



IAC MEETING AGENDA

Thursday, December 8, 2022

Virtual Meeting
9:00 a.m.

Live and archived streams of IAC meetings are available at <https://mdschoolconstruction.org>
Please visit <https://mdschoolconstruction.org> to sign up for public comment.

Introduction

- Meeting called to order
- Roll Call
- Revisions to the Agenda
- Public Comment

		Presenter	Page
1	Consent Agenda A. Approval of November 10, 2022 Minutes B. Contract Awards C. Approval of Revisions to Previously Approved Contracts D. Project Allocation Reversions E. Baltimore City Public Schools - City College High School BTL Computation Worksheet Revision Informational F. Built To Learn Project Status Report G. Prince George's County Public Schools - FY 2022 Aging Schools Program Project Extensions H. Informational Facility Status Change	Alex Donahue, Acting Executive Director	3 * 7 * 29 * 30 * 31 * 33 35 36
2	St. Mary's County Public Schools - Request to Rescind Lettie Marshall Dent Elementary School Limited Renovation Project	Arabia Davis, Funding Programs Manager and Gene Shanholtz, Regional Facilities Manager (RFM)	37 *
3	Capital Improvement Program Overview Presentation	Cassandra Viscarra, Deputy Director for Administration	39
4	FY 2024 Capital Improvement Program 75% Project Approvals LEA Testimony (Included as supplemental material on pages marked Item 4 Supplement Page 1-80) A. Written Testimony I. Baltimore County II. Carroll County III. Cecil County IV. Harford County V. Howard County VI. Montgomery County VII. Wicomico County B. Presentations ¹ I. Baltimore City II. Maryland School for the Blind III. Frederick County IV. Calvert County V. Dorchester County VI. Charles County VII. Prince George's County VIII. St. Mary's County IX. Garrett County X. Washington County XI. Anne Arundel County	Arabia Davis, Funding Programs Manager	53 *

¹Revised schedule of presentation (Updated 12/13/2022)

*Action Item

5	Anne Arundel County Public Schools - Old Mill South Middle School Rescission of LP, Approval of Cost per Square Foot Increase, and BTL Funding Allocation	Arabia Davis, Funding Programs Manager and Grisel Muñoz, RFM	77	*
6	Cecil County Public Schools - Elkton Middle School Roof Replacement Project - Maximum State Construction Allocation Increase	Arabia Davis, Funding Programs Manager and Eileen Gladd, RFM	98	*
7	Harford County Public Schools - Pass-Through Grant Funding Approval	Arabia Davis, Funding Programs Manager	101	*
8	Montgomery County Public Schools - Amendment of FY 2021, FY 2022, and FY 2023 Capital Improvement Programs	Arabia Davis, Funding Programs Manager and Rodney Dionisio, RFM	105	*
	Executive Session: Personnel Matter, §3-305(b)(1) of the General Provisions Article of the Anno. Code of Md.			

Announcements

DRAFT Meeting Minutes – November 10, 2022

Call to Order:

Chair Kasemeyer called the video-conference meeting of the Interagency Commission on School Construction to order at 9:00 a.m.

Members in Attendance:

Edward Kasemeyer, Appointee of the President of the Senate, Chair
Secretary Ellington Churchill, Department of General Services, Vice-chair
Superintendent Mohammed Choudhury, Maryland State Department of Education
Michael Darenberg, Appointee of the Governor
Linda Eberhart, Appointee of the Speaker of the House
Brian Gibbons, Appointee of the Speaker of the House
Gloria Lawlah, Appointee of the President of the Senate
Secretary Robert S. McCord, Maryland Department of Planning

Members Not in Attendance:

Dick Lombardo, Appointee of the Governor

Revisions to the Agenda:

There were no revisions to the agenda.

Public Comment:

There was no public comment.

IAC Correspondence:

Alex Donahue, Acting IAC Executive Director, noted inclusion in the agenda of a letter from Joshua M. Sharfstein, M.D. and Richard Lofton, PhD of John Hopkins University on their preliminary findings of the study on the IAC's Statewide Facility Assessment. Chair Kasemeyer explained that the IAC has met with Dr. Sharfstein periodically over the past year regarding the SFA data.

1. Consent Agenda – [Motion Carried]

Upon a motion by Ms. Lawlah, seconded by Mr. Gibbons, the IAC voted unanimously to approve the consent agenda.

A. Approval of the October 13, 2022 Minutes

To approve the minutes of the October 13, 2022 Interagency Commission on School Construction Meeting.

B. Summary of Contract Awards

To approve contract procurement as presented.

C. Approval of Revisions to Previously Approved Contracts

To approve the revisions to previously approved contract awards as presented to accurately reflect the adjustments to the State and local participation in the contract amounts and/or corrections to allocation project allocation information.

D. Project Closeouts

To approve the final State project costs as presented and to remove the projects from the active project detailed financial report.

E. Change Order Approvals

To approve change orders for the Dr. Samuel Mudd Elementary project as described within the agenda item.

F. Informational Facility Status Changes – [Informational Only]

G. Baltimore County Public Schools - Featherbed Lane Elementary School ASP Project Extension

H. Built to Learn Act Project Status Report – [Informational Only]

2. Baltimore City Government - Sale of Lake Clifton High School Building #40 – [Motion Carried]

Heidi Dudderar, Assistant Attorney General for the IAC, presented Baltimore City's request for approval of the sale of the Lake Clifton High School Building #40 to Morgan State University. Morgan State anticipates using the property as a satellite campus that will include academic and research buildings, athletic facilities, mixed-use housing, and public-private partnerships. Commission members expressed support for the sale to assist in Morgan State's mission and further development.

Upon a motion by Ms. Eberhart, seconded by Ms. Lawlah, the IAC voted unanimously to approve the sale of the property formerly used for Lake Clifton High School and located at 2801 St. Lo Drive, Baltimore, Maryland 21213, from the Mayor and City Council of Baltimore to Morgan State University on terms set forth in the Land Disposition Agreement entered into between these parties and attached to the agenda. The consideration for the sale of the property is the amount of the outstanding State bond debt associated with the property, which amount will be confirmed by the State Treasurer's Office. In accordance with the IAC's August 22, 2019 approval of the closure and transfer of this property to the Mayor and City Council of Baltimore, this approval is also conditioned upon full repayment of the outstanding State bond debt associated with this property by Baltimore City within thirty (30) days of the closing of the sale of the property.

3. Adoption of Final 14.39.07 COMAR Revisions - [Motion Carried]

Jonathan Borghetti, IAC Policy Analyst, and Cassandra Viscarra, IAC Deputy Director for Administration, presented the final revisions to COMAR 14.39.07 to be adopted by the IAC. Commission members asked for additional information on the comments received during the public comment period. IAC staff explained that the major concerns expressed were about the elements of a project eligible for IAC funding. Staff further explained that the Sufficiency Standards, which are the subject of the COMAR action, do not determine the funding provided to projects; they are bare minimum used for the IAC's facility assessments. The IAC uses other funding factors, such as the IAC's adopted Gross Area Baselines (GABs), to determine funding eligibility. Further, changing the Sufficiency Standards after the IAC's baseline assessment would make it impossible to longitudinally compare data collected in the annual assessments from year to year. Additionally, staff noted that the GABs are currently under review to ensure they meet the standards set by the Maryland Blueprint Act which may require potential changes in funding methods.

Upon a motion by Ms. Lawlah, seconded by Mr. Gibbons, the IAC voted unanimously to adopt the final COMAR Revisions as published in the September 9, 2022 Maryland Register (Volume 49, Issue 19, Pages 885-890).

4. Baltimore City Public Schools - City College High School #480 - Gross Area Baseline Variance - [Motion Carried]

Gricel Muñoz, IAC Regional Facilities Manager, presented Baltimore City Public Schools' (BCPSS) GAB variance request for the Baltimore City College High School to consider additional eligible gross square feet to be funded above the GAB. IAC staff recommend the variance due to the historical nature of the building and restrictions on the ability to redesign while maintaining the historical structure. Commission members voiced their support for the variance because of City College's historical status and academic achievements.

Upon a motion by Ms. Eberhart, seconded by Secretary Churchill, the IAC voted unanimously to approve a Gross Area Baseline (GAB) variance that will support an additional 14,345 gross square feet (GSF) for the Baltimore City College High School #480 (PSC 30.110) renovation and addition project. This increases the eligible GSF from 279,035 to 296,380 inclusive of cooperative use space (CUS) for an approved projected enrollment of 1,816 students.

5. Built to Learn Project Approval - [Motion Carried]

Arabia Davis, IAC Funding Programs Manager, presented a recommendation for Built to Learn (BTL) funding approval of the Baltimore City College High School renovation and addition project with a maximum state allocation of \$125.5 million. Commission members noted the \$4 million reduction in project funding, which is based upon the State's requirement that the amount of State funding provided in a facility within 16 years be deducted from a project that will impact previously funded systems or components and asked if the LEA was aware of and in agreement with the reductions. IAC staff explained the reductions were from the sum of the total projects funded by the IAC within the last 15 years and the final amount recommended for this project is more than Baltimore City Public Schools (BCPSS) originally anticipated; BCPSS is satisfied with the result. Acting Executive Director Alex Donahue also explained that the project is being funded at a higher level than normal and has confidence that BCPSS will complete a comprehensive renovation that will provide the necessary learning environment for students and preserve the historical nature of the building.

Upon a motion by Secretary Churchill, seconded by Secretary McCord, the IAC voted unanimously to approve the Baltimore City College #480 Renovation/Addition project as presented to be funded and executed through the Built to Learn Act totaling approximately ~~\$129.7~~ **\$125.5¹** million. The final funding amount is subject to adjustment based upon finalization of the project worksheet and review of project eligibility.

6. Calvert County Public Schools - Huntingtown Elementary School Emergency Project - [Motion Carried]

Ms. Davis presented an emergency funding request from Calvert County Public Schools for the failing septic drain fields at Huntingtown Elementary School. The septic field was constructed in 1971 and was recently identified as failing. IAC staff have reviewed the request and determined this project meets the requirements to receive funding from the IAC Emergency Fund Account.

¹ *Red text indicates changes to the proposed motion as corrected in the IAC Meeting

Upon a motion by Ms. Eberhart, seconded by Secretary Churchill, the IAC voted unanimously to approve the Calvert County Public Schools (CCPS) emergency repair project for the failing septic field at Huntingtown Elementary School (PSC 04.010) and to:

1. Decrease the Emergency Fund Account by \$184,800 and;
2. Transfer from the Emergency Reserved Fund Account and apply \$184,800 to the Huntingtown Elementary School Emergency Septic Field Replacement Project.

7. Pass-Through Grant Funding Approval - [Motion Carried]

Ms. Davis presented funding requests for the Pass-Through Grant (PTG) program for four synthetic turf field projects and the Thurmont Elementary Limited Renovation project in Frederick County. Commission members requested the deadline that the LEAs have to request PTG funding and IAC staff shared that LEAs will have until May 1, 2023 to apply. In the coming months, the IAC anticipates further requests for PTG funding.

Upon a motion by Ms. Eberhart, seconded by Secretary Churchill, the IAC voted unanimously to approve the Pass-Through Grant program projects as presented in this item with a total allocation of \$10,000,000 subject to reconciliation and potential adjustment at project closeout.

8. Executive Session - [Motion Carried]

Pursuant to §3-305(b)(1) of the General Provisions Article, Annotated Code of Maryland, and with unanimous agreement by all members present, the Commission met in closed session on Thursday, November 10, 2022 to discuss personnel matters. All members were present at the closed session with the exception of Mr. Lombardo. Also in attendance were Acting Executive Director Donahue, Ms. Viscarra, and Ms. Dudderar. The Executive Session commenced at 9:35 a.m.

The Executive Session concluded at 9:41 a.m.

Announcements:

Chair Kasemeyer mentioned that the IAC staff recently had meetings with the Howard County and Baltimore County Executives, and will be attending a meeting with the Prince George's County Executive. Chair Kasemeyer expressed support for having continuing meetings with county executives.

Adjournment:

Upon a motion by Secretary McCord, with a second by Mr. Gibbons, the IAC voted unanimously to adjourn the meeting at 9:42 a.m.



Item 1B. Summary Of Contract Awards

Motion:

To approve contract procurement as noted below.

The IAC staff has reviewed the contract procurement for the following State approved projects and recommends IAC approval.

	<u>Bid Opening</u>	<u>Total Contract</u>	<u>State Funds</u>	<u>Local Funds</u>
<u>Allegany County</u>				
1.	Fort Hill High PSC #01.011.22 SR Systemic Renovation - Boiler Replacement	\$5,009,000	\$1,897,000	\$3,112,000
	Carl Belt, Inc.	10/04/2022	\$5,009,000	
<hr/>				
<u>Anne Arundel Co</u>				
2.	Bates Middle PSC #02.037.23 SR Systemic Renovation - HVAC	\$26,567,000	\$13,183,500	\$13,383,500
	Phillip's Way	09/12/2022	\$26,567,000	
<hr/>				
<u>Calvert County</u>				
3.	Plum Point Middle PSC #04.017.23 SR Systemic Renovation - HVAC Renovation	\$3,830,000	\$2,144,800	\$1,685,200
	W.L. Gary Company	09/15/2022	\$3,830,000	

		<u>Bid Opening</u>	<u>Total Contract</u>	<u>State Funds</u>	<u>Local Funds</u>
<u>Charles County</u>					
4.	Indian Head Elementary PSC #08.008.23 SR Systemic Renovation - Boiler Replacement		\$636,800	\$413,920	\$222,880
	Denver-Elek, Inc	10/19/2022	\$636,800		
<hr/>					
5.	Westlake High PSC #08.031.23 SR Systemic Renovation - Roof Replacement		\$3,526,000	\$2,259,400	\$1,266,600
	Island Contracting	10/27/2022	\$3,526,000		
<hr/>					
<u>Baltimore City</u>					
6.	William Paca Elementary PSC #30.042.23 ASP Systemic Renovation - Elevator Renovation/Upgrade		\$411,028	\$308,287	\$102,741
	Kone, Inc.	09/13/2019	\$411,028		
<hr/>					
7.	Highlandtown Pk-8 PSC #30.072.15/16 Systemic Renovation - Windows		\$1,098,000	\$1,054,080	\$43,920
	E. Pikounis Construction Co., Inc	09/08/2022	\$1,098,000		
<hr/>					
8.	Walbrook High PSC #30.188.18/19 SR Systemic Renovation - Roof Replacement		\$8,830,000	\$7,848,000	\$982,000
	Cole Roofing Company	08/18/2022	\$8,830,000		
<hr/>					
Summary Totals					
Total Projects: 8	Total Contracts: 8		\$49,907,828	\$29,108,987	\$20,798,841

APPROVAL OF CONTRACTS

LEA: Allegany County

PSC No. 01.011.22 SR

Project Name: Fort Hill High

Bid Opening: 10/4/2022

Project Type: Systemic Renovation

Scope of Work: Boiler Replacement

Basis for Award of Contract: 89% of eligible base bid plus alt 1

Basis of Funding: 89% of eligible base bid plus alt 1

Local Funds: \$3,112,000

State Funds: \$1,897,000

Total Contract: \$5,009,000

State Contingency for Change Orders: 0

Transfer State Funds:	Account No.	Amount
Decrease Project Amount:		<u>\$0</u>
Increase Contingency Amount:		<u>\$0</u>
Decrease Contingency Amount:		<u>\$0</u>
Increase Project Amount:		<u>\$0</u>

<u>Contract #</u>	<u>Contractor</u>	<u>Total Contract</u>
	Carl Belt, Inc.	<u>\$5,009,000</u>
		<u>\$5,009,000</u>

Notes: (1) Replacement of three (3) 1936/1992 fire tube boilers with natural gas fueled cast iron and condensing hot water boilers and to remove the steam/hot water conversion system with air handlers and heater units in the gym wing as well as a direct digital control system to control and monitor the central plant and all associated pumps, valves, piping, instrumentation will be replaced.

(2) Prevailing Wage Rates apply to this contract.

(3) All change orders are Local responsibility; change orders are not required to be submitted to the State for review. Final State funding is evaluated at time of project Close-Out.

IAC Approval Date:

**Fort Hill High School Boiler Replacement
 Bid Tabulation
 October 4, 2022, 2:00 PM**

Bidder	Walter N. Yoder & Sons	Carl Belt
Addenda (3)	X	X
Bid Bond	X	X
Affidavit of Qualification to Bid	X	X
MBE Attachments	X	X
Base Bid	\$5,194,000	\$4,689,000
Alternates		
Alternate 1 - Condensing Boilers	\$298,800	\$320,000

APPROVAL OF CONTRACTS

LEA: Anne Arundel Co

PSC No. 02.037.23 SR

Project Name: Bates Middle

Bid Opening: 9/12/2022

Project Type: Systemic Renovation

Scope of Work: HVAC

Basis for Award of Contract: Base bid + 5 alts

Basis of Funding: 50% of base bid + 5 alts

Local Funds: \$13,383,500

State Funds: \$13,183,500

Total Contract: \$26,567,000

State Contingency for Change Orders:

Transfer State Funds:	Account No.	Amount
Decrease Project Amount:		<u>\$0</u>
Increase Contingency Amount:		<u>\$0</u>
Decrease Contingency Amount:		<u>\$0</u>
Increase Project Amount:		<u>\$0</u>

<u>Contract #</u>	<u>Contractor</u>	<u>Total Contract</u>
	Phillips Way	<u>\$26,567,000</u>
		<u>\$26,567,000</u>

Notes: (1) Replace the HVAC system, fire suppression system, fire pump, domestic water piping and pipe insulation. The scope of work also includes installation of a new building automation system.

(2) Prevailing Wage Rates apply to this contract.

(3) All change orders are Local responsibility; change orders are not required to be submitted to the State for review. Final State funding is evaluated at time of project Close-Out.

IAC Approval Date:

23CN-010 HVAC REPLACEMENT AT WILEY H. BATES MIDDLE SCHOOL

BID OPENING

****DRAFT COPY FOR REVIEW PUPOSES ONLY****

TUES., 09/20/22 @ 11:00 AM

CONTRACTOR	Philip's Way	Tuckman-Barbee	Hot & Cold Corp	Toussaint Mech
BASE BID	24,900,000	33,643,000	33,590,254	26,886,000
ALTERNATE NO. 1	661,000	999,000	175,000	634,000
ALTERNATE NO. 2	202,000	387,000	235,000	265,000
ALTERNATE NO. 3	183,000	210,000	154,000	182,000
ALTERNATE NO. 4	194,000	202,000	185,000	117,000
ALTERNATE NO. 5	427,000	880,000	395,000	389,000
CONTRACTOR				
BASE BID				
ALTERNATE NO. 1				
ALTERNATE NO. 2				
ALTERNATE NO. 3				
ALTERNATE NO. 4				

****I affirm that the contents of the draft bid tab accurately reflect the bid prices as read.****

COLEEN MYERS 

OPENED BY: MARLENE MUELLER

IAC Meeting 12/08/2022

-12-

 FERGUSON
RECORDED BY: JOYCE MILLER

23CN-010 HVAC System Replacement at Wiley H. Bates MS

CONTRACTOR	Phillips Way, Inc.	Tuckman-Barbee Construction Company, Inc.	Hot & Cold Corp.	Towson Mechanical, Inc.
BASE BID	\$ 24,900,000	\$ 33,643,000	\$ 33,590,254	\$ 26,886,000
ALTERNATE NO. 1	\$ 661,000	\$ 999,000	\$ 175,000	\$ 634,000
ALTERNATE NO. 2	\$ 202,000	\$ 387,000	\$ 235,000	\$ 265,000
ALTERNATE NO. 3	\$ 183,000	\$ 210,000	\$ 154,000	\$ 182,000
ALTERNATE NO. 4	\$ 194,000	\$ 202,000	\$ 185,000	\$ 117,000
ALTERNATE NO. 5	\$ 427,000	\$ 880,000	\$ 395,000	\$ 389,000
TOTAL	\$ 26,567,000	\$ 36,321,000	\$ 34,734,254	\$ 28,473,000

ALTERNATE NO. 1: Secure Vestibule Alternate per Section 01 2300

ALTERNATE NO. 2: FACS Classroom Alternate per Section 01 2300

ALTERNATE NO. 3: Domestic Water Heater Replacement per Section 01 2300

ALTERNATE NO. 4: Domestic Water Piping Insulation Replacement per Section 01 2300

ALTERNATE NO. 5: Domestic Water Piping Replacement per Section 01 2300

*** Bold Indicates Awardee**

APPROVAL OF CONTRACTS

LEA: Calvert County

PSC No. 04.017.23 SR

Project Name: Plum Point Middle

Bid Opening: 9/15/22

Project Type: Systemic Renovation

Scope of Work: HVAC Renovation

Basis for Award of Contract: Base bid plus alts 1 & 6.

Basis of Funding: 56% of base bid plus alts 1 & 6.

Local Funds: \$1,685,200

State Funds: \$2,144,800

Total Contract: \$3,830,000

State Contingency for Change Orders: 0

Transfer State Funds:	Account No.	Amount
Decrease Project Amount:		<u>\$0</u>
Increase Contingency Amount:		<u>\$0</u>
Decrease Contingency Amount:		<u>\$0</u>
Increase Project Amount:		<u>\$0</u>

<u>Contract #</u>	<u>Contractor</u>	<u>Total Contract</u>
	W.L. Gary Company	<u>\$3,830,000</u>
		<u>\$3,830,000</u>

Notes: (1) Replace three (3) rooftop, 11 AHUs and 100 VAV original to the 1992 building.
(2) Prevailing wage rates apply to this contract.
(3) All change orders are Local responsibility; change orders are not required to be submitted to the State for review. Final State funding is evaluated at time of project Close-Out.

IAC Approval Date:

BID TABULATION

PLUM POINT MIDDLE SCHOOL HVAC SYSTEMIC RENOVATION

PSC #04.017.23 SR

Date Bids Opened: SEPTEMBER 15, 2022

Minority Business Participation 8%
 Prevailing Wages: Yes No

NAME OF BIDDER List in receding order lowest to highest	BASE BID	ALTERNATES/INFORMATIONAL PRICES (indicate which)											
		ALTERNATES 1 AND 6											
		Alt. 1	Alt. 2	Alt. 3	Alt. 4	Alt. 5	Alt. 6	Alt. 7	Alt. 8				
W.L. GARY COMPANY	3,374,000	389,000	668,000	554,000	374,000	403,000	67,000						
AMERICAN COMBUSTION INDUSTRIES	3,629,572	405,943	738,524	613,976	417,526	47,125	74,563						

Description of Alternates: (Indicate cost of each as per the low bidder)
 ALTERNATE #1: REPLACEMENT OF RTAHU-4
 ALTERNATE #2: REPLACEMENT OF EXISTING RTAHU-5 AND RTAHU 6 WITH NEW RTU-7
 ALTERNATE #3: REPLACEMENT OF RTAHU-7
 ALTERNATE #4: REPLACEMENT OF RTAHU-8
 ALTERNATE #5: REPLACEMENT OF RTAHU-9
 ALTERNATE #6: REPLACEMENT OF EXISTING DDC CONTROLS ASSOCIATED WITH CENTRAL PLANT

Site Development Cost: State \$ _____ Local \$ _____ Total Construction Cost \$ _____

Building Cost: State \$ 2,144,800 Local \$ 1,685,200 Total Construction Cost \$ 3,830,000

APPROVAL OF CONTRACTS

LEA: Charles County

PSC No. 08.008.23 SR

Project Name: Indian Head Elementary

Bid Opening: 10/19/2022

Project Type: Systemic Renovation

Scope of Work: Boiler Replacement

Basis for Award of Contract: Base bid

Basis of Funding: 65% of eligible base bid

Local Funds: \$222,880

State Funds: \$413,920

Total Contract: \$636,800

State Contingency for Change Orders: 0

Transfer State Funds:	Account No.	Amount
Decrease Project Amount:		<u>\$0</u>
Increase Contingency Amount:		<u>\$0</u>
Decrease Contingency Amount:		<u>\$0</u>
Increase Project Amount:		<u>\$0</u>

<u>Contract #</u>	<u>Contractor</u>	<u>Total Contract</u>
	Denver-Elek, Inc	<u>\$636,800</u>
		<u>\$636,800</u>

- Notes: (1) Replace two (2) 1976 boilers and pump systems.
(2) Prevailing wage rates apply to this contract.
(3) All change orders are Local responsibility; change orders are not required to be submitted to the State for review. Final State funding is evaluated at time of project Close-Out.

IAC Approval Date:

BID TABULATION

Indian Head Elementary School~ Boiler Replacement

Alban Engineering, Inc.
303 International Circle, #450
Hunt Valley, Maryland 21030

Bid Date: 10/19/2022
Starkey Bldg, Board Room
2:00PM

Bid Number: IHESBR 1-2022

CONTRACTOR	American Combustion Industries	Calvert Controls, Inc.	Denver-Elek	Gaghan Mechanical, Inc.	Hurley Company	WE Bowers	WL Gary
Addendum No. 1	x		x	x	x		x
Addendum No. 2	x		x	x	x		x
Addendum No. 3	x		x	x	x		x
Bid Bond	x		x	x	x		x
Letter from Bonding Company	x		x	x	x		x
Affidavit/Bribery & Non-Collusion	x		x	x	x		x
Part II: MBE Participatation/Utilization Affidavit	x		x	x	No MBE Submitted		x
Part III: MBE Schedule of Participation	x		x	x	No MBE Submitted		x
Part VI: Signature	x		x	x	No MBE Submitted		x
Percentage of MBE (Goal 7%)	met		met	met	No MBE Submitted		met
MBE Subgoals: AA 0%, Asian 0%	x		x	x	met 7%		x
Total Base Bid	\$ 682,500.00		\$ 636,800	\$648,473	\$ 650,000.00		\$ 700,000.00

APPROVAL OF CONTRACTS

LEA: Charles County

PSC No. 08.031.23 SR

Project Name: Westlake High

Bid Opening: 10/27/22

Project Type: Systemic Renovation

Scope of Work: Roof Replacement

Basis for Award of Contract: Base bid + 5 alts

Basis of Funding: 65% of base bid + 5 alts

Local Funds: \$1,266,600

State Funds: \$2,259,400

Total Contract: \$3,526,000

State Contingency for Change Orders:

Transfer State Funds:	Account No.	Amount
Decrease Project Amount:		<u>\$0</u>
Increase Contingency Amount:		<u>\$0</u>
Decrease Contingency Amount:		<u>\$0</u>
Increase Project Amount:		<u>\$0</u>

<u>Contract #</u>	<u>Contractor</u>	<u>Total Contract</u>
	Island Contracting	<u>\$3,526,000</u>
		<u>\$3,526,000</u>

- Notes: (1) Replace the entire 115,000 sf 1994 EPDM roof.
(2) Prevailing wage rates do not apply to construction contracts less than \$500,000.
(3) Alternates: 1. Replacement of pyramidal skylight including all curb updates. 2. Replacement of barrel skylight. 3. Paint stairs and railings at roof area C2 4. Paint dunnage for roof equipment. 5. Paint steep slope metal roofs.
(4) All change orders are Local responsibility; change orders are not required to be submitted to the State for review. Final State funding is evaluated at time of project Close-Out.

IAC Approval Date:

BID TABULATION
Westlake High School ~ Roof Replacement

Prime AE Group, Inc.
 5521 Research Park Drive, Suite 300
 Baltimore, Maryland 21228

Bid Date: 10/27/2022
 Annex 1, Training Room
 2:00PM

Bid Number: WHSRR 1-2223

CONTRACTOR	AllState Contractors, Inc.	Flynn Mid-Atlantic	Island Contracting, Inc.	Northeast Contracting Corp.	Patuxent Roofing & Contracting	Vatica Contracting, Inc.
Addendum No. 1		X	X	X	X	X
Addendum No. 2		X	X	X	X	X
Bid Bond	NO	X	X	X	X	X
Letter from Bonding Company	BID	X	X	X	X	X
Affidavit/Bribery & Non-Collusion	RECEIVED	X	X	X	X	X
Part II: MBE Participatation/Utilization Affidavit		X	X	X	X	X
Part III: MBE Schedule of Participation		X	X	X	X	X
Part VI: Signature		X	X	X	X	X
Percentage of MBE (Goal 7%)	NO	MET	MET	MET	MET	MET
MBE Subgoals: AA 0%, Asian 0%	BID	X	X	X	X	X
Total Base Bid	RECEIVED	\$ 3,950,000.00	\$ 3,270,000.00	\$ 3,485,000.00	\$ 3,933,538.00	\$ 4,030,123.00
Alternate No. 1 ~ Replacement of Pyramidal Skylight	NO	\$ 179,500.00	\$ 45,000.00	\$ 195,000.00	\$ 65,000.00	\$ 169,927.00
Alternate No. 2~ Replacement of Barrel Skylight		\$ 236,800.00	\$ 160,000.00	\$ 257,000.00	\$ 78,000.00	\$ 216,192.00
Alternate No. 3- Paint Stairs & Railings @ Roof Area C2	BID	\$ 31,500.00	\$ 6,000.00	\$ 30,000.00	\$ 17,000.00	\$ 4,077.00
Alternate No. 4~ Paint Dunnage for Roof Equipment		\$ 38,200.00	\$ 7,500.00	\$ 20,000.00	\$ 12,000.00	\$ 8,038.00
Alternate No. 5~ Paint Slope Metal Roofs	RECEIVED	\$ 51,300.00	\$ 37,500.00	\$ 64,000.00	\$ 86,000.00	\$ 31,102.00
Total Alternates		\$ 537,300.00	\$ 256,000.00	\$ 566,000.00	\$ 258,000.00	\$ 429,336.00
Base Bid Plus Alternates		\$ 4,487,300.00	\$ 3,526,000.00	\$ 4,051,000.00	\$ 4,191,538.00	\$ 4,459,459.00

APPROVAL OF CONTRACTS

LEA: Baltimore City

PSC No. 30.042.23 ASP

Project Name: William Paca Elementary

Bid Opening: 9/13/2019

Project Type: Systemic Renovation

Scope of Work: Elevator Renovation/Upgrade

Basis for Award of Contract: Base bid plus Alt 1

Basis of Funding: 96% of eligible base bid + 1 alt

Local Funds: \$102,741

State Funds: \$308,287

Total Contract: \$411,028

State Contingency for Change Orders:

Transfer State Funds:	Account No.	Amount
Decrease Project Amount:		<u>\$0</u>
Increase Contingency Amount:		<u>\$0</u>
Decrease Contingency Amount:		<u>\$0</u>
Increase Project Amount:		<u>\$0</u>

<u>Contract #</u>	<u>Contractor</u>	<u>Total Contract</u>
	Kone, Inc.	<u>\$411,028</u>
		<u>\$411,028</u>

- Notes:** (1) Renovate and upgrade elevator - Renovate and upgrade elevator to meet current code and ADA requirements
(2) Prevailing Wage Rates apply to this contract.
(3) All change orders are Local responsibility; change orders are not required to be submitted to the State for review. Final State funding is evaluated at time of project Close-Out.

IAC Approval Date:

BALTIMORE CITY PUBLIC SCHOOLS

IFB-20003

ELEVATOR REPAIR, MODERNIZATION, & INSTALLATION SERVICES

BID DUE DATE: THURSDAY, SEPTEMBER 10, 2019, 12:00 P.M. LOCAL TIME

30

	Responding Vendor	Grand Total
1	Kone Inc.	\$ 4,111,028.40
2		
3		
4		
5		
6		
7		
8		
9		
10		
11		
12		
13		
14		
15		

Bids Opened By: STUART FORDMAN

Date 9/19/19

Bids Recorded By: Patricia Craft

Date 9/19/19

**APPENDIX H - BID PROPOSAL FORM
(TO BE SUBMITTED WITH BID)**

**IFB-20003
Elevator Repair, Modernization, and Installation Services**

CONTRACTOR NAME: KONE INC

ADDRESS: 517 Progress Drive, Suite Q, Linthicum, MD 21090

TO: BOARD OF SCHOOL COMMISSIONERS OF BALTIMORE CITY

We propose to provide elevator installation and maintenance services to the Baltimore City Public School System in accordance with Scope of Work, General Terms and Conditions, and Special Terms and Conditions of IFB-19028.

Instructions:

Each Bidder shall provide a fixed price for each cost item listed on the Bid Proposal Form. *Bidders must bid on all items listed. Failure to do so will result in the bid being non-responsive.* This price will be fixed for the initial contract award year.

The undersigned agrees to furnish all labor, materials, and services necessary to provide elevator installation and maintenance services for Baltimore City Public School System in accordance with the attached specifications, and other related contract documentation for the following prices:

<u>Item #</u>	<u>Unit Cost</u>	<u># Units</u>	<u>12 Months</u>	<u>Ext. Cost</u>
1	Provide Scheduled Routine Maintenance and Full Preventive Maintenance on Hydraulic Elevators at a Fixed Monthly Price			
A	Initial Elevator Per Unit Fixed Monthly Cost	\$ 185	x 71	x 12 = \$ 157,620.00
B	Subsequent Elevator Unit Monthly Cost	\$ 185	x 9	x 12 = \$ 19,980.00
	Total Cost for Item #1			\$ 177,600.00
2	Provide Scheduled Routine Maintenance and Full Preventive Maintenance on Traction Elevators at a Fixed Monthly Price			
A	Initial Elevator Per Unit Fixed Monthly Cost	\$ 388	x 56	x 12 = \$ 260,736.00
B	Subsequent Elevator Unit Monthly Cost	\$ 388	x 13	x 12 = \$ 60,528.00
	Total Cost for Item #2			\$ 321,264.00

3	Provide Scheduled Routine and Full Preventive Maintenance on Handicapped Lifts at a Fixed Monthly Price						
A	Initial Lift Per Unit Fixed Monthly Cost	\$ 210	x	3	x	12	= \$ 7,560.00
B	Subsequent Lift Unit Monthly Cost	\$ 210	x	3	x	12	= \$ 7,560.00
		Total Cost for Item #3					\$ 15,120.00
4	Provide Scheduled Routine and Full Preventive Maintenance on Dumbwaiters at a Fixed Monthly Price						
A	Initial Dumbwaiter Per Unit Fixed Monthly Cost	\$ 75	x	3	x	12	= \$ 2,700.00
B	Subsequent Dumbwaiter Unit Monthly Cost	\$ 75	x	3	x	12	= \$ 2,700.00
		Total Cost for Item #4					\$ 5,400.00
5	Out of Scope Work, Time & Materials Basis-Regular Hours						
A	Technician	\$ 206.00/Hr.	x	200			= \$ 41,200.00
B	Helper	\$ 180.00/Hr.	x	200			= \$ 36,000.00
		Total Cost for Item #5					\$ 77,200.00
6	Out of Scope Work, Time & Materials Basis-After Hours, Monday through Friday						
A	Technician	\$330.00 /Hr.	x	100			= \$ 33,000.00
B	Helper	\$285.00 /Hr.	x	100			= \$ 28,500.00
		Total Cost for Item #6					\$ 61,500.00
7	Out of Scope Work, Time & Materials Basis-After Hours, Monday through Friday						
A	Technician	\$ 330.00 /Hr.	x	100			= \$ 33,000.00
B	Helper	\$285.00 /Hr.	x	100			= \$ 28,500.00
		Total Cost for Item #7					\$ 61,500.00
8	Out of Scope Work, Time & Materials Basis-After Hours, Emergency Hours						
A	Technician	\$ 330.00/Hr.	x	100			= \$ 33,000.00
B	Helper	\$ /Hr.	x	100			= \$ 28,500.00
		Total Cost for Item #8					\$ 61,500.00
9	Materials Cost						
	Cost Plus Markup	25	%	x	\$100,000.00		= \$ 25,000.00

Total Cost for One Year (Sum of Items 1 through 9)	\$ 806,084.00
Three Year Cost (Annual Cost x 3)	\$ 2,418,252.00
Five Year Cost-Three Year Base + Two-Year Extension (Annual Cost x5)	\$ 4,111,028.40

Vendors must complete all cost items on the Cost Proposal Sheets.

Name Nicole McKenzie

Title Branch Manager

Signature 

Date 09/13/2019

APPROVAL OF CONTRACTS

LEA: Baltimore City

PSC No. 30.072.15/16

Project Name: Highlandtown Pk-8

Bid Opening: 9/8/2022

Project Type: Systemic Renovation

Scope of Work: Windows

Basis for Award of Contract: 96% of eligible base bid + 3 alts

Basis of Funding: 96% of eligible base bid + 3 alts

Local Funds: \$43,920

State Funds: \$1,054,080

Total Contract: \$1,098,000

State Contingency for Change Orders:

Transfer State Funds:	Account No.	Amount
Decrease Project Amount:		<u>\$0</u>
Increase Contingency Amount:		<u>\$0</u>
Decrease Contingency Amount:		<u>\$0</u>
Increase Project Amount:		<u>\$0</u>

<u>Contract #</u>	<u>Contractor</u>	<u>Total Contract</u>
	E. Pikounis Construction Co., Inc	<u>\$1,098,000</u>
		<u>\$1,098,000</u>

Notes: (1) Replace all of the 1975 existing windows, repair interior and exterior walls. Structural investigation will be undertaken to determine the cause of the cracking and wall separation.
(2) Prevailing Wage Rates apply to this contract.
(3) All change orders are Local responsibility; change orders are not required to be submitted to the State for review. Final State funding is evaluated at time of project Close-Out.

IAC Approval Date:

BALTIMORE CITY PUBLIC SCHOOLS
IFB-23008
WINDOOR AND DOOR REPLACEMENT AT HIGHLANDTOWN PRE-K to 8 SCHOOL #215
BID DUE DATE: THURSDAY, SEPTEMBER 15, 2022, 12:00 P.M. LOCAL TIME

	Responding Vendor	Item #1	Item #2	Item #3	Item #4	Item #5	Item #6	Item #7	Grand Total
1	Clyde McHenry	\$622,786.00	\$1,979.00	\$7,182.00	\$1,750.00	\$66,299.00	\$5,285.00	\$36,722.00	\$742,003.00
2	E. Pikounis Construction	\$825,600.00	\$0.00	\$8,600.00	\$0.00	\$135,000.00	\$0.00	\$128,800.00	\$1,098,000.00
3									\$0.00
4									\$0.00
5									\$0.00
6									\$0.00
7									\$0.00
8									\$0.00
9									\$0.00
10									
11									
12									
13									
14									
15									

Bids Opened By: Stuart Feldman

Date 9/15/2022

Bids Recorded By: Patricia Graff

Date 9/15/2022

APPROVAL OF CONTRACTS

LEA: Baltimore City

PSC No. 30.188.18/19 SR

Project Name: Walbrook High

Bid Opening: 8/18/2022

Project Type: Systemic Renovation

Scope of Work: Roof Replacement

Basis for Award of Contract: 96% of base bid

Basis of Funding: 96% of base bid

Local Funds: \$982,000

State Funds: \$7,848,000

Total Contract: \$8,830,000

State Contingency for Change Orders:

Transfer State Funds:	Account No.	Amount
Decrease Project Amount:		<u>\$0</u>
Increase Contingency Amount:		<u>\$0</u>
Decrease Contingency Amount:		<u>\$0</u>
Increase Project Amount:		<u>\$0</u>

<u>Contract #</u>	<u>Contractor</u>	<u>Total Contract</u>
	Cole Roofing Company	<u>\$8,830,000</u>
		<u>\$8,830,000</u>

Notes: (1) Replace the 126,421 sf 1971 built up roof with a TPO roof.

(2) Prevailing Wage Rates apply to this contract.

(3) All change orders are Local responsibility; change orders are not required to be submitted to the State for review. Final State funding is evaluated at time of project Close-Out

IAC Approval Date:

BALTIMORE CITY PUBLIC SCHOOLS

IFB-23003

ROOF REPLACEMENT AT WALBROOK BUILDING #411

BID DUE DATE: THURSDAY, AUGUST 25, 2022, 12:00 P.M. LOCAL TIME

	Responding Vendor	Grand Total
1	AllState Contractor, Inc.	\$7,589,250.00
2	Autumn Contracting, Inc.	\$9,320,000.00
3	Cole Roofing Company, Inc.	\$8,830,000.00
4	Ruff Roofing and Sheet Metal, Inc.	\$9,125,820.00
5	SGK Contracting, Inc.	\$6,899,000.00
6		
7		
8		
9		
10		
11		
12		
13		
14		
15		

Bids Opened By: Stuart Feldman

Date 8/25/2022

Bids Recorded By: Patricia Graff

Date 8/25/2022

First and second apparent low bidders (SGK & AllState) both found non-compliant/non-responsive.



Item 1C. Approval of Revisions to Previously Approved Contracts

Motion:

To approve the revisions to previously approved contract awards as presented.

Background Information:

July 14, 2022 - Contract Awards

Change is to correct state participation approved at the July 14, 2022 IAC Meeting.

Frederick County - Thurmont ES

PSC 10.015.22

Project Type: Construction - Limited Renovation

Change State funds from \$4,333,312 to \$4,333,000

Change Local funds from \$6,945,883 to \$6,946,195

November 10, 2022 - Contract Awards

Change is to increase state participation consistent with previously approved adjustment to LEA's state share in accordance with §5-303(d)(3)(k).

Garrett County - Grantsville ES

PSC 11.004.22 SR

Project Type: Systemic Renovation - Roof

Change State funds from \$749,949 to \$1,349,908

Change Local funds from \$749,949 to \$149,990

November 10, 2022 - Contract Awards

Change is to increase contract participation in accordance with the project increase approved in Item 5 at the October 13, 2022 IAC Meeting.

Queen Anne's County - Bayside ES

PSC 17.021.22 SR

Project Type: Systemic Renovation - Roof

Change State funds from \$248,000 to \$538,790

Change Local funds from \$808,450 to \$517,660

November 10, 2022 - Contract Awards

Change is to increase contract participation in accordance with the project increase approved in Item 5 at the October 13, 2022 IAC Meeting.

Queen Anne's County - Kent Island ES

PSC 17.007.20 SR

Project Type: Systemic Renovation - Roof

Change State funds from \$312,000 to \$545,443

Change Local funds from \$757,495 to \$524,052

Item 1D. Project Allocation Reversions

Motion:

To approve the reversion of the amounts presented to the appropriate statewide contingency accounts.

Background Information:

The IAC approved the cancellation of the Cecil Manor Elementary School project at its May 11, 2022 meeting, including an allocation of \$1,597,000. However, the project allocation amount is \$1,886,557. This item reverts the remaining funds allocated to the canceled project. The funds will revert to the account held in reserve for Cecil County Public Schools.

LEA	Project Name	Project Number	Amount
Cecil County	Cecil Manor Elementary	07.030.19	\$289,557
Reversion Total			\$289,557

Item 1E. Baltimore City Public Schools - City College High School BTL Computation Worksheet Revision

Motion:

To approve the revision of the Capital Improvement Program/Built to Learn computation worksheet for the FY 2023 Baltimore City College High School #480 (PSC 30.110) to establish a Maximum State Allocation of \$128,913,000.

Background Information:

The Baltimore City College High School renovation project's Maximum State Allocation was approved by the IAC at its November 10, 2022 meeting. Site costs were inadvertently omitted from the calculation that adds 10% of the budgeted cost for early planning and design costs. This proposed revision appropriately applies the early planning and design funding and results in an increase to the Maximum State Allocation by \$3,362,648 from \$125,550,352 to \$128,913,000.

Item 1F. Built to Learn Act Project Status Report

Motion:

This item is informational and does not require IAC action.

Background Information:

Please see the details regarding BTL allocations, report key, attached report dated as of November 23, 2022 - ***Built to Learn Act Project Status Report.***

BTL Project Status Report Key

This report displays the current status of BTL projects that have been approved by the IAC.

The Delivery column indicates the type of project delivery method:

- **O/B:** Owner / Builder. The LEA acts as the prime at-risk construction manager (general contractor) and directly contracts with the trade contractors. The LEA may engage a not-at-risk construction manager to act as its agent to assist with the management of the project.
- **CMAR:** Construction Management At-Risk. The LEA engages an at-risk construction manager that will become the prime general contractor before the schematic design phase begins to gain the value-added benefits of ensuring design/construction viability and design cost effectiveness and for a turn-key project delivery within a guaranteed maximum price (GMP).
- **DBB:** Design-Bid-Build. The LEA utilizes the “traditional” sealed bid delivery method where the successful at-risk prime general contractor delivers the project turn-key for a fixed price based upon fully complete project documents.

The percentage within each box indicates the level of progress of that phase and the color indicates the degree to which the activities in that phase are/were on schedule based upon the LEA’s initially submitted project schedule (generally from the schematic-design submission).

%	Phase completed or on track to be completed ahead of scheduled date.
%	Phase completed or on track to be completed within 2 months of scheduled date.
%	Phase completed or on track to be completed between 2 - 4 months of scheduled date.
%	Phase completed or on track to be completed more than 4 months after scheduled date.

Built to Learn Act Project Status Report

LEA	Project	Delivery	Design	Construction	Notes
Anne Arundel	Hillsmere ES Replacement	O/B	100%	64%	
Anne Arundel	Old Mill West HS New	O/B	100%	54%	
Anne Arundel	Rippling Woods ES Replacement	O/B	100%	64%	
Anne Arundel	West County ES New	O/B	100%	10%	
Baltimore City	Baltimore City College HS Renovation	CMAR	0%	0%	
Balt County	Bedford ES Replacement	O/B	100%	5%	Projects were requested since FY19 but didn't receive State funding so design was delayed until funding secured.
Balt County	Northeast Area MS New	O/B	100%	25%	
Balt County	Pine Grove MS Renovation / Addition	O/B	100%	18%	
Balt County	Summit Park ES Replacement	O/B	100%	22%	
Balt County	Lansdowne HS Replacement	O/B	100%	0%	Bids opened November 2022
Carroll	Westminster East MS Replacement	CMAR	100%	48%	
Charles	J. P. Ryon ES PreK & K Addition	DBB	100%	23%	LEA delayed project for MSA MOU.
Charles	Malcolm ES PreK & K Addition/Renovation	DBB	100%	43%	LEA delayed project for MSA MOU.
Charles	McDonough HS Renovation/Addition	DBB	100%	13%	LEA delayed project for MSA MOU.
Frederick	Waverley ES Replacement	O/B	100%	95%	
Frederick	Brunswick ES Replacement	CMAR	100%	40%	
Frederick	Green Valley ES Replacement	CMAR	25%	0%	
Frederick	Valley ES Replacement	CMAR	25%	0%	
Harford	Homestead Wakefield ES Replacement	O/B	100%	0%	Construction delayed, pending resolution with Town of Bel Air
Howard	Hammond HS Renovation/Addition	O/B	100%	73%	
Montgomery	Clarksburg Cluster ES #9 New	CMAR	100%	43%	
Montgomery	South Lake ES Renovation / Addition	CMAR	100%	41%	
Montgomery	Burnt Mills ES Replacement	CMAR	100%	37%	
Montgomery	Woodlin ES Replacement	CMAR	100%	32%	
Montgomery	Woodward HS Replacement	CMAR	100%	47%	After initial bid, project went through a redesign.
Montgomery	Stonegate ES Renovation / Addition	CMAR	100%	42%	
Montgomery	Neelsville MS Replacement	CMAR	100%	12%	
Montgomery	Poolesville HS Renovation / Addition	CMAR	100%	31%	
Montgomery	Page ES Addition	DBB	100%	24%	
Wicomico	Mardela MS/HS Addition / Renovation	CMAR	100%	10%	



Item 1G. Prince George’s County Public Schools - FY 2022 Aging Schools Program Project Extensions

Motion:

This item is informational and does not require IAC action.

Background Information:

The IAC delegated authority to approve project extensions for projects funded through the Aging Schools Program (ASP), Healthy School Facility Fund (HSFF), and School Safety Grant Program (SSGP) to the Executive Director until November 30, 2022, with any granted extensions reported to the IAC at its next meeting. All recent extensions are listed below.

LEA	PSC Number	Program	Project	Extension	Status
Prince George’s	16.011	ASP FY 2022	Largo High School PA System Replacement	3 months	Approved by IAC Acting Executive Director 11/28/22
Prince George’s	16.153	ASP FY 2022	Carole Highlands ES PA System Replacement	3 months	Approved by IAC Acting Executive Director 11/28/22
Prince George’s	16.043	ASP FY 2022	Kettering MS PA System Replacement	3 months	Approved by IAC Acting Executive Director 11/28/22
Prince George’s	16.213	ASP FY 2022	Martin Luther King MS PA System Replacement	3 months	Approved by IAC Acting Executive Director 11/28/22
Prince George’s	16.025	ASP FY 2022	Bradbury Heights ES PA System Replacement	3 months	Approved by IAC Acting Executive Director 11/28/22
Prince George’s	16.107	ASP FY 2022	Gladys Noon Spellman ES PA System Replacement	3 months	Approved by IAC Acting Executive Director 11/28/22
Prince George’s	16.197	ASP FY 2022	Andrew Jackson Academy PA System Replacement	3 months	Approved by IAC Acting Executive Director 11/28/22

Item 1H. Informational Facility Status Change

Motion:

This item is informational and does not require IAC action.

Background Information:

LEA	PSC Number	School	Change	Effective Date
Baltimore County	03.220	Northeast Elementary School at Ridge Road	Changing name to Rossville Elementary	10/08/2022



Item 2. St. Mary's County Public Schools – Request to Rescind Lettie Marshall Dent Elementary School Limited Renovation Project

Motion:

To approve the request to rescind the St. Mary's County Public Schools (SMCPS) FY 2023 Capital Improvement Program (CIP) Lettie Marshall Dent Elementary School Limited Renovation Project (PSC 18.017.23) and to transfer the State allocation totaling \$4,970,000 to the account reserved for SMCPS.

Background Information:

On October 3, 2022, IAC staff received a request from SMCPS to rescind the FY 2023 CIP Limited Renovation Project at Lettie Marshall Dent Elementary School. The Lettie Marshall Dent Elementary School has a State Rated Capacity of 512 and is 97.6% utilized (as of 2021). The project scope includes a full roof replacement, and will replace, renew, or repair the HVAC, plumbing, electrical (including emergency systems and generators), and security, and will update finishes, doors, and windows.

The project's Net State Funding as submitted in FY 2023 was \$4,970,000. According to the LEA, through the design process the project experienced significant cost increases in multiple areas including HVAC and roofing materials. IAC staff analysis suggests that additional costs result from an extended schedule which is required due to the lengthy lead time for a number of project materials and components. Additionally, the initial request for this extensive limited renovation was for only 36% of the cost per square foot approved by the IAC for a renovation. SMCPS has indicated that a bid could not be awarded with the funding available for this project in FY 2023. The LEA has submitted a request for the same project with an increased budget and funding request as their first priority in the FY 2024 CIP. The FY 2024 estimated Net State Funding is \$12,374,000, with a cost per square foot that is approximately 84% of the cost per square foot approved by the IAC for a renovation.

Design Development Documents with an updated estimate were received by the State on November 16, 2022. The estimated bid date for this project is February 2023. The LEA has requested that their available reserve funds as a result of this action be applied to their resubmitted FY 2024 project. If this action is approved, IAC staff will reflect the change and the recommended application of reserve funds in the 90% CIP recommendations which will be presented at the February IAC meeting.

IAC staff recommend approval of this request.

**St. Mary's County Public Schools
Division of Supporting Services**

Department of Capital Planning
27190 Point Lookout Road
Loveville, Maryland 20656



Phone: 301-475-4256 ext. 6; Fax: 301-475-4255

Ms. Kimberly Howe
Director

October 3, 2022

Mr. Alex Donahue
Acting Executive Director
Interagency Commission on School Construction
200 W. Baltimore Street
Baltimore, Maryland 21202

**Re: St. Mary's County Public Schools FY 2023 Capital Improvement Program (CIP)
Request to Rescind Lettie Marshall Dent Elementary School Limited Renovation**

Dear Mr. Donahue:

On September 14, 2022 the Board of Education of St. Mary's County voted to rescind the FY 2023 Lettie Marshall Dent Elementary School Limited Renovation project and request to have the \$4,970,000 in allocated state funding placed in the reserved appropriation account for St. Mary's County Public Schools. This request is being made based on substantial construction cost increases in multiple areas, including HVAC equipment and roofing materials. Based on the cost estimates completed during the SD and DD designs, it was determined that a bid could not be awarded with the funding available for this project.

The Lettie Marshall Dent Elementary School Limited Renovation project is being submitted as our top priority in our FY 2024 traditional CIP request. We are requesting to utilize the \$4,970,000 from our reserved appropriation account for this project, along with funding from our FY 2024 traditional CIP annual allocation. Our FY 2024 traditional CIP request submission will include an updated cost estimate for the project as part of the supporting documentation.

Thank you for your consideration of our request. Please do not hesitate to contact us if additional information or further explanation of this request is required.

Sincerely,

Kimberly Howe
Director of Capital Planning

KH:meh

cc: Mrs. Karen M. Bailey, Chairman, Board of Education of St. Mary's County
Dr. J. Scott Smith, Superintendent of Schools
Dr. Alex Jaffurs, Assistant Superintendent of Supporting Services
Ms. Paola Laino, Director of Design and Construction

St. Mary's County Public School System does not discriminate on the basis of race, color, gender, age, national origin, marital status, sexual orientation, religion, or disability in matters affecting employment or providing access to programs.

Item 3. Capital Improvement Program Overview Presentation

Motion:

This item is informational and does not require IAC action.

Background Information:

Please see the attached presentation dated December 8, 2022 - ***Capital Improvement Program Overview***.

Capital Improvement Program

Presentation to the Interagency Commission on School
Construction

December 8, 2022

Capital Improvement Program (CIP)

- State's largest school construction grant program - averaging at least \$280 million/year recently, as allocated in the State's capital budget.
- Began in 1972 with initial funding of \$150 million.
- For major new, renewal, or replacement projects.
- For additions and capital maintenance (systemic renovations).
- Applications due annual in October, with revisions due in late November/early December (revision due date varies).

CIP Process




Local Education Agencies (LEAs) identify & prioritize project needs.

School boards then approve projects based on local project priority.



The County will provide notification of support for the local share of some or all of the submitted projects.



Local prioritized CIP projects are then submitted to the IAC.

Priorities are reviewed for eligibility by the IAC CIP team and assigned a recommended approval/deferral/denial status.

Allocations are projected based upon total anticipated funding in order of each LEA's highest eligible priority.

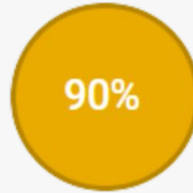
CIP Funding Phases

Staff recommendations for funding projections are submitted to the IAC.

IAC approves projects incrementally (as required by statute):



The 75% CIP allocations are released in December. 100% projections are provided.



The IAC recommends allocation of 90% of the CIP to the General Assembly.



The 100% CIP allocations are approved by the IAC after May 1st and released for expenditure on July 1st.

CIP Funding Status Codes

A – Approval for planning or construction funding: All IAC and LEA staff questions, problems, or comments have been resolved, and the project is approved by the IAC.

B - Deferred but eligible for local planning or construction funding: All IAC and LEA staff questions, problems, or comments have been resolved and the project is eligible for planning or funding, but it has been deferred due to fiscal constraints.

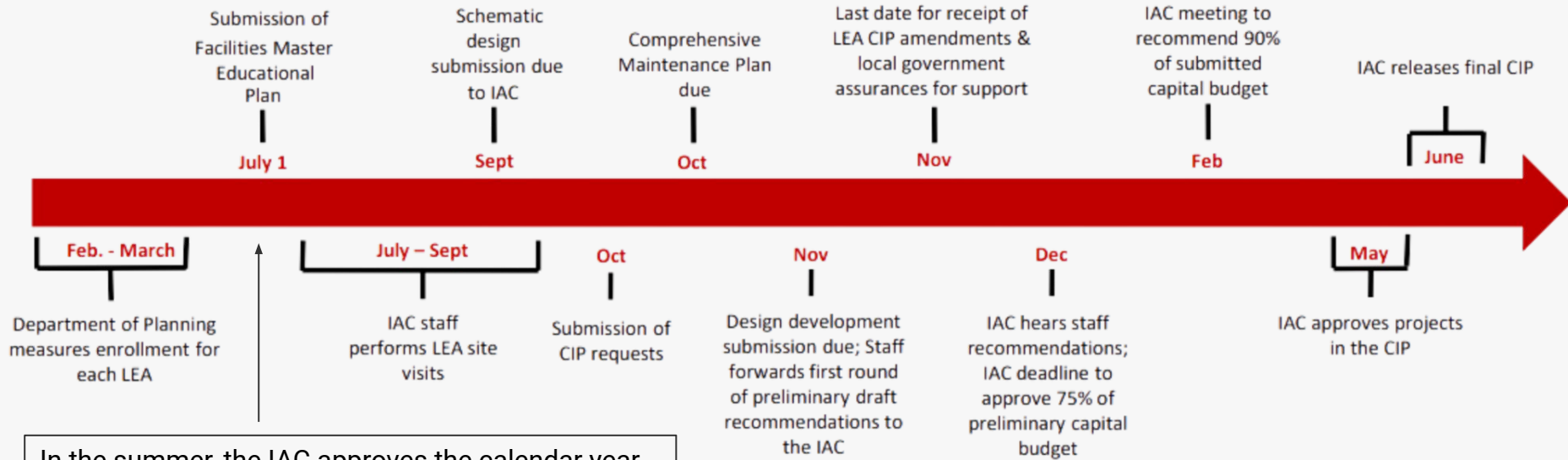
C - Deferred and not currently eligible for a planning or funding approval based on unresolved issues. Outstanding technical issues may include, but are not necessarily limited to: lack of a feasibility study; capacity/enrollment; scope; project schedule; the LEA's ability to carry out a large number of projects; lack of maintenance for the requested component or system; estimated cost; calculation of State or local funds; submission or clarification of Minority Business Enterprise documentation

D - Denied and not eligible for planning or funding approval. Due to the nature of the project, it is ineligible for State participation. Reasons for ineligibility include but are not limited to: the project scope does not fit within an approved category of State-eligible CIP projects; local fiscal support was not provided or was withdrawn after the date established by the IAC; the project does not meet minimum State requirements for cost or scope; the facility is too new or was too recently renovated; the project was funded through another program or the funds are not required; MBE procedures were not followed in the procurement of the project; the LEA proceeded to construction prior to State approval (systemic renovations); enrollment projections do not justify the project; the future of the facility is uncertain; or the facility has not been adequately maintained.

U - Approval contingent upon resolution of outstanding issues: not currently eligible for a planning or funding approval based on unresolved issues, which are expected to be resolved prior to the 100% approval. Funding may be recommended and approved for a project with U status, but funding is contingent upon resolution of outstanding issues.

R - Projects are expected to receive funding through another IAC funding source (such as Built to Learn)

Timeline



In the summer, the IAC approves the calendar year cost per square foot applicable to the following CIP year. Instructions for the application cycle and target allocations are also provided to the LEAs.

Planning (LP) Approvals

- Planning (LP) approvals commit the State to fund a project in some future years
- Approval of LP is a prerequisite for funding approval
- In the December round of approvals, IAC staff only recommend LP approval for projects that will also receive construction funding approval or in certain cases where the LEA has requested early approval and demonstrates that early approval is necessary for the project's schedule considerations
- In May, IAC staff will recommend additional LP approvals
- The delayed recommendation allows staff to holistically analyze anticipated future available funding against project commitments to maintain an appropriate balance of ongoing projects and anticipated future funding

- Minimum project cost is \$200,000
- Projects in **existing buildings** must be older than 15 years and to support education programs and/or extend useful life of the system.
- Projects in **replacement buildings** must be supported by a feasibility study.
- Projects in **new buildings** must be needed to support enrollments.
- Funding for **relocatables** can be used for transfer to another site or to provide temporary classrooms during construction.

Eligibility

- The Built to Learn Act made planning and design costs eligible for State participation
- IAC adopted regulations that allow:
 - **Planning:** feasibility studies, programs, Ed Specs, equipment specifications, and other planning work prior to design.
 - **Design:** A&E fees, construction management services, geotechnical services, and other services necessary for architectural specifications.

Eligible Planning and Design Costs

Enrollment Growth and Relocatable Classroom (EGRC) Funding

Education Article §5-313 creates the **Enrollment Growth or Relocatable Classroom program**.

- Provides additional funding to LEAs with
 - An average of more than 250 relocatable classrooms over previous 5 years; OR
 - FTE enrollment growth that exceeds 150% of the statewide average over previous 5 years
- First \$40 million is allocated proportional to the full-time enrollment of all eligible counties
- Additional funding proportional based upon percentage of enrollment growth above the statewide average
- Required funding
 - FY 2017 to 2026 - \$40 million per year
 - FY 2027 and after - \$80 million per year

EGRC funding is allocated through the Capital Improvement Program

Procurement

Projects must be under contract within 2 years of IAC approval.

IAC must approve of all contracts.

Additional Construction Procurement methods consistent with COMAR 14.39.03.

Additional Project Delivery methods consistent with COMAR 14.39.04.

Payment

Direct payment to contractor or reimbursement to LEA.

Application

Documents are submitted via SharePoint.

The IAC releases annually an Instructions for Submission document for each CIP Fiscal Year:

This details the application requirements for all CIP project requests and additional documentation for different project types (capital maintenance, roof replacement, etc.).

Includes submission format requirements, such as naming conventions, file types, and how to indicate priority.

Amendments to applications:

- LEAs can submit amendments in late November/early December for projects for which information has changed.
- Written verification that the BOE supports revised priorities is required.

Amendments to prior year CIP:

- May be requested at any time and should include justification and back-up documentation.

We'd love
to hear your questions





Item 4. FY 2024 Capital Improvement Program 75% Project Approvals

Motion:

To approve the Fiscal Year 2024 75% Capital Improvement Program (CIP) Allocations and Planning Approvals for each school system and the Maryland School for the Blind as shown in the presented Summary of 75% Recommendation Details by Project in Column L, titled "Recommended 75% New Authorization," and contingent upon appropriation in the FY 2024 State Capital Budget and to authorize the IAC staff to make adjustments to project allocations to avoid over and under funding of a project. Approval of projects with a "U" status is contingent upon resolution of outstanding issues.

Background Information:

Education Article §5-304(b)(2), Annotated Code of Maryland states:

On or before December 31 of each year, the Interagency Commission shall approve public school construction projects that comprise 75% of the preliminary school construction allocation, determined under § 8-113 of the State Finance and Procurement Article, for the following year.

The attached recommendations are based upon assumed available funding of \$280 million for the Public School Construction Program, which is consistent with prior year appropriations, and \$40 million for the Enrollment Growth and Relocatable Classrooms (EGRC) Supplemental Grant Program for the Capital Improvement Program as mandated in law.

FY 2024 Capital Improvement Program Requests

On October 4, 2022, the IAC received 240 requests for planning and funding as part of the Local Education Agencies' (LEAs) FY 2024 CIP project requests. LEA requested amendments and revisions were received on November 30. Including requested revisions received by Staff, the project requests total over \$841 million.

In preparation for CIP requests, IAC staff held meetings over the summer with a number of LEAs to discuss their project pipelines, upcoming projects, general issues related to procurement management and contracting, local board and government policies, and facility maintenance and conditions.

The IAC generally considers requests for planning approval and funding approval throughout the CIP process. For this 75% approval, local planning (LP) approval is only being recommended in December if the project is expected to receive the State share of eligible costs for a school construction project. Planning approval commits the State to fund a project in unspecified future years. Additional planning requests will be considered and recommended prior to the May 100% CIP approval.

Staff recommendations are based on total cost of ownership, LEA-wide facilities portfolios, backlog of previously approved projects, and capacity to carry out approved projects. Annually, the IAC provides the LEAs with an expected target allocation for planning purposes. At its January 13, 2022 meeting, the IAC voted to freeze CIP funding targets for LEAs in fiscal years 2024 and 2025 based upon each LEA's 10-year average from FY 2013 to FY 2022 and other factors (such as proportional full-time enrollment). The target range provided to the LEAs as a result of that action can be seen in columns B and C of the Summary of 75% Recommendations on page 56 of this agenda. Some variations from the targets are expected as the IAC staff make recommendations to keep large projects funded in time with project needs in smaller jurisdictions where the target amount is insufficient to meet the cash flow needs of a large project.

IAC recommendations total \$210 million, or 75%, of the preliminary school construction allocation of \$280 million. These recommendations are crafted to optimize the deployment of available State resources to leverage the greatest possible amount of work to be undertaken.

FY 2024 Capital Improvement Program Staff Recommendations				
Project Type	# of Planning Requests Recommended	# of Funding Requests Recommended	Total # of Requests Recommended	Preliminary Recommendations 75% of \$280 M 12/08/2022
Major Construction & Design Services	7	27	34	\$131,474,739
Maintenance Capital (Systemic Renovation)	0	82	82	\$78,525,261
Total	7	109	116	\$210,000,000

Next Steps:

Additional recommendations to reach 90% of the total construction allocation will be presented to the IAC for approval before March 1, 2023, as reflected in the projected columns of the presented model. If amounts in the introduced Capital Budget Bill deviate from these exceptions, adjustments will be made accordingly. Additional revisions may also be made before the March recommendation based upon new information received from the LEAs. Some may require revisions to the December approval, and any recommended amendments will be presented to the IAC at that time. In March and April, IAC staff will confirm eligibility, or lack thereof, for any "U" status projects. If outstanding eligibility issues have not been resolved, staff recommendations for the final CIP approval will include reallocation of those funds. Final recommendations for the FY 2024 CIP will be completed in mid-April for IAC review, with approval of final allocations to be made by May 2023.

Notes:

(1) Net State Funding is the maximum amount of State funding a project is eligible to receive and is finalized in the first year of construction funding. The Net State Funding indicated for projects that have not yet received construction funding (such as requests for LP or requests for the first year of funding) are estimated and subject to change.

(2) LP is approved by the IAC in December only for projects that are sufficiently developed and also recommended for construction funding. IAC staff evaluate all other LP requests and analyze them against future year funding expectations in order to make additional LP recommendations during the May IAC approval.

(3) Projects shown on the presented model with a status of "U" have outstanding eligibility issues that are expected to be resolved by early spring 2023. Funding may be shown within the "Total IAC Staff Projected Funding Recommendations" columns for projects with this status and is contingent upon resolution of the issues.

(4) Recommended allocations are based on the lesser of the LEAs request or the Net State Funding. In some instances, LEAs have requested less than the eligible amount.

Project Specific Notes:

- Baltimore City Priority 9 - Frederick Douglass High #450 - is shown with a D status (ineligible for State funding) only because it has been fully funded through the 21st Century School Buildings Program, making it ineligible for CIP funds.
- Kent County Priority 1 - Kent County High Roof - has requested less than the balance of funding remaining after the appropriation made in FY 2023. IAC staff are working with the LEA to determine project need and will update the recommendation prior to the March round of approvals to either increase the request up to the approved budget amount or to decrease the budget and revert additional unneeded funds to the LEA's reserve account.
- Wicomico High Priority 2 - Wicomico High Roof is a multi-phased project that was approved for partial funding through the IAC's Healthy School Facility Fund (HSFF) and the Pass-Through Grant Programs. While partial funding for this project has kept the project moving forward, the project budget has increased and requires additional State aid. The LEA subsequently requested FY 2024 CIP funding to cover the remaining expenses; however, currently the recommended allocation for Priority #1 Mardela Middle High Renovation/Addition project exceeds the availability of funds within the LEA's target allocation for several years. At this time, IAC staff recommend establishing the net State funding for the project at the value of the HSFF allocation, the LEA's reserve funding, and Pass-Through Grant allocation. Additional information may be provided during the bid-opening stage that would result in changes to the staff recommendation for net State funding. In the meantime, IAC staff will continue to explore other funding options.
- St. Mary's County Priority 1 - Lettie Marshall Dent ES - recommendation assumes approval of the cancellation of the FY 2023 CIP Project for Lettie Marshall Dent Elementary as recommended in item 2 of this agenda. IAC staff further expect that available reserve funds as a result of the cancellation will be applied to the project in the 90% approval.

LEA	Total FY 2024 Requests	IAC Staff Projected Recommended Allocations from all Sources	Projected % of LEA Request Funded	LEA Request as % of Total Funds Projected Available for Distribution	IAC Staff Recommended Allocation as a % of the total Amount Allocated
Allegany	\$5,017,000	\$4,002,703	79.78%	1.39%	1.10%
Anne Arundel	\$32,505,000	\$31,613,000	97.26%	8.99%	6.87%
Baltimore City	\$264,325,000	\$25,472,000	9.64%	73.08%	7.04%
Baltimore	\$109,858,000	\$48,756,650	44.38%	30.37%	9.35%
Calvert	\$3,252,000	\$2,745,000	84.41%	0.90%	0.72%
Caroline	\$2,083,871	\$2,083,871	100.00%	0.58%	0.58%
Carroll	\$12,498,048	\$7,676,751	61.42%	3.46%	2.12%
Cecil	\$22,500,000	\$20,000,000	88.89%	6.22%	5.03%
Charles	\$48,763,000	\$11,005,487	22.57%	13.48%	2.49%
Dorchester	\$9,669,950	\$4,000,000	41.37%	2.67%	1.03%
Frederick	\$39,201,502	\$33,593,384	85.69%	10.84%	4.95%
Garrett	\$7,201,980	\$2,527,547	35.10%	1.99%	0.70%
Harford	\$20,054,900	\$11,640,000	58.04%	5.54%	3.12%
Howard	\$16,773,447	\$13,885,536	82.78%	4.64%	3.61%
Kent	\$1,434,000	\$1,434,000	100.00%	0.40%	0.40%
Maryland School for the Blind	\$13,405,000	\$5,053,378	37.70%	3.71%	1.40%
Montgomery	\$92,821,000	\$57,457,530	61.90%	25.66%	9.86%
Prince George's	\$72,218,000	\$50,398,167	69.79%	19.97%	9.36%
Queen Anne's	\$6,831,500	\$4,496,465	65.82%	1.89%	0.64%
Somerset	\$ -	\$ -	0.00%	0.00%	0.00%
St. Mary's	\$15,897,368	\$5,040,500	31.71%	4.40%	1.22%
Talbot	\$1,996,000	\$1,874,000	93.89%	0.55%	0.52%
Washington	\$8,791,000	\$6,468,000	73.58%	2.43%	1.79%
Wicomico	\$32,648,767	\$8,929,724	27.35%	9.03%	1.98%
Worcester	\$1,553,500	\$1,553,500	100.00%	0.43%	0.32%
LEA Totals	841,299,833	\$361,707,193	42.99%	232.59%	76.18%



Summary of 75% Recommendations

LEA	Target Allocation Range		Total FY 2024 Requests	Number of Planning Requests Recommended Approval	Number of Funding Requests Recommended for Approval	Recommended 75% New Authorization 12/8/22	Projected Recommendation 90% New Authorization 3/1/23	Projected Recommendation 100% New Authorization 5/1/23	Projected Recommendations Total New Authorization	Recommendations Statewide Prior Year and Prior Year Reserved for Specific LEAs	IAC Staff Recommendations Prior Year EGRC	IAC Staff Recommendations FY 2024 EGRC 5/1/23	IAC Staff Projected Recommendations Allocations from all Sources
A	B		C	D	E	F	G	H	I	J	K	L	M
Allegany	\$ 3,001,931	\$ 4,202,703	\$ 5,017,000	0	2	\$ 3,122,663	\$ 513,000	\$ 342,000	\$ 3,977,663	\$ 25,040	\$ -	\$ -	\$ 4,002,703
Anne Arundel	\$ 19,017,086	\$ 26,623,921	\$ 32,505,000	1	18	\$ 20,470,407	\$ 3,234,204	\$ 1,138,000	\$ 24,842,611	\$ 16,715	\$ 3,381,160	\$ 3,372,514	\$ 31,613,000
Baltimore City	\$ 18,434,187	\$ 25,807,862	\$ 264,325,000	0	8	\$ 22,409,500	\$ 2,062,500	\$ 1,000,000	\$ 25,472,000	\$ -	\$ -	\$ -	\$ 25,472,000
Baltimore	\$ 23,170,243	\$ 32,438,340	\$ 109,858,000	0	12	\$ 24,837,200	\$ 5,730,636	\$ 3,251,814	\$ 33,819,650	\$ -	\$ 7,937,000	\$ 7,000,000	\$ 48,756,650
Calvert	\$ 2,725,054	\$ 3,815,075	\$ 3,252,000	0	2	\$ 2,050,250	\$ 332,250	\$ 221,500	\$ 2,604,000	\$ 141,000	\$ -	\$ -	\$ 2,745,000
Caroline	\$ 2,054,720	\$ 2,876,608	\$ 2,083,871	0	1	\$ 1,562,904	\$ 312,581	\$ 208,386	\$ 2,083,871	\$ -	\$ -	\$ -	\$ 2,083,871
Carroll	\$ 4,961,929	\$ 6,946,701	\$ 12,498,048	0	1	\$ 5,685,076	\$ 1,195,006	\$ 796,669	\$ 7,676,751	\$ -	\$ -	\$ -	\$ 7,676,751
Cecil	\$ 3,329,812	\$ 4,661,736	\$ 22,500,000	0	1	\$ 11,270,104	\$ 4,863,365	\$ 2,055,974	\$ 18,189,443	\$ 1,810,557	\$ -	\$ -	\$ 20,000,000
Charles	\$ 6,535,757	\$ 9,150,060	\$ 48,763,000	0	1	\$ 6,580,612	\$ 1,438,125	\$ 986,750	\$ 9,005,487	\$ -	\$ -	\$ 2,000,000	\$ 11,005,487
Dorchester	\$ 2,477,322	\$ 3,468,250	\$ 9,669,950	0	1	\$ 2,924,892	\$ 490,237	\$ 326,825	\$ 3,741,954	\$ 258,046	\$ -	\$ -	\$ 4,000,000
Frederick	\$ 10,783,635	\$ 15,097,089	\$ 39,201,502	3	6	\$ 14,448,528	\$ 2,240,280	\$ 1,198,154	\$ 17,886,962	\$ -	\$ 12,706,422	\$ 3,000,000	\$ 33,593,384
Garrett	\$ 1,435,389	\$ 2,009,545	\$ 7,201,980	1	1	\$ 1,148,413	\$ 744,797	\$ 634,337	\$ 2,527,547	\$ -	\$ -	\$ -	\$ 2,527,547
Harford	\$ 8,160,589	\$ 11,424,824	\$ 20,054,900	0	3	\$ 8,730,000	\$ 1,388,734	\$ 1,164,000	\$ 11,282,734	\$ 357,266	\$ -	\$ -	\$ 11,640,000
Howard	\$ 12,896,645	\$ 18,055,303	\$ 16,773,447	0	24	\$ 11,248,449	\$ 1,026,899	\$ 798,526	\$ 13,073,874	\$ -	\$ 811,662	\$ -	\$ 13,885,536
Kent	\$ 1,362,527	\$ 1,907,538	\$ 1,434,000	0	1	\$ 1,075,500	\$ 215,100	\$ 143,400	\$ 1,434,000	\$ -	\$ -	\$ -	\$ 1,434,000
Maryland School for the Blind	\$ 3,752,414	\$ 5,253,379	\$ 13,405,000	0	1	\$ 3,790,034	\$ 758,007	\$ 505,337	\$ 5,053,378	\$ -	\$ -	\$ -	\$ 5,053,378
Montgomery	\$ 29,509,272	\$ 41,312,980	\$ 92,821,000	1	10	\$ 26,236,786	\$ 6,514,538	\$ 2,918,607	\$ 35,669,931	\$ 6,786,599	\$ 5,431,000	\$ 9,570,000	\$ 57,457,530
Prince George's	\$ 24,336,041	\$ 34,070,458	\$ 72,218,000	0	2	\$ 24,743,328	\$ 5,800,644	\$ 3,303,942	\$ 33,847,914	\$ 8,379,438	\$ 170,815	\$ 8,000,000	\$ 50,398,167
Queen Anne's	\$ 1,785,129	\$ 2,499,180	\$ 6,831,500	0	1	\$ 1,087,930	\$ 726,750	\$ 484,500	\$ 2,299,180	\$ 2,197,285	\$ -	\$ -	\$ 4,496,465
Somerset	\$ 2,805,202	\$ 3,927,283	\$ -	0	0	\$ -	\$ -	\$ -	\$ -	\$ -	\$ -	\$ -	\$ -
St. Mary's	\$ 3,774,272	\$ 5,283,981	\$ 15,897,368	1	2	\$ 1,877,842	\$ 1,582,497	\$ 961,979	\$ 4,422,318	\$ 618,182	\$ -	\$ -	\$ 5,040,500
Talbot	\$ 1,690,408	\$ 2,366,571	\$ 1,996,000	0	2	\$ 1,596,700	\$ 133,650	\$ 143,650	\$ 1,874,000	\$ -	\$ -	\$ -	\$ 1,874,000
Washington	\$ 5,071,223	\$ 7,099,712	\$ 8,791,000	0	5	\$ 4,851,000	\$ 646,800	\$ 970,200	\$ 6,468,000	\$ -	\$ -	\$ -	\$ 6,468,000
Wicomico	\$ 5,151,372	\$ 7,211,920	\$ 32,648,767	0	2	\$ 7,147,782	\$ -	\$ -	\$ 7,147,782	\$ 781,942	\$ -	\$ 1,000,000	\$ 8,929,724
Worcester	\$ 1,777,843	\$ 2,488,980	\$ 1,553,500	0	2	\$ 1,104,100	\$ 49,400	\$ -	\$ 1,153,500	\$ -	\$ -	\$ 400,000	\$ 1,553,500
LEA Totals	\$ 200,000,000	\$ 280,000,000	841,299,833	7	109	\$ 210,000,000	\$ 42,000,000	\$ 23,554,550	275,554,550	21,372,070	30,438,059	\$34,342,514	\$ 361,707,193
Statewide Contingency	\$ -	\$ -	\$ -	-	-	\$ -	\$ -	\$ 3,493,850	\$ 3,493,850	\$ -	\$ -	\$ -	\$ 3,493,850
Reserved for DGS Consultant Services	\$ -	\$ -	\$ -	-	-	\$ -	\$ -	\$ 500,000	\$ 500,000	\$ -	\$ -	\$ -	\$ 500,000
Reserved for Emergency Repair Fund	\$ -	\$ -	\$ -	-	-	\$ -	\$ -	\$ 451,600	\$ 451,600	\$ -	\$ -	\$ -	\$ 451,600
Totals	\$ 200,000,000	\$ 280,000,000	\$ 841,299,833	7	109	\$ 210,000,000	\$ 42,000,000	\$ 28,000,000	\$ 280,000,000	\$ 21,372,070	\$ 30,438,059	\$ 34,342,514	\$ 366,152,643

Note: The overall funding amounts for each of the funding sources reflect the anticipated capital budget appropriation for new authorization, available prior year appropriations, and the Enrollment Growth & Relocatable Classrooms Initiative. \$500,000 of the \$5M targeted to be held in the Statewide Reserve has been reserved for DGS consultant services and \$451,600 has been reserved to replenish the Emergency Repair Fund.



FY 2024 Capital Improvement Program Summary of 75% Recommendation Details by Project

Approval Status:
 A: Staff recommendation for approval of planning or funding pending approval by the IAC
 B: Deferred due to fiscal constraints, but eligible for local planning or construction funding
 C: Deferred and not currently eligible for planning or funding approval based on unresolved issues
 D: Denied and not eligible for planning or funding approval
 R: Project is anticipated to be funded through other funding source.
 U: Staff recommendation of approval pending resolution of outstanding issues; funds may be allocated but will not be released until pending issues are resolved

LEA	Priority	Project Name	Funding Status (inc. recommended approvals)	Request Type	Anticipated Bid Date	Total Estimated Project Cost	FY 2024 Request	Net State Funding	Prior Year Funding	Staff Recommendation for LP And/Or Design Approvals	Recommended 75% New Authorization 12/8/22	Projected Recommendation 90% New Authorization 3/1/23	Projected Recommendation 100% New Authorization 5/1/23	Projected Recommendation Total New Authorization	Projected Recommendation Prior Year Appropriations (State & LEA) 5/1/23	Projected Recommendation Prior Year EGRC 5/1/23	IAC Staff Recommendation EGRC 5/1/23	Total 100% IAC Staff Recommendation Allocation from All Sources
A	B	C	D	E	F	G	H	I	J	K	L	M	N	O	P	Q	R	S
Allegany	1	Washington Middle SR - Chilled Water Piping / Ceiling & Lights PSC #01.034	A	F	08/01/23	\$ 4,180,000	\$ 3,420,000	\$ 3,420,000	\$ -		\$ 2,539,960	\$ 513,000	\$ 342,000	\$ 3,394,960	\$ 25,040	\$ -	\$ -	\$ 3,420,000
Allegany	2	Flintstone Elementary SR - Underground Storage Tanks PSC #01.020	A	F	10/01/23	\$ 935,000	\$ 765,000	\$ 765,000	\$ -		\$ 582,703	\$ -	\$ -	\$ 582,703	\$ -	\$ -	\$ -	\$ 582,703
Allegany	3	Beall Elementary SR - Exterior Windows / Doors PSC #01.002	B	F	10/31/22	\$ 467,500	\$ 382,000	\$ -	\$ -		\$ -	\$ -	\$ -	\$ -	\$ -	\$ -	\$ -	\$ -
Allegany	4	Beall Elementary SR - Chiller PSC #01.002	B	F	10/01/23	\$ 550,000	\$ 450,000	\$ -	\$ -		\$ -	\$ -	\$ -	\$ -	\$ -	\$ -	\$ -	\$ -
Allegany Total						\$ 6,132,500	\$ 5,017,000	\$ 4,185,000	\$ -		\$ 3,122,663	\$ 513,000	\$ 342,000	\$ 3,977,663	\$ 25,040	\$ -	\$ -	\$ 4,002,703
Anne Arundel	1	Old Mill Middle South C - Replacement PSC #02.133	R	F	02/02/22	\$ -	\$ -	\$ -	\$ -		\$ -	\$ -	\$ -	\$ -	\$ -	\$ -	\$ -	\$ -
Anne Arundel	2	Center of Applied Technology North LP - Replacement PSC #02.006	A	LP	12/01/23	\$ -	\$ -	\$ -	\$ -	LP	\$ -	\$ -	\$ -	\$ -	\$ -	\$ -	\$ -	\$ -
Anne Arundel	3	Center of Applied Technology North C - Replacement PSC #02.006	U	F	12/01/23	\$ 120,833,000	\$ 8,000,000	\$ 35,186,000	\$ -		\$ 5,858,546	\$ 2,124,739	\$ -	\$ 7,983,285	\$ 16,715	\$ -	\$ -	\$ 8,000,000
Anne Arundel	4	Glen Burnie High SR - Roof - Phase 2/ Windows / Structural PSC #02.020	A	F	02/01/23	\$ 7,100,000	\$ 3,380,000	\$ 3,380,000	\$ -		\$ 2,535,000	\$ 507,000	\$ 338,000	\$ 3,380,000	\$ -	\$ -	\$ -	\$ 3,380,000
Anne Arundel	5	Park Elementary LP - Addition PSC #02.076	C	LP	05/01/23	\$ 6,062,000	\$ -	\$ -	\$ -		\$ -	\$ -	\$ -	\$ -	\$ -	\$ -	\$ -	\$ -
Anne Arundel	6	Lindale Middle SR - HVAC/RTUs PSC #02.127	A	F	05/01/23	\$ 33,450,000	\$ 4,740,000	\$ 15,936,000	\$ -		\$ 4,740,000	\$ -	\$ -	\$ 4,740,000	\$ -	\$ -	\$ -	\$ 4,740,000
Anne Arundel	7	Glen Burnie High SR - Boilers PSC #02.020	U	F	09/01/22	\$ 5,414,000	\$ 2,617,000	\$ 2,617,000	\$ -		\$ -	\$ -	\$ -	\$ -	\$ -	\$ 1,925,000	\$ 692,000	\$ 2,617,000

Notes: 1) The Net State Funding is set at the 1st year of funding approval. \$ Amounts may be estimates. 2) LP is approved in December only if construction funding is recommended.



FY 2024 Capital Improvement Program Summary of 75% Recommendation Details by Project

LEA	Priority	Project Name	Funding Status (inc. recommended approvals)	Request Type	Anticipated Bid Date	Total Estimated Project Cost	FY 2024 Request	Net State Funding	Prior Year Funding	Staff Recommendation for LP And/Or Design Approvals	Recommended 75% New Authorization 12/8/22	Projected Recommendation 90% New Authorization 3/1/23	Projected Recommendation 100% New Authorization 5/1/23	Projected Recommendation Total New Authorization	Projected Recommendation Prior Year Appropriations (State & LEA) 5/1/23	Projected Recommendation Prior Year EGRC 5/1/23	IAC Staff Recommendation EGRC 5/1/23	Total 100% IAC Staff Recommendation Allocation from All Sources
A	B	C	D	E	F	G	H	I	J	K	L	M	N	O	P	Q	R	S
Anne Arundel	8	Arundel Middle SR - Ceiling/Lighting PSC #02.057	U	F	10/01/22	\$ 3,000,000	\$ 1,431,000	\$ 1,046,000	\$ -		\$ -	\$ -	\$ -	\$ -	\$ -	\$ 1,024,000	\$ 22,000	\$ 1,046,000
Anne Arundel	9	Van Bokkelen Elementary SR - Windows/Doors PSC #02.004	U	F	10/01/22	\$ 847,000	\$ 405,000	\$ 296,000	\$ -		\$ -	\$ -	\$ -	\$ -	\$ -	\$ 296,000	\$ -	\$ 296,000
Anne Arundel	10	Jacobsville Elementary SR - Roof PSC #02.091	U	F	01/01/23	\$ 2,500,000	\$ 1,243,000	\$ 1,212,000	\$ -		\$ -	\$ -	\$ -	\$ -	\$ -	\$ 136,160	\$ 1,075,840	\$ 1,212,000
Anne Arundel	11	Four Seasons Elementary SR - Roof PSC #02.010	A	F	01/01/23	\$ 2,700,000	\$ 1,312,000	\$ 1,312,000	\$ -		\$ 82,285	\$ 216,715	\$ 800,000	\$ 1,099,000	\$ -	\$ -	\$ 213,000	\$ 1,312,000
Anne Arundel	12	Annapolis Middle SR - Roof PSC #02.061	A	F	03/01/23	\$ 7,560,000	\$ 3,635,000	\$ 3,268,000	\$ -		\$ 1,929,326	\$ -	\$ -	\$ 1,929,326	\$ -	\$ -	\$ 1,338,674	\$ 3,268,000
Anne Arundel	13	North Glen Elementary SR - Roof PSC #02.118	A	F	01/01/23	\$ 1,800,000	\$ 857,000	\$ 857,000	\$ -		\$ 857,000	\$ -	\$ -	\$ 857,000	\$ -	\$ -	\$ -	\$ 857,000
Anne Arundel	14	Northeast Middle SR - HVAC PSC #02.044	A	F	03/01/23	\$ 1,500,000	\$ 720,000	\$ 720,000	\$ -		\$ 720,000	\$ -	\$ -	\$ 720,000	\$ -	\$ -	\$ -	\$ 720,000
Anne Arundel	15	Chesapeake High SR - Wastewater Treatment Plant PSC #02.012	A	F	05/01/23	\$ 3,500,000	\$ 1,667,000	\$ 1,667,000	\$ -		\$ 1,250,250	\$ 385,750	\$ -	\$ 1,636,000	\$ -	\$ -	\$ 31,000	\$ 1,667,000
Anne Arundel	16	Glen Burnie High SR - Fire Safety PSC #02.020	A	F	01/01/23	\$ 700,000	\$ 338,000	\$ 338,000	\$ -		\$ 338,000	\$ -	\$ -	\$ 338,000	\$ -	\$ -	\$ -	\$ 338,000
Anne Arundel	17	Oak Hill Elementary SR - Electrical PSC #02.107	A	F	02/01/23	\$ 600,000	\$ 287,000	\$ 287,000	\$ -		\$ 287,000	\$ -	\$ -	\$ 287,000	\$ -	\$ -	\$ -	\$ 287,000
Anne Arundel	18	Central Elementary SR - Electrical PSC #02.117	A	F	02/01/23	\$ 600,000	\$ 287,000	\$ 287,000	\$ -		\$ 287,000	\$ -	\$ -	\$ 287,000	\$ -	\$ -	\$ -	\$ 287,000
Anne Arundel	19	Crofton Middle SR - Public Address Intercom PSC #02.038	A	F	02/01/23	\$ 540,000	\$ 257,000	\$ 257,000	\$ -		\$ 257,000	\$ -	\$ -	\$ 257,000	\$ -	\$ -	\$ -	\$ 257,000
Anne Arundel	20	Jones Elementary SR - Public Address Intercom PSC #02.094	A	F	01/01/23	\$ 800,000	\$ 381,000	\$ 381,000	\$ -		\$ 381,000	\$ -	\$ -	\$ 381,000	\$ -	\$ -	\$ -	\$ 381,000
Anne Arundel	21	Park Elementary SR - Public Address Intercom PSC #02.076	A	F	02/01/23	\$ 400,000	\$ 195,000	\$ 195,000	\$ -		\$ 195,000	\$ -	\$ -	\$ 195,000	\$ -	\$ -	\$ -	\$ 195,000

Notes: 1) The Net State Funding is set at the 1st year of funding approval. \$ Amounts may be estimates. 2) LP is approved in December only if construction funding is recommended.



FY 2024 Capital Improvement Program Summary of 75% Recommendation Details by Project

LEA	Priority	Project Name	Funding Status (inc. recommended approvals)	Request Type	Anticipated Bid Date	Total Estimated Project Cost	FY 2024 Request	Net State Funding	Prior Year Funding	Staff Recommendation for LP And/Or Design Approvals	Recommended 75% New Authorization 12/8/22	Projected Recommendation 90% New Authorization 3/1/23	Projected Recommendation 100% New Authorization 5/1/23	Projected Recommendation Total New Authorization	Projected Recommendation Prior Year Appropriations (State & LEA) 5/1/23	Projected Recommendation Prior Year EGRC 5/1/23	IAC Staff Recommendation EGRC 5/1/23	Total 100% IAC Staff Recommendation Allocation from All Sources
A	B	C	D	E	F	G	H	I	J	K	L	M	N	O	P	Q	R	S
Anne Arundel	22	Cape St. Claire Elementary SR - Public Address Intercom PSC #02.116	A	F	01/01/23	\$ 400,000	\$ 195,000	\$ 195,000	\$ -		\$ 195,000	\$ -	\$ -	\$ 195,000	\$ -	\$ -	\$ -	\$ 195,000
Anne Arundel	23	Northeast Middle SR - Doors PSC #02.044	A	F	02/01/23	\$ 300,000	\$ 142,000	\$ 142,000	\$ -		\$ 142,000	\$ -	\$ -	\$ 142,000	\$ -	\$ -	\$ -	\$ 142,000
Anne Arundel	24	Riviera Beach Elementary SR - Doors PSC #02.097	A	F	01/01/23	\$ 125,000	\$ 59,000	\$ 590,000	\$ -		\$ 59,000	\$ -	\$ -	\$ 59,000	\$ -	\$ -	\$ -	\$ 59,000
Anne Arundel	25	Hilltop Elementary SR - Ceiling/Lights PSC #02.088	A	F	01/01/23	\$ 750,000	\$ 357,000	\$ 357,000	\$ -		\$ 357,000	\$ -	\$ -	\$ 357,000	\$ -	\$ -	\$ -	\$ 357,000
Anne Arundel Total						\$ 201,481,000	\$ 32,505,000	\$ 70,526,000	\$ -	\$ -	\$ 20,470,407	\$ 3,234,204	\$ 1,138,000	\$ 24,842,611	\$ 16,715	\$ 3,381,160	\$ 3,372,514	\$ 31,613,000
Baltimore City	1	Armistead Gardens PreK-8 #243 C - Addition/Renovation PSC #30.186	A	F	02/01/22	\$ 42,588,000	\$ 5,000,000	\$ 37,161,000	\$ 15,000,000		\$ 3,750,000	\$ 750,000	\$ 500,000	\$ 5,000,000	\$ -	\$ -	\$ -	\$ 5,000,000
Baltimore City	2	Maree G Farring PreK-8 #203 C - Renovation/Addition PSC #30.159	A	F	02/01/22	\$ 13,000,000	\$ 2,250,000	\$ 8,250,000	\$ 2,500,000		\$ 1,687,500	\$ 562,500	\$ -	\$ 2,250,000	\$ -	\$ -	\$ -	\$ 2,250,000
Baltimore City	3	Furley Elementary #206 C - Replacement PSC #30.256	U	F	12/08/22	\$ 35,308,000	\$ 5,000,000	\$ 27,446,000	\$ 12,000,000		\$ 3,750,000	\$ 750,000	\$ 500,000	\$ 5,000,000	\$ -	\$ -	\$ -	\$ 5,000,000
Baltimore City	4	Northeast Middle #409 C - Renovation PSC #30.137	C	F	06/01/23	\$ 17,816,000	\$ 5,000,000	\$ -	\$ 2,504,000		\$ -	\$ -	\$ -	\$ -	\$ -	\$ -	\$ -	\$ -
Baltimore City	5	Western High #407 C - Renovation PSC #30.227	R	F	01/00/00	\$ -	\$ -	\$ -	\$ -		\$ -	\$ -	\$ -	\$ -	\$ -	\$ -	\$ -	\$ -
Baltimore City	6	Baltimore Polytechnic Institute #403 C - Renovation PSC #30.185	R	F	12/01/23	\$ -	\$ -	\$ -	\$ -		\$ -	\$ -	\$ -	\$ -	\$ -	\$ -	\$ -	\$ -
Baltimore City	7	Baltimore City College #408 C - Renovation PSC #30.110	R	F	12/01/23	\$ -	\$ -	\$ -	\$ -		\$ -	\$ -	\$ -	\$ -	\$ -	\$ -	\$ -	\$ -
Baltimore City	8	Frederick Douglass High #450 LP - Renovation PSC #30.111	D	LP	12/01/23	\$ -	\$ -	\$ -	\$ -		\$ -	\$ -	\$ -	\$ -	\$ -	\$ -	\$ -	\$ -

Notes: 1) The Net State Funding is set at the 1st year of funding approval. \$ Amounts may be estimates. 2) LP is approved in December only if construction funding is recommended.



FY 2024 Capital Improvement Program Summary of 75% Recommendation Details by Project

LEA	Priority	Project Name	Funding Status (inc. recommended approvals)	Request Type	Anticipated Bid Date	Total Estimated Project Cost	FY 2024 Request	Net State Funding	Prior Year Funding	Staff Recommendation for LP And/Or Design Approvals	Recommended 75% New Authorization 12/8/22	Projected Recommendation 90% New Authorization 3/1/23	Projected Recommendation 100% New Authorization 5/1/23	Projected Recommendation Total New Authorization	Projected Recommendation Prior Year Appropriations (State & LEA) 5/1/23	Projected Recommendation Prior Year EGRC 5/1/23	IAC Staff Recommendation EGRC 5/1/23	Total 100% IAC Staff Recommendation Allocation from All Sources
A	B	C	D	E	F	G	H	I	J	K	L	M	N	O	P	Q	R	S
Baltimore City	9	Frederick Douglas High #450 C - Renovation/Addition PSC #30.111	D	F	12/01/23	\$ -	\$ -	\$ -	\$ -		\$ -	\$ -	\$ -	\$ -	\$ -	\$ -	\$ -	\$ -
Baltimore City	10	Edmondson High School Building #400A LP - Renovation PSC #30.246	C	LP	01/01/24		\$ -	\$ -	\$ -		\$ -	\$ -	\$ -	\$ -	\$ -	\$ -	\$ -	\$ -
Baltimore City	11	Edmondson High School Building #400A C - Design PSC #30.246	A	F	01/01/24	\$ 165,000,000	\$ 15,000,000	\$ 62,410,000	\$ -	Design	\$ 5,438,000	\$ -	\$ -	\$ 5,438,000	\$ -	\$ -	\$ -	\$ 5,438,000
Baltimore City	12	Benjamin Franklin Building #239 LP - Renovation PSC #30.099	C	LP	01/01/24	\$ -	\$ -	\$ -	\$ -		\$ -	\$ -	\$ -	\$ -	\$ -	\$ -	\$ -	\$ -
Baltimore City	13	Benjamin Franklin Building #239 C - Addition/Renovation PSC #30.099	A	F	01/01/24	\$ 165,000,000	\$ 159,000,000	\$ 54,593,000	\$ -	Design	\$ 5,480,000	\$ -	\$ -	\$ 5,480,000	\$ -	\$ -	\$ -	\$ 5,480,000
Baltimore City	14	City Springs PreK-8 # 008 C - Replacement PSC #30.202	R	F	12/01/23	\$ -	\$ -	\$ -	\$ -		\$ -	\$ -	\$ -	\$ -	\$ -	\$ -	\$ -	\$ -
Baltimore City	15	The Mt. Washington #221 LP - Modular Building Addition PSC #30.268	C	LP	02/01/23	\$ -	\$ -	\$ -	\$ -		\$ -	\$ -	\$ -	\$ -	\$ -	\$ -	\$ -	\$ -
Baltimore City	16	The Mt. Washington School #221 C - Modular Building Addition PSC #30.268	C	F	02/01/23	\$ 5,600,000	\$ 5,376,000	\$ -	\$ -		\$ -	\$ -	\$ -	\$ -	\$ -	\$ -	\$ -	\$ -
Baltimore City	17	Hampden PreK-8 #055 SR - Elevator PSC #30.030	A	F	06/01/23	\$ 450,000	\$ 432,000	\$ -	\$ -		\$ 432,000	\$ -	\$ -	\$ 432,000	\$ -	\$ -	\$ -	\$ 432,000
Baltimore City	18	Francis M. Wood Building #178 SR - Elevator PSC #30.115	A	F	08/01/23	\$ 450,000	\$ 432,000	\$ -	\$ -		\$ 432,000	\$ -	\$ -	\$ 432,000	\$ -	\$ -	\$ -	\$ 432,000
Baltimore City	19	Paul Laurence Dunbar High #114 SR - HVAC PSC #30.128	A	F	02/01/24	\$ 1,500,000	\$ 1,440,000	\$ -	\$ -		\$ 1,440,000	\$ -	\$ -	\$ 1,440,000	\$ -	\$ -	\$ -	\$ 1,440,000
Baltimore City	20	Morrell Park Elementary/Middle SR - Elevator PSC #30.149	B	F	02/01/24	\$ 450,000	\$ 432,000	\$ -	\$ -		\$ -	\$ -	\$ -	\$ -	\$ -	\$ -	\$ -	\$ -

Notes: 1) The Net State Funding is set at the 1st year of funding approval. \$ Amounts may be estimates. 2) LP is approved in December only if construction funding is recommended.



FY 2024 Capital Improvement Program Summary of 75% Recommendation Details by Project

LEA	Priority	Project Name	Funding Status (inc. recommended approvals)	Request Type	Anticipated Bid Date	Total Estimated Project Cost	FY 2024 Request	Net State Funding	Prior Year Funding	Staff Recommendation for LP And/Or Design Approvals	Recommended 75% New Authorization 12/8/22	Projected Recommendation 90% New Authorization 3/1/23	Projected Recommendation 100% New Authorization 5/1/23	Projected Recommendation Total New Authorization	Projected Recommendation Prior Year Appropriations (State & LEA) 5/1/23	Projected Recommendation Prior Year EGRC 5/1/23	IAC Staff Recommendation EGRC 5/1/23	Total 100% IAC Staff Recommendation Allocation from All Sources
A	B	C	D	E	F	G	H	I	J	K	L	M	N	O	P	Q	R	S
Baltimore City	21	Mergenthaler Vocational-Technical High CTE #410 SR - Elevators PSC #30.226	B	F	02/01/24	\$ 900,000	\$ 864,000	\$ -	\$ -		\$ -	\$ -	\$ -	\$ -	\$ -	\$ -	\$ -	\$ -
Baltimore City	22	Mary A. Winterling Elementary (Formerly Bentlou Elementary) SR - Fire Safety PSC #30.225	B	F	02/01/24	\$ 435,000	\$ 4,180,000	\$ -	\$ -		\$ -	\$ -	\$ -	\$ -	\$ -	\$ -	\$ -	\$ -
Baltimore City	23	Mary A. Winterling Elementary (Formerly Bentlou Elementary) SR - Roof PSC #30.225	C	F	02/01/24	\$ 2,615,000	\$ 2,510,000	\$ -	\$ -		\$ -	\$ -	\$ -	\$ -	\$ -	\$ -	\$ -	\$ -
Baltimore City	24	Edmondson High Building # 400A SR - Pool PSC #30.246	C	F	02/01/24	\$ 4,950,000	\$ 4,752,000	\$ -	\$ -		\$ -	\$ -	\$ -	\$ -	\$ -	\$ -	\$ -	\$ -
Baltimore City	25	Thomas G. Hayes Building #102 SR - Elevator PSC #30.275	B	F	02/01/24	\$ 450,000	\$ 432,000	\$ -	\$ -		\$ -	\$ -	\$ -	\$ -	\$ -	\$ -	\$ -	\$ -
Baltimore City	26	James McHenry Building #010 SR - Elevator PSC #30.197	B	F	02/01/24	\$ 450,000	\$ 432,000	\$ -	\$ -		\$ -	\$ -	\$ -	\$ -	\$ -	\$ -	\$ -	\$ -
Baltimore City	27	Wolfe Street Academy Elementary #023 (Formerly General Wolfe) SR - Elevator PSC #30.016	B	F	02/01/24	\$ 450,000	\$ 432,000	\$ -	\$ -		\$ -	\$ -	\$ -	\$ -	\$ -	\$ -	\$ -	\$ -
Baltimore City	28	Dallas F. Nicholas Elementary #039 SR - Elevator PSC #30.020	B	F	02/01/24	\$ 450,000	\$ 432,000	\$ -	\$ -		\$ -	\$ -	\$ -	\$ -	\$ -	\$ -	\$ -	\$ -
Baltimore City	29	Francis M. Wood Building #178 SR - Fire Safety PSC #30.115	B	F	02/01/24	\$ 385,000	\$ 370,000	\$ -	\$ -		\$ -	\$ -	\$ -	\$ -	\$ -	\$ -	\$ -	\$ -
Baltimore City	30	Francis M. Wood Building #178 SR - Roof PSC #30.115	B	F	02/01/24	\$ 2,076,000	\$ 1,993,000	\$ -	\$ -		\$ -	\$ -	\$ -	\$ -	\$ -	\$ -	\$ -	\$ -
Baltimore City	31	Paul Laurence Dunbar Middle SR - HVAC/Electrical Upgrade PSC #30.147	B	F	02/01/24	\$ 15,486,000	\$ 14,867,000	\$ -	\$ -		\$ -	\$ -	\$ -	\$ -	\$ -	\$ -	\$ -	\$ -
Baltimore City	32	Paul Laurence Dunbar Middle SR - Roof PSC #30.147	B	F	02/01/24	\$ 1,952,000	\$ 1,875,000	\$ -	\$ -		\$ -	\$ -	\$ -	\$ -	\$ -	\$ -	\$ -	\$ -
Baltimore City	33	Cecil Elementary #007 SR - Fire Safety PSC #30.250	B	F	02/01/24	\$ 355,000	\$ 341,000	\$ -	\$ -		\$ -	\$ -	\$ -	\$ -	\$ -	\$ -	\$ -	\$ -

Notes: 1) The Net State Funding is set at the 1st year of funding approval. \$ Amounts may be estimates. 2) LP is approved in December only if construction funding is recommended.



FY 2024 Capital Improvement Program Summary of 75% Recommendation Details by Project

LEA	Priority	Project Name	Funding Status (inc. recommended approvals)	Request Type	Anticipated Bid Date	Total Estimated Project Cost	FY 2024 Request	Net State Funding	Prior Year Funding	Staff Recommendation for LP And/Or Design Approvals	Recommended 75% New Authorization 12/8/22	Projected Recommendation 90% New Authorization 3/1/23	Projected Recommendation 100% New Authorization 5/1/23	Projected Recommendation Total New Authorization	Projected Recommendation Prior Year Appropriations (State & LEA) 5/1/23	Projected Recommendation Prior Year EGRC 5/1/23	IAC Staff Recommendation EGRC 5/1/23	Total 100% IAC Staff Recommendation Allocation from All Sources
A	B	C	D	E	F	G	H	I	J	K	L	M	N	O	P	Q	R	S
Baltimore City	34	Lakeland PreK-8 #012 SR - Fire Safety PSC #30.179	B	F	02/01/24	\$ 495,000	\$ 475,000	\$ -	\$ -		\$ -	\$ -	\$ -	\$ -	\$ -	\$ -	\$ -	\$ -
Baltimore City	35	Lakewood Early Learning Center #086 SR - HVAC/Electrical Upgrade PSC #30.269	B	F	02/01/24	\$ 3,141,000	\$ 3,015,000	\$ -	\$ -		\$ -	\$ -	\$ -	\$ -	\$ -	\$ -	\$ -	\$ -
Baltimore City	36	Moravia Park Building #105A SR - Fire Safety PSC #30.057	B	F	02/01/24	\$ 300,000	\$ 288,000	\$ -	\$ -		\$ -	\$ -	\$ -	\$ -	\$ -	\$ -	\$ -	\$ -
Baltimore City	37	Booker T. Washington Building #130 SR - HVAC/Electrical Upgrade PSC #30.168	B	F	02/01/24	\$ 26,818,000	\$ 25,745,000	\$ -	\$ -		\$ -	\$ -	\$ -	\$ -	\$ -	\$ -	\$ -	\$ -
Baltimore City	38	Furman L. Templeton Elementary #125 SR - Fire Safety PSC #30.061	B	F	02/01/24	\$ 410,000	\$ 394,000	\$ -	\$ -		\$ -	\$ -	\$ -	\$ -	\$ -	\$ -	\$ -	\$ -
Baltimore City	39	Harlem Park Building #078 SR - Fire Safety PSC #30.274	B	F	02/01/24	\$ 1,631,000	\$ 1,566,000	\$ -	\$ -		\$ -	\$ -	\$ -	\$ -	\$ -	\$ -	\$ -	\$ -
Baltimore City Total						\$ 510,911,000	\$ 264,325,000	\$ 189,860,000	\$ 32,004,000		\$ 22,409,500	\$ 2,062,500	\$ 1,000,000	\$ 25,472,000	\$ -	\$ -	\$ -	\$ 25,472,000
Baltimore	1	Dulaney High LP - Replacement PSC #03.133	C	LP	12/31/24	\$ -	\$ -	\$ -	\$ -		\$ -	\$ -	\$ -	\$ -	\$ -	\$ -	\$ -	\$ -
Baltimore	2	Dulaney High C - Replacement PSC #03.133	C	F	12/31/24	\$ 204,295,000	\$ 14,550,000	\$ -	\$ -		\$ -	\$ -	\$ -	\$ -	\$ -	\$ -	\$ -	\$ -
Baltimore	3	Cockeysville Middle SR - Public Address Intercom PSC #03.006	U	F	03/01/23	\$ 775,000	\$ 421,000	\$ 421,000	\$ -		\$ 315,750	\$ 63,150	\$ 42,100	\$ 421,000	\$ -	\$ -	\$ -	\$ 421,000
Baltimore	4	Hereford Middle SR - Public Address Intercom PSC #03.097	U	F	03/30/23	\$ 775,000	\$ 421,000	\$ 421,000	\$ -		\$ 315,675	\$ 63,135	\$ 42,090	\$ 420,900	\$ -	\$ -	\$ 100	\$ 421,000
Baltimore	5	Perry Hall High SR - Public Address Intercom PSC #03.011	U	F	02/28/23	\$ 950,000	\$ 518,000	\$ 518,000	\$ -		\$ 388,500	\$ 77,700	\$ 51,800	\$ 518,000	\$ -	\$ -	\$ -	\$ 518,000
Baltimore	6	Woodmoor Elementary SR - Public Address Intercom PSC #03.111	A	F	01/20/23	\$ 650,000	\$ 351,000	\$ 351,000	\$ -		\$ 263,250	\$ 52,650	\$ 35,100	\$ 351,000	\$ -	\$ -	\$ -	\$ 351,000
Baltimore	7	Logan Elementary SR - Electrical PSC #03.110	A	F	11/30/23	\$ 2,200,000	\$ 1,217,000	\$ 1,207,800	\$ -		\$ 905,850	\$ 181,170	\$ 120,780	\$ 1,207,800	\$ -	\$ -	\$ -	\$ 1,207,800

Notes: 1) The Net State Funding is set at the 1st year of funding approval. \$ Amounts may be estimates. 2) LP is approved in December only if construction funding is recommended.



FY 2024 Capital Improvement Program Summary of 75% Recommendation Details by Project

LEA	Priority	Project Name	Funding Status (inc. recommended approvals)	Request Type	Anticipated Bid Date	Total Estimated Project Cost	FY 2024 Request	Net State Funding	Prior Year Funding	Staff Recommendation for LP And/Or Design Approvals	Recommended 75% New Authorization 12/8/22	Projected Recommendation 90% New Authorization 3/1/23	Projected Recommendation 100% New Authorization 5/1/23	Projected Recommendation Total New Authorization	Projected Recommendation Prior Year Appropriations (State & LEA) 5/1/23	Projected Recommendation Prior Year EGRC 5/1/23	IAC Staff Recommendation EGRC 5/1/23	Total 100% IAC Staff Recommendation Allocation from All Sources
A	B	C	D	E	F	G	H	I	J	K	L	M	N	O	P	Q	R	S
Baltimore	8	Chatsworth Elementary SR - HVAC PSC #03.002	A	F	11/30/23	\$ 10,750,000	\$ 5,990,000	\$ 5,971,900	\$ -		\$ 4,978,925	\$ 895,785	\$ 97,190	\$ 5,971,900	\$ -	\$ -	\$ -	\$ 5,971,900
Baltimore	9	Glyndon Elementary SR - HVAC PSC #03.030	A	F	11/30/23	\$ 10,500,000	\$ 5,850,000	\$ 5,850,000	\$ -		\$ 4,387,500	\$ 877,500	\$ 585,000	\$ 5,850,000	\$ -	\$ -	\$ -	\$ 5,850,000
Baltimore	10	Pine Grove Elementary SR - HVAC PSC #03.009	U	F	11/30/23	\$ 8,500,000	\$ 4,734,000	\$ 4,697,000	\$ -		\$ 3,522,750	\$ 704,550	\$ 469,700	\$ 4,697,000	\$ -	\$ -	\$ -	\$ 4,697,000
Baltimore	11	Chesapeake Terrace Elementary SR - Electrical PSC #03.035	A	F	09/30/23	\$ 3,700,000	\$ 2,056,000	\$ 2,056,000	\$ -		\$ 1,542,000	\$ 308,400	\$ 205,600	\$ 2,056,000	\$ -	\$ -	\$ -	\$ 2,056,000
Baltimore	12	Loch Raven High SR - Electrical PSC #03.134	A	F	11/30/23	\$ 3,700,000	\$ 2,056,000	\$ 2,056,000	\$ -		\$ 1,542,000	\$ 308,400	\$ 205,600	\$ 2,056,000	\$ -	\$ -	\$ -	\$ 2,056,000
Baltimore	13	Oliver Beach Elementary SR - HVAC PSC #03.079	A	F	10/30/23	\$ 7,000,000	\$ 3,892,000	\$ 3,892,000	\$ -		\$ 2,919,000	\$ 583,800	\$ 389,200	\$ 3,892,000	\$ -	\$ -	\$ -	\$ 3,892,000
Baltimore	14	Owings Mills Elementary SR - HVAC PSC #03.124	A	F	11/30/23	\$ 9,000,000	\$ 5,008,000	\$ 5,008,000	\$ -		\$ 3,756,000	\$ 751,200	\$ 289,540	\$ 4,796,740	\$ -	\$ 211,260	\$ -	\$ 5,008,000
Baltimore	15	Sandy Plains Elementary SR - HVAC PSC #03.157	U	F	11/30/23	\$ 8,500,000	\$ 4,731,000	\$ 4,731,000	\$ -		\$ -	\$ -	\$ -	\$ -	\$ -	\$ 4,731,000	\$ -	\$ 4,731,000
Baltimore	16	Milbrook Elementary SR - Electrical PSC #03.091	U	F	09/30/23	\$ 1,200,000	\$ 659,000	\$ 659,000	\$ -		\$ -	\$ -	\$ -	\$ -	\$ -	\$ -	\$ 659,000	\$ 659,000
Baltimore	17	Cromwell Valley Elementary SR - HVAC PSC #03.123	U	F	10/30/23	\$ 7,000,000	\$ 3,892,000	\$ 3,892,000	\$ -		\$ -	\$ -	\$ -	\$ -	\$ -	\$ 2,994,740	\$ 897,260	\$ 3,892,000
Baltimore	18	Halethorpe Elementary SR - HVAC PSC #03.005	U	F	10/30/23	\$ 6,000,000	\$ 3,337,000	\$ 3,287,900	\$ -		\$ -	\$ -	\$ -	\$ -	\$ -	\$ -	\$ 3,287,900	\$ 3,287,900
Baltimore	19	Jacksonville Elementary SR - HVAC PSC #03.074	U	F	11/30/23	\$ 9,000,000	\$ 5,008,000	\$ 5,008,000	\$ -		\$ -	\$ 863,196	\$ 718,114	\$ 1,581,310	\$ -	\$ -	\$ 2,155,740	\$ 3,737,050
Baltimore	20	Shady Spring Elementary SR - HVAC PSC #03.031	B	F	11/30/23	\$ 7,500,000	\$ 4,176,000	\$ -	\$ -		\$ -	\$ -	\$ -	\$ -	\$ -	\$ -	\$ -	\$ -
Baltimore	21	Westchester Elementary SR - HVAC PSC #03.130	B	F	02/28/24	\$ 9,750,000	\$ 5,435,000	\$ -	\$ -		\$ -	\$ -	\$ -	\$ -	\$ -	\$ -	\$ -	\$ -

Notes: 1) The Net State Funding is set at the 1st year of funding approval. \$ Amounts may be estimates. 2) LP is approved in December only if construction funding is recommended.



FY 2024 Capital Improvement Program Summary of 75% Recommendation Details by Project

LEA	Priority	Project Name	Funding Status (inc. recommended approvals)	Request Type	Anticipated Bid Date	Total Estimated Project Cost	FY 2024 Request	Net State Funding	Prior Year Funding	Staff Recommendation for LP And/Or Design Approvals	Recommended 75% New Authorization 12/8/22	Projected Recommendation 90% New Authorization 3/1/23	Projected Recommendation 100% New Authorization 5/1/23	Projected Recommendation Total New Authorization	Projected Recommendation Prior Year Appropriations (State & LEA) 5/1/23	Projected Recommendation Prior Year EGRC 5/1/23	IAC Staff Recommendation EGRC 5/1/23	Total 100% IAC Staff Recommendation Allocation from All Sources
A	B	C	D	E	F	G	H	I	J	K	L	M	N	O	P	Q	R	S
Baltimore	22	White Oak Special Education SR - HVAC PSC #03.066	B	F	02/28/24	\$ 9,750,000	\$ 5,435,000	\$ -	\$ -		\$ -	\$ -	\$ -	\$ -	\$ -	\$ -	\$ -	\$ -
Baltimore	23	Winfield Elementary SR - HVAC PSC #03.027	B	F	02/28/24	\$ 7,000,000	\$ 3,892,000	\$ -	\$ -		\$ -	\$ -	\$ -	\$ -	\$ -	\$ -	\$ -	\$ -
Baltimore	24	Fullerton Elementary SR - HVAC PSC #03.004	B	F	02/28/24	\$ 8,750,000	\$ 4,877,000	\$ -	\$ -		\$ -	\$ -	\$ -	\$ -	\$ -	\$ -	\$ -	\$ -
Baltimore	25	Middlesex Elementary SR - Renovation (Open Space Enclosure) PSC #03.167	B	F	04/30/23	\$ 650,000	\$ 352,000	\$ -	\$ -		\$ -	\$ -	\$ -	\$ -	\$ -	\$ -	\$ -	\$ -
Baltimore	26	Padonia International Elementary SR - HVAC PSC #03.069	B	F	10/30/23	\$ 6,000,000	\$ 3,337,000	\$ -	\$ -		\$ -	\$ -	\$ -	\$ -	\$ -	\$ -	\$ -	\$ -
Baltimore	27	Prettyboy Elementary SR - HVAC PSC #03.013	B	F	10/30/23	\$ 7,000,000	\$ 3,892,000	\$ -	\$ -		\$ -	\$ -	\$ -	\$ -	\$ -	\$ -	\$ -	\$ -
Baltimore	28	Seventh District Elementary SR - HVAC PSC #03.086	B	F	10/30/23	\$ 7,000,000	\$ 3,892,000	\$ -	\$ -		\$ -	\$ -	\$ -	\$ -	\$ -	\$ -	\$ -	\$ -
Baltimore	29	Timber Grove Elementary SR - HVAC PSC #03.077	B	F	02/28/24	\$ 9,250,000	\$ 5,148,000	\$ -	\$ -		\$ -	\$ -	\$ -	\$ -	\$ -	\$ -	\$ -	\$ -
Baltimore	30	Woodbridge Elementary SR - HVAC PSC #03.010	B	F	02/28/24	\$ 8,500,000	\$ 4,731,000	\$ -	\$ -		\$ -	\$ -	\$ -	\$ -	\$ -	\$ -	\$ -	\$ -
Baltimore Total						\$ 375,645,000	\$ 109,858,000	\$ 50,027,600	\$ -		\$ 24,837,200	\$ 5,730,636	\$ 3,251,814	\$ 33,819,650	\$ -	\$ 7,937,000	\$ 7,000,000	\$ 48,756,650
Calvert	1	Northern Middle LP - Replacement PSC #04.006	U	LP	09/12/24	\$ -	\$ -	\$ -	\$ -		\$ -	\$ -	\$ -	\$ -	\$ -	\$ -	\$ -	\$ -
Calvert	2	Northern Middle C - Replacement PSC #04.006	A	F	09/12/24	\$ 58,480,000	\$ 2,722,000	\$ 30,715,000	\$ -	Design	\$ 1,661,250	\$ 332,250	\$ 221,500	\$ 2,215,000	\$ -	\$ -	\$ -	\$ 2,215,000
Calvert	3	Plum Point Middle SR - HVAC PSC #04.017	A	F	08/25/22	\$ 4,432,000	\$ 530,000	\$ 2,425,920	\$ 1,895,920		\$ 389,000	\$ -	\$ -	\$ 389,000	\$ 141,000	\$ -	\$ -	\$ 530,000
Calvert Total						\$ 62,912,000	\$ 3,252,000	\$ 33,140,920	\$ 1,895,920		\$ 2,050,250	\$ 332,250	\$ 221,500	\$ 2,604,000	\$ 141,000	\$ -	\$ -	\$ 2,745,000
Caroline	1	Federsburg Elementary SR - Roof PSC #05.007	U	F	05/01/23	\$ 3,277,360	\$ 2,083,871	\$ 2,083,871	\$ -		\$ 1,562,904	\$ 312,581	\$ 208,386	\$ 2,083,871	\$ -	\$ -	\$ -	\$ 2,083,871
Caroline Total						\$ 3,277,360	\$ 2,083,871	\$ 2,083,871	\$ -		\$ 1,562,904	\$ 312,581	\$ 208,386	\$ 2,083,871	\$ -	\$ -	\$ -	\$ 2,083,871

Notes: 1) The Net State Funding is set at the 1st year of funding approval. \$ Amounts may be estimates. 2) LP is approved in December only if construction funding is recommended.



FY 2024 Capital Improvement Program Summary of 75% Recommendation Details by Project

LEA	Priority	Project Name	Funding Status (inc. recommended approvals)	Request Type	Anticipated Bid Date	Total Estimated Project Cost	FY 2024 Request	Net State Funding	Prior Year Funding	Staff Recommendation for LP And/Or Design Approvals	Recommended 75% New Authorization 12/8/22	Projected Recommendation 90% New Authorization 3/1/23	Projected Recommendation 100% New Authorization 5/1/23	Projected Recommendation Total New Authorization	Projected Recommendation Prior Year Appropriations (State & LEA) 5/1/23	Projected Recommendation Prior Year EGRC 5/1/23	IAC Staff Recommendation EGRC 5/1/23	Total 100% IAC Staff Recommendation Allocation from All Sources
A	B	C	D	E	F	G	H	I	J	K	L	M	N	O	P	Q	R	S
Carroll	1	Carroll County Career & Technology Center C - Addition/Renovation PSC #06.	A	F	03/24/20	\$ 77,084,000	\$ 9,507,751	\$ 39,507,751	\$ 30,000,000		\$ 5,685,076	\$ 1,195,006	\$ 796,669	\$ 7,676,751	\$ -	\$ -	\$ -	\$ 7,676,751
Carroll	2	Westminster East Middle C - Replacement PSC #06.	B	F	06/03/21	\$ 59,958,000	\$ 2,990,297	\$ 4,075,087	\$ 1,084,790		\$ -	\$ -	\$ -	\$ -	\$ -	\$ -	\$ -	\$ -
Carroll Total						\$ 137,042,000	\$ 12,498,048	\$ 43,582,838	\$ 31,084,790		\$ 5,685,076	\$ 1,195,006	\$ 796,669	\$ 7,676,751	\$ -	\$ -	\$ -	\$ 7,676,751
Cecil	1	North East Middle/High C - Replacement PSC #07.044	U	F	07/15/23	\$ -	\$ 20,500,000	\$ -	\$ 4,000,000		\$ 11,270,104	\$ 4,863,365	\$ 2,055,974	\$ 18,189,443	\$ 1,810,557	\$ -	\$ -	\$ 20,000,000
Cecil	2	Cecil Manor Elementary SR - HVAC PSC #07.030	B	F	09/01/23	\$ 4,755,000	\$ 2,000,000	\$ 3,025,440	\$ -		\$ -	\$ -	\$ -	\$ -	\$ -	\$ -	\$ -	\$ -
Cecil Total						\$ 4,755,000	\$ 22,500,000	\$ 3,025,440	\$ 4,000,000		\$ 11,270,104	\$ 4,863,365	\$ 2,055,974	\$ 18,189,443	\$ 1,810,557	\$ -	\$ -	\$ 20,000,000
Charles	1	T.C. Martin Elementary C - Addition/Renovation PSC #08.040	A	F	04/26/22	\$ 36,135,000	\$ 10,230,000	\$ 19,817,000	\$ 10,229,500		\$ 6,580,612	\$ 1,438,125	\$ 986,750	\$ 9,005,487	\$ -	\$ -	\$ 1,224,513	\$ 10,230,000
Charles	2	New Elementary #23 C - New PSC #08.049	U	F	04/30/22	\$ 45,197,000	\$ 10,500,000	\$ 24,256,000	\$ 8,968,818		\$ -	\$ -	\$ -	\$ -	\$ -	\$ -	\$ 775,487	\$ 775,487
Charles	3	Gen. Smallwood Middle SR - HVAC PSC #08.005	B	F	05/20/23	\$ 12,468,000	\$ 3,950,000	\$ -	\$ -		\$ -	\$ -	\$ -	\$ -	\$ -	\$ -	\$ -	\$ -
Charles	4	LaPlata High C - Renovation/Addition PSC #08.013	R	F	07/30/23	\$ 24,971,000	\$ 7,971,000	\$ -	\$ -		\$ -	\$ -	\$ -	\$ -	\$ -	\$ -	\$ -	\$ -
Charles	5	J.C. Parks Elementary K - PreK & K Addition/Renovation PSC #08.030	C	F	04/30/23	\$ 5,116,000	\$ 2,306,000	\$ -	\$ -		\$ -	\$ -	\$ -	\$ -	\$ -	\$ -	\$ -	\$ -
Charles	6	Walter J. Mitchell Elementary K - PreK & K Renovation/Addition PSC #08.033	C	LP	05/30/23	\$ -	\$ -	\$ -	\$ -		\$ -	\$ -	\$ -	\$ -	\$ -	\$ -	\$ -	\$ -
Charles	7	Walter J. Mitchell Elementary K - PreK & K Renovation/Addition PSC #08.033	C	F	05/30/23	\$ 7,332,000	\$ 4,734,000	\$ -	\$ -		\$ -	\$ -	\$ -	\$ -	\$ -	\$ -	\$ -	\$ -
Charles	8	Piccowaxen Middle SR - Boiler PSC #08.015	B	F	05/20/23	\$ 1,179,000	\$ 650,000	\$ -	\$ -		\$ -	\$ -	\$ -	\$ -	\$ -	\$ -	\$ -	\$ -
Charles	9	Mattawoman Middle SR - Roof PSC #08.035	B	F	05/30/23	\$ -	\$ 2,600,000	\$ -	\$ -		\$ -	\$ -	\$ -	\$ -	\$ -	\$ -	\$ -	\$ -

Notes: 1) The Net State Funding is set at the 1st year of funding approval. \$ Amounts may be estimates. 2) LP is approved in December only if construction funding is recommended.



FY 2024 Capital Improvement Program Summary of 75% Recommendation Details by Project

LEA	Priority	Project Name	Funding Status (inc. recommended approvals)	Request Type	Anticipated Bid Date	Total Estimated Project Cost	FY 2024 Request	Net State Funding	Prior Year Funding	Staff Recommendation for LP And/Or Design Approvals	Recommended 75% New Authorization 12/8/22	Projected Recommendation 90% New Authorization 3/1/23	Projected Recommendation 100% New Authorization 5/1/23	Projected Recommendation Total New Authorization	Projected Recommendation Prior Year Appropriations (State & LEA) 5/1/23	Projected Recommendation Prior Year EGRC 5/1/23	IAC Staff Recommendation EGRC 5/1/23	Total 100% IAC Staff Recommendation Allocation from All Sources
A	B	C	D	E	F	G	H	I	J	K	L	M	N	O	P	Q	R	S
Charles	10	Dr. Thomas L. Higdon Elementary K - PreK & K Addition/Renovation PSC #08.027	C	LP	05/30/23	\$ -	\$ -	\$ -	\$ -		\$ -	\$ -	\$ -	\$ -	\$ -	\$ -	\$ -	\$ -
Charles	11	Dr. Thomas L. Higdon Elementary K - PreK & K Addition/Renovation PSC #08.027	C	F	05/30/23	\$ 5,023,000	\$ 2,472,000	\$ -	\$ -		\$ -	\$ -	\$ -	\$ -	\$ -	\$ -	\$ -	\$ -
Charles	12	William B. Wade Elementary LP - PreK & K Addition/Renovation PSC #08.028	C	LP	05/30/23	\$ -	\$ -	\$ -	\$ -		\$ -	\$ -	\$ -	\$ -	\$ -	\$ -	\$ -	\$ -
Charles	13	William B. Wade Elementary K - PreK & K Addition/Renovation PSC #08.028	C	F	05/30/23	\$ 5,522,000	\$ 1,809,000	\$ -	\$ -		\$ -	\$ -	\$ -	\$ -	\$ -	\$ -	\$ -	\$ -
Charles	14	New Middle #9 LP - New PSC #08.	C	LP	11/30/23	\$ -	\$ -	\$ -	\$ -		\$ -	\$ -	\$ -	\$ -	\$ -	\$ -	\$ -	\$ -
Charles	15	New Middle #9 C - New PSC #08.	B	F	11/30/23	\$ 74,049,000	\$ 1,541,000	\$ -	\$ -		\$ -	\$ -	\$ -	\$ -	\$ -	\$ -	\$ -	\$ -
Charles Total						\$ 216,992,000	\$ 48,763,000	\$ 44,073,000	\$ 19,198,318	\$ -	\$ 6,580,612	\$ 1,438,125	\$ 986,750	\$ 9,005,487	\$ -	\$ -	\$ 2,000,000	\$ 11,005,487
Dorchester	1	South Dorchester PreK-8 SR - HVAC/Fire Safety PSC #09.012	A	F	04/01/23	\$ 10,781,710	\$ 4,000,000	\$ 8,370,000	\$ 2,153,500		\$ 2,924,892	\$ 490,237	\$ 326,825	\$ 3,741,954	\$ 258,046	\$ -	\$ -	\$ 4,000,000
Dorchester	2	Warwick Elementary SR - Roof PSC #09.011	B	F	03/01/22	\$ 2,767,500	\$ 2,511,000	\$ -	\$ -		\$ -	\$ -	\$ -	\$ -	\$ -	\$ -	\$ -	\$ -
Dorchester	3	Sandy Hill Elementary SR - Security Vestibule PSC #09.001	B	F	03/01/22	\$ 643,500	\$ 544,050	\$ -	\$ -		\$ -	\$ -	\$ -	\$ -	\$ -	\$ -	\$ -	\$ -
Dorchester	4	Choptank Elementary SR - Security Vestibule PSC #09.016	B	F	03/01/22	\$ 588,500	\$ 497,550	\$ -	\$ -		\$ -	\$ -	\$ -	\$ -	\$ -	\$ -	\$ -	\$ -
Dorchester	5	Maple Elementary SR - Security Vestibule PSC #09.010	B	F	03/01/22	\$ 643,500	\$ 544,050	\$ -	\$ -		\$ -	\$ -	\$ -	\$ -	\$ -	\$ -	\$ -	\$ -
Dorchester	6	Hurlock Elementary SR - Security Vestibule PSC #09.014	B	F	03/01/22	\$ 522,500	\$ 441,750	\$ -	\$ -		\$ -	\$ -	\$ -	\$ -	\$ -	\$ -	\$ -	\$ -
Dorchester	7	Vienna Elementary SR - Security Vestibule PSC #09.005	B	F	03/01/22	\$ 302,500	\$ 255,750	\$ -	\$ -		\$ -	\$ -	\$ -	\$ -	\$ -	\$ -	\$ -	\$ -
Dorchester	8	South Dorchester PreK-8 SR - Security Vestibule PSC #09.012	B	F	03/01/22	\$ 522,500	\$ 441,750	\$ -	\$ -		\$ -	\$ -	\$ -	\$ -	\$ -	\$ -	\$ -	\$ -

Notes: 1) The Net State Funding is set at the 1st year of funding approval. \$ Amounts may be estimates. 2) LP is approved in December only if construction funding is recommended.



FY 2024 Capital Improvement Program Summary of 75% Recommendation Details by Project

LEA	Priority	Project Name	Funding Status (inc. recommended approvals)	Request Type	Anticipated Bid Date	Total Estimated Project Cost	FY 2024 Request	Net State Funding	Prior Year Funding	Staff Recommendation for LP And/Or Design Approvals	Recommended 75% New Authorization 12/8/22	Projected Recommendation 90% New Authorization 3/1/23	Projected Recommendation 100% New Authorization 5/1/23	Projected Recommendation Total New Authorization	Projected Recommendation Prior Year Appropriations (State & LEA) 5/1/23	Projected Recommendation Prior Year EGRC 5/1/23	IAC Staff Recommendation EGRC 5/1/23	Total 100% IAC Staff Recommendation Allocation from All Sources
A	B	C	D	E	F	G	H	I	J	K	L	M	N	O	P	Q	R	S
Dorchester	9	Warwick Elementary SR - Security Vestibule PSC #09.011	B	F	03/01/22	\$ 522,500	\$ 434,050	\$ -	\$ -		\$ -	\$ -	\$ -	\$ -	\$ -	\$ -	\$ -	\$ -
Dorchester Total						\$ 17,294,710	\$ 9,669,950	\$ 8,370,000	\$ 2,153,500		\$ 2,924,892	\$ 490,237	\$ 326,825	\$ 3,741,954	\$ 258,046	\$ -	\$ -	\$ 4,000,000
Frederick	1	Urbana Elementary C - Replacement PSC #10.022	A	F	12/30/18	\$ 47,216,000	\$ 662,913	\$ 18,030,425	\$ 17,367,512		\$ 662,913	\$ -	\$ -	\$ 662,913	\$ -	\$ -	\$ -	\$ 662,913
Frederick	2	Middletown Elementary/Middle LP - Replacement PSC #10.001	C	LP	05/30/25	\$ -	\$ -	\$ -	\$ -		\$ -	\$ -	\$ -	\$ -	\$ -	\$ -	\$ -	\$ -
Frederick	3	Middletown Elementary/Middle C - Replacement PSC #10.001	A	F	05/30/23	\$ 96,366,096	\$ 4,963,540	\$ 54,389,000	\$ -	Design	\$ 3,522,115	\$ 744,531	\$ 496,354	\$ 4,763,000	\$ -	\$ -	\$ -	\$ 4,763,000
Frederick	4	Yellow Springs Elementary LP - Replacement PSC #10.007	A	LP	11/29/24	\$ -	\$ -	\$ -	\$ -	LP	\$ -	\$ -	\$ -	\$ -	\$ -	\$ -	\$ -	\$ -
Frederick	5	Yellow Springs Elementary C - Replacement PSC #10.007	A	F	11/29/24	\$ 48,879,217	\$ 11,562,000	\$ 29,588,000	\$ -		\$ 6,934,250	\$ 386,850	\$ 257,900	\$ 7,579,000	\$ -	\$ 3,983,000	\$ -	\$ 11,562,000
Frederick	6	Monocacy Elementary C - Limited Renovation PSC #10.040	A	F	11/01/23	\$ 13,263,000	\$ 2,435,000	\$ 7,744,750	\$ 5,309,750		\$ 1,826,250	\$ 365,250	\$ 243,500	\$ 2,435,000	\$ -	\$ -	\$ -	\$ 2,435,000
Frederick	7	Spring Ridge Elementary LP - Limited Renovation PSC #10.049	A	LP	11/29/24	\$ -	\$ -	\$ -	\$ -	LP	\$ -	\$ -	\$ -	\$ -	\$ -	\$ -	\$ -	\$ -
Frederick	8	Spring Ridge Elementary C - Limited Renovation PSC #10.049	A	F	11/29/24	\$ 18,206,259	\$ 7,462,049	\$ 11,693,000	\$ -		\$ 764,250	\$ 595,899	\$ 101,900	\$ 1,462,049	\$ -	\$ 6,000,000	\$ -	\$ 7,462,049
Frederick	9	Ballenger Creek Elementary LP - Limited Renovation PSC #10.043	A	LP	01/30/24	\$ -	\$ -	\$ -	\$ -	LP	\$ -	\$ -	\$ -	\$ -	\$ -	\$ -	\$ -	\$ -
Frederick	10	Ballenger Creek Elementary C - Limited Renovation PSC #10.043	A	F	01/30/24	\$ 47,575,944	\$ 11,622,000	\$ 11,302,000	\$ -		\$ 738,750	\$ 147,750	\$ 98,500	\$ 985,000	\$ -	\$ 2,723,422	\$ 3,000,000	\$ 6,708,422
Frederick	11	Brunswick Middle SR - Roof PSC #10.055	C	F	02/01/23	\$ 760,000	\$ 494,000	\$ -	\$ -		\$ -	\$ -	\$ -	\$ -	\$ -	\$ -	\$ -	\$ -
Frederick Total						\$ 272,266,516	\$ 39,201,502	\$ 132,747,175	\$ 22,677,262		\$ 14,448,528	\$ 2,240,280	\$ 1,198,154	\$ 17,886,962	\$ -	\$ 12,706,422	\$ 3,000,000	\$ 33,593,384
Garrett	1	Southern High LP - Limited Renovation PSC #11.005	A	LP	10/01/23	\$ -	\$ -	\$ -	\$ -	LP	\$ -	\$ -	\$ -	\$ -	\$ -	\$ -	\$ -	\$ -

Notes: 1) The Net State Funding is set at the 1st year of funding approval. \$ Amounts may be estimates. 2) LP is approved in December only if construction funding is recommended.



FY 2024 Capital Improvement Program Summary of 75% Recommendation Details by Project

LEA	Priority	Project Name	Funding Status (inc. recommended approvals)	Request Type	Anticipated Bid Date	Total Estimated Project Cost	FY 2024 Request	Net State Funding	Prior Year Funding	Staff Recommendation for LP And/Or Design Approvals	Recommended 75% New Authorization 12/8/22	Projected Recommendation 90% New Authorization 3/1/23	Projected Recommendation 100% New Authorization 5/1/23	Projected Recommendation Total New Authorization	Projected Recommendation Prior Year Appropriations (State & LEA) 5/1/23	Projected Recommendation Prior Year EGRC 5/1/23	IAC Staff Recommendation EGRC 5/1/23	Total 100% IAC Staff Recommendation Allocation from All Sources
A	B	C	D	E	F	G	H	I	J	K	L	M	N	O	P	Q	R	S
Garrett	2	Southern High C - Limited Renovation PSC #11.005	A	F	10/01/23	\$ 4,398,750	\$ 3,750,000	\$ 3,750,000	\$ -		\$ 1,148,413	\$ 744,797	\$ 634,337	\$ 2,527,547	\$ -	\$ -	\$ -	\$ 2,527,547
Garrett	3	Southern Middle LP - Renovation/Addition PSC #11.008	B	LP	12/01/23	\$ -	\$ -	\$ -	\$ -		\$ -	\$ -	\$ -	\$ -	\$ -	\$ -	\$ -	\$ -
Garrett	4	Southern Middle C - Renovation/Addition PSC #11.008	B	F	12/01/23	\$ 47,662,500	\$ 3,451,980	\$ -	\$ 150,000		\$ -	\$ -	\$ -	\$ -	\$ -	\$ -	\$ -	\$ -
Garrett Total						\$ 52,061,250	\$ 7,201,980	\$ 3,750,000	\$ 150,000		\$ 1,148,413	\$ 744,797	\$ 634,337	\$ 2,527,547	\$ -	\$ -	\$ -	\$ 2,527,547
Harford	1	Harford Technical High C - Limited Renovation PSC #12.008	A	F	04/01/23	\$ 61,487,600	\$ 9,198,000	\$ 24,121,000	\$ 10,000,000		\$ 6,698,000	\$ 1,142,734	\$ 1,000,000	\$ 8,840,734	\$ 357,266	\$ -	\$ -	\$ 9,198,000
Harford	2	Havre de Grace Elementary SR - Roof PSC #12.028	A	F	04/01/24	\$ 2,863,000	\$ 1,640,000	\$ 1,640,000	\$ -		\$ 1,230,000	\$ 246,000	\$ 164,000	\$ 1,640,000	\$ -	\$ -	\$ -	\$ 1,640,000
Harford	3	Aberdeen Middle SR - HVAC/Windows/Door PSC #12.006	A	F	03/01/24	\$ 34,174,275	\$ 9,216,900	\$ 18,433,800	\$ -		\$ 802,000	\$ -	\$ -	\$ 802,000	\$ -	\$ -	\$ -	\$ 802,000
Harford	4	Harford Academy at Campus Hills C - New/Replacement PSC #12.025	C	LP	04/01/24	\$ 174,035,400	\$ -	\$ -	\$ -		\$ -	\$ -	\$ -	\$ -	\$ -	\$ -	\$ -	\$ -
Harford Total						\$ 272,560,275	\$ 20,054,900	\$ 44,194,800	\$ 10,000,000		\$ 8,730,000	\$ 1,388,734	\$ 1,164,000	\$ 11,282,734	\$ 357,266	\$ -	\$ -	\$ 11,640,000
Howard	1	Oakland Mills Middle C - Renovation/Addition PSC #13.008	R	F	12/01/24	\$ -	\$ -	\$ -	\$ -		\$ -	\$ -	\$ -	\$ -	\$ -	\$ -	\$ -	\$ -
Howard	2	Dunloggin Middle C - Renovation/Addition PSC #13.001	A	F	12/01/24	\$ 57,914,864	\$ 1,937,700	\$ 20,967,000	\$ -	Design	\$ 1,831,000	\$ -	\$ -	\$ 1,831,000	\$ -	\$ -	\$ -	\$ 1,831,000
Howard	3	West Friendship Elementary SR - MBR PSC #13.032	A	F	05/01/25	\$ 5,650,000	\$ 1,450,167	\$ 2,900,334	\$ -		\$ 1,087,625	\$ 217,525	\$ 145,017	\$ 1,450,167	\$ -	\$ -	\$ -	\$ 1,450,167
Howard	4	Manor Woods Elementary SR - MBR PSC #13.052	A	F	12/01/24	\$ 3,000,000	\$ 1,540,000	\$ 1,540,000	\$ -		\$ 1,087,625	\$ 217,525	\$ 234,850	\$ 1,540,000	\$ -	\$ -	\$ -	\$ 1,540,000
Howard	5	Forest Ridge Elementary SR - Boilers PSC #13.047	A	F	12/01/24	\$ 900,000	\$ 462,000	\$ 462,000	\$ -		\$ 346,500	\$ 69,300	\$ 46,200	\$ 462,000	\$ -	\$ -	\$ -	\$ 462,000
Howard	6	St. Johns Lane Elementary SR - HVAC PSC #13.028	C	F	12/01/24	\$ 10,570,000	\$ 2,713,000	\$ -	\$ -		\$ -	\$ -	\$ -	\$ -	\$ -	\$ -	\$ -	\$ -

Notes: 1) The Net State Funding is set at the 1st year of funding approval. \$ Amounts may be estimates. 2) LP is approved in December only if construction funding is recommended.



FY 2024 Capital Improvement Program Summary of 75% Recommendation Details by Project

LEA	Priority	Project Name	Funding Status (inc. recommended approvals)	Request Type	Anticipated Bid Date	Total Estimated Project Cost	FY 2024 Request	Net State Funding	Prior Year Funding	Staff Recommendation for LP And/Or Design Approvals	Recommended 75% New Authorization 12/8/22	Projected Recommendation 90% New Authorization 3/1/23	Projected Recommendation 100% New Authorization 5/1/23	Projected Recommendation Total New Authorization	Projected Recommendation Prior Year Appropriations (State & LEA) 5/1/23	Projected Recommendation Prior Year EGRC 5/1/23	IAC Staff Recommendation EGRC 5/1/23	Total 100% IAC Staff Recommendation Allocation from All Sources
A	B	C	D	E	F	G	H	I	J	K	L	M	N	O	P	Q	R	S
Howard	7	Bryant Woods Elementary SR - HVAC PSC #13.079	A	F	01/01/25	\$ 268,800	\$ 137,984	\$ 137,984	\$ -		\$ 103,488	\$ 20,698	\$ 13,798	\$ 137,984	\$ -	\$ -	\$ -	\$ 137,984
Howard	8	Cradlerock Elementary/Middle SR - HVAC PSC #13.035	A	F	01/01/25	\$ 738,000	\$ 378,840	\$ 378,840	\$ -		\$ 284,130	\$ 56,826	\$ 37,884	\$ 378,840	\$ -	\$ -	\$ -	\$ 378,840
Howard	9	Guilford Elementary SR - HVAC PSC #13.033	A	F	01/01/25	\$ 268,800	\$ 137,984	\$ 137,984	\$ -		\$ 103,488	\$ 20,698	\$ 13,798	\$ 137,984	\$ -	\$ -	\$ -	\$ 137,984
Howard	10	Ilchester Elementary SR - HVAC PSC #13.057	A	F	01/01/25	\$ 268,800	\$ 137,984	\$ 137,984	\$ -		\$ 103,488	\$ 20,698	\$ 13,798	\$ 137,984	\$ -	\$ -	\$ -	\$ 137,984
Howard	11	Jeffers Hills Elementary SR - HVAC PSC #13.014	A	F	01/01/25	\$ 268,800	\$ 137,984	\$ 137,984	\$ -		\$ 103,488	\$ 20,698	\$ 13,798	\$ 137,984	\$ -	\$ -	\$ -	\$ 137,984
Howard	12	Elkridge Landing Middle SR - HVAC PSC #13.054	A	F	01/01/25	\$ 469,200	\$ 240,856	\$ 240,856	\$ -		\$ 180,642	\$ -	\$ 24,096	\$ 204,738	\$ -	\$ 36,118	\$ -	\$ 240,856
Howard	13	Centennial High SR - HVAC PSC #13.036	A	F	01/01/25	\$ 938,400	\$ 481,712	\$ 481,712	\$ -		\$ 361,284	\$ 72,257	\$ 48,171	\$ 481,712	\$ -	\$ -	\$ -	\$ 481,712
Howard	14	Glenelg High SR - HVAC PSC #13.061	A	F	01/01/25	\$ 1,407,600	\$ 722,568	\$ 722,568	\$ -		\$ 541,926	\$ 108,385	\$ 72,257	\$ 722,568	\$ -	\$ -	\$ -	\$ 722,568
Howard	15	Howard High SR - HVAC PSC #13.012	A	F	01/01/25	\$ 938,400	\$ 481,712	\$ 481,712	\$ -		\$ 361,284	\$ 72,257	\$ 48,171	\$ 481,712	\$ -	\$ -	\$ -	\$ 481,712
Howard	16	Burleigh Manor High SR - HVAC PSC #13.046	A	F	01/01/24	\$ 283,000	\$ 144,480	\$ 144,480	\$ -		\$ 108,360	\$ 21,672	\$ 14,448	\$ 144,480	\$ -	\$ -	\$ -	\$ 144,480
Howard	17	Elkridge Elementary SR - Elevator PSC #13.020	A	F	01/01/24	\$ 283,000	\$ 144,480	\$ 144,480	\$ -		\$ 108,360	\$ 21,672	\$ 14,448	\$ 144,480	\$ -	\$ -	\$ -	\$ 144,480
Howard	18	Elkridge Landing Middle SR - Elevator PSC #13.054	A	F	01/01/24	\$ 283,000	\$ 144,480	\$ 144,480	\$ -		\$ 108,360	\$ 21,672	\$ 14,448	\$ 144,480	\$ -	\$ -	\$ -	\$ 144,480
Howard	19	Wilde Lake High SR - Elevator PSC #13.058	A	F	01/01/24	\$ 566,000	\$ 288,960	\$ 288,960	\$ -		\$ 216,720	\$ 43,344	\$ 28,896	\$ 288,960	\$ -	\$ -	\$ -	\$ 288,960
Howard	20	Ilchester Elementary SR - Elevator PSC #13.057	A	F	01/01/25	\$ 283,000	\$ 144,480	\$ 144,480	\$ -		\$ 108,360	\$ 21,672	\$ 14,448	\$ 144,480	\$ -	\$ -	\$ -	\$ 144,480
Howard	21	Mayfield Woods Middle SR - Elevator PSC #13.045	A	F	01/01/25	\$ 283,000	\$ 144,480	\$ 144,480	\$ -		\$ 144,480	\$ -	\$ -	\$ 144,480	\$ -	\$ -	\$ -	\$ 144,480
Howard	22	Mount View Middle SR - Elevator PSC #13.049	A	F	01/01/25	\$ 283,000	\$ 144,480	\$ 144,480	\$ -		\$ 144,480	\$ -	\$ -	\$ 144,480	\$ -	\$ -	\$ -	\$ 144,480

Notes: 1) The Net State Funding is set at the 1st year of funding approval. \$ Amounts may be estimates. 2) LP is approved in December only if construction funding is recommended.



FY 2024 Capital Improvement Program Summary of 75% Recommendation Details by Project

LEA	Priority	Project Name	Funding Status (inc. recommended approvals)	Request Type	Anticipated Bid Date	Total Estimated Project Cost	FY 2024 Request	Net State Funding	Prior Year Funding	Staff Recommendation for LP And/Or Design Approvals	Recommended 75% New Authorization 12/8/22	Projected Recommendation 90% New Authorization 3/1/23	Projected Recommendation 100% New Authorization 5/1/23	Projected Recommendation Total New Authorization	Projected Recommendation Prior Year Appropriations (State & LEA) 5/1/23	Projected Recommendation Prior Year EGRC 5/1/23	IAC Staff Recommendation EGRC 5/1/23	Total 100% IAC Staff Recommendation Allocation from All Sources
A	B	C	D	E	F	G	H	I	J	K	L	M	N	O	P	Q	R	S
Howard	23	Howard High SR - Elevator PSC #13.012	A	F	01/01/25	\$ 283,000	\$ 144,480	\$ 144,480	\$ -		\$ 144,480	\$ -	\$ -	\$ 144,480	\$ -	\$ -	\$ -	\$ 144,480
Howard	24	Mt. Hebron High SR - Elevator PSC #13.019	A	F	12/01/24	\$ 283,000	\$ 144,480	\$ 144,480	\$ -		\$ 144,480	\$ -	\$ -	\$ 144,480	\$ -	\$ -	\$ -	\$ 144,480
Howard	25	Atholton Elementary SR - Boilers/structural PSC #13.030	A	F	12/01/24	\$ 999,000	\$ 513,333	\$ 513,333	\$ -		\$ 513,333	\$ -	\$ -	\$ 513,333	\$ -	\$ -	\$ -	\$ 513,333
Howard	26	Lime Kiln Middle SR - HVAC PSC #13.070	A	F	08/01/24	\$ 11,731,433	\$ 3,011,068	\$ 6,022,136	\$ -		\$ 3,011,068	\$ -	\$ -	\$ 3,011,068	\$ -	\$ -	\$ -	\$ 3,011,068
Howard	27	Atholton High SR - Security Vestibule PSC #13.013	B	F	08/01/24	\$ 651,000	\$ 334,180	\$ 334,180	\$ -		\$ -	\$ -	\$ -	\$ -	\$ -	\$ 334,180	\$ -	\$ 334,180
Howard	28	Atholton Elementary SR - Security Vestibule PSC #13.030	B	F	08/01/24	\$ 960,110	\$ 509,575	\$ 441,364	\$ -		\$ -	\$ -	\$ -	\$ -	\$ -	\$ 441,364	\$ -	\$ 441,364
Howard Total						\$ 100,773,207	\$ 16,773,447	\$ 37,482,771	\$ -		\$ 11,248,449	\$ 1,026,899	\$ 798,526	\$ 13,073,874	\$ -	\$ 811,662	\$ -	\$ 13,885,536
Kent	1	Kent County High SR - Roof PSC #14.007	A	F	03/24/22	\$ 7,366,800	\$ 1,434,000	\$ 3,610,000	\$ 2,074,000		\$ 1,075,500	\$ 215,100	\$ 143,400	\$ 1,434,000	\$ -	\$ -	\$ -	\$ 1,434,000
Kent Total						\$ 7,366,800	\$ 1,434,000	\$ 3,610,000	\$ 2,074,000		\$ 1,075,500	\$ 215,100	\$ 143,400	\$ 1,434,000	\$ -	\$ -	\$ -	\$ 1,434,000
Maryland School for the Blind	1	Residential Cottages on the Hill C - Replacement PSC #25.001	A	F	05/01/22	\$ 23,191,000	\$ 13,405,000	\$ 22,150,000	\$ 8,900,000		\$ 3,790,034	\$ 758,007	\$ 505,337	\$ 5,053,378	\$ -	\$ -	\$ -	\$ 5,053,378
MD School for the Blind Total						\$ 23,191,000	\$ 13,405,000	\$ 22,150,000	\$ 8,900,000		\$ 3,790,034	\$ 758,007	\$ 505,337	\$ 5,053,378	\$ -	\$ -	\$ -	\$ 5,053,378
Montgomery	1	Watkins Mill High SR - HVAC PSC #15.166	U	F	03/01/23	\$ 7,150,000	\$ 3,575,000	\$ 3,575,000	\$ -		\$ 2,681,250	\$ 867,843	\$ 25,907	\$ 3,575,000	\$ -	\$ -	\$ -	\$ 3,575,000
Montgomery	2	Gaithersburg Middle SR - HVAC PSC #15.068	U	F	03/01/23	\$ 6,000,000	\$ 3,000,000	\$ 3,000,000	\$ -		\$ 2,250,000	\$ 450,000	\$ 300,000	\$ 3,000,000	\$ -	\$ -	\$ -	\$ 3,000,000
Montgomery	3	Brookhaven Elementary SR - HVAC PSC #15.055	A	F	09/30/22	\$ 5,800,000	\$ 2,900,000	\$ 2,900,000	\$ -		\$ 1,150,000	\$ 786,951	\$ 820,000	\$ 2,756,951	\$ 143,049	\$ -	\$ -	\$ 2,900,000
Montgomery	4	Meadow Hall Elementary SR - HVAC PSC #15.250	A	F	09/30/22	\$ 5,700,000	\$ 2,850,000	\$ 2,850,000	\$ -		\$ -	\$ -	\$ -	\$ -	\$ 2,850,000	\$ -	\$ -	\$ 2,850,000
Montgomery	5	Monocacy Elementary SR - HVAC PSC #15.233	U	F	04/01/23	\$ 4,900,000	\$ 2,450,000	\$ 2,450,000	\$ -		\$ -	\$ -	\$ -	\$ -	\$ 2,450,000	\$ -	\$ -	\$ 2,450,000
Montgomery	6	Rock View Elementary SR - Roof PSC #15.244	U	F	09/01/24	\$ 1,650,000	\$ 825,000	\$ 825,000	\$ -		\$ 618,750	\$ 123,750	\$ 82,500	\$ 825,000	\$ -	\$ -	\$ -	\$ 825,000
Montgomery	7	Westover Elementary SR - Roof PSC #15.232	U	F	09/01/24	\$ 1,270,000	\$ 635,000	\$ 635,000	\$ -		\$ 476,250	\$ 95,250	\$ 63,500	\$ 635,000	\$ -	\$ -	\$ -	\$ 635,000

Notes: 1) The Net State Funding is set at the 1st year of funding approval. \$ Amounts may be estimates. 2) LP is approved in December only if construction funding is recommended.



FY 2024 Capital Improvement Program Summary of 75% Recommendation Details by Project

LEA	Priority	Project Name	Funding Status (inc. recommended approvals)	Request Type	Anticipated Bid Date	Total Estimated Project Cost	FY 2024 Request	Net State Funding	Prior Year Funding	Staff Recommendation for LP And/Or Design Approvals	Recommended 75% New Authorization 12/8/22	Projected Recommendation 90% New Authorization 3/1/23	Projected Recommendation 100% New Authorization 5/1/23	Projected Recommendation Total New Authorization	Projected Recommendation Prior Year Appropriations (State & LEA) 5/1/23	Projected Recommendation Prior Year EGRC 5/1/23	IAC Staff Recommendation EGRC 5/1/23	Total 100% IAC Staff Recommendation Allocation from All Sources
A	B	C	D	E	F	G	H	I	J	K	L	M	N	O	P	Q	R	S
Montgomery	8	East Silver Spring Elementary SR - Roof PSC #15.108	U	F	09/01/24	\$ 949,000	\$ 474,000	\$ 474,000	\$ -		\$ 355,500	\$ 71,100	\$ 47,400	\$ 474,000	\$ -	\$ -	\$ -	\$ 474,000
Montgomery	9	Wyngate Elementary SR - Roof PSC #15.075	U	F	09/01/24	\$ 724,000	\$ 362,000	\$ 362,000	\$ -		\$ 271,500	\$ 54,300	\$ 36,200	\$ 362,000	\$ -	\$ -	\$ -	\$ 362,000
Montgomery	10	Ritchie Park Elementary SR - Roof PSC #15.139	U	F	09/01/24	\$ 539,000	\$ 269,000	\$ 269,000	\$ -		\$ 201,750	\$ 40,350	\$ 26,900	\$ 269,000	\$ -	\$ -	\$ -	\$ 269,000
Montgomery	11	Meadow Hall Elementary SR - Roof PSC #15.250	U	F	09/01/24	\$ 325,000	\$ 162,000	\$ 162,000	\$ -		\$ 121,500	\$ 24,300	\$ 16,200	\$ 162,000	\$ -	\$ -	\$ -	\$ 162,000
Montgomery	12	Westbrook Elementary LP - Renovation PSC #15.017	U	LP	03/01/22	\$ -	\$ -	\$ -	\$ -		\$ -	\$ -	\$ -	\$ -	\$ -	\$ -	\$ -	\$ -
Montgomery	13	Westbrook Elementary C - Renovation PSC #15.017	U	F	03/08/22	\$ 4,391,000	\$ 135,000	\$ -	\$ -		\$ -	\$ -	\$ -	\$ -	\$ -	\$ -	\$ -	\$ -
Montgomery	14	Charles W Woodward High C - Replacement PSC #15.125	R	F	03/09/21	\$ -	\$ -	\$ -	\$ -		\$ -	\$ -	\$ -	\$ -	\$ -	\$ -	\$ -	\$ -
Montgomery	15	Neelsville Middle C - Replacement PSC #15.136	R	F	03/08/22	\$ -	\$ -	\$ -	\$ -		\$ -	\$ -	\$ -	\$ -	\$ -	\$ -	\$ -	\$ -
Montgomery	16	Parkland Middle C - Addition PSC #15.212	R	F	03/22/22	\$ -	\$ -	\$ -	\$ -		\$ -	\$ -	\$ -	\$ -	\$ -	\$ -	\$ -	\$ -
Montgomery	17	Silver Spring International Middle C - Addition PSC #15.002	R	LP	01/01/23	\$ -	\$ -	\$ -	\$ -		\$ -	\$ -	\$ -	\$ -	\$ -	\$ -	\$ -	\$ -
Montgomery	18	Northwood High LP - Replacement PSC #15.046	A	LP	06/01/24	\$ -	\$ -	\$ -	\$ -	LP	\$ -	\$ -	\$ -	\$ -	\$ -	\$ -	\$ -	\$ -
Montgomery	19	Northwood High C - Replacement PSC #15.046	U	F	06/01/24	\$ 173,076,000	\$ 75,184,000	\$ 78,605,000	\$ -		\$ 18,110,286	\$ 4,000,694	\$ 1,500,000	\$ 23,610,980	\$ 1,343,550	\$ 5,431,000	\$ 9,570,000	\$ 39,955,530
Montgomery	20	Greencastle Elementary LP - Addition PSC #15.155	R	LP	06/01/24	\$ -	\$ -	\$ -	\$ -		\$ -	\$ -	\$ -	\$ -	\$ -	\$ -	\$ -	\$ -
Montgomery	21	Grades 3-5 Elementary School for JoAnn Leleck ES at Broad Acres LP - New PSC #15.	R	LP	01/00/00	\$ -	\$ -	\$ -	\$ -		\$ -	\$ -	\$ -	\$ -	\$ -	\$ -	\$ -	\$ -
Montgomery	22	Damascus High LP - Replacement PSC #15.090	C	LP	01/00/00	\$ 127,911,000	\$ -	\$ -	\$ -		\$ -	\$ -	\$ -	\$ -	\$ -	\$ -	\$ -	\$ -

Notes: 1) The Net State Funding is set at the 1st year of funding approval. \$ Amounts may be estimates. 2) LP is approved in December only if construction funding is recommended.



FY 2024 Capital Improvement Program Summary of 75% Recommendation Details by Project

LEA	Priority	Project Name	Funding Status (inc. recommended approvals)	Request Type	Anticipated Bid Date	Total Estimated Project Cost	FY 2024 Request	Net State Funding	Prior Year Funding	Staff Recommendation for LP And/Or Design Approvals	Recommended 75% New Authorization 12/8/22	Projected Recommendation 90% New Authorization 3/1/23	Projected Recommendation 100% New Authorization 5/1/23	Projected Recommendation Total New Authorization	Projected Recommendation Prior Year Appropriations (State & LEA) 5/1/23	Projected Recommendation Prior Year EGRC 5/1/23	IAC Staff Recommendation EGRC 5/1/23	Total 100% IAC Staff Recommendation Allocation from All Sources
A	B	C	D	E	F	G	H	I	J	K	L	M	N	O	P	Q	R	S
Montgomery	23	Crown High LP - New PSC #15.	R	LP	06/01/23	\$ -	\$ -	\$ -	\$ -		\$ -	\$ -	\$ -	\$ -	\$ -	\$ -	\$ -	\$ -
Montgomery	24	Eastern Middle LP - Replacement PSC #15.037	C	LP	01/00/00	\$ -	\$ -	\$ -	\$ -		\$ -	\$ -	\$ -	\$ -	\$ -	\$ -	\$ -	\$ -
Montgomery	25	Burtonsville Elementary LP - Addition PSC #15.052	C	LP	06/01/23	\$ -	\$ -	\$ -	\$ -		\$ -	\$ -	\$ -	\$ -	\$ -	\$ -	\$ -	\$ -
Montgomery	26	Highland View Elementary LP - Addition PSC #15.101	C	LP	01/00/00	\$ -	\$ -	\$ -	\$ -		\$ -	\$ -	\$ -	\$ -	\$ -	\$ -	\$ -	\$ -
Montgomery	27	Piney Branch Elementary LP - Replacement PSC #15.249	C	LP	01/00/00	\$ -	\$ -	\$ -	\$ -		\$ -	\$ -	\$ -	\$ -	\$ -	\$ -	\$ -	\$ -
Montgomery Total						\$ 340,385,000	\$ 92,821,000	\$ 96,107,000	\$ -		\$ 26,236,786	\$ 6,514,538	\$ 2,918,607	\$ 35,669,931	\$ 6,786,599	\$ 5,431,000	\$ 9,570,000	\$ 57,457,530
Prince George's	1	Schmidt Outdoor Education Center C - Replacement PSC #16.199	A	F	04/01/23	\$ 50,084,000	\$ 2,488,000	\$ 21,525,000	\$ 19,037,000		\$ 1,866,000	\$ 373,200	\$ 248,800	\$ 2,488,000	\$ -	\$ -	\$ -	\$ 2,488,000
Prince George's	2	Suitland High C - Replacement PSC #16.087	A	F	04/03/22	\$ 350,000,000	\$ 48,000,000	\$ 75,946,000	\$ 28,474,000		\$ 22,877,328	\$ 5,427,444	\$ 3,055,142	\$ 31,359,914	\$ 8,379,438	\$ 170,815	\$ 8,000,000	\$ 47,910,167
Prince George's	3	Cool Spring Elementary LP - Renovation/Addition PSC #16.134	B	LP	04/01/24	\$ -	\$ -	\$ -	\$ -		\$ -	\$ -	\$ -	\$ -	\$ -	\$ -	\$ -	\$ -
Prince George's	4	Cool Spring Elementary C - Renovation/Addition PSC #16.134	B	F	04/01/25	\$ 63,769,000	\$ 9,000,000	\$ 34,508,000	\$ -		\$ -	\$ -	\$ -	\$ -	\$ -	\$ -	\$ -	\$ -
Prince George's	5	New Northern Area High School LP - New PSC #16.	B	LP	04/01/27	\$ 229,931,000	\$ -	\$ -	\$ -		\$ -	\$ -	\$ -	\$ -	\$ -	\$ -	\$ -	\$ -
Prince George's	6	High Point High LP - Replacement/Renovation PSC #16.085	C	LP	04/01/27	\$ -	\$ -	\$ -	\$ -		\$ -	\$ -	\$ -	\$ -	\$ -	\$ -	\$ -	\$ -
Prince George's	7	High Point High C - Replacement/Renovation - Design Services PSC #16.085	B	F	04/01/27	\$ 258,539,000	\$ 9,080,000	\$ -	\$ -		\$ -	\$ -	\$ -	\$ -	\$ -	\$ -	\$ -	\$ -
Prince George's	8	New International High LP - New PSC #16.	B	LP	04/01/29	\$ 43,471,000	\$ -	\$ -	\$ -		\$ -	\$ -	\$ -	\$ -	\$ -	\$ -	\$ -	\$ -

Notes: 1) The Net State Funding is set at the 1st year of funding approval. \$ Amounts may be estimates. 2) LP is approved in December only if construction funding is recommended.



FY 2024 Capital Improvement Program Summary of 75% Recommendation Details by Project

LEA	Priority	Project Name	Funding Status (inc. recommended approvals)	Request Type	Anticipated Bid Date	Total Estimated Project Cost	FY 2024 Request	Net State Funding	Prior Year Funding	Staff Recommendation for LP And/Or Design Approvals	Recommended 75% New Authorization 12/8/22	Projected Recommendation 90% New Authorization 3/1/23	Projected Recommendation 100% New Authorization 5/1/23	Projected Recommendation Total New Authorization	Projected Recommendation Prior Year Appropriations (State & LEA) 5/1/23	Projected Recommendation Prior Year EGRC 5/1/23	IAC Staff Recommendation EGRC 5/1/23	Total 100% IAC Staff Recommendation Allocation from All Sources
A	B	C	D	E	F	G	H	I	J	K	L	M	N	O	P	Q	R	S
Prince George's	9	Woodridge Elementary SR - HVAC PSC #16.052	B	F	03/01/23	\$ 7,941,000	\$ 3,650,000	\$ -	\$ -		\$ -	\$ -	\$ -	\$ -	\$ -	\$ -	\$ -	\$ -
Prince George's	10	Thomas Johnson Middle LP - Limited Renovation PSC #16.229	B	LP	04/01/24	\$ 31,985,000	\$ -	\$ -	\$ -		\$ -	\$ -	\$ -	\$ -	\$ -	\$ -	\$ -	\$ -
Prince George's	11	Berwyn Heights Elementary School LP - Limited Renovation PSC #16.220	B	LP	04/01/24	\$ 16,629,000	\$ -	\$ -	\$ -		\$ -	\$ -	\$ -	\$ -	\$ -	\$ -	\$ -	\$ -
Prince George's Total						\$ 1,052,349,000	\$ 72,218,000	\$ 131,979,000	\$ 47,511,000		\$ 24,743,328	\$ 5,800,644	\$ 3,303,942	\$ 33,847,914	\$ 8,379,438	\$ 170,815	\$ 8,000,000	\$ 50,398,167
Queen Anne's	1	Kent Island High SR - Roof PSC #17.023	U	F	02/01/23	\$ 9,785,000	\$ 4,845,000	\$ 4,990,350	\$ -		\$ 1,087,930	\$ 726,750	\$ 484,500	\$ 2,299,180	\$ 2,197,285	\$ -	\$ -	\$ 4,496,465
Queen Anne's	2	Centreville Middle C - Modernization PSC #17.004	B	F	09/15/25	\$ 41,972,568	\$ 1,841,000	\$ -	\$ -		\$ -	\$ -	\$ -	\$ -	\$ -	\$ -	\$ -	\$ -
Queen Anne's	3	Kennard Elementary SR - Fire Safety PSC #17.012	B	F	03/01/24	\$ 282,500	\$ 145,500	\$ -	\$ -		\$ -	\$ -	\$ -	\$ -	\$ -	\$ -	\$ -	\$ -
Queen Anne's Total						\$ 52,040,068	\$ 6,831,500	\$ 4,990,350	\$ -		\$ 1,087,930	\$ 726,750	\$ 484,500	\$ 2,299,180	\$ 2,197,285	\$ -	\$ -	\$ 4,496,465
St. Mary's	1	Lettie Marshall Dent Elementary LP - Limited Renovation PSC #18.017	A	LP	02/01/23	\$ -	\$ -	\$ -	\$ -	LP	\$ -	\$ -	\$ -	\$ -	\$ -	\$ -	\$ -	\$ -
St. Mary's	2	Lettie Marshall Dent Elementary C - Limited Renovation PSC #18.017	A	F	01/01/23	\$ 22,927,000	\$ 3,073,000	\$ 12,374,000	\$ -		\$ 559,092	\$ 1,522,997	\$ 372,729	\$ 2,454,818	\$ 618,182	\$ -	\$ -	\$ 3,073,000
St. Mary's	3	Great Mills High SR - Roof - Design PSC #18.020	A	F	09/01/23	\$ 8,086,000	\$ 4,353,000	\$ 4,353,000	\$ -		\$ 1,318,750	\$ 59,500	\$ 589,250	\$ 1,967,500	\$ -	\$ -	\$ -	\$ 1,967,500
St. Mary's	4	Piney Point Elementary SR - HVAC - Design PSC #18.027	B	F	09/01/23	\$ 11,141,000	\$ 5,897,000	\$ -	\$ -		\$ -	\$ -	\$ -	\$ -	\$ -	\$ -	\$ -	\$ -
St. Mary's	5	Benjamin Banneker Elementary SR - Chiller/Controls PSC #18.005	B	F	09/01/23	\$ 561,690	\$ 302,412	\$ -	\$ -		\$ -	\$ -	\$ -	\$ -	\$ -	\$ -	\$ -	\$ -
St. Mary's	6	Lexington Park Elementary SR - Chiller/Controls PSC #18.021	B	F	09/01/23	\$ 405,270	\$ 218,196	\$ -	\$ -		\$ -	\$ -	\$ -	\$ -	\$ -	\$ -	\$ -	\$ -

Notes: 1) The Net State Funding is set at the 1st year of funding approval. \$ Amounts may be estimates. 2) LP is approved in December only if construction funding is recommended.



FY 2024 Capital Improvement Program Summary of 75% Recommendation Details by Project

LEA	Priority	Project Name	Funding Status (inc. recommended approvals)	Request Type	Anticipated Bid Date	Total Estimated Project Cost	FY 2024 Request	Net State Funding	Prior Year Funding	Staff Recommendation for LP And/Or Design Approvals	Recommended 75% New Authorization 12/8/22	Projected Recommendation 90% New Authorization 3/1/23	Projected Recommendation 100% New Authorization 5/1/23	Projected Recommendation Total New Authorization	Projected Recommendation Prior Year Appropriations (State & LEA) 5/1/23	Projected Recommendation Prior Year EGRC 5/1/23	IAC Staff Recommendation EGRC 5/1/23	Total 100% IAC Staff Recommendation Allocation from All Sources
A	B	C	D	E	F	G	H	I	J	K	L	M	N	O	P	Q	R	S
St. Mary's	7	Mechanicsville Elementary SR - Chiller/Controls PSC #18.014	B	F	09/01/23	\$ 272,550	\$ 146,740	\$ -	\$ -		\$ -	\$ -	\$ -	\$ -	\$ -	\$ -	\$ -	\$ -
St. Mary's	8	White Marsh Elementary SR - Chiller/Controls PSC #18.016	B	F	09/01/23	\$ 343,650	\$ 185,020	\$ -	\$ -		\$ -	\$ -	\$ -	\$ -	\$ -	\$ -	\$ -	\$ -
St. Mary's	9	Chopticon High LP - Limited Renovation PSC #18.019	B	LP	11/01/24	\$ 73,317,000	\$ -	\$ -	\$ -		\$ -	\$ -	\$ -	\$ -	\$ -	\$ -	\$ -	\$ -
St. Mary's	10	Chopticon High C - Limited Renovation PSC #18.019	B	F	11/01/24	\$ 73,317,000	\$ 1,722,000	\$ -	\$ -		\$ -	\$ -	\$ -	\$ -	\$ -	\$ -	\$ -	\$ -
St. Mary's Total						\$ 190,371,160	\$ 15,897,368	\$ 16,727,000	\$ -		\$ 1,877,842	\$ 1,582,497	\$ 961,979	\$ 4,422,318	\$ 618,182	\$ -	\$ -	\$ 5,040,500
Talbot	1	Chapel District Elementary C - Renovation PSC #20.006	C	LP	03/04/24	\$ -	\$ -	\$ -	\$ -		\$ -	\$ -	\$ -	\$ -	\$ -	\$ -	\$ -	\$ -
Talbot	2	Chapel District Elementary C - Renovation PSC #20.006	A	F	03/01/24	\$ 27,093,000	\$ 1,105,000	\$ 10,379,000	\$ -	Design	\$ 928,450	\$ -	\$ 54,550	\$ 983,000	\$ -	\$ -	\$ -	\$ 983,000
Talbot	3	White Marsh Elementary SR - Roof PSC #20.007	A	F	03/01/24	\$ 1,878,000	\$ 891,000	\$ 891,000	\$ -		\$ 668,250	\$ 133,650	\$ 89,100	\$ 891,000	\$ -	\$ -	\$ -	\$ 891,000
Talbot Total						\$ 28,971,000	\$ 1,996,000	\$ 11,270,000	\$ -		\$ 1,596,700	\$ 133,650	\$ 143,650	\$ 1,874,000	\$ -	\$ -	\$ -	\$ 1,874,000
Washington	1	E. Russell Hicks Middle School SR - Chillers/Cooling Tower PSC #21.038	A	F	01/08/24	\$ 2,690,000	\$ 1,864,000	\$ 1,864,000	\$ -		\$ 1,398,000	\$ 186,400	\$ 279,600	\$ 1,864,000	\$ -	\$ -	\$ -	\$ 1,864,000
Washington	2	Clear Spring Elementary SR - Boilers PSC #21.042	A	F	01/08/24	\$ 821,000	\$ 569,000	\$ 569,000	\$ -		\$ 426,750	\$ 56,900	\$ 85,350	\$ 569,000	\$ -	\$ -	\$ -	\$ 569,000
Washington	3	Pleasant Valley Elementary SR - HVAC PSC #21.002	A	F	01/08/24	\$ 3,136,000	\$ 2,173,000	\$ 2,173,000	\$ -		\$ 1,629,750	\$ 217,300	\$ 325,950	\$ 2,173,000	\$ -	\$ -	\$ -	\$ 2,173,000
Washington	4	Eastern Elementary SR - Boilers/Chiller PSC #21.045	A	F	01/08/24	\$ 1,609,000	\$ 1,115,000	\$ 1,115,000	\$ -		\$ 836,250	\$ 111,500	\$ 167,250	\$ 1,115,000	\$ -	\$ -	\$ -	\$ 1,115,000
Washington	5	Springfield Middle SR - Electrical Distribution System PSC #21.009	A	F	01/08/24	\$ 1,078,000	\$ 747,000	\$ 747,000	\$ -		\$ 560,250	\$ 74,700	\$ 112,050	\$ 747,000	\$ -	\$ -	\$ -	\$ 747,000
Washington	6	Hancock Middle/High SR - Electrical Distribution System PSC #21.025	B	F	01/08/24	\$ 1,927,000	\$ 1,335,000	\$ -	\$ -		\$ -	\$ -	\$ -	\$ -	\$ -	\$ -	\$ -	\$ -

Notes: 1) The Net State Funding is set at the 1st year of funding approval. \$ Amounts may be estimates. 2) LP is approved in December only if construction funding is recommended.



FY 2024 Capital Improvement Program Summary of 75% Recommendation Details by Project

LEA	Priority	Project Name	Funding Status (inc. recommended approvals)	Request Type	Anticipated Bid Date	Total Estimated Project Cost	FY 2024 Request	Net State Funding	Prior Year Funding	Staff Recommendation for LP And/Or Design Approvals	Recommended 75% New Authorization 12/8/22	Projected Recommendation 90% New Authorization 3/1/23	Projected Recommendation 100% New Authorization 5/1/23	Projected Recommendation Total New Authorization	Projected Recommendation Prior Year Appropriations (State & LEA) 5/1/23	Projected Recommendation Prior Year EGRC 5/1/23	IAC Staff Recommendation EGRC 5/1/23	Total 100% IAC Staff Recommendation Allocation from All Sources
A	B	C	D	E	F	G	H	I	J	K	L	M	N	O	P	Q	R	S
Washington	7	Smithsburg Middle SR - Electrical Distribution System PSC #21.008	B	F	01/08/24	\$ 1,426,000	\$ 988,000	\$ -	\$ -		\$ -	\$ -	\$ -	\$ -	\$ -	\$ -	\$ -	\$ -
Washington Total						\$ 12,687,000	\$ 8,791,000	\$ 6,468,000	\$ -		\$ 4,851,000	\$ 646,800	\$ 970,200	\$ 6,468,000	\$ -	\$ -	\$ -	\$ 6,468,000
Wicomico	1	Mardela Middle/High C - Renovation/Addition PSC #22.018	A	F	04/05/22	\$ 82,196,000	\$ 15,303,984	\$ 54,935,000	\$ 25,815,508		\$ 7,011,920	\$ -	\$ -	\$ 7,011,920	\$ -	\$ -	\$ -	\$ 7,011,920
Wicomico	2	Wicomico High SR - Roof PSC #22.009	A	F	11/05/22	\$ 14,248,000	\$ 5,652,783	\$ 7,923,804	\$ -		\$ 135,862	\$ -	\$ -	\$ 135,862	\$ 781,942	\$ -	\$ 1,000,000	\$ 1,917,804
Wicomico	3	Fruitland Primary C - Replacement PSC #22.016	C	LP	09/01/24	\$ 86,415,000	\$ -	\$ -	\$ -		\$ -	\$ -	\$ -	\$ -	\$ -	\$ -	\$ -	\$ -
Wicomico	4	Parkside High SR - Roof PSC #22.001	C	F	12/01/22	\$ 12,900,000	\$ 11,692,000	\$ -	\$ -		\$ -	\$ -	\$ -	\$ -	\$ -	\$ -	\$ -	\$ -
Wicomico Total						\$ 195,759,000	\$ 32,648,767	\$ 62,858,804	\$ 25,815,508		\$ 7,147,782	\$ -	\$ -	\$ 7,147,782	\$ 781,942	\$ -	\$ 1,000,000	\$ 8,929,724
Worcester	1	Buckingham Elementary C - Replacement PSC #23.007	C	LP	06/11/26	\$ -	\$ -	\$ -	\$ -		\$ -	\$ -	\$ -	\$ -	\$ -	\$ -	\$ -	\$ -
Worcester	2	Buckingham Elementary C - Replacement - Design PSC #23.007	A	F	06/11/26	\$ 75,196,596	\$ 1,494,000	\$ 17,063,000	\$ -	Design	\$ 1,044,600	\$ 49,400	\$ -	\$ 1,094,000	\$ -	\$ -	\$ 400,000	\$ 1,494,000
Worcester	3	Snow Hill Middle School / Cedar Chapel Special School SR - Roof - Design Services PSC #23.009/013	A	F	01/11/24	\$ 4,039,700	\$ 59,500	\$ 59,500	\$ -	Design	\$ 59,500	\$ -	\$ -	\$ 59,500	\$ -	\$ -	\$ -	\$ 59,500
Worcester Total						\$ 79,236,296	\$ 1,553,500	\$ 17,122,500	\$ -		\$ 1,104,100	\$ 49,400	\$ -	\$ 1,153,500	\$ -	\$ -	\$ 400,000	\$ 1,553,500
Statewide Contingency	1	Statewide Contingency C - Reserve Fund				\$ -	\$ -	\$ -	\$ -		\$ -	\$ -	\$ 3,493,850	\$ 3,493,850	\$ -	\$ -	\$ -	\$ 3,493,850
Reserved for DGS Consultant	2	Reserved for DGS Consultant Services				\$ -	\$ -	\$ -	\$ -		\$ -	\$ -	\$ 500,000	\$ 500,000	\$ -	\$ -	\$ -	\$ 500,000
Reserved for Emergency Repair Fund	3	Reserved for Emergency Repair Fund C - Reserve Fund				\$ -	\$ -	\$ -	\$ -		\$ -	\$ -	\$ 451,600	\$ 451,600	\$ -	\$ -	\$ -	\$ 451,600
Grand Total						\$ 4,216,460,142	\$ 841,299,833	\$ 1,040,332,069	\$ 207,464,298		\$ 210,000,000	\$ 42,000,000	\$ 28,000,000	\$ 280,000,000	\$ 21,372,070	\$ 30,438,059	\$ 34,342,514	\$ 366,152,643

Notes: 1) The Net State Funding is set at the 1st year of funding approval. \$ Amounts may be estimates. 2) LP is approved in December only if construction funding is recommended.

Item 5. Anne Arundel County Public Schools - Old Mill South Middle School Rescission of LP, Approval of Cost per Square Foot Increase, and BTL Funding Allocation

Motion:

IAC approval to:

1. Rescind Local Planning (LP) approval of Old Mill Middle School South (PSC 02.133) from the FY 2023 Capital Improvement Program (CIP).
2. Approve the request to change the Maximum State Construction Allocation for Old Mill Middle School South by adjusting the FY 2023 Cost Per Square Foot under COMAR 14.39.02.07C. from \$358/sf to \$380/sf as reflected in the presented project worksheet.
3. Approve the Built to Learn (BTL) funding request for Old Mill Middle School South with a total State funding allocation of \$31,149,000.

Background Information:

The Old Mill Middle School South (PSC 02.133) replacement project received LP approval in the FY 2023 CIP. The project was bid in February 2022, and has been under construction since April 2022 with an anticipated completion date of June 2024. The replacement school has a projected enrollment of 536 students and a proposed State Rated Capacity of 1,199.

On August 11, 2022 Anne Arundel County Public Schools (AACPS) submitted a funding request for the Old Mill Middle School South replacement project under the BTL program. On November 8, 2022, AACPS formally requested an adjustment in the FY 2023 building cost per square foot under the Maximum State Allocation per COMAR 14.39.02.07C.

IAC staff have reviewed the request and detailed justifications for each COMAR requirement, in addition to the back up documentation provided by AACPS, and recommend that the IAC approve the requested project cost increase.

Summary of AACPS Justifications of the requirements per COMAR 14.39.02.07C:

14.39.02.07C(1)(a): Project has critical impact on the LEA's budget.

The Old Mill Middle School South Replacement is a critical component of the Old Mill Master Plan, which includes 7 schools including four located on the same site complex.

14.39.02.07C(1)(b): LEA has taken reasonable actions to reduce construction costs.

- Use of prototype designs
- Scope management
- Selection of materials to lower the life cycle cost of the building
- Use of bid alternates
- Construction estimating at Design Development and Construction Document levels
- Onboarding of Construction Management firms during design

14.39.02.07C(1)(c): Construction costs have resulted from exceptional circumstances different from those that confront most projects in the State or region.

Because it was forward funded in order to maintain the Master Plan sequence schedule of construction and school opening dates, the Maximum State Construction Allocation for Old Mill Middle School South was set at the FY 2023 value of \$358/GSF. Recent industry source estimates and AACPS bids on similar projects support the reasonableness of a \$380/sf construction costs.

Considerations per 14.39.02.07C(2): The State Superintendent of Schools determines that:

(a) The educational impact of the project extends beyond the school and its immediate community. Due to the extensive and interconnected nature of the Old Mill Master Plan phasing, completion of the Old Mill Middle South replacement project is essential to start the remaining four replacement facilities that will be submitted in FY 2024 and future CIP requests. Completion of the Old Mill Master Plan projects will solve many existing educational deficiencies in the current Old Mill Complex and address increased enrollment throughout several feeder clusters in Anne Arundel County.

(b) There are no alternatives to resolving the educational facility problem that the project addresses. The current Old Mill Complex houses three interconnected open space classroom environments (Old Mill Middle School South, Old Mill Middle School North, and Old Mill High School) and serves over 4,000 students. This complex has reached the end of its useful life and failure to proceed with this project will have a direct impact on the instruction of current and future middle and high school students who attend schools in the Old Mill Cluster.

Staff of the Office of School Facilities, Maryland State Department of Education (MSDE) have determined these justifications to be acceptable.

Built to Learn (BTL) Approval:

The Built to Learn (BTL) Act of 2020 became effective February 12, 2021. The Act authorizes the Maryland Stadium Authority (MSA) to sell revenue bonds to fund up to \$2.2 billion in school construction projects approved on a rolling basis by the IAC. Currently, based upon information from MSA, the IAC will base its approval on total estimated available funding of \$1.7 billion until such time as the final available amount can be determined based upon available debt service payments to support the bonds.

AACPS Old Mill Middle School South as shown in the table below has been identified as an appropriate candidate. The project has been fully scoped with approved educational specifications and budget, was forward funded by the LEA, and is currently under construction. IAC staff recommend approval of the project as presented for funding through the BTL program.

LEA	Project	Funding Source(s)	Estimated Maximum State Share of Eligible Construction Cost	BTL Allocation
Anne Arundel	Old Mill Middle School South (PSC 02.133)	BTL	\$31,149,000	\$31,149,000
Total			\$31,149,000	\$31,149,000

Anne Arundel has an estimated BTL available amount of \$212,500,000 (based upon total estimated program availability of \$1.7 billion) with current allocations to 4 projects totaling \$131,443,000. If this recommendation is approved, an estimated balance of \$49,908,000 will remain. Additional information about the Built to Learn program and currently approved allocations is available on the [IAC's Built to Learn website page](#).



**STATE OF MARYLAND - CAPITAL IMPROVEMENT PROGRAM / BUILT TO LEARN
COMPUTATION SUPPLEMENTAL WORKSHEET FOR ESTIMATING THE STATE ALLOCATION**
(Amounts rounded to the nearest 1,000)

PSC No.:	02.133		Priority #	1 (D & F)
Project Type:	Replacement	Old Mill Middle South	CIP and/ or BTL	BTL

GROSS AREA BASELINE in GSF	Educ. Type	Eligible Enrollment*	GSF per student**	Total GSF	Construction Cost	State Share
	Middle	536	145.00	= 77,720		50%
	Special ED Middle	20	35.00	= 700		
				78,420		
50% GSF Above GAB				* 39,210		

ADDITION						
New GSF	78,420	x	380.00	=	29,800,000	14,900,000
GSF Above GAB Per Statute	39,210		380.00	=	14,900,000	7,450,000
Cooperative-Use Space (GSF)	3,000	x	380.00	=	1,140,000	570,000
Site Development		x	19%	=	8,710,000	4,355,000
Design Cost		x	10%	=	5,455,000	2,728,000
Furniture and Fixtures		x	5%	=	2,292,000	1,146,000
					62,297,000	31,149,000

RENOVATION						
Age of Structure	Construction Year	GSF to be Renovated	GSF	Percentage to be Covered	Cost	
40 & older		x	380.00	x 100%	=	0
31-39		x	380.00	x 85%	=	0
26-30		0 x	380.00	x 75%	=	0
21-25		0 x	380.00	x 65%	=	0
16-20		0 x	380.00	x 50%	=	0
0-15		0 x	380.00	x 0%	=	0
		0				0
Cooperative-Use Space (GSF)		x	380.00			0
Site Development			5%			0
Design Cost			10%			0
Furniture, Fixtures and Equipment			5%			0
						0

TOTAL COST					62,297,000	31,149,000
-------------------	--	--	--	--	-------------------	-------------------

Less Prior State Funds for Related Projects

MAXIMUM STATE CONSTRUCTION ALLOCATION						31,149,000
--	--	--	--	--	--	-------------------

Less CIP Allocations for the Project

Date Approved: Fiscal Year: 1900

ADJUSTED MAXIMUM STATE CONSTRUCTION ALLOCATION						0
---	--	--	--	--	--	----------

Less CIP Allocations for the Project

Date Approved: Fiscal Year: 1900

Less other State funding program allocations for the project

Date Approved: 12/8/2022 Fiscal Year: 2024

BALANCE						31,149,000
----------------	--	--	--	--	--	-------------------

Additional Notes: The "Net State Funding" on this worksheet is an estimate of the maximum State allocation for this project, but may be reduced based on the costs of the approved contract(s), ineligible items, and change orders.

Date Planning Approved: N/A
Date Revised: 11/29/22

Project consists of replacement of 158,704 sf and demolish of the entire existing 159,635 gsf facility per CD Submission.
Project bid 2/20.



November 8, 2022

Mr. Alex Donahue, JD
Acting Executive Director
Interagency Commission on School Construction
200 W. Baltimore Street
Suite 200
Baltimore, MD 21021

**RE: 02.133 Old Mill South Middle School
Built to Learn Funding and Maximum Cost per Gross Square Foot Adjustment Request**

Mr. Donahue:

In accordance with Built to Learn (BTL) Funding procedures and *COMAR 14.39.02.07 Changes to the Maximum State Construction Allocation*, Anne Arundel County Public Schools is requesting BTL funding approval and an adjustment in the FY23 cost per square foot for the Old Mill Middle South Replacement Project (PSC. No. 02.133.23). The requested building cost per SF without site is \$380 and is represented by bid results, see attached.

Below are responses to the required elements noted in BTL funding procedures and COMAR 14.39.02.07.C.1 and 2.

IAC and BTL Funding Procedures

Anne Arundel County Public Schools is requesting that the Old Mill Middle School South project be submitted for approval as a BTL project using the attached IAC Form 102. As a condition precedent to BTL Funding and as stipulated by IAC staff, Anne Arundel County is requesting that the FY23 Local Planning approval for Old Mill Middle School South be rescinded.

14.39.02.07.C(1)(a)- Project has critical impact on the LEA's budget:

The Old Mill Middle School South Replacement is a critical component of the Old Mill Master Plan that was reviewed by the IAC staff in June 2020, see attached feasibility study waiver request. The Old Mill Site Complex consists of the following existing schools:

- Old Mill Middle School North
- Old Mill Middle School South
- Old Mill High School
- Center of Applied Technology North (CAT-North).

In addition, Quarterfield Elementary School, Rippling Woods Elementary School, and Old Mill West High School were included in the study.

Due to the extensive and interconnected nature of the master plan phasing, completion of the Old Mill Middle School South replacement project is a condition precedent to starting the remaining four replacement facilities that will be submitted in FY24 and future CIP requests (Old Mill Middle School North, Old Mill High School, and CAT-North). Completion of the Old Mill Master Plan projects will solve many existing deficiencies in the current Old Mill Complex and address increased enrollment projects throughout several feeder clusters in Anne Arundel County.

14.39.02.07.C(1)b LEA has taken reasonable actions to reduce construction costs

As is typical with all Anne Arundel County projects, our staff has taken measures to reduce construction costs. These measures include:

- Use of prototype designs
- Scope management
- Adherence to AACPS design standards
- MSDE and DGS design reviews
- Selection of qualified and experienced architects, engineers, and construction managers
- Monitoring the gross square footage of the building throughout design
- Selection of materials to lower the life cycle cost of the building
- Use of bid alternates
- Spacing of bid opening dates
- Construction estimating at DD and CD levels
- On boarding of Construction Management firms during design
- Bidder outreach

14.39.02.07.C(1)b Construction costs have resulted from exceptional circumstances different from those that confront most projects in the State or region.

Due to the unique and interconnected nature of the Old Mill Master Plan phasing, Old Mill South Middle School was forward funded to maintain the Master Plan sequence of construction and schedule. Forward funded projects are defined by COMAR 14.39.01.01.B.14. as projects that proceed with bidding and construction using local funds prior to receiving state funding approval. By using this method, AACPS can efficiently construct projects to open new school facilities according to the school calendar and the master plan sequence of construction.

Maximum state construction allocation rules for forward funded projects are defined in COMAR 14.39.02.06.M. The maximum state construction allocation for Old Mill Middle School South was set at the FY23 \$/GSF value of \$358 and was approved by the IAC on July 8, 2021. This funding level was representative of market conditions between July 1, 2019 and July 2020 where the annualized inflation was roughly 2%, but was not representative of the higher inflationary environment and bid results obtained by Anne Arundel County in the Spring of 2022. Meeting minutes from the July 8, 2021 meeting highlighted the reality that national and regional building cost indices signaled increased volatility in pricing beyond what economists had predicted, and members expressed their concern of continued pricing pressure on construction costs in the upcoming fiscal year. In response, Executive Director Gorrell explained that the cost per square foot can be adjusted as necessary to meet the needs of the project and that IAC staff would continue to monitor market trends and recommend additional adjustments as necessary, see attached meeting minutes for reference. During this meeting, the Commission voted to increase the maximum state allocation higher than the number previously established at the April 29 meeting. The revised number approved in July 2021 was 5% above the FY21 number.

Between February and March of 2022, Anne Arundel County Public Schools bid two construction projects representing approximately 245,000 GSF. The average building construction cost was \$394/GSF, see attached bid result summary. Anne Arundel County's partial bid results represent:

- a 15% increase from the FY22 maximum allocation of \$341/GSF,
- a 10% increase from the FY23 maximum allocation of \$358/GSF
- and a 2% increase above the FY24 maximum allocation of \$385/GSF

This construction cost increase experienced on the Old Mill Middle School South project in the Spring of 2022 is consistent with data from other industry resources including Engineering News Record (ENR). ENR's Building Cost Index (BCI), from July 2022 noted a 13.5% increase in construction costs on an annual basis, see attached report from July 2022. The BCI is widely used throughout the construction industry to evaluate changes and market conditions for skilled labor projects. A chart illustrating the BCI trend from June 2019 to present is also included in the attachments. The graph shows a clear upward cost trend following the establishment of the FY23 maximum state allocation at the July 8, 2021 meeting.

Considerations per 14.39.02.07.C(2) The State Superintendent of Schools determines that:

14.39.02.07.C(2)a The educational impact of the project extends beyond the school and its immediate community.

Due to the extensive and interconnected nature of the Old Mill Master Plan phasing, completion of the Old Mill Middle South replacement project is essential to start the remaining four replacement facilities that will be submitted in FY24 and future CIP requests. Completion of the Old Mill Master Plan projects will solve many existing educational deficiencies in the current Old Mill Complex and address increased enrollment throughout several feeder clusters in Anne Arundel County.

14.39.02.07.c(2)b There are no alternatives to resolving the educational facility problem that the project addresses.

The current Old Mill Complex houses three interconnected open space classroom environments in Anne Arundel County (Old Mill Middle School South, Old Mill Middle School North, and Old Mill High School) and serves over 4000 students. This complex has reached the end of its useful life and failure to proceed with this project will have a direct impact on the instruction of current and future middle and high school students who attend schools in the Old Mill Cluster. The master plan that was approved by IAC staff in June 2020 determined that there are no alternatives to resolving the educational problems that this project addresses.

Staff members from Anne Arundel County Public Schools are available to work with members of the IAC staff to proceed with this project using the requested cost per square foot. The Old Mill Middle School South Replacement project was submitted as a BTL project in the FY24 CIP. A copy of the 102 using the adjusted cost per square foot of \$380 is attached for IAC approval.

We hope this letter will serve to adequately address the requirements of COMAR 14.39.02.07.C. If you have any additional questions, please reach out to me at 443-770-5220.

Respectfully Submitted,



Kyle Ruef, PE, PMP, CCM
Director of Facilities

Enclosure (4)

KIR/kml

Cc: Casandra Viscarra, IAC (E-Mail)
Jamie Bridges, IAC (E-Mail)
Arabia Davis, IAC (E-Mail)
Gricel Munoz, IAC (E-Mail)
Gene Shanholtz, CDT, IAC (E-Mail)
Graham Twibell, GISP, IAC (E-Mail)
Matthew Stanski, AACPS (E-Mail)
Sandy Hughes, AACPS (E-Mail)

INTERAGENCY COMMISSION ON SCHOOL CONSTRUCTION



LARRY HOGAN
GOVERNOR

KAREN B. SALMON, PhD.
CHAIRPERSON

ROBERT A. GORRELL
EXECUTIVE DIRECTOR

200 WEST BALTIMORE STREET
BALTIMORE, MD 21201
410-767-0617

IAC.MARYLAND.GOV

IAC.PSCP@MARYLAND.GOV

June 2, 2020

Dr. George Arlotto Superintendent
Anne Arundel County Public Schools
2644 Riva Road
Annapolis, MD 21401

Dear Dr. Arlotto,

The Designees for the Interagency Commission on School Construction (IAC) reviewed the waiver request of the feasibility study requirement for the Old Mill Site Complex received on March 19, 2020. The Old Mill Site Complex consists of these existing schools: Old Mill Middle School North, Old Mill Middle School South, Old Mill High School (OMHS) and the Center of Applied Technology North (CAT-North). Two elementary schools, Quarterfield and Rippling Woods were also included in the study. A new high school, Old Mill West is part of this complex and is proposed to be sited on the Papa John's Farm property.

Due to the extensive and interconnected nature of this endeavor, a master plan for the Complex, dated September 2, 2016 was initiated by Anne Arundel County Public Schools and prepared by Grimm + Parker architects. The study was included with the waiver request. The 600,000 gross square foot facility includes OMHS, and the two middle schools. The building maintenance, food services and mechanical systems are shared by all three. In order to accomplish the siting of the new CAT-North building and maintain student occupancy for all associated schools a detailed phasing plan was recommended. The study proposed locating the new CAT- North facility on the OMHS grounds, demolishing the OMHS building.

The Designees agree that the study included all essential components of a feasibility study and the waiver is granted. The IAC and their designees encourage fiscally sustainable facilities that fully support 21st-century learning environments. The Designees agree that new buildings will solve many existing deficiencies in the current complex and address increased proposed enrollment projections.

The support of the Designees for this complex should not be construed as approval for the projects as CIP requests. The Old Mill West HS project was included in AACPS FY 2021 CIP submission as a request for local planning approval. The request was deferred due to fiscal constraints. The other projects are expected to be included in future CIP submissions.

The scope of work that may be recommended by the IAC for local planning approval and funding in a future capital budget will be based on the then-current enrollment projections, capacities at adjacent schools, and the applicable Gross Area Baselines. The Educational Specifications submittal must include a completed Total Cost of Ownership (TCO) analysis using the TCO Comparison Tool available on the IAC's website at [http://iac.maryland.gov/Documents/IAC%20TCO%20Comparison%20Tool BETA 190906.xlsx](http://iac.maryland.gov/Documents/IAC%20TCO%20Comparison%20Tool%20BETA%20190906.xlsx).

Staff members within the Maryland State Department of Education are available to work with you to proceed with this project. Please contact Gloria Mikolajczyk at 410-767-0101 and Swapnil (Neil) Joshi at 410-767-0098 about schematic design meetings.

Sincerely,



Robert Gorrell
Executive Director

c: Lisa Seaman Crawford, AACPS
Mary Patz, AACPS
Kyle Ruef, AACPS
Alex Szachnowicz, AACPS
Michael Bayer, IAC/MDP
Clarence Felder, IAC/DGS
Swapnil Joshi, IAC/MSDE
Fred Mason III, IAC/MSDE
Gloria Mikolajczyk, IAC/MSDE

<i>School Name</i>	<i>Project Type</i>	<i>Bid Opening Date</i>	<i>Proposed Enrollment</i>	<i>Proposed SRC</i>	<i>IAC approved Sq. Ft.</i>	<i>Bldg. Cost w/o site</i>	<i>Bldg. Cost per SF w/o site</i>	<i>Bldg. Cost w/ site</i>	<i>Bldg. Cost per SF w/ site</i>	<i>% Increase w/ site</i>	<i>Square Foot per student</i>	<i>Cost per student</i>
Old Mill South MS- Replacement		February 2022	1040	1199	158,704	\$ 60,260,549	\$380	\$ 69,661,249	\$439	15.60%	132.36	\$ 58,099
West County ES - New		March 2022	506	598	87,090	\$ 35,616,678	\$409	\$ 41,367,246	\$475	16.15%	145.64	\$ 69,176
												\$ -
					245,794	\$ 95,877,227	\$394	\$ 111,028,495	\$0	15.80%	139.00	\$ 63,638

**Old Mill South Middle
 Bid Results- February 17, 2022**

Package	Building	Site	Building Cost with Site
2A		\$ 9,400,700.00	\$ 9,400,700.00
3A	\$ 2,432,980.00		\$ 2,432,980.00
4A	\$ 6,707,000.00		\$ 6,707,000.00
5A	\$ 8,068,000.00		\$ 8,068,000.00
6A	\$ 3,727,000.00		\$ 3,727,000.00
7A	\$ 3,249,000.00		\$ 3,249,000.00
8A	\$ 2,151,123.00		\$ 2,151,123.00
9A	\$ 3,161,000.00		\$ 3,161,000.00
9B	\$ 1,840,000.00		\$ 1,840,000.00
11A	\$ 610,000.00		\$ 610,000.00
12A	\$ 2,122,300.00		\$ 2,122,300.00
15A	\$ 12,406,000.00		\$ 12,406,000.00
16A	\$ 6,742,500.00		\$ 6,742,500.00
Building Controls	\$ 916,000.00		\$ 916,000.00
Asbestos	\$ 800.00		\$ 800.00
Construction Manager	\$ 6,126,845.96		\$ 6,126,845.96
Totals	\$ 60,260,548.96	\$ 9,400,700.00	\$ 69,661,248.96

projects under the Built to Learn program in order to facilitate projects that will improve the sufficiency of learning environments for Maryland's students.

Alex Donahue, Deputy Director for Field Operations, presented a projection of potential future Built to Learn projects. Alex noted that many of the presented projects require further development before they can be submitted for approval, but the presented forecast provides a general idea of future needs for the program.

Secretary McCord clarified that the use of an estimate of \$1.8 billion in available Built to Learn funding is a conservative number being used to ensure that funding for debt service is sufficient to support the bonds, although the legislation authorizes up to \$2.2 billion dollars of bond issuance. In response to questions from the Commission, Alex explained that each LEA is approaching their requests for Built to Learn funding differently, with some transferring requests for Capital Improvement Program (CIP) projects to the Built to Learn program while others are requesting projects that have not requested State CIP funding.

Upon a motion from Ms. Lawlah and a second by Ms. Eberhart, the IAC voted unanimously To approve the Fiscal Year 2022 Built to Learn projects as presented in this item with an estimated budget of \$37.898 million* and authorize staff to make budget adjustments based upon final project review and worksheet updates.

4. Adoption of FY 2023 and FY 2024 State Cost Shares – [Motion Carried]

Wanda Ascencio, Manager of Fiscal Services, reminded members that at their meeting in March the IAC staff presented the FY 2023 and FY 2024 State cost share calculations per the formula in COMAR 14.39.02.05. A decision on the State cost shares was postponed due to the potential for the cost shares to be impacted by legislation in Senate Bill 551. The legislation was subsequently enacted and requires that no LEA can receive a lower State cost share percentage than in FY 2022, holding harmless LEAs that would have received a decrease by the formula calculation. The proposed agenda item accordingly includes adoption of State cost shares at the higher of either their FY 2023 and FY 2024 calculated figure or their adopted FY 2022 State cost share.

Upon a motion by Ms. Eberhart and a second by Ms. Avara, the IAC voted unanimously to approve to adopt the Fiscal Year 2023 and Fiscal Year 2024 State Cost Share Percentages as presented in the item.

5. Revised FY 2023 State Cost per Square Foot for School Construction – [Motion Carried]

Wanda explained that on April 29, 2021 the IAC approved increasing the Statewide cost per square foot for school construction by 3.5% to \$353 per sf for building only. Since the IAC's approval, a review of national and regional building cost indices suggest increased volatility in pricing beyond what economists had predicted. As such, IAC staff recommend that the IAC revise the FY 2023 cost per square foot increase of 5% over the FY 2022 figure for a school construction cost of \$358 per square foot for building only. In response to questions from the Commission, Executive Director Gorrell explained that the cost per square foot can be adjusted as necessary to meet the needs of the project. IAC staff will continue to monitor market trends and recommend additional adjustments as necessary.

Upon a motion from Mr. Gibbons and a second by Secretary Churchill, the IAC voted unanimously to approve the revision of the FY 2023 Statewide per-square-foot (sf) school construction costs to \$358 per sf for building only (from \$353) and to \$426 per sf for building with site-development work (from \$421).

6. Adoption of CIP Instruction – [Motion Carried]

ENR's 20-city average cost indexes, wages and material prices. Historical data for ENR's 20 cities can be found at [ENR.com/economics](https://enr.com/economics)

Construction Cost Index

+7.6%
JULY 2022

ANNUAL INFLATION RATE

1913=100	INDEX VALUE	MONTH	YEAR
CONSTRUCTION COST	13167.84	+0.4%	+7.6%
COMMON LABOR	24560.73	0.0%	+1.3%
WAGE \$/HR.	47.18	0.0%	+1.3%

Building Cost Index

+13.5%
JULY 2022

ANNUAL INFLATION RATE

1913=100	INDEX VALUE	MONTH	YEAR
BUILDING COST	7950.39	+0.8%	+13.5%
SKILLED LABOR	11181.05	+0.1%	+3.3%
WAGE \$/HR.	61.74	+0.1%	+3.3%

Materials Cost Index

+1.6%
JULY 2022

MONTHLY INFLATION RATE

1913=100	INDEX VALUE	MONTH	YEAR
MATERIALS COST	5929.60	+1.6%	+27.9%
CEMENT \$/TON	167.30	+3.2%	+9.3%
STEEL \$/CWT	87.68	+1.6%	+38.6%
LUMBER \$/MBF	1226.44	+1.2%	+16.2%

The Construction Cost Index's annual escalation rose 7.6%, while the monthly component rose 0.4%.

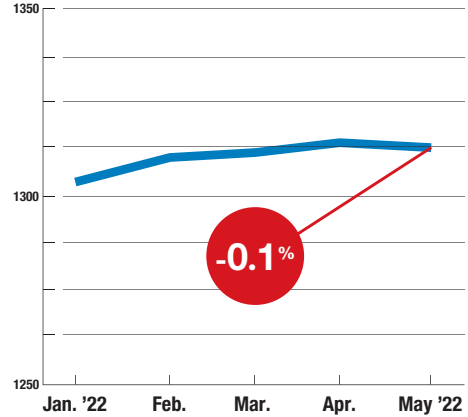
The Building Cost Index was up 13.5% on an annual basis, while the monthly component increased 0.8%.

The MCI rose 1.6% since last month, while the annual escalation rate increased 27.9%.

The dollar value of total construction put-in-place showed a seasonally adjusted monthly escalation rate of **-0.1%** in May, according to the U.S. Dept. of Commerce's seasonally adjusted data. On a yearly basis, total construction was 9.7% higher than in May 2021. Yearly private sector construction rose 13.2%, while public work fell 2.7%. Non-residential construction in the private market fell 0.4% over the past year, while public non-residential work fell 0.8%.

TOTAL CONSTRUCTION

Seasonally adjusted rate in (\$) billions



SOURCE: DEPT. OF COMMERCE

Non-Seasonally Adjusted Total Construction

686.94 2022 MAY | **618.99** 2021 MAY | **+4.0%** % CHG. MONTH | **+11.0%** % CHG. YEAR

CONSTRUCTION VALUE YEAR-TO-DATE, \$ BIL.	2022 MAY	2021 MAY	% CHG. MONTH	% CHG. YEAR
TOTAL PRIVATE	561.18	489.15	+2.7	+14.7
RESIDENTIAL BUILDINGS	360.44	295.54	+3.3	+22.0
LODGING	6.56	8.21	-0.4	-20.2
OFFICE	29.19	30.51	+2.5	-4.3
COMMERCIAL	39.90	34.86	+0.9	+14.4
HEALTH CARE	16.01	15.51	-0.7	+3.3
EDUCATIONAL	7.28	6.34	+3.7	+14.8
RELIGIOUS	1.10	1.23	+6.0	-10.7
AMUSEMENT AND RECREATION	5.26	4.99	+0.3	+5.4
TRANSPORTATION	5.71	6.09	+7.2	-6.3
COMMUNICATION	9.30	9.53	+1.7	-2.4
POWER	42.96	45.91	+0.6	-6.4
MANUFACTURING	36.70	29.80	+2.8	+23.1
TOTAL PUBLIC	125.76	129.84	+10.1	+3.1
RESIDENTIAL BUILDINGS	3.47	3.71	+2.3	-6.7
OFFICE	4.70	4.64	+5.0	+1.3
COMMERCIAL	1.33	1.60	+2.2	-16.4
HEALTH CARE	4.21	3.82	+3.9	+10.1
EDUCATIONAL	29.65	32.47	+9.0	-8.7
PUBLIC SAFETY	4.21	5.52	+4.7	-23.7
AMUSEMENT AND RECREATION	5.03	5.24	+5.6	-4.1
TRANSPORTATION	15.44	16.45	+9.4	-6.1
POWER	3.87	2.95	+7.4	+31.2
HIGHWAY AND STREET	31.90	32.41	+17.8	-1.6
SEWAGE AND WATER DISPOSAL	10.96	10.25	+7.5	+6.9
WATER SUPPLY	7.34	7.25	+9.1	+1.2
CONSERVATION AND DEVELOPMENT	3.29	2.96	-2.7	+11.3

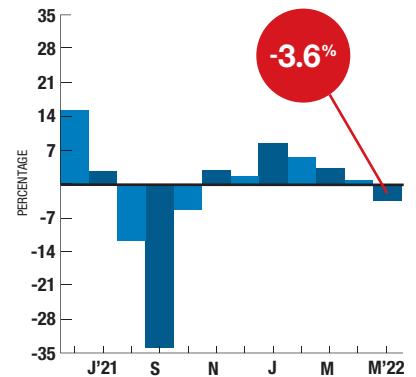
SOURCE: DEPT. OF COMMERCE. NON-SEASONALLY ADJUSTED CONSTRUCTION PUT-IN-PLACE. DETAILS MAY NOT ADD UP TO TOTAL SINCE ALL TYPES OF CONSTRUCTION ARE NOT SHOWN SEPARATELY.

Plywood prices fell 3.6% in May, following a 6.8% drop in April, according to the Bureau of Labor Statistics' producer price index. The annual index sits at -14.4%, a sharp drop from the previous month's -0.2%. Prices for the most popular species of 2x4s saw a drop of 15.7% from July 2021's level, while monthly prices experienced a 9.1% decrease, according to ENR's data. ENR's 20-city average monthly price for pine 2x4s decreased 6.1% in July, while prices for fir 2x4s experienced a 13.6% decrease in the same time period.

PRODUCER PRICE INDEX

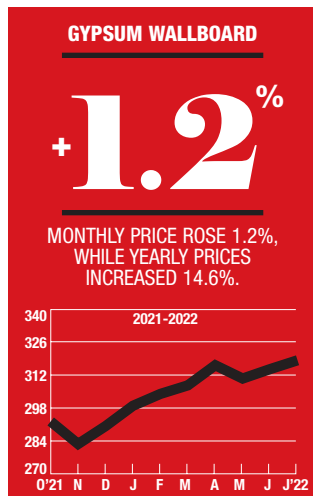
PLYWOOD

Monthly percentage change

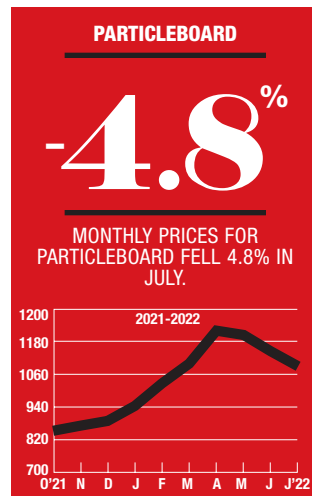


SOURCE: BUREAU OF LABOR STATISTICS

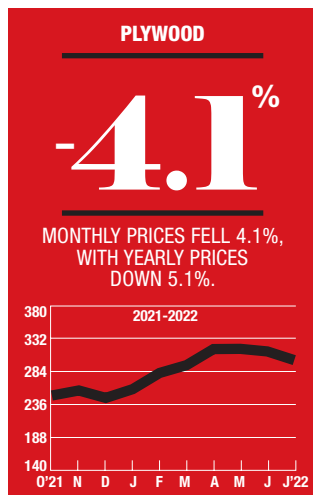
ENR's Materials Prices For July 2022



1992=100



1992=100



1992=100



1992=100

20-CITY AVERAGE

ITEM	UNIT	\$PRICE	%MONTH	%YEAR
2" X 4" S4S				
Pine	MBF	1544.64	-6.4	+13.7
Fir	MBF	670.42	-13.6	-15.4
Common	MBF	1079.11	-9.1	-15.7
2" X 6" S4S				
Common	MBF	1322.99	-8.1	-4.4
2" X 8" S4S				
Common	MBF	1095.13	-7.3	-13.2
2" X 10" S4S				
Common	MBF	1183.97	-5.6	-8.4
PLYWOOD				
5/8" Thick	MSF	1342.51	-4.1	-5.1
PLYFORM				
3/4" Thick	MSF	1819.93	-0.5	+13.2
PARTICLEBOARD: UNDERLAYMENT				
5/8" Thick	MSF	1215.38	-4.8	+14.3
GYPSUM BOARD: REGULAR				
1/2"	MSF	352.18	+1.2	+14.6
ROOFING INSULATION				
Unfaced	SF	8.54	+5.0	+12.1
WALL INSULATION				
Unfaced	SF	8.73	+4.6	+24.1

SOURCE: ENR

BLS PRODUCER PRICE INDEX: MAY

Item	Month	Price (1982=100)	%Month	%Year
Gypsum building products manufacturing	JUNE	380.0	+6.5	+22.1
Softwood Lumber	1982=100	455.4	+2.7	-21.7
Plywood	1982=100	356.8	-3.6	-14.4

As of April 2019, ENR is publishing BLS producer price index numbers for lumber products. SOURCE: BUREAU OF LABOR STATISTICS

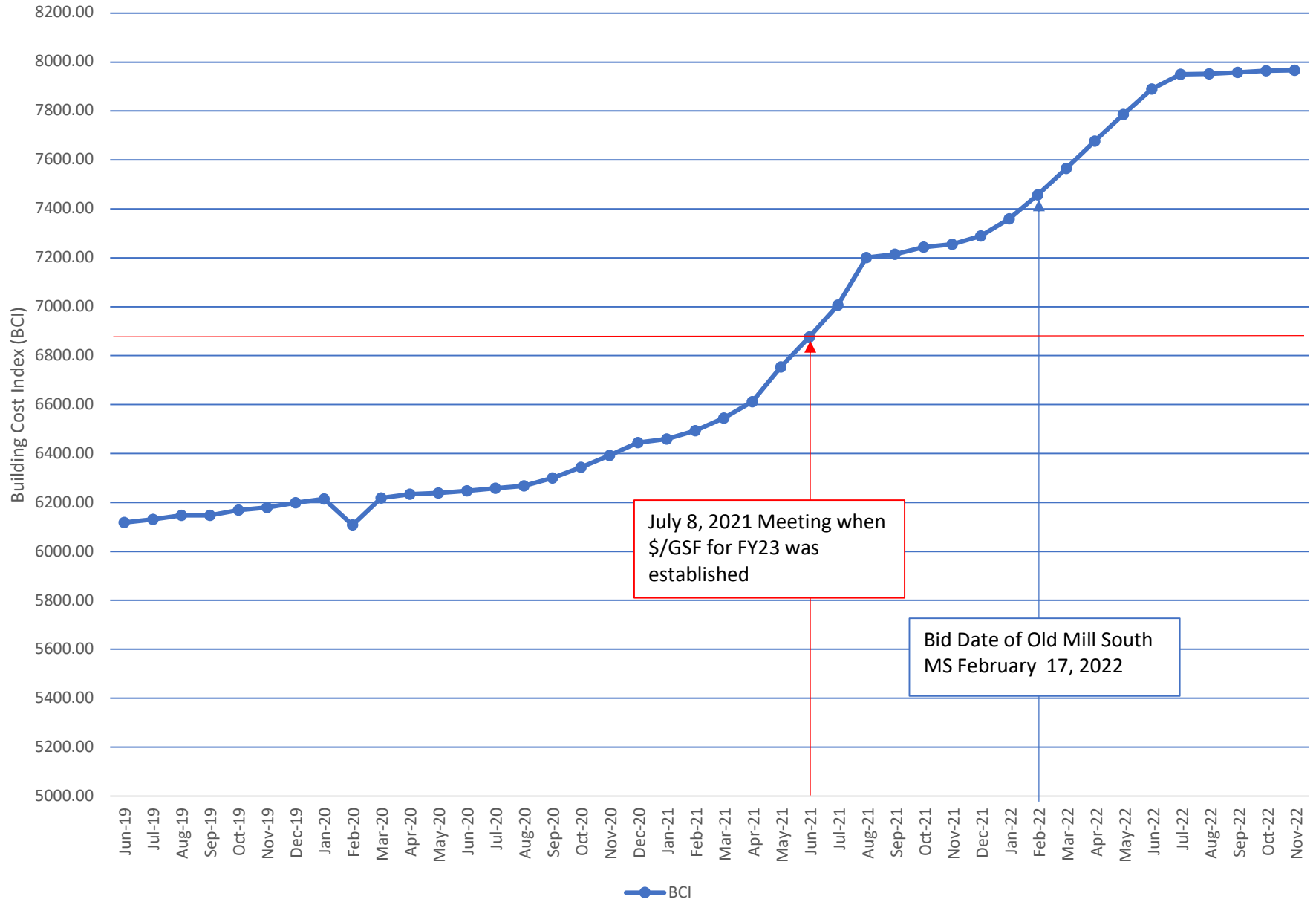
Lumber, Plywood, Plyform For July 2022

City prices reflect quotes from single sources and can be volatile. They are not meant to be the prevailing price for a city. Data are a mix of list and transaction prices and may include ENR estimates. Do not compare prices between locations. Use city information to analyze national trends.

ITEM	UNIT	ATLANTA	BALTIMORE	BIRMINGHAM	BOSTON	CHICAGO	CINCINNATI	CLEVELAND	DALLAS	DENVER	DETROIT
2" x 4" S4S											
PINE	MBF	1520.29	-1544.56	+1315.15	+1559.30	+1518.72	-1395.78	-1538.12	1495.86	— —	-1515.20
FIR	MBF	— —	— —	+694.90	— —	-720.95	503.59	480.00	— —	-795.33	578.54
COMMON	MBF	1250.38	-996.30	+1162.27	1245.56	-1200.64	-963.20	-988.10	1228.40	+1298.60	-904.34
2" x 6" S4S											
COMMON	MBF	1375.05	-1382.27	+1285.65	1351.70	1398.83	-1310.70	-1395.10	1325.29	+1415.92	-1408.22
2" x 8" S4S											
COMMON	MBF	1239.74	-1156.88	+1110.50	1218.92	1276.08	-927.94	-958.74	1220.66	+1196.19	-908.16
2" x 10" S4S											
COMMON	MBF	1228.62	-1377.20	+1209.76	1284.30	1357.55	-996.16	-958.40	1269.71	-1252.34	-1014.60
PLYWOOD											
5/8" THICK	MSF	+1345.91	-1477.18	1272.78	-1502.12	1298.74	-1233.44	-1261.20	1400.69	1415.48	-1240.40
PLYFORM											
3/4" THICK	MSF	+1602.45	-1915.00	1456.12	+1825.70	1505.96	-1777.50	-1696.25	1685.87	+1789.71	-1770.10
PARTICLEBOARD: UNDERLAYMENT											
5/8" THICK	MSF	+1214.63	-1312.36	1230.57	-1318.89	1098.41	-1239.75	-1198.02	1305.92	1340.00	-1266.16
GYPSUM BOARD: REGULAR											
1/2"	MSF	335.88	+382.16	298.25	371.26	350.00	311.80	-298.02	345.35	365.15	+358.80
ROOFING INSULATION											
UNFACED	SF	8.10	+10.21	7.99	8.68	8.53	+10.08	+9.85	+8.15	8.67	+9.98
WALL INSULATION											
UNFACED	SF	7.25	+11.05	6.67	8.18	7.72	+10.85	+11.15	+8.28	7.26	+10.98
ITEM	UNIT	KANSAS CITY	LOS ANGELES	MINNEAPOLIS	NEW ORLEANS	NEW YORK	PHILADELPHIA	PITTSBURGH	ST. LOUIS	SAN FRANCISCO	SEATTLE
2" x 4" S4S											
PINE	MBF	-1440.34	-878.38	-1308.06	1408.00	— —	— —	-1455.77	-1352.50	3498.00	+1514.72
FIR	MBF	600.37	-868.33	490.00	— —	-779.10	-762.68	450.00	641.25	-945.00	-746.21
COMMON	MBF	-1028.44	498.00	-1050.67	-1051.52	+1239.81	+1305.57	-1007.70	-1024.20	-945.00	+1193.45
2" x 6" S4S											
COMMON	MBF	-1488.40	-699.43	-1363.30	+1343.40	1420.35	1468.88	-1482.11	-1462.54	-835.00	1247.59
2" x 8" S4S											
COMMON	MBF	-929.66	891.00	-1186.67	+1087.78	1205.68	1256.51	-957.55	-904.03	-1105.00	1164.96
2" x 10" S4S											
COMMON	MBF	-921.92	1122.50	-1031.10	+1179.50	1291.25	1334.73	-992.86	-966.64	-1500.00	1390.18
PLYWOOD											
5/8" THICK	MSF	-1218.12	-1252.19	-1246.88	1340.96	1364.39	1397.60	-1417.81	-1262.40	-1469.00	+1432.86
PLYFORM											
3/4" THICK	MSF	2174.37	1850.00	-1936.88	+1448.00	+1591.15	+1529.73	-1955.63	-1905.60	3187.00	+1795.52
PARTICLEBOARD: UNDERLAYMENT											
5/8" THICK	MSF	-1238.22	+1093.13	-1297.40	1286.64	+1205.71	+1190.54	-1230.76	-1195.40	773.00	+1272.05
GYPSUM BOARD: REGULAR											
1/2"	MSF	+308.30	-374.37	+364.55	338.02	349.38	358.73	+394.18	310.20	+475.00	361.09
ROOFING INSULATION											
UNFACED	SF	+9.42	8.75	+9.55	7.91	8.00	+8.15	-9.70	+9.78	1.16	8.22
WALL INSULATION											
UNFACED	SF	+10.30	6.94	9.34	6.64	+8.11	+8.23	+10.12	+9.90	6.42	7.15

+ OR - DENOTES PRICE HAS RISEN OR FALLEN SINCE PREVIOUS REPORT. QUOTES ARE DELIVERED PRICES. SOME PRICES MAY INCLUDE TAXES OR DISCOUNTS. PRODUCT SPECIFICATION MAY VARY, DEPENDING ON WHAT IS MOST COMMONLY USED OR MOST ACCESSIBLE IN A CITY. QUANTITIES ARE GENERALLY TRUCKLOADS. RCP PIPE IS ASTM C76; 12 IN. AND 24 IN. ARE RUBBER-GASKET JOINTED, OTHERS ARE NON-CORRUGATED. CORRUGATED STEEL PIPE IS PLAIN GALVANIZED; 12 IN. IS 16 GAUGE, 36 IN. IS 14 GAUGE, 60 IN. IS 12 GAUGE. PE PIPE IS M252; PERFORATED AND CORRUGATED. PVC SEWER PIPE IS ASTM D-3034, SDR-35. PVC WATER PIPE IS C900, CL 150. DIP PIPE IS CL 150 WITH A PUSH-ON JOINT. COPPER WATER TUBING PIPE IS HARD AND INTERIOR DIAMETER, TYPE L.

Engineering News Record Building Cost Index June 2019 to Present (BCI)



PSC No. 02.133 **Did this project receive prior funding** No **FUNDING PROGRAM** _____ **CIP PROJECT** _____ **BUILD TO LEARN PROJECT** _____
LEA Anne Arundel **REQ EST TYPE** _____ **DESIGN \$\$** _____ **PLANNING** _____ **FUNDING** _____
SCHOOL NAME Old Mill Middle South **FY** 2024 **Date Submitted** 10/4/2022
ADDRESS 620 PATRIOT LANE, MILLERSVILLE, MD 21108 **PRIORITY** 1 **Revised Date** _____
PROJECT TYPE **NEW** _____ **ADDITION** _____ **REPLACEMENT** _____ **RENEWAL/RENOV.** _____ **LIMITED RENOVATION** _____
COOPERATIVE SE HIGH PERFORMANCE SCHOOL NUMBER _____ **PROTOTYPE DESIGN** _____ **COST SHARE % STATE** 50% **LOCAL** 50%
GRADES 6 8 **SRC** 1301
CURRENT FUNDING REQ EST \$31,367,000 **EXPECTED FIVE YEAR PROGRAM FUNDING REQ ESTS**
TOTAL PRIOR STATE FUNDS \$0
DATE PLANNING APPROVED 5/2021

EXPECTED FIVE YEAR PROGRAM FUNDING REQ ESTS										TOTAL
FY2025	\$0	FY2026	\$0	FY2027	\$0	FY2028	\$0	FY2029	\$0	\$31,367,000

1. SITE **create** 34,000 **Date I C proposed** 1/13/2022 **MHT Category** 3 **Date of MHT Review** _____ **In PF** _____ **Water** _____ **Sewer** _____

2. EXISTING FACILITY

	RENOVATED		DEMOLISHED		TOTAL
	Gross SF	Date	Gross SF	Date	Gross SF
ORIGINAL	159,635	1975			159,635
ADDITION					
ADDITION					
ADDITION					
TOTAL	159,635				159,635

LEA Proposed Scope or Renovation/Demolition		
SF to be Renovated	SF to be Demolished	Cooperative Space
	159,635	
	159,635	

3. PROPOSED SCOPE

	FY2023	proposed Enrollment		
a. State Scope Previously Approved		479		
gross Square Footage	New 73,155	addition	Renovation	Demolition
Cooperative Space SF WITHIN above SF	New 3,000	C S addition	C S Renovation	
b. State Scope Currently Proposed		Proposed Enrollment 536		
gross Square Footage	New 77,360	addition	Renovation	Demolition 159,635
Cooperative Space SF WITHIN above SF	New 3,000	C S addition	C S Renovation	
c. LEA Scope		Proposed Capacity 1199		
gross Square Footage	New 158,704	addition	Renovation	Demolition 159,635
Cooperative Space SF WITHIN above SF	New 3,000	C S addition	C S Renovation	

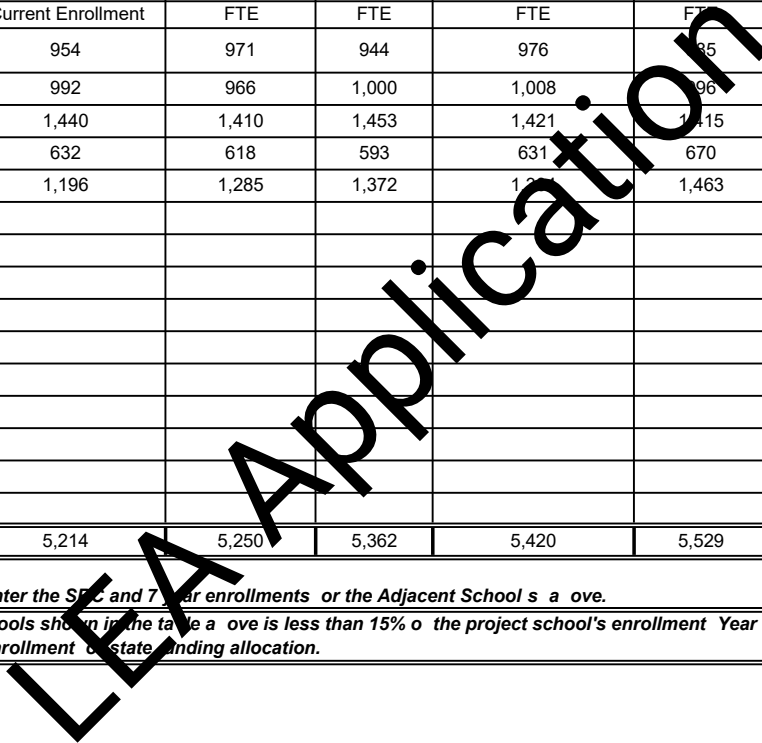
d. SE and CTE **Regional SE programs** N **CTE Programs** N **CTE application filed with MSDE** N

4. DESCRIPTION JUSTIFICATION What do you wish to accomplish with this project

We are requesting Built to Learn funding for the Old Mill Middle South project. We received local planning approval in May 2021, as part of the FY23 CIP. The project was awarded and is currently under construction. Request for Planning, Design Services and/or Funding for Major School Construction Projects
 A master planning study for the Old Mill School Complex site and select adjacent schools was completed in September 2016. Various scenarios for use of the existing schools, in conjunction with future school development projects as outlined in the 2015 MGT of America Strategic Facilities Utilization Master Plan, were evaluated. This study was submitted to the State and a feasibility study waiver was granted on June 2, 2020. This school was originally constructed in 1975. The final scope and budget are based on the replacement of the existing facility. The site, approved by the IAC at their 1/13/2022 meeting, for Old Mill Middle South is located adjacent to 8224 Oakwood Road, Millersville, Maryland. The estimated state rated capacity is 1199.
 As part of the justification please see attached September 12, 2022 letter to Mr. Alejandro Donahue, JD, location map, site plans, and cash flow.

5. ENROLLMENT PROJECTIONS Requested and Adjacent Schools	YEAR	2021	2022	2023	2024	2025	2026	2027	2028	Difference
	SRC	Current Enrollment	FTE	FTE	FTE	FTE	FTE	FTE	FTE	SRC-FTE
Old Mill Middle South 02.133	1,072	954	971	944	976	985	973	937	936	136
Old Mill Middle North 02.001	1,060	992	966	1,000	1,008	996	977	988	1,022	38
Severna Park Middle 02.089	1,476	1,440	1,410	1,453	1,421	1,415	1,386	1,388	1,396	80
Corran Middle 02.051	1,030	632	618	593	631	670	711	693	677	353
Arundel MS 02.057	1,389	1,196	1,285	1,372	1,320	1,463	1,454	1,484	1,460	-71
										0
										0
										0
										0
										0
										0
										0
										0
										0
										0
TOTAL	6,027	5,214	5,250	5,362	5,420	5,529	5,501	5,490	5,491	536

Raw Eligible Enrollment based on SRC and 7 year FTE.
 Note: To determine the Raw Eligible Enrollment for a new school, enter the SRC and 7 year enrollments for the Adjacent Schools above.
 Eligible Enrollment: If the sum of available seats in all adjacent schools shown in the table above is less than 15% of the project school's enrollment Year 7 FTE, the adjacent schools are excluded from the calculation of eligible enrollment for state funding allocation.



6. B DGET	<u>Total Estimated</u>	<u>Estimated Local Funds</u>	<u>Estimated Net State Funding</u>
Design	\$ 6,396,000	\$ 3,668,000	\$ 2,728,000
Buildin	\$ 57,826,000	\$ 34,906,000	\$ 22,920,000
Site Development	\$ 12,739,000	\$ 8,384,000	\$ 4,355,000
Other Furniture and Fixtures, etc.	\$ 5,545,000	\$ 4,181,000	\$ 1,364,000
Total Construction Cost	\$ 82,506,000	\$ 51,139,000	\$ 31,367,000
Continuency	\$ 3,260,000	\$ 3,260,000	\$ -
High Performance Costs Administrative only	\$ -	\$ -	\$ -
Total	\$ 85,766,000	\$ 54,399,000	\$ 31,367,000

7. SCHEDULE	Feasibility Study	Design Development	Estimated Bid	Actual Bid
_____	_____	_____	_____	_____
Schematic Design	12 2020	Design Development	Estimated Construction	Actual Construction
_____	_____	_____	_____	_____
Const. Document	11 2021	_____	Est. Project Completion	Actual Project Compl.
_____	_____	_____	_____	_____

Revised 7/2022

LEA Application



**STATE OF MARYLAND - CAPITAL IMPROVEMENT PROGRAM / BUILT TO LEARN
COMPUTATION SUPPLEMENTAL WORKSHEET FOR ESTIMATING THE STATE ALLOCATION FOR FY 2024**
(Amounts rounded to the nearest 1,000)

PSC No.:	02.133		Priority #	(LP, F, DESIGN)
Project Type:	Project Type	Old Mill Middle South	CIP and/ or BTL	BTL

GROSS AREA BASELINE in GSF	Educ. Type	Eligible Enrollment*	GSF per student**	Total GSF	Construction Cost	State Share
						50%
		x	0	=		
		536	x 145.00	= 77,720		
			x 0	=		
			x 0	= 0		
		20	x 35.00	= 700		
			x 0	= 0		
			x 0	= 0		
				78,420		
50% GSF Above GAB				* 39,210		

Existing Facility GSF	_____
Demolition of Existing GSF	_____
Revised Existing Facility GSF	-
Eligible New GSF	78,420

ADDITION						
	78,420	x	380.00		29,800,000	14,900,000
	39,210		380.00		14,900,000	7,450,000
	3,000	x	380.00		1,140,000	570,000
		x	19%		8,710,000	4,355,000
		x	10%		5,455,000	2,728,000
		x	5%		2,728,000	1,364,000
					62,733,000	31,367,000

RENOVATION		Age of Structure	Construction Year	GSF to be Renovated	Cost per GSF	Percentage to Cover	Cost
		40 & older		x	380.00	x	
		31-39		x	380.00	x 85%	
		26-30		x	380.00	x 75%	
		21-25		x	380.00	x 65%	
		16-20		x	380.00	x 50%	
		0-15		x	380.00	x	
					380.00		
					5%		
					10%		
					5%		

TOTAL COST		62,733,000	31,367,000
-------------------	--	------------	------------

MAXIMUM STATE CONSTRUCTION ALLOCATION	31,367,000
--	------------

Date Approved: _____ Fiscal Year: 1900

ADJUSTED MAXIMUM STATE CONSTRUCTION ALLOCATION	
---	--

Date Approved: _____ Fiscal Year: 1900
Date Approved: _____ Fiscal Year: 1900

BALANCE	31,367,000
----------------	------------

Additional Notes: The "Net State Funding" on this worksheet is an estimate of the maximum State allocation for this project, but may be reduced based on the costs of the approved contract(s), ineligible items, and change orders. Date Planning Approved: 05/01/22
Date Revised: _____

Existing facility is 159635 sf. Project consists of an addition of 78420 sf and renovation of 0 sf

Item 6. Cecil County Public Schools - Elkton Middle School Roof Replacement Project - Maximum State Construction Allocation Increase

Motion:

To decrease the Cecil County Public Schools (CCPS) reserved prior year appropriations account by \$76,000 and to subsequently approve an amendment to the CCPS FY 2023 Capital Improvement Program (CIP) to increase the Elkton Middle School (PSC 07.029) roof replacement project allocation by \$76,000 from \$1,376,000 to \$1,452,000.

Background Information:

The Elkton Middle School roof replacement project received full funding approval in the FY 2023 CIP. Bids were opened on November 2, 2022 and the low bid of \$2,200,000 was \$135,000 above the engineer’s estimate of \$2,085,000.

On November 9, 2022, IAC staff received a request from CCPS to amend the project for additional cost increases due to current market conditions. COMAR 14.39.02.07 allows for an increase to the Maximum State Allocation for a systemic project when the LEA has sufficient reserve funds available and when the LEA submits the final project scope of work and a cost estimate or bid tabulation, so long as the IAC determines that the requested scope of work is eligible and that the scope of work and associated costs are reasonable.

LEA	PSC #	Project		Total Cost	Local Share	Allocation	Increase
Cecil County Public Schools	07.029	Elkton MS Roof Replacement	Approved Allocation	\$2,085,000	\$737,000	\$1,376,000	\$76,000 (5.5%)
			Requested Amendment	\$2,200,000	\$748,000	\$1,452,000	

IAC staff find this increase to be reasonable and recommend approval of the amendment.



CECIL COUNTY PUBLIC SCHOOLS

OFFICE OF THE SUPERINTENDENT

GEORGE WASHINGTON CARVER EDUCATION LEADERSHIP CENTER
201 BOOTH STREET • ELKTON, MD 21921

Serving Learners, Families, and the Community

phone: 410.996.5499 • fax: 410.996.5471 • www.ccps.org

Jeffrey A. Lawson, Ed.D.
Superintendent of Schools

Diana B. Hawley
President, Board of Education

November 9, 2022

Mr. Tom Lockman
Chief Financial Officer
Interagency Commission on School Construction
200 W. Baltimore Street
Baltimore, MD 21201

Dear Mr. Lockman:

Re: LEA Public School Construction Reserved Appropriation Funds - FY06-08, FY10-FY23

Please allow this letter to serve as our reply to your memorandum dated October 24, 2022, in reference to Construction Funds in Reserve for the above referenced fiscal years for Cecil County Public Schools. Your memo states that we currently have a total of \$1,886,557 of funds held in our reserve contingency account. We would like to request the following in relationship to those available funds.

We were granted approval in FY2023 CIP for PSC# 07.029, Elkton Middle School Roof replacement. The total project approval was for \$2,085,000. On Wednesday, November 2, 2022, we opened four (4) bids for this project. Due to the current bidding climate and timing, all were over the previously approved budget; however, the lowest qualified bid was for a total of \$2,200,000. The approved scope of work and bid tabulation sheet is attached.

First, based on the language in COMAR, we respectfully request that our Maximum State Construction Allocation be increased for this previously approved systemic roof replacement project. Second, we request that a portion of our Construction Reserved Appropriation Funds be used to increase this project's total budget which would then allow us to move forward and award this project to the apparent low bidder. The remaining funds may be reverted to and maintained in the reserved appropriation account for eligible projects in the county in the next FY 2024 CIP.

Should you have any additional questions or request any additional information, please do not hesitate to contact me at your earliest convenience.

Sincerely,

Jeffrey A. Lawson, Ed.D.
Superintendent of Schools

Attachment

cc: CCPS - Ms. Denise Sopa, Mr. Charles C Simpers
IAC - Ms. Eileen Gladd, Ms. Arabia Davis, Mr. Alex Donahue

Bid #23-05 Elkton Middle School Roof Replacement Project

Bid Tab

November 2, 2022 @ 2:00 p.m.

The scope of this project consist of the following:

Installation & removal of temporary safety railings/rigging & hoisting for demolition & new roofing, access for the high steep slope portion of the roof, complete demolition of all roofing, roof insulation, sheet metal, accessories & wood blocking, an allowance for 2,000 square feet of various masonry repair including pointing, patching and/or rebuilding, installation of a permanent guardrail at the rear of the gym where the mechanical equipment is to close to the roof edge to meet code, installation of new wood blocking per roof design, an allowance for replacement of 6,500 square feet (10% of roof area) of potentially deteriorated roof deck, installation of code compliant roof insulation on low slope roofs, installation of SBS roofing system at all low slope roofs including cover board, vapor barrier, roofing, sheet metal, accessories & walk pads, installation of 300# - 360# architectural asphalt shingles at all steep slope roofs including peel & stick underlayment, sheet metal & accessories, misc. caulking for all roof work, replacement of all gutters, downspouts & interior roof drains, mechanical and electrical allowances for potential work required as a result of increased roof insulation thickness. 5% contingency for unforeseen conditions.

Bidder/Company Name

Base Bid:

All labor, materials, bonds, fees, permits, sales taxes, and equipment required to complete the work as specified in project specifications & drawings for the Elkton Middle School Roof Replacement Project.

Alternate - N/A

TOTAL

All State Contractor Inc	Detweiler Roofing	Dynamic General Contracting	Ruff Roofing		
\$ 2,531,170	\$ 2,852,000	\$ 2,200,000	\$ 6,050,288		

--	--	--	--	--	--

\$ 2,531,170	\$ 2,852,000	\$ 2,200,000	\$ 6,050,288	\$ -	\$ -
--------------	--------------	--------------	--------------	------	------

Lowest responsive/responsible bidder meeting specifications



Item 7. Harford County Public Schools - Pass-Through Grant Funding Approval

Motion:

To approve the Harford County Pass-Through Grant (PTG) program funding request as presented in this item with a total allocation of \$398,906, subject to reconciliation and potential adjustment at project closeout.

Background Information:

2022 Md. Laws, Ch. 344 (SB 291) appropriated \$237 million to be distributed to specified Local Education Agencies (LEAs) for school construction projects selected by each County Government. These PTG funds are statutorily required to be allocated as block grants to the LEAs with minimal oversight by the IAC.

The IAC approved the PTG Administrative Procedures Guide on June 8, 2022 and subsequent revisions on August 11, 2022. To be eligible, projects must be selected by the County Government. The funds cannot be used to replace the local share of projects that have received funding from other IAC programs but may be combined with other State funded projects so long as the appropriate local match requirements are met. The IAC will complete a project reconciliation and project closeout and if the local match requirement has not been met, the State may require a refund. PTG funds are provided without the requirement of a local match in accordance with the budget bill.

IAC staff will present projects to the IAC for approval on a rolling basis with funds required to be allocated within FY 2023. PTG applications require authorization by a LEA representative and County Government representative. IAC staff review the applications to ensure projects are eligible for funding. The IAC adopted procedures requiring submission of project applications by May 1, 2023.

IAC staff have reviewed and recommend approval of the HVAC project for Churchville Elementary:

LEA	PSC	Project	Requested Funding	Maximum PTG Allocation	PTG Allocation
Harford County	12.051	Churchville Elementary – HVAC	\$398,906	\$398,906	\$398,906
Total			\$398,906	\$398,906	\$398,906

Current PTG Funding Balances:

LEA	Total Allocation	IAC Approved Funding	Remaining Available Funds
Allegany	\$82,869	\$0	\$82,869
Baltimore City	\$75,000,000	\$0	\$75,000,000
Baltimore County	\$80,000,000	\$0	\$80,000,000
Calvert	\$161,696	\$0	\$161,696
Caroline	\$56,883	\$56,883	\$0
Carroll	\$266,168	\$0	\$266,168
Cecil	\$153,156	\$0	\$153,156
Charles	\$5,000,000	\$5,000,000	\$0
Dorchester	\$46,670	\$0	\$46,670
Frederick	\$10,000,000	\$10,000,000	\$0
Garrett	\$36,216	\$0	\$36,216
Harford	\$398,906	\$0	\$398,906
Howard	\$35,000,000	\$0	\$35,000,000
Kent	\$18,459	\$0	\$18,459
Prince George's	\$30,000,000	\$0	\$30,000,000
Queen Anne's	\$77,055	\$0	\$77,055
Somerset	\$27,665	\$0	\$27,665
St. Mary's	\$180,784	\$0	\$180,784
Talbot	\$45,783	\$44,112	\$1,671
Washington	\$228,224	\$0	\$228,224
Wicomico	\$150,217	\$150,217	\$0
Worcester	\$69,249	\$0	\$69,249
Total	\$237,000,000	\$15,251,212	\$221,748,788



SB 291 Pass-Through Funding Application

Local Education Agency Authorization

As the authorized representative of this Local Education Agency, I have read the Interagency Commission on School Construction's applicable Program Administrative Procedures Guide(s) (APG(s)) and I agree to perform all work in accordance with the APG and all applicable Local, State, and Federal laws and regulations.

Sean W. Bulson, Ed.D.	Superintendent of Schools		11-07-2022
Agency Rep Name	Title	Signature	Date

County Authorization

As the authorized representative of this County Government, I certify that this application represents the County priorities in accordance with 2022 Md. Laws, Chap. 344.

Barry Glassman	Harford County Executive		11/13/2022
County Official Name	Title	Signature	Date



Item 8. Montgomery County Public Schools - Amendment of FY 2021, FY 2022 and FY 2023 Capital Improvement Program

Motion:

1. To approve the cancellation of 11 HVAC and 11 Roof projects in Montgomery County Public Schools (MCPS) funded in Fiscal Years 2021, 2022 and 2023 Capital Improvement Program (CIP); and,
2. Transfer \$29,999,000 to the Local Education Agencies Reserved Prior Year Appropriations Account for distribution to eligible projects in the FY 2024 CIP.

Background Information:

On September 21, 2022, IAC staff received a request from MCPS to cancel multiple fiscal year CIP projects as shown in the tables below. The reversions are being requested due to a significant increase in project costs as well as to assist the LEA with reprioritizing projects based on the available funding. According to the LEA, a number of these projects have been resubmitted in the FY 2024 CIP (see Table 1) or will be included in a future project submission (see Table 2). Staff recommends approval of the MCPS request. Projects that are not submitted in FY 2024 (as shown in Table 2) are under evaluation by the LEA and are expected to be resubmitted in the FY 2025 or FY 2026 CIP years, depending on an analysis of the construction market and available local funding.

Table 1 - Projects requested for cancellation that have been resubmitted in the FY 2024 CIP

PSC Number	School Name and Project Type	Approved State Allocation for Rescission	Net State Funding Requested Amount in FY 2024 CIP
15.055.21	Brookhaven ES HVAC Replacement	\$474,000	\$2,900,000
15.250.21	Meadow Hall ES HVAC Replacement	\$499,000	\$2,850,000
15.068.22	Gaithersburg MS HVAC Replacement	\$4,300,000	\$3,000,000
15.166.22	Watkins Mill HS HVAC Replacement	\$2,750,000	\$3,575,000
15.233.22	Monocacy ES HVAC Replacement	\$1,150,000	\$2,450,000
15.075.23	Wyngate ES Roof Replacement	\$362,000	\$362,000
15.108.23	East Silver Spring ES Roof Replacement	\$475,000	\$474,000
15.139.23	Ritchie Park ES Roof Replacement	\$270,000	\$269,000
15.232.23	Westover ES Roof Replacement	\$635,000	\$635,000
15.244.23	Rock View ES Roof Replacement	\$825,000	\$825,000
15.250.23	Meadow Hall ES Roof Replacement	\$163,000	\$162,000
Total		\$11,903,000	\$17,502,000

Table 2 - Projects requested for cancellation that have not been resubmitted

PSC Number	School Name and Project Type	Approved State Allocation for Rescission
15.007.22	Cold Spring ES HVAC Replacement	\$1,325,000
15.021.22	Belmont ES Roof Replacement	\$622,000
15.037.22	Eastern MS Roof Replacement	\$1,227,000
15.072.22	Twinbrook ES Roof Replacement	\$1,051,000
15.165.22	Judith A. Resnick ES HVAC Replacement	\$2,300,000
15.254.22	Spark M. Matsunaga HVAC Replacement	\$1,900,000
15.050.23	Harmony Hills ES Roof Replacement	\$663,000
15.143.23	Woodfield ES Roof Replacement	\$758,000
15.186.23	Springbrook HS HVAC Replacement	\$1,750,000
15.215.23	Westland MS HVAC Replacement	\$4,500,000
15.217.23	Flower Valley ES HVAC Replacement	\$2,000,000
Total		\$18,096,000

MONTGOMERY COUNTY PUBLIC SCHOOLS

Expanding Opportunity and Unleashing Potential

DEPARTMENT OF FACILITIES MANAGEMENT

September 21, 2022

Mr. Alex Donahue, Acting Executive Director
Interagency Commission on School Construction
200 W. Baltimore Street, 2nd Floor
Baltimore, Maryland 21201

Dear Mr. Donahue:

Montgomery County Public Schools (MCPS) requests modifications to the current and previous Capital Improvements Program (CIP) allocations. For FY2021, FY2022, and FY2023, we request that the projects listed below be cancelled and that the available funds be reverted to and maintained in the reserved appropriation account for eligible projects in the FY 2024 CIP. We previously sent a letter, dated March 28, 2022, to request a similar action for Brookhaven and Meadow Hall elementary schools. However, we do not believe that this was ultimately brought before the Interagency Commission on School Construction (IAC) for review and approval and, therefore, we have included those two projects in the list below. We request this action due to significant increases in costs associated with these systemic projects and our need to prioritize projects based on available funds.

FY2021

15.055.21	Brookhaven ES HVAC Replacement	\$474,000
15.250.21	Meadow Hall ES HVAC Replacement	\$499,000

FY2022

15.021.22	Belmont ES Roof Replacement	\$622,000
15.037.22	Eastern MS Roof Replacement	\$1,227,000
15.072.22	Twinbrook ES Roof Replacement	\$1,051,000
15.007.22	Cold Spring ES HVAC Replacement	\$1,325,000
15.068.22	Gaithersburg MS HVAC Replacement	\$4,300,000
15.254.22	Spark M. Matsunaga HVAC Replacement	\$1,900,000
15.233.22	Monocacy ES HVAC Replacement	\$1,150,000
15.165.22	Judith A. Resnick ES HVAC Replacement	\$2,300,000
15.166.22	Watkins Mill HS HVAC Replacement	\$2,750,000

FY2023


15.108.23	East Silver Spring ES Roof Replacement	\$475,000
15.050.23	Harmony Hills ES Roof Replacement	\$663,000
15.250.23	Meadow Hall ES Roof Replacement	\$163,000
15.139.23	Ritchie Park ES Roof Replacement	\$270,000
15.244.23	Rock View ES Roof Replacement	\$825,000
15.232.23	Westover ES Roof Replacement	\$635,000

FY2023

15.143.23	Woodfield ES Roof Replacement	\$758,000
15.075.23	Wyngate ES Roof Replacement	\$362,000
15.217.23	Flower Valley ES HVAC Replacement	\$2,000,000
15.186.23	Springbrook HS HVAC Replacement	\$1,750,000
15.215.23	Westland MS HVAC Replacement	\$4,500,000

We anticipate that some of these projects will be included in our FY2024 state CIP submission and the remaining projects in a future submission based on projected funding. If you have any questions, please do not hesitate to contact me.

Sincerely,



Adrienne L. Karamihas, Director
Division of Capital Planning and Real Estate Management

ALK:tgm

- Copy to:
- Mr. Adams
 - Mr. Caleb
 - Mr. Connelly
 - Mr. Duffy
 - Ms. Miller



Supplemental Information Regarding Item 4: LEA Presentations for CIP Appeals

Motion:

This item is informational and does not require IAC action.

Background Information:

LEAs submitting written testimony only:

LEA	Page
Baltimore County	2
Carroll County	4
Cecil County	5
Harford County	7
Howard County	11
Montgomery County	13
Wicomico County	16

The schedule of presentations from LEAs is:

LEA	Page
Baltimore City	31
Maryland School for the Blind	35
Frederick County	38
Calvert County	42
Dorchester County	47
Charles County	57
Prince George's County	64
St. Mary's County	66
Garrett County	70
Washington County	80
Anne Arundel County	82

Revised to include testimony by Baltimore City, revised testimony by Anne Arundel County, and updated schedule of presentations. (Updated 12/13/2022)

BALTIMORE COUNTY PUBLIC SCHOOLS

Darryl L. Williams, Ed.D. ♦ Superintendent ♦ 6901 North Charles Street ♦ Towson, MD ♦ 21204

Written Testimony to the Interagency Committee on School Construction Fiscal Year 2024 Capital Improvement Program December 8, 2022

Darryl L. Williams, Ed.D., Superintendent, Baltimore County Public Schools

Good afternoon, Superintendent Choudhury, Secretary Churchill, Secretary McCord, and Committee members Darenberg, Eberhart, Gibbons, Kasemeyer, Lawlah, and Lombardo.

I am in full support of this request, and I would like to thank you for the \$24.8 million of state funds already committed for school construction for FY2024.

While we appreciate this generous support, the FY2024 capital budget request addresses additional critical system needs, which I would like to take the opportunity to review with you.

Baltimore County Public Schools (BCPS) is in the process of completing the largest ten-year construction program in Baltimore County's history. The \$1.3 billion Schools for Our Future program has upgraded and provided modern learning environments for tens of thousands of our children and teachers.

The results of this program are self-evident. With the assistance of both the state and the county, BCPS has been able to:

- air-condition the remaining 90 schools in Baltimore County that lacked central air conditioning in 2010,
- construct fourteen (15) new or replacement elementary and high schools,
- renovate and construct six (6) additions at elementary and high schools around the county, and
- replace aging roofs, boilers, chillers, windows, doors, and other essential building systems at numerous schools throughout the county.

We would like to specifically appeal Priority #1 and #2, planning and funding for the much needed replacement of Dulaney High School. We would also like to appeal Priority #19 - Jacksonville Elementary Schools HVAC project which was recommended for only partial funding and every project from Priority #20 through Priority #30 (Shady Spring Elementary School, Westchester Elementary School, White Oak Elementary School, Winfield Elementary School, Fullerton Elementary School, Padonia International Elementary School, Prettyboy Elementary School, Seventh District Elementary School, Timber Grove Elementary School and Woodbridge Elementary School) which were not recommended for any funding in FY2024. These include 11 HVAC projects and one renovation of an open space enclosure at Middlesex Elementary School.

This FY2024 Capital Improvement Program state funding request was based on ongoing dialogue with our state and county fiscal partners, the school Board, state and county elected officials, communities, and other stakeholders, and consists of our most critical needs.

We thank you for your consideration of our appeal.



Building the Future
Cynthia McCabe
Superintendent

Carroll County Public Schools
125 N. Court Street | Westminster, MD 21157

410-751-3000
410-751-3034 TTY
410-751-3003 FAX

December 8, 2022

Interagency Commission on School Construction
200 W. Baltimore Street, 2nd Floor
Baltimore, MD 21201

RE: FY 2024 State CIP Appeal – Carroll County

Dear Chairman and Commission Members:

In lieu of appearing before you we are submitting written testimony via this letter.

The Board of Education of Carroll County appreciates the staff's 75% recommendation for \$5,685,076 of funding for the Carroll County Career & Technology Center (CCCTC) project. The Board of Education of Carroll County also appreciates the staff projections for an additional \$1,991,675 of funding to bring the total amount of FY24 funding for the CCCTC project to \$7,676,751. However, based on the current draw schedule, this amount of money from the State will leave the project without construction funding in January of 2024.

Additionally, the East Middle Replacement project requires the remaining \$2,990,203 in State construction funding being requested to keep this project from running out of construction funding in FY24. Based on the current draw schedule, the East Middle project will run out of construction funding in October of 2023.

The Board of Education of Carroll County understands that these recommendations are based on the preliminary number of \$280 million for the School Construction Capital Budget. However, the Board requests that you consider increasing the amount of funding for these projects to ensure that they can continue to move forward this upcoming fiscal year.

Thank you for your time and consideration of these requests.

Sincerely,

Cynthia McCabe
Superintendent of Schools

Cc: Jonathan O'Neal, Assistant Superintendent of Support Services
Raymond Prokop, Director of Facilities Management



CECIL COUNTY PUBLIC SCHOOLS

201 BOOTH STREET * ELKTON, MARYLAND 21921 * 410.996.5400

APPEAL TO INTERAGENCY COMMITTEE FOR PUBLIC SCHOOL CONSTRUCTION

Prepared by:
Charles C. Simperts, MBA
Director of Facilities
December 02, 2022

On behalf of the Board of Education of Cecil County, we submit these comments in support of our FY 2024 Capital Improvement Plan. We appreciate your continued efforts to make public school construction funds available to those jurisdictions with the most pressing needs. The following projects have been submitted for your review and approval. We would like to make an appeal for each one individually as our county continues to struggle with high priority needs and an ever increasing deferred maintenance list.

1. North East Middle/High School - Replacement

Local Planning and initial design fees were approved in last year's CIP. Schematic Design documents were submitted in September 2022 and we are currently awaiting review comments. We are wrapping up the Design Development package and will submit the package, as well as the follow up Construction Document submission, in a timely manner so as not to hold up the anticipated start of construction in the summer of 2023.

While we are thankful for the initial partial funding of \$11,270,104, we respectfully request that you recommend the additional \$9,229,896 of the FY24 CIP submission, which will allow our county to contribute and fund their portion of this project. **We respectfully request the additional \$9,229,896 of the FY24 CIP to begin the construction project at North East Middle/High School.**

1. Cecil Manor Elementary School – HVAC Replacement

This project was originally requested in FY21 CIP submission and only partially funded. Subsequently, it was then requested again in FY22 CIP and the additional funds were approved. The project was designed and ultimately bid in March 2022. Due to the age of the budget and the current bidding climate, we received only two (2) bids with the lowest potential bid over by thirty (30) percent of the original approved budget. We were forced to rescind the approved project allocation in April 2022. Due to the extensiveness of this project and the additional funds requested this time around, we have chosen to split the funding request over two (2) fiscal years.

The school's current HVAC system is from 1995 when the building was renovated. This project consists of an entirely new system to replace boilers, pumps, miscellaneous boiler room appurtenances, and boiler room controls as well as replace facility-wide pneumatic controls with DDC controls. Replace terminal HVAC equipment including RTU's, MUA, unit heaters, unit ventilators, fan coil units, VAV boxes, and exhaust fans, and replace classroom unit ventilators with vertical unit ventilators and supply ductwork. Replace air-cooled chiller with air-cooled split system chiller as well as replace the domestic hot water heater with new commercial gas-fired hot water heater. The kindergarten addition from 2005 is not included in the scope of work. **We respectfully request that you approve the State share of funding for this first of two years in the amount of \$2,000,000 so this project can proceed and be re-bid.**

Conclusion

We wish to recognize the significant commitment on the part of the State of Maryland, Cecil County Council, and Board of Education of Cecil County to improving our school facilities. Both the County and State should be commended for this financial commitment, especially in light of competing fiscal needs.

We find ourselves, however, in the unfortunate position of being a low-wealth county with aging buildings and newly mandated programs. Our long-term strategic goal for the capital improvement plan is to decrease the total amount of deferred maintenance across our county, while improving the instructional environment for our students and staff. The 30+ superior ratings on state inspections we have received over the last 15 years proves that we are excellent stewards of tax dollars and remain a good investment for our State.

We thank you for providing us this opportunity to address school facility improvement needs in Cecil County. We hope you will give careful consideration to these comments in your very difficult deliberations.

IAC APPEAL HEARING

THE BOARD OF EDUCATION
OF HARFORD COUNTY

TO THE INTERAGENCY COMMISSION ON
SCHOOL CONSTRUCTION



DECEMBER 08, 2022

CAPITAL IMPROVEMENT PROGRAM

PROJECT TESTIMONY

PROJECT PRIORITIES AND BUDGET REQUEST

Our Board and local government recognize the importance of developing a balanced and flexible approach to capital planning. This approach is evident in this year's presentation of our capital funding request. Our FY 2024 request balances the needs of programmatic requirements with those that are physical facilities and safety focused. Clear evidence of this balanced approach can be found when evaluating the merits of the Harford Technical High School Limited Renovation project, the Roof Replacement project at Havre de Grace Elementary School, and the HVAC Systemic Project at Aberdeen Middle School. These projects address facilities deficiencies, while focusing on the importance of improving the learning environment and safety of our students and school employees.

We would like to thank the staff of the Interagency Commission on School Construction (IAC) for the partial funding recommendation of the Harford County Public Schools FY 2024 CIP.

The COVID-19 pandemic has led to supply chain and labor shortages impacting project schedules and budgets. The record inflation levels have made capital budgeting even more difficult. This has greatly impacted the FY 2024 CIP request.

Harford County Public Schools (HCPS) has put forward three (3) projects for funding and one (1) project for local planning approval. While HCPS has multiple capital needs, these projects are the highest priorities and have been deferred due to limited funding in years past. As projects remain unfunded, it has a domino effect on all capital needs as future projects are also deferred. Consequently, we only fall further behind in the capital maintenance of our facilities.

THIS YEAR'S PRIORITIES INCLUDE:

1. Harford Technical High School Limited Renovation¹
Request: Construction Funding - \$9,198,000
2. Havre de Grace Elementary School Roof Replacement
Request: Construction Funding - \$1,640,000
3. Aberdeen Middle School HVAC Systemic¹
Request: Construction Funding - \$9,216,900
4. Harford Academy at Campus Hills School
Request: Local Planning Approval

HARFORD TECHNICAL HIGH SCHOOL LIMITED RENOVATION (PRIORITY #1)

NO APPEAL

We would like to thank the staff of the Public-School Construction Program for the recommendation for funding - \$10,000,000.

HAVRE DE GRACE ELEMENTARY SCHOOL ROOF REPLACEMENT (PRIORITY #2)

NO APPEAL

We would like to thank the staff of the Public-School Construction Program for the recommendation for full funding of this project - \$1,640,000.

ABERDEEN MIDDLE SCHOOL HVAC SYSTEMIC RENOVATION (PRIORITY #3)

APPEAL - FUNDING AMOUNT¹ - \$9,216,900

Aberdeen Middle School was built in 1973 and consists of a two-story building of 196,800 SF. This school has been identified as a high priority project for our school system. Recently, it has experienced increased failures and maintenance staff are frequently responding to emergency repairs to keep the school operational.

The project will address the replacement and upgrade of the building's HVAC system, building controls and the electrical system will be evaluated and updated as required. The project will replace the existing fire alarm system and evaluate and update the sprinkler system as needed. Finally, the project will replace exterior doors and windows to improve the building efficiency.

The total budget of this project was revised in the Amended CIP request due to current market conditions. We are requesting the full FY 2024 request of the State funding in the amount of \$9,216,900 to proceed with the HVAC systemic at Aberdeen Middle School.

HARFORD ACADEMY AT CAMPUS HILLS (PRIORITY #4)

APPEAL – LOCAL PLANNING APPROVAL

Built in 1971, Harford Academy (HA) is the only public separate day school serving students ages three to twenty-one with severe and profound disabilities within Harford County. In 2009, Smolen & Emr Associates completed a scope study to assess the current building condition, safety, and educational program efficiency of the HA facility. It was determined the existing building had reached a point where components and systems needed to be replaced.

The study also concluded that the instructional needs, as well as the support service requirements of the students, have changed since the construction of the original building. Due to the medically fragile nature of the students attending HA, modernizing the facility through a phased occupied renovation is not an option.

Due to fiscal constraints, the HA project was deferred. Thirteen years have passed since the original scope study, and the HA project is now the highest major capital priority. The first step to resume planning was to complete a revised site study analysis to determine the best location for the replacement school. On August 10, 2020, the Board of Education (BOE) approved a contract with FLO Analytics for the Balancing Enrollment project and an update of the site location study for HA. FLO Analytics partnered with Banta Campbell Architects to conduct a site location study as part of the overall Balancing Enrollment project. Multiple sites were evaluated considering proximity to the Town of Bel Air, Upper Chesapeake Medical Center, and travel distances from edge points of Harford County like White Hall, Whiteford, and Havre de Grace. At the BOE business meeting on August 16, 2021, the BOE voted in favor of completely replacing the school and building the replacement school on the Campus Hills site, located at 119 Schucks Road.

At the business meeting on February 14, 2022, the BOE approved a balancing enrollment plan for HCPS that included adding elementary school capacity to the HA project to increase elementary capacity within the County's growth envelope and help meet the needs related to expansion of pre-kindergarten and special education programs. Building a combined special education and elementary school facility would:

- assist with addressing current and future capacity issues within elementary schools
- keep HCPS in line with the current county administration funding trends of completing one major capital project at a time
- prevent the current major capital priorities from being deferred
- provide HA students direct access to learning opportunities with their typical developing peers
- provide a potential lab school for current HCPS students aspiring to be teachers

This project will build a new combination school facility, Harford Academy at Campus Hills. HCPS is currently working on the education specification document for this project and plan to have it completed by March 2023.

We are requesting the IAC's support for this very important project. Local Planning Approval from the IAC will allow HCPS to proceed with the planning and design phase of the new school.

OFFICE OF THE SUPERINTENDENT

Michael J. Martirano, Ed.D., Superintendent



Senator Edward Kasemeyer
200 West Baltimore Street
Suite 200
Baltimore, MD 21201

Dear Senator Kasemeyer,

I appreciate the opportunity to provide testimony regarding the 75% Staff Recommendations for the Howard County Public School System Fiscal Year (FY) 2024 Capital Improvement Program. I hope this testimony will provide clarity related to the unique challenges faced by our school system and provide additional context regarding several projects in our FY 2024 Capital Improvement Program. Thank you for the initial allocation recommendation of \$11.2 million in State funding, which represents approximately 67 percent of the total \$16.8 million requested.

Howard County continues to experience enrollment growth and must meet the capital needs of a steadily growing student population. As responsible stewards of taxpayer-funded projects, we must maintain a delicate balance of creating new classroom seats while maintaining our existing schools. This is reflected in the advancement of renovations and additions to Oakland Mills Middle School and Dunloggin Middle School, as well as the Membrane Bioreactors (MBRs,) secure vestibule, elevator, and several HVAC-oriented projects.

We thank you for recommending funding for the majority of the projects requested within our FY2024 Capital Improvement Program. The HVAC projects will support the schools and provide a healthier environment with the renovations and updating of the control systems. The elevator projects will provide needed modifications to existing convenience systems to ensure safety and code compliance.

We look forward to the anticipated additional allocations at the 100% recommendation phase for the secure vestibules at Atholton Elementary School and Atholton High School. I would like to take this opportunity to amplify the requirements of the St. Johns Lane Elementary Heating, Ventilation, and Air Conditioning (HVAC) project and projects to construct secure vestibules at two schools as you continue your review of the FY 2024 State Capital Improvement Requests.

- St. Johns Lane Elementary School – HVAC Renovation (LEA Priority #6): The project currently has a C status. We believe all outstanding issues that were brought to our attention have been resolved and request the project receive an A status. The school received an addition of approximately 3,905 gross square feet in 2009, which is within the 16-year funding allocation mark; however, a systemic renovation has not been completed on this facility since 2000.

It is believed the HVAC systems have exceeded their useful life and need to be replaced in order to reduce maintenance costs and minimize HVAC system outages that negatively impact instruction. The maintenance of this system has been demonstrated to be double the cost of another elementary school with a system of the same age.

- Atholton High School – Secure Vestibule (LEA Priority #27): The project currently has a B status. While funding is anticipated within the 100% recommendations, we request this project

receive an A status. The project will provide a secure vestibule at the school to require visitors to be checked in at the reception area prior to having access to the remaining portions of the school.

- Atholton Elementary School – Secure Vestibule (LEA Priority #28): The project currently has a B status. While funding is anticipated within the 100% recommendations, we request this project receive an A status and be fully funded. The project will provide a secure vestibule at the school to require visitors to be checked in at the reception area prior to having access to the remaining portions of the school.

We appreciate the support and cooperative relationship we have with the Interagency Commission on School Construction staff and will continue to work closely with the Maryland State Department of Education and Department of General Services to constructively resolve the challenging issues facing our school system today and in the future.

Again, we thank you for the opportunity to share and discuss our concerns. We look forward to receiving your favorable support for funding our FY 2024 CIP requests.

Sincerely,



Michael J. Martirano, Ed.D.
Superintendent
Howard County Public School System

**Appeal of Montgomery County Public Schools to the
Interagency Commission on School Construction Funding Recommendations
for the Fiscal Year 2024 Capital Improvements Program**

December 8, 2022

The Montgomery County Board of Education’s Fiscal Year (FY) 2024 State Capital Improvements Program (CIP) request was \$164.37 million. This amount was based on current eligibility of projects approved by the Montgomery County Council in May 2022. This state aid request represents projects that will be funded through the *Built to Learn Act of 2020*, as well as through the statewide annual CIP submission process.

The request included the following:

- \$17.5 million for five Heating, Ventilation, and Air Conditioning (HVAC) projects and six Roof Replacement projects to be funded through the annual CIP submission process;
- \$54.9 million for the balance of funding through the *Built to Learn Act* process for one new high school and one middle school major capital project;
- \$91.97 million for planning and construction funding for three projects—two middle school addition projects through the *Built to Learn Act* process and one high school addition/facility upgrade project to be funded through the annual CIP submission process; and
- Planning approval for eight projects—five at the elementary school level, one at the middle school level, and two at the high school level.

We anticipate that some project totals may be adjusted to maximize *Built to Learn Act* funds. Montgomery County Public Schools (MCPS) staff will continue to collaborate with Interagency Commission on School Construction (IAC) staff as we work through this new process. We also appreciate the flexibility provided to allow school systems to reconsider the funding source, either the annual state allocation or the *Built to Learn Act* funds, in order to maximize state construction funds for our capital projects.

Many of our schools significantly are overutilized and beyond their life cycle, and the capital projects in the *Board of Education’s Requested FY 2024 Capital Budget and Amendments to the FY 2023–2028 Capital Improvements Program* will address the growing need for classroom space through additions and new schools and focus on aging facilities and infrastructure needs through major capital projects and countywide systemic projects. The COVID-19 health pandemic also highlighted the importance of funding our HVAC replacement program and the need to maintain a more routine upgrade and replacement schedule.

On November 10, 2022, we received the annual issues letter that identified outstanding questions and issues as a result of the Designees review of our state CIP submission. Our responses to those questions were forwarded to Mr. Alex Donahue, acting executive director, IAC, on November 30, 2022. We believe, based on our responses, that there is adequate justification for all of the funds included in our request.

MCPS Revised FY 2024 State CIP request, also submitted on November 30, 2022, totals \$164.59 million and reflects the inclusion of an elementary school classroom shell build-out not originally included in the October 4, 2022, submission. The IAC staff recommendation is to initially fund \$31.23 million of our \$164.37 million request. Therefore, we are appealing the remaining balance of our request that was not recommended for state funding.

With respect to our systemic projects, we are appealing the balance of funding for five HVAC projects and six Roof Replacement projects that received only partial funding from the IAC staff. While we acknowledge that the projected 100 percent allocation does include the remaining funds for these systemic projects, we believe it was necessary to emphasize the importance of the state allocation to address our aging infrastructure through these two programs.

Unfortunately, the effects of the COVID-19 health pandemic, unprecedented rise in material prices, disruptions in the supply chain, and staffing shortages, continue to impact our capital improvements program. As a result, it was necessary to increase the adopted budgets for several of our individual capital projects in order to maintain those completion dates.

Specifically, the reopening of Charles W. Woodward High School and Neelsville Middle School replacement projects previously were funded through *Built to Learn Act* funds. These two projects once again are included in our request to reflect the increase in the project budgets. Moreover, our request includes two addition projects, Parkland and Silver Spring International middle schools, that we anticipate to be funded through the *Built to Learn Act* process. While we know that the *Built to Learn Act* process is different than the annual CIP allocation process, we believe it was important to highlight these projects in our testimony, since the IAC staff does review all projects, regardless of the source of funding.

Finally, we are appealing the recommended funding for the Northwood High School replacement project. Even at the 100 percent projected distribution, this project only partially is funded and, therefore, we request that this project be fully funded as part of the FY 2024 state aid allocation. With respect to the eight projects included in our request for planning approval, we again will continue to collaborate with IAC staff to determine which funding source, whether the annual state allocation or *Built to Learn Act* funds, will be utilized to maximize our eligibility for state dollars.

MCPS has seen a steady increase in student enrollment since the 2007–2008 school year. The COVID-19 health crisis impacted our enrollment, as well as the student enrollment of many public schools across the country. Official September 30, 2022, enrollment is 160,554, a one-year increase of 2,322 students. This increase ends the two-year decrease in student enrollment due to the COVID-19 health pandemic and, based on current enrollment projections, we will continue to experience student growth throughout the six-year planning period.


Total school system enrollment is projected to increase to 167,278 students by the 2028–2029 school year. This projection represents a slight slowdown in enrollment growth in part due to the continued decline in resident births, which results in lower kindergarten enrollment and smaller cohorts of students as they progress through the school system each year. As a result of this

projected growth, even with the slight slowdown, the capital projects included in the *Board of Education's Requested FY 2024 Capital Budget and Amendments to the FY 2023–2028 Capital Improvements Programs* as still warranted and must remain on their approved schedules and this cannot be accomplished without funding from the state.

It is crucial that our state aid request be approved in order to meet the substantial capital funding needs for MCPS. We appreciate the past support for state school construction funding in Montgomery County. We would not have the quality facilities we have today were it not for the support of the IAC and the Public School Construction Program. We look forward to working with you to ensure that the students of our county continue to learn in well-designed buildings that accommodate enrollment and provide educational programs that we are very proud.

Thank you for your time and attention to our concerns and for your consideration of our state aid request.

BOARD OF EDUCATION OF WICOMICO COUNTY



P.O. Box 1538
2424 NORTHGATE DRIVE
SALISBURY, MD 21802-1538

410-677-4400
FAX 410-677-4444
www.wcboe.org

N. EUGENE MALONE, JR.
ALLEN C. BROWN, SR.
JOHN PALMER
BONNIE H. ENNIS
KIRSTIN N. HAZEL
SUSAN W. BEAUCHAMP
DAVID PLOTTS

MICAH C. STAUFFER, Ed.D.
SUPERINTENDENT OF SCHOOLS

December 5, 2022

Edward Kasemeyer

Chairperson

Alex Donahue, J.D.

Acting Executive Director

Interagency Commission on Public School Construction

200 West Baltimore Street

Baltimore, Maryland 21201

RE: Wicomico's FY2024 Capital Improvement Program

Dear Mr. Kasemeyer, Mr. Donahue & Distinguished Members of the IAC:

We appreciate your support and assistance in implementing the on-going goals of our Capital Improvement Program. We understand CIP allocations are contingent on the final Capital Budget amount and IAC approval. The projected 100% allocation for Wicomico noted in the IAC staff proposed 75% allocation being discussed this week, totals \$8.9 Million for Wicomico, which is a **65% reduction** in funding in comparison to last year's total allocation for Wicomico of \$25.8 Million. We are appealing all four (4) project requests. In support of this appeal, we've included additional information as well as the attached projects summary for your reference.

Priority 1 – Final Construction Funding – Renovation & Addition of Mardela Middle / High School

Mardela construction is currently on schedule and within budget. The FY2023 allocation combined with BTL funds provided an opportunity to fast-track construction. Projected cashflow for FY2024 is at a minimum \$26,230,678; in addition, there is \$3,313,220 in project obligations associated with early equipment packages. These early equipment packages are starting to arrive as seen in the attached project summary and will increase project cash flow needs. We are quickly approaching the full expenditure of allocated BTL funds. As discussed with IAC staff, local government has met and continues to provide its cost share, however local bonds are available 5-7 months after state funds. With a 100% State cost share, it's imperative we receive the full final construction allocation of \$15,303,984 to maintain critical construction milestones.

Priority 2 – Construction Funding – Wicomico High School Roof Replacement

This project was previously deferred by the IAC due to fiscal constraints in FY2023. To keep the project moving forward, local government provided its initial cost share allocation as pay-go in FY2023. Due to the scale of this roof replacement, it's being executed in three (3) phases as you can see in the attached project summary. With a phased project approach and in consultation with IAC staff we applied and received \$6,006,000 in HSFF funding. With initial local support and HSFF funding, the project is out to bid and phase one (1) starts Summer 2023. Given the supply chain volatility as it relates to roofing materials, it's critical that we receive, in full, the construction allocation of \$5,652,783 so that we can meet project cashflow needs and order materials as early as possible to avoid potential material cost increases. This will assist in site-based efficiencies with an HVAC upgrade that is currently underway. The roofing phases are scheduled to follow the completed three (3) HVAC phases. To reduce our request in FY2024 to the IAC in conjunction with local government we applied pass through funds to this project.

Priority 3 – Local Planning – Fruitland Primary Replacement

Local government has indicated support in providing initial funds to start design and preparations are underway to issue an RFQ/RFP for Architectural & Engineering services. We've submitted the required documents based upon Board and Wicomico County School Building Commission's recommendation for a replacement school. Given recent staffing changes within the IAC and MSDE, we've been

working cooperatively in answering questions and providing additional requested information to further clarify the need for the replacement option as well as provided a tour of the existing building earlier in the fall. We look forward to this project receiving local planning approval at the 100% recommendation as this project is an important component of Wicomico's Blueprint implementation of expanding Pre-K capacity.

Priority 4 – Construction Funding – Parkside High School Roof Replacement

Construction documents are being finalized and will be submitted to DGS in the first quarter of 2023. This project, similar to Wicomico High's roof, will need to be executed in three (3) phases. In order to meet schedule commitments, materials will need to be purchased during FY2024.

We are optimistic that the FY2024 capital program will increase beyond the minimum \$280 Million because House Bill 1290 intends to provide at least \$450 Million for IAC funding programs. It's also possible that \$370 Million may go to support K-12 construction projects from the State's \$2.2 Billion surplus. Wicomico's 10-year average is \$11.7 Million, which we ask the IAC to consider as a minimum threshold FY2024 allocation within the current \$280 Million capital program.

On behalf of the students, staff, parents, and various community partners of Wicomico County Public Schools, thank you for your time and consideration.

Respectfully,



Dr. Micah C. Stauffer
Superintendent

cc: Dr. Brian Raygor, Chief Finance & Operations Officer, WCPS
Ms. Leisl Ashby, Director of Facility Services | Planning + Construction, WCPS
Ms. Cayla Campbell, Facilities Planner, WCPS

encl: Projects Summary



WICOMICO COUNTY PUBLIC SCHOOLS

FY2024 CIP

IAC APPEAL – PROJECTS SUMMARY

- MARDELA MIDDLE & HIGH RENOVATION
 - WICOMICO HIGH ROOF
 - FRUITLAND PRIMARY REPLACEMENT
 - PARKSIDE HIGH ROOF
-

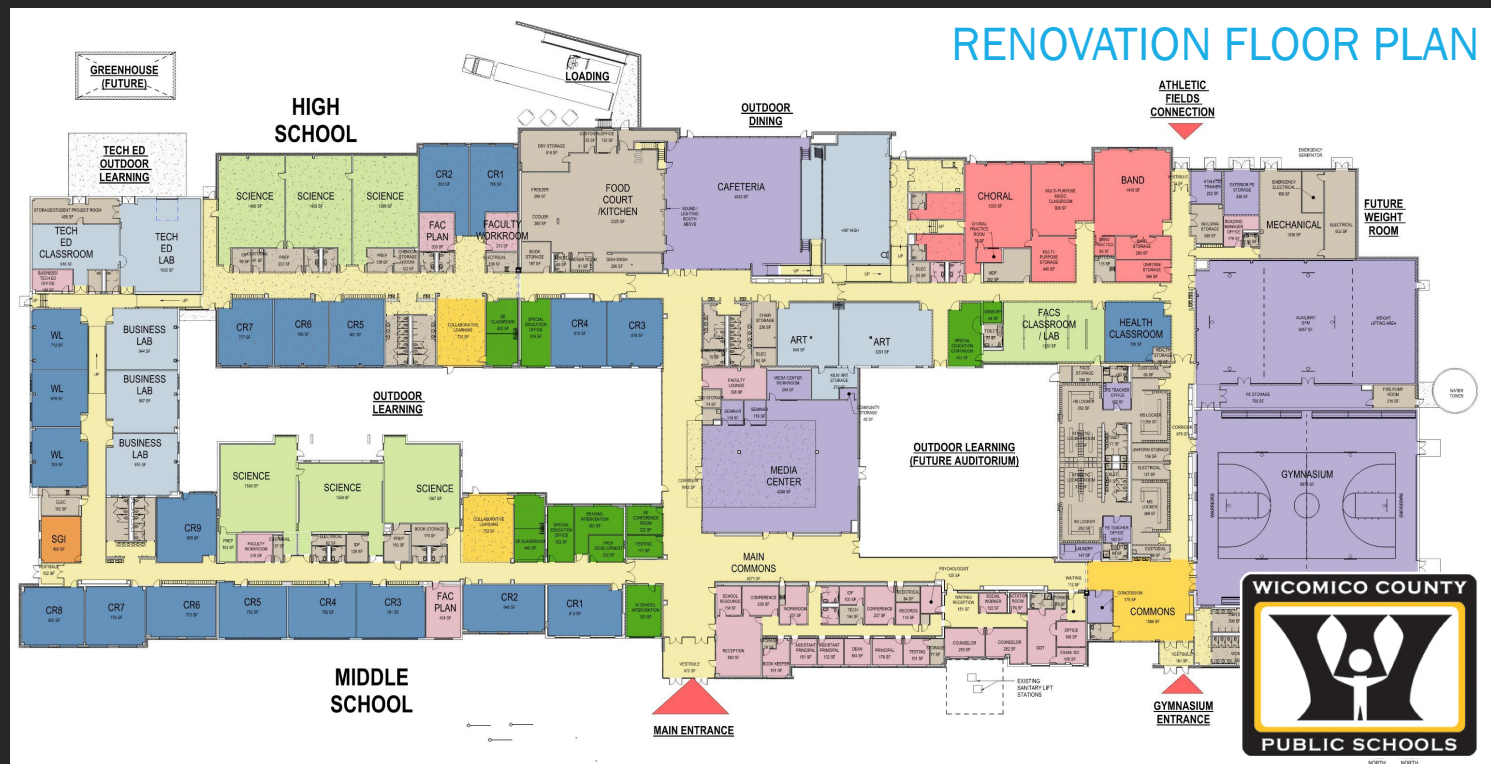
#1 MARDELA MIDDLE & HIGH

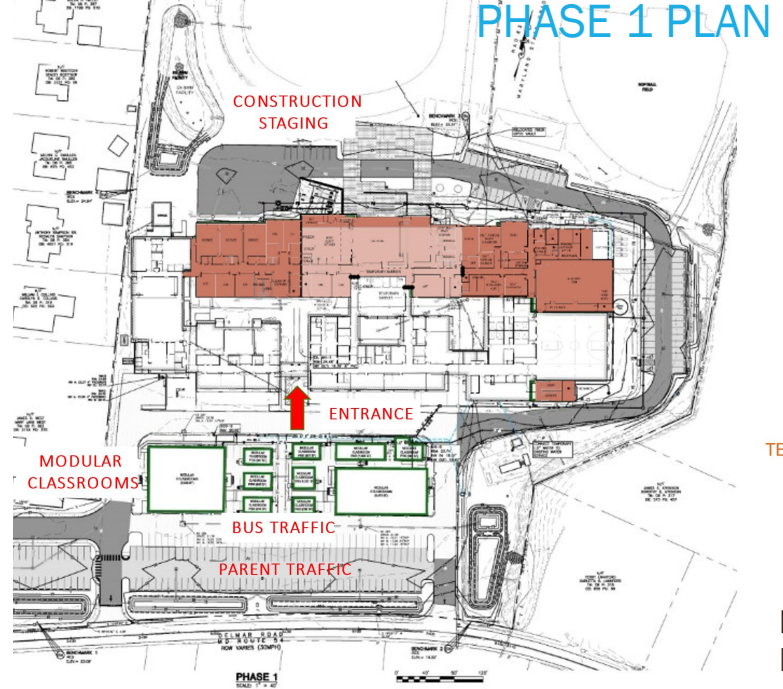
ADDITIONS & RENOVATIONS

\$15,303,984
FY2024 Request

CMaR - Design Assist

Construction Underway





#1 MARDELA MIDDLE & HIGH



#2 WICOMICO HIGH

ROOF REPLACEMENT

\$5,652,783
FY2024 Request

Three (3) Phases

Out for Bid



AERIAL



#2 WICOMICO HIGH

~210,000 SF Roof Area

Average Age 34-40 Years Old

Beyond Useful Life

Replace All Low-slope Areas

Construction Phased over 3
Summers following HVAC Upgrade
Phasing

New TPO System

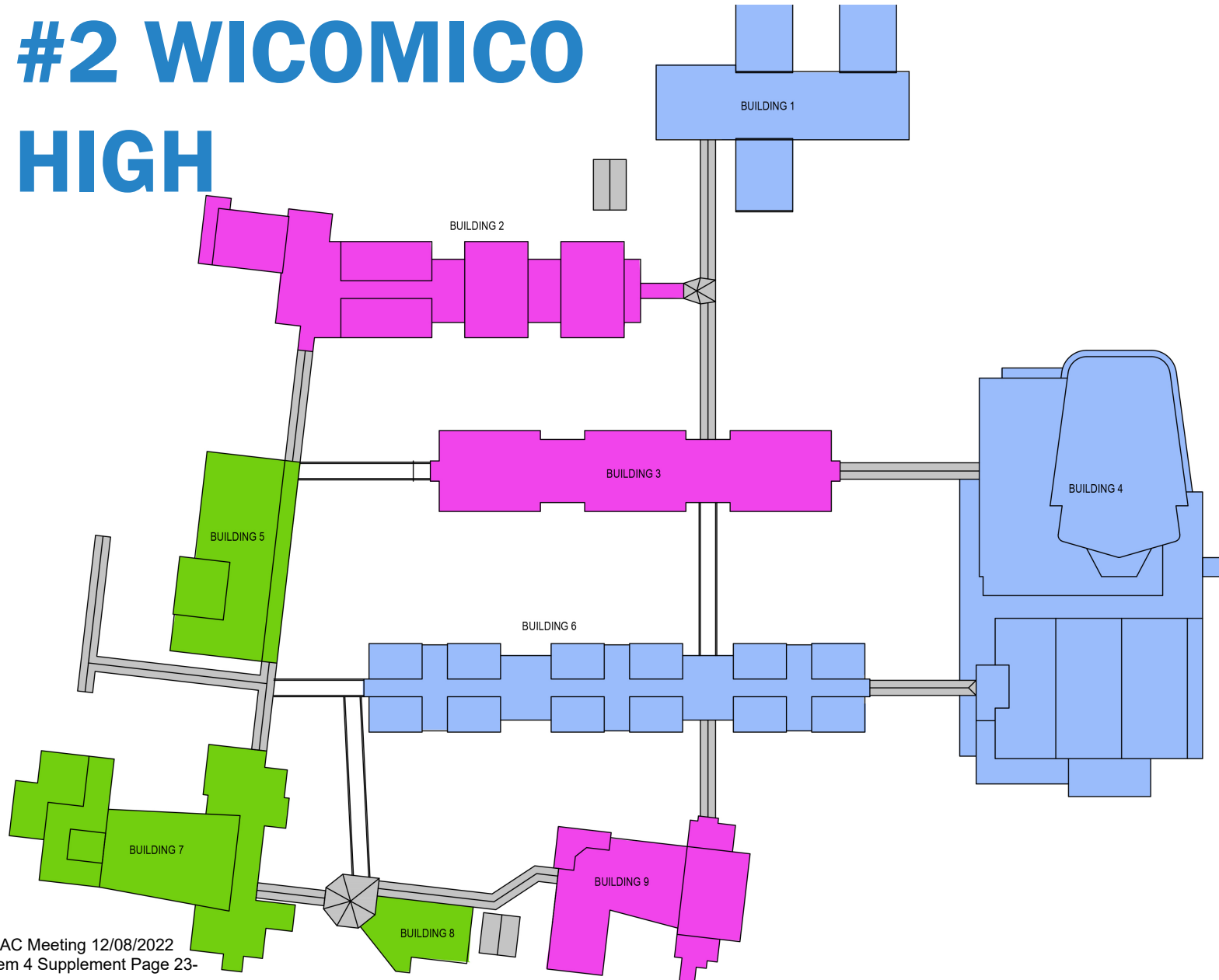
3rd Party Inspections; Manufacturer
Inspections; P+C Site Visits



EXISTING CONDITIONS



#2 WICOMICO HIGH



PHASE 1

- Summer 2023
- Building B
- Building F (café)
- Building G (office)

PHASE 2

- Summer 2024
- Building A
- Building E
- Auditorium / Gymnasium

PHASE 3

- Summer 2024
- Building A
- Building E
- Gymnasium / Auditorium

**Phasing subject to change*

#3 FRUITLAND PRIMARY

REPLACEMENT SCHOOL

Local Planning (LP)
FY2024 Request

Educational
Specification Complete

A/E RFQ-RFP

IAC Meeting 12/08/2022
-Item 4 Supplement Page 24-



EXISTING AERIAL & MAIN ENTRANCE



#2 FRUITLAND PRIMARY

Originally Built in 1954

Additions in 1961; 1966; 1974

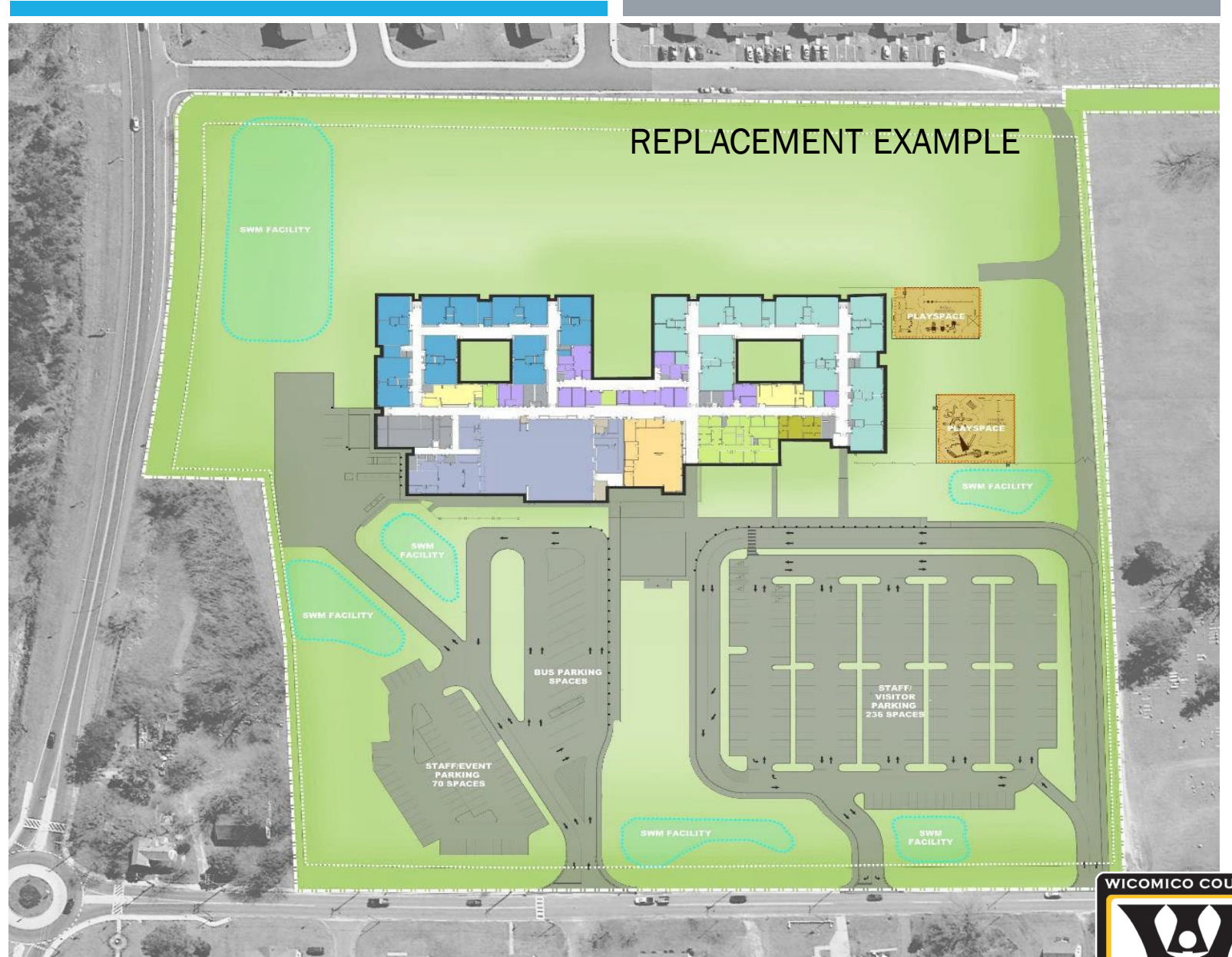
56,308 SF + 5 Portables

18-acre site

Sample of buildings systems beyond useful life – Roof, HVAC, Lighting, Plumbing, Windows & Doors

Sample of program deficiencies – Pre-K classrooms, special education resource, cafeteria, art, music

Recommendation: REPLACEMENT



#2 FRUITLAND PRIMARY



EXISTING BREEZEWAY



EXISTING CLASSROOM



ELL IN MEDIA CENTER



EXISTING TOILET / CLASS RM VEST.



EXISTING CORRIDOR

#2 FRUITLAND PRIMARY



COFFERED CEILING IN MEDIA



EXISTING BREEZEWAY



CURTAIN AS CLASSROOM DOOR



UNDERSIZED CAFETERIA



UNDERSIZED KITCHEN

#2 FRUITLAND PRIMARY



EXISTING BUILDING ENVELOPE

EXISTING ROOF / WINDOWS



KINDERGARTEN CLASS IN MEDIA



UNDERSIZED MAIN OFFICE



UNDERSIZED NURSE SUITE

#4 PARKSIDE HIGH


ROOF REPLACEMENT

\$11,692,000
FY2024 Request

Three (3) Phases

Construction Documents

IAC Meeting 12/08/2022
-Item 4 Supplement Page 29-



#4 PARKSIDE HIGH

~185,000 SF Roof Area


Beyond Useful Life

Replace All Low-slope Areas &
Shingle/Slate

Phased Construction over 3
Summers

TPO System

3rd Party Inspections; Manufacturer
Inspections; P+C Site Visits



BALTIMORE CITY PUBLIC SCHOOLS

Brandon M. Scott
Mayor, City of Baltimore

Jhnette A. Richardson
Chair, Baltimore City Board
of School Commissioners

Dr. Sonja Brookins Santelises
Chief Executive Officer

December 8, 2022

Interagency Commission on School Construction
200 West Baltimore Street
Baltimore, MD 21201

RE: Fiscal Year (FY) 2024 Capital Improvement Program (CIP) Appeal – Baltimore City Public Schools

Dear Superintendent Choudhury and Commission Members,

On behalf of the Baltimore City Public Schools' Board of Commissioners and the Chief Executive Officer, we thank you for the opportunity to address the City Schools' FY24 capital improvement requests. We appreciate all of the IAC's hard work in determining project funding, and the anticipated \$25.5M that has been allocated thus far.

Today, we would like to appeal several of the projects that were not awarded funding. It is our hope that between our response to the commission's Issues Letter and the concerns noted herein, we can move closer to reducing the funding gap for Baltimore City's aging facilities to meet the needs of our students.

City Schools' average allocation for the past 2 years has been \$33M. The FY24 100% allocation is approximately \$7.5M less than these past years. Given the increasing prices of goods and services, we were surprised to see an almost 25% decrease in funding from previous years, and would like to express our concerns of these cost decreases to address the needs of City Schools facilities.

On November 22, 2022, City Schools submitted a written response to the FY24 CIP Issues Letter. An amended FY24 CIP was submitted November 30th, including the supporting materials requested in the Issues Letter. Herein, we will review our submission and provide justifications for the projects that were not recommended for funding.

The City Schools FY24 request consists of **12 major projects** and **25 systemic projects**.

- For the major projects:
 - Four of the 12 have received prior funding. This year only 3 of these received funding in the 75% allocation.
 - Four of 12 are Built to Learn Projects, funding which is not intended to supplant the CIP and therefore should not be taken into consideration with the CIP allocation.
 - Two are prefabricated structures to provide additional space at significantly overcrowded schools.

BALTIMORE CITY PUBLIC SCHOOLS

Brandon M. Scott
Mayor, City of Baltimore

Johnette A. Richardson
Chair, Baltimore City Board
of School Commissioners

Dr. Sonja Brookins Santelises
Chief Executive Officer

- The last two major projects address the needs of the Ben Franklin and Edmondson high schools, which received design funding. The design funding approval is great news and we are excited to continue working with the IAC on moving those projects forward.

The remaining requests for FY24 consist of 25 systemic projects that would provide much needed repairs to various building systems, such as HVAC, windows, fire alarms, elevators, and roofs. Of these, 3 received an A and were awarded funding, 18 received a B, and 2 received a C.

As in previous years, the FY 2024 CIP request just begins to address the capital renewal needs necessary for the long-term viability and preservation of our unrenovated buildings. We greatly appreciate and thank the IAC for the \$22.5 million recommended for City Schools' FY 2024 CIP requests, in addition to the \$3 million projected to attain 100% authorized funding.

We will use the remainder of this letter to appeal the FY24 CIP project requests that were not recommended for funding. In addition, we will share some of the accomplishments - and challenges - that City Schools experiences in meeting our capital planning and facilities maintenance needs.

FY 2024 CIP Appeal

Baltimore City has some of the oldest school buildings in the state and serves over 75,000 students. We continue to stress the importance of state support for improving school facilities so that our students may learn in buildings with modernized systems and quality educational environments. We would like to highlight the following proposals for the commission to consider for funding.

1. Northeast Building #49 (Renovation)

- The IAC granted planning approval in the FY21 CIP and allocated \$2.5M in FY23 for Northeast Middle, which was half of the amount requested. With the project currently in the design phase, those funds will run out in 2024; we will be unable to proceed, pausing efforts for this facility and City College. Vanguard Middle is temporarily housed in the Thurgood Marshall building until Northeast can be repaired to meet standard operating conditions. Delaying the Northeast renovation also delays our City College project since Thurgood Marshall is the designated swing space.
- This renovation project will provide middle school seats needed in this part of Baltimore City where almost 40% of the zoned schools are elementary-only.

BALTIMORE CITY PUBLIC SCHOOLS

Brandon M. Scott
Mayor, City of Baltimore

Johnette A. Richardson
Chair, Baltimore City Board
of School Commissioners

Dr. Sonja Brookins Santelises
Chief Executive Officer

2. Mt. Washington #221 (Pre-fabricated building)
 - Mt. Washington Elementary-Middle's lower grades are currently housed in a leased space that does not have a playground or air conditioning. The District spends over a quarter of a million dollars leasing this space each year, without the benefit of it being owned and invested in. The leased space is also a five minute walk from the main building, creating logistical hurdles from an administrative perspective. The pre-fabricated addition will allow all students to be housed on a single campus in air-conditioned space, with access to a playground.
3. Three projects were added in the November 30th amendments, including two systemic projects that were previously rescinded due to increasing costs: addressing the roof at Curtis Bay Elementary and the HVAC at Harlem Park Elementary-Middle. Since these requests were previously approved, we are asking that they be approved again so that we might provide these vital improvements for our students.
4. The remaining systemic projects received grades of B except for two - the Mary Ann Winterling Elementary roof and the Edmondson High pool.
 - The roof at Mary Ann Winterling was last replaced in 1994; it is approximately 28 years old and has achieved its life expectancy.
 - The pool at Edmondson is experiencing significant structural deterioration, with concrete spalling and exposed rebar in the equipment room, and water leaking into the equipment room. The IAC was gracious enough to approve funding for the building renovation. The pool project will be supported by the renovation, and updating the building while it still has a leaking pool would decrease the value of the renovation.

City Schools Accomplishments

As we appeal all of the projects that were not recommended for funding, we would like to highlight some of the progress and positive results we have accomplished over the last few years.

- We have installed air conditioning in 61 of the original 75 unairconditioned buildings. AC has been addressed via renovated/replacement buildings, full HVAC systems, and vertical packaged units. Fourteen programs remain on the un-airconditioned list and will be addressed through HVAC investments or major replacement/renovation/addition projects.

BALTIMORE CITY PUBLIC SCHOOLS

Brandon M. Scott
Mayor, City of Baltimore

Johnette A. Richardson
Chair, Baltimore City Board
of School Commissioners

Dr. Sonja Brookins Santelises
Chief Executive Officer

- The overall utilization rate for City Schools in SY21-22 was 87% for district-owned buildings, higher than the SY1920 target of 86%.
- Since the beginning of the 21st Century Schools Buildings Plan, City Schools has surplusd 27 buildings, totaling almost 2.5 million square feet and 14,000 seats, and opened 28 renovated/replacement schools, two of which are Certified Net Zero schools.

City Schools Challenges

The Baltimore City School Board of Commissioners continues to review and consider recommendations for our aging and underutilized facilities with limited resources. While City Schools has made significant progress in reducing its footprint and providing the 21st Century learning spaces that our students deserve, the need for investment in our facilities is still extensive.

City Schools owns approximately 16.5 million square feet of academic facility space spread across 138 buildings. The capital cost to appropriately address the aging buildings in our portfolio is approximately \$200 million per year. This cost is calculated using the current replacement value of 4% of \$5 billion. The four percent includes upgrades to existing facilities, reduction in the accumulated backlog of deferred maintenance resulting in full system replacement needs, and altering existing facilities to address educational adequacy. Unfortunately, 70% of the portfolio remains without funding for replacement/renovation.

In closing, we thank the commission again for your continued support in addressing the significant facility needs of Baltimore City Schools. We continue to look to the state to assist in providing the necessary resources to ensure our students can learn in the environments they deserve.

Sincerely,

Cynthia Smith
Executive Director of Facilities Planning, Design and Construction
Baltimore City Public Schools



The Maryland School for the Blind

An Appeal to the Interagency Committee on School Construction Regarding The FY24 Maryland School for the Blind Public School Construction Program Request

December 5, 2022

Dear Mr. Donahue and Members of the Interagency Committee on School Construction:

On behalf of the Board of Directors and The Maryland School for the Blind (MSB) Leadership Team, thank you for supporting the MSB Campus Master Plan over the years. Our progress to this point would not have been achievable without it.

Our current construction project, Phase V of The MSB Campus Master Plan, is a new residential structure replacing Randall and Thompson dorms and the Bledsoe building, which houses the Maryland Instructional Resource Center (MIRC) braille book repository.

We request an increase in the anticipated 100% allocation for FY24 from \$5.05M to \$13.4M.

The total cost of this project is \$27.9M, \$24.3M for construction and \$3.6M for design, engineering, and additional soft costs.

MSB is in a strong position as we begin construction. We have reserved \$9.7M from careful savings and fundraising over the last two years by saving the final state reimbursements of the Newcomer Case and Campbell project (instead of paying down construction loans) through our development and fundraising efforts and budget savings (for example, the pension plan termination, which came in impressively lower than actuarial projections.)

We protected these savings from market fluctuation by maintaining them in an unsupervised cash account where the funds have grown in recent months.

However, our position in FY24 is not at strong.

The entire construction will be completed in FY24, and MSB will pay nearly all the remaining costs at that time.

At the current \$5.05M, MSB will have to pay the balance of \$8.4M.

As we will have spent the \$9.7M from the previously mentioned savings in FY23 and have no other identified funding source, the balance would come from the endowment or additional loans.

MSB's endowment is moderately small and used sparingly, primarily for smaller capital projects and as an emergency fund.

Investments in recent months, including our endowment, have taken a substantial blow due to recent market volatility.

As of October '22, the value of MSB's endowment assets is significantly lower at \$63.7M. MSB experienced a 16% loss since last year due to the economic downturn. The economy may recover by FY24, but as it is, using the endowment when the value is low is not fiducially prudent.

MSB assumed a tax-exempt loan through MHHEFA to pay for construction costs, of which a balance of \$19.1M remains. The loan covenant requires, among other things, a minimum debt service coverage ratio of at least 1.10 to 1.0. In addition, a ratio of unrestricted cash and investments to funded debt of at least 1.0 to 1.0, which we satisfy through the endowment.

For the total endowment:

- \$19M is kept for the loan covenant.
- \$7.5M of the endowment is restricted.
- \$9.7M (in the cash account) will be used in FY23 for construction.

What's left in the endowment for capital project use is about \$27.5M.

This would be acceptable ordinarily, but not with current market conditions or if conditions worsen. And drawing this much hinders our ability to move forward with the remaining objectives of the Campus Master Plan before our time in the PSCP sunsets in FY28.

We are in a race to complete as much as we can before then, and MSB will need more than \$27.5M to forward fund the rest as we wait for State reimbursement for this project.

However, with no other revenue source, with the current FY24 CIP 75% at \$3.79M and 100% projected at \$5.05M, we will have to put other construction projects on hold until we receive the full reimbursement from the State.

This would delay the completion of the Campus Master Plan when we are more than 70% complete.

Delays could mean additional costs as construction and materials expenses continue to rise.

The gym and pool, the *vocational/agriculture center, and the *refurbishment of the independent living house remain. (*part of the revised Campus Master Plan, which we will present to the IAC in the new year.)

We respectfully request this increase on behalf of our students and staff to address our campus needs within the time we have to bring the Campus Master Plan to fruition.

We appreciate your time and consideration.

Sincerely,

A handwritten signature in blue ink that reads "Robert Hair". The signature is written in a cursive, flowing style.

W. Robert Hair, Superintendent-CEO

robh@mdschblind.org

410.599.6545

TESTIMONY OF
DR. CHERYL L. DYSON, SUPERINTENDENT
OF
FREDERICK COUNTY PUBLIC SCHOOLS
TO THE
INTERAGENCY COMMISSION ON PUBLIC SCHOOL CONSTRUCTION
December 8, 2022

Good morning. I am Dr. Cheryl Dyson, Superintendent of Frederick County Public Schools. We appreciate the opportunity to speak with you about our Fiscal Year 2024 capital funding requests.

Frederick County Public Schools (FCPS) has a current enrollment of 46,974 students; a gain of almost 1,700 students over the September 2021 enrollments. This represents an increase in student enrollment of almost 4%. Statewide, the Maryland public school student enrollments increased by 2% during the same time period. FCPS experienced an increase of more than 2,000 students the previous year or a 5% increase in enrollments. In the future, we are expecting an increase of almost 700 students in September 2023. While not as significant an increase as the previous two years, any increase in the number of students will continue to stretch our already limited facility resources.

FCPS operates and maintains 68 school buildings. These buildings total 6.7 million square feet and occupy almost 1,500 acres. Since 1990, we have constructed 30 new or replacement buildings and 26 additions. Despite our County's commitment to building 30 new buildings in the past 30 years along with countless additions, we still currently have 20 schools over capacity; 5 of which are over 120% of capacity. We are currently constructing the replacement of Brunswick Elementary School and designing the replacement of Green Valley and Valley elementary schools as well as an addition to Crestwood Middle School. These four projects will add a little more than 1,000 seats to our portfolio. However, continued residential growth in Frederick City, Brunswick City and the areas of Linganore, Oakdale and Urbana will continue to stress the capacity of our schools in these areas of Frederick County. The replacement of Yellow Springs Elementary School will add almost 300 elementary seats to the northwest area of Frederick City while replacing a 65-year-old building, with no public water or sewer service and no renovations other than minor systemic improvements, with a modern academic facility.

In addition to capacity issues, FCPS is facing an aging infrastructure of school buildings, athletic facilities and support facilities. Almost two-thirds of our buildings are, in whole or part, more than 30 years old. Many of these buildings are in areas of the County that are not experiencing growth. Renovations or replacements of these schools will not occur because of the competing need to fund capital projects that address urgent capacity needs. FCPS has developed a program utilizing limited renovations to specifically address these aging schools.

Schools that are 30 years or older and have high Facility Condition Indexes (FCI) will be modernized through our limited renovation program. We are in the midst of the limited renovation of the 60-year-old Thurmont Elementary School and have begun the design of the limited renovation of Monocacy Elementary. Monocacy Elementary is a 33-year-old school that has had no renovations since originally constructed except for minor systemic improvements. It is important that we continue to address our older buildings and move our limited renovation program forward. Therefore, we have requested that you grant local planning approval and fund the first phase of our next two projects, Ballenger Creek and Spring Ridge elementary schools.

In closing, Frederick County Public Schools continues to do its part to be good stewards of taxpayer dollars and to address the funding challenges associated with school construction needs. Our approach to school construction utilizes best management practices while also looking outside the box and strategically employing new methods to reduce construction costs.

We have worked creatively to reduce school construction costs using prototype designs, value engineering and partnerships within our community. We have moved toward a construction delivery method of CM-at Risk for our major construction projects. We have utilized a modified design-build delivery method where warranted with smaller construction projects that are locally funded as with the Oakdale Middle School addition and with the upcoming Crestwood Middle School addition.

We feel strongly that our ability to provide a strong instructional program, as well as our students' ability to achieve high standards, depends on adequate school facilities. We ask that this Commission continue to be an active partner with FCPS and Frederick County government and fully approve our FY24 school construction requests.



FREDERICK COUNTY GOVERNMENT

OFFICE OF THE COUNTY EXECUTIVE

Jessica Fitzwater
County Executive

Rick Harcum, Chief Administrative Officer

Testimony of
Jessica Fitzwater, County Executive
Frederick County
to the
Interagency Commission on School Construction
December 8, 2022

Good morning. I am Frederick County Executive Jessica Fitzwater and today I want to express my strong support for the Frederick County Public Schools fiscal year 2024 (FY24) school construction priority order of projects, as identified by the Board of Education in their CIP request. Frederick County Government is fully prepared to provide the local share of the projects requested for CIP funding.

Our local government works closely with Frederick County Public Schools and the Board of Education to use our local and state funding responsibly and prudently. Although I have only been County Executive for a few days, I have been a Council member for the past eight years, and I certainly appreciate the funding commitment the IAC makes toward Frederick County's priority school construction projects.

Frederick County is a growing community. One of the reasons people are choosing to move to Frederick County is because of our fantastic Public Schools. Our growth has resulted in an increase in student enrollment of nearly 1,700 newly enrolled students this year alone. As a former teacher, I know first-hand the challenges of increasing enrollment when at the same time, we have aging school infrastructure.

Our desire is to complete both new schools while simultaneously renovating and modernizing our existing school buildings, rather than prioritize one over the other. Without adequate State funding, we may be forced to pit new buildings against renovating aging infrastructure, something we sincerely hope not to do.

We forward-fund the state share of approved CIP projects to keep them on schedule, but we are only able to forward fund the state share when we have a firm commitment or planning approval that the state share is coming. With more state funding, we complete more projects. I look to the IAC to partner with us to keep CIP projects advancing by reimbursing the state share forward-funded, as requested.

I also want to mention how much I appreciate the State's commitment to Built to Learn (BLT) funding for Frederick County. This funding has allowed us to advance replacement schools for three projects - Brunswick Elementary, Green Valley Elementary and Valley Elementary. I am committed to providing the local matching funds for these BTL projects, in addition to our requested CIP projects.

Frederick County: Rich History, Bright Future

Winchester Hall • 12 East Church Street, Frederick, MD 21701 • 301-600-1100 • Fax 301-600-1050

www.FrederickCountyMD.gov

History shows that an investment in Frederick County schools is money well-spent. Frederick County has a proven track record of responsibly managing projects, meeting timelines, using proven prototype design, forward funding the State share until the State can reimburse us, and maintaining our schools to meet the State's strict maintenance standards. We ask that you fully fund our FY24 request and help us meet our prioritized school construction projects.

Thank you for your consideration.

IAC APPEARANCE TESTIMONY

FY 2024

Capital Improvement Program

Calvert County Public Schools
December 08, 2022



Dr. Andraé Townsel
Superintendent

FY 2024 CIP Appearance Testimony

Made before the Interagency Commission on School Construction – via Webex

Calvert County Public Schools

December 08, 2022

Good Morning.

I am Dr. Andrae Townsel, Superintendent of Calvert County Public Schools. Thank you for the opportunity to appear before members of the IAC today to highlight Calvert County's capital project needs, so we can continue to provide the best environments possible for our students to learn.

We greatly appreciate the support that the IAC has provided Calvert County in the past. We are pleased to share that late last year we were able to start construction of the Beach Elementary School Replacement project. The staff, students, and the community are excited to experience this state-of-the-art building that will have multiple collaborative spaces for students and windows in every classroom, allowing for that important connection to the natural world. We expect to open the new Beach Elementary to students in Fall 2023 in time for the 2023-2024 school year. Again, thank you for making this possible through your support.

The new Beach Elementary School is one of many transformative initiatives taking place across our school district. Our 1:1 device program for students continues to provide blended instruction opportunities through our Learning Management System and our program applications. We have instituted a number of innovative instructional strategies to include Reimagining Social Studies Engagement (RISE) project-based learning framework as well as a Structured Literacy instructional approach to engage students.

Another priority for CCPS has been building Tier I Inclusive and Equitable Environments and Tier I Universal Instruction, which means we are ensuring that our learning environments and instruction practices are inclusive and meet the needs of each student. This initiative is part of multi-tiered system of supports framework designed to meet the academic as well as social-emotional and behavior support needs of our students.

Every decision and request we make has one goal – to provide an educational environment in which all students can learn and grow. That is why we are here today to share the importance of our capital improvement projects.

At this time, I will turn it over to Ms. Warner, our Director of School Construction, who will share information about our specific request related to the FY 2024 CIP.

Thank you, Dr. Townsel.

Echoing Dr. Townsel's words, we appreciate the opportunity to appear before you today, to discuss and review Calvert's funding requests for the FY 2024 Capital Improvement Program. There are 2 projects that encompass our FY 2024 CIP. We appreciate the IAC staff's 75 percent recommendations to provide funding towards both projects.

Today, we would like to take the opportunity to highlight the importance of these projects, not only to assure the level of support currently projected, but also to request that you reconsider funding them fully.

Our first project request is for consideration of planning approval for Northern Middle School and associated design funding. Original construction of the building dates to 1976. This open space concept building fails to meet many of the IAC's Educational Sufficiency Standards, including classroom acoustics, classroom temperature, humidity, and air quality. The existing building suffers from poor circulation, ADA issues and constant repair of building systems that are nearing or exceeding end-of-life. We are currently in the process of a feasibility study to determine the best approach for the project and expect to be completed in late January 2023. We understand that because the feasibility study is not 100 percent complete, the status of planning approval is a U. However, we expect to submit the final report to MSDE within the next two months and begin the design phase of the project in Spring 2023.

Our second and final request is for a systemic renovation project, focused on HVAC improvements. Never has the importance of systemic projects been more apparent than now. Through the experience of COVID-19, we know its critical for HVAC systems to function properly and deliver sufficient outside air and ventilation within instructional spaces.

We are requesting the State allocation for the second and final year of funding associated with the Plum Point Middle School HVAC Equipment Replacement Project. The project is on today's IAC agenda for contract award and the work is scheduled to be completed during summer 2023. The total budget for this project is **\$4,432,000** with a State share of **\$2,425,920**. Prior year State funding

has consisted of **\$1,895,920** and this year we respectfully request the remaining State balance of funding, so we may complete the project.

In closing, we appreciate the support the IAC has given to Calvert County in the past. Your continued support will ensure that Calvert County can provide safe, healthy, and well-maintained facilities for our staff and students.

Thank you.

Presented by:

Dr. Andraé Townsel, Superintendent, Calvert County Public Schools
Shuchita Warner, Director of School Construction



Board of Education for Dorchester County

FY 2024 Locally Approved Capital Improvement Plan Update

IAC Appeal

9:00 am, December 8th, 2023

4 Projects (1 Systemic Roof Replacement and 3 Elementary
School Security Vestibules)

Priorities:

School Safety and Security Districtwide,

Preserving Every Building Envelope



Project Appeal #1 Name: Warwick Elementary School Roof Replacement

Project Type: Systemic Renovation

Requested State Funds: \$2,511,000

Currently Approved Funds: \$0

Current Status: B

Requested Status: A, full funding

Reason for Appeal:

- This is our oldest roof in the district, originally going into service as a “20-year State of Maryland” approved roof back in 1998. It will be replaced with a 30-year roof at the same cost as a 20-year system to preserve long term capital.
- Manufacturer roof inspections completed. District roof inspections are typically conducted every weekend as part of our building check program during unoccupied times.
- A “20-year State of Maryland” approved roof will have lasted for 25 years by the time this roof is replaced (pending approval) thanks to the best School Maintenance in the State of Maryland.

Scope: Replace entire roof, flashing, and drain and downspout systems with a modern, well insulated, well-draining system that will restore the weather tight integrity of the building and improve the performance of the building envelope relative to energy conservation.

Of note: Replacement of this system is recommended in the most recent Maintenance Survey to improve this facility.

This is a good roof system that has exceeded its design life due to very good Maintenance. This roof has literally reached the end of its useful life (see attached photos).



Warwick Elementary School, Secretary, MD Capacity=249, Enrollment=347



Typical roof facet at WES. Note bitumen bleed out at every seam due to UV protection being lost over 25 years.



Roof membrane system delaminating and holding water due to the roof exceeding its 20 year design life.



Typical roof repair in failing roof system.



Project Appeal #2 Name: Sandy Hill Elementary School (SHES) Security Vestibule

Project Type: Systemic Renovation-School Security

Requested State Funds: \$544,050

Currently Approved Funds: \$0

Current Status: B

Requested Status: A, full funding

Reason for Appeal:

- Dorchester is a pioneer of 21st Century School Security. DCPS is the first district in the United States to integrate access control, networked/encrypted security cameras and weapons detection onto a single platform.
- Controlling the school environment is essential to meaningful school climate and instruction. In our post-pandemic world, ensuring that the schoolhouse is not interrupted by unauthorized individuals or weapons is a prerequisite to meaningful instruction at all levels in Dorchester. Secured Visitor Vestibules with security cameras, access control and weapons detection systems have been installed in all secondary schools during COVID. It is now time to complete the same improvements where none exist, at all elementary schools.
- Secured visitor vestibules and security systems will be installed at each site as approved. Security upgrades will be installed at all student bus loop entries as well.

- This project represents the first project in our Elementary School Security Improvement program districtwide. This work will be requested and completed until all sites support the same improvements.

Scope: Construct Secured Visitor Screening Vestibules at the main entry at each elementary school districtwide. Each vestibule will be supported by our standard security platform (buzz in system, access control, entry video, overwatch video and weapons detection systems). On both the 1990 and 1996 additions, replace entire roof, flashing, drain and downspout system with a modern, well insulated, well-draining system that will restore the weather tight integrity of the building and improve the performance of the building envelope. At schools with separate bus entries for students, the same security technology will be installed at this second location as compared to the main entry security vestibules.

This technology was recognized by the Association of School Business Officials as the Best Business Practice for Public Schools in 2022.



Project Appeal #3 Name: Choptank Elementary School (SHES) Security Vestibule

Project Type: Systemic Renovation-School Security

Requested State Funds: \$497,550

Currently Approved Funds: \$0

Current Status: B

Requested Status: A, full funding

Reason for Appeal:

- Dorchester is a pioneer of 21st Century School Security. DCPS is the first district in the United States to integrate access control, networked/encrypted security cameras and weapons detection onto a single platform.
- Controlling the school environment is essential to meaningful school climate and instruction. In our post-pandemic world, ensuring that the schoolhouse is not interrupted by unauthorized individuals or weapons is a prerequisite to meaningful instruction at all levels in Dorchester. Secured Visitor Vestibules with security cameras, access control and weapons detection systems have been installed in all secondary schools during COVID. It is now time to complete the same improvements where none exist, at all elementary schools.
- Secured visitor vestibules and security systems will be installed at each site as approved. Security upgrades will be installed at all student bus loop entries as well.

- This project represents the second project in our Elementary School Security Improvement program districtwide. This work will be requested and completed until all sites support the same improvements.

Scope: Construct Secured Visitor Screening Vestibules at the main entry at each elementary school districtwide. Each vestibule will be supported by our standard security platform (buzz in system, access control, entry video, overwatch video and weapons detection systems). On both the 1990 and 1996 additions, replace entire roof, flashing, drain and downspout system with a modern, well insulated, well-draining system that will restore the weather tight integrity of the building and improve the performance of the building envelope. At schools with separate bus entries for students, the same security technology will be installed at this second location as compared to the main entry security vestibules.

This technology was recognized by the Association of School Business Officials as the Best Business Practice for Public Schools in 2022.



Project Appeal #4 Name: Maple Elementary School (SHES) Security Vestibule

Project Type: Systemic Renovation-School Security

Requested State Funds: \$544,050

Currently Approved Funds: \$0

Current Status: B

Requested Status: A, full funding

Reason for Appeal:

- Dorchester is a pioneer of 21st Century School Security. DCPS is the first district in the United States to integrate access control, networked/encrypted security cameras and weapons detection onto a single platform.
- Controlling the school environment is essential to meaningful school climate and instruction. In our post-pandemic world, ensuring that the schoolhouse is not interrupted by unauthorized individuals or weapons is a prerequisite to meaningful instruction at all levels in Dorchester. Secured Visitor Vestibules with security cameras, access control and weapons detection systems have been installed in all secondary schools during COVID. It is now time to complete the same improvements where none exist, at all elementary schools.
- Secured visitor vestibules and security systems will be installed at each site as approved. Security upgrades will be installed at all student bus loop entries as well.

- This project represents the third project in our Elementary School Security Improvement program districtwide. This work will be requested and completed until all sites support the same improvements.

Scope: Construct Secured Visitor Screening Vestibules at the main entry at each elementary school districtwide. Each vestibule will be supported by our standard security platform (buzz in system, access control, entry video, overwatch video and weapons detection systems). On both the 1990 and 1996 additions, replace entire roof, flashing, drain and downspout system with a modern, well insulated, well-draining system that will restore the weather tight integrity of the building and improve the performance of the building envelope. At schools with separate bus entries for students, the same security technology will be installed at this second location as compared to the main entry security vestibules.

This technology was recognized by the Association of School Business Officials as the Best Business Practice for Public Schools in 2022.



Charles County Public Schools

**FY 2024 CAPITAL IMPROVEMENTS PROGRAM
APPEAL OF 75% PRELIMINARY FUNDING RECOMMENDATIONS
BEFORE
THE INTERAGENCY COMMISSION ON SCHOOL CONSTRUCTION**

December 8, 2022

GREETINGS

December 8, 2022

Good Morning.

On behalf of Charles County Public Schools, and those that represent us in the local and state government, we thank the IAC, MSDE, MDP, DGS and all State support staff for their continued advice, assistance and sensitivity to our growing needs for capacity and renovations to aging facilities.

Everyone in Charles County is quite pleased with the great communication always present between all of your staff and our Planning & Construction Office.

Charles County is continuing to renovate our existing buildings in an effort to bring them up to 21st Century learning standards. Charles County Public Schools has one major renovation project, a new school, a systemic roof replacement, and a systemic boiler replacement, in construction and design. Charles County saw an increase in enrollment of 723 students in 2022 and we expect to continue to see enrollment growth. Charles County has presented a CIP that offers balance between renovations of existing buildings, necessary systemic projects to prolong the life of buildings, and new schools to address the demands that come from a growth county.

APPEAL #1

Elementary School #23 – New Construction:

The new school is located within the Highland Neighborhood of St. Charles Communities. State Planning was approved in FY 2020. The project will have a State Rated Capacity (SRC) of 778 and include two full day Pre-K classrooms to address the requirements of The Blueprint for Maryland Schools. The design has been completed, approved by DGS and the project goes out to bid in mid-December 2022. Charles County Public Schools intends to award the project in early April 2023 to allow a two-year construction duration, given the materials delays and labor issues in the current construction market.

The appeal is for construction funding in the amount of \$9,724,513.00.

CURRENT STATUS:

Local planning and design funds were approved in FY 2020. Local construction funds were approved in FY 2021. The design development (DD) documents were approved by DGS on August 10, 2022, and the construction documents (CD) comments were issued by DGS on October 26, 2022, and responses were submitted on November 14, 2022. The bid documents will be made available in mid-December 2022. CCPS intends to award a construction contract in early April 2023.

APPEAL #2

General Smallwood MS – HVAC systemic

The school was built in 1953, with additions in 1959 and 1979. The 1950's building was renovated in 1979 and the HVAC system has exceeded its normal life. The project also included a roof replacement that was awarded funding under the FY 2023 Healthy Schools Grant. CCPS desires to construct the roof and HVAC replacement project at the same time, in order to not repeat work. The roofing project will require thicker insulation and raising of the curbs for the HVAC equipment. This necessitates the removal of the HVAC air handler units. The design for the entire project has been awarded to an MEP engineer and we intend to submit construction documents in May 2023.

The appeal is for construction funding in the amount of \$3,950,000.00.

CURRENT STATUS:

Local planning and design funds were approved in FY 2021. Local construction funds are programmed for FY 2024. The MEP engineer has begun design. The design development (DD) documents will be submitted in March 2023, and the construction documents (CD) will be submitted to DGS in May 2023.

APPEAL #3

J.C. Parks Elementary School – Full Day Kindergarten Addition:

The school was built in 1967 and renovated in 1997. This school received relocatable classroom space to accommodate the additional student needs for a full-day kindergarten in 2008. This addition will restore much needed permanent classrooms as the school is currently utilizing 3 portable classrooms. The official September 30, 2022 Kindergarten enrollment is 89 students, and the full day Pre-Kindergarten enrollment is 39 FTE students, which have been impacted by the pandemic. As The Blueprint for Maryland's Future implements Full-Day Pre-Kindergarten additional spaces will be needed to support early childhood learning. State planning was approved in May 2022, as part of the FY 2023 CIP request.

The appeal is for construction funding in the amount of \$2,306,000.00.

CURRENT STATUS:

Local planning and design funds were approved in FY2021. The architect is under contract and working on design. The schematic design (SD) documents are scheduled for February 2023, Design Development (DD) documents are scheduled for May 2023 and Construction Documents (CD) are scheduled for August 2023. Local construction funds are scheduled for FY 2024. State construction funds are requested in FY 2024.

APPEAL #4

Middle School #9 – Planning:

The need is for additional school capacity in the St. Charles development area of Waldorf. Continued development in the County's development district and the Town of La Plata will cause enrollment at the middle school level to exceed the capacity of the existing schools in that area. MS #9 site is being negotiated with the developer of St. Charles as part of their school site donations mandated in Docket 90. The school is proposed with a State Rated Capacity of 975 students and will serve a population that includes students with special needs, students with low English proficiency, and children eligible to participate in the free and reduced meals program.

The appeal is for planning approval.

CURRENT STATUS:

Local planning and design funds are scheduled for FY 2024 and FY 2025. Local construction funds are requested for FY 2026 and FY 2027. Charles County Public Schools will be submitting the site analysis package to Maryland Department of Planning for clearinghouse review before the end of 2022. CCPS will utilize an on-call architect to begin design in July 2023. The Schematic Design (SD) documents are anticipated to be submitted in October 2023, Design Documents (DD) are anticipated to be submitted in January 2024 and Construction Documents (CD) are anticipated to be submitted in April 2024.

Thank you for the support.

STATUS OF CURRENT IAC STAFF RECOMMENDATIONS

As of December 8, 2022:

1. T.C. Martin Elementary School – Modernization/Addition

- a. Construction funding request - \$10,230,000.00**
- b. Second year of construction funding**
- c. Contract awarded in May 2022**
- d. Construction ongoing**

2. ES #23 – New Construction

- a. Construction funding request - \$10,500,000**
- b. Second year of construction funding**
- c. Construction Documents approved by DGS**
- d. Bid documents on the street mid-December**
- e. April 2023 tentative contract award**



Prince George's County Public Schools
Testimony to IAC
December 8, 2022

Re: Fiscal Year 2024 IAC 75% CIP
Appeal of Staff Recommendations for Funding and Planning Approval

Good Morning Members of the Interagency Commission (IAC) and staff. My name is Dr. Monica Goldson, and I am the CEO of Prince George's County Public Schools (PGCPS). I am here today with Dr. Mark Fossett, COO of PGCPS and Mr. Shawn Matlock, the Director of Capital Programs.

Thank you for inviting us this morning and for the 2 projects that received an 'A' status with recommendation for full funding. We are looking forward to delivering these projects to our County's students and communities. All but one of our remaining projects received a grade of "B." We appreciate the IAC's staff's effort and consideration given to our FY2024 requests.

However, we are here to appeal our Priority 4 project--**the critically needed renovation/addition of the Cool Spring Elementary School and Priority 8, the fully designed HVAC Replacement at Woodridge Elementary School, both of which are currently recommended for zero of the \$9 Million and \$3.65 Million, respectively, requested State dollars.** Per the State's facility assessment these two schools are in the bottom eight of the schools evaluated. Cool spring Elementary school has an FCI number of 65. Woodridge has one of the two poorest FCI numbers at 71.

Cool Spring Elementary School is a critical project for PGCPS as its expansion will allow the old Cherokee Lane Elementary School to be vacated by Adelphi Elementary School and demolished so that the construction can begin on the New Northern Adelphi Area High School.



The Construction of the New Norther Adelphi Area High School, will create swing space for the construction of the High Point High School, which is significantly over enrolled and also has a very high FCI of 54.99. PGCPS plans to use an offsite construction method for this renovation expansion and the \$9 million in construction funding would allow us to purchase materials early and avoid supply chain issues that could delay construction.

The HVAC project at Woodridge Elementary School has been delay for several years and had originally been planned to use only County funding. The increased cost in materials has forced PGCPS to seek State funding for this critical project. The 68 years old, Woodbridge Elementary School received the second worst evaluation of the PGCPS schools evaluated during the State Facilities Assessments. The low score can largely be attributed to the age and condition of the HVAC and related systems at this school.

In conclusion, please consider fully funding the Woodridge Elementary School HVAC project and increasing our Cool Spring Elementary School construction funding allocation so that PGCPS can we can avoid material escalation and critical material delays.

Thank you for your time and consideration



December 05, 2022

Interagency Commission on School Construction
200 West Baltimore Street, 2nd floor
Baltimore, Maryland 21201

Re: **FY 2024 State CIP Appeal**
St. Mary's County

Dear Chairman and Commission Members:

As the Superintendent of St. Mary's County Public Schools, I appreciate the opportunity to discuss the needs of our school facilities on behalf of the students and staff and the work that has been completed to get to a 75% recommendation. As you are aware, the current condition of the construction market is volatile, with pricing changing daily and a decreased contractor pool. Compounding the issues is the extensive coordination required to ensure our facilities are maintained based on a backlog of products that can extend well beyond a year. Given all these dynamics and the continued demand for environmental changes as a result of COVID indoor air quality, we are pushing our core systems beyond their useful life. One thing we can be assured of is that the future continues to look very different than the past. We will continue to strategize, adjust, and anticipate the needs of a changing construction market. Our FY 2024 request is solely focused on ensuring that our students have safe instructional environments in which to learn each day. The plan is consistent with the 2022 Educational Facilities Master Plan and Comprehensive Maintenance Plan. It is supported by the assessments and inspections completed by the Interagency Commission on School Construction (IAC) staff during the School Facilities Assessment and Maintenance Inspections. We need the support of the IAC and State funding to complete Roof and HVAC Systemic Renovations that address our most pressing issues. Staff continue to work to complete smaller projects to extend systems beyond their useful lives, such as the FY 2024 request for chillers at several schools. We appreciate that the IAC voted to approve freezing the CIP funding targets for FY 2024 and FY 2025 at the amount provided to LEAs for FY 2023. However, given the funding constraints this funding will not meet the demands we are facing, as presented in our FY 2024 request.

The IAC staff 75% recommendation is \$1,491,092 in new authorization and at 100% based on all funding sources is \$4,005,000, which includes \$618,182 of prior year funding reserves. This is well short of the \$15,897,000 requested to meet our cashflow requirements for requested projects. In reviewing the projected allocations for St. Mary's County, the current allocations are less than the 1.77% for FY 2023, resulting in a shortfall of new authorization for FY 2024 of approximately \$1.6 million. This funding is critical to meeting our cashflow for FY 2024 projects. The target range for our FY 2024 budget should be \$5 million and we are currently projected to receive \$3.3 million. We understand that this recommendation is based on the current Statewide estimates and that additional funding may become available. We are requesting consideration of additional funding to address the following projects.

	FY 24 Statewide New Authorization	10 year Actual Average	10 Year % By New Authroization	Target Funding by LEA % - Not Including Reserved	Formulaic Funding Targets
IAC FY 2024 Allocation Analysis		4,985,306	1.77%	\$ 4,690,225	\$ 5,246,038
SMCPS Recommended IAC Allocations					
75% New Authorization	\$210,000,000	\$ 1,491,092	0.71%	\$ 1,491,092	\$ 1,491,092
90% New Authorization	\$ 42,000,000	\$ 1,522,997	3.63%	\$ 1,522,997	\$ 1,522,997
100% New Authorization	<u>\$ 23,000,000</u>	<u>\$ 372,729</u>	1.62%	<u>\$ 372,729</u>	<u>\$ 372,729</u>
Total New Proposed Statewide Authorization	\$275,000,000	\$ 3,386,818	1.23%	\$ 3,386,818	\$ 3,386,818
Difference +/-		(\$1,598,488)	-0.54%	(\$1,303,407)	(\$1,859,220)
SMCPS Reserve FY 08 - FY 16		\$ 618,182			
100% Authorization with Reserve	\$275,000,000	\$ 4,005,000	1.46%		
Difference +/- from 10 Year Avg		(\$980,306)	-0.31%		

Lettie Marshall Dent Elementary School - Limited Renovation

FY 2024 Requested: \$8,043,000

75% Recommendation: \$559,092

100% Recommendation: \$3,073,000

FY 2023 Reserve to be applied to this project: \$4,970,000

2022 State FCI Score: 58.92%

2022 State Maintenance Score: 74.15%

This project is for the limited renovation of the building, including the replacement of the HVAC last replaced in 1992. This project addresses the educational program and infrastructure needs of the aging facility. The project was approved in FY 2023, however, given the construction climate and repeated engineering cost estimates during the design this summer, it was determined that the approved budget would not be sufficient for a contract award when the project was bid in the spring of 2023. In consultation with IAC staff, it was determined that the best course of action would be to revert the project, bank the previous funds in our reserve and request the project as our number one priority in FY 2024 with an increased budget. We are requesting approval of the \$4,970,000 in reserve funds for the FY 2023 project reversion be approved for use on this project.

Great Mills High School – Partial Roof Replacement

FY 2024 Requested: \$4,353,000

75% Recommendation: \$396,000 (design funding)

100% Recommendation: \$396,000

2020 State Maintenance Roof Assessment: Not Adequate

To maximize the life expectancy of the roof, this project was divided into two phases. This is the second and final phase of the roof replacement. This project was requested as our Healthy School Fund in the

spring of 2022. The project was the last project approved and the allocation was \$1,045,500 short of the request. Staff inquired to the IAC to see if the shortfall could be funded through a mix of the Healthy School Facility Fund and the Traditional CIP. We were informed that this was not possible, so we did not accept the HSFF funding and included the full budget as our second priority in FY 2024. This mix of funding was subsequently approved for another LEA, and we support this going forward. We are requesting full funding of our FY 2024 budget request of design and construction funding in the amount of \$4,353,000 to ensure this project remains on schedule.

Piney Point Elementary School – HVAC Systemic Renovation

FY 2024 Requested: \$5,897,000

75% Recommendation: \$536,000 (design funding)

100% Recommendation: \$536,000

2017 State Maintenance Boiler Assessment: Good

This project is for the replacement of the HVAC last replaced in 1993, which is now 29 years old. This project addresses the educational program and infrastructure needs of the aging facility. Based on age the heating plant equipment (oil pumps, boilers, flues, dual temperature and boiler pumps, boiler room piping/insulation) will all be replaced and upgraded with direct digital controls to meet current county standards and state of Maryland Energy code requirements. The piping distribution outside of the boiler room will be reused. All runouts to various terminal units will be replaced. The chiller will be replaced with a primary constant flow chilled water pump to maintain a variable flow distribution system. Single zone packaged cooling variable flow rooftop units will be utilized and be provided with dehumidification control. Existing air distribution systems will be cleaned and reused to the extent possible. All exterior ductwork mounted on the roof will be replaced. Split systems and unit ventilators will be replaced. A study and partial design were completed in advance of the project with local funds allocated in FY 2022. We are requesting full funding of our \$5,897,000 request for design and funding construction for FY 2024.

Chillers/Controls @ Benjamin Banneker, Lexington Park, Mechanicsville, & White Marsh E.S.

FY 2024 Requested: \$852,0000

75% Recommendation: \$0

100% Recommendation: \$0

To extend the life of our HVAC systems, staff is recommending that we begin replacing chiller systems to ensure safe, comfortable, and functional learning environments. Based on recent construction cost escalation, staff worked collaboratively with the IAC staff to explore opportunities to extend the life expectancy of core systems. Given the 18-month lead time on chillers, staff identified four schools that were eligible for full HVAC systemic renovations but could have the full replacement delayed several years by replacing the chillers. Deferring the full renovation is a key piece to meeting our scheduling of projects based on State and local funding levels. We are requesting full funding of our FY 2024 request of \$852,000 so that the chillers can be ordered this summer.

Chopticon High School Limited Renovation

FY 2024 Requested: \$1,722,0000 (design)

75% Recommendation: \$0

100% Recommendation: \$0

2020 State Maintenance Boiler Assessment: Adequate


The FY 2024 request is for design funding approval for the limited renovation at Chopticon High School, with an emphasis on the replacement of the HVAC system and building envelope improvements. Keeping the design for this project on track is imperative so that we can utilize the Built to Learn Act funding allocation for this project in FY 2026.

We understand that there are major projects for other LEAs that have helped guide the funding recommendations being put forth today and understand that there is a potential for additional funding throughout the budget cycle. Our project request as presented is structured to meet the needs of our most pressing facility condition issues, as well as balance our cashflow as we prepare for the Built to Learn Act project at FY 2026 for Chopticon High School, which will span five years at its completion. It is imperative that we keep these projects on track to be completed prior to the start of construction for the Chopticon High School Limited Renovation.

We would like to thank you for your support of our FY 2024 State CIP and the opportunity to present our challenges as part of this appeal. In addition, we would like to acknowledge the efforts of the IAC staff in providing support for our capital projects from planning through construction, including new ways to collaborate through our regional facility manager.

Thank you for your time and consideration.

Sincerely,



J. Scott Smith, Ed.D
Superintendent of Schools

cc: Dr. Jaffurs
Mrs. Kimberly Howe



Members of the Board of Education

Mr. M. Thomas Woods, President
Mr. Rodney B. Glotfelty, Vice President
Dr. Matthew A. Paugh, Associate Member
Mrs. Monica L. Rinker, Associate Member
Mr. Jason E. VanSickle, Associate Member
Ms. Alexis X. Shaffer, Student Board Member

40 South Second Street • Oakland, Maryland 21550
Telephone: 301-334-8900 • <http://www.garrettcountryschools.org>

Superintendent of Schools
Ms. Barbara L. Baker

December 5, 2022

Mr. Alex Donahue, Acting Executive Director
Interagency on Public School Construction
200 West Baltimore Street, Suite 200
Baltimore, MD 21201

Dear Mr. Donahue,

On behalf of our students, staff, parents, and community members, I urge you to reconsider fully funding the capital project needs of Garrett County Public Schools (GCPS) as outlined in their Capital Improvement Plan submitted to you electronically on Wednesday, November 30, 2022.

GCPS has experienced multiple challenges throughout the last 25 years. We are the largest county, geographically speaking, (if you were to flatten our mountains) and have experienced continued loss of enrollment, closures of schools, programmatic changes and losses, and personnel reductions. We have not requested significant funding historically from the IAC due to these challenges and have continued to maintain our buildings to the best of our ability. However, some of our buildings, including the Southern Middle School facility, continue to require necessary capital funds to ensure it is a safe and secure facility for our students to thrive in.

The last new school built in Garrett County was in 1998 and two schools were consolidated at that time. Northern Middle School was renovated in 2008 and there were plans to renovate Southern Middle School soon thereafter. The renovation of Southern Middle School was approved for state funding and much of the Architectural and Engineering Services were completed. The project was not completed due to a lack of local support at that time. GCPS subsequently closed three more schools in 2010 and 2011 due to aging schools and declining enrollment. It should be noted that most of the previous requests to the IAC have been for projects in schools we know will remain a part of the future footprint.

The superintendent's staff has provided significant data to the board and to the public. The board has already voted to realign the grade bands in the southern area of the county. This will allow us to modernize our current Southern Middle and close the largest elementary school. The board is next going to examine the options for consolidation and grade bands in the northern area. The entire plan is contingent upon the first step of A&E for the new Southern Middle Addition and renovation project. I urge you to allocate the necessary funds that were requested and to "lock-in" the entire scope of the project moving forward.

Sincerely,

Mr. M. Tom Woods
Board President, Garrett County Board of Education

Cc: Garrett County Board of Education Members
Ms. Barbara L. Baker, Superintendent
Mr. Richard Wesolowski, Director of Maintenance, Facilities, Operations, and Transportation
Mrs. Alison R. Sweitzer, CPA, Director of Finance

Excellence • Effectiveness • Innovation • Community



Garrett County Public Schools

December 8, 2022

Objective

The renovation of Southern Middle School is critical to implementation of the strategic plan for Garrett County Public Schools.

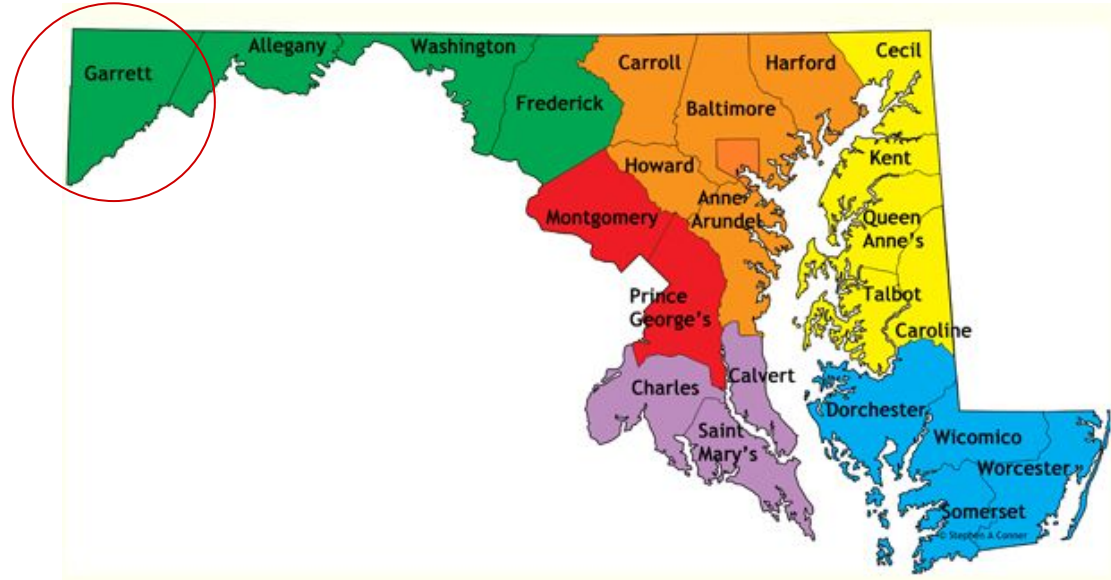
Information to support the critical need includes:

- About Garrett County Public Schools
- The Perfect Storm
- Background of Southern Middle School project & timeline of facility utilization analysis
- Proposed Facility Footprint and Grade Band Change for GCPS
- Final Rationale of Critical Need Moving Forward

About Garrett County Public Schools

Demographics:

- Second-largest county in Maryland with 656 square miles
- Third-smallest school system with enrollment of 3,500 with pre-k.
- GCPS Buses transport students over 5,000 miles per day



Current System Footprint:

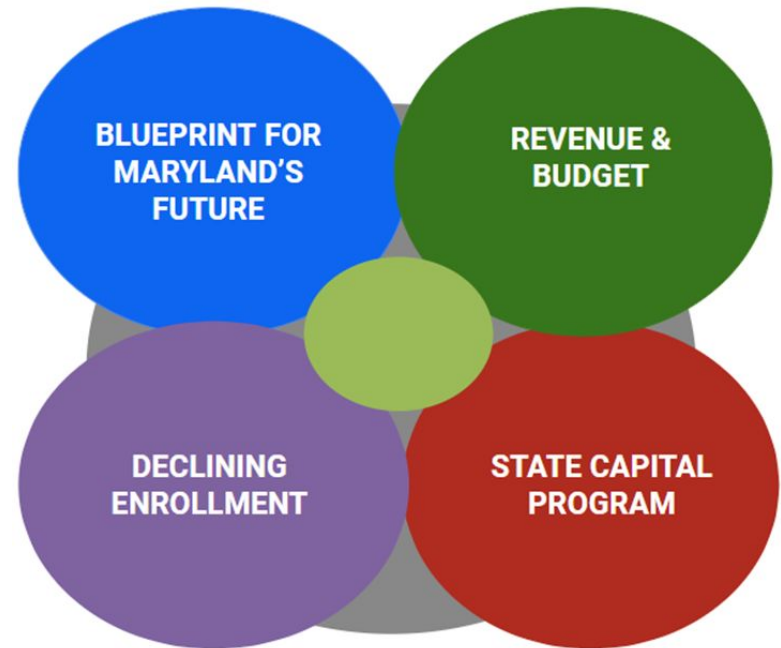
- 2 High Schools
- 2 Middle Schools
- 7 Elementary
- 1 K-8 School

A Perfect Storm

Since 2015 external variables have changed

- **Blueprint for Maryland's Future Act (The Blueprint)** is a landmark, generational piece of legislation intended to enhance and improve the investment in and operation of Maryland's public school system.
- **Declining Enrollment** has been a hardship for Garrett County Public Schools since the 1970s, losing on average 1.7% per year since 2013.
- **Revenue & Budget** will continue to be squeezed with the systems new requirements of Blueprint (increasing costs) and decline in enrollment (decreasing potential revenue).
- **State Capital Program** has undergone revolutionary change with the adoption of the Built to Learn Act and accountability changes at the Interagency Commission of School Construction.

These changes have forced GCPS Staff, Board and Stakeholders to consider alternatives in facility utilization and grade band alignments.



Perfect Storm - a particularly bad or critical state of affairs, arising from a number of negative and unpredictable factors (Oxford Dictionary).

GCPS Historical Enrollment Trends

GCPS Historical K-12 September Student Enrollment



Totals do not include Pre-K enrollment.

Over the past 10 years, GCPS has experienced a total decline of **623.75** students or **15.9%**.

Year over year the system decreased by **54** students or **1.62%**.

Each spring Maryland Department of Planning and GCPS collaborate to detail a 10 year projection to assist with preparation of the Educational Facilities Master Plan (EFMP) and the Capital Improvement Program (CIP). Those projections through 2033 detail further enrollment decline.

Southern Middle Renovation/Addition

Garrett County Public Schools has been working to right size facility utilization since the first attempt to renovate Southern Middle school in 2015.

Timeline:

- 2016-17 - Performed systemic renovations to the Southern Middle building (roof, sewage system & fire alarm)
- 2017-18 - Staff identified strategic issues in a preliminary report of the RISE Plan
- Fall 2018 - IAC Staff Visited Garrett County.
- 2019 - Strategic Facilities Committee, facilitated by Educational Facilities Planning LLC (EFP), incorporated diverse stakeholder input to present recommendations to the GC BOE to address under utilization in schools.
- 2020 - GC BOE adopted a Five-Year Strategic Facilities Plan to eliminate open space educational spaces and address air conditioning.
- 2021 - The preliminary facilities feasibility study was prepared by EFP
- 2022 -
 - February - Proposed to change the system's grade band to PK-6 & 7-12, thereby consolidating from twelve schools to seven by the start of school year 2026-27.
 - March - IAC Staff presented to GC BOE on funding programs, formulas & eligibility
 - August - Grimm and Parker completed a Feasibility Assessment, Educational Specifications, and Schematic Design.
 - September - GC BOE adopted PK-6 & 7-12 grade band alignment in South

Proposed Footprint for Garrett County Public Schools

It is recommended that the Southern Middle School facility be modernized to become a Pre-Kindergarten to Sixth grade facility, Southern High School would become Seventh to Twelfth grade facility and Broad Ford Elementary would be demolished.

01	Northern Garrett High School Grades 7 - 12	<ul style="list-style-type: none"> 7 & 8 grade students consolidate from NGMS to NGHS
02	Northern Elementary (TBD) Grades PK - 6	<ul style="list-style-type: none"> Consolidate PK - 5 & rising 6th grade students from Accident & Friendsville to NGMS building STARS program Special Education Center 3 year old Pre-K classroom
03	Grantsville Elementary School Grades PK - 6	<ul style="list-style-type: none"> Consolidate Route Forty students (PK-6) to Grantsville Rising 6th graders remain at GV
01	Southern Garrett High School Grades 7 - 12	<ul style="list-style-type: none"> 7 & 8 grade students shift from SGMS to SGHS
02	Southern Elementary (TBD) Grades PK - 6	<ul style="list-style-type: none"> Broad Ford PK-5 & rising 6th grade students consolidate to SGMS building upon renovation Special Ed Center moves to Southern Elementary (TBD) 3 year old Pre-K classroom
03	Yough Glades Elementary Grades PK - 6	<ul style="list-style-type: none"> Swan Meadow students consolidate to Yough Glades Rising 6th graders remain at YG Special Ed Center moves to Southern Elem (TBD)
04	Crellin Elementary Grades PK - 6	<ul style="list-style-type: none"> Remains K - 5 at this time

Southern Middle Renovation/Addition

The Southern Middle Renovation Project is critical to the future of GCPS because it is the first step in the adoption of a PK-6 & 7-12 grade band in Garrett County which addresses all components of the Perfect Storm. Justification includes the following:

- Complies with legislative mandates of the Blueprint for Maryland's Future
 - Our plan enables implementation of all five pillars in a seamless and efficient manner for a small, rural LEA
- Provides opportunities for students and staff
 - This plan leverages scheduling and course offering efficiencies may be gained with more students under one roof
 - 47% of GCPS entire student population will be housed between two facilities
- Affords operating budget sustainability and reduced total cost of ownership
 - GCPS' total plan calls for the elimination of 5 schools or 42% of GCPS footprint thereby reducing the total square footage by 163,665 square feet from 391,011 to 227,346.
 - GCPS' current SRC is 58% and this plan estimates a move to 75% by SY26-27.
- Efficiently allocates state capital funds by eliminating future CIP funding requests with closure of several schools that have the lowest Facility Assessment Scores MDCI. Local County Government has committed \$14.4 million to the project.

Thank You!

We appreciate your time and consideration.
Please feel free to contact us with any questions.

- Barbara L. Baker, Superintendent
 - barbara.baker@garrettcountyschools.org
 - 301-616-5014
- Richard Wesolowski, Director of Maintenance, Operations, Facilities & Transportation
 - richard.wesolowski@garrettcountyschools.org
- Alison Sweitzer, Director of Finance
 - alison.sweitzer@garrettcountyschools.org

December 5, 2022

Interagency Commission on School Construction
Maryland Public School Construction Program
200 W. Baltimore Street
Baltimore, MD 21201

RE: FY2024 Capital Improvement Program Appeal

Dear Commission Members:

On behalf of Washington County Public Schools (WCPS), the Board of Education, Superintendent Dr. David Sovine and the citizens of Washington County, we want to thank the Interagency Commission on School Construction (IAC) for its consideration of the IAC staff's 75% recommendations of \$4,851,000 in funding for five of the seven capital projects requested by WCPS: the E. Russell Hicks Middle School chiller replacement, the Clear Spring Elementary School boiler replacement, Pleasant Valley Elementary School HVAC replacement, the Eastern Elementary School chiller replacement and Springfield Middle School electrical distribution system replacement. It is our understanding that the funding allocations being considered today represent the IAC staff's recommendations for 75% of the available funding for Fiscal Year (FY) 2024, and it is the intention of the IAC to fully fund each of the five projects mentioned above bringing the total proposed recommended allocation for FY2024 to \$6,468,000 of the 8,791,000 requested by WCPS.

Due to limited available funding both from state and local sources, WCPS has focused its FY2024 request on systemic projects to maintain existing facilities while continuing to work with our local funding partners to raise funds for full-scale renovation or replacement projects. On average over the last ten years, The IAC has allocated \$8,048,000 per year to WCPS and this year's proposed 100% recommendation falls short of that traditional allocation by nearly 20% or \$1,580,000. Full funding of WCPS' request is vital to the maintenance and operation of the aging infrastructure in our county.

With gratitude for the funding that has thus far been recommended, **our specific appeal is for full funding for the State's portion of the two projects in our request: \$2,323,000 in additional funding for the Hancock Middle Senior High School and the Smithsburg Middle School Electrical Distribution Replacement projects.**

The Hancock Middle Senior High School project will replace equipment that was installed when the school first opened in 1956 with an addition added in 1968. This equipment has been painstakingly maintained, allowing it to last 67 years – well beyond its expected useful life. The project will also include the installation of an emergency generator, which will allow the site to be used as an emergency shelter in times of need. The

school resides in the Town of Hancock along Interstate 70 where the closest Maryland high school is nearly 17 miles to the East in Clear Spring or 37 miles to the West in Cumberland, Allegany County. Funding in this fiscal year will allow the project to move forward as quickly as possible while supporting rural schools in remote sections of the state where the vital services provided by schools and shelters are most needed.

The Smithsburg Middle School project will replace equipment that is original to the school which opened in 1976 and has also been meticulously maintained to allow it to last 47 years. The project will also likewise include the installation of an emergency generator, allowing the site to be used as an emergency shelter in times of need. Allowing this project to proceed prevents it from continuing to fall back into a backlog of other highly needed systemic renovations needed throughout the WCPS facility inventory.

Additionally, if increased statewide funding for school construction becomes available for FY2024 through the legislative process, WCPS respectfully requests the opportunity to move future projects forward for FY2024 funding.

IAC staff noted on page 53 of today's meeting packet that adjustments could be made to allocations to reflect a school systems "proportional full-time enrollment". Based upon enrollment reports from the Maryland State Department of Education, on September 30, 2021, WCPS had enrolled 21,100 students or 2.5% of the total number of students in the state. The WCPS capital funding request for FY2024 is 2.57% of the funds available for allocation (page 53 of packet). This calculation provides additional support for the appeal request outlined above.

WCPS respectfully submits its FY2024 appeal to the IAC for an additional \$2,323,000 beyond the Total proposed FY2024 allocation to fully fund WCPS's projects. The IAC's support is crucial to the success of the students in Washington County.

Sincerely,



Jeffrey M. Proulx

Chief Operating Officer

CC:

Washington County Board of Education members

State Delegation Members

Board of County Commissioners of Washington County

Dr. David Sovine, Superintendent

Mr. John Martirano, County Administrator

Mr. Robert Rollins, Director of Facilities Planning and Development

Remarks by Dr. Mark Bedell
Appeal of IAC Staff Recommendation
December 8, 2022
Revised*

Good morning Mr. Kasemeyer and members of the Commission. I am Mark Bedell, Superintendent of Anne Arundel County Public Schools, and I am pleased to have this opportunity to meet with you to address our Fiscal Year 2024 Capital Improvement Program (CIP) request.

I would like to begin by thanking the Commission for the continued support that Anne Arundel County has received. I would also like to thank the Interagency Commission on School Construction (IAC) staff for their 75% recommendations that have been moved forward for your consideration. Every approval provides us the ability to extend the useful life of our school facilities, address future enrollment growth, reduce the continual increase of backlog projects, and provide students and staff an equitable and healthy learning environment.

We, along with our valued partners in local government, continue to implement proven practices that support and improve our CIP. These include extending the local bond duration from 20 to 30 years, using prototype designs, developing sound life-cycle costing, and utilizing value engineering. Along with these best practices, we continue to take into consideration our Strategic Facilities Master Plan, Comprehensive Maintenance Plan, and Educational Facilities Master Plan to ensure that our planned projects will be efficient and fiscally sustainable.

We are committed to the strategic execution of this solid plan, and in order to keep our CIP balanced and functioning, we are requesting your continued support and funding approval for the following projects:

Our first appeal is for our FY 2024 full funding request for the Center of Applied Technology North, Priority 3. Local Planning was approved for this project however our funding request received an approval status of “U” in the 75% recommendations by IAC staff. This project remains on schedule and designs reviews are continuing. Our county has generously forward funded this project, and the educational specifications, programming letter of support, and site have all been approved by MSDE and/or the IAC.

Next, we are requesting local planning approval for Park Elementary School. Park Elementary School is a Title 1 and Community school located in an area of the county with a high concentration of students who are eligible for free or reduced meals. The Educational Specifications were approved in May 2022 and Schematic Design and Design Development submissions were submitted on September 15 and October 24, respectively. Although the documents have been submitted, AACPS has yet to receive any design comments. AACPS has provided a response to the items noted in the November 9, 2022 issues related to the school's Title 1/ Community School programming space and the unique features of the building. AACPS would welcome an opportunity to discuss this further with MSDE/ IAC Staff.

Our next appeal is for the approval and/or full funding for the following Systemic Renovation projects requests:

Three of the projects requested have received Construction Document (CD) approval from the Department of General Services (DGS) and are shovel ready. These projects include:

- Priority 7 Glen Burnie High School Boilers
- Priority 8 Arundel Middle School Ceiling and Lights
- Priority 9 Van Bokkelen Elementary School Windows and Doors

Much to our dismay, none of the shovel-ready projects received funding in the 75% recommendation report and additionally received an approval rating of "U." We are unaware of any unresolved issues that would limit our ability to receive full funding and an "A" rating. No issues were noted in the FY24 issues letter dated November 9, 2022, for these projects.

AACPS has fast-tracked systemic designs that will be shovel-ready by Spring 2023. Design development and/or Construction documents have been submitted to DGS and have either received approval or are pending review comments. These projects include:

- Priority 10 Jacobsville Elementary School Roof
- Priority 11 Four Seasons Elementary School Roof
- Priority 12 Annapolis Middle School Roof

The Jacobsville Elementary School Roof project received a "U" approval. We are

unaware of any unresolved issues that would preclude this project from receiving an “A” rating and full funding. Furthermore, we are requesting full funding for the approved Four Seasons Elementary and Annapolis Middle School.

Finally, we are requesting full funding for the Chesapeake High Wastewater Treatment Plant, Priority 15. This project is in design and on schedule to bid in May 2023.

The State’s ongoing support of these critical systemic projects allows us to effectively utilize our resources, extend the useful life of our facilities, and improve the building’s educational environment. We anticipate all systemic renovation requests to be ready for bid prior to FY24.

On behalf of our 84,500 students, their parents, our employees, the Board of Education of Anne Arundel County, and the community that we serve, I thank you for the opportunity today to discuss our FY 2024 Capital Improvement Program and how it supports Anne Arundel County and the State of Maryland. My staff and I would be pleased to answer any questions that you may have.