

HOW TO HUNT SAFELY IN
GRIZZLY BEAR
COUNTRY



***“Think grizzly and
be prepared”***



What to be aware of if you hunt in grizzly country

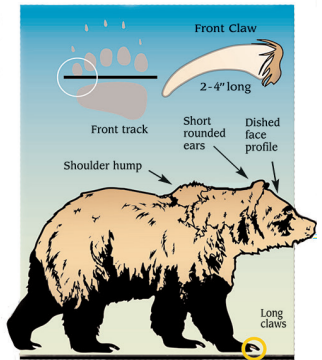
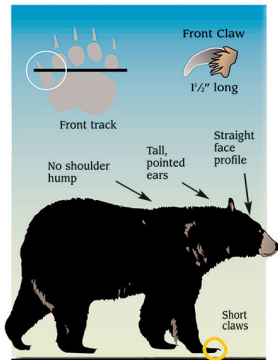
- Grizzlies are primarily found in two areas of Idaho: the Panhandle in big game Unit 1; and the Yellowstone ecosystem in big game Units 60, 61, 62, 62A, 64, 65, and 67. Grizzly bears may also be present in Units 2, 3, 4, 4A, 6, 7, 9, 10, 12, 14, 15, 16, 16A, 17 and 66. Grizzly bears have been found in Units 3, 10, 12, 14, 15 and 16.
- Be aware that the act of hunting increases your chance of encountering grizzlies in these areas.
- Hunt with partners in grizzly country and make each other aware of your plans. Communications and check-in times are helpful.
- While hunting in grizzly country, pay attention to fresh grizzly bear sign. Look for tracks, scats, digs, concentration of foods, or a carcass.
- Let your partners know if you've seen grizzly bear sign. **Be sure of your target before shooting a bear.**
- Most bear attacks are prompted by inadvertently surprising a bear at close range or near a carcass.

Graphics and Photos Courtesy of Chuck Bartlebaugh-CWI



Black Bear

Grizzly Bear



For safety tips while hunting in grizzly bear country, and reporting grizzly bear observations, please visit the Fish and Game grizzly bear webpage at:

idfg.idaho.gov/conservation/grizzly-bear

Safeguards for retrieving game in bear country

- When hunting in grizzly bear country, the golden rule is “get the meat out of the area as quickly as possible.” The longer a carcass remains lying on the ground or within reach of a bear, the more likely it will be discovered by a grizzly.
- If you cannot get the meat out immediately use special caution. Carry a lightweight tarp or space blanket. Put the guts on the tarp and drag them far away from the carcass. Use the tarp to cover the carcass to contain scent and help keep ravens and other predators away. Hang clothing and other items at the site to keep animals away. Locate an observation point as far away from the carcass as possible with a clear line-of-site to the carcass and memorize the site.
- When returning, approach the carcass carefully. Yell or whistle repeatedly. Study the scene with binoculars from the observation point and look for sign of a bear. Do not try to scare a bear off a carcass. If the meat is not retrievable, report the incident to IDFG.
- Hang meat, food, and garbage at least 200 yards from camp, and make sure it is at least ten feet off the ground and four feet from the vertical support, or kept in bear resistant containers.

What to do if you encounter a bear

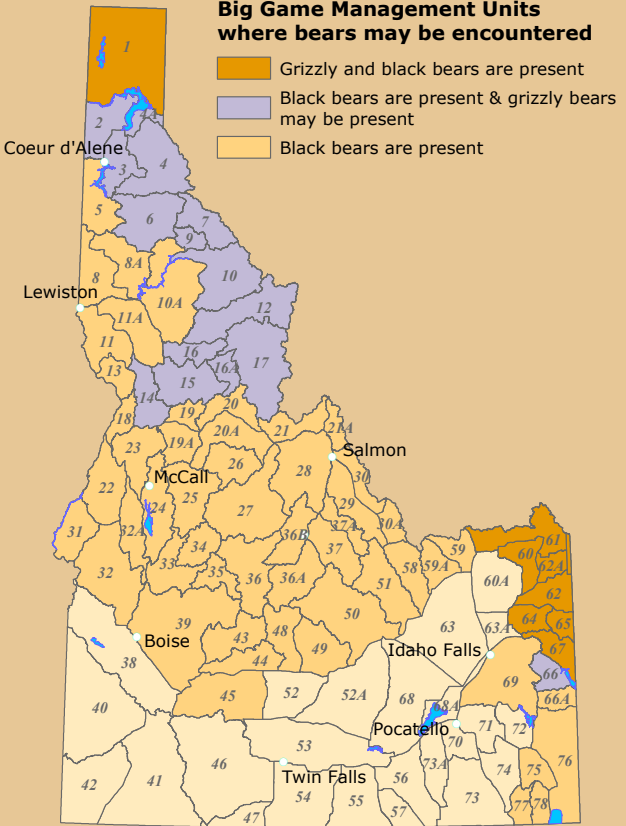
- The mere presence of a bear does not always pose a risk. Most bears will leave an area when they become aware of human presence. If you do encounter a bear, assess the situation and stay calm: **DO NOT RUN**.
- Decide if the bear is aware of you and threatening, or if it is fleeing or unaware. Keep the bear in sight and back away and leave the area.
- When hunting in grizzly country, we recommend that every hunter **carry bear spray**. Keep the spray easily accessible and within reach. Bears sprayed in the face at close range usually stop attacking and are less likely to inflict injury.
- If attacked, use a weapon only if bear spray is unavailable. Wounding a bear could increase the level of an attack.
- As a last resort, if attacked, play dead until the bear is gone. Lie face down, covering your neck and head with your arms. This technique has proven successful in reducing injuries during an attack.
- **Grizzlies remain protected under the Federal Endangered Species Act outside of the Yellowstone area in eastern Idaho.**

BE SURE OF YOUR TARGET!

If you encounter a grizzly bear please report it on our Fish and Game website:

idfg.idaho.gov/species/observations

Big Game Management Units where bears may be encountered



Historically, grizzly bears were found throughout much of Idaho. Today, however, grizzlies are only found in a few places near the Canadian border and near Yellowstone, and possibly along the Montana border in north central Idaho. Be aware that grizzlies may be found in these areas and be prepared.





Idaho Fish and Game Offices

Panhandle Region (208) 769-1414
2885 Kathleen Ave., Coeur d'Alene, ID 83815

Clearwater Region (208) 799-5010
3316 16th Street, Lewiston, ID 83501

Upper Snake Region..... (208) 525-7290
4279 Commerce Circle, Idaho Falls, ID 83401

For safety tips while hunting in grizzly bear country, and reporting grizzly bear observations, please visit the Fish and Game grizzly bear webpage at:

idfg.idaho.gov/conservation/grizzly-bear

Idaho Department of Fish and Game

For more information please visit: idfg.idaho.gov

Idaho Department of Fish and Game adheres to all applicable state and federal laws and regulations related to discrimination on the basis of race, color, national origin, age, gender, disability or veteran's status. If you feel you have been discriminated against in any program, activity, or facility of Idaho Fish and Game, or if you desire further information, please write to: Idaho Department of Fish and Game, P.O. Box 25, Boise, ID 83707 OR U.S. Fish and Wildlife Service, Division of Federal Assistance, Mailstop: MBSP-4020, 4401 N. Fairfax Drive, Arlington, VA 22203, Telephone: (703) 358-2156. This publication will be made available in alternative formats upon request. Please contact the Department of Fish and Game for assistance.

Costs associated with this publication are available from IDFG in accordance with section 60-202, Idaho Code.

8/2020/5,000/41918. Reprinted GG