

July 16, 2024

Intraday...

Action	Scrip	Target 1	Target 2	Stoploss	Time frame
Buy GRANUL July Fut at 520.95-523.95	Granules India Limited	527.0	533.7	518	Intraday
Sell CUMIND July Fut at 3883.45-3889.45	Cummins India Limited	3856.5	3811.5	3916	Intraday

[Daily view](#)

Weekly...

Action	Scrip	Target	Stoploss	Time frame	Status
Buy PIIND July Fut at 3890.0-3905.0	PI Industries	4100.0	3794.0	Weekly	open
Sell BALIND July Fut at 3130.0-3140.0	Balkrishna Industries	3000.0	3205.1	Weekly	open

[Weekly view](#)

Other Product offerings

Derivatives Strategy

Underlying	Action
Pidilite Industries	Buy

Duration : 1-2 months

Click here to see [open calls](#)

Quant (Derivatives) Pick

Underlying	Action
Tata Chemical	Buy
CUB	Buy

Duration : 1-3 months

Click here to see [open calls](#)



For Instant stock ideas:
[SUBSCRIBE](#) to mobile
 notification on ICICIdirect
 Mobile app...

Research Analysts

Jay Thakkar
 jay.thakkar@icicisecurities.com

Dipesh Dedhia
 dipesh.dedhia@icicisecurities.com

Raj Deepak Singh
 rajdeepak.singh@icicisecurities.com

Siddhesh Jain
 siddhesh.jain@icicisecurities.com

Nifty

	Close	Pvs Close	% Change
Spot	24586.70	24502.15	0.35%
Future	24621.70	24521.60	0.41%
Basis	35	19	-
OI (Lakhs)	165.74	160.38	3.34%
PCR	1.33	1.29	-

Bank Nifty

	Close	Pvs Close	% Change
Spot	52455.90	52278.90	0.34%
Future	52630.15	52366.90	0.50%
Basis	174	88	-
OI (Lakhs)	25.41	24.30	4.55%

Pivot Level

	Nifty Future	Bank Nifty Future
S2	24469	51916
S1	24528	52186
Pivot	24582	52424
R1	24640	52694
R2	24694	52932

- ❖ The Nifty continued its positive momentum for the second consecutive session. For the day, we expect the Nifty to trade with positive bias and move towards 24750 levels. On the downside, 24500 is expected to act as immediate support.

- ❖ Sell Nifty 24450 Put option (July 18 expiry) in the range of | 49-51; Target: | 25; Stop loss: | 66

- ❖ The Bank Nifty had a volatile trading session, however it managed to close in green led by State Bank of India. For today's expiry, sizeable Put writing were seen in ATM and OTM strike indicating limited downsides. On the upside, Bank Nifty is likely to move towards 53000 levels.

- ❖ Buy Bank Nifty future in the range of 52600-52650; Target: 52900-53000 ; Stop loss: 52450

- ❖ FII's bought ₹2685 crore in the cash segment while DII's sold ₹ 331 in the last session. In the derivatives segment, FII's have bought index futures worth ₹ 1335 crores while in index options they bought ₹ 8346 crore. In stock futures segment, they sold ₹ 4790 crore.

- ❖ Stocks in Ban: ABFRL, Chambal Fertilizer, GMR Infra, GNFC, Hindustan Copper, India Cement, Indus Tower and RBL Bank

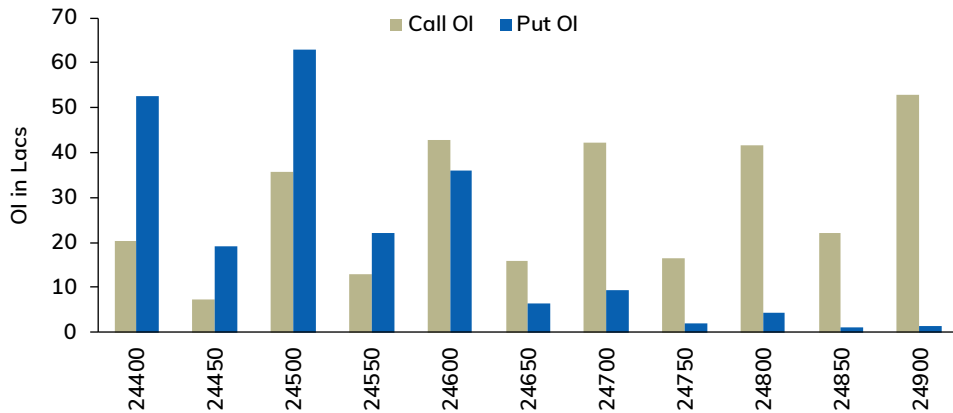
Note: Index calls may be changed, if view differs during market hours and positional recommendations given in Derivatives Strategy should not be linked to intraday index/stock calls.

Source: NSE, Seediiff, Bloomberg ICICI Direct Research

July 16, 2024

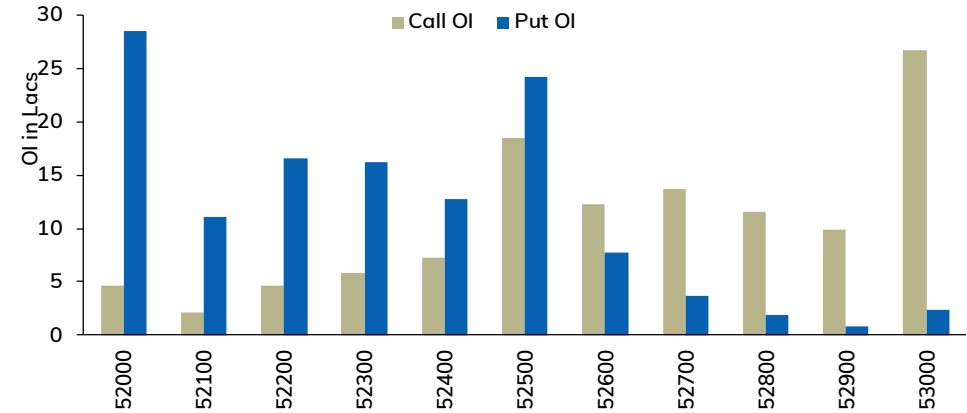
Nifty 24500 Put holds substantial OI...

Nifty Weekly Option OI Distribution



- ❖ In Nifty, 24900 Call strike holds noteworthy OI of ~53 lakhs shares.
- ❖ On the Put side, 24500 strike holds sizeable OI of ~63 lakhs shares.

Bank Nifty Weekly Option OI Distribution



- ❖ In Bank Nifty, 53000 Call strike holds noteworthy OI of ~27 lakhs shares.
- ❖ On the Put side, 52000 strike holds OI of ~28 lakhs shares.

Long Buildup

Name	Price (%)	OI(%)
INDIAMART	2.66%	16.38%
HDFCAMC	0.70%	14.74%
ALKEM	3.78%	14.10%
ESCORTS	1.83%	6.52%
METROPOLIS	0.93%	6.32%

Short Buildup

Name	Price (%)	OI(%)
ASIANPAINT	-1.66%	16.65%
DALBHARAT	-0.33%	6.26%
AXISBANK	-0.31%	4.75%
CUMMINSIND	-1.52%	4.11%
BOSCHLTD	-0.10%	3.95%

Long Unwinding

Name	Price (%)	OI(%)
TCS	-0.28%	-9.81%
SHREECEM	-0.05%	-5.58%
AUBANK	-0.56%	-2.63%
TECHM	-0.57%	-1.63%
PERSISTENT	-0.46%	-1.57%

Short Covering

Name	Price (%)	OI(%)
MPHASIS	1.43%	-8.31%
APOLLOTYRE	4.23%	-7.52%
POLYCAB	1.39%	-5.55%
MCX	3.86%	-4.49%
IGL	1.69%	-4.43%

Source: NSE, Seediff, Bloomberg ICICI Direct Research

July 16, 2024

ICICI Securities Ltd. | Retail Equity Research

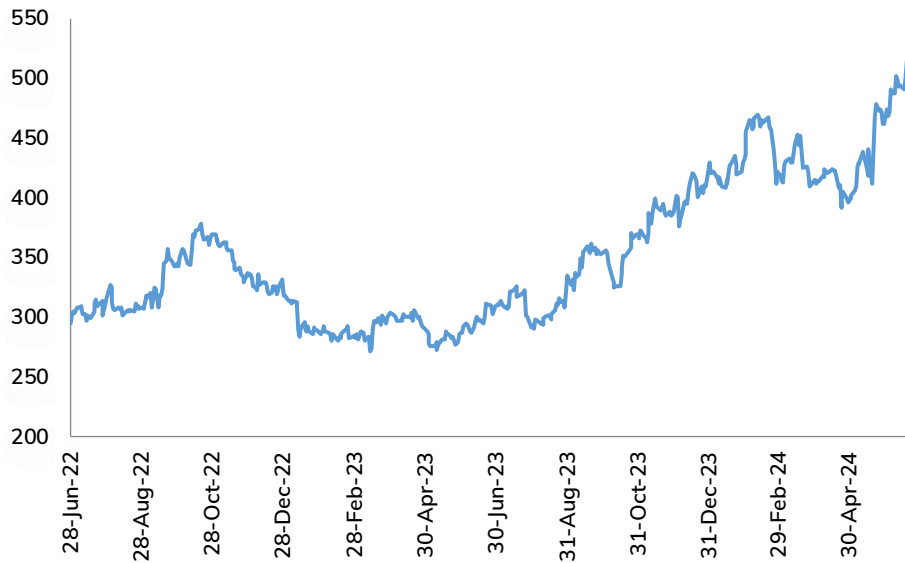
Intraday recommendation with historical price performance...

i) Granules India Limited (CMP: 522.45)

Buy GRANUL July Fut at | 520.95-523.95

Target 1: 527 Target 2: 533.7

Stop Loss: 518

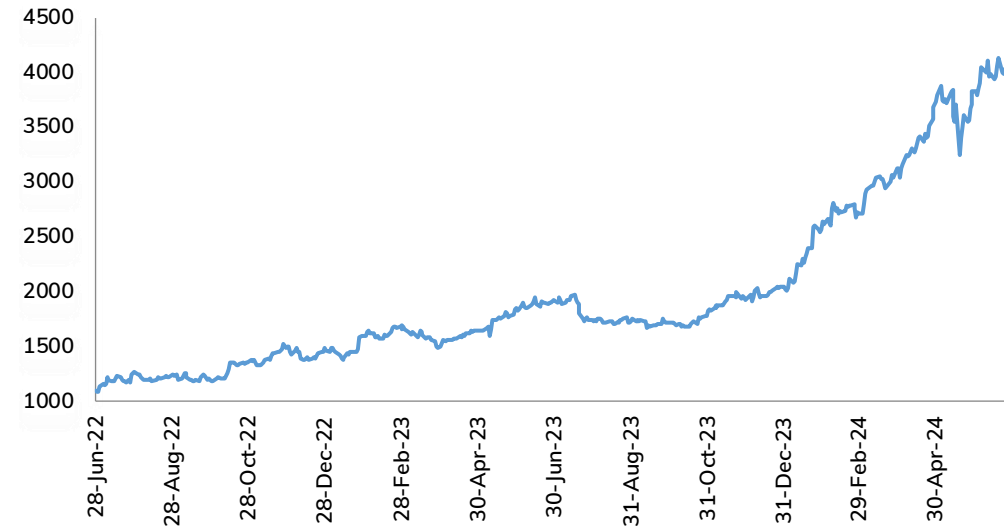


ii) Cummins India Limited (CMP: 3886.45)

Sell CUMIND July Fut at | 3883.45-3889.45

Target 1: 3856.5 Target 2: 3811.5

Stop Loss: 3916.5



Strategy Follow-up

Date	Stock	View	Strategy	Reco	Target	SL	P&L	Comment
15-Jul-24	COLPAL	Buy	Long Fut	3037.0	3101.2	3011.2	22400	Target Achieved
15-Jul-24	ABB	Sell	Short Fut	8212.7	8140.7	8284.7	-	Not initiated

Weekly Recommendation

Weekly future recommendations:

1) Buy PIIND (P I INDUSTRIES LTD) JUL in the range of 3890-3905 Target 4100 and StopLoss 3794.

Rationale

PI Industries closed at the highest levels since April 2024 supported by strong delivery activities. We believe the positive momentum in the stock is likely to extend further as it has managed to cross its key hurdle of 3900. On the F&O front, the futures leverage in the stock is on the lower side. Also, with the stock closing above its resistance level, we expect it to attract fresh long additions. Furthermore, Put writers are getting aggressive as sizeable OI addition is visible at ATM strike, suggesting limited downside. Hence, we expect the stock to move towards ₹ 4100 in the coming sessions.

2) Sell BALIND (BALKRISHNA INDUSTRIES LTD) JUL in the range of 3130-3140 Target 3000 and StopLoss 3205.1.

Rationale

Balkrishna Industries has failed to sustain its bullish momentum and currently seems to be in the corrective phase. On the futures front, the leverage in the stocks has risen by more than 20% over the past few days, suggesting fresh short additions. Moreover, aggressive Call writing is seen in 3200 Call strike which is expected to act as major resistance level for the stock. Given the increase in shorts positions and noteworthy Call writing we believe the current corrective phase in the stock is likely to take it towards ₹ 3000 levels.

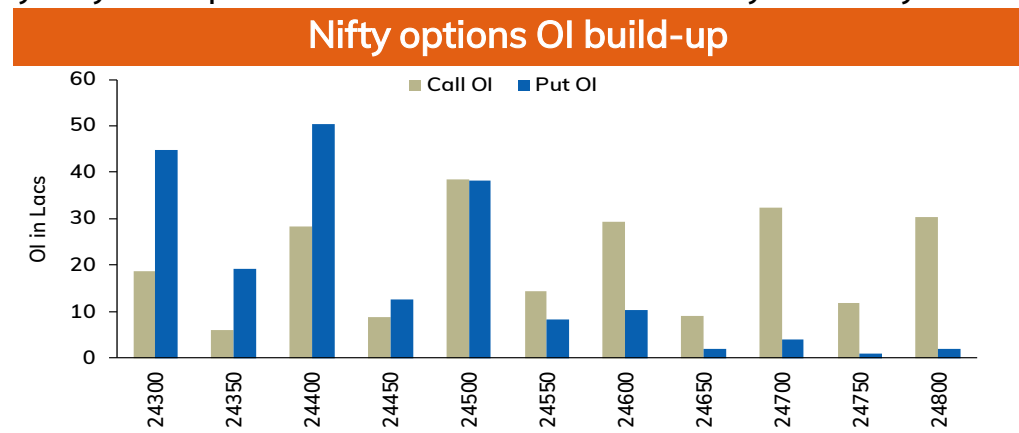
Recommendation follow up							
Underlying	View	Strategy	Reco	Target	Stoploss	Profit/Loss	Comment
Alkem	Bullish	Buy Futures	5075	5410	4875	12400	Profit Booked
Asian Paints	Bearish	Sell Futures	2930	2780	3021	-18200	Stoploss Triggered

Source: Bloomberg, ICICI Direct Research

The recommendation was released on One click derivatives on

Nifty: Likely to remain positive with support at 24200 levels...

- The Nifty extended its positive move for the 6th week as it closed the last week with gains of nearly 0.75%. Nifty IT index gained nearly 3.5% last week contributing most of the gains of Nifty. On the other hand, broader markets remained largely range bound where both midcap and small cap closed the week in marginally green. Going ahead, we believe that Nifty may attempt to move towards 25000 levels with support can be seen near 24200 levels.
- From the data perspective, despite some cool-off in positions, FIIs remained net longs in index futures. Their net longs in the index futures have declined to nearly 3.2 lakh contracts from 4 lac contracts during the week. However, other participants including retail remained cautious and they are net short in the index. Considering, resumption of cash based buying from FIIs, major declines seems unlikely.
- On the options front, relatively high Put writing is visible at ATM Put strikes compare to Call strikes, suggesting expected support at lower levels. Put base at 24400 strike is significantly high along with 24200 strike in the shortened week, which may restrict immediate downsides. Thus only a move below 24200 may trigger further weakness in the markets. On higher side, the only meaningful Call base is placed at 25000 strike which is likely to remain important hurdle.
- The volatility index has risen last week and closed tad below 14 levels amid up coming up results from heavyweights and Union budget. Thus we believe volatility may inch up further from current levels and may move beyond 15 levels in the coming sessions

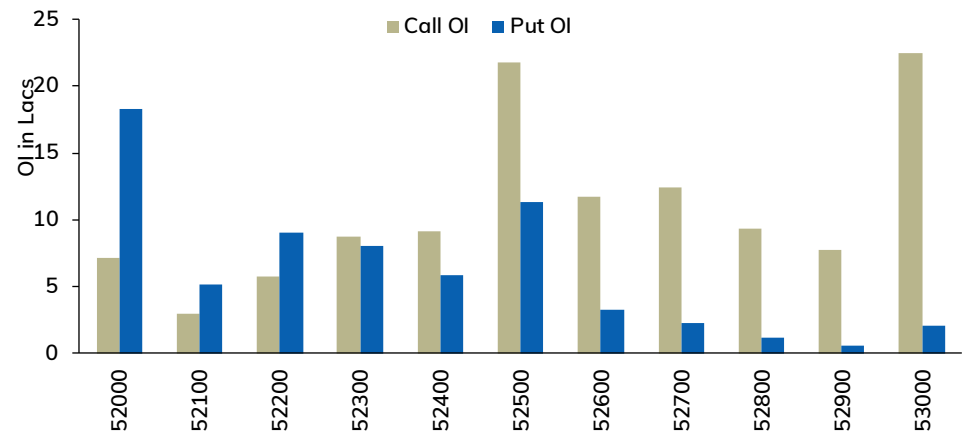


Source: Bloomberg, ICICI Direct Research
July 16, 2024

Bank Nifty immediate support stands at 52000 levels...

- Banking index underperformed Nifty last week once again as private sector index heavyweights remained under pressure. Apart from Indusind Bank, rest of the banking stocks closed the week in red. However, recovery seen in HDFC Bank from lows helped Bank Nifty to sustain itself above 52000 levels. We believe that Bank Nifty may spent some more time in consolidating below 53000 levels in the coming sessions whereas 52000 mark is likely to act as immediate support.
- Bank Nifty options activity is significantly tilted towards Call options where 52500 and 53000 Call strikes hold noteworthy open interest. Among Put strikes , meaningful option concentration is placed at 52000 strike which is likely to act as immediate support. The options data suggesting expected profit booking at higher levels and move below 52000 may extend the weakness.
- Stock specific, HDFC Bank has found support near 1600 levels and helped Bank Nifty to trim its losses. We believe that stock should continue to provide cushion to the banking index considering ongoing FII's buying. Moreover, PSU stocks may also see some recovery ahead of budget after remaining laggard post-election verdict.
- Financial Nifty has remained extremely flat last week and closed marginally negative where 23800 levels acted as an hurdle. However, unlike Bank Nifty, heavy Put writing is visible at ATM and OTM strikes suggesting limited downsides for the coming weekly settlement. However, a move below 23500 may induce further weakness during the weekly settlement.

Bank Nifty weekly options OI build-up



FII's remain buyer in the equity segment...

- Globally, risk assets moved higher after a consolidation of last couple of weeks as US bond yields and Dollar index dipped sharply amid rate cut expectations. The US 2-year bond yields have closed the week at their lowest levels since February triggering the move in risk assets. US equities gained last week where broader markets have outperformed significantly as midcap and small cap indices. Bullion prices have also gained further momentum and Gold prices moved above \$2400 mark.
- The FIIs have remained net buyers last week as well and bought more than 4200 crores last week. After remaining largely net sellers in the first 6 months of the calendar year, FIIs have bought nearly 30k crores in the second half of the June and nearly 15k crores in July so far. We expect the ongoing positive bias to continue in near term. On the other hand, domestic institutions remained on sidelines and bought just 32 crores last week.
- In the F&O space, FIIs diluted their long positions marginally and their net long positions in index future has declined from life high levels of 4 lakh contracts to 3.2 lakh contracts last week. Simultaneously, increasing short positions from retail participants suggests some caution at higher levels. On stock futures segment, FIIs continue to remain net longs with over 6.1 lakh contracts
- Crude oil prices declined by 1.5% in the previous week amid signs of weaker demand from China and as hurricane that hit Texas caused less damage than expected. For this week, we expect NYMEX crude oil prices to rise back towards \$85 level on continued drawdowns in US crude oil inventories, signaling strong demand. Further, weak economic data from US boosted hopes that US Fed would start cutting rates as soon as September.

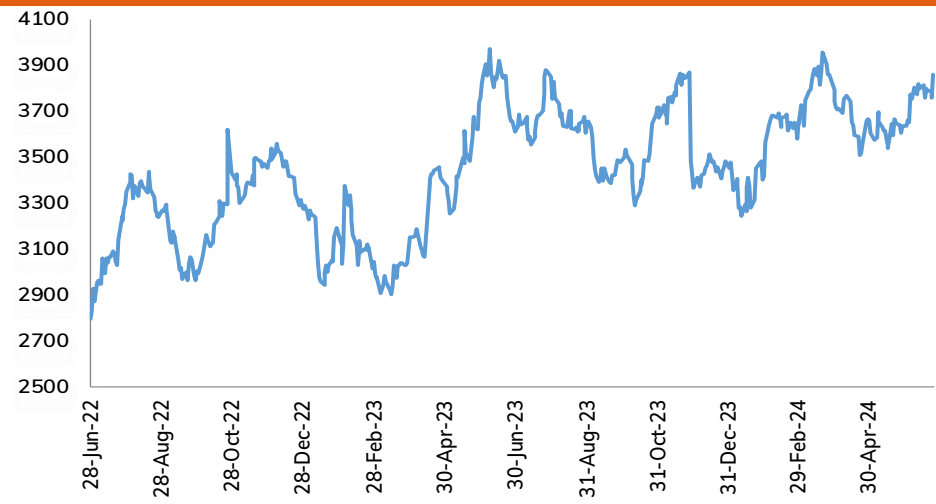
FII/DII buying in equities (in ₹ crore)

Date	FII			DII	
	Index Fut	Stock Fut	Index Opt	Cash	Cash
08-Jul-24	-473	-3760	3180	144	2867
09-Jul-24	498	1246	-28435	289	1416
10-Jul-24	-3435	-2076	18905	1992	1082
11-Jul-24	-2179	-5051	-65320	51	1676
12-Jul-24	1414	6539	-5451	4022	-1651

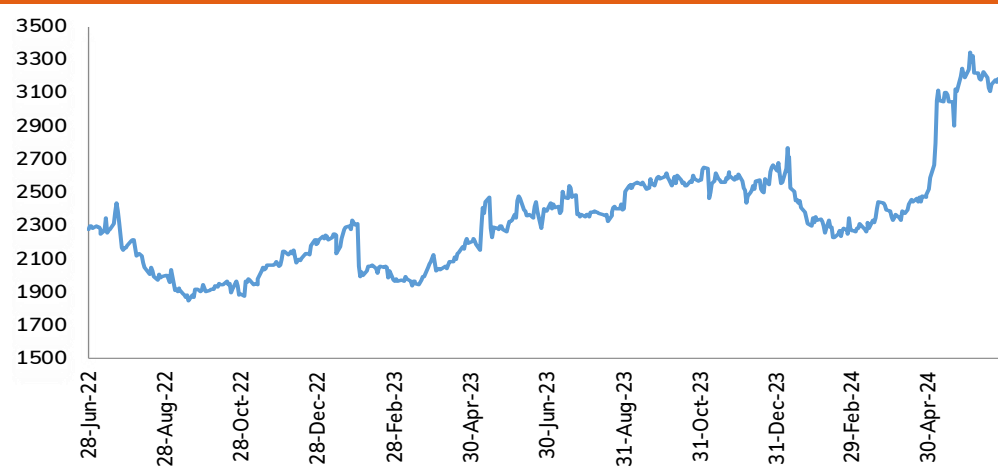
Source: Bloomberg, ICICI Direct Research

Recommended Stocks: Historical price performance...

PI Industries



Balkrishna Industries



Source: NSE, Seediff, Bloomberg ICICI Direct Research

Forthcoming Events...

Date & Time (IST)	Country	Data & Events
Monday, July 15, 2024		
7:30 AM	China	GDP q/y
2:30 PM	Europe	Industrial Production m/m
6:00 PM	US	Empire State Manufacturing Index
9:30 PM	US	Fed Chair Powell Speaks
Tuesday, July 16, 2024		
2:30 PM	Europe	German ZEW Economic Sentiment
6:00 PM	US	Retail Sales m/m
Wednesday, July 17, 2024		
11:30 AM	UK	CPI y/y
6:00 PM	US	Building Permits
6:45 PM	US	Industrial Production m/m
8:00 PM	US	Crude Oil Inventories
Thursday, July 18, 2024		
11:30 AM	UK	Claimant Count Change
5:45 PM	Europe	Main Refinancing Rate
6:00 PM	US	Unemployment Claims
6:00 PM	US	Philly Fed Manufacturing Index
Friday, July 19, 2024		
11:30 AM	UK	Retail Sales m/m

Symbol	Company	Purpose	Board Meeting Date
HDFCAMC	HDFC Asset Management Company Limited	Financial Results	15-Jul-24
HDFCLIFE	HDFC Life Insurance Company Limited	Financial Results	15-Jul-24
BAJAJ-AUTO	Bajaj Auto Limited	Financial Results	16-Jul-24
LTIM	LTIMindtree Limited	Financial Results	17-Jul-24
DALBHARAT	Dalmia Bharat Limited	Financial Results	18-Jul-24
HAVELLS	Havells India Limited	Financial Results	18-Jul-24
LTTS	L&T Technology Services Limited	Financial Results	18-Jul-24
PERSISTENT	Persistent Systems Limited	Financial Results	18-Jul-24
POLYCAB	Polycab India Limited	Financial Results	18-Jul-24
TATACOMM	Tata Communications Limited	Financial Results	18-Jul-24
ATUL	Atul Limited	Financial Results	19-Jul-24
BPCL	Bharat Petroleum Corporation Limited	Financial Results	19-Jul-24
ICICIGI	ICICI Lombard General Insurance Company Limited	Financial Results	19-Jul-24
JSWSTEEL	JSW Steel Limited	Financial Results	19-Jul-24
RELIANCE	Reliance Industries Limited	Financial Results	19-Jul-24
ULTRACEMCO	UltraTech Cement Limited	Financial Results	19-Jul-24
WIPRO	Wipro Limited	Financial Results	19-Jul-24
CANFINHOME	Can Fin Homes Limited	Financial Results	20-Jul-24
HDFCBANK	HDFC Bank Limited	Financial Results	20-Jul-24
KOTAKBANK	Kotak Mahindra Bank Limited	Financial Results	20-Jul-24

Derivatives Strategies: Open recommendations

Date	Scrip	Action	Recommendation
10-Jun-24	Pidilite Industries	Buy	Positional Future :Buy PIDIND (PIDILITE INDUSTRIES LTD) JUN in the range of 3160-3175 Target 3380 and StopLoss 3049.9. (rolled)
9-Jul-24	United Spirits	Buy	Long/Short Strategy: Buy United Spirits 1300 Call 30- 32, Sell 1400 Call 6- 7, Target 100, Stoploss 1, Till July Expiry.
15-Jul-24	PI Industries	Buy	Positional Future : Buy PIIND (P I INDUSTRIES LTD) JUL in the range of 3890-3905 Target 4100 and StopLoss 3794.
15-Jul-24	Balkrishna Industries	Sell	Positional Future : Sell BALIND (BALKRISHNA INDUSTRIES LTD) JUL in the range of 3130-3140 Target 3000 and StopLoss 3205.1

[Back](#)

Source: Bloomberg, ICICI Direct Research

July 16, 2024

Quant Picks: Open recommendations...

Date	Scrip	Action	Price	Target	Stop Loss	Last close	Return (%)	Time
22 Mar 24	Indusind Bank	Buy	1470-1490	1700	1350	1442	-3.2%	3 months
12 Jun 24	Tata Chemical	Buy	1100-1120	1265	1016	1068	-4.6%	3 months
21 Jun 24	Syngene	Buy	710-720	810	650	747	4.5%	3 months
25 Jun 24	City Union Bank	Buy	164-168	190	151	162	-3.6%	3 months
5 Jul 24	Container Corp	Buy	1035-1050	1185	950	1055	1.0%	3 months

[Back](#)

Pankaj Pandey

Head – Research

pankaj.pandey@icicisecurities.com

ICICI Direct Research Desk,
ICICI Securities Limited,
Third Floor, Brillanto House,
Road No 13, MIDC,
Andheri (East)
Mumbai – 400 093
research@icicidirect.com



Source: Bloomberg, ICICI Direct Research

July 16, 2024

ICICI Securities Ltd. | Retail Equity Research

14

Disclaimer

I/We, , Jay Thakkar MBA (Finance), CMT, Raj Deepak Singh BE, MBA (Finance), Dipesh Dedhia BCOM, MBA (Finance), Siddhesh Jain, BFM, MBA (Finance) Research Analysts, authors and the names subscribed to this report, hereby certify that all of the views expressed in this research report accurately reflect our views about the subject issuer(s) or securities. We also certify that no part of our compensation was, is, or will be directly or indirectly related to the specific recommendation(s) or view(s) in this report. It is also confirmed that above mentioned Analysts of this report have not received any compensation from the companies mentioned in the report in the preceding twelve months and do not serve as an officer, director or employee of the companies mentioned in the report.

Terms & conditions and other disclosures:

ICICI Securities Limited (ICICI Securities) is a full-service, integrated investment banking and is, inter alia, engaged in the business of stock broking and distribution of financial products. ICICI Securities is Sebi registered stock broker, merchant banker, investment adviser, portfolio manager and Research Analyst. ICICI Securities is registered with Insurance Regulatory Development Authority of India Limited (IRDAI) as a composite corporate agent and with PFRDA as a Point of Presence. ICICI Securities Limited Research Analyst SEBI Registration Number – INH000000990. ICICI Securities Limited SEBI Registration is INZ000183631 for stock broker. Registered Office Address: ICICI Venture House, Appasaheb Marathe Marg, Prabhadevi, Mumbai - 400 025. CIN: L67120MH1995PLC086241, Tel: (91 22) 6807 7100. ICICI Securities is a subsidiary of ICICI Bank which is India's largest private sector bank and has its various subsidiaries engaged in businesses of housing finance, asset management, life insurance, general insurance, venture capital fund management, etc. ("associates"), the details in respect of which are available on www.icicibank.com.

Investments in securities market are subject to market risks. Read all the related documents carefully before investing.

Registration granted by Sebi and certification from NISM in no way guarantee performance of the intermediary or provide any assurance of returns to investors. None of the research recommendations promise or guarantee any assured, minimum or risk-free return to the investors.

Name of the Compliance officer (Research Analyst): Mr. Atul Agrawal
Contact number: 022-40701000 E-mail Address: complianceofficer@icicisecurities.com

For any queries or grievances: Mr. Prabodh Avadhoot Email address: heads-servicequality@icicidirect.com Contact Number: 18601231122

ICICI Securities is one of the leading merchant bankers/ underwriters of securities and participate in virtually all securities trading markets in India. We and our associates might have investment banking and other business relationship with a significant percentage of companies covered by our Investment Research Department. ICICI Securities and its analysts, persons reporting to analysts and their relatives are generally prohibited from maintaining a financial interest in the securities or derivatives of any companies that the analysts cover.

Recommendation in reports based on technical and derivative analysis centre on studying charts of a stock's price movement, outstanding positions, trading volume etc as opposed to focusing on a company's fundamentals and, as such, may not match with the recommendation in fundamental reports. Investors may visit icicidirect.com to view the Fundamental and Technical Research Reports.

Our proprietary trading and investment businesses may make investment decisions that are inconsistent with the recommendations expressed herein.

The information and opinions in this report have been prepared by ICICI Securities and are subject to change without any notice. The report and information contained herein is strictly confidential and meant solely for the selected recipient and may not be altered in any way, transmitted to, copied or distributed, in part or in whole, to any other person or to the media or reproduced in any form, without prior written consent of ICICI Securities. While we would endeavour to update the information herein on a reasonable basis, ICICI Securities is under no obligation to update or keep the information current. Also, there may be regulatory, compliance or other reasons that may prevent ICICI Securities from doing so. Non-rated securities indicate that rating on a particular security has been suspended temporarily and such suspension is in compliance with applicable regulations and/or ICICI Securities policies, in circumstances where ICICI Securities might be acting in an advisory capacity to this company, or in certain other circumstances.

This report is based on information obtained from public sources and sources believed to be reliable, but no independent verification has been made nor is its accuracy or completeness guaranteed. This report and information herein is solely for informational purpose and shall not be used or considered as an offer document or solicitation of offer to buy or sell or subscribe for securities or other financial instruments. Though disseminated to all the customers simultaneously, not all customers may receive this report at the same time. ICICI Securities will not treat recipients as customers by virtue of their receiving this report. Nothing in this report constitutes investment, legal, accounting and tax advice or a representation that any investment or strategy is suitable or appropriate to your specific circumstances. The securities discussed and opinions expressed in this report may not be suitable for all investors, who must make their own investment decisions, based on their own investment objectives, financial positions and needs of specific recipient. This may not be taken in substitution for the exercise of independent judgment by any recipient. The recipient should independently evaluate the investment risks. The value and return on investment may vary because of changes in interest rates, foreign exchange rates or any other reason. ICICI Securities accepts no liabilities whatsoever for any loss or damage of any kind arising out of the use of this report. Past performance is not necessarily a guide to future performance. Investors are advised to see Risk Disclosure Document to understand the risks associated before investing in the securities markets. Actual results may differ materially from those set forth in projections. Forward-looking statements are not predictions and may be subject to change without notice.

ICICI Securities or its associates might have managed or co-managed public offering of securities for the subject company or might have been mandated by the subject company for any other assignment in the past twelve months.

ICICI Securities or its associates might have received any compensation from the companies mentioned in the report during the period preceding twelve months from the date of this report for services in respect of managing or co-managing public offerings, corporate finance, investment banking or merchant banking, brokerage services or other advisory service in a merger or specific transaction.

ICICI Securities or its associates might have received any compensation for products or services other than investment banking or merchant banking or brokerage services from the companies mentioned in the report in the past twelve months.

ICICI Securities encourages independence in research report preparation and strives to minimize conflict in preparation of research report. ICICI Securities or its associates or its analysts did not receive any compensation or other benefits from the companies mentioned in the report or third party in connection with preparation of the research report. Accordingly, neither ICICI Securities nor Research Analysts and their relatives have any material conflict of interest at the time of publication of this report.

Compensation of our Research Analysts is not based on any specific merchant banking, investment banking or brokerage service transactions.

ICICI Securities or its subsidiaries collectively or Research Analysts or their relatives do not own 1% or more of the equity securities of the Company mentioned in the report as of the last day of the month preceding the publication of the research report.

Since associates of ICICI Securities and ICICI Securities as an entity are engaged in various financial service businesses, they might have financial interests or actual/ beneficial ownership of one percent or more or other material conflict of interest in various companies including the subject company/companies mentioned in this report.

ICICI Securities may have issued other reports that are inconsistent with and reach different conclusion from the information presented in this report.

Neither the Research Analysts nor ICICI Securities have been engaged in market making activity for the companies mentioned in the report.

We submit that no material disciplinary action has been taken on ICICI Securities by any Regulatory Authority impacting Equity Research Analysis activities.

This report is not directed or intended for distribution to, or use by, any person or entity who is a citizen or resident of or located in any locality, state, country or other jurisdiction, where such distribution, publication, availability or use would be contrary to law, regulation or which would subject ICICI Securities and affiliates to any registration or licensing requirement within such jurisdiction. The securities described herein may or may not be eligible for sale in all jurisdictions or to certain category of investors. Persons in whose possession this document may come are required to inform themselves of and to observe such restriction.