

2024

MEDIA GUIDE



HUNTINGTON PARK



2024

COLUMBUS CLIPPERS

MEDIA GUIDE

FRONT OFFICE & MEDIA INFO

Front Office Staff	3
Media Services Directory	4
Huntington Park Directory	6
IL Contacts	8
Broadcast Team	9

2024 CLIPPERS

Manager, Andy Tracy	12
Owen Dew	13
Andrew Moore	13
Junior Betances	14
Mike Mergenthaler	14
Daniel Robertson	15

Player Bios:

Franco Aleman	16
Gabriel Arias	17
Jaime Arias	18
Anthony Banda	19
Jaime Barria	20
Tyler Beede	21
Trey Benton	22
Aaron Bracho	23
Will Brennan	24
Juan Brito	25
Tyler Brown	26
Tanner Burns	27
Joey Cantillo	28
Ross Carver	29
Lorenzo Cedrola	30
Xzavion Curry	31
Chase DeLauter	32
Raynel Delgado	33
Will Dion	34
Joe Donovan	35
John Doxakis	36
Nic Enright	37
Tyler Freeman	38
David Fry	39

Hunter Gaddis	40
Connor Gillispie	41
Anthony Gose	42
Petey Halpin	43
Bradley Hanner	44
Sam Hentges	45
Tim Herrin	46
Mason Hickman	47
James Karinchak	48
Zak Kent	49
Connor Kokx	50
Randy Labaut	51
Bryan Lavastida	52
Jack Leftwich	53
Tommy Mace	54
Kyle Manzardo	55
Angel Martinez	56
Nick Mikolajchak	57
Andrew Misiaszek	58
Doug Nikhazy	59
Jhonkensy Noel	60
Dom Nunez	61
Adam Oller	62
Micah Pries	63
Brayan Rocchio	64
Johnathan Rodriguez	65
Erik Sabrowski	66
Daniel Schneemann	67
Davis Sharpe	68
Cade Smith	69
Hunter Stanley	70
Myles Straw	71
Peter Strzelecki	72
Jose Tena	73
George Valera	74
Gavin Williams	75
Juan Zapata	76



PLAYER DEVELOPMENT

Organizational Leaders	78
Prospects	79
Cleveland Indians	80
Akron RubberDucks	82
Lake County Captains	83
Lynchburg Hillcats	84

2023 REVIEW

IL Standings and Awards	86
IL Team Stats	87
Clippers Batting Stats	89
Clippers Pitching Stats	90
Clippers Defensive Stats	91
Miscellaneous Stats	92
Day by Day	93
Record Breakdown	96
Highs and Lows	97
Transactions	98

INTERNATIONAL LEAGUE

Buffalo Bisons	102
Charlotte Knights	102
Durham Bulls	103
Gwinnett Stripers	103
Indianapolis Indians	104
Iowa Cubs	104
Jacksonville Jumbo Shrimp	105

Lehigh Valley IronPigs	105
Louisville Bats	106
Memphis Redbirds	106
Nashville Sounds	107
Norfolk Tides	107
Omaha Storm Chasers	108
Rochester Red Wings	108
Scranton/WB RailRiders	109
St. Paul Saints	109
Syracuse Chiefs	110
Toledo Mud Hens	110
Worcester Red Sox	111
IL Umpires	111

HISTORY

No-Hitters, Managers	114
Year by Year, Postseason	115
All-Time Roster	117
Last Time It Happened	125
Yearly Leaders	126

AWARDS & RECORDS

IL Award Winners	130
Clipper of the Year	131
Batting Top Tens	132
Pitching Top Tens	134
Single Season Team Records	136
Single Game Records	137



The Columbus Clippers Media Guide was designed, written and edited by Anthony Slosser. Photography by the Columbus Clippers, Jay Gehres and Ben Cole unless otherwise noted. Cover designs by Matt Leininger.



COLUMBUS CLIPPERS

330 HUNTINGTON PARK LANE

COLUMBUS, OH 43215

P: (614) 462-5250 - F: (614) 462-3271

CLIPPERSBASEBALL.COM



Board of Directors

Chair:	Jeffery Sopp
Vice Chair/Secretary/	Wayne Harer
Treasurer:	
Director:	Trudy Bartley
Director:	Luke Fedlam
Director:	Stephen Francis
Director:	Linda Logan
Director:	Jaiza Page
Legal Counsel:	Janica Pierce Tucker
Legal Counsel Emeritus:	Frank Ray

President and General Manager

Ken Schnacke

Vice-President, Assistant GM

Mark Galuska

Vice-President, Business

Mark Warren

Ballpark Operations

Director, Ballpark Operations	Tom Rinto
Ballpark Superintendent	Gary Delozier
Maintenance Supervisor	Curt Marcum

Marketing and Promotions

Director, Marketing & In-Game Entertainment	Steve Kuilder
Director, Social Media	Erin Duffy
Director, Corporate Sales	Austin Smith
Director, Community Relations	Emily Poynter

Tickets

Vice-President, Tickets	Scott Ziegler
Director, Ticket Operations	Eddie Langhenry
Director, Ticket Sales	Kevin Daniels
Assistant Director, Ticket Sales	Weston Lorenz
Director, Group Sales	Spencer Harrison
Assistant Director, Group Sales	Jordan Aronowitz

Merchandise

Vice President, Merchandising	Krista Oberlander
Assistant Director, Merchandising	Patrick Kenney

Event Planning

Director, Event Planning	Micki Shier
Asst. Director, Event Planning	Clair Farris

Finance

Director, Finance & Administration	Ashley Ramirez
------------------------------------	----------------

Media Relations

Team Historian	Joe Santry
Director, Media Operations/Stats	Anthony Slosser
Director, Website Operations	Matt Leininger
Director, Media Services	Chris Sprague

Broadcasting

Director, Broadcasting	Ryan Mitchell
Director, Engineering	Larry Mitchell
Director, Video Production	Pat Welch
Asst. Director, Video Production	Dominic Bush
Director, Game Presentation & Creative Services	Yoshi Ando
Director, Graphic Designer	Drew Shipley
Motion Graphic Designer	Kate Gillen

Management

Executive Assistant	Ashley Held
Director, Administration & Travel	Shelby White
Director, Field Operations	Chris Mason
Asst. Director, Field Operations	Josh Ray
Assoc. Director, Field Operations	Patrick Breidling

Home Clubhouse Manager	John McCausland
Visiting Clubhouse Manager	Adam Meader
Support Services	Marvin Dill
Support Services	Beth Morris

GM, Levy Food & Beverage	Jeff Roberts
--------------------------	--------------





MEDIA RELATIONS DEPARTMENT

HUNTINGTON PARK

PRESS BOX PHONE: (614) 462-7595

PRESS BOX FAX: (614) 462-7597

CLIPPERSBASEBALL.COM

MEDIA SERVICES DIRECTORY

ADMISSION TO HUNTINGTON PARK: Enter through the Main Entrance of the Clippers Administrative Offices, located in the West Plaza on Huntington Park Lane. Credentials can be picked up three hours prior to game time. Parking is the responsibility of the media. For earlier admittance, contact the Clippers Media Relations Department. BBWAA card or credential issued by the Columbus Clippers is necessary for admittance. No other credentials will be honored.

CREDENTIALS: Press credentials will be issued on a daily basis. To obtain credentials, write, fax, email or call the Clippers Media Relations Department. Credentials will only be granted to legitimate news-gathering agencies. Requests must be made 24 hours in advance of game time. All credentials are non-transferable. Credentials can be picked up at the front desk of the Administrative Office.

BASEBALL PRESS BOX: Writing press is located on the third base side of the suite level, across from the restrooms. Television press is on the first base side of the suite level, across from the restrooms.

ELEVATOR: Entrance to the elevator is behind home plate.

PRESS WORKING FACILITIES: Available in the press box before, during and after all home games only to those with BBWAA cards or applicable credentials issued by the Columbus Clippers.

FOOD AND BEVERAGE SERVICE: Available to those with BBWAA cards or applicable credentials issued by the Columbus Clippers. Beverages and snacks are available throughout the game in the writing press box (third base side).

CLUBHOUSES: Both clubhouses are on field level and can be accessed from the administrative office. Access is open to those with BBWAA cards or applicable credentials issued by the Columbus Clippers. No other credential will be honored. The clubhouses are closed to ALL media 15 minutes prior to all games. Additional restrictions may be imposed. The training and weight rooms are closed to ALL media at ALL times.

PRE AND POST-GAME TELEVISION INTERVIEWS: Available upon request whenever possible. Please notify Clippers Media Relations representatives so assistance can be provided.

PHOTOGRAPHERS: Permitted on field during games, only with proper field photo pass issued by the Columbus Clippers. All photographers will work from assigned locations. No photographs are permitted inside the Clippers or the visitor's clubhouse.

ADMISSION TO FIELD: All media, with BBWAA cards or applicable credentials issued by the Columbus Clippers, are permitted on the field during pre-game practice. For safety purposes, all media must leave the field once the batting cage is removed. Dugouts are to be cleared 15 minutes prior to all games.

NOTES, RECORDS, ETC.: Statistics, notes and rosters are available in the writing press box (third base side) prior to games. Box scores, play-by-play sheets and post-game notes are available in the writing press box (third base side) after games.

MEDIA GUIDES: Columbus Clippers and Cleveland Indians media guides are available upon request from Clippers Media Relations representatives.

PLAYER PHOTOS: Player headshots are available upon request from Clippers Media Relations representatives.

**MEDIA MEMBERS ARE NOT PERMITTED
TO REQUEST AUTOGRAPHS FROM
PLAYERS AT ANY TIME!**

WHOM TO CONTACT:

To reach a Clippers Media Relations representative by email, use the first initial of the person’s first name, followed by their last name @clippers-baseball.com (ex. aslosser@clippersbaseball.) or you may dial (614) 462-5250 and ask for their extension.

Questions regarding:	Contact	Extension
Historical Information	Joe Santry	1600
Media Inquiries	Chris Sprague	1204
Radio Information	Ryan Mitchell	1610
Media Guide, Game Notes	Anthony Slosser	1601
Television Production	Larry Mitchell	1607
Graphic Designs	Yoshi Ando	1603
Website Information	Matt Leininger	1605
Social Media	Erin Duffy	1606

2024 CLIPPERS PRE-GAME SCHEDULE

	1:05 Game	4:05 Game	5:05 Game	6:15 Game	7:05 Game
Clippers	9:30-10:45	12:30-1:45	1:30-2:45	2:45-4:00	3:30-4:45
Visitors	10:45-12:00	1:45-3:00	2:45-4:00	4:00-5:15	4:45-6:00

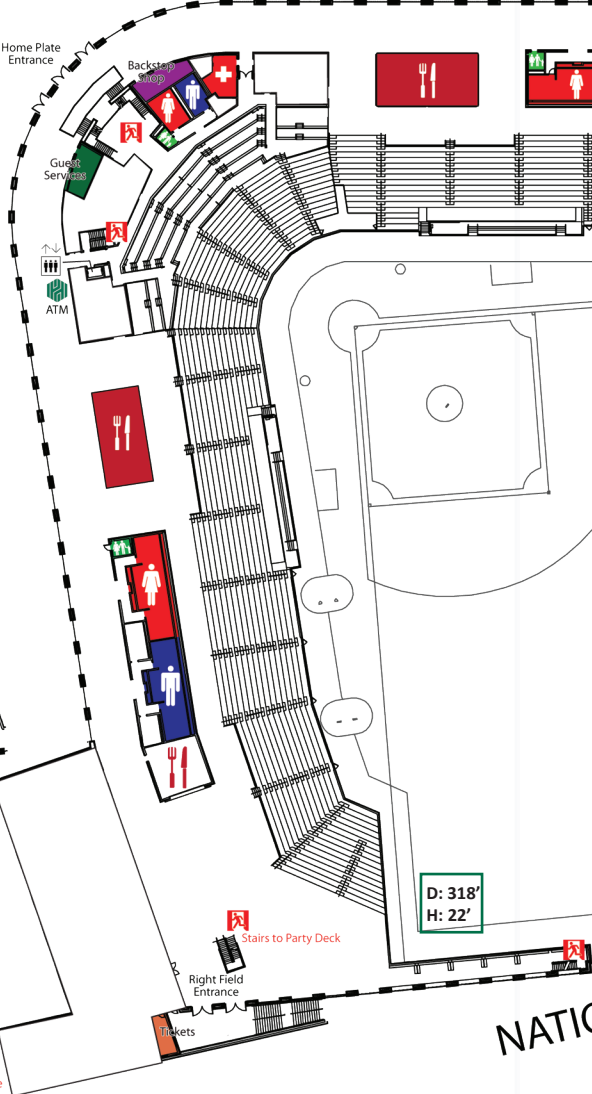
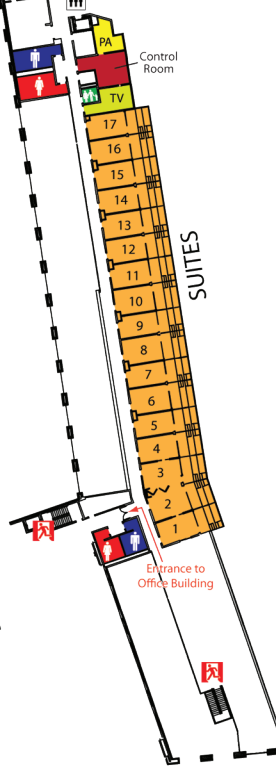
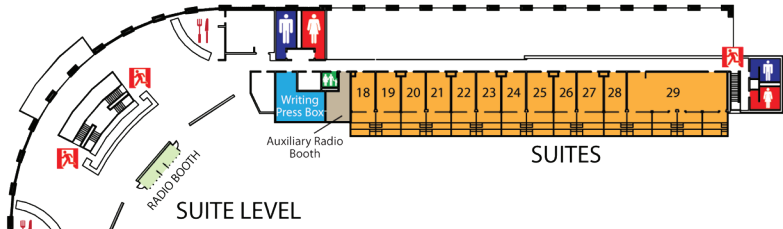
Pre-Game schedules for game times not listed will be posted in the press box.





HA

HUNTINGTON PARK LANE



NATIO

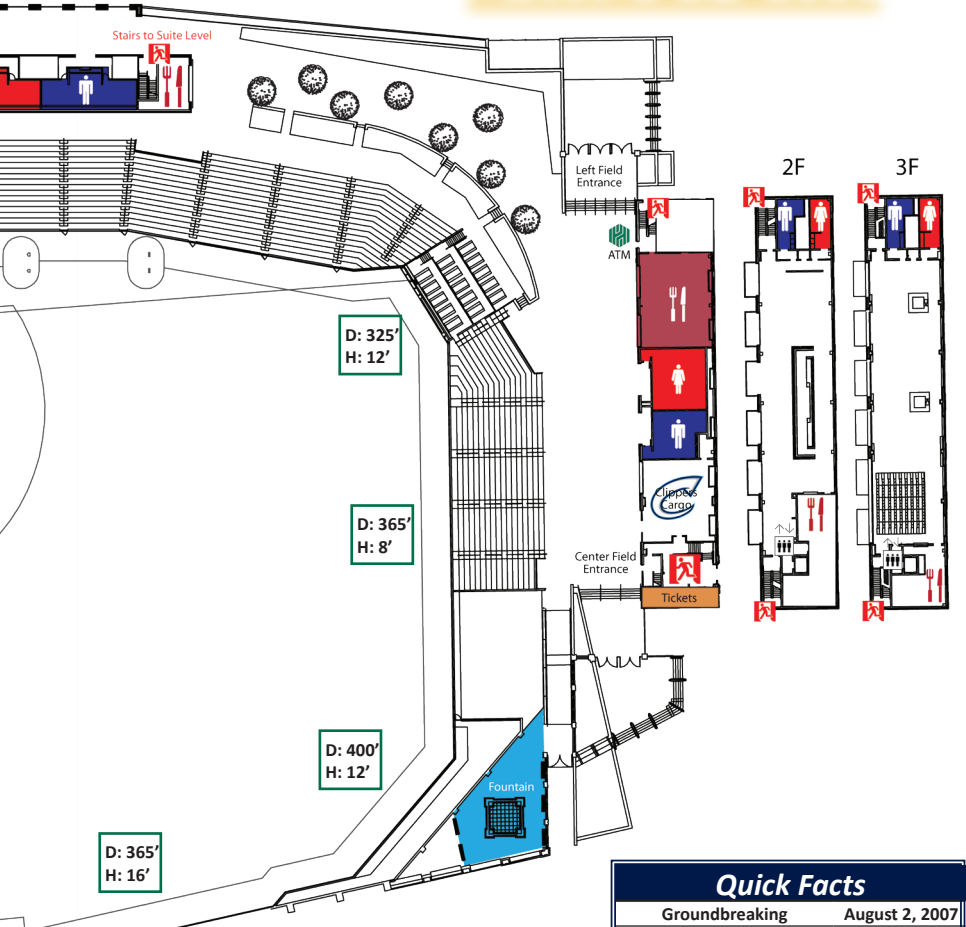


WORLD COOPER LANE

HUNTINGTON PARK

DIRECTORY

NEIL AVENUE



ONWIDE BLVD.

Quick Facts	
Groundbreaking	August 2, 2007
Opening Day	April 18, 2009
Seats	8,800
Capacity	10,100
Party Areas	15
# of TV monitors	62
Cubic Yards of Concrete	12,401
Tons of Structural Steel	1,200
# of Bricks Used	712,272



INTERNATIONAL LEAGUE MEDIA RELATIONS CONTACTS

<i>Team</i>	<i>Contact</i>	<i>Phone</i>	<i>E-mail</i>
Buffalo	Pat Malacaro	(716) 481-6804	pmalacaro@bisons.com
Charlotte	Tommy Viola	(704) 274-8203	tommyv@charlotteknights.com
Columbus	Anthony Slosser	(614) 462-5250	aslosser@clippersbaseball.com
Durham	Patrick Kinas	(919) 291-7918	pkinas@durhambulls.com
Gwinnett	Dave Lezotte	(678) 215-5132	dave.lezotte@gostripers.com
Indianapolis	Anna Kayser	(319) 269-2604	akayser@indyindians.com
Iowa	Colin Connolly	(360) 270-0050	colinc@iowacubs.com
Jacksonville	Scott Kornberg	(908) 507-7048	scott@jaxshrimp.com
Lehigh Valley	Sam Jellinek	(215) 450-4049	sjellinek@ironpigsbaseball.com
Louisville	Aaron Chervis	(516) 941-7205	acheris@batsbaseball.com
Memphis	Alex Coil	(219) 477-8672	acoil@memphisredbirds.com
Nashville	Collin Perry	(419) 789-3899	collinp@nashvillesounds.com
Norfolk	John Stanley	(518) 514-8674	jstanley@norfolktides.com
Omaha	Nicholas Badders	(925) 784-0661	nicholasb@omahastormchasers.com
Rochester	Matt Toohey	(973) 713-6035	mtoohey@redwingsbaseball.com
Scranton/WB	Adam Marco	(304) 951-3997	amarco@swbrailriders.com
St. Paul	Sean Aronson	(239) 292-7913	saronson@saintsbaseball.com
Syracuse	Michael Tricarico	(315) 546-5744	mtricarico@syracusemets.com
Toledo	Matt Melzak	(419) 725-4367	matt.melzak@mudhens.com
Worcester	Bill Wanless	(401) 265-8153	bwanless@woosox.com

WHERE TO FIND THE CLIPPERS

CLIPPERS ON RADIO

Every Clippers game, home and away, can be heard on the flagship station of the Clippers Radio Network, Fox Sports 920 or at foxsports920.com. Each broadcast begins 15 minutes prior to the first pitch with the "Spectrum Pregame Show" and concludes with highlights and the post-game scoreboard show.



CLIPPERS ON THE WEB

Live audio of every Clippers game is available without charge on the web at clippersbaseball.com. In addition, every home game can be viewed for free on the Bally Sports App or through MiLB.tv, a pay-per-view service, also available at clippersbaseball.com.



BROADCAST TEAM

Ryan Mitchell returns for his 15th season with the Clippers broadcast team, his 22nd season in professional baseball. He served as the Voice of the Chillicothe Paints in the Frontier League for six years, winning the Broadcaster of the Year Award in 2006. He broke into pro ball in 2002 as the #2 broadcaster with the Double-A Carolina Mudcats. On July 26th 2011, Mitchell had the awesome experience of calling Justin Germano's perfect game vs. Syracuse, only the 5th 9-inning perfecto in IL history. A graduate of Bowling Green State University, Mitchell called baseball, football and basketball games for the Falcons and hosted several sports talk shows on the University's two radio stations.



Several broadcasters will join Mitchell in the booth to call Clippers games at Huntington Park this season, including **Bob McElligot** (Radio Play-by-Play Announcer for the Columbus Blue Jackets and former Play-by-Play Announcer for the Syracuse Chiefs), **Dylan Tyrer** (Radio Host and Broadcast Coordinator for the Columbus Blue Jackets), **Scott Leo** (former Voice of the Columbus Clippers) and **Eric Welch** (Sports and Exercise Studies Professor at Columbus State Community College; former Manager of the Zanesville Greys and

Chillicothe Paints, both of the Frontier Professional Baseball League). Additionally, former Play-by-Play Announcer for the Louisville Bats, **Matt Andrews** (Play-by-Play Announcer for Ohio State Baseball and Women's Basketball, Sideline Reporter for Ohio State Football), might drop by the booth from time to time.

COLUMBUS MEDIA OUTLETS

NEWSPAPER:

The Columbus Dispatch

34 South 3rd Street
Columbus, OH 43215
(614) 461-5200

RADIO:

FOX Sports 920

1458 Dublin Road
Columbus, OH 43215
(614) 821-9664

TELEVISION:

WBNS 10TV

770 Twin Rivers Drive
Columbus, OH 43215
(614) 460-3700

Sports Producer: Dave Holmes, dave.holmes@10tv.com

Sports Anchor: Dom Tiberi, dom.tiberi@10tv.com

Sports Anchor: Adam King, adam.king@10tv.com

NBC4i

3165 Olentangy River Road
Columbus, OH 43202
(614) 263-5555

Sports Director: Joe Nugent, jnugent@wcmh.com

Sports Anchor: Whitney Harding, wharding@wcmh.com

Sports Reporter: David DeGuzman, ddeguzman@wcmh.com

WSYX/WTTE

1261 Dublin Road
Columbus, OH 43215
(614) 481-6666

Sports Anchor: Kellyanne Stitts, kstitts-c@sbgvtv.com

Sports Anchor:





2024

CLIPPERS

Johnathan Rodriguez earned a promotion to Triple-A in late July of last season, pounding out 25XBH in 47G (ranked 7th in the IL with a .560SLG from 7/27 on).

ANDY TRACY

MGR

BATS: L

THROWS: R

HT: 6-3

WGT: 220

BIRTHDATE: 12/11/73 (50); Bowling Green, OH

RESIDES: Lewis Center, OH

PLAYING CAREER: 16 years ('95-11)

MLB CAREER: 5 years ('00-01, '04, '08-09)



On 2/22/21 Andy Tracy was again tabbed as the 23rd manager in Clippers history (named manager on 1/27/20, before season was cancelled), taking over for IL Champion, Tony Mansolino (sixth Clipper skipper to win the Governors' Cup in his first season at the helm; Gene Michael-'79, Joe Altobelli-'80, Frank Verdi-'81, Bucky Dent-'87 and Mike Sarbaugh-'10). The 2024 campaign will mark Tracy's fifth year as a manager, his fourth in the Cleveland organization and his fourth at the Triple-A level.

Tracy spent the 2020 season at Cleveland's alternate training site in Lake County, following a successful first season as the Columbus hitting coach in 2019 (franchise record 213HR). Prior to hooking up with the Cleveland organization, Tracy spent six years as the minor league hitting coordinator for Philadelphia (2013-18) and one year managing their short-season, rookie affiliate in Williamsport (2012).

As a player, Tracy was Montreal's 16th round selection out of Bowling Green State University in 1996 and spent six years in the organization, including parts of two seasons in the Majors (2000-01). Tracy also logged Major League time with Colorado (2004) and Philadelphia (2008-09). Additionally, he had minor league stints with the New York Mets (2002, '07), Baltimore (2006) and Arizona (2011). Spending the vast majority of his career at first base, Tracy was no stranger to the International League (Ottawa, '00-01, '06; Norfolk, '02; Lehigh Valley, '08-10), hitting .252/.351/.460 with 123HR and 450RBI in 743G, including .308/.471/.769 with 4HR and 12RBI in 8G at Huntington Park. He also made two appearances on the mound in his career ('08 with Lehigh Valley, '11 with Reno), retiring all five batters he faced (1K).


Tracy makes his home in Lewis Center, Ohio (30 minutes north of Columbus) with his wife, Tiffany, and two children, Cooper and Nola.



ANDY TRACY'S MANAGERIAL RECORD

Year	Class	Team	League	Record	Pct	Finish (of)	Playoffs	Pct	Organization
12	SS	Williamsport	New York-Penn	30-46	.395	13th (14)	-	-	Philadelphia
21	AAA	Columbus	International	59-68	.465	10th (14)	-	-	Cleveland
22	AAA	Columbus	International	85-65	.570	4th (20)	-	-	Cleveland
23	AAA	Columbus	International	68-79	.463	17th (20)	-	-	Cleveland
				242-257	.485		-	-	

C-champions, RU- runner up



OWEN DEW

PC

BATS: R **THROWS:** R
HT: 6-3 **WGT:** 185
BIRTHDATE: 9/26/88 (35); Tallahassee, FL
RESIDES: Tallahassee, FL
PLAYING CAREER: 3 years ('10-11, '13)
MLB CAREER: Did not play

Owen Dew joined the Columbus staff as the pitching coach in 2023, replacing three year veteran, Rigo Beltran. From 2021-22, Dew was the pitching coach in Akron, after filling the same position in Lake County in 2019. Dew was also the pitching coach for the AZL Indians (2018) and Mahoning Valley (2017).

As a player, Dew was selected by Los Angeles (AL) in the 33rd round of the 2009 draft, but chose to attend the University of Central Florida before getting drafted by Cleveland in the 21st round of the 2010 draft. From there, Dew pitched three seasons in the Cleveland system (sat out the 2012 season due to injury, right elbow), reaching Advanced-A in 2013. He was named a New York-Penn League All-Star during his rookie season in 2010.

Dew originally attended Seminole Community College before completing his education at the University of Central Florida. After his playing career ended, he returned to now-named Seminole State College and coached for three seasons prior to joining the Cleveland organization.



ANDREW MOORE

APC

BATS: R **THROWS:** R
HT: 6-0 **WGT:** 195
BIRTHDATE: 6/2/94 (29); Springfield, OR
RESIDES: Eugene, OR
PLAYING CAREER: 7 years ('15-19, '21-22)
MLB CAREER: 2 years ('17, '19)

Andrew Moore joins the Columbus staff as the assistant pitching coach in 2024 (first ever Assistant Pitching Coach for Columbus, previously had a Pitching Strategist). This season will mark the first of Moore's coaching career.

Moore was on the mound as recently as 2022, spending time with New Hampshire and Buffalo in the Toronto system. A supplemental 2nd round pick of Seattle in 2015, Moore reached the Majors for the first time with the Mariners in 2017 and again in 2019. In between those MLB stints, Moore played in the Tampa Bay system (2018-19, pitched at Huntington Park once with Durham in 2019) and the San Francisco organization (2019). He spent 2021-22 in the minors for Detroit, finishing up in the Toronto system in 2022.

Moore attended Oregon State University and was named a First Team All-American in 2013.

JUNIOR BETANCES HC

BATS: R **THROWS:** R
HT: 5-11 **WGT:** 165
BIRTHDATE: 5/26/73 (50); La Vega, DR
RESIDES: Perth Amboy, NJ
PLAYING CAREER: 6 years ('94-99)
MLB CAREER: Did not play



Junior Betances took over as hitting coach in 2023 and this season will mark his 18th coaching in the Cleveland organization (coached and managed in the Dominican Summer League from 2000-05; hitting coach for the AZL Indians from 2011-15 and 2018-19, hitting coach for Lake County in 2016 and bench coach for Lake County in 2017, hitting coach for Akron from 2021-22). Prior to his coaching career in the States, he served in a variety of executive roles for Cleveland's Dominican Operations from 2006-10.

As a player, Betances was signed by Milwaukee in 1991 and was selected by Cleveland in the Rule 5 draft in 1996. Betances topped out in Double-A with Akron from 1998-99 before embarking on his coaching career.

Betances and his wife, Dilcia, have four children (Mike, Angel, Christopher and Paula).

MIKE MERGENTHALER AHC

BATS: L **THROWS:** L
HT: 6-4 **WGT:** 210
BIRTHDATE: 1/6/89 (35); Thiells, NY
RESIDES: Shamong, NJ
PLAYING CAREER: 2 years ('11-12)
MLB CAREER: Did not play



Mike Mergenthaler will become the first Assistant Hitting Coach in Clipper history in 2024, his eighth year as a coach. Mergenthaler was the hitting coach in Akron last season after appearing as the assistant hitting coach in 2023 (was the Akron bench coach in 2022). He was also the bench coach in Lynchburg (2019) and a hitting coach for the DSL Indians from 2017-18.

Mergenthaler was selected by San Francisco in the 32nd round of the 2011 draft and played two seasons, reaching Triple-A in 2011 (had an at bat for Fresno in the season finale).

A Richmond Spider, Mergenthaler spent four years at the University of Richmond.

DANIEL ROBERTSON **BC**

BATS: R

THROWS: R

HT: 5-11

WGT: 200

BIRTHDATE: 9/30/85 (38); Fontana, CA

RESIDES: Seattle, WA

PLAYING CAREER: 11 years ('08-18)

MLB CAREER: 4 years ('14-17)



Daniel Robertson will assume bench coach duties for Columbus in 2024, after a pair of seasons as the bench coach in Akron (2023) and Lynchburg (2022). Prior to joining the Cleveland organization, Robertson was the manager for Salem in the independent Mavericks League (2021) and spent two seasons as an undergraduate coach for Oregon State.

As a player, Robertson was taken by San Diego in the 33rd round of the 2008 draft. He was traded to Texas in 2014, reaching the Majors for the Rangers that same year. He then went onto MLB stints with Los Angeles-AL (2015), Seattle (2016) and Cleveland (2017, also played for Columbus). Robertson also spent 2018 in the minors for Arizona.

Originally playing at Concordia University in Irvine, CA, Robertson transferred to Oregon State for his senior season.



JACOB LEGAN

ATHLETIC TRAINER (1ST YEAR)



TYLER GRISDALE

S&C COACH (2ND YEAR).

JOHN MCCAUSLAND

HOME CLUBHOUSE MANAGER

ADAM MEADER

VISITING CLUBHOUSE MANAGER

JACKSON DEWOLFE

CLUBHOUSE ASSISTANT

EDWIN PINOTT

CLUBHOUSE ASSISTANT





FRANCO ALEMAN RHP

BATS: R **THROWS:** R

HT: 6-6 **WGT:** 235

BIRTHDATE: 6/26/00 (23); Yagaujay, CUB

RESIDES: Tampa, FL

ACQUIRED: Selected in the 10th round (306th overall) of the 2021 draft

Last Season

Started the year in the Lake County bullpen... turned in a 4.50ERA through first 9G (14.0IP, 7ER), before allowing at least 3ER in three of four outings from 5/12-5/26 (7.1IP, 10ER; only scoreless game was a 1-inning save on 5/16 at Lansing)... recorded a 1.86ERA (9.2IP, 2ER) with 13K and 1BB over final 7G (gave up 12BB in previous 13G) before transfer to Akron on 7/1... did not allow a run through first 16G in Double-A, 7/2-9/3 (22.1IP, 6H, 5BB, 33K)... maintained 0.00ERA, but did allow unearned runs in losses on 9/6 at Richmond (1) and 9/15 at Altoona (4)... did not allow a single HR with Akron, ending the season on a streak of 133BF without (dating to 5/26 with Lake County at West Michigan).

Career Notes

Transactions: Selected by Cleveland in the 10th round (306th) of the 2021 draft... **2022-** Lynchburg (4/8-9/11), **DL (6/30-7/22, strained right shoulder)**... **2023-** Lake County (4/6-6/30), Akron (7/1-9/18).

Recognition: None.

Highlights: **2022-** had 9K in 4.0IP vs. Delmarva on 6/15, had back to back wins of 3.0IP and 0ER on 8/25 at Delmarva (1H, 1BB, 3K) and 8/28 at Delmarva (1H, 4K), recorded first career save with a perfect inning vs. Fredericksburg on 8/18 (2K), posted a 2.89ERA (18.2IP, 6ER) after transitioning to an exclusive relief role.

Postseason: Lynchburg ('22).

Personal: Began college career at Florida International University before transfers to St. Johns River State College (Lakeside, FL) and the University of Florida... pitched in the Cape Cod League for Falmouth in 2019.

CAREER STATISTICS

Year	Club	Class	W-L	ERA	G	GS	CG	SHO	SV	SVO	IP	H	R	ER	HR	HB	BB	K	AVG
22	Lynchburg	A	3-10	6.31	24	8	0	0	1	2	55.2	69	45	39	6	5	18	75	.292
23	Lake County	A+	2-2	5.52	20	0	0	0	2	3	31.0	35	26	19	4	2	13	46	.280
	Akron	AA	2-2	0.00	19	0	0	0	7	7	24.0	9	5	0	0	2	5	38	.111
Minor League Totals			7-14	4.72	63	8	0	0	10	12	110.2	113	76	58	10	9	36	159	.256
Major League Totals			0-0	-	0	0	0	0	0	0	0.0	0	0	0	0	0	0	0	-

GABRIEL ARIAS INF

BATS: R **THROWS:** R
HT: 6-1 **WGT:** 220
BIRTHDATE: 2/27/00 (24); Aragua, VZ
RESIDES: Kissimmee, FL
ACQUIRED: Traded by San Diego with five others for RHP Mike Clevinger and two others on 8/31/20



Last Season

Spent the year with Cleveland, much of it as a defensive replacement (had 19G in RF; only 7G in OF in whole of MiLB career)... hit .169 (10x59) with 1HR and 1RBI through first 28G, before 15G stretch (5/18-6/3) hitting .293 (12x41) with 3HR and 5RBI... from 6/4-7/25, hit .075 (3x40) over 30G (19G with 1PA or fewer)... beginning on 7/26, received regular reps in the lineup (38 of 49G at short)... hit .279/.310/.468 with 5HR and 14RBI in 32G from 7/26-9/3, but .156/.179/.266 with 1HR and 6RBI in 17G thereafter.

Career Notes

Transactions: Signed by San Diego as a non-drafted free agent on 7/2/16... **2017-** AZL Padres (6/24-8/18), Fort Wayne (8/19-9/4)... **2018-** Fort Wayne (4/5-9/3)... **2019-** Lake Elsinore (4/4-9/2)... **2020-** traded by San Diego with C Austin Hedges, RHP Cal Quantrill, OF Josh Naylor, LHP Joey Cantillo and INF Owen Miller to Cleveland for RHP Mike Clevinger, OF Greg Allen and a PTBNL (RHP Matt Waldron, 11/9/20) on 8/31/20... **2021-** Columbus (5/4-10/2)... **2022-** Columbus (4/5-4/19, 4/21-7/1, 7/5-9/20), DL (5/3-6/24, fractured right finger), rehab with AZL Guardians (6/15-6/24), Cleveland (4/20, 7/2-7/4, 9/21-10/5)... **2023-** Cleveland (3/30-10/1), DL (9/27-10/1, fractured right wrist).

Single Game Career Highs			
Stat	#	Times	Last Time
R	3	10	8/13/22
H	5	1	8/27/18
2B	3	1	9/18/21
3B	2	1	8/17/19
HR	2	2	8/11/22
RBI	5	1	8/27/18
Hit Streak	9	3	7/18-7/28/21
OB Streak	27	1	7/18-8/19/21

Recognition: Midseason All-Star (2019- California)... Batter of the Week (2021- International, 9/13-9/19)... *Baseball America* (Cleveland: 2023- 12th, Best Infield Arm; 2022- 5th, Best Infield Arm; 2021- 6th, Best Infield Arm; San Diego: 2020- 9th, Best Defensive Infielder, Best Infield Arm; 2019- 30th, Best Defensive Infielder; 2018- 10th).

Highlights: **2022-** MLB debut on 4/20 in DH vs. Chicago-AL (RBI in game one, first hit in game two), 2HR at St. Paul on 8/11, started 3G (all at 1B) in the AL Playoffs against New York-AL (3x11, double)... **2021-** reached base in 27G from 7/18-8/19 (.376OBP), 2-run HR and walk-off HBP on 9/3 vs. St. Paul, 4RBI on 9/5 vs. St. Paul... **2019-** 3x3 (double, HR, 4RBI) on 4/10 at Lancaster, 2HR on 6/9 vs. Lancaster, 4x4 (two triples, HR, 3RBI) on 8/17 vs. Stockton... **2018-** 4RBI on 5/7 at Quad Cities, hit for the cycle (5x6) with 5RBI on 8/27 at South Bend... **2017-** 4x5 with a double and an RBI on 7/17 vs. AZL Mariners.

Post: Cleveland('22), Lake Elsinore('19), Fort Wayne('17); Santurce(PWL, '22-23), LaGuaira(VWL, '18), Canberra(AWL, '17).

		CAREER STATISTICS																			
Year	Club	Class	G	AVG	AB	R	H	2B	3B	HR	RBI	BB	K	SB	CS	OBP	SLG	HBPS	SF	SAF	
17	AZL Padres	R	37	.275	153	18	42	6	3	0	13	10	51	4	6	.329	.353	3	1	1	
	Fort Wayne	A	16	.242	62	8	15	1	0	0	4	2	16	1	0	.266	.258	0	0	0	
18	Fort Wayne	A	124	.240	455	54	109	27	3	6	55	41	149	3	3	.302	.352	1	4	3	
19	Lake Elsinore	A+	120	.302	477	62	144	21	4	17	75	25	128	8	4	.339	.470	4	1	4	
20	DNP																				
21	Columbus	AAA	115	.284	436	64	124	29	3	13	55	39	110	5	1	.348	.454	5	0	3	
22	AZL Guardians	R	5	.231	13	2	3	1	0	0	0	3	7	1	0	.412	.308	1	0	0	
	Columbus	AAA	77	.240	288	46	69	9	0	13	36	25	78	5	1	.310	.406	6	0	4	
	Cleveland	MLB	16	.191	47	9	9	1	1	1	5	8	16	1	0	.321	.319	1	1	0	
23	Cleveland	MLB	122	.210	315	36	66	15	0	10	26	28	113	3	4	.275	.352	1	0	1	
	Minor League Totals		494	.269	1884	254	506	94	13	49	238	145	539	27	15	.325	.410	20	6	15	
	Major League Totals		138	.207	362	45	75	16	1	11	31	36	129	4	4	.282	.348	2	1	1	



JAIME ARIAS LHP

BATS: R **THROWS:** L

HT: 6-0 **WGT:** 210

BIRTHDATE: 1/21/99 (25); Woodland, CA

RESIDES: Woodland, CA

ACQUIRED: Signed as a non-drafted free agent on 6/17/20

Last Season

Transferred to Columbus on 4/2 (Lake County season did not start until 4/6)... made a relief appearance on 4/2 at Iowa (3.1IP, 2ER) and was sent to Lake County on 4/7... made three perfect appearances with Lake County from 4/7-4/19 (6.0IP, 7K) and was sent back to Columbus on 4/21... made a spot start vs. Toled on 4/23 (4.0IP, 3ER) and sent back to Lake County on 4/24... pitched once for the Captains and then sent to Akron for the rest of the year on 5/2... had at least 3.0IP and 2ER in every game for Akron, averaging 72.8 pitches per outing... suspended for 80G on 6/10 after testing positive for PEDs (missed the rest of the season).

Career Notes

Transactions: Signed by Cleveland as a non-drafted free agent on 6/17/20... **2021-** Lynchburg (5/4-9/19)... **2022-** Lake County (4/8-4/19, 4/25-5/8, 6/21-7/2, 7/6-7/25, 8/30-9/11), Columbus (4/20-4/24, 7/3-7/5), Akron (5/9-6/20, 7/26-8/29)... **2023-** Columbus (4/2-4/6, 4/21-4/23), Lake County (4/7-4/20, 4/24-5/1), Akron (5/2-9/18).

Recognition: None.

Highlights: **2022-** had a 2.18ERA (33.0IP, 30H, 10R, 8ER, 16BB, 39K) over 13G from 5/18-7/24... **2021-** did not allow a run over 4G from 6/16-6/26 (10.0IP, 6H, 0BB, 10K), won a quality start on 8/12 vs. Delmarva (6.0IP, 3H, 1R, 1ER, 0BB, 5K), had 10K in 5.1IP of relief at Myrtle Beach on 9/2.

Postseason: Lake County ('22).

Personal: Attended Fresno StateUniversity.

CAREER STATISTICS

Year	Club	Class	W-L	ERA	G	GS	CG	SHO	SV	SVO	IP	H	R	ER	HR	HB	BB	K	AVG
21	Lynchburg	A	8-4	3.81	23	9	0	0	2	2	87.1	67	40	37	12	1	15	111	.208
22	Lake County	A+	1-4	5.56	14	3	0	0	0	0	34.0	33	21	21	4	0	15	37	.252
	Akron	AA	0-1	6.34	13	11	0	0	0	0	44.0	58	33	31	7	1	16	33	.312
	Columbus	AAA	0-0	5.40	2	1	0	0	0	0	3.1	2	2	2	0	1	2	4	.182
23	Lake County	A+	1-0	4.70	4	0	0	0	0	0	7.2	5	4	4	3	0	1	8	.179
	Akron	AA	0-2	6.46	6	5	0	0	0	0	23.2	27	19	17	4	1	14	24	.284
	Columbus	AAA	0-0	6.14	2	1	0	0	0	0	7.1	4	5	5	2	0	1	3	.154
	Minor League Totals		10-11	5.08	64	30	0	0	2	2	207.1	196	124	117	32	4	64	220	.245
	Major League Totals		0-0	-	0	0	0	0	0	0	0.0	0	0	0	0	0	0	0	-



ANTHONY BANDA LHP

BATS: L **THROWS:** L

HT: 6-2 **WGT:** 220

BIRTHDATE: 8/10/93 (30); Corpus Christi, TX

RESIDES: Mesa, AZ

ACQUIRED: Signed as a minor league free agent on 1/30/24

Career Notes

Transactions: Selected by Arizona in the 33rd round (994th) of the 2011 draft, did not sign... **selected** by Milwaukee in the 10th round (335th) of the 2012 draft... **2014-** traded by Milwaukee with OF Mitch Haniger to Arizona for OF Gerardo Parra on 7/31/24... **2017-** Arizona (7/22, 8/4-8/16, 9/9-10/1)... **2018-** traded by Arizona with PTBNL (RHP Sam McWilliams and LHP Colin Poche) to Tampa Bay for OF Steven Souza Jr. on 2/20/18 (Arizona sent INF Brandon Drury to New York-AL; New York-AL sent RHP Taylor Widener to Arizona and INF Nick Solak to Tampa Bay)... Tampa Bay (5/12, 5/15-5/26)... **2019-** Tampa Bay (3/28-8/22, 9/2-9/29), **on the DL (3/28-8/22, Tommy John surgery), rehab with Port Charlotte (6/23-6/27, 7/3-7/6), GCL Rays (6/28-7/2, 7/9-7/13), Durham (7/14-8/22)**... **2020-** Tampa Bay (8/13-8/30)... **traded by Tampa Bay to San Francisco for cash on 8/31/20**... **2021-** traded by San Francisco to New York-NL for INF Will Toffey on 7/2/21... New York-NL (7/19-7/30)... **claimed by Pittsburgh off waivers from New York-NL on 8/2/21**... Pittsburgh (8/2-10/3)... **2022-** Pittsburgh (4/7-6/26), **on the DL (4/23-5/2, illness)**... **traded by Pittsburgh to Toronto for cash on 7/2/22**... Toronto (7/4-8/1)... **signed by Seattle as a minor league free agent on 8/9/22**... **signed by New York-AL as a minor league free agent on 8/28/22**... New York-AL (8/28-9/2)... **signed by Washington as a minor league free agent on 12/23/22**... **2023-** Washington (3/30-4/29)... **2024-** signed by Cleveland as a minor league free agent on 1/30/24.

CAREER STATISTICS

Year	Club	Class	W-L	ERA	G	GS	CG	SHO	SV	SVO	IP	H	R	ER	HR	HB	BB	K	AVG
12	AZL Brewers	R	2-3	5.83	14	4	0	0	0	0	41.2	54	41	27	3	0	24	43	.309
13	Helena	R	3-4	4.45	14	14	0	0	0	0	60.2	64	40	30	7	1	25	45	.274
14	Wisconsin	A	6-6	3.66	20	14	0	0	2	3	83.2	84	40	34	4	1	38	83	.263
	South Bend	A	3-0	1.54	6	6	0	0	0	0	35.0	32	7	6	2	1	7	34	.237
15	Visalia	A+	8-8	3.32	28	27	1	1	0	0	151.2	150	67	56	8	4	39	152	.260
16	Mobile	AA	6-2	2.12	13	13	0	0	0	0	76.1	70	23	18	4	1	28	84	.241
	Reno	AAA	4-4	3.67	13	13	0	0	0	0	73.2	73	36	30	6	2	27	68	.257
17	Reno	AAA	8-7	5.39	22	22	0	0	0	0	122.0	125	76	73	15	2	51	116	.266
	Arizona	MLB	2-3	5.96	8	4	0	0	0	1	25.2	26	17	17	1	3	10	25	.255
18	Durham	AAA	4-3	3.64	8	8	0	0	0	0	42.0	43	17	17	3	1	18	49	.272
	Tampa Bay	MLB	1-0	3.68	3	1	0	0	0	0	14.2	12	6	6	1	0	3	10	.235
19	GCL Rays	R	0-1	7.71	2	2	0	0	0	0	2.1	6	3	2	0	0	3	4	.462
	Port Charlotte	A+	0-0	0.00	2	2	0	0	0	0	2.2	1	0	0	0	0	0	2	.111
	Durham	AAA	2-3	6.04	9	4	0	0	0	0	28.1	28	19	19	7	1	11	27	.262
	Tampa Bay	MLB	0-0	6.75	3	0	0	0	0	0	4.0	6	3	3	0	0	0	2	.333
20	Tampa Bay	MLB	1-0	10.29	4	0	0	0	1	1	7.0	10	9	8	1	2	5	4	.345
21	Sacramento	AAA	3-2	6.86	10	5	0	0	0	0	39.1	52	38	30	7	2	18	42	.315
	Syracuse	AAA	1-0	5.23	3	0	0	0	0	0	10.1	9	7	6	2	0	2	10	.225
	New York (NL)	MLB	1-0	7.36	5	0	0	0	0	1	7.1	14	8	6	2	0	1	7	.400
	Pittsburgh	MLB	1-2	3.42	25	0	0	0	0	3	26.1	25	10	10	4	2	12	25	.248
22	Pittsburgh	MLB	1-0	6.41	23	0	0	0	0	1	19.2	34	14	14	3	1	5	22	.374
	Toronto	MLB	0-1	4.26	7	1	0	0	0	0	6.1	7	3	3	1	0	3	7	.292
	Tacoma	AAA	0-0	2.25	4	0	0	0	0	0	4.0	1	1	1	1	0	0	3	.077
	New York (AL)	MLB	0-0	40.50	2	0	0	0	0	0	0.2	2	3	3	0	1	5	1	.500
	Scranton/WB	AAA	0-3	6.14	6	1	0	0	0	0	7.1	7	6	5	0	2	6	8	.259
23	Rochester	AAA	2-5	7.58	33	10	0	0	0	3	65.1	84	67	55	9	3	32	62	.307
	Washington	MLB	0-0	6.43	10	0	0	0	0	0	7.0	9	5	5	1	1	5	6	.321
	Minor League Totals		52-51	4.35	207	145	1	1	2	6	846.1	883	488	409	78	21	329	832	.268
	Major League Totals		7-6	5.69	90	6	0	0	1	7	118.2	145	78	75	14	10	49	109	.300



JAIME BARRIA RHP

BATS: R **THROWS:** R

HT: 6-1 **WGT:** 210

BIRTHDATE: 7/18/96 (27); Panama City, PN

RESIDES: Panama City, PN

ACQUIRED: Signed as a minor league free agent on 12/1/23

Last Season

Spent the season with Los Angeles-AL... allowed a pair of 2-run HR in season debut at Seattle on 4/4, then had a 0.36ERA (25.1IP, 14H, 8R, 1ER, 8BB, 23K) over next 11G (4/8-5/27)... hot streak included a scoreless start on 5/22 vs. Boston (5.0IP, 2H, 6K)... had back to back solid starts at Chicago-AL on 5/31 (W, 5.0IP, 4H, 1R, 1ER, 3BB, 6K) and vs. Chicago-NL on 6/7 (5.0IP, 3H, 2R, 2ER, 1BB, 3K)... beginning on 6/13, posted a 9.14ERA (43.1IP, 44ER) over final 20G of the season, allowing 18HR in 188AB (0HR in 125AB in previous 13G)... **spent time on the DL with a tight right hamstring from 9/7-9/22.**

Career Notes

Transactions: Signed by Los Angeles-AL as a non-drafted free agent on 4/11/13... **2018-** Los Angeles-AL (4/11, 4/22, 5/3-5/15, 5/26-6/1, 6/12-7/11, 7/23-10/1)... **2019-** Los Angeles-AL (4/10, 4/15-4/27, 5/24-5/25, 6/6, 6/26, 7/3, 7/19-8/9, 8/20-9/29)... **2020-** Los Angeles-AL (8/18-8/19, 8/25, 8/31-9/25, 9/28-9/29)... **2021-** Los Angeles-AL (4/10-4/11, 5/11-5/18, 6/19-6/20, 7/25-10/5), **on the DL (9/26-10/5, impinged right shoulder)**... **2022-** Los Angeles-AL (4/7-10/5)... **2023-** Los Angeles-AL (3/30-10/1), **on the DL (9/7-9/22, tight right hamstring)**... signed by Cleveland as a minor league free agent on 12/1/23.

Recognition: Midseason All-Star (2017- All-Star Futures; 2017- California; 2016- Midwest)... Pitcher of the Week (2017- California, 5/15-5/21)... *Baseball America* (Los Angeles-AL: 2018- 6th, Best Control; 2017- 10th, Best Control; 2016- 9th, Best Control).

Highlights: **2022-** went 1-0 with a 0.87ERA (20.2IP, 2ER) over 7G from 4/14-5/29, went 1-1 with a 1.44ERA (25.0IP, 4ER) in 9G from 7/5-8/14... **2021-** won CG at Tacoma on 7/15 (7.0IP, 2ER), 3QS in a row from 7/25-8/7 (19.2IP, 5ER)... **2019-** won CG vs. Las Vegas on 5/19 (7.0IP, 4ER)... **2018-** won MLB debut at Texas on 4/11 (5.0IP, 1H, 1R, 1ER, 3BB, 3K), was 5-1 with 2.48ERA (36.1IP, 10ER) through first 7GS in MLB, was 5-2 with 2.93ERA (58.1IP, 19ER) in last 12GS, ranked 3rd among AL rookies in wins and ERA... **2017-** did not allow a run in first 16.0IP, threw shutout on 6/23 vs. Tennessee (7.0IP, 2H, 6K).

CAREER STATISTICS

Year	Club	Class	W-L	ERA	G	GS	CG	SHO	SV	SVO	IP	H	R	ER	HR	HB	BB	K	AVG
13	DSL Angels	R	0-1	10.80	4	0	0	0	0	0	5.0	13	8	6	0	1	1	4	.481
14	DSL Angels	R	4-4	3.03	16	8	0	0	1	1	59.1	57	27	20	1	2	11	55	.252
15	AZL Angels	R	3-0	2.00	7	6	0	0	0	0	36.0	40	12	8	0	0	3	31	.280
	Orem	R	2-4	6.21	8	8	0	0	0	0	33.1	45	27	23	4	1	7	30	.324
16	Burlington	A	8-6	3.85	25	25	0	0	0	0	117.0	133	58	50	6	3	21	78	.282
17	Inland Empire	A+	4-3	2.48	11	11	0	0	0	0	65.1	48	20	18	6	3	13	57	.202
	Mobile	AA	1-6	3.21	12	12	1	1	0	0	61.2	62	27	22	8	0	15	47	.256
	Salt Lake	AAA	2-0	2.45	3	3	0	0	0	0	14.2	11	5	4	0	1	3	13	.208
18	Salt Lake	AAA	0-0	3.50	5	5	0	0	0	0	18.0	20	7	7	2	1	5	19	.282
	Los Angeles (AL)	MLB	10-9	3.41	26	26	0	0	0	0	129.1	117	50	49	17	6	47	98	.242
19	Salt Lake	AAA	3-3	9.68	10	10	1	0	0	0	48.1	73	53	52	16	2	10	44	.343
	Los Angeles (AL)	MLB	4-10	6.42	19	13	0	0	0	0	82.2	92	61	59	24	2	27	75	.275
20	Los Angeles (AL)	MLB	1-0	3.62	7	5	0	0	0	0	32.1	27	13	13	3	1	9	27	.223
21	Salt Lake	AAA	3-2	4.41	10	10	1	0	0	0	49.0	54	30	24	10	1	8	34	.270
	Los Angeles (AL)	MLB	2-4	4.61	13	11	0	0	0	0	56.2	70	29	29	8	2	19	35	.307
22	Los Angeles (AL)	MLB	3-3	2.61	35	1	0	0	3	79.1	63	29	23	11	3	19	54	.217	
23	Los Angeles (AL)	MLB	2-6	5.68	34	6	0	0	0	2	82.1	91	63	52	20	2	30	62	.277
	Minor League Totals		30-29	4.15	111	98	3	1	1	1	507.2	556	274	234	53	15	97	412	.275
	Major League Totals		22-32	4.38	134	62	0	0	0	5	462.2	460	245	225	83	16	151	351	.258



TYLER BEEDE

RHP

BATS: R

THROWS: R

HT: 6-3

WGT: 215

BIRTHDATE: 5/23/93 (30); Worcester, MA

RESIDES: Kingwood, TX

ACQUIRED: Signed as a minor league free agent on 1/26/24

Last Season

Spent the season in Japan, pitching for Yomiuri.

Career Notes

Transactions: Selected by Toronto in the 1st round (21st) of the 2011 draft, did not sign... selected by San Francisco in the 1st round (14th) of the 2014 draft... **2014-** AZL Giants (7/31-8/21), Salem-Keizer (8/22-9/8)... **2015-** San Jose (4/9-6/3), Richmond (6/4-9/7)... **2016-** Richmond (4/7-9/5)... **2017-** Sacramento (4/6-9/4), **DL (7/25-9/4, strained groin)**... **2018-** Sacramento (4/5-4/9, 4/16-5/29, 5/31-9/3), **DL (7/31-8/21, injury), rehab with AZL Giants (8/19-8/20)**, San Francisco (4/10-4/15, 5/30, 10/1)... **2019-** Sacramento (4/4-5/2, 5/4-5/8, 5/15-5/29, 7/3-7/13), San Francisco (5/3, 5/9-5/14, 5/30-7/2, 7/14-9/29)... **2020-** San Francisco (7/23-9/27), **DL (7/23-9/27, sprained right UCL)**... **2021-** San Francisco (4/1-7/10), **DL (4/1-7/5, sprained right UCL; 8/17-10/3, strained lower back)**, Sacramento (7/11-8/16)... **2022-** San Francisco (4/7-5/4)... claimed by Pittsburgh off waivers from San Francisco on 5/12/22... Pittsburgh (5/13-9/14), Indianapolis (9/22-9/28)... **2024-** signed by Cleveland as a minor league free agent on 1/27/24.

Recognition: Midseason All-Star (2016- Eastern; 2015- All-Star Futures; 2015- California)... Pitcher of the Week (2016- Eastern, 8/29-9/4)... *Baseball America* (San Francisco: 2019- 28th; 2018- 3rd; 2017- 1st, Best Curveball, Best Changeup; 2016- 2nd, Best Changeup; 2015- 2nd).

Highlights: **2022-** had a 1.69ERA (26.2IP, 5ER) over 14G from 5/31-7/31... **2019-** had 8.0IP (0ER) vs. New York-NL on 7/19, went 2-0 with 11.1IP and OER from 9/7-9/13... **2018-** MLB debut on 4/10 vs. Arizona (4.0IP, 3H, 2R, 2ER, 5BB, 3K), 2-0 with 0.90ERA (10.0IP, 1ER) in 2G from 5/26-6/1... **2017-** had 8.0IP (2ER) in win at El Paso on 6/26... **2016-** threw shutout on 8/29 vs. Hartford (9.0IP, 2H, 1BB, 11K).

CAREER STATISTICS

Year	Club	Class	W-L	ERA	G	GS	CG	SHO	SV	SVO	IP	H	R	ER	HR	HB	BB	K	AVG
14	AZL Giants	R	0-1	3.12	4	4	0	0	0	0	8.2	8	4	3	0	0	4	11	.242
	Salem-Keizer	SS	0-0	2.70	2	2	0	0	0	0	6.2	8	2	2	0	0	3	7	.308
15	San Jose	A+	2-2	2.24	9	9	0	0	0	0	52.1	51	22	13	2	1	9	37	.254
	Richmond	AA	3-8	5.23	13	13	0	0	0	0	72.1	62	45	42	4	3	35	49	.234
16	Richmond	AA	8-7	2.81	24	24	1	1	0	0	147.1	136	58	46	9	4	53	135	.248
17	Sacramento	AAA	6-7	4.79	19	19	0	0	0	0	109.0	121	68	58	14	3	39	83	.282
18	AZL Giants	R	0-0	0.00	1	0	0	0	0	0	1.0	0	0	0	0	0	0	2	.000
	San Jose	A+	0-0	1.80	1	1	0	0	0	0	5.0	1	1	1	0	0	3	4	.067
	Sacramento	AAA	4-9	7.05	33	10	0	0	0	1	74.0	82	67	58	10	9	56	75	.288
	San Francisco	MLB	0-1	8.22	2	2	0	0	0	0	7.2	9	7	7	0	1	8	9	.290
19	Sacramento	AAA	2-2	2.34	7	7	0	0	0	0	34.2	24	10	9	3	4	14	49	.197
	San Francisco	MLB	5-10	5.08	24	22	0	0	0	0	117.0	127	70	66	22	5	46	113	.271
20	DNP																		
21	Sacramento	AAA	0-6	6.66	16	16	0	0	0	0	48.2	50	42	36	7	6	45	50	.265
	San Francisco	MLB	0-0	27.00	1	0	0	0	0	0	1.0	2	3	3	0	1	0	2	.400
22	San Francisco	MLB	0-0	4.66	6	0	0	0	0	0	9.2	14	5	5	1	0	6	4	.333
	Pittsburgh	MLB	2-5	5.23	25	5	0	0	0	1	51.2	57	32	30	6	5	23	35	.274
	Indianapolis	AAA	0-0	0.00	1	1	0	0	0	0	2.0	2	0	0	0	0	0	1	.333
23	Yomiuri (minor)	JPN	0-1	4.26	7	-	-	-	-	-	25.1	32	12	12	1	1	5	15	-
	Yomiuri	JPN	0-6	3.99	30	-	-	-	1	-	49.2	51	23	22	5	4	21	36	-
	Minor League Totals		25-42	4.29	130	106	1	1	0	1	561.2	545	319	268	49	30	261	503	.257
	Major League Totals		7-16	5.34	58	29	0	0	0	1	187.0	209	117	111	29	12	83	163	.277



TREY BENTON

RHP

BATS: R

THROWS: R

HT: 6-5

WGT: 210

BIRTHDATE: 6/18/98 (25); Wilmington, NC

RESIDES: Cerro Gordo, NC

ACQUIRED: Selected in the 15th round (460th overall) of the 2019 draft

Last Season

Spent the year in Akron's bullpen... had an 11.74ERA (7.2IP, 10ER) through 8G in April, mostly due to 6ER in 0.2IP vs. Harrisburg on 4/18... carved more than six runs off ERA over next 21G (23.1IP, 4ER), turning in 17 outings with 0ER... came back to Earth with a 3.38ERA (16.0IP, 6ER) over final 13G of the season (8/1-9/15)... among 42G on the season, recorded at least 2.0 in five of them, topping out at 2.1IP on 7/18 vs. Richmond (38 pitches was also a season high; threw at least 30 pitches five times, averaging 20.5 pitches per game).

Career Notes

Transactions: Selected by Cleveland in the 15th round (460th) of the 2019 draft... **2019-** AZL Indians (6/17-8/26), **DL (6/17-8/26, recovering from right elbow surgery)**... **2021-** Lynchburg (5/4-9/19)... **2022-** Lynchburg (4/8-6/6), Lake County (6/7-9/11)... **2023-** Akron (4/6-9/17).

Recognition: None.

Highlights: **2022-** started the season with a 0.00ERA (14.0IP, 1H, 2R, 5BB, 23K) in 11G (4/10-5/25), homer allowed on 7/7 at Fort Wayne was first of career (snapped streak of 190BF without), allowed 0ER in 33 of 39G, notched win in clinching game of the Midwest League Semifinals at Great Lakes on 9/16 (2.1IP, 1H, 2K)... **2021-** earned first career save on 6/25 at Salem (1.0IP, 1K).

Postseason: Lynchburg ('22).

Personal: Attended East Carolina University... graduated from West Columbus High (Cerro Gordo, NC).

CAREER STATISTICS

Year	Club	Class	W-L	ERA	G	GS	CG	SHO	SV	SVO	IP	H	R	ER	HR	HB	BB	K	AVG
21	Lynchburg	A	0-2	7.41	18	0	0	0	1	1	17.0	12	15	14	0	2	29	24	.211
22	Lynchburg	A	1-2	1.13	13	0	0	0	4	6	16.0	5	4	2	0	0	6	27	.094
	Lake County	A+	2-1	2.63	26	0	0	0	8	11	27.1	24	14	8	5	0	20	25	.231
23	Akron	AA	1-4	3.83	42	0	0	0	0	1	47.0	50	33	20	5	2	30	65	.267
Minor League Totals			4-9	3.69	99	0	0	0	13	19	107.1	91	66	44	10	4	85	141	.227
Major League Totals			0-0	-	0	0	0	0	0	0	0.0	0	0	0	0	0	0	0	-

AARON BRACHO INF

BATS: L **THROWS:** R
HT: 5-9 **WGT:** 193
BIRTHDATE: 4/24/01 (22); El Tigrito, VZ
RESIDES: El Tigrito, VZ
ACQUIRED: Signed as a non-drafted free agent on 7/2/17



Last Season

Played for Akron... went 3x14 with 3HR in first 4G, including 2HR and 5RBI on 4/14 at Bowie (doubled on 4/18 vs. Harrisburg, first single did not come until 4/27 at Binghamton)... doubled an homered on 5/7 vs. Portland (average stood at .200, 10x50, while SLG was .560, 8XBH)... went 1x28 with 13K over 7G from 5/21-6/1... took several days off, returning on 6/7 to hit .327 (16x49) through the end of June (HR on 6/30 at Erie was first since 5/17, 87AB between)... hit .114/.304/.143 through first 12G in July... tied career best with 10G hit streak from 7/23-8/3 (.462, 18x39, 2HR, 10RBI), including 5x5 game on 7/28 at Erie (pair of doubles, triple, 2RBI)... homered in three straight (all solo) from 8/10-8/12 at Harrisburg... struggled over final 13G of the year (.149, 7x47), but had 4RBI game on 9/8 at Richmond... on the season, posted a strikeout rate of 23% (28% in career prior).

Career Notes

Transactions: Signed by Cleveland as a non-drafted free agent on 7/2/17... **2018-** DSL Indians (6/18-8/27), **DL (6/18-8/27, sore right arm)**... **2019-** AZL Indians (6/17-8/25), Mahoning Valley (8/26-9/2)... **2021-** Lake County (5/4-9/19), **DL (8/6-8/23, thumb injury)**... **2022-** Lake County (4/8-9/11)... **2023-** Akron (4/6-9/17).

Single Game Career Highs			
Stat	#	Times	Last Time
R	3	1	6/9/23
H	5	1	7/28/23
2B	2	2	7/28/23
HR	2	1	4/14/23
RBI	5	2	4/14/23
Hit Streak	10	3	7/23-8/3/23
OB Streak	16	2	8/18-9/8/23

Recognition: Batter of the Week (2023- Eastern, 7/24-7/30)... *Baseball America* (Cleveland: 2022- 25th; 2021- 10th; 2020- 9th; 2019- 19th).

Highlights: **2022-** went 3x5 (double, HR) with 5RBI on 7/22 at Lansing, had 10G hit streak from 8/7-8/25 (.378, 14x37)... **2021-** homered and had 2RBI in back to back games vs. Dayton on 6/1 and 6/3... **2019-** had 10G hit streak from 7/12-7/23 (.439, 18x41, 2HR, 16RBI).

Postseason: None.

CAREER STATISTICS

Year	Club	Class	G	AVG	AB	R	H	2B	3B	HR	RBI	BB	K	SB	CS	OBP	SLG	HBPSAC	SF	
19	AZL Indians	R	30	.296	108	25	32	10	2	6	29	23	21	4	1	.416	.593	2	0	4
	Mahoning	SS	8	.222	27	5	6	1	0	2	4	5	8	0	0	.344	.481	0	0	0
20	DNP																			
21	Lake County	A+	70	.174	241	27	42	9	0	7	27	32	89	1	2	.269	.299	1	0	5
22	Lake County	A+	80	.184	261	25	48	13	1	8	34	28	91	1	0	.272	.333	5	1	4
23	AKRON	AA	104	.245	367	50	90	14	2	18	59	49	97	3	2	.340	.441	5	0	3
Minor League Totals			292	.217	1004	132	218	47	5	41	153	137	306	9	5	.315	.396	13	1	16
Major League Totals			-	0	0	0	0	0	0	0	0	0	0	0	0	-	-	0	0	0

WILL BRENNAN OF

BATS: L **THROWS:** L
HT: 6-0 **WGT:** 205
BIRTHDATE: 2/2/98 (26); Colorado Springs, CO
RESIDES: Prosper, TX
ACQUIRED: Selected in the 8th round (250th overall) of the 2019 draft



Last Season

Spent the season with Cleveland... hit .204/.242/.292 with 2HR and 11RBI through first 45G... starting with 7G hit streak from 5/29-6/6 (.560, 14x25), hit .339/.365/.504 with 3HR and 15RBI over next 33G (5/29-7/8)... followed up with a 30G lull from 7/9-8/20, hitting .198/.236/.248 with 7RBI (hitless in 16 of 30)... had another 30G resurgence to end the year (8/22-10/1), slashing .320/.350/.361 with 8RBI.

Career Notes

Transactions: Selected by Cleveland in the 8th round (250th) of the 2019 draft... **2019-** AZL Indians (6/17-7/31), Mahoning Valley (8/1-9/2)... **2021-** Lake County (5/4-8/2), Akron (8/3-9/1/9)... **2022-** Akron (4/8-5/25), Columbus (5/26-9/20), Cleveland (9/21-10/5)... **2023-** Cleveland (3/30-10/1).

Recognition: Batter of the Week (2022- International, 6/6-6/12)... *Baseball America* (Cleveland: 2023-10th, Best Defensive Outfielder).

Highlights: **2022-** reached base in 34 of 35G from 4/9-5/24 (.392OBP), had five straight multi-hit games from 6/8-6/12 (.714, 15x21; reached in 10 straight PA from 6/10-6/12 at Indianapolis, 8H, 2BB), had 12G hit streak from 6/22-7/4 (.436, 24x55), successful on 16 straight steal attempts from 5/20-8/23, went 3x5 (triple, HR) with 5RBI on 8/27 at Buffalo, 13G hit streak from 9/6-9/20 (.403, 25x62), went 2x4 with an RBI in MLB debut at Chicago-AL on 9/21, had 3RBI (triple, HR) on 10/2 vs. Kansas City, tied for 1st in MiLB with 166 hits, tied for 2nd with 40 doubles, tied for 6th with 107RBI... **2021-** reached base in each of first 17G (.465OBP; had a hit in 16 of 17, .356, 21x59), homered in back to back games vs. Dayton on 6/1 and 6/3 and collected 10RBI over 4G from 6/1-6/4, had 4-hit game (double) on 7/6 at Fort Wayne, reached base in each of the last 20 to end the season (.419OBP), went 4x15 with a HR and an RBI in 3G of the Eastern League Championship Series... **2019-** had 12G hit streak from 7/1-7/18 (.449, 22x49) that included five consecutive multi-hit games (7/11-7/16), had a pair of SB on 8/2 at Staten Island, doubled twice on 8/31 vs. West Virginia.

Single Game Career Highs			
Stat	#	Times	Last Time
R	3	7	6/3/22
H	4	3	7/1/22
2B	2	8	6/6/23*
RBI	6	1	5/8/22
SB	2	6	9/23/22*
Hit Streak	13	1	9/6/22-c
OB Streak	22	1	6/25-7/27/19

*-in MLB

Postseason: Cleveland ('22), Akron ('21).

Personal: Attended Kansas State University.

CAREER STATISTICS

Year	Club	Class	G	AVG	AB	R	H	2B	3B	HR	RBI	BB	K	SB	CS	OBP	SLG	HBPSAC	SF	
19	AZL Indians	R	31	.306	121	26	37	7	3	1	23	15	6	5	4	.386	.438	2	0	2
	Mahoning	SS	26	.215	93	12	20	4	1	0	9	10	11	4	2	.311	.280	3	1	0
20	DNP																			
21	Lake County	A+	62	.290	238	42	69	22	1	4	30	25	43	13	4	.368	.441	5	0	1
	Akron	AA	40	.280	150	28	42	6	0	2	20	18	29	2	2	.369	.360	5	1	3
22	Akron	AA	36	.311	135	16	42	12	1	4	39	17	16	5	2	.382	.504	1	0	4
	Columbus	AAA	93	.316	393	53	124	28	3	9	68	33	53	15	1	.367	.471	2	0	5
	Cleveland	MLB	11	.357	42	6	15	1	1	1	8	2	4	2	1	.400	.500	1	0	0
23	Cleveland	MLB	138	.266	432	41	115	24	0	5	41	16	57	13	5	.299	.356	5	0	2
	Minor League Totals		288	.296	1130	177	334	79	9	20	189	118	158	44	15	.367	.435	18	2	15
	Major League Totals		149	.274	474	47	130	25	1	6	49	18	61	15	6	.308	.368	6	0	2

JUAN BRITO INF

BATS: S **THROWS:** R
HT: 5-11 **WGT:** 200
BIRTHDATE: 9/24/01 (22); Santo Domingo, DR
RESIDES: Santo Domingo, DR
ACQUIRED: Traded by Colorado for OF Nolan Jones on 11/15/12



Last Season

Started the season in Lake County... went hitless in first 2G, then reached base in 17 straight from 4/11-5/5 (.400OBP)... slumped to a .152 average (7x46) over next 13G before back to back 3-hit games on 5/21 at Lansing and 5/23 at West Michigan (also homered on 5/24 at West Michigan)... rode momentum to Akron on 5/21, extending hit streak to 11G (.442, 19x43, 2HR, 9RBI), including 4x5 outing on 6/3 vs. Hartford (double, HR, 4RBI)... following 0x4 on 6/6 at Portland, went 17x50 in next 14G, before going hitless in 5G (15AB) from 6/25-7/2... hit a grand slam on 7/3 at Erie... turned in career best 14G hit streak from 7/16-8/1 (.353, 18x51)... went 2x3 with a double, a HR and 5RBI on 8/27 at Altoona... sent to Columbus to finish out the year on 9/19, drawing a walk in each of 5G.

Career Notes

Transactions: Signed by Colorado as a non-drafted free agent on 7/7/18... **2019-** DSL Rockies (6/1-8/23)... **2021-** AZL Rockies (6/28-9/18)... **2022-** Fresno (4/8-9/11), DL (6/16-6/30, strained right hamstring)... traded by Colorado to Cleveland for OF Nolan Jones on 11/15/22... **2023-** Lake County (4/6-5/25), Akron (5/26-9/18), Columbus (9/19-9/24).

Single Game Career Highs			
Stat	#	Times	Last Time
R	3	10	7/14/23
H	4	3	6/3/23
2B	2	4	8/29/23
RBI	6	1	8/19/22
SB*	4	1	8/8/19
Hit Streak	14	1	7/16-8/1/23
OB Streak	24	1	7/8-8/11/23

*- 7 multi-SB games

Recognition: Postseason All-Star (2022- California)... Batter of the Week (2022- California, 7/11-7/17)... *Baseball America* (Cleveland: 2024- 5th; 2023- 16th).

Highlights: **2022-** HR in back to back games on 4/9 vs. Stockton (2RBI) and 4/10 vs. Stockton (3RBI), hit .366/.464/.605 with 6HR and 41RBI over 44G from 7/7-9/3... had 6RBI on 8/19 at Visalia (double, HR)... **2021-** went 3x5 (double, HR) with 4RBI in season finale vs. AZL Padres on 9/17... **2019-** had 4SB on 8/18 vs. DSL Mets, homered and had 4RBI on 8/12 vs. DSL Orioles, went 4x5 (double) with 2RBI on 8/20 vs. DSL Phillies.

Postseason: Fresno ('22); Este (DWL, '23).

CAREER STATISTICS

Year	Club	Class	G	AVG	AB	R	H	2B	3B	HR	RBI	BB	K	SB	CS	OBP	SLG	HBPS	SF	
19	DSL Rockies	R	35	.328	116	21	38	4	3	3	26	16	15	12	3	.403	.491	2	1	5
20	DNP																			
21	AZL Rockies	R	27	.295	88	20	26	3	0	3	11	15	21	5	4	.406	.432	2	3	1
22	Fresno	A	107	.286	402	91	115	29	6	11	72	78	71	17	9	.407	.470	8	3	6
23	Lake County	A+	35	.265	132	29	35	9	0	4	14	24	21	3	1	.379	.424	2	0	3
	Akron	AA	87	.276	315	46	87	21	1	10	60	48	63	3	7	.373	.444	4	1	6
	Columbus	AAA	5	.214	14	1	3	1	0	0	1	6	4	1	0	.450	.286	0	0	0
Minor League Totals			296	.285	1067	208	304	67	10	31	184	187	195	41	24	.394	.454	18	8	21
Major League Totals			-	0	0	0	0	0	0	0	0	0	0	0	0	-	-	0	0	0



TYLER BROWN

RHP

BATS: R

THROWS: R

HT: 6-4

WGT: 242

BIRTHDATE: 10/2/98 (25); Mansfield, OH

RESIDES: Lewis Center, OH

ACQUIRED: Selected from Houston in the minor league phase of the Rule 5 Draft on 12/6/23

Last Season

Pitched most of the year out of the Corpus Christi bullpen... after loss on 4/8 vs. Arkansas (0.2IP, 4H, 7R, 3ER, 2BB, 1K), posted a 2.55ERA (17.2IP, 5ER) over next 15G (4/12-5/31), giving up 4HR (all solo)... transferred to Sugar Land on 6/2, taking the loss at Round Rock on 6/2 in Triple-A debut (2.0IP, 2ER, 2HR)... allowed 4ER over next 4G (4.2IP, 6/7-6/18) and was sent back to Corpus Christi for the rest of the year on 6/19... went 3-0 with a 1.93ERA (9.1IP, 8H, 2R, 2ER, 2BB, 12K) in first 5G back (6/20-7/8)... following HR on 7/8 vs. San Antonio, did not surrender one for the rest of the season (76AB in 16G)... gave up 7ER in 13.0IP over 11G (7/15-8/24) before ending the season on a 5G streak without an ER (7.1IP).

Career Notes

Transactions: Selected by Cincinnati in the 26th round (767th) of the 2017 draft, did not sign... selected by Houston in the 3rd round (101st) of the 2020 draft... **2021-** Asheville (5/4-8/1), Corpus Christi (8/2-9/19)... **2022-** Corpus Christi (4/8-7/10, 7/21-9/18), GCL Astros (7/11-7/20)... **2023-** Corpus Christi (4/6-6/1, 6/19-9/17), Sugar Land (6/2-6/18)... selected by Cleveland from Houston in the minor league phase of the Rule 5 Draft on 12/6/23.

Recognition: *Baseball America* (Houston: 2022- 30th; 2021- 16th).

Highlights: **2022-** notched a quality start on 8/18 vs. Frisco (6.0IP, 2H, 1R, 1ER, 1BB, 6K), picked up first two career saves on consecutive games vs. Amarillo on 8/25 (4.0IP, 1H, 0R, 0ER, 1BB, 4K) and at San Antonio on 8/31 (4.0IP, 2H, 1R, 1ER, 0BB, 7K)... **2021-** had quality start in win vs. Greenville on 7/13 (6.0IP, 4H, 1R, 1ER, 0BB, 7K), had quality start at San Antonio on 9/17 (6.2IP, 3H, 2R, 2ER, 1BB, 7K).

Postseason: None.

Personal: Attended Vanderbilt University... graduated from Olentangy Orange High School (Lewis Center, OH; 17 miles from Huntington Park).

CAREER STATISTICS

Year	Club	Class	W-L	ERA	G	GS	CG	SHO	SV	SVO	IP	H	R	ER	HR	HB	BB	K	AVG
21	Asheville	A+	3-5	7.25	15	11	0	0	0	0	63.1	71	52	51	14	4	32	68	.278
	Corpus Christi	AA	1-3	6.26	8	4	0	0	0	0	27.1	26	20	19	4	1	24	40	.252
22	GCL Astros	R	0-0	1.93	2	1	0	0	0	0	4.2	7	2	1	0	0	1	3	.368
	Corpus Christi	AA	1-8	6.78	17	10	0	0	2	3	65.0	77	51	49	16	2	28	71	.289
23	Corpus Christi	AA	5-3	3.12	38	0	0	0	3	4	49.0	37	22	17	5	3	26	49	.207
	Sugar Land	AAA	1-1	8.10	5	0	0	0	0	0	6.2	7	6	6	3	0	4	7	.259
	Minor League Totals		11-20	5.96	85	26	0	0	5	7	216.0	225	153	143	42	10	115	238	.265
	Major League Totals		0-0	-	0	0	0	0	0	0	0.0	0	0	0	0	0	0	0	-



TANNER BURNS RHP

BATS: R **THROWS:** R
HT: 6-0 **WGT:** 210
BIRTHDATE: 12/28/98 (25); Decatur, AL
RESIDES: Auburn, AL
ACQUIRED: Selected in the 1st round (36th overall) of the 2020 draft

Last Season

Began the year in the rotation at Akron... did not record 5.0IP in any of first 4GS (4/11-5/4), but still had a 3.06ERA (17.2IP, 6ER)... won each of first 2GS qualified for, 5/10 at Altoona (5.0IP, 2H, 2R, 2ER, 3BB, 5K) and 5/16 at Richmond (CG, 5.0IP, 2H, 1R, 1ER, 3BB, 2K)... averaged 81.0 pitches per game through first 9GS, ranging from 72-88...beginning with start on 6/9 at Portland, saw pitch count drastically reduced... during middle-volume period (6/9-8/1), went 1-1 with a 2.93ERA in 9G (30.2IP, 25H, 11R, 10ER, 14BB, 31K), averaging 54.9 pitches per outing (ranged from 49-59)... pitched 11G over the rest of the season (8/5-9/15), going 2-0 with a 1.35ERA (13.1IP, 9H, 3R, 2ER, 7BB, 13K) and averaging 20.4 pitches per game (ranged from 6-47, 10G at 28 pitches or fewer)... earned first career save during low-volume period, 8/31 vs. Bowie (2.0IP, 3K).

Career Notes

Transactions: Selected by New York (AL) in the 37th round of the 2017 draft, did not sign... selected by Cleveland in the 1st round (36th) of the 2020 draft... **2021-** Lake County (5/4-9/19), **DL (7/20-8/4, sore right elbow)**... **2022-** Akron (4/8-9/18), **DL (5/8-6/3, strained right shoulder)**... **2023-** Akron (4/6-9/17).

Recognition: *Baseball America* (Cleveland: 2023- 28th; 2022- 12th; 2021- 15th).

Highlights: **2022-** had a 0.98ERA over 4GS from 4/16-5/5 (18.1IP, 10H, 3R, 2ER, 9BB, 23K), snapped streak of 132BF without allowing a HR on 7/2 at Erie, lost only quality start of the season at Bowie on 7/15 (6.0IP, 7H, 2R, 2ER, 0BB, 2K)... **2021-** went 2-0 with a 0.00ERA in 2GS from 6/4-6/11 (11.0IP, 5H, 0R, 0ER, 3BB, 12K), did not allow a homer over final 4GS of the season (17.0IP; allowed 7HR in previous 30.0IP).

Postseason: None.

Personal: Attended Auburn University... named Alabama's Mr. Baseball in 2017.

CAREER STATISTICS

Year	Club	Class	W-L	ERA	G	GS	CG	SHO	SV	SVO	IP	H	R	ER	HR	HB	BB	K	AVG
21	Lake County	A+	2-5	3.57	18	18	0	0	0	0	75.2	64	36	30	10	3	29	91	.229
22	Akron	AA	3-7	3.55	21	21	0	0	0	0	88.2	75	39	35	14	6	45	92	.227
23	Akron	AA	5-3	3.01	29	14	1	0	1	1	86.2	68	31	29	11	4	41	86	.217
Minor League Totals			10-15	3.37	68	53	1	0	1	1	251.0	207	106	94	35	13	115	269	.224
Major League Totals			0-0	-	0	0	0	0	0	0	0.0	0	0	0	0	0	0	0	-



JOEY CANTILLO

LHP

BATS: L **THROWS:** L

HT: 6-4 **WGT:** 220

BIRTHDATE: 12/18/99 (24); Honolulu, HI

RESIDES: Kailua, HI

ACQUIRED: Traded by San Diego with five others for RHP Mike Clevinger and two others on 8/31/20

Last Season

Began the year in Akron... had a 0.55ERA (16.1IP, 1ER) through first 4GS, culminating with a 13K outing on 5/3 vs. Portland (17BF)... transferred to Columbus on 5/18... roughed up to the tune of a 5.72ERA (28.1IP, 18ER) in first 6G, allowing career worsts of 6ER and 10H on 6/18 at Omaha... followed up with 1ER in next 3GS (13.1IP from 6/24-7/15)... pitched for Team USA in the All-Star Futures Game at Seattle on 7/8 (1.2IP, 1BB, 2K)...allowed 8ER at Louisville on 7/21, then posted 1.90ERA (23.2IP, 5ER) in 5GS from 7/29-8/22... ended year in a slump, allowing a 5.67ERA (27.0IP, 17ER) over last 5GS.

Career Notes

Transactions: Selected by San Diego in the 16th round (468th) of the 2017 draft... **2017-** AZL Padres (8/1-9/4)... **2018-** AZL Padres (6/19-8/28), Fort Wayne (8/29-9/3)... **2019-** Fort Wayne (4/4-8/7), Lake Elsinore (8/8-9/2)... **2020-** traded by San Diego with C Austin Hedges, RHP Cal Quantrill, OF Josh Naylor, INF Gabriel Arias and INF Owen Miller to Cleveland for RHP Mike Clevinger, OF Greg Allen and a PTBNL (RHP Matt Waldron, 11/9/20) on 8/31/20... **2021-** Akron (5/4-9/19), DL (5/8-8/29, sore abdomen), rehab with AZL Indians (8/20-8/29)... **2022-** Akron (4/8-9/18), DL (8/3-9/18, sore left shoulder)... **2023-** Akron (4/6-5/17), Columbus (5/18-9/24).

Recognition: Postseason All-Star (2022- Eastern; 2019- Midwest)... Pitcher of the Month (2022- Eastern, May; 2019- Midwest, June)... Pitcher of the Week (2019- Midwest, 6/17-6/23, 6/24-6/30, 7/29-8/4)... *Baseball America* (Cleveland: 2024- 11th, Best Changeup; 2023- 18th; 2021- 16th; San Diego: 2020- 11th, Best Changeup).

Highlights: **2023-** no runs over 5G from 5/1-5/26 (22.0IP, 10H, 4BB, 33K)... **2021-** consecutive scoreless games on 9/4 vs. Altoona (1.2IP) and 9/8 at Richmond (1.2IP)... **2019-** allowed first career HR on 4/12 at Bowling Green (snapped streak of 266TBF to start career), had 0.53ERA (51.1IP, 3ER) over 9GS from 5/3-6/26, 10K (6.0IP) in win vs. Cedar Rapids on 7/22, took no-hitter to the 7th on 8/4 vs. West Michigan (bullpen lost in 9th)... **2018-** 9K in 4.0IP of hitless relief on 7/16 vs. AZL Brewers... no runs over 3G from 8/4-8/16 (15.0IP, 6H, 1BB, 15K)... **2017-** started career with 1ER in first 6G (7.0IP).

Postseason: None.

Personal: Committed to the University of Kentucky before signing with San Diego.

CAREER STATISTICS

Year	Club	Class	W-L	ERA	G	GS	CG	SHO	SV	SVO	IP	H	R	ER	HR	HB	BB	K	AVG
17	AZL Padres	R	1-0	4.50	7	0	0	0	0	0	8.0	5	4	4	0	2	6	14	.179
18	AZL Padres	R	2-2	2.18	11	9	0	0	0	0	45.1	33	18	11	0	3	12	58	.198
	Fort Wayne	A	0-1	9.82	1	1	0	0	0	0	3.2	4	4	4	0	0	3	5	.286
19	Fort Wayne	A	9-3	1.93	19	19	1	1	0	0	98.0	58	24	21	3	3	27	128	.173
	Lake Elsinore	A+	1-1	4.61	3	3	0	0	0	0	13.2	12	9	7	2	1	7	16	.222
20	DNP																		
21	AZL Indians	R	0-0	0.00	2	1	0	0	0	0	5.0	2	0	0	0	0	1	7	.125
	Akron	AA	0-2	4.50	5	1	0	0	0	0	8.0	8	4	4	0	0	10	12	.258
22	Akron	AA	4-3	1.93	14	13	0	0	0	0	60.2	38	17	13	2	3	28	87	.178
23	Akron	AA	1-0	1.85	6	6	0	0	0	0	24.1	14	7	5	2	2	14	35	.175
	Columbus	AAA	6-4	4.64	20	18	1	0	0	0	95.0	89	50	49	16	4	55	111	.245
Minor League Totals			24-16	2.94	88	71	2	1	0	0	361.2	263	137	118	25	18	163	473	.202
Major League Totals			0-0	-	0	0	0	0	0	0	0.0	0	0	0	0	0	0	0	-



ROSS CARVER RHP

BATS: R

THROWS: R

HT: 6-2

WGT: 200

BIRTHDATE: 8/27/99 (24); Benton, AR

RESIDES: Benton, AR

ACQUIRED: Traded by Arizona for RHP Carlos Vargas on 11/15/22

Last Season

Spent most of the season with Akron... started the season on a limited pitch count, averaging 57.8 per game through first 4GS (13.0IP, 8H, 6R, 5ER, 8BB, 13K)... **placed on the DL with a strained back on 4/30**... sent to the AZL Guardians for rehab on 6/10, allowing 5ER in 1.1IP at the AZL Diamondbacks in first appearance... activated on 6/21... turned in a 12.89ERA in first 6G after activation (14.2IP, 24H, 22R, 21ER, 11BB, 20K), averaging 58.2 pitches per game... had a near-perfect relief outing on 8/1 vs. Somerset (4.0IP, 1BB, 7K)... turned loose for 79 pitches on 8/12 at Harrisburg (4.2IP, 5ER; between 52-66 pitches in first 12G with Akron) and averaged 82.6 pitches per game for the rest of the season (range: 78-89)... took no-hitter to the 7th vs. Erie on 8/19 (lost it to leadoff batter and relieved), while recording 12K in 6.0IP (had 4K in the 1st inning)... had 6.0IP in next start, 8/25 at Altoona and finished the season with at least 5.0IP in each of last 3GS (9/6-9/17)... following the season, pitched for Peoria in the Arizona Fall League (18.0IP, 16H, 9R, 9ER, 8BB, 21K).

Career Notes

Transactions: Selected by Texas in the 23rd round of the 2019 draft, did not sign... **selected by Arizona in the 20th round (588th) of the 2021 draft**... **2021-** Visalia (8/3-9/19)... **2022-** Hillsboro (4/8-7/25), **DL (5/18-5/26, injury)**, Amarillo (7/26-9/18)... **traded by Arizona to Cleveland for RHP Carlos Vargas on 11/15/22**... **2023-** Akron (4/6-9/17), **DL (4/30-6/20, strained back)**, rehab with AZL Guardians (6/10-6/20).

Recognition: Pitcher of the Week (2022- Northwest, 5/2-5/8).

Highlights: **2022-** had 10K in 5.0IP of hitless outing at Eugene on 5/6 (bullpen lost shutout in the 6th, no-hitter in the 8th), CG win vs. Spokane on 5/13 (7.0IP, 3H, 1R, 1ER, 1BB, 10K), needed only 89 pitches to complete 8.0IP in win at Spokane on 6/16 (2H, 1R, 1ER, 2BB, 8K), racked up 10K in 7.0IP vs. Tri-City on 7/23, notched first win in Double-A with a QS at Midland on 8/18 (6.0IP, 6H, 1R, 1ER, 2BB, 2K), recorded a scoreless win vs. Arkansas on 9/11 (6.0IP, 1H, 1BB, 5K)... **2021-** had a 0.82ERA (11.0IP, 7H, 2R, 1ER, 7BB, 20K) in final 3G of the year, picked up first career save on 9/17 at Rancho Cucamonga (4.0IP).


Postseason: Peoria (AFL, '23).

Personal: Attended Dallas Baptist University.

CAREER STATISTICS

Year	Club	Class	W-L	ERA	G	GS	CG	SHO	SV	SVO	IP	H	R	ER	HR	HB	BB	K	AVG
21	Visalia	A	0-2	4.09	8	0	0	0	1	2	22.0	21	13	10	0	1	11	33	.241
22	Hillsboro	A+	2-5	3.10	15	15	1	0	0	0	81.1	55	33	28	8	7	27	97	.186
	Amarillo	AA	2-5	9.50	9	9	0	0	0	0	36.0	48	40	38	15	10	15	31	.331
23	AZL Guardians	R	0-0	14.73	2	2	0	0	0	0	3.2	7	6	6	1	0	3	7	.389
	Akron	AA	1-5	6.15	19	15	0	0	0	0	71.2	68	52	49	9	6	34	81	.248
Minor League Totals			5-17	5.49	53	41	1	0	1	2	214.2	199	144	131	33	24	90	249	.243
Major League Totals			0-0	-	0	0	0	0	0	0	0.0	0	0	0	0	0	0	0	-

LORENZO CEDROLA OF



BATS: R **THROWS:** R
HT: 5-11 **WGT:** 170
BIRTHDATE: 1/12/98 (26); Caracas, VZ
RESIDES: Guatire, VZ
ACQUIRED: Signed as a minor league free agent on 1/26/24

Last Season

Played mostly for Syracuse... hit .319/.407/.511 with 2HR and 7RBI through first 13G before slumping over 9G from 4/20-5/5 (.167/.348/.333, 1HR, 1RBI)... ran stolen base streak to 16 (dating to 9/22/22 with Louisville) before finally getting caught on 5/19 at Norfolk (did not steal a base after 5/28)... went 2x19 over 5G before getting **placed on the DL with a strained left hamstring on 6/5**... activated on 8/17 and hit .217/.379/.500 over the rest of the season (16G, had **second DL stint from 8/27-9/4**)... hit .333/.390/.436 in 42G (2HR, 23RBI) for La Guaira in the VWL.

Career Notes

Transactions: Signed by Boston as a non-drafted free agent on 2/12/15... **2015-** DSL Red Sox (6/20-8/29)... **2016-** GCL Red Sox (6/20-8/29)... **2017-** Greenville (4/6-9/4), **DL (8/7-9/4, fractured left ankle)**... **2018-** Greenville (4/5-7/1), **DL (4/5-4/25, recovering from fractured ankle)**... **traded by Boston to Cincinnati for future considerations on 7/2/18**... Dayton (7/4-9/3), **DL (8/30-9/3, bruised back)**... **2019-** Daytona (4/4-9/2)... **2021-** Chattanooga (5/4-9/19), Louisville (9/21-10/3)... **2022-** Louisville (4/5-9/28)... signed by New York-NL as a minor league free agent on 12/20/22... **2023-** Syracuse (3/31-9/24), **DL (6/5-8/15, strained left hamstring; 8/27-9/4, sore left hamstring), rehab with GCL Mets (8/7-8/15)**... **2024-** signed by Cleveland as a minor league free agent on 1/26/24.

Single Game Career Highs			
Stat	#	Times	Last Time
R	4	1	6/18/15
H	5	1	8/25/21
2B	2	5	8/6/22
3B	2	1	5/6/19
RBI	4	3	8/20/21
SB	2	14	4/18/23
Hit Streak	15	1	7/28-8/13/21
OB Streak	22	1	9/4/21-4/6/22

Recognition: Postseason All-Star (2021- Southern; 2016- Gulf Coast)... Midseason All-Star (2017- South Atlantic)... *Baseball America* (Boston: 2017- 24th).

Highlights: **2022-** .312 (34x109) in first 25G, 9G hit streak from 8/4-8/17 (.487, 8RBI)... **2021-** 12G hit streak from 6/12-6/26 (.423, 3HR, 13RBI), 15G hit streak from 7/28-8/13 (.387, 10RBI), 4RBI (double, HR) on 8/20 at Rocket City, 5x6 with 3RBI on 8/25 vs. Tennessee, 14G hit streak from 9/4-9/25 (.392, 3HR, 8RBI)... **2019-** tripled twice (3RBI) on 5/6 vs. Palm Beach, 11G hit streak from 7/20-8/2 (.432).

Postseason: GCL Red Sox ('16), DSL Red Sox ('15); La Guaira (VWL, '20-23).

CAREER STATISTICS

Year	Club	Class	G	AVG	AB	R	H	2B	3B	HR	RBI	BB	K	SB	CS	OBP	SLG	HBPSAC	SF	
15	DSL Red Sox	R	67	.321	265	61	85	8	7	1	31	23	33	27	7	.420	.415	23	0	1
16	GCL Red Sox	R	53	.290	214	33	62	14	1	2	21	11	28	9	4	.350	.393	10	1	2
17	Greenville	A	92	.285	354	47	101	18	3	4	34	11	48	19	7	.322	.387	9	3	2
18	Greenville	A	50	.318	211	40	67	17	3	0	22	5	29	10	8	.350	.427	7	3	3
	Dayton	A	45	.260	169	13	44	4	2	1	11	9	28	13	7	.310	.325	4	4	2
19	Daytona	A+	102	.277	343	41	95	10	7	1	28	17	43	18	10	.330	.356	12	5	4
20	DNP																			
21	Chattanooga	AA	106	.320	406	68	130	16	7	9	61	17	50	8	8	.356	.461	8	2	4
	Louisville	AAA	9	.257	35	5	9	3	0	1	1	2	2	2	0	.333	.429	2	0	0
22	Louisville	AAA	124	.267	475	64	127	20	5	4	41	13	84	15	6	.303	.356	12	2	2
23	GCL Mets	R	5	.250	20	7	5	1	0	0	2	2	3	0	0	.318	.300	0	0	0
	Syracuse	AAA	59	.250	188	41	47	8	2	6	18	25	27	15	4	.373	.410	12	4	0
	Minor League Totals		712	.288	2680	420	772	119	37	29	270	135	375	136	61	.343	.393	99	24	20
	Major League Totals		-	0	0	0	0	0	0	0	0	0	0	0	0	-	-	0	0	0



XZAVION CURRY RHP

BATS: R **THROWS:** R

HT: 6-0 **WGT:** 200

BIRTHDATE: 7/27/98 (25); Orangeburg, SC

RESIDES: Atlanta, GA

ACQUIRED: Selected in the 7th round (220th overall) of the 2019 draft

Last Season

Spent the entire season with Cleveland... opened season with an extended relief appearance at Oakland on 4/3 (5.0IP, 3H, 2R, 2ER, 0BB, 3K)... after allowing 3ER in 4.0IP vs. New York-AL on 4/11, went 3-0 with a 1.48ERA (24.1IP, 23H, 6R, 4ER, 4BB, 16K) over next 13G (4/18-6/13)... hit a rough patch on the back half of June, allowing runs in four straight games (8.1IP, 7ER)... spent July bouncing back and forth between the bullpen and rotation, posting a 1.65ERA in 8G (16.1IP, 3ER)... made six consecutive starts from 8/6-9/3, going 0-2 with a 6.39ERA (25.1IP, 18ER) and averaging 64.2 pitches per start... managed a quality start during that stretch, on 8/18 vs. Detroit (6.0IP, 5H, 1R, 1ER, 2BB, 6K)... returned to the bullpen for the remainder of the season on 9/9 (7G)... had back to back appearances with 3.0IP and 50+ pitches on 9/23 vs. Baltimore and 9/26 vs. Cincinnati.

Career Notes

Transactions: Selected by Cleveland in the 7th round (220th) of the 2019 draft... **2021-** Lynchburg (5/4-6/2), Lake County (6/3-9/13), Akron (9/14-9/19)... **2022-** Akron (4/8-6/28), Columbus (6/29-8/14, 8/16-9/1, 9/4-9/28), Cleveland (8/15, 9/2-9/3)... **2023-** Cleveland (3/30-10/1).

Recognition: *Baseball America* (Cleveland: 2023- 22nd; 2022- 28th).

Highlights: **2022-** went 2-0 with a 1.08ERA (16.2IP, 10H, 3R, 2ER, 4BB, 23K) in 3GS from 5/4-5/17, had 10K in 5.2IP at Binghamton on 5/17, established career highs with 7.0IP and 12K in win at Somerset on 6/10, turned in back to back scoreless wins on 8/2 vs. Rochester (7.0IP, 3H, 2BB, 4K) and 8/9 at St. Paul (6.0IP, 2H, 4BB, 6K), made MLB debut on 8/15 vs. Detroit (ND, 5.0IP, 8H, 3R, 3ER, 1BB, 3K)... **2021-** did not allow a run through first 3GS of career (15.1IP, 4H, 3BB, 23K), had 11K game on 5/18 vs. Myrtle Beach (6.1IP, 1H; took no-hitter to the 7th), had 0.00ERA (10.1IP, 5H, 1R, 2BB, 13K) over 2GS from 6/1-6/9, made three straight scoreless starts from 8/19-9/2 (16.0IP, 8H, 2BB, 21K), recorded 10K in 5.0IP of win at Dayton on 8/19, picked up the win in game two of the Eastern League Championship Series at Bowie on 9/22 (5.0IP, 2H, 1R, 1ER, 2BB, 8K).

Postseason: Akron ('21).

Personal: Attended Georgia Tech University.

CAREER STATISTICS

Year	Club	Class	W-L	ERA	G	GS	CG	SHO	SV	SVO	IP	H	R	ER	HR	HB	BB	K	AVG
20	DNP																		
21	Lynchburg	A	3-0	1.07	5	5	0	0	0	0	25.1	12	4	3	1	1	4	38	.135
	Lake County	A+	5-1	2.66	13	13	0	0	0	0	67.2	53	22	20	10	3	12	80	.209
	Akron	AA	0-0	3.86	1	1	0	0	0	0	4.2	6	2	2	2	0	0	5	.300
22	Akron	AA	5-3	3.65	13	11	0	0	0	0	69.0	56	32	28	9	3	19	80	.218
	Columbus	AAA	4-1	4.58	12	10	0	0	0	0	53.0	50	29	27	9	0	23	54	.244
	Cleveland	MLB	0-1	5.79	2	2	0	0	0	0	9.1	13	7	6	1	1	6	3	.325
23	Cleveland	MLB	3-4	4.07	41	9	0	0	0	0	95.0	98	47	43	12	2	30	67	.267
	Minor League Totals		17-5	3.28	44	40	0	0	0	0	219.2	177	89	80	31	7	58	257	.215
	Major League Totals		3-5	4.23	43	11	0	0	0	0	104.1	111	54	49	13	3	36	70	.273

CHASE DELAUTER OF

BATS: L **THROWS:** L
HT: 6-4 **WGT:** 235
BIRTHDATE: 10/8/01 (23); Frederick, MD
RESIDES: Martinsburg, WV
ACQUIRED: Selected in the 1st round (16th overall) of the 2022 draft



Last Season

Started the year on the DL for Lake County, recovering from surgery on left foot (originally fractured in April 2022)... made pro debut in rehab appearance with AZL Guardians on 6/5 vs. the AZL Reds (0x2, BB, K)... did not play from 6/13-6/21, returning on 6/22 vs. the AZL Angels to hit first career HR (2-run)... joined Lake County on 6/30, going 0x3 vs. Fort Wayne... hit safely in each of next 13G (7/1-8/1), slashing .451/.472/.725 with 11 doubles, a HR and 13RBI... hit streak included 4RBI on 7/8 at Lansing (3x6, double) and a trio of doubles on 7/9 at Lansing (4x4)... went hitless in two straight (7AB) before a 12G hit streak from 8/4-8/22 (.391, 18x46)... hit streak included 4-hit, 3RBI game on 8/9 vs. South Bend... went hitless in two straight (7AB), then hit safely in 17 of 18 to close the season, starting with a 4RBI performance on 8/26 at Beloit (2x5, HR) and including a 4-hit game at Cedar Rapids on 8/30... hot stretch saw a transfer to Akron on 9/12 (hit safely in each of 6G with Akron, extending season ending hit streak to 11G; .400, 16x40)... following the season, played 23G with Peoria in the Arizona Fall League, hitting .299/.385/.529 with 5HR and 27RBI (selected to play in the AFL Fall Stars Game; 0x2, BB, K).

Single Game Career Highs

Stat	#	Times	Last Time
R	3	1	9/6/23
H	4	3	8/30/23
2B	3	1	7/9/23
RBI	4	2	8/26/23
Hit Streak	13	1	7/1-8/1/23
OB Streak	13	2	8/4-8/23/23

Career Notes

Transactions: Selected by Cleveland in the 1st round (16th) of the 2022 draft... **2023-** Lake County (4/6-9/11), DL (4/6-6/28, left foot surgery), rehab with AZL Guardians (6/5-6/28), Akron (9/12-9/17).

Recognition: Midseason All-Star (2023- Arizona Fall)... *Baseball America* (Cleveland: 2024- 1st, Best Hitter for Average, Best Athlete; 2023- 9th).

Highlights: None.

Postseason: Peoria (AFL, '23).

Personal: Attended James Madison University... first JMU Duke to be drafted in the opening round... played for Orleans in the Cape Cod League in 2021, winning the Outstanding Pro Prospect Award.

CAREER STATISTICS

Year	Club	Class	G	AVG	AB	R	H	2B	3B	HR	RBI	BB	K	SB	CS	OBP	SLG	HBPSAC	SF	
23	AZL Guardians	R	9	.286	28	8	8	3	0	1	4	8	5	3	0	.447	.500	1	0	1
	Lake County	A+	42	.366	164	24	60	18	0	4	31	10	22	3	3	.403	.549	1	0	1
	Akron	AA	6	.364	22	3	8	1	0	0	4	5	3	0	0	.464	.409	0	0	1
	Minor League Totals		57	.355	214	35	76	22	0	5	39	23	30	6	3	.417	.528	2	0	3
	Major League Totals		-	0	0	0	0	0	0	0	0	0	0	0	0	-	-	0	0	0



RAYNEL DELGADO INF

BATS: L **THROWS:** R
HT: 6-1 **WGT:** 200
BIRTHDATE: 4/4/00 (23); Havana, CUB
RESIDES: Miami Lakes, FL
ACQUIRED: Selected in the 6th round (193rd overall) of the 2018 draft



Last Season

Started the year with a brief stint in Akron... did not have a multi-hit game with Akron, but final AB was a 2-run HR in the 10th on 4/16 at Bowie (W, 4-2)... sent to Columbus for the rest of the year on 4/18... hit .172/.234/.259 with a HR and 2RBI over first 18G in Triple-A, then hit .331/.453/.479 with 2HR and 12RBI over 37G from 5/21-7/5 (scored 27 runs)... during hot streak, went 3x5 with a double on 5/24 vs. Indianapolis and had a walk-off single on 7/1 vs. Toledo... went 4x39 (.103) over 12G from 7/6-7/23 before 6G hit streak from 7/25-8/1 (.455, 10x22)... batted .179/.276/.284 over 21G from 8/2-9/2 (zero multi-hit games)... finished season with a trio of multi-hit games in last 10, hitting .306 (11x36).

Career Notes

Transactions: Selected by Cleveland in the 6th round (193rd) of the 2018 draft... **2018-** AZL Indians (6/18-8/27)... **2019-** Mahoning Valley (6/14-8/13), Lake County (8/14-9/2)... **2021-** Lake County (5/4-9/19)... **2022-** Lake County (4/8-6/13), Akron (6/14-9/18)... **2023-** Akron (4/6-4/17), Columbus (4/18-9/24), DL (4/27-5/3, sore left calf).

Recognition: *Baseball America* (Cleveland: 2019- 23rd).

Highlights: **2022-** reached base in first 14G with Akron from 6/14-6/30 (.386OBP), went 3x3 with 2SB on 8/13 at Bowie, doubled twice and had 4RBI on 8/17 at Erie... **2021-** had a HR and 4RBI on 6/6 vs. Dayton, hit .313 (21x67) over 20G from 6/13-7/11, had a HR and 4RBI on 8/1 at Dayton... **2019-** hit .306 (22x72) over 19G from 6/16-7/6 (included 9G hit streak from 6/28-7/6)... **2018-** batted .400 (22x55) and reached base in each of first 15G as a pro (.484OBP), went 1x3 with an RBI in game one of the AZL Playoffs (8/28 at AZL Diamondbacks).

Postseason: Lake County ('19), AZL Indians ('18); Magallanes (VWL, '23).

Personal: Born in Cuba and moved to the USA at seven... member of Team USA 18U in 2017, winning the gold medal in the World Cup... was a switch hitter in high school (Calvary Christian Academy in Fort Lauderdale, FL).

Single Game Career Highs			
Stat	#	Times	Last Time
R	3	5	7/20/23
H	3	11	9/3/23
2B	2	5	6/24/23
RBI	4	3	8/17/22
SB	2	3	6/25/23
Hit Streak	9	1	6/28-7/6/19
OB Streak	15	1	6/20-7/12/18

CAREER STATISTICS

Year	Club	Class	G	AVG	AB	R	H	2B	3B	HR	RBI	BB	K	SB	CS	OBP	SLG	HBPSAC	SF	
18	AZL Indians	R	46	.306	173	34	53	10	0	1	21	30	44	10	2	.409	.382	0	1	0
19	Mahoning Lake County	SS	53	.240	200	19	48	11	2	2	17	21	60	5	4	.308	.345	0	0	3
	Lake County	A	17	.250	64	7	16	4	0	0	6	2	13	1	0	.269	.313	0	0	1
20	DNP																			
21	Lake County	A+	100	.208	336	33	70	13	1	8	35	31	108	14	7	.285	.324	6	1	3
22	Lake County	A+	39	.263	118	17	31	5	2	2	14	16	25	5	4	.364	.390	4	3	2
	Akron	AA	65	.229	210	26	48	7	2	3	29	30	50	11	5	.340	.324	6	1	1
23	Akron	AA	7	.148	27	1	4	1	0	1	2	2	9	1	0	.207	.296	0	0	0
	Columbus	AAA	104	.254	343	56	87	15	2	7	33	47	88	14	7	.344	.370	1	1	1
	Minor League Totals		431	.243	1471	193	357	66	9	24	157	179	397	61	29	.330	.349	17	7	11
	Major League Totals		-	0	0	0	0	0	0	0	0	0	0	0	0	-	-	0	0	0



WILL DION

LHP

BATS: L

THROWS: L

HT: 5-10

WGT: 180

BIRTHDATE: 4/17/00 (23); Sulphur, LA

RESIDES: Sulphur, LA

ACQUIRED: Selected in the 9th round (276th overall) of the 2021 draft

Last Season

Spent the year with Akron... owned a 1.32ERA (13.2IP, 2ER) through first 4G, including perfect outing at Fort Wayne on 4/14 (3.0IP, 4K) and shutout effort at Dayton on 4/28 (5.0IP, 1H, 8K)... allowed runs in each of next 3G (9.1IP, 5ER), before back to back scoreless games from 5/26-6/1 (10.2IP, 5H, 2BB, 8K)... transferred to Akron for the rest of the year on 6/8... surrendered 6ER in Double-A debut, 6/8 at Portland (3.2IP)... gave up a total of 6ER over next 6GS (6/13-7/19), posting a 1.62ERA (33.1IP, 22H, 7R, 6ER, 8BB, 34K)... last 4GS of hot streak were quality starts, including back to back scoreless starts on 7/8 vs. Harrisburg (6.0IP, 6H, 2BB, 6K) and 7/19 vs. Richmond (6.0IP, 2H, 1BB, 7K)... lost consecutive starts in Erie on 7/25 and 7/30, giving up at least 3ER in each, then ended season with 8GS of 2ER or fewer, posting a 1.18ERA (38.0IP, 5ER; season ended on 9/15 vs. Altoona with fourth 6.0IP, OR game of the season)... overall, was 3-0 with a 1.38ERA (58.2IP, 45H, 12R, 9ER, 16BB, 69K) over 13G in the state of Ohio (Akron, Lake County and Dayton).

Career Notes

Transactions: Selected by Cleveland in the 9th round (276th) of the 2021 draft... **2021-** AZL Guardians (8/28-9/12), Lynchburg (9/13-9/19)... **2022-** Lynchburg (4/8-8/28), Lake County (8/29-9/11)... **2023-** Lake County (4/6-6/4), Akron (6/5-9/17).

Recognition: Pitcher of the Year (2022- Carolina)... Postseason All-Star (2022- Carolina)... Pitcher of the Month (2022- Carolina, August)... Pitcher of the Week (2022- Carolina, 5/23-5/29, 8/15-8/21)... *Baseball America* (Cleveland: 2024- Best Control).

Highlights: **2022-** started season 3-0 with a 1.22ERA (44.1IP, 29H, 13R, 6ER, 10BB, 55K) through 10GS (4/9-6/4), had scoreless innings streak of 21.0IP from 5/18-6/10 that included no-hit performance on 5/24 vs. Columbia (5.0IP, 1BB, 9K; bullpen lost no-no with two out in the 8th), had 10K in win vs. Salem on 7/3 (6.0IP, 2H, 1R, 1ER, 1BB), had 10K in loss vs. Charleston on 7/16 (5.2IP, 3H, 1R, 1ER, 0BB), went 3-0 with a 1.00ERA over final 6GS (36.0IP, 22H, 5R, 4ER, 9BB, 42K), won vs. Fredericksburg on Jackson's 10th birthday (7.0IP, 1H, OR, 0ER, 2BB, 7K)... **2021-** didn't allow first hit (double) until 24th AB against (3BB, 17K).

Postseason: Lake County (*22).

Personal: Attended McNeese State University (Lake Charles, LA).

CAREER STATISTICS

Year Club	Class	W-L	ERA	G	GS	CG	SHO	SV	SVO	IP	H	R	ER	HR	HB	BB	K	AVG
21 AZL Indians	R	0-0	0.00	4	3	0	0	0	0	9.0	1	1	0	0	0	3	18	.036
Lynchburg	A	0-0	0.00	1	0	0	0	0	0	3.0	0	0	0	0	0	2	3	.000
22 Lynchburg	A	8-4	2.26	23	23	0	0	0	0	115.1	88	39	29	8	4	31	142	.207
Lake County	A+	0-1	0.71	2	2	0	0	0	0	12.2	7	1	1	1	0	3	15	.167
23 Lake County	A+	3-0	1.87	9	4	0	0	0	0	33.2	24	9	7	1	1	10	41	.198
Akron	AA	3-4	2.60	17	15	0	0	0	0	83.0	67	27	24	6	1	25	88	.223
Minor League Totals		14-9	2.14	56	47	0	0	0	0	256.2	187	77	61	16	6	74	307	.202
Major League Totals		0-0	-	0	0	0	0	0	0	0.0	0	0	0	0	0	0	0	-

JOE DONOVAN

C

BATS: R **THROWS:** R

HT: 5-9 **WGT:** 180

BIRTHDATE: 1/20/99 (25); Clarendon Hills, IL

RESIDES: Clarendon Hills, IL

ACQUIRED: Signed as a non-drafted free agent on 6/17/20



Last Season

Started the year with Lake County... went 4x5 with a double, a HR and 1RBI on 4/15 at Fort Wayne (also scored 4R)... sent to Columbus for one day, starting in RF on 4/18 vs. Toledo (2x5, 2E; was one of five catchers in the starting lineup)... returned to Lake County on 4/19 and hit .308 (8x26) with 6RBI in 9G through 5/13... hit .115/.225/.192 with 1HR and 4RBI in next 26G (5/14-7/8)... rebounded to hit .349/.396/.651 with 3HR and 12RBI in 13G before promotion to Akron on 8/8... tied career high with 4RBI in final game of the season, 9/16 vs. Altoona (3x4 with a pair of doubles).

Career Notes

Transactions: Signed by Cleveland as a non-drafted free agent on 6/17/20... **2021-** Lake County (5/18-9/19)... **2022-** Lynchburg (4/8-9/11)... **2023-** Lake County (4/6-4/17, 4/19-8/7), Columbus (4/18), Akron (8/8-9/17).

Recognition: None.

Highlights: **2022-** went 3x4 (two doubles, triple) with 4RBI on 4/24 at Carolina, went 3x4 with a double on 6/10 at Fredericksburg, had 8RBI over 5G from 7/29-8/5 (6x22, 2HR)... **2021-** first career hit was a solo HR on 6/6 vs. Dayton, reached base five times on 7/14 at Lansing (2x3, 3HB).

Postseason: Lynchburg ('22).

Personal: Attended the University of Michigan.

Single Game Career Highs			
Stat	#	Times	Last Time
R	4	1	4/15/23
H	4	1	4/15/23
2B	2	3	9/16/23
RBI	4	2	9/16/23
Hit Streak	5	1	5/17-5/25/22
OB Streak	14	1	7/3-7/30/23

CAREER STATISTICS

Year	Club	Class	G	AVG	AB	R	H	2B	3B	HR	RBI	BB	K	SB	CS	OBP	SLG	HBP	SAC	SF
21	Lake County	A+	43	.165	115	15	19	3	1	4	7	13	46	3	0	.289	.313	7	0	0
22	Lynchburg	A	58	.200	185	28	37	10	1	6	33	18	59	2	0	.289	.362	6	0	2
23	Lake County	A+	51	.241	158	21	38	10	1	5	24	12	49	0	0	.320	.411	7	0	1
	Columbus	AAA	1	.400	5	1	2	0	0	0	0	3	0	0	0	.400	.400	0	0	0
	Akron	AA	13	.289	45	6	13	3	1	0	5	1	13	0	0	.304	.400	0	0	0
Minor League Totals			166	.215	508	71	109	26	4	15	69	44	170	5	0	.301	.370	20	0	3
Major League Totals			-	0	0	0	0	0	0	0	0	0	0	0	0	-	-	0	0	0



JOHN DOXAKIS LHP

BATS: R **THROWS:** L

HT: 6-4 **WGT:** 215

BIRTHDATE: 8/20/98 (25); Houston, TX

RESIDES: Houston, TX

ACQUIRED: Selected from Tampa Bay in the minor league phase of the Rule 5 Draft on 12/6/23

Last Season

Transitioned to the bullpen after three seasons as a starter (56GS in first 62G), spending nearly the whole season with Montgomery... allowed 4ER in 2.0IP (4H, 4BB) of season debut, 4/8 at Pensacola... went 1-0 with a 0.00ERA (10.1IP, 5H, 2R, 2BB, 12K) in next 4G (4/11-4/23), then 0-1 with an 11.17ERA (9.2IP, 12H, 13R, 12ER, 6BB, 4K) in 4G after (4/26-5/7)... followed that up and down with a 6G up from 5/11-5/31 (17.1IP, 10H, 4R, 3ER, 6BB, 17K) and a 6G down from 6/4-6/24 (11.2IP, 22H, 21R, 20ER, 11BB, 11K)... went 4-1 with a 2.97ERA (30.1IP, 10ER) over next 13G, earning a brief promotion to Durham on 8/26 (pitched once, allowing 5ER in 1.2IP at Norfolk on 8/26)... returned to Montgomery on 8/29 and appeared in one more game before going **on the DL for the rest of the season on 9/4**.

Career Notes

Transactions: Selected by Tampa Bay in the 2nd round (61st) of the 2019 draft... **2019-** Hudson Valley (6/14-9/2)... **2021-** Charleston (5/4-6/14), Bowling Green (6/15-9/19)... **2022-** Bowling Green (4/8-5/18), Montgomery (5/19-9/18)... **2023-** Montgomery (4/6-8/25, 8/29-9/17), **DL (9/4-9/17, injury)**, Durham (8/26-8/28)... selected by Cleveland from Tampa Bay in the minor league phase of the Rule 5 Draft on 12/6/23.

Recognition: Pitcher of the Month (2021- South Atlantic, May)... Pitcher of the Week (2022- Southern, 8/1-8/7; 2022- South Atlantic, 4/25-5/1; 2021- South Atlantic, 5/3-5/9)... *Baseball America* (Tampa Bay: 2021- 26th; 2020- 21st).

Highlights: **2022-** went 2-0 with a 2.87ERA (31.1IP, 10ER) over 7GS from 4/28-6/8 and did not allow a HR in 107AB, turned in a no-hit start on 7/22 vs. Mississippi (5.0IP, 1BB, 4K; bullpen lost no-hitter with two out in the 7th), picked up win vs. Pensacola on 8/4 with scoreless start (6.0IP, 1H, 1BB, 4K)... **2021-** started the season by going 3-0 with a 0.82ERA (22.0IP, 7H, 2R, 2ER, 3BB, 33K) in 5GS, went 4-0 with a 1.85ERA (34.0IP, 26H, 10R, 7ER, 4BB, 35K) over 7G from 7/2-8/7... **2019-** finished the season with a 1.48ERA (24.1IP, 4ER) over final 8G (7/18-8/30).

Postseason: Bowling Green ('21), Hudson Valley ('19).

Personal: Attended Texas A&M University.

CAREER STATISTICS

Year	Club	Class	W-L	ERA	G	GS	CG	SHO	SV	SVO	IP	H	R	ER	HR	HB	BB	K	AVG
19	Hudson Valley	SS	0-0	1.93	12	10	0	0	0	0	32.2	20	8	7	0	3	11	31	.174
20	DNP																		
21	Charleston	A	3-1	2.43	7	7	0	0	0	0	29.2	16	8	8	1	2	3	42	.154
	Bowling Green	A+	6-1	4.56	16	14	0	0	0	0	73.0	67	41	37	6	6	16	72	.240
22	Bowling Green	A+	2-1	2.94	7	7	0	0	0	0	33.2	20	13	11	4	1	8	41	.168
	Montgomery	AA	2-7	5.68	20	18	0	0	0	0	82.1	74	56	52	11	10	45	72	.242
23	Montgomery	AA	8-3	5.47	35	0	0	0	0	2	82.1	77	56	50	9	12	42	83	.248
	Durham	AAA	0-0	27.00	1	0	0	0	0	0	1.2	4	6	5	2	0	2	1	.500
	Minor League Totals		21-13	4.56	98	56	0	0	0	2	335.1	278	188	170	33	34	127	342	.224
	Major League Totals		0-0	-	0	0	0	0	0	0	0.0	0	0	0	0	0	0	0	-



NIC ENRIGHT RHP

BATS: R **THROWS:** R
HT: 6-3 **WGT:** 220
BIRTHDATE: 1/8/97 (27); Richmond, VA
RESIDES: Rocky Mount, VA
ACQUIRED: Returned from Miami (Rule 5 Draft) on 5/31/23

Last Season

Started the year on the DL with Miami, recovering from Hodgkin's Lymphoma... sent to Jupiter to begin rehab assignment on 4/29... threw 30 pitches in season debut, 4/29 vs. Tampa (2.0IP, 2H)... transferred to Jacksonville on 5/7... made four scoreless appearances for Jacksonville, but was DFA'd upon conclusion of rehab assignment, 5/28... returned to Cleveland on 5/31 and assigned to Columbus on 6/1... struggled out of the gate with Columbus, allowing 15ER in first 8G (11.2IP) and 7HR in 49AB (.408, 7BB, 8K)... rebounded to post a 2.35ERA over final 17G (23.0IP, 6ER), while allowing 2HR in 82AB (.183, 10BB, 30K)... hot streak included 13G with OER and wins in three of four from 9/5-9/17.

Career Notes

Transactions: Selected by New York-NL in the 19th round of the 2015 draft, did not sign... selected by Cleveland in the 20th round (610th) of the 2019 draft... 2019- AZL Indians (6/17-8/26)... 2021- Lake County (5/7-6/24), Akron (6/25-9/19)... 2022- Akron (4/8-6/13), Columbus (6/14-9/28)... selected by Miami from Cleveland in the Rule 5 Draft on 12/7/22... 2023- Miami (3/30-5/28), DL (3/30-5/28, Hodgkin's Lymphoma), rehab with Jupiter (4/29-5/6), Jacksonville (5/7-5/28)... returned to Cleveland from Miami on 5/31/23... Columbus (6/1-9/24).

Recognition: None.

Highlights: 2022- allowed 1ER in first 6G (9.2IP), posted a 2.03ERA (26.2IP, 6ER) from 7/13 through the end of the season, did not issue a walk to last 52BF... 2021- did not allow a run over 11G from 5/18-6/30 (18.0IP, 7H, 1BB, 29K), had 7K in 3.0IP vs. Richmond on 7/24, pitched once in the Eastern League Championship Series (1.2IP, 2H, 2R, 1ER, OBB, 3K)... 2019- had a 0.00ERA (10.1P) after allowing only ER of the season, pitched twice in the AZL Playoffs (4.1IP, 2H, 0R, 0ER, 0BB, 6K).

Postseason: Akron ('21), AZL Indians ('19).

Personal: Attended Virginia Tech University.

CAREER STATISTICS

Year Club	Class	W-L	ERA	G	GS	CG	SHO	SV	SVO	IP	H	R	ER	HR	HB	BB	K	AVG
19 AZL Indians	R	0-3	0.50	15	0	0	0	0	2	18.0	11	6	1	1	1	8	26	.177
20 DNP																		
21 Lake County	A+	1-0	1.47	11	0	0	0	3	3	18.1	12	3	3	0	0	3	32	.179
Akron	AA	3-4	4.31	23	0	0	0	2	3	39.2	28	21	19	5	1	10	56	.190
22 Akron	AA	1-1	3.14	19	0	0	0	10	12	28.2	19	12	10	2	1	8	37	.186
Columbus	AAA	4-0	2.68	29	1	0	0	1	3	37.0	30	12	11	5	0	6	50	.216
23 Jupiter	A	0-0	3.86	2	0	0	0	0	0	4.2	5	2	2	0	0	0	7	.250
Jacksonville	AAA	1-0	3.97	7	0	0	0	0	0	11.1	11	5	5	2	0	1	11	.244
Columbus	AAA	5-2	5.45	25	0	0	0	1	5	34.2	35	23	21	9	1	17	38	.267
Minor League Totals		15-10	3.37	131	1	0	0	17	28	192.1	151	84	72	24	4	53	257	.212
Major League Totals		0-0	-	0	0	0	0	0	0	0.0	0	0	0	0	0	0	0	-

TYLER FREEMAN INF

BATS: R **THROWS:** R
HT: 6-0 **WGT:** 195
BIRTHDATE: 5/21/99 (24); Rancho Cucamonga, CA
RESIDES: Liberty Hill, TX
ACQUIRED: Selected in the supplemental
 2nd round (71st overall) of the 2017 draft



Last Season

Started the year with Columbus... reached base in every game from 3/31-5/5 (.468), 5x6 game at Worcester on 4/13 (5R, HR, 3RBI) and 4x4 game at Worcester on 4/14 (double, triple, 3RBI)... stretch included short stint in Cleveland (4/18-4/22, reached in both games played)... recalled for the rest of the year on 5/6... hit .277 (18x65) with 6RBI over 31G until being placed on the DL with a strained right shoulder on 8/2... rehabbed with Columbus (8/11-8/14), reaching in both games to extend Triple-A on base streak to 39G... activated and hit .188 (13x69) over the rest of the year, but had 4HR and 12RBI.

Career Notes

Transactions: Selected by Cleveland in the supplemental 2nd round (71st) of the 2017 draft... **2017-** AZL Indians (6/30-9/2)... **2018-** Mahoning Valley (6/16-9/3)... **2019-** Lake County (4/4-6/19), Lynchburg (6/20-9/2)... **2021-** Akron (5/4-9/19), DL (7/3-7/17, strained left shoulder; 7/30-9/19, torn left labrum)... **2022-** Columbus (4/5-8/2), DL (4/5-4/29, recovering from left shoulder surgery), Cleveland (8/3-9/30)... **2023-** Columbus (3/31-4/17, 4/23-5/5), Cleveland (4/18-4/22, 5/6-10/1), DL (8/2-8/14, strained right shoulder), rehab with Columbus (8/11-8/14).

Single Game Career Highs			
Stat	#	Times	Last Time
R	5	1	4/13/23
H	5	2	4/13/23
2B	3	1	8/18/18
RBI	4	1	8/1/18
SB	2	3	4/23/23
Hit Streak	21	1	7/17-8/9/18
OB Streak	39	1	7/12/22-current

Recognition: Midseason All-Star (2019- Midwest; 2018- New York-Penn)... Batter of the Week (2023- International, 4/10-4/16)... *Baseball America* (Cleveland: 2023- 11th, Best Hitter for Average; 2022- 1st, Best Hitter for Average; 2021- 3rd, Best Hitter for Average; 2020- 2nd, Best Hitter for Average; 2019- 3rd, Best Hitter for Average; 2018- 16th).

Highlights: **2022-** reached base in 21 straight from 6/5-7/1 (.434OBP), went 4x6 with 3RBI on 6/29 at Iowa, made MLB debut vs. Arizona (1x3, BB)... **2021-** hit safely in 19 of first 21G (5/4-6/1) and reached in all 21 (.372/.432/500), went 5x6 (double, 3RBI) on 5/15 at Erie, was 4x7 (double, HR, 3RBI) on 6/19 at Bowie... **2019-** 10G hit streak from 5/10-5/20 (.415, 17x41), hit .362 (55x152) over 37G from 6/26-8/10, was 4x6 (double, 3RBI) on 8/10 at Potomac... **2018-** 13G hit streak from 6/17-7/2 (.491, 27x55), 21G hit streak from 7/17-8/9 (.419, 36x86), was 4x5 (double, triple, 4RBI) on 8/1 vs. Williamsport, had trio of doubles on 8/18 vs. State College... **2017-** hit .355 (22x62) through first 18G of pro career.

Postseason: Mahoning Valley ('18).

CAREER STATISTICS

Year	Club	Class	G	AVG	AB	R	H	2B	3B	HR	RBI	BB	K	SB	CS	OBP	SLG	HBPSAC	SF	
17	AZL Indians	R	36	.297	128	19	38	9	0	2	14	7	12	5	1	.364	.414	7	1	1
18	Mahoning	SS	72	.352	270	49	95	29	4	2	38	8	22	14	3	.405	.511	19	0	4
19	Lake County	A	61	.292	236	51	69	16	3	3	24	18	28	11	4	.382	.424	17	0	1
	Lynchburg	A+	62	.319	257	38	82	16	2	0	20	8	25	8	1	.354	.397	7	1	2
20	DNP																			
21	Akron	AA	41	.323	164	26	53	14	2	2	19	8	21	4	2	.372	.470	6	0	2
22	Columbus	AAA	72	.279	297	51	83	7	0	6	44	25	32	6	2	.371	.364	19	1	1
	Cleveland	MLB	24	.247	77	9	19	3	0	0	3	4	11	1	0	.314	.286	4	0	1
23	Columbus	AAA	24	.319	91	24	29	5	1	2	17	15	16	10	0	.457	.462	9	0	1
	Cleveland	MLB	64	.242	153	20	37	7	0	4	18	10	30	5	0	.295	.366	2	2	1
Minor League Totals			368	.311	1443	258	449	96	12	17	176	89	156	58	13	.382	.430	84	3	12
Major League Totals			88	.243	230	29	56	10	0	4	21	14	41	6	0	.302	.339	6	2	2

DAVID FRY

INF

BATS: R

THROWS: R

HT: 6-2

WGT: 215

BIRTHDATE: 11/20/95 (28); Irving, TX

RESIDES: Colleyville, TX

ACQUIRED: Traded by Milwaukee for RHP Jean Carlos Mejia on 3/13/22



Last Season

Started the year in Columbus... was combined 4x6 with a triple and 6RBI in DH vs. Charlotte on 4/7... reached base in each of 16G (.433OBP) before contract was purchased by Cleveland on 5/1... made MLB debut as PR on 5/1 at New York-AL... collected first hit on 5/10 vs. Detroit... went 2x4 with a double, HR and 3RBI on 6/15 at San Diego... went 8x24 with 3HR and 7RBI over 8G from 7/16-7/26... **placed on the DL with a strained left hamstring on 8/8...** rehabbed with Columbus, reaching in all 4G to extend Triple-A on base streak to 20G (.456OBP)... activated on 9/1 and played 15G over the remainder of the season, hitting .176 (3x17) with 2RBI (had .364OBP).

Career Notes

Transactions: Selected by Milwaukee in the 7th round (215th) of the 2018 draft... **2018-** Helena (6/15-9/1), Wisconsin (9/2-9/3)... **2019-** Wisconsin (4/4-9/2)... **2021-** Biloxi (5/4-8/31), Nashville (9/1-10/3)... **2022-** traded by Milwaukee to Cleveland on 3/13/22 (PTBNL for RHP Jean Carlos Mejia on 11/22/21)... Columbus (4/5-9/28)... **2023-** Columbus (3/31-4/30), Cleveland (5/1-10/1), **DL (8/8-8/31, strained left hamstring), rehab with Columbus (8/25-8/31).**

Single Game Career Highs			
Stat	#	Times	Last Time
R	3	3	7/16/21
H	3	18	4/28/23
2B	2	5	4/28/23
HR	2	3	6/2/22
RBI	5	1	6/2/22
Hit Streak	18	1	5/9-5/27/19
OB Streak	22	1	8/6-8/27/19

Recognition: Postseason All-Star (2019- Midwest; 2018- Pioneer)... Midseason All-Star (2022- Arizona Fall; 2019- Arizona Fall; 2019- Midwest; 2018- Pioneer).

Highlights: **2022-** hit .387/.412/.774 with 14XBH (5HR) in 16G from 4/24-5/21 (XBH in 13 of 16), had 2HR (5RBI) on 6/2 vs. Toledo, had 28RBI in 24G (6/2-7/3), walk-off HR on 6/4 vs. Toledo (3-run), capped 5-run 10th with grand slam on 7/2 at Iowa (W, 10-6), walk-off single in the 10th vs. Rochester on 8/3... **2021-** grand slam on 5/21 at Tennessee, batted .324 (35x108) over 30G (6/29-8/6), 3XBH and 3RBI on 7/16 at Montgomery (single short of cycle), hit .304 (14x46) over last 15G of the year... **2019-** 18G hit streak from 5/9-5/27 (.386, 27x70, 3HR, 14RBI), 2HR (3RBI) on 7/26 at Cedar Rapids... **2018-** 2HR (4RBI) on 7/10 at Idaho Falls, 16G hit streak from 7/26-8/13 (.400, 26x65, 3HR, 15RBI), hit RBI double in the Pioneer League All-Star Game on 8/7, had 6G RBI streak from 8/26-9/1 (11RBI).

Postseason: Biloxi ('19); Peoria (AFL, '22), Glendale (AFL, '19).

Personal: Attended Northwestern State University (Natchitoches, LA), leaving school as all-time leader in doubles (74) and tied for school record in career homers (31).

CAREER STATISTICS

Year	Club	Class	G	AVG	AB	R	H	2B	3B	HR	RBI	BB	K	SB	CS	OBP	SLG	HBPSAC	SF	
18	Helena	R	61	.315	222	44	70	15	2	12	57	29	42	2	1	.406	.563	7	0	3
	Wisconsin	A	2	.222	9	0	2	0	0	0	3	0	0	0	0	.222	.222	0	0	0
19	Wisconsin	A	134	.258	504	66	130	41	1	17	70	50	111	7	4	.329	.444	6	2	6
20	DNP																			
21	Biloxi	AA	75	.248	262	39	65	15	2	11	41	31	71	1	1	.341	.447	6	0	0
	Nashville	AAA	19	.288	52	8	15	4	1	1	5	7	17	0	0	.383	.462	1	0	0
22	Columbus	AAA	119	.256	422	64	108	27	2	17	74	39	92	2	0	.329	.450	10	2	6
23	Columbus	AAA	29	.317	101	18	32	9	1	4	19	11	21	2	0	.402	.545	4	0	1
	Cleveland	MLB	58	.238	101	12	24	6	0	4	15	8	30	2	0	.319	.416	4	0	0
	Minor League Totals		439	.268	1572	239	422	111	9	62	266	167	357	14	6	.348	.469	34	4	16
	Major League Totals		58	.238	101	12	24	6	0	4	15	8	30	2	0	.319	.416	4	0	0



HUNTER GADDIS RHP

BATS: R **THROWS:** R

HT: 6-6 **WGT:** 250

BIRTHDATE: 4/9/98 (25); Canton, GA

RESIDES: Atlanta, GA

ACQUIRED: Selected in the 5th round (160th overall) of the 2019 draft

Last Season

Bounced back and forth between Cleveland and Columbus, starting the season in the Majors... aside from shutout performance on 4/5 at Oakland (6.0IP, 1H, 2BB, 4K), struggled in first stint with Cleveland (11.2IP, 21H, 15R, 15ER, 4BB, 9K in other 3GS)... optioned to Columbus on 4/19, did not pitch and was recalled on 4/22 for a DH vs. Miami (2.0IP, 1K)... had a month-long run with Columbus (4/23-5/21), consisting of 4GS (0-2 with a 6.28ERA in first 3GS; 5.0IP, 1ER in final start, win on 5/17 vs. St. Paul)... recalled on 5/22 and picked up the win with a shutout effort at Chicago-AL (6.0IP, 2H, 1BB, 4K)... optioned on 6/3, going 0-4 with a 9.35ERA (17.1IP, 22H, 18R, 18ER, 9BB, 13K) in 6G before the All-Star Break... recorded only QS with Columbus on 8/8 at Toledo (W, 6.0IP, 2ER)... recalled for DH on 8/18 (DNP) and again on 8/24 (4.2IP, 2ER)... pitched once during 6th stint in Cleveland (8/29-8/31), picking up win at Minnesota on 8/29 (3.0IP, 1ER in relief)... made spot start vs. Baltimore on 9/21 (3.0IP, 0ER).

Career Notes

Transactions: Selected by Cleveland in the 5th round (160th) of the 2019 draft... **2019-** AZL Indians (6/17-7/31), Mahoning Valley (8/1-9/2)... **2021-** Lake County (5/4-9/19)... **2022-** Akron (4/8-7/22), Columbus (7/23-8/4, 8/6-9/14, 9/16-9/28), Cleveland (8/5, 9/15)... **2023-** Cleveland (3/30-4/18, 4/22, 5/22-6/2, 8/18, 8/24, 8/29-8/31, 9/21), Columbus (4/19-4/21, 4/23-5/21, 6/3-8/17, 8/19-8/23, 9/1-9/20, 9/22-9/24).

Recognition: Pitcher of the Week (2022- Eastern, 5/16-5/22)... *Baseball America* (Cleveland: 2023-26th).

Highlights: **2022-** posted a 1.38ERA (26.0IP, 18H, 5R, 4ER, 5BB, 37K) over 5G from 4/26-5/19, had no-hit bid on 5/19 at Binghamton (6.0IP, 1BB, 11K; bullpen lost no-no with one out in the 7th), turned in pair of 10K games on 5/31 vs. Richmond (5.2IP) and 6/21 vs. Harrisburg (5.2IP), made MLB debut on 8/5 vs. Houston (51st professional game; L, 3.1IP, 7H, 8R, 8ER, 2BB, 2K), dominant win at Louisville on 9/7 (6.0IP, 2H, 1R, 1ER, 1BB, 9K)... **2021-** had perfect outing vs. Fort Wayne on 5/11 (5.0IP, 6K), notched 10K vs. Great Lakes on 7/24 (5.0IP), turned in CG at Dayton on 8/20 (6.0IP), had 10K at South Bend on 9/3 (5.2IP)... **2019-** did not allow a run over final 3GS (9.0IP, 1H, 0BB, 17K).

Postseason: None.

Personal: Attended Georgia State University... named Second Team All-Sun Belt in 2018 and 2019... pitched for Chatham in the Cape Cod League in 2018.

CAREER STATISTICS

Year	Club	Class	W-L	ERA	G	GS	CG	SHO	SV	SVO	IP	H	R	ER	HR	HB	BB	K	AVG
19	AZL Indians	R	1-2	3.12	7	5	0	0	0	0	17.1	13	8	6	2	0	3	26	.206
	Mahoning	SS	0-1	2.30	6	6	0	0	0	0	15.2	11	8	4	0	0	4	27	.183
20	DNP																		
21	Lake County	A+	4-11	4.16	20	19	1	0	0	0	97.1	83	65	45	20	11	28	127	.222
22	Akron	AA	4-3	4.24	15	14	0	0	0	0	76.1	63	37	36	12	2	26	102	.223
	Columbus	AAA	4-3	3.60	9	9	0	0	0	0	45.0	27	20	18	5	6	15	56	.171
	Cleveland	MLB	0-2	18.41	2	2	0	0	0	0	7.1	15	15	15	7	0	3	5	.405
23	Columbus	AAA	2-10	6.05	20	15	0	0	0	0	74.1	82	55	50	18	6	33	65	.276
	Cleveland	MLB	2-1	4.50	11	7	0	0	0	0	42.0	41	21	21	6	4	14	24	.255
	Minor League Totals		15-30	4.39	77	68	1	0	0	0	326.0	279	193	159	57	25	109	403	.226
	Major League Totals		2-3	6.57	13	9	0	0	0	0	49.1	56	36	36	13	4	17	29	.283



CONNOR GILLISPIE RHP

BATS: R **THROWS:** R

HT: 5-11 **WGT:** 185

BIRTHDATE: 11/10/97 (26); Earlysville, VA

RESIDES: Earlysville, VA

ACQUIRED: Selected from Baltimore in the minor league phase of the Rule 5 Draft on 12/6/23

Last Season

Started the year in the Bowie bullpen, pitching on starter's rest... allowed 2ER through first 3G (11.0IP), before giving up 4ER in 4.0IP of loss vs. Richmond on 4/26... rebounded with a win vs. Erie on 5/4 (4.0IP, 0ER) and a save at Harrisburg on 5/11 (3.2IP, 0ER)... made three straight scoreless appearances from 5/23-6/2 (11.0IP, 6H, 4BB, 12K)... started game two of a DH on 6/21 at Altoona, giving up a HR to first batter faced and nothing thereafter in a CG loss (6.0IP, 1H, 1R, 1ER, 0BB, 5K)... returned to the bullpen for 2G, allowing 12ER in 7.0IP... followed up with a pair of starts, earning first shutout in a rain-shortened affair at Richmond on 7/9 (5.0IP, 2H, 1BB, 2K) and turning in a scoreless start vs. Harrisburg on 7/18 (6.0IP, 1H, 1BB, 5K)... from 7/28 through the end of the season, was used only as a starter, allowing 12ER in 13.0IP in first 3GS, 1ER in 15.1IP in next 3GS and 8ER in 15.0IP of final 3GS.

Career Notes

Transactions: Selected by Baltimore in the 9th round (258th) of the 2019 draft... **2019-** Aberdeen (6/26-9/2)... **2021-** Aberdeen (5/4-9/19), **DL (9/7-9/19, injury)**... **2022-** Aberdeen (4/8-9/11)... **2023-** Bowie (4/6-9/17)... selected by Cleveland from Baltimore in the minor league phase of the Rule 5 Draft on 12/6/23.

Recognition: Pitcher of the Week (2022- South Atlantic, 5/9-5/15).


Highlights: **2022-** went 3-0 with a 1.35ERA (40.0IP, 15H, 8R, 6ER, 20BB, 48K) over 9G from 4/29-6/17, picked up win with 6.0IP of scoreless relief on 5/13 at Hudson Valley (1H, 0BB, 8K), took no-hitter to the 6th in win at Brooklyn on 7/4 (6.0IP, 1H, 1R, 1ER, 4BB, 6K), earned save in the SAL Playoffs on 9/15 vs. Brooklyn (4.0IP, 1H, 6K)... **2021-** went 3-0 with a 1.64ERA (22.0IP, 13H, 4R, 4ER, 4BB, 21K) through first 6G (5/8-6/4), earned save with hitless outing on 8/6 at Jersey Shore (4.0IP, 1BB, 4K)... **2019-** did not allow a run through first 6G (8.1IP, 2H, 2BB, 8K), had 1.80ERA over last 10G (10.0IP, 9H, 2R, 2ER, 2BB, 10K).

Postseason: Aberdeen ('22).

Personal: Attended Virginia Commonwealth University.

CAREER STATISTICS

Year	Club	Class	W-L	ERA	G	GS	CG	SHO	SV	SVO	IP	H	R	ER	HR	HB	BB	K	AVG
19	Aberdeen	SS	0-0	1.77	14	0	0	0	4	5	20.1	13	4	4	0	1	5	21	.191
20	DNP																		
21	Aberdeen	A+	4-8	4.97	21	12	0	0	2	3	79.2	70	46	44	16	2	29	78	.242
22	Aberdeen	A+	8-5	3.79	25	14	0	0	0	1	97.1	72	47	41	18	8	48	113	.204
23	Bowie	AA	7-4	3.89	27	14	2	1	2	2	115.2	96	55	50	14	9	37	99	.224
Minor League Totals			19-17	4.00	87	40	2	1	8	11	313.0	251	152	139	48	20	119	311	.220
Major League Totals			0-0	-	0	0	0	0	0	0	0.0	0	0	0	0	0	0	0	-



ANTHONY GOSE LHP

BATS: L **THROWS:** L

HT: 6-0 **WGT:** 200

BIRTHDATE: 8/10/90 (33); Bellflower, CA

RESIDES: Mount Olive, NC

ACQUIRED: Signed as a minor league free agent on 3/17/19

2019 Season

Spent the entire season on the DL for Columbus, recovering from left elbow surgery.

Career Notes

Transactions: Selected by Philadelphia in the 2nd round (51st) of the 2008 draft... **2010-** traded by Philadelphia with LHP J.A. Happ and INF Jonathan Villar to Houston for RHP Roy Oswalt on 7/29/10... traded by Houston to Toronto for C Brett Wallace on 7/29/10... **2012-** Toronto (7/17-8/24, 9/4-10/3)...

2013- Toronto (5/20-6/5, 8/16-9/2/9)... **2014-** Toronto (4/17, 5/1-5/3, 5/15-6/17, 6/23-7/3, 7/12-8/14, 9/2-9/28)... **traded** by Toronto to Detroit for INF Devon Travis on 11/13/14... **2015-** Detroit (4/6-10/4)... **2016-** Detroit (4/5-5/15)... **2017-** Lakeland (5/22-7/2)... **signed** by Texas as a minor league free agent on 12/4/17... **selected** by Houston from Texas in the Rule 5 Draft on 12/14/17... **2018-** returned by Houston to Texas on 3/9/18... Down East (5/15-6/7), Frisco (6/8-9/3)... **2019-** signed by Cleveland as a minor league free agent on 3/17/19... Lynchburg (4/27-5/31), Akron (6/1-9/2)... **2021-** Columbus (5/4-9/19), Cleveland (9/20-10/3)... **2022-** Cleveland (4/7-10/5), **DL (7/3-10/5, strained left triceps)**... **2023-** Columbus (3/31-9/24), **DL (3/31-9/24, left elbow surgery)**.

Recognition: Postseason All-Star (2011- Eastern; 2010- Florida; 2009- South Atlantic)... Midseason All-Star (2012- Futures; 2011- Arizona Fall)... *Baseball America* (Toronto: 2012- 2nd, Fastest Baserunner, Best Defensive Outfielder; 2011- 4th, Fastest Baserunner, Best Defensive Outfielder, Best Outfield Arm; Philadelphia: 2010- 6th, Best Defensive Outfielder; 2009- 15th, Best Defensive Outfielder).

Highlights: **2022-** had 2.67ERA (20.1IP, 7ER) in first 21G (16 scoreless)... **2021-** did not allow a run over 11G (13.0IP, 3H, 6BB, 21K) from 8/17-9/17, MLB debut on mound on 9/20 vs. Kansas City (1.2IP, 1ER)... **2019-** had 0.00ERA (12.0IP) over 11G from 4/30-6/4, **2018-** recorded first career save on 7/5 at Springfield... **2017-** debut on the mound on 5/22 vs. Palm Beach (1.1IP, 1H, 1R, 1ER, 1BB, 1K)... **2015-** went 4x5 vs. Minnesota on 5/14... **2014-** had 4SB on 8/21 vs. Scranton/WB, had HR and 6RBI on 8/28 at Scranton/WB... **2013-** hit grand slam on 9/10 vs. Los Angeles (AL), ranked 2nd in International League with 15 OF assists... **2012-** homered and had 5RBI on 9/8 at Boston... **2011-** led Eastern League with 70SB (2nd in MiLB)... **2009-** led MiLB with 76SB.

CAREER MLB BATTING STATISTICS

Year Club	AVG	G	AB	R	H	2B	3B	HR	RBI	BB	K	SB	CS	OBP	SLG	SF	SAC
2012-16: Toronto, Detroit	.240	372	1128	155	271	47	19	12	69	101	353	57	23	.309	.348	1	11

CAREER STATISTICS

Year Club	Class	W-L	ERA	G	GS	CG	SHO	SV	SVO	H	R	ER	HR	HB	BB	K	AVG	
17 Lakeland	A+	0-2	7.59	11	0	0	0	0	0	10.2	7	9	9	0	1	6	14	.189
18 Down East	A+	1-0	1.35	7	0	0	0	0	0	6.2	6	1	1	0	0	2	6	.250
Frisco	AA	1-0	6.52	21	0	0	0	1	2	19.1	17	15	14	5	2	23	18	.243
19 Lynchburg	A+	1-1	0.82	10	0	0	0	3	3	11.0	3	2	1	0	1	9	13	.100
20 Akron	AA	0-3	3.50	22	0	0	0	1	2	18.0	13	15	7	0	5	20	22	.194
20 DNP																		
21 Columbus	AAA	6-1	3.55	28	1	0	0	2	3	33.0	20	14	13	4	0	28	49	.172
Cleveland	MLB	0-0	1.35	6	0	0	0	0	0	6.2	2	1	1	0	0	2	9	.091
22 Cleveland	MLB	3-0	4.71	22	0	0	0	0	1	21.0	15	13	11	4	1	14	28	.197
23 DNP																		
Minor League Totals		9-7	4.10	99	1	0	0	7	10	98.2	66	56	45	9	9	88	122	.192
Major League Totals		3-0	3.90	28	0	0	0	0	1	27.2	17	14	12	4	1	16	37	.173

PETEY HALPIN OF

BATS: L **THROWS:** R
HT: 6-0 **WGT:** 200
BIRTHDATE: 5/26/02 (21); San Mateo, CA
RESIDES: San Mateo, CA
ACQUIRED: Selected in the 3rd round (95th overall) of the 2020 draft



Last Season

Spent the year with Akron... was hitting .240/.310/.387 through 19G before a **strained right forearm resulted in a trip to the DL (5/15-5/13)**... upon activation, saw slugging decrease over next 25G (OHR), but hit .302 (29x96) with a .364OBP (reached base in 23 of 25)... followed up by going 3x32 with 10K in 9G from 6/21-7/1 (0x5 with 5K on 7/1 at Erie)... had one more hot streak, batting .299 (32x107) with 4HR and 10HR in next 25G (7/3-8/3)... ended season in 35G funk, hitting .197/.278/.310 with 2HR and 7RBI (had just seven multi-hit games among last 35).

Career Notes

Transactions: Selected by Cleveland in the 3rd round (95th) of the 2020 draft... **2021-** Lynchburg (6/27-9/19)... **2022-** Lake County (4/8-9/11)... **2023-** Akron (4/6-9/17), **DL (5/5-5/13, strained right forearm).**

Recognition: *Baseball America* (Cleveland: 2024- 14th, Best Defensive Outfielder; 2023- 25th; 2022- 22nd).

Highlights: **2022-** hit .361 (39x108) and scored 27 runs with a .473OBP over 30G on base streak from 6/24-8/10, went 4x5 (double, HR) with 3RBI on 8/14 vs. Fort Wayne... **2021-** hit first career HR (solo) on 7/17 vs. Fredericksburg, had 10G hit streak from 8/21-9/3 (.425, 17x40).

Postseason: Lake County ('22).

Personal: Committed to the University of Texas before getting drafted by Cleveland.

Single Game Career Highs			
Stat	#	Times	Last Time
R	4	1	7/22/22
H	4	1	8/14/22
2B	2	3	6/6/23
RBI	3	5	8/24/22
SB	2	3	6/16/23
Hit Streak	10	1	8/21-9/3/21
OB Streak	30	1	6/24-8/10/22

CAREER STATISTICS

Year	Club	Class	G	AVG	AB	R	H	2B	3B	HR	RBI	BB	K	SB	CS	OBP	SLG	HBPSAC	SF	
21	Lynchburg	A	54	.294	221	34	65	14	6	1	18	21	50	11	9	.363	.425	3	1	0
22	Lake County	A+	105	.262	382	68	100	21	4	6	36	45	92	16	7	.346	.385	5	0	1
23	Akron	AA	113	.243	452	55	110	23	4	9	38	47	126	12	2	.312	.372	2	1	8
Minor League Totals			272	.261	1055	157	275	58	14	16	92	113	268	39	18	.335	.388	10	2	9
Major League Totals			-	0	0	0	0	0	0	0	0	0	0	0	0	-	-	0	0	0



BRADLEY HANNER RHP

BATS: R **THROWS:** R

HT: 6-4 **WGT:** 210

BIRTHDATE: 2/10/99 (25); Fairfax, VA

RESIDES: Rhoadesville, VA

ACQUIRED: Selected from Minnesota in the minor league phase of the Rule 5 Draft on 12/7/22

Last Season

Spent all season in the Akron bullpen... did not allow a hit, but gave up 3ER (1HB, 2BB) in season opener on 4/6 vs. Erie... took loss in next appearance, 4/8 vs. Erie despite OER (1.1IP, 1R)... won back to back games with scoreless outings on 4/14 and 4/16 at Bowie... earned save on 4/19 vs. Harrisburg (1.OIP, OER) and blew save and lost in next opportunity, 4/22 vs. Harrisburg (0.2IP, 4ER; go-ahead grand slam in the 9th), bringing season ERA to 9.00 after 6G... after three straight scoreless games (4.OIP), allowed 3ER in 3.OIP vs. Portland on 5/6 (did not allow more than 2ER in any of 31G after)... went 6-4 with a 1.78ERA (50.2IP, 32H, 13R, 10ER, 25BB, 58K) and converted all seven save opportunities from 5/9 through the end of the season... did not allow a run over 6G from 5/20-6/10 (9.OIP, 4H, 4BB, 10K)... had a 0.61ERA (14.2IP, 1ER) over 9G from 6/18-7/22... of 7ER allowed in final 22.1IP of the season, 5ER came on 3HR..

Career Notes

Transactions: Selected by Minnesota in the 21st round (629th) of the 2019 draft... **2019-** GCL Twins (6/24-8/26)... **2021-** Fort Myers (5/4-9/19)... **2022-** Cedar Rapids (4/8-9/11)... selected by Cleveland from Minnesota in the minor league phase of the Rule 5 Draft on 12/7/22... **2023-** Akron (4/6-9/17).

Recognition: None.

Highlights: **2022-** went 3-0 with a 0.45ERA (20.OIP, 5H, 4R, 1ER, 7BB, 22K) through first 13G (4/8-5/28), had streak of 377BF without a HR snapped on 7/1 at Wisconsin (previous HR came on 8/19/19 with the GCL Twins vs. the GCL Pirates)... **2021-** made first career start on 5/14 vs. Clearwater (4.OIP, 3H, 1R, 1ER, 3BB, 2K), set career high with 4.1IP in relief appearance on 5/20 at Tampa (0H, 2R, 1ER, 2BB, 5K)... **2019-** earned first career save with a near-perfect outing on 8/1 vs. the GCL Braves (3.OIP, 1BB, 2K).

Postseason: Cedar Rapids ('22); Peoria (AFL, '23).

Personal: Attended Patrick Henry Community College (Martinsville, VA)... PHCC has never produced a Major Leaguer (only eight players have played affiliated ball).

CAREER STATISTICS

Year	Club	Class	W-L	ERA	G	GS	CG	SHO	SV	SVO	IP	H	R	ER	HR	HB	BB	K	AVG
19	GCL Twins	R	2-3	4.39	11	0	0	0	1	2	26.2	16	14	13	1	4	12	30	.180
20	DNP																		
21	Fort Myers	A	2-1	7.13	26	1	0	0	2	4	41.2	45	34	33	0	8	34	49	.278
22	Cedar Rapids	A+	7-4	4.60	39	1	0	0	2	2	58.2	46	35	30	4	7	27	65	.216
23	Akron	AA	8-6	2.78	41	0	0	0	8	9	64.2	48	24	20	6	12	34	70	.207
Minor League Totals			19-14	4.51	117	2	0	0	13	17	191.2	155	107	96	11	31	107	214	.223
Major League Totals			0-0	-	0	0	0	0	0	0	0.0	0	0	0	0	0	0	0	-



SAM HENTGES LHP

BATS: L **THROWS:** L

HT: 6-6 **WGT:** 245

BIRTHDATE: 7/18/96 (25); Maplewood, MN

RESIDES: Shoreview, MN

ACQUIRED: Selected in the 4th round (128th overall) of the 2014 draft

Last Season

Started the year on the DL with a sore left shoulder... pitched 5G (4.2IP, 1ER) total on rehab assignment between Akron (4/16-4/24) and Columbus (4/25-5/4)... had a 2.91ERA (21.2IP, 7ER) in first 22G (5/6-7/2), then went 0-2 with a 23.40ERA (5.0IP, 13ER) in next 7G (7/5-7/23)... allowed 1ER over the remainder of the season (25.2IP, 6BB, 31K), including 25 straight games with OER (7/29-9/21).

Career Notes

Transactions: Selected by Cleveland in the 4th round (128th) of the 2014 draft... **2014-** AZL Indians (7/17-8/26)... **2015-** AZL Indians (6/21-8/27), Mahoning Valley (8/28-9/7)... **2016-** Lake County (4/7-9/5), DL (6/23-9/5, left elbow surgery)... **2017-** Lake County (4/6-8/8), DL (4/6-8/8, recovering from left elbow surgery), rehab with AZL Indians (7/8-8/8), Mahoning Valley (8/9-9/4)... **2018-** Lynchburg (4/5-9/3), DL (8/16-9/3, strained left shoulder)... **2019-** Akron (4/4-9/2)... **2021-** Cleveland (4/17-7/8, 7/22-10/3), Columbus (7/9-7/21)... **2022-** Cleveland (4/7-10/5)... **2023-** Cleveland (3/30-10/1), DL (3/30-5/4, sore left shoulder), rehab with Akron (4/16-4/24), Columbus (4/25-5/4).

Recognition: Midseason All-Star (2018- Carolina)... *Baseball America* (Cleveland: 2021- 22nd; 2020- 17th; 2019- 6th; 2018- 18th).

Highlights: **2022-** had 0.96ERA (18.2IP, 2ER) in first 18G, had 0.30ERA (29.2IP, 1ER) in last 25G, earned first save on 9/19 vs. Minnesota (2.1IP, 2K)... **2021-** MLB debut on 4/20 vs. Chicago-AL (1.0IP, 1H, 1R, 1ER, 0BB, 3K)... **2019-** 3QS from 5/3-5/15 (19.0IP, 14H, 7R, 2ER, 8BB, 20K)... **2018-** had 0.65ERA in first 3GS (16.0IP, 12H, 3R, 1ER, 3BB, 19K), 10K game on 4/17 vs. Frederick (6.0IP), notched 8.0IP in win at Frederick on 6/30... **2017-** allowed 2H in 41AB over final 3GS of the season... **2015-** 4GS with 1ER or fewer from 7/20-8/9 (21.0IP, 3ER)... **2014-** five straight scoreless to end season (9.0IP, 1H, 3BB, 6K).

Postseason: Mahoning Valley ('17).

Personal: Selected as Minnesota's Gatorade High School Player of the Year in 2014.

CAREER STATISTICS

Year	Club	Class	W-L	ERA	G	GS	CG	SHO	SV	SVO	IP	H	R	ER	HR	HB	BB	K	AVG
14	AZL Indians	R	1-0	0.69	8	0	0	0	0	0	13.0	4	3	1	0	0	5	10	.095
15	AZL Indians	R	3-3	3.10	11	9	0	0	0	0	49.1	49	28	17	4	1	19	59	.254
	Mahoning	SS	0-2	14.21	2	2	0	0	0	0	6.1	13	11	10	0	0	8	2	.433
16	Lake County	A	2-4	6.12	14	14	0	0	0	0	60.1	71	49	41	8	6	29	73	.296
17	AZL Indians	R	0-3	4.85	6	6	0	0	0	0	13.0	16	9	7	2	0	3	18	.296
	Mahoning	SS	0-1	2.04	5	5	0	0	0	0	17.2	5	7	4	1	0	12	23	.088
18	Lynchburg	A+	6-6	3.27	23	23	0	0	0	0	118.1	114	51	43	4	5	53	122	.260
19	Akron	AA	2-13	5.11	26	26	0	0	0	0	128.2	148	89	73	11	1	64	126	.288
20	DNP																		
21	Columbus	AAA	0-0	6.23	3	0	0	0	0	0	4.1	1	3	3	0	1	2	6	.071
	Cleveland	MLB	1-4	6.68	30	12	0	0	0	0	68.2	90	54	51	10	0	32	68	.318
22	Cleveland	MLB	3-2	2.32	57	0	0	0	1	1	62.0	41	17	16	3	3	19	72	.186
23	Akron	AA	0-0	0.00	2	0	0	0	0	0	2.0	3	0	0	0	0	1	2	.333
	Columbus	AAA	0-0	3.38	3	0	0	0	0	0	2.2	2	1	1	0	0	1	2	.200
	Cleveland	MLB	3-2	3.61	56	0	0	0	0	3	52.1	53	24	21	2	0	18	56	.260
Minor League Totals			14-32	4.33	103	85	0	0	0	0	415.2	426	251	200	30	14	197	443	.266
Major League Totals			7-8	4.33	143	12	0	0	1	4	183.0	184	95	88	15	3	69	196	.260



TIM HERRIN LHP

BATS: L **THROWS:** L

HT: 6-6 **WGT:** 225

BIRTHDATE: 10/8/96 (27); Munster, IN

RESIDES: Terre Haute, IN

ACQUIRED: Selected in the 29th round (883rd overall) of the 2018 draft

Last Season

Started the year with Cleveland, the first of five stints... turned in five scoreless outings among first six, then allowed runs in three straight from 4/16-4/24 (3.0IP, 5ER)... optioned to Columbus on 4/25... aside from 4ER in the 9th of a blown save at Louisville on 5/9 (also took loss), was 5-0 with a 0.00ERA (13.0IP, 3H, 4BB, 14K) in other 10G from 4/28-5/30 (stretch included three day stint in Cleveland from 5/19-5/21, did not pitch)... allowed runs in each of 3G for Columbus to start June (6/3-6/15), sandwiched around a one day call up to Cleveland (3.0IP, 1ER vs. Houston on 6/10)... recalled and saw action in 10G from 6/18-7/23 (11.2IP, 12H, 7R, 6ER, 6BB, 14K)... optioned on 7/24, going 2-0 with a 2.84ERA (19.0IP, 6ER; 3ER came on 9/10 vs. Scranton/WB) and a pair of saves over final 19G with Columbus, coming around one final stint with Cleveland in mid-August (8/18-8/24, 3G, 3.1IP, 2ER).

Career Notes

Transactions: Selected by Cleveland in the 29th round (883rd) of the 2018 draft... **2018-** AZL Indians (6/18-8/27)... **2019-** Mahoning Valley (6/14-7/16), Lake County (7/17-9/2).. **2021-** Lake County (5/4-9/19), Akron (postseason)... **2022-** Akron (4/8-5/23), Columbus (5/24-9/28)... **2023-** Cleveland (3/30-4/24, 5/19-5/21, 6/10, 6/17-7/23, 8/18-8/24), Columbus (4/25-5/18, 5/22-6/9, 6/11-6/16, 7/24-8/17, 8/25-9/24).

Recognition: *Baseball America* (Cleveland: 2024- 30th).

Highlights: **2022-** had 0.52ERA (17.1IP, 11H, 1R, 1ER, 5BB, 29K) over 8G from 4/22-5/21, had 0.00ERA (11.2IP, 10H, 2R, 2BB, 15K) over 7G from 6/25-7/16, picked up first Triple-A save on 8/11 at St. Paul (struck out both batters faced), made first career start in game two of a DH vs. Iowa on 9/4 (3.0IP, 1H, 4K), was perfect in second career start on 9/18 vs. Omaha (3.0IP, 7K)... **2021-** had a 2.13ERA (12.2IP, 11H, 3R, 3ER, 5BB, 19K) through first 7G (5/6-5/26), back to back 3.0IP outings on 6/11 at Fort Wayne (1ER) and 6/15 vs. West Michigan (0ER), posted a 1.29ERA from 7/17 through the rest of the season (35.0IP, 25H, 12R, 5ER, 12BB, 43K)... **2019-** had a 0.00ERA through first 13G between Mahoning Valley and Lake County (21.0IP, 9H, 4R, 4BB, 13K), recorded saves in three straight games from 6/14-6/20 and 6/29-7/6, pitched a scoreless inning in the Midwest League Playoffs... **2018-** had a 0.00ERA and was successful in all three save opportunities through first 4G of pro career (4.0IP, 5H, 1R, 2BB, 3K).

Postseason: Akron ('21), Lake County ('19).

Personal: Attended Indiana University.

CAREER STATISTICS

Year	Club	Class	W-L	ERA	G	GS	CG	SHO	SV	SVO	IP	H	R	ER	HR	HB	BB	K	AVG
18	AZL Indians	R	0-1	6.16	13	0	0	0	3	5	19.0	29	17	13	1	0	8	22	.354
19	Mahoning	SS	1-0	0.00	11	0	0	0	6	6	17.0	9	4	0	0	0	2	10	.150
	Lake County	A	1-0	4.85	12	0	0	0	1	1	26.0	22	15	14	3	1	12	19	.234
20	DNP																		
21	Lake County	A+	4-3	2.57	36	0	0	0	2	2	73.2	60	30	21	3	2	32	85	.219
22	Akron	AA	0-1	2.01	12	0	0	0	1	1	22.1	17	5	5	1	2	6	37	.210
	Columbus	AAA	1-3	4.98	34	2	0	0	1	2	47.0	46	28	26	6	3	17	64	.250
23	Columbus	AAA	7-2	3.38	33	0	0	0	3	5	37.1	21	14	14	3	0	20	43	.164
	Cleveland	MLB	1-1	5.53	23	0	0	0	0	1	27.2	29	18	17	3	2	12	32	.279
	Minor League Totals		14-10	3.45	151	2	0	0	17	22	242.1	204	113	93	17	8	97	280	.226
	Major League Totals		1-1	5.53	23	0	0	0	0	1	27.2	29	18	17	3	2	12	32	.279



MASON HICKMAN RHP

BATS: R **THROWS:** R

HT: 6-6 **WGT:** 225

BIRTHDATE: 12/23/98 (25); Salt Lake City, UT

RESIDES: Hendersonville, TN

ACQUIRED: Selected in the 5th round (154th overall) of the 2020 draft

Last Season

Spent the entire season in the Akron bullpen... got off to rocky start with runs allowed in each of first 3G (5.1IP, 5ER)... over next 22G (4/18-7/21), posted a 2.78ERA (32.1IP, 10ER) with 15 scoreless appearances... followed with another tough run of 8G with a 7.36ERA (11.0IP, 9ER), culminating with a 4ER loss at Erie on 8/18... made two more appearances, 8/22 at Altoona (2.2IP, 0ER; 54 pitches, 2nd most of the season) and 8/26 at Altoona (3.1IP, 0ER; season high in IP), before getting shutdown for the rest of the season (eventually **placed on the DL with a sore right elbow on 9/7**)... on the season, had only a pair of outings with at least 3.0IP (12 such games in 2022, 18 in 2021).

Career Notes

Transactions: Selected by Cleveland in the 5th round (154th) of the 2020 draft... **2021-** Lake County (5/4-9/19)... **2022-** Lake County (4/8-8/14), **DL (7/14-7/20, injury)**, Akron (8/15-9/18)... **2023-** Akron (4/6-9/17), **DL (9/7-9/17, sore right elbow)**.

Recognition: Midseason All-Star (2022- Arizona Fall).

Highlights: **2022-** earned first career save on 5/7 at Dayton (2.0IP, 1H, 5K), consecutive scoreless starts on 6/16 vs. Beloit (5.0IP, 1H, 1BB, 9K) and 6/23 at Dayton (5.0IP, 3H, 2BB, 8K), made 12 straight scoreless appearances (20.1IP, 11H, 6BB, 28K) upon transition to bullpen (7/23-9/4)... **2021-** second career start resulted in a no-hit effort vs. Fort Wayne on 5/16 (5.0IP, 2BB, 7K; bullpen lost no-no with one out in the 7th), made first quality start on 6/20 vs. West Michigan (W, 6.0IP, 4H, 9K), had second scoreless quality start on 9/5 at South Bend (W, 6.0IP, 1H, 2BB, 9K).

Postseason: Peoria (AFL, '22).

Personal: Attended Vanderbilt University... beat Michigan in the decisive game of the 2019 College World Series.

CAREER STATISTICS

Year	Club	Class	W-L	ERA	G	GS	CG	SHO	SV	SVO	IP	H	R	ER	HR	HB	BB	K	AVG
21	Lake County	A+	8-8	4.88	20	20	0	0	0	0	97.2	89	59	53	15	4	37	110	.237
22	Lake County	A+	2-5	4.40	19	10	0	0	2	2	59.1	53	29	29	11	4	28	87	.235
	Akron	AA	1-1	2.77	10	0	0	0	4	4	13.0	9	5	4	0	0	9	16	.196
23	Akron	AA	4-4	3.95	35	0	0	0	0	3	54.2	46	27	24	9	1	32	71	.230
Minor League Totals			15-18	4.41	84	30	0	0	6	9	224.2	197	120	110	35	9	106	284	.233
Major League Totals			0-0	-	0	0	0	0	0	0	0.0	0	0	0	0	0	0	0	-



JAMES KARINCHAK RHP

BATS: R **THROWS:** R

HT: 6-3 **WGT:** 215

BIRTHDATE: 9/22/95 (28); Newburg, NY

RESIDES: Tampa, FL

ACQUIRED: Selected in the 9th round (282nd overall) of the 2017 draft

Last Season

Started the season in Cleveland... had a 5.87ERA (15.1IP, 10ER) through first 16G, giving up 5HR in 56AB... had a 1.46ERA (12.1IP, 2ER) in next 16G (1HR in 38AB) before getting optioned on 6/10... allowed 4ER in first 13G with Columbus before allowing 4ER in 0.2IP vs. St. Paul on 8/1... recalled to Cleveland on 8/18 and posted a 1.59ERA (11.1IP, 2ER) in 12G, sandwiched around a second stint in Columbus from 9/2-9/17 (4.0IP, 0ER).

Career Notes

Transactions: Selected by Cleveland in the 9th round (282nd) of the 2017 draft... **2017-** Mahoning Valley (6/23-9/7)... **2018-** Lake County (4/5-5/2), Lynchburg (5/3-7/31), Akron (8/1-9/3)... **2019-** Akron (4/4-5/2), Columbus (5/3-9/2), **DL (5/11-7/23, strained right hamstring), rehab with AZL Indians (7/16-7/23), Cleveland (9/13-9/29)... 2020-** Cleveland (7/23-9/27)... **2021-** Cleveland (4/1-8/27, 10/1-10/3), Columbus (8/29-9/30)... **2022-** Cleveland (4/7-10/5), **DL (4/4-7/1, strained back), rehab with Columbus (6/1-7/1)... 2023-** Cleveland (3/30-6/9, 8/18-9/1, 9/18-10/1), Columbus (6/10-8/17, 9/2-9/17).

Recognition: *Baseball America* (Cleveland: 2020- 16th, Best Curveball).

Highlights: **2022-** 23G scoreless from 7/9-9/7 (24.2IP, 9H, 14BB, 41K), did not allow a run in 4G of the AL Playoffs (5.0IP, 3H, 4BB, 6K)... **2021-** 2-0 with 5SV and a 0.44ERA (20.2IP, 3H, 1R, 1ER, 7BB, 38K) through first 21G (4/1-5/22), 4-0 with 2SV and a 1.84ERA (14.2IP, 6H, 3R, 3ER, 9BB, 24K) over 15G (6/5-7/9)... **2020-** started with a 0.54ERA in 15G (16.2IP, 5H, 2R, 1ER, 6BB, 31K), earned first save on 7/30 at Minnesota (1.0IP, 1K), struck out 49% of batters faced... **2019-** did not allow a run in first 16G (16.0IP, 5H, 5BB, 40K), pitched 3G of the IL Playoffs (3.1IP, 2H, 4BB, 8K), Major League debut on 9/14 vs. Minnesota (1.1IP, 3K)... **2018-** 17G scoreless from 4/8-6/14 (23.1IP, 15H, 13BB, 41K), pitched 2G of the EL Playoffs (2.0IP, 1H, 6K)... **2017-** 7K on 8/11 vs. Staten Island (3.0IP) and 8/19 at West Virginia (2.2IP).

Postseason: Cleveland ('20, '22), Columbus ('19), Akron ('18).

Personal: Attended Bryant University... first preseason All-American in program history.

CAREER STATISTICS

Year	Club	Class	W-L	ERA	G	GS	CG	SHO	SV	SVO	IP	H	R	ER	HR	HB	BB	K	AVG
17	Mahoning	SS	2-2	5.79	10	6	0	0	0	0	23.1	30	15	15	1	0	9	31	.319
18	Lake County	A	3-0	0.79	7	0	0	0	1	1	11.1	8	1	1	0	0	7	20	.200
	Lynchburg	A+	1-1	1.00	25	0	0	0	13	13	27.0	14	6	3	1	0	17	45	.161
	Akron	AA	0-1	2.61	10	0	0	0	0	0	10.1	7	3	3	1	0	12	16	.189
19	AZL Indians	R	0-0	0.00	3	0	0	0	0	0	3.0	0	0	0	0	0	2	8	.000
	Akron	AA	0-0	0.00	10	0	0	0	6	6	10.0	2	0	0	0	0	2	24	.061
	Columbus	AAA	1-1	4.67	17	0	0	0	2	2	17.1	14	10	9	2	0	13	42	.215
	Cleveland	MLB	0-0	1.69	5	0	0	0	0	0	5.1	3	1	1	0	0	1	8	.150
20	Cleveland	MLB	1-2	2.67	27	0	0	0	1	4	27.0	14	9	8	1	0	16	53	.159
21	Columbus	AAA	1-1	3.00	7	0	0	0	0	1	6.0	3	2	2	1	0	3	9	.143
	Cleveland	MLB	7-4	4.07	60	0	0	0	11	16	55.1	35	27	25	9	2	32	78	.176
22	Columbus	AAA	1-0	5.73	12	0	0	0	0	1	11.0	10	7	7	0	0	11	17	.244
	Cleveland	MLB	2-0	2.08	38	0	0	0	3	4	39.0	22	9	9	2	1	21	62	.161
23	Columbus	AAA	0-0	4.24	24	0	0	0	5	5	23.1	14	12	11	1	0	13	42	.175
	Cleveland	MLB	2-5	3.23	44	0	0	0	0	3	39.0	24	18	14	6	3	28	52	.178
	Minor League Totals		9-6	3.22	125	6	0	0	27	29	142.2	102	56	51	7	0	89	254	.201
	Major League Totals		12-11	3.10	174	0	0	0	15	27	165.2	98	64	57	18	6	98	253	.169



ZAK KENT

RHP

BATS: R

THROWS: R

HT: 6-3

WGT: 210

BIRTHDATE: 2/24/98 (26); Henrico, VA

RESIDES: Heathsville, VA

ACQUIRED: Traded by Texas for international bonus pool money (\$250,000) on 3/28/24

Last Season

Made one start for Round Rock, 4/4 at Sugar Land (3.0IP, 2H, 0R, 0ER, 1BB, 3K), before getting **placed on the DL with a strained oblique on 4/12**... began rehab with the AZL Rangers on 7/15, recording a pair of scoreless starts (2.0IP each) before getting lit for 7ER in 2.2IP in final rehab start, 7/28 at AZL Mariners... had a 1.72ERA (15.2IP, 8H, 3R, 3ER, 5BB, 16K) in first 5GS (8/5-8/30) upon return to Round Rock (averaged 51.4 pitches per start)... went 0-1 with a 7.04ERA (15.1IP, 16H, 12R, 12ER, 4BB, 15K) in 4GS (9/6-9/24) to end the season (63.8 pitches per start)... following the season, had 5GS for Surprise in the Arizona Fall League, going 1-2 with an 8.10ERA (16.2IP, 27H, 15R, 15ER, 5BB, 23K).

Career Notes

Transactions: Selected by Texas in the 9th round (265th) of the 2019 draft... **2019-** AZL Rangers (6/17-6/23), Spokane (6/24-9/2)... **2021-** Hickory (5/4-8/9), Frisco (8/10-9/19)... **2022-** Frisco (4/8-8/30), **DL (4/19-4/25, injury; 6/21-7/2, injury; 8/6-8/12, sore hamstring)**, Round Rock (8/31-9/28)... **2023-** Round Rock (3/31-9/24), **DL (4/12-8/4, strained oblique)**, rehab with AZL Rangers (7/15-8/4)... **2024-** traded by Texas to Cleveland for international bonus pool money (\$250,000) on 3/28/24.

Recognition: Pitcher of the Week (2021- Carolina, 7/12-7/18, 8/2-8/8)... *Baseball America* (Texas: 2024- 27th; 2023- 17th; 2022- 17th).

Highlights: **2022-** recorded 10K in 6.2IP vs. Midland on 6/15, had a 1.13ERA (16.0IP, 2ER) over 5GS from 7/3-7/28, reached 7.0IP in win vs. Wichita on 8/26 (3H, 1R, 1ER, 1BB, 7K), had 0.39ERA (23.0IP, 1ER) in first 4GS in Triple-A (9/2-9/20)... **2021-** did not give up a run through first 5G (18.2IP, 10H, 3BB, 26K), had 10K in 4.0IP of relief on 5/21 vs. Greensboro, turned over no-hitter to bullpen on 7/16 vs. Aberdeen (6.0IP, 1BB, 9K; reliever lost it on first batter), racked up 13K in 7.0IP of scoreless win at Greensboro on 8/5 (2H, 1BB), threw first CG on 8/14 at Northwest Arkansas (L, 6.0IP, 3H, 1R, 1ER, 2BB, 7K), had another scoreless start on 8/21 vs. Arkansas (5.0IP, 5H, 2BB, 7K).


Postseason: Surprise (AFL, '23).

Personal: Attended Virginia Military Institute.

CAREER STATISTICS

Year	Club	Class	W-L	ERA	G	GS	CG	SHO	SV	SVO	IP	H	R	ER	HR	HB	BB	K	AVG
19	AZL Rangers	R	0-0	0.00	1	0	0	0	0	0	1.0	0	0	0	0	1	0	2	.000
	Spokane	SS	0-1	5.40	10	7	0	0	0	0	18.1	25	11	11	2	0	7	16	.321
20	DNP																		
21	Hickory	A+	6-2	2.83	14	9	0	0	0	0	60.1	46	20	19	5	2	15	78	.206
	Frisco	AA	0-4	5.34	6	6	1	0	0	0	28.2	34	17	17	9	1	9	39	.298
22	Frisco	AA	2-3	4.68	19	19	0	0	0	0	82.2	83	45	43	11	3	30	87	.263
	Round Rock	AAA	1-1	1.67	5	5	0	0	0	0	27.0	17	7	5	2	0	13	23	.181
23	AZL Rangers	R	0-0	9.45	3	3	0	0	0	0	6.2	8	7	7	3	0	3	9	.296
	Round Rock	AAA	0-1	3.97	10	10	0	0	0	0	34.0	26	15	15	4	2	10	34	.205
Minor League Totals			9-12	4.07	68	59	1	0	0	0	258.2	239	122	117	36	9	87	288	.243
Major League Totals			0-0	-	0	0	0	0	0	0	0.0	0	0	0	0	0	0	0	-

CONNOR KOKX OF



BATS: R **THROWS:** R
HT: 6-1 **WGT:** 205
BIRTHDATE: 2/24/00 (24); Aliso Viejo, CA
RESIDES: Aliso Viejo, CA
ACQUIRED: Selected in the 12th round (366th overall) of the 2021 draft

Last Season

Spent the season with Akron... hit .125 (6x48) through first 16H, then broke out of slump with five multi-hit games over next 12 (5/11-5/30), hitting .359 (14x39) with a HR... went 3x5 with a double and 4RBI on 6/9 at Portland... went 6x39 (.154) over 13G from 6/18-7/5 before 3x3 outing on 7/7 vs. Harrisburg... slumped again from 7/8-8/1, hitting .171 (7x41) in 12G and collecting 21K... had 5SB on 8/6 vs. Somerset, going 1x3 in the game to kick off 21G stretch hitting .319 (22x69)... from 9/1 through the end of the season, hit .111 (5x45) with a .133SLG (double).

Career Notes

Transactions: Signed by Cleveland in the 12th round (366th) of the 2021 draft... **2021-** AZL Indians (8/24-9/18)... **2022-** Lake County (4/8-9/11)... **2023-** Akron (4/6-9/17).

Recognition: None.

Highlights: **2022-** went 7x14 with 3HR and 10RBI over 4G from 6/23-6/29 (had OHR and 1RBI in previous 44G), hit .450 (9x20) with an RBI in 6G of the Midwest League Playoffs... **2019-** hit first career HR on 8/30 at the AZL Brewers.

Single Game Career Highs			
Stat	#	Times	Last Time
R	3	3	8/6/23
H	4	1	6/29/22
RBI	4	1	6/9/23
SB*	5	1	8/6/23
Hit Streak	7	2	8/23-8/31/23
OB Streak	12	2	8/4-8/25/22

* - 5 multi-SB games

Postseason: Lake County ('22); Peoria (AFL, '22).

Personal: Attended Long Beach State University... named a Freshman All-American in 2021.

CAREER STATISTICS

Year	Club	Class	G	AVG	AB	R	H	2B	3B	HR	RBI	BB	K	SB	CS	OBP	SLG	HBPSAC	SF
21	AZL Indians	R	15	.238	42	9	10	1	1	1	4	6	11	5	1	.429	.381	8	0
22	Lake County	A+	88	.234	273	50	64	11	2	7	28	43	64	12	7	.350	.366	6	1
23	AKRON	AA	104	.228	325	52	74	18	0	3	22	47	88	29	5	.347	.311	14	1
Minor League Totals			207	.231	640	111	148	30	3	11	54	96	163	46	13	.354	.339	28	2
Major League Totals			-	0	0	0	0	0	0	0	0	0	0	0	0	-	-	0	0



RANDY LABAUT LHP

BATS: L **THROWS:** L

HT: 6-2 **WGT:** 205

BIRTHDATE: 10/1/96 (27); Havana, CUB

RESIDES: Tampa, FL

ACQUIRED: Selected in the 35th round (1,060th overall) of the 2019 draft

Last Season

Started the year with Akron... went 2-0 with a 0.00ERA through first 7G (14.2IP, 5H, 1R, 8BB, 16K)... allowed at least 1ER in five of next eight, but still had a 3.77ERA (14.1IP, 12H, 6R, 6ER, 6BB, 18K)... transferred to Columbus for the rest of the year on 6/10... made scoreless Triple-A debut on 6/15 at Omaha (2.2IP, 1H, 2K)... second appearance was a spot start at Indianapolis on 6/21 (4.0IP, 2H, 2R, 2ER, 3BB, 0K; 55 pitches)... picked up first Triple-A save on 6/25 at Indianapolis (2.0IP, 1ER)... did not record an out at Nashville on 7/5 (1H, 4R, 3ER, 4BB), kicking off 9G stretch (7/5-8/22) with a 14.54ERA (8.2IP, 8H, 15R, 14ER, 15BB, 9K)... recovered to post a 1.13ERA over final 4G (8.0IP, 9H, 1R, 1ER, 1BB, 5K).

Career Notes

Transactions: Selected by Cleveland in the 35th round (1,060th) of the 2019 draft... **2019-** AZL Indians (6/17-8/26)... **2021-** Lynchburg (5/4-9/19), **DL (6/17-8/3, strained left shoulder)**... **2022-** Lake County (4/8-6/25, 7/14-7/20), Akron (6/26-7/13, 7/21-9/18)... **2023-** Akron (4/6-6/9, 9/7-9/17), Columbus (6/10-9/6).

Recognition: None.

Highlights: **2022-** went 4-0 with a 0.00ERA (23.1IP, 10H, 2R, 8BB, 30K) over 11G from 5/17-6/26... **2021-** recorded 5.0IP on 67 pitches in GS vs. Delmarva on 6/8, had a 0.77ERA over 7G from 8/15-9/5 (11.2IP, 5H, 1R, 1ER, 3BB, 19K)... **2019-** had a 0.60ERA over final 10G from 6/28-8/20 (30.0IP, 18H, 5R, 2ER, 5BB, 38K), had first career save on 7/11 vs. AZL Brewers (3.0IP, 3K).

Postseason: AZL Indians ('19).

Personal: Attended the University of Arizona.

CAREER STATISTICS

Year	Club	Class	W-L	ERA	G	GS	CG	SHO	SV	SVO	IP	H	R	ER	HR	HB	BB	K	AVG
19	AZL Indians	R	4-0	1.74	11	0	0	0	1	2	31.0	24	9	6	0	0	5	39	.209
20	DNP																		
21	Lynchburg	A	3-2	3.09	22	3	0	0	0	1	43.2	29	18	15	5	1	23	58	.182
22	Lake County	A+	7-1	1.89	20	0	0	0	2	5	38.0	22	13	8	5	1	13	52	.163
	Akron	AA	4-1	5.01	18	0	0	0	0	1	32.1	18	19	18	3	1	24	37	.162
23	Akron	AA	3-0	1.82	17	0	0	0	1	1	34.2	23	8	7	2	0	14	37	.187
	Columbus	AAA	0-2	6.46	16	1	0	0	1	1	23.2	20	18	17	3	1	21	14	.233
Minor League Totals			21-6	3.14	104	4	0	0	5	11	203.1	136	85	71	18	4	100	237	.187
Major League Totals			0-0	-	0	0	0	0	0	0	0.0	0	0	0	0	0	0	0	-

BRYAN LAVASTIDA

C

BATS: R**THROWS:** R**HT:** 6-0**WGT:** 200**BIRTHDATE:** 11/27/98 (25); Miami, FL**RESIDES:** Hialeah, FL**ACQUIRED:** Selected in the 15th round (463rd overall) of the 2018 draft

Last Season

Started the season with Akron... hit .188/.291/.229 with 8RBI in 12G and was DFA'd on 4/23... cleared waivers and rejoined Akron on 4/28... hit .306/.428/.441 with 3HR and 21RBI over 30G from 5/6-6/15... sent to Columbus on 7/4... hit .322/.423/.506 with 4HR and 22RBI in first 25G, including career best 4-hit game on 7/5 vs. Nashville, 4RBI game on 7/20 at Louisville and 4R game on 8/10 at Toledo... slumped to .157/.205/.324 with 4HR and 15RBI in final 27G.

Career Notes

Transactions: Selected by Cleveland in the 15th round (463rd) of the 2018 draft... **2018-** AZL Indians (6/18-8/27)... **2019-** Mahoning Valley (6/10-8/31), Lake County (9/1-9/2)... **2021-** Lake County (5/4-7/29), **DL (5/18-6/2, strained left wrist)**, Akron (7/30-8/31, 9/14-10/3), Columbus (9/1-9/13)... **2022-** Cleveland (4/7-4/24), Columbus (4/25-7/6, 9/20-9/28), **DL (6/19-7/6, strained right hamstring)**, Akron (7/7-9/19)... **2023-** Akron (4/6-4/22, 4/28-7/2), Columbus (7/3-9/24).

Recognition: Midseason All-Star (2019- New York-Penn)... Player of the Month (2019- New York-Penn, August)... *Baseball America* (Cleveland: 2023- 30th; 2022- 16th).

Highlights: **2022-** MLB debut on 4/10 at Kansas City (0x4, BB, K), first hit on 4/22 at New York-AL (single), 10G hit streak with Columbus from 5/25-6/10 (.359/.405/.641)... **2021-** hit .369/.415/.595 over 23G (84AB) from 6/6-7/8, 4RBI game on 6/8 at Fort Wayne, 2HR outing on 6/24 at Great Lakes (2RBI), 3x5 with a HR and 4RBI in Double-A debut on 7/31 at Erie, hit .353 (24x68) in first 19G with Akron (7/31-8/21), walk-off HR (3-run) in game one of a DH vs. St. Paul on 9/5, 6x12 with a HR and 4RBI in the Eastern League Playoffs... **2019-** 15G hit streak from 8/1-8/18 (.527, 29x57), 1x1 with an RBI (SF) at the NYP All-Star Game on 8/21... **2018-** reached base in first 25G to begin career (.439OBP).

Postseason: Akron ('21), Lake County ('19), AZL Indians ('18); Estrellas (DWL, '23).

Personal: Attended Hillsborough Community College (Tampa, FL).

CAREER STATISTICS

Year	Club	Class	G	AVG	AB	R	H	2B	3B	HR	RBI	BB	K	SB	CS	OBP	SLG	HBPSAC	SF	
18	AZL Indians	R	33	.292	120	23	35	4	1	1	20	22	23	5	5	.415	.367	4	2	1
19	Mahoning	SS	58	.335	209	39	70	19	3	2	38	25	27	3	3	.408	.483	3	0	3
	Lake County	A	1	.333	3	1	1	0	0	0	1	0	1	0	0	.500	.333	0	0	0
20	DNP																			
21	Lake County	A+	48	.303	165	32	50	12	0	5	31	26	30	14	5	.399	.467	3	0	4
	Akron	AA	29	.291	103	16	30	7	1	3	17	12	28	2	3	.373	.466	2	1	1
	Columbus	AAA	7	.158	19	2	3	0	0	1	3	2	10	0	0	.238	.316	0	0	0
22	Cleveland	MLB	6	.083	12	0	1	0	0	0	3	4	0	0	0	.267	.083	0	0	0
	Columbus	AAA	39	.224	147	24	33	6	2	4	16	16	35	2	1	.315	.374	4	0	1
	Akron	AA	45	.195	174	22	34	4	2	5	14	12	45	5	1	.257	.328	3	0	2
23	Akron	AA	56	.246	203	31	50	9	0	4	33	34	38	9	4	.367	.350	6	0	2
	Columbus	AAA	52	.233	189	32	44	9	0	8	37	22	47	7	1	.310	.407	1	2	4
	Minor League Totals		368	.263	1332	222	350	70	9	33	209	172	284	47	23	.354	.403	26	5	18
	Major League Totals		6	.083	12	0	1	0	0	0	3	4	0	0	0	.267	.083	0	0	0





JACK LEFTWICH RHP

BATS: R **THROWS:** R
HT: 6-4 **WGT:** 220
BIRTHDATE: 9/26/98 (25); Cedar Rapids, IA
RESIDES: Maitland, FL
ACQUIRED: Selected in the 7th round (216th overall) of the 2021 draft

Last Season

Spent the entire season with Akron... picked up the win with perfect relief on 4/19 vs. Harrisburg (3.0IP, 4K)... notched second win in second relief appearance on 5/11 at Altoona (4.0IP, 2H, 1R, 1ER, 1BB, 2K)... allowed 8ER in 3.2IP at Richmond on 5/17... third relief appearance, 5/28 vs. Bowie, resulted in third win (0-4 in 5GS to that point)... picked up first win as a starter on 6/3 vs. Hartford, turning over a no-hitter to the bullpen in the 7th (6.0IP, 1BB, 7K; bullpen lost no-hitter and shutout on first batter)... allowed 6ER in 4.0IP over next 2G before getting **placed on the DL with a strained right shoulder on 6/19**... activated on 7/7 and proceeded to go 2-3 with a 2.93ERA over final 12G of the season (43.0IP, 35H, 16R, 14ER, 15BB, 38K), lowering season ERA from 7.97 to 5.19.

Career Notes

Transactions: Selected by Detroit in the 39th round (1,175th) of the 2017 draft, did not sign...selected by Cleveland in the 7th round (216th) of the 2021 draft... **2022-** Lynchburg (4/8-7/2), Lake County (7/3-9/11)... **2023-** Akron (4/6-9/17), **DL (6/19-7/6, strained right shoulder).**

Recognition: Pitcher of the Week (2023- Eastern, 5/29-6/4; 2022- Carolina, 6/6-6/12).

Highlights: **2022-** began pro career pitching bulk relief and turning in 2.00ERA through 8G (27.0IP, 20H, 10R, 6ER, 7BB, 36K), took no-hitter to the 6th on 6/11 at Fredericksburg (6.0IP, 1H, 0R, 0ER, 0BB, 8K), picked up win in CG at Delmarva on 6/23 (7.0IP, 3H, 1R, 1ER, 1BB, 9K), won back to back quality starts with scoreless efforts on 7/4 at Fort Wayne (6.1IP, 1H, 2BB, 4K) and 7/12 vs. Dayton (6.0IP, 2H, 11K), shutout performance in win vs. Great Lakes on 8/6 (6.0IP, 5H, 4K), had 9K in win at Great Lakes on 8/30 (6.0IP, 3H, 1R, 1ER).

Postseason: None.

Personal: Attended the University of Florida.

CAREER STATISTICS

Year	Club	Class	W-L	ERA	G	GS	CG	SHO	SV	SVO	IP	H	R	ER	HR	HB	BB	K	AVG
22	Lynchburg	A	4-2	2.39	14	5	1	0	0	0	60.1	43	20	16	1	1	10	84	.199
	Lake County	A+	4-0	3.12	10	10	0	0	0	0	49.0	33	19	17	4	3	14	56	.188
23	Akron	AA	6-7	5.19	23	14	0	0	0	0	78.0	71	48	45	12	1	25	70	.243
Minor League Totals			14-9	3.75	47	29	1	0	0	0	187.1	147	87	78	17	5	49	210	.215
Major League Totals			0-0	-	0	0	0	0	0	0	0.0	0	0	0	0	0	0	0	-



TOMMY MACE RHP

BATS: R **THROWS:** R
HT: 6-6 **WGT:** 230
BIRTHDATE: 11/11/98 (25); Tampa, FL
RESIDES: Land O' Lakes, FL
ACQUIRED: Selected in the supplemental
 2nd round (69th overall) of the 2021 draft

Last Season

Began the year with Lake County... had a 4.76ERA (34.0IP, 18ER) through first 7G, issuing 16BB to 31K... did not allow any walks in consecutive starts at West Michigan on 5/27 (L, 7.0IP, 3H, 1R, 1ER, 6K) and at Great Lakes on 6/8 (W, 8.0IP, 2H, 0R, 0ER, 11K)... transferred to Akron for the rest of the season on 6/13... gave up 5ER in each of first two GS in Double-A (6.2IP total)... third Double-A appearance saw first career save, 6/25 vs. Binghamton (4.0IP, 3ER)... notched first win with a scoreless start on 7/3 at Erie (6.0IP, 1H, 2BB, 6K) and got second win with scoreless relief appearance vs. Harrisburg on 7/9 (4.0IP, 4H, 2BB, 4K)... extended scoreless innings streak to 15.0IP on 7/16 at Bowie (streak started during save on 6/25)... tagged for 8ER in 3.0IP at Altoona on 8/22... did not pitch another game after loss vs. Bowie on 9/2 (3.2IP, 3ER).

Career Notes

Transactions: Selected by Cincinnati in the 12th round (347th) of the 2017 draft, did not sign... selected by Cleveland in the 2nd round (69th) of the 2021 draft... **2022-** Lake County (4/8-9/11), **DL (5/19-6/4, injury)**... **2023-** Lake County (4/6-6/12), Akron (6/13-9/17), **DL (9/7-9/17, injury)**.

Recognition: Pitcher of the Week (2023- Midwest, 6/5-6/11)... *Baseball America* (Cleveland: 2022-29th).

Highlights: **2022-** back to back scoreless outings on 7/16 vs. Dayton (5.2IP) and 7/22 at Lansing (4.0IP), earned first career win with a quality start vs. Cedar Rapids on 8/25 (7.0IP, 3H, 2R, 2ER, 2BB, 2K), went 1-0 with a 1.00ERA in 2GS of the Midwest League Playoffs (9.0IP, 7H, 1R, 1ER, 3BB, 12K).

Postseason: Lake County ('22).

Personal: Attended the University of Florida.

CAREER STATISTICS

Year	Club	Class	W-L	ERA	G	GS	CG	SHO	SV	SVO	IP	H	R	ER	HR	HB	BB	K	AVG
22	Lake County	A+	1-5	4.55	22	21	0	0	0	0	85.0	74	48	43	13	2	38	75	.233
23	Lake County	A+	2-1	3.67	10	8	0	0	0	0	54.0	48	22	22	4	2	18	52	.239
	Akron	AA	4-5	5.49	14	9	0	0	1	1	60.2	69	40	37	9	3	36	51	.288
Minor League Totals			7-11	4.60	46	38	0	0	1	1	199.2	191	110	102	26	7	92	178	.252
Major League Totals			0-0	-	0	0	0	0	0	0	0.0	0	0	0	0	0	0	0	-

KYLE MANZARDO INF

BATS: L **THROWS:** R
HT: 6-0 **WGT:** 205
BIRTHDATE: 7/18/00 (23); Coeur d'Alene, ID
RESIDES: Coeur d'Alene, ID
ACQUIRED: Traded by Tampa Bay for RHP Aaron Civale on 7/31/23



Last Season

Started the season with Durham... went 4x4 with a double, a HR and an RBI on 4/12 vs. Lehigh Valley... homered twice (both solo) on 4/22 at Syracuse... did not homer over next 14G before going deep in three straight at Charlotte from 5/11-5/13 (7RBI total)... was 4x6 with a pair of doubles and 2RBI vs. Jacksonville on 5/29... following 7x19 series at Memphis from 6/6-6/11, hit just .143/.250/.243 over next 18G before the All-Star Break... selected to represent Team USA at the All-Star Futures Game on 7/8, but did not play and was **placed on the DL with a left shoulder injury on 7/10... traded to Cleveland on 7/31...** did not record a hit in 3G of rehab with the AZL Guardians and was activated for Columbus on 8/23... hit .256 (10x39) in first 10G with Columbus, but slugged only .410 (0HR)... hit .256 (10x39) over last 11G, while slugging .769 (6HR, including 2HR game on 9/19 vs. Omaha)... following the season, hit .272/.340/.565 with 6HR and 19RBI over 92AB with Peoria in the Arizona Fall League (homered in the AFL All-Star Game).

Single Game Career Highs			
Stat	#	Times	Last Time
R	3	3	5/25/22
H	4	2	5/29/23
2B	3	1	8/17/22
HR	2	3	9/19/23
RBI	5	1	8/28/22
Hit Streak	8	1	7/22-8/4/22
OB Streak	27	1	6/1-7/8/22

Career Notes

Transactions: Selected by Tampa Bay in the 2nd round (63rd) of the 2021 draft... **2021-** GCL Rays (8/9-9/18)... **2022-** Bowling Green (4/8-8/8), DL (4/18-5/11, strained left hamstring), Montgomery (8/9-9/18)... **2023-** Durham (3/31-7/30), DL (7/10-7/30, left shoulder)... traded by Tampa Bay to Cleveland for RHP Aaron Civale on 7/31/23... Columbus (7/31-9/28), DL (7/31-8/22, left shoulder), rehab with AZL Guardians (8/18-8/22).

Recognition: Postseason All-Star (2022- South Atlantic)... Midseason All-Star (2023- All-Star Futures; 2023- Arizona Fall)... Batter of the Week (2022- South Atlantic, 7/4-7/10)... *Baseball America* (Cleveland: 2024- 4th; Tampa Bay: 2023- 5th).

Highlights: **2022-** homered twice on 5/25 vs. Brooklyn, reached in 27 straight from 6/1-7/8 (.430OBP) and 50 of 52 from 6/1-8/18 (.445OBP), hit 6HR in 9G from 7/15-8/3, went 3x4 with a HR and 5RBI on 8/28 at Pensacola... **2021-** reached base in 12 of 13G, hit first HR on 9/11 at GCL Brewers.

Postseason: Montgomery ('22); Peoria (AFL, '23).

Personal: Attended Washington State University.

CAREER STATISTICS

Year	Club	Class	G	AVG	AB	R	H	2B	3B	HR	RBI	BB	K	SB	CS	OBP	SLG	HBPSAC	SF	
21	GCL Rays	R	13	.349	43	10	15	5	0	2	8	4	6	0	0	.440	.605	3	0	0
22	Bowling Green	A+	63	.329	225	53	74	16	1	17	55	45	46	0	0	.436	.636	1	0	4
	Montgomery	AA	30	.323	99	18	32	10	0	5	26	14	19	1	1	.402	.576	3	0	6
23	Durham	AAA	73	.238	265	33	63	19	1	11	38	42	65	1	1	.342	.442	2	0	4
	AZL Guardians	R	3	.000	8	1	0	0	0	0	1	1	1	0	0	.100	.000	0	0	1
	Columbus	AAA	21	.256	78	16	20	8	0	6	16	12	14	0	0	.348	.590	0	0	2
Minor League Totals			203	.284	718	131	204	58	2	41	144	118	151	2	2	.384	.542	9	0	17
Major League Totals			-	0	0	0	0	0	0	0	0	0	0	0	0	-	-	0	0	0

ANGEL MARTINEZ INF

BATS: S

THROWS: R

HT: 6-0

WGT: 201

BIRTHDATE: 1/27/02 (22); Santo Domingo, DR

RESIDES: Santo Domingo, DR

ACQUIRED: Signed as a non-drafted free agent on 7/2/18



Last Season

Started the year with Akron... hit .180/.287/.305 through first 34G (4/6-5/17)... broke out of slump with two double, 4RBI game on 5/18 at Richmond... went on 12G hit streak from 5/24-6/7 (.380, 19x50)... hit 5HR over the course of 41AB (5HR in 306AB prior), starting on 7/16 at Bowie (4x5, HR, 2RBI) and ending on 7/27 at Erie (3x5, HR, 5RBI)... transferred to Columbus on 8/4... hit .175 (7x40) in first 11G of Triple-A stint and .429 (12x28) in 7G before getting sent back to Akron on 8/26... hit go-ahead grand slam in first game back with Akron, 8/27 at Altoona... returned to Columbus for the rest of the year on 9/1... hit game-tying, 3-run HR 9/22 vs. Omaha and followed up with walk-off, 2-run single 9/23 vs. Omaha.

Career Notes

Transactions: Signed by Cleveland as a non-drafted free agent on 7/2/18... **2019-** DSL Indians (6/1-8/24)... **2021-** Lynchburg (5/4-9/19)... **2022-** Lake County (4/8-8/19), **DL (7/13-7/26, strained left shoulder)**, Akron (8/20-9/18)... **2023-** Akron (4/6-8/3, 8/26-8/31), Columbus (8/4-8/25, 9/1-9/24).

Recognition: Midseason All-Star (2019- Dominican Summer)... *Baseball America* (Cleveland: 2024- 6th; 2023- 8th, Best Strike-zone Discipline; 2022- 10th; 2021- 26th; 2020- 20th).

Single Game Career Highs			
Stat	#	Times	Last Time
R	4	1	5/5/21
H	4	5	7/16/23
2B	2	6	5/18/23
3B	2	1	6/13/19
HR	2	1	6/5/22
RBI	5	1	7/27/23
SB*	3	1	6/17/19
Hit Streak	13	1	7/4-8/6/22
OB Streak	44	1	7/20/19-6/6/21

*- 4 multi-SB games

Highlights: **2022-** hit 2HR (3RBI) on 6/5 vs. West Michigan, hit .348/.393/.571 over 26G on base streak (6/28-8/18), 13G hit streak from 7/4-8/6 (.362, 21x58), had 4RBI (triple, HR) on 8/28 vs. Richmond... **2021-** reached base in first 22G to extend on base streak to 44 (dated to 7/20/19), was 4x5 with a pair of doubles and 4RBI on 5/5 vs. Fredericksburg, had 6G RBI streak from 6/16-6/22 (9RBI total), went 4x5 (double, HR) with 2RBI on 6/27 at Salem, was 4x5 with an RBI on 7/14 vs. Fredericksburg, had 4RBI on 8/24 at Kannapolis... **2019-** reached base in first 17G of career (.469OBP), had 10G hit streak (.450, 18x40) from 6/7-6/19, had 3SB on 6/17 vs. DSL Pirates, reached base in each of last 22G (.455OBP).

Postseason: Estrellas (DWL, '23), Peoria (AFL, '22).

Personal: Father, Sandy Martinez, played in MLB from 1995-2001 and 2004 with Toronto, Chicago (NL), Florida, Montreal, Cleveland and Boston.

CAREER STATISTICS

Year	Club	Class	G	AVG	AB	R	H	2B	3B	HR	RBI	BB	K	SB	CS	OBP	SLG	HBPSAC	SF	
19	DSL Indians	R	56	.306	222	37	68	10	7	1	27	29	29	11	5	.402	.428	7	2	1
20	DNP																			
21	Lynchburg	A	97	.241	377	62	91	20	6	7	46	43	88	13	6	.319	.382	1	1	2
22	Lake County	A+	77	.288	281	46	81	17	3	10	27	40	58	10	6	.384	.477	5	3	2
	Akron	AA	24	.244	82	10	20	6	1	3	17	12	18	2	1	.356	.451	4	2	3
23	Akron	AA	99	.245	383	55	94	15	4	11	60	37	83	10	3	.321	.392	8	4	5
	Columbus	AAA	37	.268	142	17	38	8	1	3	19	10	36	1	0	.320	.401	1	1	0
Minor League Totals			390	.264	1487	227	392	76	22	35	196	171	312	47	21	.347	.415	26	13	13
Major League Totals			-	0	0	0	0	0	0	0	0	0	0	0	0	-	-	0	0	0



NICK MIKOLAJCHAK RHP

BATS: R **THROWS:** R

HT: 6-2 **WGT:** 220

BIRTHDATE: 11/21/97 (26); Houston, TX

RESIDES: Spring, TX

ACQUIRED: Selected in the 11th round (340th overall) of the 2019 draft

Last Season

Spent the entire season on the DL for Columbus, recovering from right shoulder surgery.

Career Notes

Transactions: Selected by Cleveland in the 11th round (340th) of the 2019 draft... **2019-** AZL Indians (6/17-7/4), Mahoning Valley (7/5-9/2)... **2021-** Akron (5/4-10/3), **DL (7/11-8/5, strained right shoulder)**... **2022-** Columbus (4/5-9/28)... **2023-** Columbus (3/31-9/24), **DL (3/31-9/24, right shoulder surgery)**.

Recognition: None.

Highlights: **2022-** had a 0.00ERA through first 9G (10.2IP, 6H, 3R, 2BB, 10K), had 10 straight scoreless outings from 5/15-6/19 (9.1IP, 2H, 7BB, 10K), went 3-0 with a save and a 0.77ERA (11.2IP, 5H, 1R, 1ER, 6BB, 10K) over 8G from 6/30-7/31, closed out the season with a 1.64ERA (11.0IP, 2ER) over final 10G, had a 1.94ERA everywhere in the IL (46.1IP, 10ER) except for Omaha (4.0IP, 7ER)... **2021-** made Double-A debut on 5/6 vs. Binghamton (18th career game, first above short season), posted a 0.00ERA through first 9G (12.0IP, 6H, 1R, 0ER, 2BB, 18K), had a save in three straight outings from 5/18-5/25, closed out the opening win in the Eastern League Championship Series (2.0IP, 1BB, 1K; won series 3-0)... **2019-** had a 0.00ERA through first 14G as a pro (15.0IP, 7H, 2R, 3BB, 21K).

Postseason: Akron ('21).

Personal: Attended Sam Houston State University... pitched in the Cape Cod League for Falmouth in 2018.

CAREER STATISTICS

Year	Club	Class	W-L	ERA	G	GS	CG	SHO	SV	SVO	IP	H	R	ER	HR	HB	BB	K	AVG
19	AZL Indians	R	0-0	0.00	4	0	0	0	2	2	6.0	4	1	0	0	0	0	12	.167
	Mahoning	SS	1-1	0.47	13	0	0	0	3	3	19.0	10	3	1	0	0	3	24	.164
20	DNP																		
21	Akron	AA	2-5	3.18	30	0	0	0	8	11	39.2	34	17	14	7	0	9	57	.222
22	Columbus	AAA	5-2	3.04	47	0	0	0	6	8	50.1	38	20	17	3	0	29	50	.210
23	DNP																		
Minor League Totals			8-8	2.50	94	0	0	0	19	24	115.0	86	41	32	10	0	41	143	.205
Major League Totals			0-0	-	0	0	0	0	0	0	0.0	0	0	0	0	0	0	0	-



ANDREW MISIASZEK LHP

BATS: R **THROWS:** L

HT: 6-2 **WGT:** 215

BIRTHDATE: 8/24/97 (26); Rockville Center, NY

RESIDES: Oceanside, NY

ACQUIRED: Selected in the 32nd round (970th overall) of the 2019 draft

Last Season

Spent the year on the Columbus DL, recovering from left elbow surgery.

Career Notes

Transactions: Selected by Cleveland in the 32nd round (970th) of the 2019 draft... **2019-** AZL Indians (6/17-7/20), Mahoning Valley (7/21-9/2)... **2021-** Lynchburg (5/4-5/25, 5/28-8/19), Akron (5/26-5/27), Lake County (8/20-9/19)... **2022-** Akron (4/8-6/13), Columbus (6/14-9/28)... **2023-** Columbus (3/31-9/24), **DL (3/31-9/24, left elbow surgery).**

Recognition: None.

Highlights: **2022-** did not allow a run in the month of April (11.2IP, 6H, 3BB, 20K), had five straight scoreless appearances from 5/27-6/12 (10.0IP, 6H, 1BB, 11K), retired every batter faced (1.0IP, 1K) in Triple-A debut vs. St. Paul on 6/17, posted a 2.63ERA (24.0IP, 7ER) over final 20G... **2021-** had a 0.00ERA through first 5G (11.1IP, 4H, 3R, 0ER, 2BB, 19K), posted a 1.88ERA (30.0IP, 27H, 11R, 6ER, 13BB, 37K) over 14G from 6/25-8/18, ended the season with a win vs. Beloit on 9/16 (2.1IP, 1H, 6K)... **2019-** earned first career save on 7/2 vs. the AZL Giants (3.0IP, 1H, 4K).

Postseason: None.

Personal: Attended Northeastern University... pitched for Harwich in the Cape Cod League in 2018, getting named to the All-Star team.

CAREER STATISTICS

Year	Club	Class	W-L	ERA	G	GS	CG	SHO	SV	SVO	IP	H	R	ER	HR	HB	BB	K	AVG
19	AZL Indians	R	2-1	3.77	8	0	0	0	1	1	14.1	14	6	6	0	0	5	15	.264
	Mahoning	SS	2-1	4.85	9	0	0	0	0	1	13.0	16	10	7	2	0	7	15	.302
20	DNP																		
21	Lynchburg	A	3-2	2.32	24	0	0	0	1	2	50.1	45	25	13	4	0	20	68	.238
	Lake County	A+	1-0	5.91	7	0	0	0	0	0	10.2	11	11	7	2	1	6	18	.256
	Akron	AA	0-0	27.00	1	0	0	0	0	0	1.1	5	4	4	0	0	1	1	.625
22	Akron	AA	2-1	0.56	17	0	0	0	0	0	32.0	20	3	2	1	1	8	48	.187
	Columbus	AAA	3-1	3.64	25	3	0	0	0	3	29.2	29	13	12	3	2	17	42	.266
23	DNP																		
Minor League Totals			13-6	3.03	91	3	0	0	2	7	151.1	140	72	51	12	4	64	207	.249
Major League Totals			0-0	-	0	0	0	0	0	0	0.0	0	0	0	0	0	0	0	-



DOUG NIKHAZY LHP

BATS: L **THROWS:** L

HT: 6-0 **WGT:** 210

BIRTHDATE: 8/11/99 (24); Burlington, NC

RESIDES: Winter Garden, FL

ACQUIRED: Selected in the 2nd round (58th overall) of the 2021 draft

Last Season

Spent the season with Akron... made first career relief appearance on 4/7 vs. Erie (1.2IP, 2ER)... went 1-0 with a 1.38ERA (13.0IP, 7H, 3R, 2ER, 10BB, 17K) over 3GS from 5/5-5/18... pitched in relief of a rehabbing Cody Morris on 5/24, racking up 10K in 5.2IP... turned in a quality start in win at Portland on 6/10 (6.0IP, 3H, 2R, 2ER, 0BB, 8K)... followed up with 11K in next start, 6/16 at New Hampshire (5.0IP)... had a 1.86ERA (29.0IP, 6ER) over 6GS from 6/30-8/2, but did not record more than 5.1IP in any (averaged 3BB per start)... struggled to an 11.51ERA (20.1IP, 26ER) over 7G to end the season, including a 0.1IP, 4ER start on 8/13 at Harrisburg and a season ending relief outing on 9/13 vs. Altoona that saw 6ER in 0.2IP.

Career Notes

Transactions: Selected by Cleveland in the 2nd round (58th) of the 2021 draft... **2022-** Lake County (4/8-8/29), **DL (7/14-7/22, injury)**, Akron (8/30-9/18)... **2023-** Akron (4/6-9/17).

Recognition: *Baseball America* (Cleveland: 2023- 27th; 2022- 21st).

Highlights: **2022-** recorded 10K in scoreless win at Fort Wayne on 6/11 (6.2IP, 1H, 1BB), had 11K in no-decision at Fort Wayne on 7/9 (6.2IP, 2H, 2R, 1ER, 3BB), had 10K in win vs. Fort Wayne on 8/11 (6.2IP, 4H, 1R, 1ER, 3BB).

Postseason: None.

Personal: Attended the University of Mississippi.

CAREER STATISTICS

Year	Club	Class	W-L	ERA	G	GS	CG	SHO	SV	SVO	IP	H	R	ER	HR	HB	BB	K	AVG
22	Lake County	A+	4-4	3.19	21	21	0	0	0	0	93.0	59	37	33	8	6	68	118	.182
	Akron	AA	0-2	11.57	3	3	0	0	0	0	9.1	14	12	12	1	0	11	10	.359
23	Akron	AA	4-8	4.94	26	22	0	0	0	0	102.0	92	65	56	13	4	73	128	.235
Minor League Totals			8-14	4.45	50	46	0	0	0	0	204.1	165	114	101	22	10	152	256	.219
Major League Totals			0-0	-	0	0	0	0	0	0	0.0	0	0	0	0	0	0	0	-

JHONKENSY NOEL OF

BATS: R **THROWS:** R
HT: 6-3 **WGT:** 260
BIRTHDATE: 7/15/01 (22); San Pedro, DR
RESIDES: San Pedro de Macoris, DR
ACQUIRED: Signed as a non-drafted free agent on 7/15/17



Last Season

Only player active for every game of the Columbus season... started the year 0x18, then went 2x2 as PH-RF on 4/6 vs. Charlotte, including walk-off single in the 10th... doubled twice, homered and had 3RBI on 4/16 at Worcester... hit .170/.274/.333 with only 6HR and 15RBI over 40G from 4/28-6/20... had game-tying grand slam in the 9th on 6/28 at Toledo (W, 11-10 in 10)... committed only error on 7/21 at Louisville (82G errorless was 4th longest in the IL; played 30G in the infield, only player with streak of 70+ that wasn't all outfield)... hit .196 (9x36) in 12G from 7/25-8/6 (4x5 on 8/1 vs. St. Paul)... tied career high in hits on 9/3 at St. Paul, going 5x6 (double, HR, 3RBI)... had 12th career 2HR game on 9/9 vs. Scranton/WB, including walk-off, 3-run HR... went 5x44 with 1HR over the final 12G... led IL in RBI with two out, RISP (44).

Single Game Career Hits

Stat	#	Times	Last Time
R	4	1	5/21/21
H	5	2	9/3/23
2B	2	4	5/13/23
HR	2	12	9/9/23
RBI	6	1	6/21/19
SB*	3	1	7/4/18
Hit Streak	16	1	6/5-6/26/18
OB Streak	20	2	8/13-9/2/22

Career Notes

Transactions: Signed by Cleveland as a non-drafted free agent on 7/15/17... **2019-** DSL Indians (6/2-8/29)... **2019-** AZL Indians (6/17-8/26)... **2021-** Lynchburg (5/4-8/16), **DL (6/6-7/19, ankle injury), rehab with AZL Indians (7/5-7/19),** Lake County (8/17-9/19)... **2022-** Lake County (4/8-6/23), Akron (6/24-9/20), Columbus (9/21-9/28)... **2023-** Columbus (3/31-9/24).

* - 1 multi-SB game

Recognition: Top MLB Prospect (2021- Carolina)... Midseason All-Star (2022- All-Star Futures)... Batter of the Week (2021- Carolina, 5/3-5/9)... *Baseball America* (Cleveland: 2024- 28th, Best Power Hitter; 2023- 20th, Best Power Hitter; 2022- 20th, Best Power Hitter).

Highlights: **2022-** 2HR (4RBI) on 4/24 at Great Lakes, 4x5 (2HR, 2RBI) vs. Great Lakes on 5/15, first career start in OF on 5/21, consecutive games with 2HR and 3RBI on 6/30 at Erie and 7/2 at Erie, 2HR (3RBI) on 7/23 vs. Erie, 5RBI on 9/1 at Altoona (HR)... **2021-** hit .412 (14x34, 3HR, 13RBI) in first 7G (5/4-5/12), 2HR (4RBI) on 5/21 vs. Myrtle Beach, 5x5 with 3RBI on 5/22 vs. Myrtle Beach, 13G hit streak (.479, 23x48) from 7/17-8/3, 4x5 (double, HR, 3RBI) on 8/6 at Salem, 2HR and 5RBI on 9/7 vs. Dayton... **2019-** 3x3 (2HR, 6RBI) on 6/21 vs. AZL Reds, RBI in 14 straight from 7/23-8/10 (18RBI total)... **2018-** 16G hit streak from 6/5-6/26, 3SB on 7/4 at. DSL Cubs, first 2HR game on 8/21 vs. DSL Dodgers.

Postseason: AZL Indians ('19); Estrellas (DWL, '23).

CAREER STATISTICS


Year	Club	Class	G	AVG	AB	R	H	2B	3B	HR	RBI	BB	K	SB	CS	OBP	SLG	HBPS	SF	SH	
18	DSL Indians	R	64	.243	218	34	53	11	0	10	34	25	58	6	4	.357	.431	14	2	1	
19	AZL Indians	R	47	.287	178	32	51	12	0	6	42	18	39	5	1	.349	.455	4	0	9	
20	DNP																				
21	AZL Indians	R	6	.200	15	1	3	1	0	0	1	1	4	0	1	.294	.267	1	0	0	
	Lynchburg	A	38	.393	150	36	59	10	1	11	40	7	27	2	1	.426	.693	3	0	2	
	Lake County	A+	26	.280	100	13	28	3	0	8	25	9	31	3	1	.351	.550	2	0	0	
22	Lake County	A+	62	.219	228	35	50	9	0	19	42	18	80	1	0	.286	.509	4	0	2	
	Akron	AA	67	.242	240	43	58	16	2	13	42	30	63	2	0	.338	.488	6	0	2	
	Columbus	AAA	4	.176	17	2	3	1	0	0	1	7	0	0	0	.222	.235	0	0	0	
23	Columbus	AAA	138	.220	519	81	114	23	0	27	85	49	145	1	3	.303	.420	14	0	3	
	Minor League Totals		452	.252	1665	277	419	86	3	94	311	158	454	20	11	.331	.476	48	2	19	
	Major League Totals		-	0	0	0	0	0	0	0	0	0	0	0	0	-	-	0	0	0	



DOM NUNEZ

C

BATS: L **THROWS:** R
HT: 6-1 **WGT:** 212
BIRTHDATE: 1/17/95 (29); Elk Grove, CA
RESIDES: Scottsdale, AZ
ACQUIRED: Signed as a minor league free agent on 1/30/24



Last Season

Started the year with Iowa... homered and had 4RBI on 4/11 vs. Omaha, followed up with a pair of doubles and 3RBI on 4/13 vs. Omaha... went 1x13 over 6G before being **placed on the DL on 5/14 with a strained right hamstring**... activated on 6/6 and hit .259/.411/.448 with 2HR and 8RBI before fracturing right wrist at Columbus on 7/14 (Micah Pries foul tip; **on the DL 7/15-8/5**)... released by Iowa on 8/6, signed by Pittsburgh and assigned to Indianapolis on 8/8... went hitless in 12 of 18G with Indy.

Career Notes

Transactions: Selected by Colorado in the 6th round (19th) of the 2013 draft... **2013-** Grand Junction (6/20-9/8)... **2014-** Grand Junction (6/16-9/4)... **2015-** Asheville (4/9-9/7)... **2016-** Modesto (4/7-9/5)... **2017-** Hartford (4/6-9/4)... **2018-** Hartford (4/5-9/3)... **2019-** Albuquerque (4/4-8/12), Colorado (8/13-9/29)... **2021-** Colorado (4/1-10/3)... **2022-** Colorado (4/7-5/16, 8/12-8/20), Albuquerque (5/17-8/11, 8/21-9/28)... **2023-** signed by Chicago-NL as a **minor league free agent on 1/2/23**... Iowa (3/31-8/5), **DL (5/14-6/5, strained right hamstring; 7/15-8/5, fractured right wrist)**... signed by Pittsburgh as a minor league free agent on 8/8/23... Indianapolis (8/8-9/24)... **2024-** signed by Cleveland as a minor league free agent on 1/30/24.

Single Game Career Highs			
Stat	#	Times	Last Time
R	4	2	6/24/19
H	4	1	5/30/15
2B	2	8	6/10/23
HR*	3	1	4/21/19
RBI	6	1	4/21/19
SB	2	8	4/22/23
Hit Streak	15	2	6/20-7/14/15
OB Streak	36	1	8/27/15-5/17/16

* - 3 multi-HR games

Recognition: *Baseball America* (Colorado: 2020- Best Defensive Catcher; 2019- Best Defensive Catcher; 2018- 29th, Best Defensive Catcher; 2017- 12th, Best Defensive Catcher; 2016- 16th, Best Defensive Catcher; 2015- 17th).

Highlights: **2022-** 3x6 (HR) with 4RBI on 7/3 vs. Sugar Land ... **2021-** grand slam on 5/1 at Arizona... **2019-** hit 3HR (6RBI) vs. Tacoma on 4/21, hit 5HR in 5G from 7/14-7/24, HR in MLB debut on 8/13 vs. Arizona... **2017-** 2HR at Altoona on 6/23... **2016-** reached in first 26G (.393OBP)... **2015-** 15G hit streak from 6/20-7/14 (.391, 5HR, 8RBI), 5RBI on 8/3 at Kannapolis... **2014-** 15G hit streak from 8/5-8/27 (.355, 3HR, 19RBI), 5RBI on 8/12 vs. Billings.

CAREER STATISTICS

Year	Club	Class	G	AVG	AB	R	H	2B	3B	HR	RBI	BB	K	SB	CS	OBP	SLG	HBP	SAC	SF	
13	Grand Junction	R	55	.200	195	24	39	13	1	3	23	18	34	11	8	.269	.323	1	1	2	
14	Grand Junction	R	46	.313	176	30	55	12	0	8	40	21	28	5	7	.384	.517	0	0	1	
15	Asheville	A	104	.282	373	61	105	23	0	13	53	53	55	7	7	.373	.448	4	7	4	
16	Modesto	A+	105	.241	390	44	94	13	2	10	51	49	91	8	1	.321	.362	0	4	7	
17	Hartford	AA	95	.202	297	37	60	10	1	11	28	53	83	7	1	.335	.354	8	3	3	
18	Hartford	AA	92	.222	324	34	72	12	0	9	42	46	73	8	6	.320	.343	2	2	3	
19	Albuquerque	AAA	61	.244	213	43	52	14	1	17	42	35	69	2	0	.362	.559	6	0	3	
	Colorado	MLB	16	.179	39	4	7	3	0	2	4	3	17	0	0	.233	.410	0	0	1	
20	DNP																				
21	Colorado	MLB	81	.189	228	31	43	12	3	10	33	34	91	0	0	.293	.399	0	0	1	
22	Albuquerque	AAA	62	.223	247	36	55	13	3	5	29	34	70	1	1	.319	.360	2	0	2	
	Colorado	MLB	14	.121	33	3	4	1	0	0	2	6	10	0	0	.244	.152	0	0	2	
23	Iowa	AAA	45	.216	134	29	29	8	0	4	21	29	46	4	0	.367	.366	3	1	0	
	Indianapolis	AAA	18	.119	59	6	7	1	0	1	1	7	18	0	0	.224	.186	1	2	0	
	Minor League Totals		683	.236	2408	344	568	119	8	81	330	345	567	53	31	.335	.393	27	20	25	
	Major League Totals		111	.180	300	38	54	16	3	12	39	43	118	0	0	.280	.373	0	0	4	



ADAM OLLER RHP

BATS: R **THROWS:** R
HT: 6-4 **WGT:** 220
BIRTHDATE: 10/17/94 (29); Conroe, TX
RESIDES: Houston, TX
ACQUIRED: Signed as a minor league free agent on 11/13/23

Last Season

Started the year in the bullpen for Oakland... had a 10.43ERA (14.2IP, 17ER) through first 5G before picking up the win at Los Angeles-AL on 4/24 (2.0IP, 1H, 1K)... optioned to Las Vegas on 5/4... had at least 3.0IP in each of first 3G (10.0IP, 2ER) and was inserted into the rotation on 5/25... gave up 11ER in 6.2IP of first 2GS (5/25-5/31), then had scoreless QS on 6/6 at Sacramento (6.0IP, 3H, 3BB, 6K)... gave up 13ER in 6.2IP of next 2GS (6/11-6/17), then had QS at Oklahoma City (6.2IP, 3H, 1R, 1ER, 1BB, 6K)... allowed 13ER in 14.2IP of next 3GS and was DFA'd on 7/11... claimed by Seattle on 7/12 and assigned to Tacoma... had a 2.48ERA (29.0IP, 8ER) in first 5GS, including 8.0IP at Sacramento on 7/22, then had an 8.05ERA (34.2IP, 31ER) over final 7GS.

Career Notes

Transactions: Selected by Pittsburgh in the 20th round (615th) of the 2016 draft... **2016-** Bristol (6/20-8/29)... **2017-** West Virginia (6/19-9/4)... **2018-** West Virginia (4/5-4/26), Bradenton (4/27-9/3)... **2019-** signed by San Francisco as a minor league free agent on 5/30/19... Augusta (5/30-9/2)... selected by New York-NL in the minor league phase of the Rule 5 Draft on 12/12/19... **2021-** Binghamton (5/4-8/9), Syracuse (8/10-10/3)... **2022-** traded by New York-NL with RHP J.T. Ginn to Oakland for RHP Chris Bassitt on 3/12/22... Oakland (4/7-4/30, 5/14, 6/9-6/29, 7/17-10/5), DL (9/4-9/29, strained rib cage), Las Vegas (5/1-5/13, 5/15-6/8, 6/30-7/16)... **2023-** Oakland (3/30-4/13, 4/18-5/3), Las Vegas (4/14-4/17, 5/4-7/11)... claimed by Seattle off waivers from Oakland on 7/12/23... Tacoma (7/12-9/24)... signed by Cleveland as a minor league free agent on 11/14/23.

Recognition: Midseason All-Star (2017- New York-Penn)... Pitcher of the Week (2017- New York-Penn, 8/29-9/4)... *Baseball America* (New York-NL: 2022- 20th).

Highlights: **2022-** MLB debut on 4/12 .at Tampa Bay (1.1IP, 5H, 5R, 5ER, 3BB, 3K), 3QS from 8/17-8/27 (20.0IP, 4ER; included 8.0IP, OER vs. New York-AL on 8/27).. **2021-** 4-0 with 0.44ERA (41.0IP, 18H, 2R, 2ER, 11BB, 57K) over 7GS from 7/23-9/4 (10K on 7/30 at Hartford, 12K on 8/5 vs. Portland, 13K on 8/14 at Worcester)... **2019-** 10K in 6.2IP vs. Lexington on 8/25... **2018-** did not allow a run over 5G from 5/12-6/6 (10.1IP)... **2017-** had 0.95ERA (19.0IP, 2ER) in first 10G, 10K in win at Auburn on 9/2 (5.2IP).

CAREER STATISTICS

Year	Club	Class	W-L	ERA	G	GS	CG	SHO	SV	SVO	IP	H	R	ER	HR	HB	BB	K	AVG
16	Bristol	R	2-2	4.45	13	9	0	0	2	2	54.2	63	28	27	7	5	9	46	.285
17	West Virginia	SS	5-3	1.59	17	2	0	0	1	1	45.1	30	10	8	1	3	9	50	.188
18	West Virginia	A	1-1	4.40	5	0	0	0	1	1	14.1	10	8	7	1	1	3	15	.182
	Bradenton	A+	2-4	6.75	24	5	0	0	0	1	58.2	70	48	44	14	7	21	53	.299
19	Augusta	A	5-6	4.02	17	17	0	0	0	0	87.1	94	49	39	5	6	26	93	.284
20	DNP																		
21	Binghamton	AA	5-3	4.03	15	15	0	0	0	0	76.0	66	39	34	8	2	29	95	.230
	Syracuse	AAA	4-1	2.45	8	8	0	0	0	0	44.0	27	12	12	1	6	18	43	.179
22	Las Vegas	AAA	3-0	3.69	7	7	0	0	0	0	31.2	29	17	13	0	1	17	32	.242
	Oakland	MLB	2-8	6.30	19	14	0	0	0	0	74.1	82	55	52	17	2	39	46	.280
23	Las Vegas	AAA	4-3	7.11	12	9	0	0	0	0	50.2	60	42	40	12	3	24	59	.291
	Oakland	MLB	1-1	10.07	9	1	0	0	0	0	19.2	29	24	22	5	1	12	13	.341
	Tacoma	AAA	6-4	5.51	12	12	0	0	0	0	63.2	72	42	39	13	5	28	62	.286
	Minor League Totals		37-27	4.50	130	84	0	0	4	5	526.1	521	295	263	62	39	184	548	.258
	Major League Totals		3-9	7.09	28	15	0	0	0	0	94.0	111	79	74	22	3	51	59	.294

MICAH PRIES INF

BATS: L **THROWS:** R
HT: 6-4 **WGT:** 215
BIRTHDATE: 2/27/98 (26); Newport Beach, CA
RESIDES: San Juan Capistrano, CA
ACQUIRED: Selected in the 13th round (400th overall) of the 2019 draft



Last Season

Spent the year with Columbus... got off to slow start, hitting .161/.278/.290 with 0HR and 2RBI through first 8G, then went 10x26 with 3HR and 5RBI in series at Worcester (4/11-4/16)... went 119AB between HR on 4/15 and 5/30, hitting .107/.258/.120 in 75AB from 4/29-5/28... went 4x5 with a double and triple on 6/4 at Iowa... tied career highs with 2HR (3rd and 4th) and 4RBI (7th and 8th) in consecutive games on 7/3 vs. Toledo and 7/4 at Nashville... doubled, tripled and homered on 7/20 at Louisville (2RBI)... from 5/30-7/23, had 28XBH with a .599SLG over 43G (17XBH and .311SLG in other 72G)... slumped to .200/.294/.293 with 1HR and 7RBI over final 25G, interrupted by a **stint on the DL with a sore right elbow (9/13-9/21, did not play any games from 8/31-9/22)**.

Career Notes

Transactions: Selected by Cleveland in the 13th round (400th) of the 2019 draft... **2019-** AZL Indians (6/17-8/26), DL (6/22-8/26, right elbow surgery)... **2021-** Lynchburg (5/4-7/23), DL (6/23-7/23, strained left hamstring), rehab with AZL Indians (7/12-7/23), Lake County (7/24-9/19), Akron (playoffs)... **2022-** Akron (4/8-9/18)... **2023-** Columbus (3/31-9/24), DL (9/13-9/21, sore right elbow).

Recognition: Player of the Month (2022- Eastern, June)... Batter of the Week (2022- Eastern, 6/20-6/26, 6/27-7/3).

Highlights: **2022-** went 3x4 (double, triple, HR) with 4RBI on 5/25 vs. New Hampshire, had 2HR and 4RBI on 6/10 at Somerset, had 14G hit streak from 6/21-7/8 (.442/.523/.885, 5HR, 16RBI), had 4G HR streak from 6/26-6/30... **2021-** homered in first pro AB (5/4 vs. Fredericksburg), homered twice on 7/22 vs. AZL White Sox (rehab game), had 10G hit streak (.410, 16x39) from 7/25-8/6, had 4RBI game on 7/30 at Dayton.

Postseason: Akron ('21).

Personal: Attended Point Loma Nazarene University (CA)... father, Jeff Pries (1st round pick of New York-AL in 1984), pitched for Columbus in 1986... grandfather, Don Pries, is in the Baltimore Orioles Hall of Fame (scout, Director of Player Development, Assistant GM).

Single Game Career Highs			
Stat	#	Times	Last Time
R	4	1	6/22/22
H	4	2	7/4/23
2B	2	1	5/11/21
HR	2	4	7/4/23
RBI	4	8	7/4/23
SB	2	2	7/31/22
Hit Streak	14	1	6/21-7/8/22
OB Streak	20	2	6/24-7/21/23

CAREER STATISTICS

Year	Club	Class	G	AVG	AB	R	H	2B	3B	HR	RBI	BB	K	SB	CS	OBP	SLG	HBPSAC	SF
19	DNP																		
20	DNP																		
21	AZL Indians	R	5	.471	17	4	8	0	1	3	6	1	3	0	0	.500	1.118	0	0
	Lynchburg	A	22	.320	75	17	24	7	2	2	13	9	19	6	0	.404	.547	3	0
	Lake County	A+	45	.267	161	19	43	6	1	7	21	12	55	8	1	.341	.447	6	0
22	Akron	AA	122	.266	448	63	119	29	5	18	73	42	117	20	4	.341	.473	11	0
23	Columbus	AAA	115	.232	401	64	93	27	4	14	43	47	101	3	4	.328	.424	12	0
	Minor League Totals		309	.260	1102	167	287	69	13	44	156	111	295	37	9	.343	.466	32	0
	Major League Totals		-	0	0	0	0	0	0	0	0	0	0	0	0	-	-	0	0

BRAYAN ROCCHIO INF

BATS: S **THROWS:** R
HT: 5-10 **WGT:** 175
BIRTHDATE: 1/13/01 (23); Caracas, VZ
RESIDES: Caracas, VZ
ACQUIRED: Signed as a non-drafted free agent on 7/2/17



Last Season

Started the year with Columbus... hit safely in 24 of first 25G, including career long 16G hit streak from 4/11-5/3 (.388, 26x67)... during streak, went 3x5 with a double and 5RBI on 4/13 at Worcester and was recalled to Cleveland for a day (4/19, DNP)... had second stint in Cleveland from 5/16-5/18, picking up a hit in MLB debut on 5/16 at Chicago-AL... collected trio of doubles and 4RBI on 5/24 vs. Indianapolis... after third stint in MLB (6/2-6/4), slumped to .173 (14x81) over 21G from 6/6-6/30... had second 16G hit streak from 7/1-7/26 (.379, 25x66) and was recalled to Cleveland on 8/2... played 15G over three weeks, hitting a pair of doubles with 2RBI on 8/10 vs. Toronto... optioned on 8/25... went 3x3 with a double, HR and 5RBI on 9/3 at St. Paul... ended year in Cleveland (4G, 9/27-10/1).

Career Notes

Transactions: Signed by Cleveland as a non-drafted free agent on 7/2/17... **2018-** DSL Indians (6/2-7/7), AZL Indians (7/8-8/27)... **2019-** Mahoning Valley (6/14-9/2)... **2021-** Lake County (5/4-7/29), Akron (7/30-9/19)... **2022-** Akron (4/8-8/19), **DL (5/8-5/16, concussion)**, Columbus (8/20-9/28)... **2023-** Columbus (3/31-4/18, 4/20-5/15, 5/19-6/1, 6/5-8/1, 8/24-9/24), Cleveland (4/19, 5/16-5/18, 6/2-6/4, 8/2-8/23, 9/27-10/1).

Recognition: Postseason All-Star (2018- Arizona)... Batter of the Week (2021- Eastern, 9/6-9/12; 2019- New York-Penn, 8/19-8/25)... *Baseball America* (Cleveland: 2024- 2nd, Best Strike Zone Discipline, Best Defensive Infielder; 2023- 5th, Best Defensive Infielder; 2022- 3rd, Best Defensive Infielder; 2021- 7th, Best Defensive Infielder; 2020- 5th, Best Defensive Infielder; 2019- 9th).

Highlights: **2022-** reached base in first 15G to extend on base streak to 36G (dating to 8/27/21), hit .368/.427/.632 (8HR, 22RBI) over 29G from 6/12-7/26, 2HR (5RBI) on 6/30 at Erie, 4HR in 7G from 8/28-9/4... **2021-** 4x4 (2RBI) on 7/13 at Lansing, HR in back to back games on 8/15 at Reading (4RBI) and 8/17 vs. Harrisburg (3RBI), reached base in 35 of last 36G (.371OBP)... **2019-** hit .329 (24x73) with 3HR and 15RBI over 18G from 8/5-8/26... **2018-** went 4x5 (double) with 2RBI on 6/20 vs. DSL Rays, had .411OBP in last 20G in the DSL, hit .373 (47x126) over final 31G of the season (15 multi-hit efforts).

Postseason: Akron ('21), AZL Indians ('18); La Guaira (VWL, '21-23).

Single Game Career Highs

Stat	#	Times	Last Time
R	4	1	7/14/21
H	4	5	7/4/23
2B	3	1	5/24/23
HR	2	1	6/30/22
RBI	5	3	9/3/23
SB	2	9	6/24/23
Hit Streak	16	2	7/1-7/26/23
OB Streak	36	1	8/27/21-4/26/22

CAREER STATISTICS

Year	Club	Class	G	AVG	AB	R	H	2B	3B	HR	RBI	BB	K	SB	CS	OBP	SLG	HBPSAC	SF	
18	DSL Indians	R	25	.323	99	19	32	2	3	1	12	5	14	8	5	.391	.434	6	1	0
	AZL Indians	R	35	.343	143	21	49	10	1	1	17	10	17	14	8	.389	.448	2	1	2
19	Mahoning	SS	69	.250	268	33	67	12	3	5	27	20	40	14	8	.310	.373	4	1	2
20	DNP																			
21	Lake County	A+	64	.265	257	45	68	13	1	9	33	20	65	14	6	.337	.428	9	0	2
	Akron	AA	44	.293	184	34	54	13	4	6	30	13	41	7	4	.360	.505	6	0	0
22	Akron	AA	99	.265	373	62	99	21	1	13	48	42	81	12	6	.349	.432	9	2	6
	Columbus	AAA	33	.234	137	21	32	6	0	5	16	12	21	2	3	.298	.387	1	1	1
23	Columbus	AAA	116	.280	468	81	131	33	6	7	65	60	66	25	7	.367	.421	6	0	3
	Cleveland	MLB	23	.247	81	9	20	6	0	0	8	4	27	0	0	.279	.321	0	0	1
	Minor League Totals		485	.276	1929	316	532	110	19	47	248	182	345	96	47	.349	.426	43	6	16
	Major League Totals		23	.247	81	9	20	6	0	0	8	4	27	0	0	.279	.321	0	0	1

JOHNATHAN RODRIGUEZ OF

BATS: R **THROWS:** R
HT: 6-3 **WGT:** 220
BIRTHDATE: 11/4/99 (24); Bayamon, PR
RESIDES: Toa Baja, PR
ACQUIRED: Selected in the 3rd round (102nd overall) of the 2017 draft



Last Season

Began the season with Akron... hit 1HR in April, 4/29 at Binghamton... tied career best with 16G on base streak from 5/5-5/25 (.406OBP; one of six streaks of at least 12G)... hitless from 5/26-5/30 (16AB), dropping average to .218... hit .345/.410/.643 with 12HR and 36RBI over next 45G before promotion to Columbus on 7/26... hot streak included 4-hit game (6/3 vs. Hartford), 4RBI game (6/7 at Portland), 4R game (6/9 at Portland), pair of 2HR games (6/18 at New Hampshire, 7/22 vs. Richmond) and 14G hit streak from 6/22-7/6 (.360, 18x50)... kicked off 13G hit streak (.360, 18x50, 7HR, 15RBI) with a double, triple, HR and 5RBI on 8/10 at Toledo... homered twice on 8/12 at Toledo (3RBI)... had pinch-hit, walk-off groundout on 9/7 vs. Scranton/WB... following the season, hit .269/.363/.359 with 3HR and 17RBI for Carolina in the Puerto Rican Winter League.

Career Notes

Transactions: Selected by Cleveland in the 3rd round (102nd) of the 2017 draft... **2017-** AZL Indians (6/24-9/2)... **2018-** AZL Indians (6/18-8/27)... **2019-** Mahoning Valley (6/14-9/2)... **2021-** Lynchburg (5/4-8/23), **DL (6/3-6/24, sprained right wrist)**, Lake County (8/24-9/19)... **2022-** Lake County (4/8-8/14), Akron (8/15-9/18)... **2023-** Akron (4/6-7/25), Columbus (7/26-9/24).

Single Game Career Highs

Stat	#	Times	Last Time
R	5	1	7/22/22
H	4	5	6/3/23
2B	2	4	8/5/23
3B	2	1	4/9/22
HR	2	7	8/12/23
RBI	5	1	8/10/23
Hit Streak	15	1	6/18-7/10/22
OB Streak	16	2	5/5-5/25/23

Recognition: Postseason All-Star (2023- Eastern; 2022- Midwest)... Batter of the Month (2022- Midwest, July)... Batter of the Week (2022- Midwest, 8/8-8/14)... *Baseball America* (Cleveland: 2024- 24th, Best Outfield Arm; 2023- Best Outfield Arm; 2022- Best Outfield Arm; 2021- Best Outfield Arm; 2020- Best Outfield Arm; 2019- 29th, Best Outfield Arm; 2018- 21st, Best Outfield Arm).

Highlights: **2022-** tripled twice on 4/9 at Lansing, hit .356/.406/.781 with 19HR and 45RBI over 40G from 6/18-8/14, consecutive 4-hit games 7/16 vs. Dayton and 7/22 at Lansing (scored 5R)... **2021-** hit in 21 of 22 from 7/13-8/14 (.393), had 2HR and 4RBI on 9/9 vs. Dayton... **2019-** first 2HR game on 7/30 vs. Aberdeen (had 2HR in previous 114G to start career)... **2018-** 4x5 (4RBI) on 8/18 at AZL Cubs.

Postseason: AZL Indians ('18); Carolina (PWL, '21-23), Manati (PWL, '20).

Personal: Attended the Carlos Beltran Baseball Academy in Puerto Rico.

CAREER STATISTICS

Year	Club	Class	G	AVG	AB	R	H	2B	3B	HR	RBI	BB	K	SB	CS	OBP	SLG	HBPS	SF	
17	AZL Indians	R	31	.250	96	13	24	4	2	0	11	21	23	0	1	.381	.333	0	1	
18	AZL Indians	R	47	.294	187	36	55	10	4	1	22	22	44	8	3	.370	.406	1	0	
19	Mahoning	SS	66	.247	231	36	57	15	4	6	27	21	67	4	2	.318	.424	4	0	
20	DNP																			
21	Lynchburg	A	59	.314	220	29	69	13	1	5	33	16	54	3	1	.363	.450	2	0	
	Lake County	A+	24	.215	79	9	17	4	0	2	11	9	22	2	1	.311	.342	2	0	
22	Lake County	A+	79	.292	295	48	86	16	2	21	59	22	92	2	0	.346	.573	3	0	
	Akron	AA	28	.206	107	10	22	7	2	5	15	5	43	0	1	.239	.449	0	0	
23	Akron	AA	88	.289	322	42	93	14	2	18	55	34	97	3	2	.364	.512	5	0	
	Columbus	AAA	47	.280	175	32	49	12	2	11	33	25	66	0	0	.376	.560	2	0	
Minor League Totals			469	.276	1712	255	472	95	19	69	266	175	508	22	11	.348	.474	19	1	
Major League Totals			-	0	0	0	0	0	0	0	0	0	0	0	0	-	-	0	0	



ERIK SABROWSKI LHP

BATS: R

THROWS: L

HT: 6-4

WGT: 235

BIRTHDATE: 10/31/97 (26); Edmonton, CAN

RESIDES: Wilmington, NC

ACQUIRED: Selected from San Diego in the minor league phase of the Rule 5 draft on 12/8/21

Last Season

Started the season on Akron's DL, recovering from left elbow surgery... activated on 5/30... went 3-0 and did not allow a run through first 8G (11.0IP, 3H, 7BB, 14K)... hot start was interrupted by a stint on the DL from 7/7-7/29... gave up 3ER in 1.0IP at Harrisburg on 8/9, surrendering first HR since 7/13/21 with Fort Wayne at West Michigan... after scoreless outing on 8/13 at Harrisburg (1.0IP), gave up 2ER in 0.1IP vs. Erie on 8/16... from that point on, went 1-0 with a 1.08ERA over last 9G (8.1IP, 4H, 1R, 1ER, 9BB, 10K)..

Career Notes

Transactions: Selected by San Diego in the 14th round (411th) of the 2018 draft... **2018-** AZL Padres (6/18-8/27), DL (6/18-8/27, left elbow surgery)... **2019-** AZL Padres (6/17-8/26), DL (6/17-8/26, recovering from left elbow surgery)... **2021-** Fort Wayne (5/4-9/19), DL (5/4-6/10, recovering from left elbow surgery; 8/20-9/19, injury)... selected by Cleveland from San Diego in the minor league phase of the Rule 5 Draft on 12/8/21... **2022-** Akron (4/8-9/18), DL (4/8-9/18, left elbow surgery)... **2023-** Akron (4/6-9/17), DL (4/6-5/29, recovering from left elbow surgery; 7/7-7/29, injury).

Recognition: None.

Highlights: **2021-** started career with a 0.90ERA in first 4G (10.0IP, 6H, 1R, 1ER, 4BB, 21K), had 9K in 4.0IP vs. Great Lakes on 7/1.

Postseason: Peoria (AFL, '23).

Personal: Attended Cloud County Community College (Concordia, KS).

CAREER STATISTICS

Year	Club	Class	W-L	ERA	G	GS	CG	SHO	SV	SVO	IP	H	R	ER	HR	HB	BB	K	AVG
18	DNP																		
19	DNP																		
20	DNP																		
21	Fort Wayne	A+	2-0	1.86	8	3	0	0	0	0	29.0	18	6	6	1	1	12	41	.182
22	DNP																		
23	Akron	AA	4-0	2.49	20	0	0	0	0	0	21.2	13	6	6	1	0	18	28	.176
Minor League Totals			6-0	2.13	28	3	0	0	0	0	50.2	31	12	12	2	1	30	69	.179
Major League Totals			0-0	-	0	0	0	0	0	0	0.0	0	0	0	0	0	0	0	-

DANIEL SCHNEEMANN INF

BATS: R **THROWS:** R
HT: 6-0 **WGT:** 200
BIRTHDATE: 1/23/97 (27); San Diego, CA
RESIDES: Provo, UT
ACQUIRED: Selected in the 33rd round (1,003rd overall) of the 2018 draft



Last Season

Spent the whole season with Columbus... started the year 3x18 (.167) through first 8G... **placed on the DL with a strained left hamstring on 4/20...** activated on 5/6 and tied career best with a 9G hit streak (5/6-5/17, .414, 12x29)... went hitless in three straight (5/23-5/27), then proceeded to slash .320/.419/.490 over next 39G, culminating in a new career best 10G hit streak from 6/30-7/14 (.386, 17x44)... hot streak included career high 5R on 6/28 vs. Toledo (tied career high in hits: 4x6, double, HR, 3RBI), a 4x4 game on 7/3 vs. Toledo and a 4RBI game on 7/5 at Nashville (tied career high)... followed up with 16G stretch at .200 (13x65) before second 10G hit streak from 8/3-8/16 (.317, 13x41)... finished season in a 25G slump, slashing .159/.221/.273 over final 88AB.

Career Notes

Transactions: Selected by Cleveland in the 33rd round (1,003rd) of the 2018 draft... **2018-** AZL Indians (6/18-8/31), Lake County (9/1-9/2)... **2019-** Lake County (4/26-9/2), **DL (5/14-6/1, injury; 7/23-8/1, strained left forearm)**... **2021-** Lake County (5/4-6/28), Akron (6/29-9/19), **DL (8/1-9/19, broken right hand)**... **2022-** Columbus (4/5-4/7), Akron (4/8-9/18)... **2023-** Columbus (3/31-9/24), **DL (4/20-5/5, strained left hamstring)**.

Single Game Career Highs			
Stat	#	Times	Last Time
R	5	1	6/28/23
H	4	4	7/3/23
2B	2	4	8/15/23
RBI	4	3	7/5/23
SB	2	7	8/16/23
Hit Streak	10	2	8/3-8/16/23
OB Streak	13	1	4/15-5/17/23

Recognition: Batter of the Week (2019- Midwest, 7/8-7/14).

Highlights: **2022-** went 4x5 (triple, HR) with 3RBI on 5/19 at Binghamton, had 9G hit streak from 7/15-7/29 (.469, 15x32), homered in back to back games on 7/17 at Bowie (3RBI) and 7/22 vs. Erie (2RBI)... **2021-** went 2x3 (grand slam, 4RBI) and 2SB on 6/23 at Great Lakes, went 6x11 (double, 2HR) with 6RBI over 3G from 7/1-7/3 vs. Bowie... **2019-** doubled twice on 7/3 vs. Fort Wayne, went 4x4 (triple) with an RBI on 7/13 at Burlington, was 3x4 (double) with 4RBI on 8/12 vs. West Michigan, went 2x4 with 2RBI on 9/5 at Great Lakes in the Midwest League Playoffs... **2018-** hit .333 (7x21) with 2HR and 10RBI over 7G from 6/21-7/5.

Postseason: Lake County ('19), AZL Indians ('18).

Personal: Attended Brigham Young University.

CAREER STATISTICS

Year	Club	Class	G	AVG	AB	R	H	2B	3B	HR	RBI	BB	K	SB	CS	OBP	SLG	HBPSAC	SF	
18	AZL Indians	R	41	.206	136	29	28	8	1	3	14	22	37	2	0	.313	.346	0	1	2
	Lake County	A	2	.000	7	1	0	0	0	0	0	4	0	0	0	.000	.000	0	0	0
19	Lake County	A	70	.287	230	26	66	10	2	2	30	25	50	6	4	.366	.374	5	0	2
20	DNP																			
21	Lake County	A+	26	.235	85	9	20	3	1	3	13	6	24	6	0	.283	.400	0	0	1
	Akron	AA	25	.268	82	7	22	3	0	3	17	9	20	3	1	.348	.415	1	0	0
22	Columbus	AAA	2	.000	7	0	0	0	0	0	0	1	2	0	0	.125	.000	0	0	0
	Akron	AA	112	.205	380	57	78	11	2	6	38	46	99	20	4	.286	.292	0	3	7
23	Columbus	AAA	114	.267	419	67	112	30	1	13	60	59	100	17	3	.360	.437	3	1	2
	Minor League Totals		392	.242	1346	196	326	65	7	30	172	168	336	54	12	.327	.368	9	5	14
	Major League Totals		-	0	0	0	0	0	0	0	0	0	0	0	0	-	-	0	0	0



DAVIS SHARPE RHP

BATS: R **THROWS:** R

HT: 6-4 **WGT:** 215

BIRTHDATE: 1/30/00 (24); Arlington, TX

RESIDES: Dacula, GA

ACQUIRED: Selected in the 13th round (396th overall) of the 2021 draft

Last Season

Spent the season in the Akron bullpen... went 2-2 with a 3.60ERA (20.0IP, 24H, 11R, 8ER, 6BB, 17K) through first 12G, converting a single save (4/13 at Bowie) in four chances... did not give up multiple ER in any of next 21G (5/27-8/16), going 5-1 with a 1.48ERA (30.1IP, 20H, 10R, 5ER, 6BB, 36K)... got roughed up over final 8G of the season, allowing a total of 16ER in 10.1IP (only two scoreless outings)... surrendered 5HR in 55AB over season ending cold spell (3HR in 188AB to start season).

Career Notes

Transactions: Selected by Pittsburgh in the 34th round (1,014th) of the 2018 draft, did not sign... selected by Cleveland in the 13th round (396th) of the 2021 draft... **2022-** Lynchburg (4/8-6/6), Lake County (6/7-9/11)... **2023-** Akron (4/6-9/17).

Recognition: None.

Highlights: **2022-** retired 27 of 29 batters without allowing a hit (2BB, 13K) from 4/9-5/4, earned first save on 4/27 vs. Salem (0.1IP), went 4-0 and converted all three save chances with a 1.75ERA (25.2IP, 21H, 7R, 5ER, 4BB, 29K) over 11G from 6/14-7/30, did not allow a run over 9G from 8/7-9/4 (14.0IP, 6H, 1BB, 11K).

Postseason: Lake County ('22).

Personal: Attended Clemson University.

CAREER STATISTICS

Year	Club	Class	W-L	ERA	G	GS	CG	SHO	SV	SVO	IP	H	R	ER	HR	HB	BB	K	AVG
22	Lynchburg	A	3-2	1.42	15	0	0	0	1	1	25.1	19	6	4	1	2	5	39	.207
	Lake County	A+	5-1	2.35	23	0	0	0	3	5	46.0	34	14	12	6	3	7	48	.209
23	Akron	AA	7-5	4.30	41	0	0	0	3	11	60.2	67	38	29	8	5	16	64	.276
Minor League Totals			15-8	3.07	79	0	0	0	7	17	132.0	120	58	45	15	10	28	151	.241
Major League Totals			0-0	-	0	0	0	0	0	0	0.0	0	0	0	0	0	0	0	-



CADE SMITH RHP

BATS: R **THROWS:** R
HT: 6-5 **WGT:** 230
BIRTHDATE: 5/9/99 (24); Abbotsford East, CAN
RESIDES: Abbotsford East, CAN
ACQUIRED: Signed as a non-drafted free agent on 6/18/20

Last Season

Split the year between Akron and Columbus, beginning in Double-A... in 13 save opportunities with Akron, converted all of them while posting a 0.59ERA (15.1IP, 9H, 1R, 1ER, 3BB, 18K) and allowing a .173 average against (9x52, solo HR on 5/19 at Richmond accounted for only run allowed)... in 4G without a save chance, owned an 8.10ERA (6.2IP, 8H, 8R, 6ER, 6BB, 11K)... transferred to Columbus for the remainder of the season on 6/6... surrendered HR to first batter faced in Triple-A, 6/8 vs. Louisville (2HR, first multi-HR game of career)... in addition to 4ER in Triple-A debut, gave up 3ER on 7/5 at Nashville and 3ER on 7/26 vs. Omaha, resulting in a 6.11ERA (17.2IP, 12ER) through first 12G... posted a 0.00ERA (13.1IP, 6H, 1R, 8BB, 22K) over next 13G (7/29-8/31), converting a pair of saves... gave up a HR on 9/3 at St. Paul (snapped streak of 130BF without, dating to Triple-A debut) and blew a save (snapped streak of 23 successful conversions, from 8/3/22-8/17/23), kicking off a season-ending 7G stretch that saw an 8.38ERA (9.2IP, 9ER) despite incredible 20-0 strikeout to walk ratio... blew second straight save opportunity on the season's final day, 9/24 vs. Omaha (L, 1.0IP, 2ER).

Career Notes

Transactions: Selected by Minnesota in the 16th round of the 2017 draft, did not sign... signed by Cleveland as a non-drafted free agent on 6/18/20... **2021-** Lynchburg (5/22-9/13), Lake County (9/14-9/19)... **2022-** Lake County (4/8-6/20), Akron (6/21-9/18)... **2023-** Akron (4/6-6/5), Columbus (6/6-9/24).

Recognition: *Baseball America* (Cleveland: 2024- 25th).

Highlights: **2022-** was 1-0 with five saves and a 1.13ERA (16.0IP, 12H, 3R, 2ER, 9BB, 31K) through 14G (4/9-5/29), had streak of 216BF without a HR snapped on 7/10 vs. Altoona (dated to 7/25/21), went 2-0 with a 0.59ERA from 7/14-9/18 and converted all eight save opportunities (30.2IP, 14H, 3R, 2ER, 12BB, 47K)... **2021-** perfect in win at Salem on 6/24 (3.0IP, 3K), had a 1.78ERA (25.1IP, 10H, 6R, 5ER, 12BB, 39K) over final 19G (converted all four save opportunities).

Postseason: Peoria (AFL, '22).

Personal: Attended the University of Hawaii.

CAREER STATISTICS

Year Club	Class	W-L	ERA	G	GS	CG	SHO	SV	SVO	IP	H	R	ER	HR	HB	BB	K	AVG
21 Lynchburg	A	2-3	4.28	30	0	0	0	4	6	40.0	25	23	19	3	4	21	64	.177
Lake County	A+	0-0	0.00	3	0	0	0	1	1	3.0	0	0	0	0	1	4	.000	
22 Lake County	A+	2-1	3.00	20	0	0	0	5	6	24.0	15	10	8	0	3	14	44	.172
Akron	AA	2-1	2.89	24	0	0	0	8	9	37.1	23	13	12	1	5	21	55	.181
23 Akron	AA	1-0	2.86	17	0	0	0	13	13	22.0	17	9	7	1	2	9	29	.213
Columbus	AAA	4-3	4.65	30	0	0	0	2	4	40.2	37	22	21	6	2	19	66	.236
Minor League Totals		11-8	3.61	124	0	0	0	33	39	167.0	117	77	67	11	16	85	262	.195
Major League Totals		0-0	-	0	0	0	0	0	0	0.0	0	0	0	0	0	0	0	-



HUNTER STANLEY RHP

BATS: R **THROWS:** R

HT: 5-11 **WGT:** 203

BIRTHDATE: 11/25/97 (26); Hammond, LA

RESIDES: Tickfaw, LA

ACQUIRED: Selected in the 11th round (336th overall) of the 2021 draft

Last Season

Pitched the whole year for Akron... Double-A debut on 4/8 vs. Erie in relief was 5th career game (5.0IP, 3H, OR, OER, 1BB, 6K)... went 0-3 with a 5.96ERA (25.2IP, 17ER) over next 6GS (4/15-5/19), inflated by a 0.1IP, 3ER loss on 5/6 vs. Portland (35 pitches)... won each of next 2GS, 5/25 at Bowie (7.0IP, 2H, 1R, 1ER, 2BB, 3K) and 5/31 vs. Hartford (6.1IP, 5H, OR, OER, 1BB, 4K)... had a 7.67ERA (31.2IP, 27ER) and allowed 10HR from 6/6-7/18 (7G, 134AB; surrendered 3HR over 166AB in previous 9G, would go on to give up 3HR over 167AB in final 10G)... cold spell had a pair of bright spots, with quality start win at New Hampshire on 6/18 (6.0IP, 5H, 2R, 2ER, 2BB, 6K) and "quality start" relief appearance on 7/7 vs. Harrisburg (6.1IP, 4H, 2R, 2ER, 0BB, 4K)... went 0-4 with a 4.82ERA (37.1IP, 20ER) in 9GS from 7/23-9/8 before season ending shutout start on 9/14 vs. Altoona (W, 6.0IP, 2H, 2BB, 4K)..

Career Notes

Transactions: Selected by Cleveland in the 11th round (336th) of the 2021 draft... **2022-** Lake County (4/8-9/11), **DL (5/3-9/11, strained right elbow)**... **2023-** Akron (4/6-9/17).

Recognition: None.

Highlights: **2022-** allowed 1ER through first 3G (10.2IP).

Postseason: Peoria (AFL, '22).

Personal: Attended the University of Southern Mississippi after transferring from Meridian Community College (Meridian, MS).

CAREER STATISTICS

Year	Club	Class	W-L	ERA	G	GS	CG	SHO	SV	SVO	IP	H	R	ER	HR	HB	BB	K	AVG
22	Lake County	A+	2-1	1.84	4	0	0	0	0	1	14.2	11	3	3	1	0	5	14	.212
23	Akron	AA	4-11	4.92	26	24	0	0	0	0	119.0	116	76	65	16	1	49	108	.248
Minor League Totals			6-12	4.58	30	24	0	0	0	1	133.2	127	79	68	17	1	54	122	.245
Major League Totals			0-0	-	0	0	0	0	0	0	0.0	0	0	0	0	0	0	0	-

MYLES STRAW OF

BATS: R **THROWS:** R

HT: 5-10 **WGT:** 190

BIRTHDATE: 10/17/94 (29); Garden Grove, CA

RESIDES: Palmetto, FL

ACQUIRED: Traded by Houston for C Yanier Diaz and RHP Phil Maton on 7/30/21



Last Season

Spent the season with Cleveland... after going 0x3 on opening day, came back with a 10G hit streak from 3/31-4/10 (.375, 12x32)... had a .599OPS over 82G from 4/15-7/21, then went hitless in 11 of 16G from 7/22-8/10 (.367OPS)... homered on 8/11 at Tampa Bay, snapping streak of 1,040AB without (8/27/21-8/10/23)... went 5x43 (.116) in 17G from 9/2-9/23 before finishing the season with four straight 2-hit games.

Career Notes

Transactions: Selected by Houston in the 12th round (349th) of the 2015 draft... **2015-** Greenville (6/22-8/29)... **2016-** Quad Cities (5/19-8/11), Lancaster (8/12-9/5)... **2017-** Buies Creek (4/6-8/21), Corpus Christi (8/22-9/4)... **2018-** Corpus Christi (4/5-6/15), Fresno (6/16-9/3), Houston (9/15-10/1)... **2019-** Round Rock (4/4-5/28, 8/2-8/12, 8/14-8/20, 8/27-9/2), Houston (5/29-8/1, 8/13, 8/21-8/26, 9/5-9/29)... **2020-** Houston (7/23-9/27)... **2021-** Houston (4/1-7/29)... **traded by Houston to Cleveland for C Yanier Diaz and RHP Phil Maton on 7/30/21...** Cleveland (7/31-10/3)... **2022-** Cleveland (4/7-10/5)... **2023-** Cleveland (3/30-10/1).

Single Game Career Highs			
Stat	#	Times	Last Time
R	3	20	9/19/22^
H	5	3	5/26/18
2B	2	10	7/27/22^
3B	2	1	6/11/16
RBI	3	4	7/11/22^
SB*	3	6	9/10/21^
Hit Streak	18	1	7/28-8/19/16
OB Streak	23	1	5/9-6/4/17

*- 38 multi-SB games
^- last in MLB

Recognition: Gold Glove (2022- American)... Postseason All-Star (2017- Carolina)... Midseason All-Star (2018- Texas; 2017- Carolina)... Player of the Month (2017- Carolina, June)... *Baseball America* (Houston: 2019- 15th, Best Strike-Zone Discipline, Best Defensive Outfielder, Best Outfield Arm; 2018- 17th, Fastest Baserunner, Best Strike-Zone Discipline, Best Outfield Arm; 2017- Fastest Baserunner).

Highlights: **2022-** 11G hit streak from 9/13-9/22 (.395, 15x38)... **2021-** 4x6 on 6/24 at Detroit, 3SB on 9/10 vs. Milwaukee, 4x5 on 9/26 vs. Chicago-AL... **2019-** 17G on base streak (6/6-7/11)... **2018-** MLB debut on 9/15 vs. Arizona (PR), first hits on 9/26 at Toronto (2x3), first HR on 9/29 at Baltimore .

Postseason: Cleveland('22), Houston('18, '20), Round Rock('19), Fresno('18), Lancaster('16), Greenville ('15).

CAREER STATISTICS

Year	Club	Class	G	AVG	AB	R	H	2B	3B	HR	RBI	BB	K	SB	CS	OBP	SLG	HBPS	SF	
15	Greenville	R	58	.268	209	47	56	10	3	0	13	29	51	22	9	.355	.344	1	6	3
16	Quad Cities	A	68	.374	270	40	101	14	6	0	22	29	58	17	10	.432	.470	0	6	2
	Lancaster	A+	19	.303	76	21	23	4	0	1	5	11	17	4	2	.393	.395	1	1	1
17	Buies Creek	A+	114	.295	437	81	129	17	7	1	41	87	70	36	9	.412	.373	2	4	3
	Corpus Christi	AA	13	.239	46	9	11	0	0	0	3	7	9	2	0	.340	.239	0	1	0
18	Corpus Christi	AA	65	.327	251	47	82	7	3	1	17	35	42	35	6	.414	.390	4	2	2
	Fresno	AAA	66	.257	265	48	68	10	3	0	14	38	60	35	3	.349	.317	0	0	1
	Houston	MLB	9	.333	9	4	3	0	0	1	1	1	0	2	0	.400	.667	0	0	0
19	Round Rock	AAA	66	.321	277	46	89	11	3	1	33	32	50	19	4	.391	.394	1	1	2
	Houston	MLB	56	.269	108	27	29	4	2	0	7	19	24	8	1	.378	.343	0	1	0
20	Houston	MLB	33	.207	82	8	17	4	0	0	8	4	22	6	2	.244	.256	0	0	0
21	Houston	MLB	98	.262	325	44	85	13	1	2	34	38	71	17	5	.339	.326	2	1	4
	Cleveland	MLB	60	.285	239	42	68	16	0	2	14	29	50	13	1	.362	.377	0	0	0
22	Cleveland	MLB	152	.221	535	72	118	22	3	0	32	54	87	21	1	.291	.273	1	2	4
23	Cleveland	MLB	147	.238	462	52	110	18	3	1	29	42	97	20	6	.301	.297	2	6	6
	Minor League Totals		469	.305	1831	339	559	73	25	4	148	268	357	170	43	.394	.379	9	21	14
	Major League Totals		555	.244	1760	249	430	77	9	6	125	187	351	87	16	.316	.309	5	10	14



PETER STRZELECKI RHP

BATS: R **THROWS:** R

HT: 6-2 **WGT:** 216

BIRTHDATE: 10/24/94 (29); Queens, NY

RESIDES: Palm Beach, FL

ACQUIRED: Traded by Arizona for cash on 3/28/24

Last Season

Started the year in the Milwaukee bullpen... went 2-0 with a 0.66ERA (13.2IP, 10H, 1R, 1ER, 1BB, 9K) through first 14G (3/30-4/29)... starting with back to back losses in Colorado to start May, went 1-5 with a 6.95ERA (22.0IP, 22H, 17R, 17ER, 9BB, 28K) over next 22G (5/2-6/27)... optioned to Nashville on 6/28 and allowed runs in each of first 3G (3.2IP, 6ER)... recalled to Milwaukee on 7/30, but did not pitch before getting traded to Arizona for LHP Andrew Chafin on 8/1... assigned to Reno and was scoreless through 5G, aside from 0.1IP, 3ER outing vs. Salt Lake on 8/12... recalled to Arizona for one day (1.1IP, 1H, 2BB on 8/19 at San Diego)... went 0-1 with a 10.13ERA (8.0IP, 9ER) over last 8G with Reno (allowed 23 baserunners in 8.0IP; 10H, 2HB, 11BB).

Career Notes

Transactions: Signed by Milwaukee as a non-drafted free agent on 6/13/18... **2018-** AZL Brewers (6/18-6/22), Helena (6/23-8/27)... **2019-** Wisconsin (4/4-7/31), Carolina (8/1-8/29)... **2021-** Bixoli (5/4-9/14), Nashville (9/15-10/3)... **2022-** Nashville (4/5-5/29, 6/3-6/10, 6/25-7/26, 8/3-8/12), Milwaukee (5/30-6/2, 6/11-6/24, 7/27-8/2, 8/13-10/5)... **2023-** Milwaukee (3/30-6/27, 7/30-7/31), Nashville (6/28-7/29)... traded by Milwaukee to Arizona for LHP Andrew Chafin on 8/1/23... Reno (8/1-8/18, 8/20-10/1), **DL (9/20-9/28, strained left oblique)**... **2024-** traded by Arizona to Cleveland for cash on 3/28/24.

Recognition: None.

Highlights: **2022-** MLB debut on 6/2 vs. San Diego (W, 2.0IP, 2H, 1R, 1ER, 2BB, 3K), did not allow a run over last 9G in the Majors (9.1IP), earned first MLB save on 10/4 vs. Arizona (1.0IP)... **2021-** had 0.49ERA (18.1IP, 1ER) over 15G from 5/19-7/10... **2019-** started season with 1.31ERA (20.2IP, 3ER) in first 15G (4/5-5/26)... **2018-** notched first career save on 6/29 at Billings (0.2IP).

Postseason: None.

Personal: Attended the University of South Florida after transferring from Palm Beach State College.

CAREER STATISTICS

Year	Club	Class	W-L	ERA	G	GS	CG	SHO	SV	SVO	IP	H	R	ER	HR	HB	BB	K	AVG
18	AZL Brewers	R	0-0	4.50	2	0	0	0	0	0	2.0	3	2	1	0	1	0	3	.333
	Helena	R	2-2	5.60	21	0	0	0	3	6	27.1	26	20	17	2	0	11	38	.248
19	Wisconsin	A	0-1	3.22	31	0	0	0	3	3	44.2	44	18	16	4	1	13	47	.262
	Carolina	A+	2-0	2.51	8	0	0	0	0	0	14.1	11	4	4	0	2	1	19	.212
20	DNP																		
21	Biloxi	AA	0-2	3.45	36	0	0	0	1	1	47.0	42	19	18	5	4	17	65	.237
	Nashville	AAA	0-0	3.60	4	0	0	0	0	0	5.0	4	2	2	1	0	1	6	.235
22	Nashville	AAA	4-0	2.84	27	0	0	0	3	4	31.2	18	10	10	4	2	10	50	.168
	Milwaukee	MLB	2-1	2.83	30	0	0	0	1	3	35.0	28	13	11	2	1	15	40	.220
23	Nashville	AAA	0-0	7.04	7	0	0	0	1	2	7.2	7	7	6	0	1	4	11	.226
	Milwaukee	MLB	3-5	4.54	36	0	0	0	0	1	35.2	32	18	18	3	8	10	37	.235
	Reno	AAA	0-1	8.76	13	0	0	0	0	2	12.1	12	12	12	0	2	16	16	.255
	Arizona	MLB	0-0	0.00	1	0	0	0	0	0	1.1	1	0	0	0	0	2	0	.200
	Minor League Totals		8-6	4.03	149	0	0	0	11	18	192.0	167	94	86	16	13	73	255	.234
	Major League Totals		5-6	3.63	67	0	0	0	1	4	72.0	61	31	29	5	9	27	77	.228

JOSE TENA

INF

BATS: L **THROWS:** R
HT: 5-10 **WGT:** 188
BIRTHDATE: 3/20/21 (23); Azua, DR
RESIDES: San Cristobal, DR
ACQUIRED: Signed as a non-drafted free agent on 7/2/17



Last Season

Played most of the year with Akron... started opening day, then placed on the TI list from 4/11-4/21... hit .162/.269/.219 with 0HR and 10RBI through first 30G, then .315/.400/.457 with 4HR and 27RBI in 51G thereafter (5/30-8/1)... sent to Columbus on 8/2 in midst of on base streak that would reach 20G (7/7-8/15, .456OBP)... played once with Columbus (8/3 vs. St.Paul, 2-run double) and was recalled to Cleveland on 8/4... made MLB debut on 8/5 at Chicago-AL (PR)... recorded first hits on 8/10 vs. Toronto... optioned on 8/15 and hit .351/.387/.667 with 4HR and 9RBI over 14G (included 4x5, 2HR game on 8/19 at Syracuse), before getting recalled for the rest of the year on 9/1... went 3x18 in first 13G with Cleveland before going 2x3 on 9/27 vs. Cincinnati.

Career Notes

Transactions: Signed by Cleveland as a non-drafted free agent on 7/2/17... **2018-** DSL Indians (6/2-8/25)... **2019-** AZL Indians (6/17-8/26)... **2021-** Lake County (5/4-9/19), Akron (playoffs)... **2022-** Akron (4/8-9/18), Columbus (9/21-9/28)... **2023-** Akron (4/6-8/1), Columbus (8/2-8/3, 8/15-8/31), **Cleveland** (8/4-8/14, 9/1-10/1).

Recognition: MiLB Gold Glove (2021- Eastern)... Postseason All-Star (2021- Midwest)... Midseason All-Star (2021- Arizona Fall; 2018- Dominican Summer)... Batter of the Week (2023- Eastern, 5/29-6/4)... *Baseball America* (Cleveland: 2024- 22nd; 2023- 14th; 2022- 11th; 2020- 28th).

Highlights: **2022-** doubled in six straight from 5/18-5/24, 3x4 (double, HR) with 4RBI on 7/8 vs. Altoona, 4x5 (double, HR) with 2RBI on 7/13 at Bowie... **2021-** went 3x5 (double, 2HR) with 4RBI on 5/14 vs. Fort Wayne, doubled twice with a triple and 4RBI on 6/6 vs. Dayton, hit 2HR on 8/1 at Dayton, HR in three straight vs. West Michigan (8/10-8/13), 10G hit streak (.300, 12x40, 2HR, 7RBI) from 8/22-9/3, was 2x4 with a double and 2RBI in deciding win of the Eastern League Championship Series... **2019-** hit .393 (33x84) over 19G hit streak from 7/24-8/17, batted .412 (7x17) with a HR and 2RBI in the AZL Playoffs... **2018-** 8G RBI streak (9RBI total) from 6/27-7/5, 10G hit streak (.432, 16x37) from 7/23-8/3.

Postseason: Akron ('21), AZL Indians ('19); Estrellas (DWL, '22-23), Scottsdale (AFL, '21).

Personal: Distant cousin is Franmil Reyes (rehab stints with Columbus in 2021 and 2022).

Single Game Career Highs			
Stat	#	Times	Last Time
R	4	2	9/18/22
H	4	3	8/19/23
2B	2	6	6/18/23
3B	2	1	7/28/19
HR	2	3	8/19/23
RBI	4	3	7/8/22
SB	2	6	6/16/23
Hit Streak	19	1	7/24-8/17/19
OB Streak	20	1	7/7-8/15/23

CAREER STATISTICS

Year	Club	Class	G	AVG	AB	R	H	2B	3B	HR	RBI	BB	K	SB	CS	OBP	SLG	HBPSAC	SF	
18	DSL Indians	R	51	.313	195	28	61	8	4	1	23	15	29	10	7	.367	.410	4	0	4
19	AZL Indians	R	44	.325	191	30	62	7	6	1	18	6	44	6	2	.352	.440	2	0	0
20	DNP																			
21	Lake County	A+	107	.281	413	58	116	25	2	16	58	27	117	10	5	.331	.467	5	0	2
22	Acron	AA	127	.264	516	74	136	25	6	13	66	25	138	8	5	.299	.411	3	1	5
	Columbus	AAA	5	.368	19	7	7	2	0	1	2	4	4	0	0	.478	.632	0	0	0
23	Acron	AA	81	.260	308	44	80	20	1	4	37	41	104	16	7	.353	.370	6	2	5
	Columbus	AAA	15	.350	60	9	21	5	1	4	11	4	17	0	1	.394	.667	1	0	1
	Cleveland	MLB	18	.226	31	2	7	2	0	0	3	3	13	0	0	.294	.290	0	0	0
	Minor League Totals		430	.284	1702	250	483	92	20	40	215	122	453	50	27	.336	.432	21	3	17
	Major League Totals		18	.226	31	2	7	2	0	0	3	3	13	0	0	.294	.290	0	0	0

GEORGE VALERA OF

BATS: L **THROWS:** L
HT: 6-0 **WGT:** 195
BIRTHDATE: 11/13/00 (23); Queens, NY
RESIDES: San Pedro de Macoris, DR
ACQUIRED: Signed as a non-drafted free agent on 7/2/17



Last Season

Began the season on the DL for Columbus after a right wrist injury in spring training (had surgery on right wrist previous December)... activated on 5/11 and played 5G (.188/.364/.250, 0HR, 2RBI) before suffering a **strained left hamstring (placed on DL on 5/20)**... rehabbed with the AZL Guardians from 6/6-6/16, homering in first AB... returned to Columbus on 6/17, hitting .122/.232/.143 with 0HR and 5RBI in first 13G... ejected for starting brawl on 7/6 at Nashville (suspended for 6G)... went 2x26 (.077) over 8G from 8/5-8/15, then had three straight multi-hit games (back to back games with 2HR and 3RBI at Syracuse on 8/17 and 8/19; had 2HR in previous 44G)... went 3x5 with a pair of doubles on 9/3 at St. Paul, then hit .184 (9x49) over the final 15G of the season.

Career Notes

Transactions: Signed by Cleveland as a non-drafted free agent on 7/2/17... **2018-** DSL Indians (6/2-8/25)... **2019-** Mahoning Valley (6/14-8/25), Lake County (8/26-9/2)... **2021-** Lake County (5/4-8/23), **DL (5/31-6/7, strained right oblique)**, Akron (8/24-9/19)... **2022-** Akron (4/8-8/7), Columbus (8/8-9/28)... **2023-** Columbus (3/31-9/24), **DL (3/31-5/10, sore right wrist; 5/20-6/16, strained left hamstring)**, rehab with AZL Guardians (6/6-6/16).

Single Game Career Highs

Stat	#	Times	Last Time
R	4	1	6/22/22
H	4	1	6/25/19
2B	2	3	9/3/23
HR	2	7	8/19/23
RBI	6	1	6/25/19
SB	2	3	8/21/21
Hit Streak	9	2	5/17-5/26/22
OB Streak	26	1	7/29-8/27/21

Recognition: Postseason All-Star (2022- Eastern)... Midseason All-Star (2022- All-Star Futures)... *Baseball America* (Cleveland: 2024- 7th; 2023- 4th; 2022- 4th; 2021- 5th; 2020- 4th; 2019- 5th; 2018- 9th).

Highlights: **2022-** hit .348/.424/.674 with 11HR and 38RBI over 35G from 5/17-6/28), had 2HR and 5RBI on 5/19 at Binghamton, pair of solo HR on 8/19 vs. Toledo and 8/25 at Buffalo... **2021-** hit 6HR over 11G (11RBI) from 7/9-7/22, went 2x3 with 2HR and 3RBI on 8/4 vs. Lansing and again on 8/13 vs. West Michigan, had 26G on base streak (.509OBP) from 7/29-8/27, was 6x13 with 4RBI in 3G of the Eastern League Playoffs... **2019-** went 4x5 (double, HR) with 6RBI on 6/25 at State College, hit .308 (4x13) with an RBI in the Midwest League Playoffs... **2018-** hit first professional HR and had 4RBI on 6/21 vs. AZL Brewers.

Postseason: Akron ('21), Lake County ('19); Estrellas (DWL, '21-22).

CAREER STATISTICS

Year	Club	Class	G	AVG	AB	R	H	2B	3B	HR	RBI	BB	K	SB	CS	OBP	SLG	HBPS	SF	CF
18	AZL Indians	R	6	.333	18	4	6	1	0	1	6	3	3	1	1	.409	.556	0	0	1
19	Mahoning	SS	46	.236	157	22	37	7	1	8	29	29	52	6	2	.356	.446	1	0	1
	Lake County	A	6	.087	23	1	2	0	1	0	3	2	9	0	2	.192	.174	1	0	0
20	DNP																			
21	Lake County	A+	63	.256	199	45	51	2	4	16	43	55	58	10	5	.430	.548	7	0	2
	Akron	AA	23	.267	86	6	23	3	0	3	22	11	30	1	0	.340	.407	0	0	3
22	Akron	AA	90	.264	330	64	87	17	3	15	59	52	100	2	4	.367	.470	3	0	2
	Columbus	AAA	42	.221	154	25	34	8	0	9	23	22	45	0	0	.324	.448	2	0	1
23	AZL Guardians	R	6	.333	21	5	7	4	0	1	3	4	5	2	0	.423	.667	0	0	1
	Columbus	AAA	73	.211	256	40	54	10	1	10	35	50	85	1	2	.343	.375	3	0	3
	Minor League Totals		355	.242	1244	212	301	52	10	63	223	228	387	23	16	.363	.452	17	0	14
	Major League Totals		-	0	0	0	0	0	0	0	0	0	0	0	0	-	-	0	0	0



GAVIN WILLIAMS RHP

BATS: L

THROWS: R

HT: 6-6

WGT: 250

BIRTHDATE: 7/26/99 (24); Fayetteville, NC

RESIDES: Raleigh, NC

ACQUIRED: Selected in the 1st round (23rd overall) of the 2021 draft

Last Season

Started the season with Akron... earned Eastern League Pitcher of the Week honors for 4/17-4/23 after no-hit effort on 4/20 vs. Harrisburg (5.0IP, 1BB, 8K; bullpen lost it on first batter of the 6th)... transferred to Columbus and made a scoreless Triple-A debut on 4/27 at Indianapolis (W, 5.1IP, 3H, 3BB, 6K)... tagged with the loss on 5/10 at Louisville, despite 10K in 5.2IP (2H, 1R, 1ER, 2BB)... recorded first quality start of the year on 5/16 vs. St. Paul (6.0IP, 3H, 2R, 2ER, 0BB, 9K; 76 pitches)... had contract purchased by Cleveland on 6/21, making Major League debut that night vs. Oakland (38th professional game; ND, 5.2IP, 4H, 4R, 4ER, 3BB, 4K)... dominated with shutout work at Kansas City in second start, 6/27, but did not figure in the decision (7.0IP, 1H, 1BB, 6K)... went 1-3 with a 3.60ERA (30.0IP, 12ER) over next 6GS (7/3-8/1)... did not figure in the decision vs. Toronto on 8/7 despite another scoreless effort (7.0IP, 1H, 1BB, 12K)... followed up with 10K and 0BB (only walkless game in the Majors) at Tampa Bay on 8/12 (ND, 5.0IP, 5H, 1R, 1ER)... threw 30 pitches in 1st inning at Minnesota on 8/29, resulting in shortest outing of the year (1.0IP, 1BB)... ended the season with back to back quality starts at San Francisco on 9/11 (6.0IP, 3ER) and vs. Texas on 9/17 (6.0IP, 1H).

Career Notes

Transactions: Selected by Tampa Bay in the 30th round of the 2017 draft, did not sign... selected by Cleveland in the 1st round (23rd) of the 2021 draft... **2022-** Lake County (4/8-6/5), Akron (6/6-9/18)... **2023-** Akron (4/6-4/26), Columbus (4/27-6/20), Cleveland (6/21-10/1).

Recognition: Pitcher of the Week (2023- Eastern, 4/17-4/23)... *Baseball America* (Cleveland: 2023- 2nd, Best Curveball; 2022- 8th, Best Curveball).

Highlights: **2022-** made near perfect debut on 4/9 at Lansing (4.0IP, 2BB, 6K), followed up with 11K performance on 4/15 vs. Dayton (4.2IP), made 11 consecutive starts with 1ER or fewer from 4/23-7/3 (52.1IP, 32H, 8R, 7ER, 19BB, 69K), hot stretch included consecutive scoreless wins on 4/30 vs. Lansing (6.0IP, 1H, 1BB, 5K) and 5/7 at Dayton (5.0IP, 2H, 2BB, 10K), had a 0.00ERA (13.2IP, 7H, 2R, 3BB, 14K) over 4GS from 7/29-8/16, no-hit bid on 8/16 at Erie (W, 6.0IP, 4K; bullpen lost no-no on inside-the-park HR with one out in the 7th).

Postseason: None.

Personal: Attended East Carolina University... finalist for the Golden Spikes Award in 2021.

CAREER STATISTICS

Year	Club	Class	W-L	ERA	G	GS	CG	SHO	SV	SVO	IP	H	R	ER	HR	HB	BB	K	AVG
22	Lake County	A+	2-1	1.40	9	9	0	0	0	0	45.0	25	7	7	0	3	14	67	.167
	Akron	AA	3-3	2.31	16	16	0	0	0	0	70.0	44	21	18	9	4	26	82	.176
23	Akron	AA	1-0	0.63	3	3	0	0	0	0	14.1	6	1	1	0	0	3	20	.120
	Columbus	AAA	3-2	2.93	9	9	0	0	0	0	46.0	29	16	15	6	2	21	61	.186
	Cleveland	MLB	3-5	3.29	16	16	0	0	0	0	82.0	66	32	30	8	4	37	81	.219
	Minor League Totals		9-6	2.10	37	37	0	0	0	0	175.1	104	45	41	15	9	64	230	.172
	Major League Totals		3-5	3.29	16	16	0	0	0	0	82.0	66	32	30	8	4	37	81	.219



JUAN ZAPATA RHP

BATS: R **THROWS:** R
HT: 6-1 **WGT:** 198
BIRTHDATE: 11/19/98 (25); Bani, DR
RESIDES: Gurabo, DR
ACQUIRED: Signed as a non-drafted free agent on 1/22/18

Last Season

Began the season with Lynchburg... earned save in season debut (3.0IP), 4/13 vs. Myrtle Beach (first save since 6/27/18)... had consecutive good starts (4.0IP, 0ER at Salem on 4/18; 4.1IP, 1ER vs. Fredericksburg on 4/25), followed by a rough start on 5/2 at Charleston (3.0IP, 5ER)... transferred to Lake County on 5/7... gave up 3ER (all on solo HR) in first game, 5/7 vs. Fort Wayne (2.0IP), then gave up 3ER in next 5G (11.1IP, 5/12-5/31)... sent to Columbus on 6/2, picking up the win in Triple-A debut on 6/4 at Iowa (2.2IP, 3BB, 2K), then returned to Lake County on 6/6... gave up 7ER in 7.2IP of first 2G back... made a quality start on 6/21 at Dayton (6.2IP, 1H, 0R, 0ER, 2BB, 9K), kicking off 5G run (6/21-7/21) going 3-0 with a 1.00ERA (18.0IP, 12H, 2R, 2ER, 4BB, 20K)... next 3G saw a 15.63ERA (6.1IP, 19H, 11R, 11ER, 1BB, 3K)... sent back to Columbus for 1G on 9/3 at St. Paul (1.2IP, 1H, 2R, 2ER, 2BB, 0K), then returned to Lake County for a game (9/6 vs. Lansing: W, 2.2IP, 2H, 1K), then sent to Akron to close out the season on 9/7, making Double-A debut on 9/9 at Richmond (three months after Triple-A debut).

Career Notes

Transactions: Signed by Cleveland as a non-drafted free agent on 1/22/18... **2018-** DSL Indians (6/18-8/27)... **2019-** AZL Indians (6/17-8/26)... **2021-** Lake County (6/1-6/4), Lynchburg (6/5-9/19)... **2022-** Lynchburg (4/8-9/11)... **2023-** Lynchburg (4/7-5/6), Lake County (5/7-6/1, 6/6-9/1, 9/4-9/6), Columbus (6/2-6/5, 9/2-9/3), Akron (9/7-9/17).

Recognition: Pitcher of the Week (2023- Midwest, 6/19-6/25).

Highlights: **2022-** had a 2.94 (33.2IP, 11ER) in 13G as a reliever, won near perfect start at Charleston on 8/10 (5.0IP, 1HB, 5K; bullpen lost no-hitter with one out in the 7th)... **2021-** started season with 1.42ERA (19.0IP, 3ER) through first 5G, made quality start on 7/31 vs. Carolina (6.0IP, 7H, 2R, 1ER, 0BB, 3K), won quality start on 8/14 vs. Delmarva (6.0IP, 4H, 1R, 1ER, 3BB, 1K)... **2019-** won quality start at AZL Giants on 7/1 (6.0IP, 4H, 2R, 1ER, 0BB, 4K).

Postseason: Lynchburg ('22).

CAREER STATISTICS

Year	Club	Class	W-L	ERA	G	GS	CG	SHO	SV	SVO	IP	H	R	ER	HR	HB	BB	K	AVG
18	DSL Indians	R	1-4	5.50	17	2	0	0	1	2	34.1	42	26	21	3	0	12	29	.296
19	AZL Indians	R	1-6	4.93	12	10	0	0	0	0	49.1	70	32	27	1	3	13	39	.348
20	DNP																		
21	Lynchburg	A	3-5	5.45	16	13	0	0	0	0	72.2	89	49	44	4	6	20	44	.302
	Lake County	A+	0-0	0.00	1	1	0	0	0	0	5.2	1	0	0	0	0	3	3	.056
22	Lynchburg	A	3-6	3.76	23	10	0	0	0	1	81.1	76	40	34	2	5	23	66	.244
23	Lynchburg	A	0-1	3.77	4	3	0	0	1	1	14.1	19	6	6	2	0	4	9	.317
	Lake County	A+	5-2	4.28	20	1	0	0	0	0	54.2	59	27	26	11	3	10	48	.273
	Akron	AA	0-0	5.06	2	1	0	0	0	0	5.1	9	4	3	1	0	0	1	.360
	Columbus	AAA	1-0	4.15	2	0	0	0	0	0	4.1	1	2	2	0	0	5	2	.091
Minor League Totals			14-24	4.56	97	41	0	0	2	4	322.0	366	186	163	24	17	90	241	.286
Major League Totals			0-0	-	0	0	0	0	0	0	0.0	0	0	0	0	0	0	0	-



PLAYER DEVELOPMENT

Tanner Bibee (3GS), Gavin Williams (9GS) and Logan Allen (5GS) were in and out of Columbus in a flash on their way to Major League debuts in 2023.

ORGANIZATION OVERVIEW

2023 STANDINGS

Class	Team	League	W	L	PCT	Finish (of)	Manager
Majors	Cleveland	American	76	86	.469	11th (15)	Terry Francona
Triple-A	Columbus	International	68	79	.463	17th (20)	Andy Tracy
Double-A	Akron	Eastern	65	73	.471	8th (12)	Rouglas Odor
Advanced-A	Lake County	Midwest	65	64	.504	7th (12)	Omir Santos
Low-A	Lynchburg	Carolina	67	64	.511	t4th (12)	Jordan Smith
Rookie	AZL Guardians	Arizona	22	33	.400	13th (17)	TJ Rivera

* - League Champs, ^Division Champs

ORGANIZATIONAL BATTING LEADERS

Batter	Average (min. 378PA)							Homeruns		RBI	
	Avg.	G	AB	R	H	HR	RBI				
Rodriguez, J.	.286	135	497	74	142	29	88	Rodriguez, J.	29	Rodriguez, J.	88
Rocchio, Braylan	.280	116	468	81	131	7	65	Noel, Jhonkensy	27	Noel, Jhonkensy	85
Antunez, Wuilfred	.275	89	338	47	93	6	39	Bracho, Aaron	18	Martinez, Angel	79
Tena, Jose	.274	96	368	53	101	8	48	Collins, Zach	16	Collins, Zach	76
Brito, Juan	.271	127	461	76	125	14	75	3 tied	14	Brito, Juan	75
Benjamin, Juan	.271	98	358	53	97	3	44	Doubles		Triples	
Schneemann, D.	.267	114	419	67	112	13	60	Rocchio, Braylan	33	Antunez, Wuilfred	7
Furman, Nate	.263	108	353	74	93	0	32	Brito, Juan	31	Fascia, Zac	7
Frias, Dayan	.260	100	338	43	88	11	49	Schneemann, D.	30	Rocchio, Braylan	6
Fox, Jake	.256	101	402	61	103	8	53	Collins, Zach	29	3 tied	5
								Pries, Micah	27		

Runs		Stolen Bases		Slugging Percentage		On Base Percentage	
Noel, Jhonkensy	81	Lipscomb, Guy	48	Rodriguez, J.	.529	Furman, Nate	.397
Rocchio, Braylan	81	Furman, Nate	37	Bracho, Aaron	.441	Brito, Juan	.377
Brito, Juan	76	Devers, Jose	34	Schneemann, D.	.437	Rodriguez, J.	.368
Furman, Nate	74	Turner, Tyresse	30	Collins, Zach	.434	Rocchio, Braylan	.367
Rodriguez, J.	74	Kokx, Connor	29	Brito, Juan	.434	Benjamin, Juan	.362

ORGANIZATIONAL PITCHING LEADERS

Pitcher	ERA (min. 100.0IP)						Wins		Saves	
	ERA	W-L	IP	H	BB	K				
Dion, Will	2.39	6-4	116.2	91	35	129	Jacobs, Zach	10	Smith, Cade	15
Messick, Parker	3.77	5-6	121.2	110	39	136	Hanner, Bradley	8	Reyes, Tomas	10
Cantillo, Joey	4.07	7-4	119.1	103	69	146	5 tied	7	Thornton, Tyler	10
Gomez, Yorman	4.40	7-9	102.1	96	52	100			Aleman, Franco	9
Petersen, Austin	4.54	6-8	117.0	133	27	102			3 tied	8
Mace, Tommy	4.63	6-6	114.2	117	54	103	Innings Pitched		Strikeouts	
Richardson, A.	4.79	6-7	124.0	129	52	73	Richardson, A.	124.0	Cantillo, Joey	146
Stanley, Hunter	4.92	4-11	119.0	116	49	108	Messick, Parker	121.2	Messick, Parker	136
Nikhazy, Doug	4.94	4-8	102.0	92	73	128	Cantillo, Joey	119.1	Dion, Will	129
Davenport, Aaron	5.73	6-10	114.2	109	65	95	Stanley, Hunter	119.0	Nikhazy, Doug	128
							Peterson, Austin	117.0	Tulloch, Adam	115

Strikeouts/Walks		WHIP		Average		Games	
Peterson, Austin	3.78	Dion, Will	1.08	Dion, Will	.216	Smith, Cade	47
Dion, Will	3.69	Messick, Parker	1.22	Cantillo, Joey	.233	Ponticelli, T.	44
Messick, Parker	3.49	Peterson, Austin	1.37	Nikhazy, Doug	.235	Benton, Trey	42
Stanley, Hunter	2.20	Stanley, Hunter	1.39	Messick, Parker	.236	Oviedo, Luis	42
Cantillo, Joey	2.12	Cantillo, Joey	1.44	Gomez, Yorman	.244	2 tied	41

PROSPECT WATCH

TOP 30 PROSPECTS BY *BASEBALL AMERICA*

1. OF	Chase DeLauter ^{AA}	16. LHP	Jackson Humphries ^A
2. SS	Brayan Rocchio ^{MLB}	17. SS	Rafael Ramirez ^R
3. RHP	Daniel Espino ^{AA}	18. RHP	Andrew Walters ⁻⁻⁻
4. 1B	Kyle Manzarzo ^{AAA}	19. 3B	Dayan Frias ^{A+}
5. 2B	Juan Brito ^{AAA}	20. SS	Jose Devers ^A
6. SS	Angel Martinez ^{AAA}	21. SS	Kahlil Watson ^{A+}
7. OF	George Valera ^{AAA}	22. 2B	Jose Tena ^{MLB}
8. OF	Jason Chourio ^A	23. OF	Jake Fox ^{A+}
9. C	Ralph Velazquez ^R	24. OF	Johnathan Rodriguez ^{AAA}
10. LHP	Alex Clemmey ⁻⁻⁻	25. RHP	Cade Smith ^{AAA}
11. LHP	Joey Cantillo ^{AAA}	26. LHP	Parker Messick ^{A+}
12. SS	Welbyn Francisca ^R	27. RHP	Justin Campbell ⁻⁻⁻
13. CI	Deyvison DeLosSantos ^{AA}	28. OF	Jhonkensy Noel ^{AAA}
14. OF	Petey Halpin ^{AA}	29. RHP	Cody Morris ^{MLB}
15. 3B	Angel Genao ^A	30. LHP	Tim Herrin ^{MLB}

BEST TOOLS BY *BASEBALL AMERICA*

Hitter for Average	Chase DeLauter
Power Hitter	Jhonkensy Noel
Strike Zone Discipline	Brayan Rocchio
Fastest Baserunner	Guy Lipscomb
Athlete	Chase DeLauter
Fastball	Daniel Espino
Curveball	Alex Clemmey
Slider	Daniel Espino
Changeup	Joey Cantillo
Control	Will Dion
Defensive Catcher	Robert Lopez
Defensive Infielder	Brayan Rocchio
Infield Arm	Kahlil Watson
Defensive Outfielder	Petey Halpin
Outfield Arm	Johnathan Rodriguez

Past Prospects



Tanner Bibee (#7, 2023)

Bibee finished 2nd in the AL Rookie of the Year voting, the only pitcher to secure votes.



Gavin Williams (#2, 2023)

Williams advanced to the Majors in 2023, debuting with 37G as a minor leaguer.



Steven Kwan (#27, 2022)

Kwan finished his second Major League season with his second Gold Glove in 2023.



Yandy Diaz (#11, 2017)

Diaz came away as the American League Batting Champ in 2023 (led the IL in 2017).



Francisco Lindor (#1, 2015)

Lindor won his third Silver Slugger in 2023, his first in the National League.



Jose Ramirez (#9, 2014)

Ramirez earned an All-Star nod for the third year in a row in 2023 (fifth of career).

CLEVELAND GUARDIANS

2401 Ontario Street
Cleveland, OH 44115
Phone: (216) 420-4200
Fax: (216) 420-4396
cleguardians.com

President: Chris Antonetti
General Manager: Mike Chernoff
PR/Media Contact: Bart Swain
First Season: 1901
League: American League
2024 Season: March 28 - Sept. 29



Stephen Vogt



Progressive Field

Opened: 1994
Surface: Grass
Capacity: 43,545
Dimensions: LF-325, CF-405, RF-325

2024 Field Staff

Manager: Stephen Vogt (1st year, 0-0)
Pitching Coach: Carl Willis (7th year)
Asst. Pitching Coach: Joe Torres (3rd year)
Hitting Coach: Chris Valaika (3rd year)
Asst. Hitting Coach: Dan Puentes (1st year)

Bench Coach: Craig Albernaz (1st year)
Bullpen Coach: Brad Goldberg (1st year)
First Base Coach: Sandy Alomar (15th year)
Third Base Coach: Rouglas Odor (1st year)
Staff Assistant: Armando Camacaro (15th year)
Staff Assistant: Agustin Rivero (1st season)
Staff Assistant: Ricky Pacione (11th year)
Staff Assistant: Jason Esposito (2nd year)
Head Trainer: James Quinlan (11th year)

2023 STANDINGS

EAST	W	L	PCT	GB
Baltimore*	101	61	.623	-
Tampa Bay ^{WC}	99	63	.611	2.0
Toronto ^{WC}	89	73	.549	12.0
New York	82	80	.506	19.0
Boston	78	84	.481	23.0
CENTRAL	W	L	PCT	GB
Minnesota*	87	75	.537	-
Detroit	78	84	.481	9.0
Cleveland	76	86	.469	11.0
Chicago	61	101	.377	26.0
Kansas City	56	106	.346	31.0
WEST	W	L	PCT	GB
Houston*	90	72	.556	-
Texas ^{WC}	90	72	.556	-
Seattle	88	74	.543	2.0
Los Angeles	73	89	.451	17.0
Oakland	50	112	.309	40.0

SCOUTING AND PLAYER DEVELOPMENT

Executive VP, Assistant GM: Matt Forman
Assistant GM: Sky Andrecheck
Assistant GM: Eric Binder
Assistant GM: James Harris
Senior VP, Scouting: Paul Gillispie
Senior VP, Player Acquisitions: Victor Wang
VP, Baseball Operations: Alex Merberg

COMMUNICATIONS

Director, Baseball Information: Bart Swain
Director, Communications: Court Berry-Tripp
Asst. Dir., Communications: Austin Controulis

* Division Winner, WC- Wild Card Winner

CLEVELAND GUARDIANS

BATTERS	G	AVG	AB	R	H	2B	3B	HR	RBI	BB	K	SB	CS	OBP	SLG	SAC	SF	HBP	DP
Gabriel Arias	122	.210	315	36	66	15	0	10	26	28	113	3	4	.275	.352	0	1	1	9
Josh Bell	97	.233	347	26	81	19	0	11	48	43	81	0	1	.318	.383	0	2	1	7
Will Brennan	138	.266	432	41	115	24	0	5	41	16	57	13	5	.299	.356	0	2	5	4
Kole Calhoun	43	.217	157	18	34	7	0	6	25	13	37	0	1	.282	.376	0	2	2	3
Zach Collins	2	.500	4	0	2	0	0	0	0	2	2	0	0	.667	.500	0	0	0	0
Tyler Freeman	64	.242	153	20	37	7	0	4	18	10	30	5	0	.295	.366	2	1	2	3
David Fry	58	.238	101	12	24	6	0	4	15	8	30	2	0	.319	.416	0	0	4	3
Cam Gallagher	56	.126	143	6	18	6	0	7	4	46	0	0	0	.154	.168	0	1	1	3
Andres Gimenez	153	.251	557	76	140	27	5	15	62	32	112	30	6	.314	.399	4	3	20	10
Oscar Gonzalez	54	.214	173	15	37	7	2	2	12	5	46	0	0	.239	.312	0	1	1	2
Eric Haase	3	.200	10	0	2	0	0	0	0	1	3	1	0	.273	.200	0	0	0	1
Steven Kwan	158	.268	638	93	171	36	7	5	54	70	75	21	3	.340	.370	1	6	3	9
Ramon Laureano	41	.243	136	22	33	8	1	3	14	16	41	4	1	.342	.382	0	1	5	4
Bo Naylor	67	.237	198	33	47	13	0	11	32	30	53	5	0	.339	.470	0	1	1	2
Josh Naylor	121	.308	452	52	139	31	0	17	97	33	68	10	3	.354	.489	0	7	3	11
Jose Ramirez	156	.282	611	87	172	36	5	24	80	73	73	28	6	.356	.475	0	6	1	8
Brayan Rocchio	23	.247	81	9	20	6	0	0	8	4	27	0	0	.279	.321	0	1	0	4
Amed Rosario	94	.265	385	51	102	19	6	3	40	22	77	9	0	.306	.369	0	3	2	11
Myles Straw	147	.238	462	52	110	18	3	1	29	42	97	20	6	.301	.297	6	6	2	10
Jose Tena	18	.226	31	2	7	2	0	0	3	3	13	0	0	.294	.290	0	0	0	0
Meibrys Vilorio	10	.000	3	0	0	0	0	0	0	1	0	0	0	.250	.000	0	0	0	1
Mike Zunino	42	.177	124	11	22	7	0	3	11	15	61	0	0	.271	.306	0	0	1	3
Team Total	162	.250	5513	662	1379	294	29	124	622	471	1142	151	36	.313	.381	13	44	55	108

PITCHERS	W-L	ERA	G	GS	CG	SHO	SV	SVO	IP	H	R	ER	HR	HB	BB	K	AVG
Logan Allen	7-8	3.81	24	24	0	0	0	0	125.1	127	55	53	16	1	48	119	.263
Peyton Battenfield	0-5	5.19	7	6	0	0	0	0	34.2	34	22	20	7	0	12	27	.256
Tanner Bibee	10-4	2.98	25	25	0	0	0	0	142.0	122	49	47	13	5	45	141	.230
Shane Bieber	6-6	3.80	21	21	1	0	0	0	128.0	124	56	54	14	3	34	107	.253
Aaron Civale	5-2	2.34	13	13	0	0	0	0	77.0	58	20	20	5	2	22	58	.207
Emmanuel Clase	3-9	3.22	75	0	0	0	44	56	72.2	68	37	26	4	1	16	64	.242
Xzavion Curry	3-4	4.07	41	9	0	0	0	0	95.0	98	47	43	12	2	30	67	.267
Enyel De Los Santos	5-2	3.29	70	0	0	0	0	3	65.2	50	26	24	4	4	25	62	.216
David Fry	0-0	12.60	2	0	0	0	0	0	5.0	10	7	7	3	0	1	0	.400
Hunter Gaddis	2-1	4.50	11	7	0	0	0	0	42.0	41	21	21	6	4	14	24	.255
Lucas Giolito	1-4	7.04	6	6	0	0	0	0	30.2	30	27	24	11	0	16	39	.248
Sam Hentges	3-2	3.61	56	0	0	0	0	3	52.1	53	24	21	2	0	18	56	.260
Tim Herrin	1-1	5.53	23	0	0	0	0	1	27.2	29	18	17	3	2	12	32	.279
James Karinchak	2-5	3.23	44	0	0	0	0	3	39.0	24	18	14	6	3	28	52	.178
Michael Kelly	1-0	3.78	14	0	0	0	0	0	16.2	13	8	7	0	0	9	16	.210
Reynaldo Lopez	1-0	0.00	12	0	0	0	0	0	11.0	5	0	0	0	0	4	12	.143
Triston McKenzie	0-3	5.06	4	4	0	0	0	0	16.0	12	9	9	1	0	13	16	.200
Matt Moore	0-0	3.86	5	0	0	0	0	1	4.2	9	2	2	1	0	2	8	.391
Eli Morgan	5-2	4.01	61	0	0	0	1	3	67.1	73	37	30	9	1	24	75	.267
Cody Morris	0-0	6.75	6	0	0	0	0	0	8.0	10	6	6	3	0	6	9	.313
Daniel Norris	0-0	5.68	7	0	0	0	0	0	12.2	10	11	8	3	1	12	11	.204
Konnor Pilkington	0-0	0.00	1	0	0	0	0	0	2.0	1	0	0	0	0	1	2	.143
Zac Plesac	1-1	7.59	5	5	0	0	0	0	21.1	37	20	18	3	0	5	14	.374
Cal Quantrill	4-7	5.24	19	19	0	0	0	0	99.2	111	59	58	11	7	35	58	.279
Nick Sandlin	5-5	3.75	61	0	0	0	0	1	60.0	38	28	25	12	2	24	66	.182
Trevor Stephan	7-7	4.06	71	0	0	0	2	10	68.2	63	35	31	6	5	26	75	.245
Noah Syndergaard	1-2	5.40	6	6	0	0	0	0	33.1	33	21	20	10	4	10	18	.252
Touki Toussaint	0-1	4.91	1	1	0	0	0	0	3.2	3	2	2	0	0	5	2	.250
Gavin Williams	3-5	3.29	16	16	0	0	0	0	82.0	66	32	30	8	4	37	81	.219
Team Total	76-86	3.96	162	162	1	13	47	81	1444.0	1352	697	635	173	51	534	1311	.246

AKRON RUBBERDUCKS

300 South Main Street • Akron, OH 44308

(330) 253-5151 • akronrubberducks.com

Media Contact: Jimmy Farmer
Radio: Marco LaNave



Ballpark: Canal Park (1997)
Capacity: 7,630
Dimensions: LF-331, CF-400, RF-337
Last Season: 65-73 (5th, EL West)
League Titles: 6 (2021)

Affiliated Since: 1989



2024 Field Staff

Manager: Greg DiCenzo (1st year, 0-0)
Pitching Coach: Cody Buckel (1st year)
Asst. Pitch Coach: Michael Poole (1st year)
Hitting Coach: Jordan Becker (1st year)
Asst. Hit Coach: Amanda Kamekona (1st year)
Bench Coach: Kyle Lindquist (1st year)
Trainer: Derrick Diaz (1st year)
S&C Coach: Mo Cuevas (2nd year)

- Greg DiCenzo (2023) and Kyle Lindquist (2022) have been bench coach in Columbus
- Cody Buckel was the Pitching Strategist for Columbus from 2022-23

2023 STANDINGS

NORTHEAST	W	L	PCT	GB
Somerset ^{1h}	84	53	.613	-
Binghamton ^{2h}	74	61	.548	9.0
Portland	73	63	.537	10.5
New Hampshire	62	72	.463	20.5
Reading	59	77	.434	24.5
Hartford	57	76	.429	25.0

SOUTHWEST	W	L	PCT	GB
Erie ^{1h}	75	62	.547	-
Richmond ^{2h}	74	64	.536	1.5
Altoona	67	68	.496	7.0
Bowie	67	70	.489	8.0
Akron	65	73	.471	10.5
Harrisburg	59	77	.434	15.5

1h- First Half Winner, 2h- Second Half Winner

Eastern League Playoffs

Binghamton over Somerset, 2-0
Erie over Richmond, 2-0
Erie over Binghamton, 2-0

Akron ended the 2023 season with a 65-73 record, the first losing season in the Rubber City since 2019. After finishing the first half at 35-34, just 2.5 games behind Erie for a playoff spot, the RubberDucks sank to 30-39 on the back end of the season (11.0GB).

As a team, Akron ranked 7th of 12 in hitting (.237) and 11th in homers (110) while scoring the 9th most runs in the EL (591). The pitching staff ranked 2nd with a 3.87ERA and also came in 2nd in saves (35, 17-25 in 1-run games; led the EL with 46 saves and a 25-18 record in 1-run games during 2022).

Individually, Jose Tena (6/4) and Aaron Bracho (7/30) were named Batter of the Week, while Jack Leftwich (6/4) was Akron's only Pitcher of the Week (four pitchers took home weekly honors in 2022). No Akron player garnered a monthly award after a 2022 that saw three Pitchers of the Month (Joey Cantillo, Logan Allen and Tanner Bibee).

Johnathan Rodriguez (OF) was the only player selected as a postseason All-Star (only Eastern Leaguer with 18+ HR, .275+ average).

LAKE COUNTY CAPTAINS

35300 Vine Street • Eastlake, OH 44095

(440) 975-8085 • captainsbaseball.com

Media Contact:

Radio:



Ballpark: Classic Park (2003)

Capacity: 7,273

Dimensions: LF-320, CF-400, RF-320

Last Season: 65-64 (5th, MWL East)

League Titles: 1 (2010)

Affiliated Since: 1991



2024 Field Staff

Manager:	Omir Santos (2nd year, 65-64)
Pitching Coach:	Kevin Erminio (2nd year)
Hitting Coach:	Ordomar Valdez (1st year)
Bench Coach:	Mark Mumper (1st year)
Trainer:	Matt Bearegard (4th year)
S&C Coach:	Andrew Coleman (1st year)

- Omir Santos played for Columbus from 2012-13 and coached in Columbus in 2016

2023 STANDINGS

<u>EAST</u>	<u>W</u>	<u>L</u>	<u>PCT</u>	<u>GB</u>
Great Lakes ^{1h}	76	55	.580	-
West Michigan	68	62	.523	7.5
Fort Wayne ^{2h}	69	63	.523	7.5
Dayton	67	65	.508	9.5
Lake County	65	64	.504	10.0
Lansing	60	71	.458	16.0

<u>WEST</u>	<u>W</u>	<u>L</u>	<u>PCT</u>	<u>GB</u>
Cedar Rapids ^{1h, 2h}	82	50	.621	-
Peoria ^{WC}	69	63	.523	13.0
Wisconsin	62	68	.477	19.0
South Bend	57	73	.438	24.0
Beloit	56	75	.427	25.5
Quad Cities	55	77	.417	27.0

1h- First Half Winner, 2h- Second Half Winner

Midwest League Playoffs

Great Lakes over Fort Wayne, 2-1

Cedar Rapids over Peoria, 2-1

Cedar Rapids over Great Lakes, 2-1

Following a 31-34 first half that saw them finish 14.0 out of the division lead, Lake County rallied to a 34-30 record in the second half, but still missed out on a playoff spot by 2.0 games. However, the full season win-loss mark was a game to the good, marking the fourth straight winning season for the Captains.

Lake County finished 9th in the MWL in hitting (.236) while bottoming out in homers (79, 60 fewer than the previous season). Those numbers resulted in a league-worst 551 runs scored. Pitching was also a struggle, as the staff placed 10th in ERA (4.52) and dead last in walks allowed (571).

Dayan Frias was named as the only Batter of the Week (7/23), but three Captains were named Pitcher of the Week in June: Ryan Webb (6/4), Tommy Mace (6/11) and Juan Zapata (6/25). In addition, Milan Tolentino nabbed Player of the Month for July.

Unfortunately, no Lake County players were selected as postseason All-Stars (first time without a selection since 2018).

LYNCHBURG HILLCATS

3180 Fort Avenue • Lynchburg, VA 24501

(434) 528-1144 • lynchburg-hillcats.com

Media Contact:

Jason Prill

Radio:

Jason Prill



Ballpark: Bank of James Std. (1940)

Capacity: 4,281

Dimensions: LF-325, CF-390, RF-325

Last Season: 67-64 (3rd, CAR North)

League Titles: 8 (2017)

Affiliated Since: 2015



2024 Field Staff

Manager:

Jordan Smith (2nd year, 67-64)

Pitching Coach:

Tony Arnold (2nd year)

Hitting Coach:

Cole Nieto (1st year)

Bench Coach:

Erlin Cerda (1st year)

Trainer:

Yuka Ogata (1st year)

S&C Coach:

Jack Baldwin (1st year)

- Jordan Smith played for Columbus from 2016-17
- Tony Arnold was the Pitching Coach for Columbus from 2013-14

2023 STANDINGS

NORTH	W	L	PCT	GB
Carolina ^{2h}	72	55	.567	-
Down East ^{1h}	66	61	.520	6.0
Lynchburg	67	64	.511	7.0
Fredericksburg	65	63	.508	7.5
Salem	55	72	.433	17.0
Delmarva	56	74	.431	17.5

SOUTH	W	L	PCT	GB
Myrtle Beach ^{1h}	75	55	.577	-
Kannapolis	67	64	.511	8.5
Charleston ^{2h}	66	65	.504	9.5
Columbia	66	65	.504	9.5
Augusta	63	68	.481	12.5
Fayetteville	60	72	.455	16.0

1h- First Half Winner, 2h- Second Half Winner

Carolina League Playoffs

Down East over Carolina, 2-1
Charleston over Myrtle Beach, 2-1
Charleston over Down East, 2-0

Despite finishing with a winning record for the first time since 2018, the Hillcats missed out on the Carolina League Playoffs (snuck in with the 8th best record in 2022). The first half of 2023 saw Lynchburg at 31-34 (5.0GB), while the second produced a 36-30 mark (4.0GB).

Lynchburg's offense checked in at 3rd in hitting (.244) and 11th among 12 teams with only 62HR (finished last with 50HR in 2022). However, their 658 runs scored came in 2nd. Hillcat pitchers put forth the 11th best ERA in the league (4.56), ranking 11th in strikeouts (1,098) and surrendering the 4th most HR (90).

No batters took home any weekly awards, but the pitchers were honored four times for the second consecutive season: Wardquelin Vasquez (4/23), Parker Messick (5/14), Austin Peterson (8/6) and Adam Tulloch (8/20).

Among the postseason All-Stars, only Jose Devers (SS) was selected from Lynchburg, following a season that saw him rank 2nd in the Carolina League with 66RBI (4th in runs, 65; 5th in steals, 34).



2023 REVIEW

Jhonkensy Noel followed up an 80-run, 84RBI season in 2022 with an 81-run, 85RBI campaign last year. He also recorded at least 50XBH for the second straight year.



INTERNATIONAL LEAGUE

2023 Wrapup

2023 STANDINGS

EAST	W	L	PCT	GB	WEST	W	L	PCT	GB
Norfolk ^{1h}	90	59	.604	-	St. Paul	84	64	.568	-
Durham ^{2h}	88	62	.587	2.5	Nashville	83	65	.561	1.0
Lehigh Valley	80	66	.548	8.5	Iowa	82	65	.558	1.5
Worcester	79	68	.537	10.0	Louisville	75	73	.507	9.0
Buffalo	76	72	.514	13.5	Memphis	71	78	.477	13.5
Scranton/WB	73	75	.493	16.5	Gwinnett	70	78	.473	14.0
Jacksonville	70	79	.470	20.0	Indianapolis	70	78	.473	14.0
Rochester	66	80	.452	22.5	Toledo	70	78	.473	14.0
Syracuse	61	85	.418	27.5	Omaha	68	77	.469	14.5
Charlotte	53	96	.356	37.0	Columbus	68	79	.463	15.5

1h- First Half League Winner, 2h- Second Half League Winner

2023 PLAYOFFS

Triple-A National Championship

Norfolk over Durham, 2-1

Oklahoma City over Round Rock, 2-0

9/30- Norfolk 7, Oklahoma City 6

2023 AWARD WINNERS

Most Valuable Player	Week	Batter of the Week	Pitcher of the Week
Luken Baker, MEM	4/9	Tucupita Marcano, IND	Jose Butto, SYR
Pitcher of the Year	4/16	Tyler Freeman, COL	Tanner Bibee, COL
Robert Gasser, NAS	4/23	Colton Cowser, NOR	Elvin Rodriguez, DUR
Top MLB Prospect	4/30	Joshua Palacios, IND	Cory Abbott, ROC
Masyn Winn, MEM	5/7	Matt McLain, LOU	Caleb Smith, IND
Manager of the Year	5/14	Colton Cowser, NOR	Evan McKendry, DUR
Buck Britton, NOR	5/21	Drew Ellis, LHV	David Peterson, SYR
All-Star Team	5/28	Jake Cave, LHV	Daniel Lynch IV, OMA
SP- Louie Varland, STP	6/4	Matt Wallner, STP	Evan McKendry, DUR
SP- Quinn Priester, IND	6/11	Christian Encarnacion, LOU	Jeff Lindgren, JAX
SP- Robert Gasser, NAS	6/18	Chris Williams, STP	Joey Lucchesi, SYR
SP- Allan Winans, GWN	6/25	Niko Goodrum, WOR	Michael Soroka, GWN
RP- Anthony Maldonado, JAX	7/2	Abraham Toro, NAS	Wes Parsons, BUF
RP- Kody Funderburk, STP	7/9	Xavier Edwards, JAX	Allan Winans, GWN
C- Ivan Herrera, MEM	7/23	Spencer Horwitz, BUF	Connor Phillips, LOU
1B- Luken Baker, MEM	7/30	Anthony Prato, STP	Chayce McDermott, NOR
2B- Jonathan Aranda, DUR	8/6	Xavier Edwards, JAX	Chayce McDermott, NOR
3B- Justyn-Henry Malloy, TOL	8/13	Wilyer Abreu, WOR	Edward Cabrera, JAX
SS- Weston Wilson, LHV	8/20	Tyler Nevin, TOL	Sawyer Gipson-Long, TOL
OF- Colton Cowser, NOR	8/27	Colt Keith, TOL	Evan McKendry, NAS
OF- Estevan Florial, SWB	9/3	Justyn-Henry Malloy, TOL	Devin Smeltzer, JAX
OF- Wilyer Abreu, WOR	9/10	Jared Young, IOW	Zach Plesac, COL
DH- Christian Encarnacion, LOU	9/17	Orelvis Martinez, BUF	Cory Abbott, ROC
UT- Xavier Edwards, JAX	9/24	Ryan Vilade, IND	Nick Nastrini, CLT

2023 TEAM STATISTICS

BATTING	AVG	G	R	H	2B	3B	HR	RBI	BB	K	SB	CS	OBP	SLG	SAC	SF	HBP	DP
LOU	.279	148	902	1406	299	35	210	846	732	1345	148	40	.376	.477	9	52	84	119
NOR	.274	149	876	1384	284	28	201	828	613	1311	110	29	.360	.462	7	50	88	104
BUF	.274	148	853	1370	312	15	125	789	775	1139	176	35	.377	.417	11	57	92	120
IND	.269	148	795	1337	281	42	160	760	678	1337	115	40	.361	.439	10	39	60	122
IOW	.265	147	892	1297	302	29	207	856	729	1385	111	32	.368	.466	12	43	90	97
LHV	.264	146	857	1285	260	31	213	817	697	1268	180	44	.360	.462	16	57	60	102
STP	.263	148	875	1302	272	32	206	834	711	1459	158	38	.364	.456	7	48	101	110
DUR	.262	150	881	1320	306	28	225	840	722	1524	124	65	.359	.469	5	53	70	80
MEM	.262	149	862	1332	258	23	186	802	714	1227	134	25	.360	.431	9	40	92	119
NAS	.260	148	796	1273	264	25	183	751	672	1298	129	46	.355	.436	10	46	80	120
SWB	.259	148	796	1272	228	21	219	741	693	1308	174	51	.360	.448	4	34	95	122
TOL	.258	148	782	1257	289	37	179	759	719	1296	84	32	.356	.442	2	59	63	123
OMA	.257	145	763	1246	280	24	176	710	671	1273	223	53	.352	.433	14	50	70	111
CHA	.257	149	674	1273	253	17	144	628	504	1186	85	38	.330	.402	13	40	57	121
JAX	.256	149	751	1280	222	29	160	693	628	1306	124	29	.344	.408	9	41	64	124
ROC	.255	146	713	1250	251	29	139	659	547	1214	156	39	.335	.404	27	46	64	102
COL	.250	147	808	1222	293	25	176	759	680	1295	111	39	.349	.428	8	49	86	84
GWN	.250	148	725	1223	213	31	134	678	714	1285	190	34	.350	.388	5	60	74	118
SYR	.249	146	798	1225	224	18	222	764	694	1234	98	26	.350	.438	13	34	88	98
WOR	.249	147	834	1189	236	36	215	772	721	1390	197	56	.355	.449	4	37	85	82

PITCHING	W-L	ERA	CG	SHO	SV	IP	H	R	ER	HR	HB	BB	K	AVG
NAS	83-65	4.48	1	9	32	1282.0	1273	734	638	143	76	536	1305	.259
DUR	88-62	4.56	2	6	34	1315.1	1285	752	666	188	80	590	1341	.253
STP	84-64	4.59	0	2	30	1294.1	1254	743	660	147	70	688	1354	.254
NOR	90-59	4.62	2	8	40	1290.1	1214	724	662	143	67	676	1424	.246
SWB	73-75	4.67	0	3	33	1284.0	1185	761	666	199	102	643	1376	.242
GWN	70-78	4.95	3	8	28	1290.1	1284	779	710	164	58	612	1269	.261
BUF	76-72	5.00	0	3	27	1282.1	1223	787	712	192	79	685	1376	.250
WOR	79-68	5.01	1	3	35	1259.0	1274	786	701	197	75	647	1269	.260
IND	70-78	5.05	1	7	30	1281.2	1255	774	719	147	85	646	1317	.255
LHV	80-66	5.07	1	7	31	1268.1	1224	773	714	158	85	734	1207	.255
MEM	71-78	5.09	0	7	29	1316.2	1457	830	744	185	63	633	1310	.280
JAX	70-79	5.18	4	5	31	1287.0	1301	825	741	195	82	673	1193	.264
COL	68-79	5.32	2	7	24	1273.0	1218	808	753	214	82	767	1302	.253
OMA	68-77	5.33	0	2	27	1274.1	1303	821	755	208	73	695	1282	.265
IOW	82-65	5.34	0	6	34	1270.0	1220	831	754	173	88	753	1395	.252
TOL	70-78	5.42	0	4	30	1276.1	1349	829	769	187	91	665	1470	.270
ROC	66-80	5.52	1	4	30	1268.1	1334	872	778	171	71	731	1195	.272
SYR	61-85	5.80	0	7	21	1260.2	1344	894	813	232	60	686	1273	.272
LOU	75-73	6.16	0	2	25	1284.2	1334	945	879	221	89	793	1182	.269
CHA	53-96	6.25	0	0	27	1271.2	1412	965	883	216	87	761	1240	.281

Out of Control

Columbus pitching ranked 2nd in the IL in walks issued (767), obliterating the franchise mark of 638BB, set in 1983. Additionally, the staff established franchise worsts in homers allowed (214; previous was 198 in 2019), runs (808; previous was 788 in 1983), hit batters (82; previous was 81 in 2021) and wild pitches (97; previous was 87 in 2019).

2023 TEAM STATISTICS/LEAGUE LEADERS

DEFENSE	PCT	G	PO	A	E	TC	DP	TP	PB	SB	CS	CS%
LOU	.985	148	3854	1238	76	5168	156	0	13	130	33	.202
GWN	.984	148	3871	1319	82	5272	140	1	9	144	59	.291
LHV	.983	146	3805	1320	88	5213	145	0	14	130	47	.266
IND	.982	148	3846	1285	94	5225	124	0	7	138	24	.148
MEM	.982	149	3950	1404	99	5453	152	0	10	103	38	.270
STP	.981	148	3883	1278	98	5259	137	0	12	127	31	.196
IOW	.981	147	3811	1183	98	5092	119	0	15	137	42	.235
COL	.980	147	3819	1253	101	5173	130	0	9	150	33	.180
OMA	.980	145	3823	1297	104	5224	136	1	12	141	43	.234
JAX	.980	149	3861	1259	106	5226	149	1	14	145	37	.203
BUF	.979	148	3847	1258	107	5212	131	1	13	159	36	.185
ROC	.979	146	3807	1247	106	5160	130	0	10	176	50	.221
TOL	.979	148	3830	1169	105	5104	119	0	9	149	49	.247
CHA	.979	149	3815	1258	110	5183	141	0	9	165	44	.211
NOR	.978	149	3871	1221	112	5204	119	0	8	94	27	.223
DUR	.978	150	3947	1232	117	5296	129	0	6	134	30	.183
SYR	.977	146	3782	1151	114	5047	115	0	5	154	44	.222
NAS	.977	148	3846	1272	120	5238	123	0	13	127	56	.306
SWB	.976	148	3852	1282	127	5261	97	0	12	161	36	.183
WOR	.975	147	3777	1228	126	5131	120	1	26	163	32	.164

2023 LEAGUE LEADERS

Average			Hits		ERA		IP				
X. Edwards	JAX	.351	C. Norby	NOR	164	A. Winans	GWN	2.85	M. Spence	SWB	163.0
J. Aranda	DUR	.339	R. Mauricio	SYR	143	R. Gasser	NAS	3.79	E. McKendry	2 Tms	142.1
M. Andujar	IND	.338	R. Lantigua	BUF	142	J. Junk	NAS	4.18	J. Junk	NAS	140.0
S. Horwitz	BUF	.337	J. Mangum	JAX	141	E. McKendry	2 Tms	4.30	C. Boushley	NAS	135.2
V. Grissom	GWN	.330	3 tied		140	M. Spence	SWB	4.47	R. Gasser	NAS	135.1

HR		Doubles		Wins		Losses					
L. Baker	MEM	33	R. Lantigua	BUF	40	E. McKendry	2 Tms	12	G. Davila	CHA	11
B. Dalbec	WOR	33	C. Norby	NOR	40	M. McGreevy	MEM	11	6 tied		10
W. Wilson	LHV	31	Y. Perlaza	IOW	40	6 tied		9			
M. Gómez	MEM	30	M. Reynolds	LOU	38						
T. Gray	DUR	30	2 tied		36						

RBI		Triples		Saves		Games					
L. Baker	MEM	98	N. Gonzales	IND	8	A. Politi	WOR	15	B. Eisert	BUF	59
T. Gray	DUR	98	J. Mangum	JAX	8	M. Díaz	TOL	14	G. Moreno	ROC	59
C. Norby	NOR	92	4 tied		7	M. Rodríguez	2 Tms	14	R. Nutof	LOU	59
M. Reynolds	LOU	90				G. Holmes	GWN	13	E. Sisk	OMA	58
A. Chaparro	SWB	89				2 tied		10	3 tied		54

SB		OBP		Strikeouts		Walks					
D. Hamilton	WOR	57	S. Horwitz	BUF	.450	R. Gasser	NAS	166	D. Hutchison	2 Tms	75
C. Eden	BUF	53	J. Aranda	DUR	.449	M. Spence	SWB	153	R. Karcher	LOU	72
F. Wall	GWN	52	X. Edwards	JAX	.429	E. McKendry	2 Tms	130	C. Sanders	IOW	69
D. Blanco	OMA	47	R. Lantigua	BUF	.425	D. Rom	2 Tms	118	S. Drohan	WOR	63
A. Stevenson	STP	44	V. Grissom	GWN	.419	Q. Priestster	IND	116	4 tied		61

Runs		SLG		Average		HR Allowed					
C. Norby	NOR	104	L. Baker	MEM	.720	A. Winans	GWN	.218	M. Castillo	OMA	31
R. Lantigua	BUF	101	J. Aranda	DUR	.613	E. McKendry	2 Tms	.233	Z. Plesac	COL	30
Y. Perlaza	IOW	100	E. Florial	SWB	.565	R. Gasser	NAS	.236	M. Spence	SWB	30
M. Winn	MEM	99	B. Dalbec	WOR	.557	M. Spence	SWB	.254	E. McKendry	2 Tms	27
A. Stevenson	STP	91	M. Andujar	IND	.536	C. Boushley	NAS	.263	R. Wynne	LOU	26

2023 HITTING STATISTICS

BATTERS	G	AVG	AB	R	H	2B	3B	HR	RBI	BB	K	SB	CS	OBP	SLG	SAC	SF	HBP	DP
Juan Brito	5	.214	14	1	3	1	0	0	1	6	4	1	0	.450	.286	0	0	0	0
Zach Collins	116	.251	419	66	105	29	0	16	76	70	159	4	1	.358	.434	0	4	2	7
Raynel Delgado	104	.254	343	56	87	15	2	7	33	47	88	14	7	.344	.370	1	1	1	2
Joe Donovan	1	.400	5	1	2	0	0	0	0	3	0	0	0	.400	.400	0	0	0	0
Tyler Freeman	24	.319	91	24	29	5	1	2	17	15	16	10	0	.457	.462	0	1	9	0
David Fry	29	.317	101	18	32	9	1	4	19	11	21	2	0	.402	.545	0	1	4	3
Marcos Gonzalez	18	.140	50	6	7	2	0	0	7	4	15	0	0	.254	.180	0	1	4	0
Oscar Gonzalez	83	.287	335	49	96	23	4	13	64	19	83	2	0	.323	.496	0	6	2	7
Eric Haase	8	.154	26	1	4	0	0	1	2	3	8	0	0	.233	.269	0	1	0	0
Bryan Lavastida	52	.233	189	32	44	9	0	8	37	22	47	7	1	.310	.407	2	4	1	5
Sandy Leon	16	.220	50	6	11	3	0	2	4	10	11	0	0	.361	.400	0	0	1	0
Kyle Manzardo	21	.256	78	16	20	8	0	6	16	12	14	0	0	.348	.590	0	2	0	1
Angel Martinez	37	.268	142	17	38	8	1	3	19	10	36	1	0	.320	.401	1	0	1	2
Bo Naylor	60	.253	217	45	55	12	1	13	48	49	52	2	2	.393	.498	0	2	2	5
Jhonkensy Noel	138	.220	519	81	114	23	0	27	85	49	145	1	3	.303	.420	0	3	14	10
Richie Palacios	56	.217	217	42	47	13	0	3	30	41	41	6	4	.351	.318	1	4	6	3
Micah Pries	115	.232	401	64	93	27	4	14	43	47	101	3	4	.328	.424	0	4	12	8
Roman Quinn	15	.176	34	8	6	2	0	0	6	10	19	2	0	.391	.235	2	0	2	0
Brayan Rocchio	116	.280	468	81	131	33	6	7	65	60	66	25	7	.367	.421	0	3	6	9
Eric Rodriguez	9	.263	19	0	5	1	0	0	1	2	4	0	0	.318	.316	0	1	0	1
J. Rodriguez	47	.280	175	32	49	12	2	11	33	25	66	0	0	.376	.560	0	0	2	4
Chris Roller	92	.222	257	46	57	13	0	12	47	55	94	13	4	.373	.412	0	5	10	0
D. Schneemann	114	.267	419	67	112	30	1	13	60	59	100	17	3	.360	.437	1	2	3	8
Jose Tena	15	.350	60	9	21	5	1	4	11	4	17	0	1	.394	.667	0	1	1	0
George Valera	73	.211	256	40	54	10	1	10	35	50	85	1	2	.343	.375	0	3	3	9
Team Total	147	.250	4885	808	1222	293	25	176	759	680	1295	111	39	.349	.428	8	49	86	84

Top Hit Streaks

Rocchio	16	7/1-7/26
Rocchio	16	4/11-5/3
Rodriguez	13	8/10-8/25
Pries	13	6/24-7/9
Gonzalez	12	9/8-9/21
Fry	11	4/22-c

Top On-Base Streaks

Freeman	24	3/31-c
Collins	24	5/6-6/2
Fry	20	4/12-c
Pries	20	6/24-7/21
Rocchio	19	6/29-7/27
Noel	19	4/16-5/9

2023 Disabled List Summary

Name, Pos	Date (Injury)
N. Mikolajchak, RHP	3/31-9/24 (r. elbow)
A. Misiaszek, LHP	3/31-9/24 (l. elbow)
C. Simpson, RHP	3/31-4/17 (r. elbow) 5/16-6/12 (l. oblique)
G. Valera, OF	3/31-5/10 (r. hand) 5/20-6/16 (r. hamstring)
K. Marman, RHP	4/19-8/2 (r. elbow)
D. Schneemann, INF	4/20-5/5 (l. hamstring)
R. Delgado, INF	4/27-5/2 (l. calf)
P. Deihl, LHP	5/31-7/8 (lat)
L. Oviedo, RHP	6/19-6/28 (r. forearm)
A. Scott, LHP	6/23-8/10 (l. shoulder)
C. Baragar, LHP	6/30-8/2 (l. forearm)
N. Enright, RHP	7/12-7/18 (l. calf)
J. Romero	8/3-8/7 (r. elbow)
S. Leon, C	8/5-9/12 (r. thigh)
M. Pries, INF	9/13-9/21 (r. elbow)

2023 Rehab Summary

Name, Pos	Date (Injury)
S. Hentges, LHP	4/25-5/4 (l. shoulder)
A. Civala, RHP	5/18-6/1 (l. oblique)
T. McKenzie, RHP	5/20-6/3 (r. teres major) 9/19-9/23 (r. elbow)
C. Morris, RHP	6/6-6/10 (r. teres major)
P. Battenfield, RHP	7/18-8/3 (r. shoulder)
C. Quantrill, RHP	8/9-8/13 (r. shoulder) 8/20-8/30 (r. shoulder)
T. Freeman, INF	8/11-8/14 (r. shoulder)
D. Fry, C	8/25-8/31 (l. hamstring)
M. Kelly, RHP	9/6-9/18 (lower back)
S. Bieber, RHP	9/17-9/21 (r. elbow)

On the Board

The 2023 Clippers tied the 1994 Clippers with fewest shutouts, failing to score in only three contests on the year (144 games with a run scored is also a franchise record).

After getting blanked in the 19th game of the season, Columbus played for over a month until the next zero, in game 53. From there, at least one Clipper scored in 78 straight games until the final shutout, on 9/6 vs. Scranton.

On the year, the 808 runs plated by Columbus marked the second straight season with at least 800 tallies (zero such seasons between 2000 and 2021). Meanwhile, the 808 runs allowed was the first time opponents had ever cleared 800. However, the staff still managed to pitch seven shutouts (tied for 4th most, two off the lead).

Despite the perfectly even run differential, the Clippers finished 11 games under .500. Only Memphis underperformed worse than Columbus (+38 run differential, 71-77).

2023 PITCHING STATISTICS

PITCHERS	W-L	ERA	G	GS	CG	SHO	SV	SVO	IP	H	R	ER	HR	HB	BB	K	AVG
Logan Allen	0-0	3.10	5	5	0	0	0	0	20.1	16	7	7	1	0	9	26	.213
Jaime Arias	0-0	6.14	2	1	0	0	0	0	7.1	4	5	5	2	0	1	3	.154
Caleb Baragar	2-1	6.54	23	0	0	0	2	6	31.2	27	24	23	6	0	27	41	.227
Peyton Battenfield	0-5	5.66	9	9	0	0	0	0	47.2	45	31	30	13	2	21	24	.249
Tanner Bibee	2-0	1.76	3	3	0	0	0	0	15.1	8	3	3	0	0	8	19	.151
Shane Bieber	0-0	0.00	1	1	0	0	0	0	3.2	0	0	0	0	0	3	7	.000
Jason Bilous	3-2	5.92	38	2	0	0	1	5	48.2	53	35	32	7	4	53	56	.282
Seth Caddell	0-0	0.00	2	0	0	0	0	0	1.1	0	0	0	0	0	0	0	.000
Joey Cantillo	6-4	4.64	20	18	1	0	0	0	95.0	89	50	49	16	4	55	111	.245
Aaron Civale	0-0	4.91	3	3	0	0	0	0	11.0	13	6	6	2	0	4	16	.302
Zach Collins	0-0	36.00	1	0	0	0	0	0	1.0	6	4	4	1	0	0	0	.667
Brett Daniels	0-3	7.80	14	1	0	0	0	2	15.0	18	16	13	3	0	19	13	.310
Phillip Diehl	3-1	6.89	24	0	0	0	0	2	32.2	29	30	25	6	1	20	35	.230
Jerad Eickhoff	1-7	6.92	14	13	0	0	0	0	67.2	83	53	52	14	5	32	41	.305
Nic Enright	5-2	5.45	25	0	0	0	1	5	34.2	35	23	21	9	1	17	38	.267
Hunter Gaddis	2-10	6.05	20	15	0	0	0	0	74.1	82	55	50	18	6	33	65	.276
Amir Garrett	1-1	5.79	5	0	0	0	0	0	4.2	3	4	3	2	0	4	4	.188
Sam Hentges	0-0	3.38	3	0	0	0	0	0	2.2	2	1	1	0	0	1	2	.200
Tim Herrin	7-2	3.38	33	0	0	0	3	5	37.1	21	14	14	3	0	20	43	.164
James Karinchak	0-0	4.24	24	0	0	0	5	5	23.1	14	12	11	1	0	13	42	.175
Michael Kelly	1-3	3.58	32	0	0	0	2	3	37.2	38	16	15	3	2	22	58	.262
Randy Labaut	0-2	6.46	16	1	0	0	1	1	23.2	20	18	17	3	1	21	14	.233
Kyle Marman	1-0	4.91	4	0	0	0	0	1	3.2	7	2	2	0	1	5	5	.467
Triston McKenzie	0-1	5.14	4	4	0	0	0	0	14.0	12	8	8	5	0	5	15	.235
Cody Morris	2-1	3.74	18	1	0	0	0	1	33.2	20	14	14	5	2	25	40	.171
Daniel Norris	4-5	5.45	22	16	0	0	0	0	67.2	78	46	41	13	4	29	62	.291
Luis Oviedo	4-0	4.82	42	0	0	0	1	1	61.2	53	36	33	4	11	40	60	.230
Konnor Pilkington	0-2	8.36	4	4	0	0	0	0	14.0	19	14	13	3	1	11	14	.339
Zac Plesac	5-6	6.08	19	18	1	0	0	0	94.2	98	64	64	30	1	42	71	.268
Thomas Ponticelli	2-7	4.64	44	5	0	0	2	5	64.0	71	40	33	8	5	32	57	.281
Cal Quantrill	1-2	9.00	3	3	0	0	0	0	14.0	17	14	14	3	1	7	10	.298
Jhon Romero	3-3	4.28	34	1	0	0	1	5	48.1	42	24	23	5	5	27	56	.240
Adam Scott	0-1	5.83	23	10	0	0	0	0	46.1	47	36	30	3	14	46	45	.263
Caleb Simpson	1-0	7.71	11	1	0	0	0	0	11.2	11	10	10	3	1	19	8	.275
Cade Smith	4-3	4.65	30	0	0	0	2	4	40.2	37	22	21	6	2	19	66	.236
Riley Smith	0-1	19.80	2	1	0	0	0	0	5.0	12	13	11	1	0	12	2	.480
Touki Toussaint	2-1	4.06	20	1	0	0	3	3	37.2	27	19	17	3	3	23	48	.206
Chris Vallimont	2-1	6.52	16	1	0	0	0	2	29.0	31	21	21	6	3	16	22	.277
Gavin Williams	3-2	2.93	9	9	0	0	0	0	46.0	29	16	15	6	2	21	61	.186
Juan Zapata	1-0	4.15	2	0	0	0	0	0	4.1	1	2	2	0	0	5	2	.091
Team Total	68-79	5.32	147	147	2	7	24	56	1273.0	1218	808	753	214	82	767	1302	.253

Low Highs

James Karinchak led the Clippers with five saves in 2023, the lowest team-leading total in franchise history. The leader had six saves three times prior (2021, 2019 and 1986), while the last time a Clipper reached double digits was in 2018 (Brian Taylor, 11). As a team, the 24 saves tied for the fewest in franchise history (1980, 1978).

Joey Cantillo led the squad with 95.0IP, also the lowest team-leading total in franchise history. Prior to 2023, only one season had ended without a Clipper eclipsing 100.0IP (Zach Jackson, 99.2IP in 2009). Despite that small number of innings, Cantillo punched out 111 batters, a team-high that beats 21 other seasons of Clippers baseball.

Zach Plesac was one out behind Cantillo, registering 94.2IP, but surrendered a franchise high of 30HR (2.9 per 9.0IP) in that limited amount of time (Ryan Bradley, 28HR in 1999).

2023 DEFENSIVE STATISTICS

PLAYER	POS	PCT	G	PO	A	E	TC	DP	PB	PITCHER	PCT	G	PO	A	E	TC	DP
Brito, J	2B	.929	5	4	9	1	14	0		Allen, L	1.000	5	2	1	0	3	0
Collins, Z	C	.982	35	308	18	6	332	4	2	Arias, J	1.000	2	0	1	0	1	0
	1B	.989	13	93	1	1	95	13		Baragar, C	1.000	23	1	2	0	3	0
Delgado, R	2B	.980	82	181	211	8	400	58		Battenfield, P	1.000	9	1	3	0	4	0
	3B	1.000	19	12	23	0	35	3		Bibee, T	1.000	3	0	1	0	1	0
Donovan, J	OF	.000	1	0	0	2	2	0		Bieber, S	1.000	1	1	0	0	1	0
Freeman, T	2B	.983	13	21	38	1	60	12		Bilous, J	1.000	38	4	5	0	9	0
	3B	1.000	4	1	5	0	6	1		Caddell, S	-	2	0	0	0	0	0
	SS	.955	7	9	12	1	22	3		Cantillo, J	.889	20	2	6	1	9	0
Fry, D	C	1.000	2	9	0	0	9	0	1	Civale, A	-	3	0	0	0	0	0
	1B	1.000	8	34	1	0	35	5		Collins, Z	-	1	0	0	0	0	0
	2B	1.000	1	1	1	0	2	1		Daniels, B	1.000	14	1	1	1	2	0
	3B	.980	23	16	33	1	50	6		Diehl, P	1.000	24	1	2	0	3	0
Gonzalez, M	1B	1.000	2	6	0	0	6	0		Eickhoff, J	1.000	14	6	3	0	9	1
	2B	.952	9	9	11	1	21	0		Enright, N	.667	25	1	1	1	3	0
Gonzalez, O	OF	.985	79	123	9	2	134	0		Gaddis, H	.833	20	3	7	2	12	1
Haase, E	C	1.000	8	80	7	0	87	0	0	Garrett, A	-	5	0	0	0	0	0
Lavastida, B	C	.987	46	379	15	5	399	2	2	Hentges, S	1.000	3	1	0	0	1	0
Leon, S	C	.989	10	87	4	1	92	1	0	Herrin, T	1.000	33	2	7	0	9	0
Manzardo, K	1B	1.000	19	146	17	0	163	11		Karinchak, J	1.000	24	1	0	0	1	0
Martinez, A	2B	1.000	12	24	27	0	51	7		Kelly, M	1.000	32	0	2	0	2	1
	3B	1.000	18	8	37	0	45	3		Labaut, R	1.000	16	1	4	0	5	0
	SS	1.000	5	4	5	0	9	1		Marman, K	-	4	0	0	0	0	0
Naylor, B	C	.987	44	431	24	6	461	3	3	McKenzie, T	1.000	4	2	1	0	3	0
Noel, J	1B	1.000	28	171	18	0	189	19		Morris, C	1.000	18	0	1	0	1	0
	3B	.974	20	14	24	1	39	8		Norris, D	.909	22	2	8	1	11	2
	OF	1.000	85	126	15	0	141	3		Oviedo, L	.938	42	7	8	1	16	0
Palacios, R	OF	.955	59	104	2	5	111	1		Pilkington, K	1.000	4	0	1	0	1	0
Pries, M	1B	.987	93	563	44	8	615	66		Plesac, Z	.857	19	13	11	4	28	0
	3B	1.000	1	1	0	0	1	0		Ponticelli, T	1.000	44	5	10	0	15	1
	OF	1.000	23	37	2	0	39	1		Quantrill, C	1.000	3	1	5	0	6	0
Quinn, R	OF	1.000	13	22	1	0	23	1		Romero, J	1.000	34	3	4	0	7	1
Rocchio, B	2B	.975	11	18	21	1	40	6		Scott, A	.700	23	0	7	3	10	0
	3B	1.000	5	0	5	0	5	1		Simpson, C	1.000	11	0	2	0	2	0
	SS	.971	98	126	237	11	374	50		Smith, C	.500	30	0	1	1	2	0
Rodriguez, E	C	.970	5	30	2	1	33	0	1	Smith, R	.000	2	0	0	1	1	0
Rodriguez, J	OF	.966	42	78	6	3	87	1		Toussaint, T	1.000	20	1	3	0	4	0
Roller, C	OF	.987	80	214	8	3	225	2		Vallimont, C	1.000	16	4	2	0	6	1
Schneemann	2B	.981	15	22	31	1	54	12		Williams, G	1.000	9	2	5	0	7	1
	3B	.968	66	36	113	5	154	13		Zapata, J	1.000	2	0	1	0	1	0
	SS	.978	30	33	57	2	92	14									
	OF	1.000	3	5	0	0	5	0									
Tena, J	2B	1.000	2	3	3	0	6	1									
	3B	.750	2	2	1	1	4	1									
	SS	.900	9	13	32	5	50	6									
Valera, G	OF	.981	73	147	7	3	157	3									
Team Total*		.980	147	3819	1253	101	5173	130									

*-includes pitcher stats

CATCHER	PCT	CS	SB	ATT
Collins, Z	.121	4	29	33
Fry, D	.000	0	1	1
Haase, E	.375	3	5	8
Lavastida, B	.228	13	44	57
Leon, S	.111	1	8	9
Naylor, B	.167	11	55	66
Rodriguez, E	.111	1	8	9
Team Total	.180	33	150	183

Caught Shorthanded

Even with 28 players on the roster, the Clippers were scrambling to fill a lineup on 4/18, resulting in all emergency catchers pressed into duty. While Bo Naylor lined up behind the dish, Eric Rodriguez made his fifth career start at DH. Zach Collins started at first base for the 43rd time in his career (including MLB) and David Fry joined him on the infield with his fifth career start at second base. Joe Donovan made his first career start in right field (had never played anywhere but catcher in his career, made two errors in two chances).

2023 MISCELLANEOUS STATISTICS

BATTER	Homeruns					Multi-Hit Games					Multi-RBI Games				
	1R	2R	3R	GS	Record	2H	3H	4H	5+H	Total	2BI	3BI	4BI	5+BI	Total
Brito						1				1					0
Collins*	7	3	4	2	10-5	27	2	1		30	11	5	3		19
Delgado	7				4-3	19	2			21	6	1			7
Donovan						1				1					0
Freeman	1	1			1-1	6		1	1	8		4			4
Fry	4				2-2	7	1			8	2		1		3
Gonzalez, M						1				1	2				2
Gonzalez, O	6	4	2	1	7-6	17	8		1	26	8	6	1	1 ^a	16
Haase	1				0-1	1				1					0
Lavastida	5	2	1		7-1	7	3	1		11	6	2	1		9
Leon	1	1			2-0	3				3	1				1
Manzardo*	3	3			2-3	5	1			6	4	1			5
Martinez	1	1	1		3-0	6	3			9	2	3			5
Naylor*	6	5	1	1	7-5	13	2			15	8	3	3		14
Noel*	16	6	4	1	12-14	24	2	1	1	28	16	5	3		24
Palacios	2	1			2-1	10	2			12	5	2		1	8
Pries**	9	5			7-5	14	5	2		21	5		2		7
Quinn						1				1	2				2
Rocchio	4	1	2		3-4	22	9	1		32	9	3	1	2	15
Rodriguez, E						1				1					0
Rodriguez, J*	5	5	1		5-5	12	1			13	4	3		1	8
Roller*	6	4	1	1	7-4	7	1	1		9	5	5		1 ^b	11
Schneemann	8	3	2		9-4	25	1	2		28	11	3	1		15
Tena*	4				1-2	3	1	1		5	2	1			3
Valera**	7	2	1		5-3	9	2			11	4	3			7
Team Total	103	47	20	6	56-49	242	46	11	3	302	113	50	16	6	185

*=# of 2HR games, a-6RBI game for Gonzalez, b-7RBI game for Roller

BATTER	Starts by Position										Starts by Batting Order									
	C	1B	2B	3B	SS	LF	CF	RF	DH		1 st	2 nd	3 rd	4 th	5 th	6 th	7 th	8 th	9 th	
Brito			5									1							1	3
Collins	34	13								67			3	58	30	14	6	3		
Delgado			81	17						3							6	45	50	
Donovan								1												1
Freeman			13	4	7						2	22								
Fry	2	4	1	21							2	4		5	1	4	12			
Gonzalez, M		1	8						7								3	8	5	
Gonzalez, O						30		48	4		14	31	36	1						
Haase		8														1	7			
Lavastida	45							4			19	7					15	7	1	
Leon	10								6					1		6	9			
Manzardo		19							2			19	2							
Martinez			12	18	5				2		7	1		1	4	18	6			
Naylor	44								16		4	56								
Noel		25		18		45		39	10			1	11	44	40	40	1			
Palacios					28	22	5	1		56										
Pries		85			17	2	7		1				9	14	44	24	18	1		
Quinn					2	8			1								2	3	6	
Rocchio			11	5	98				2		60	34	1		21					
Rodriguez, E	4								1									2	3	
Rodriguez, J								42	4				5	32	2	2	5			
Roller					8	72	2			1	1						7	12	61	
Schneemann			14	62	28		3		2	27	36				6	4	20	16		
Tena			2	2	9				2		7	7				1				
Valera						17	42	8	6				12	1	26	34				

2023 DAY BY DAY RESULTS

Date	Opp	Result	Time Delay	Rec.	Pos.	GA/B	Winner	Loser	Save	Att.	Home
3/31	low	L, 11-5	2:50	0-1	T8th	-1.0	Borucki	Pilkington		4,921	
4/1	low	L, 4-3 (10)	2:53	0-2	T9th	-2.0	Duffey	Daniels		3,486	
4/2	low	L, 12-11	3:00	0-3	T9th	-3.0	Nittoli	Romero, J	Burdi	3,776	
4/4	Cha	L, 6-2	2:29	0-4	T9th	-3.5	Perez, A	Battenfield		8,222	8,222
4/5	Cha	PPD., Rescheduled as a DH on 4/7									
4/6	Cha	W, 4-3 (10)	2:43	1-4	10th	-3.5	Diehl	Ramsey		3,690	11,912
4/7	Cha	W, 4-0 (7)	2:02	2-4	T6th	-2.5	Bibee	Peralta	Ponticelli	-	11,912
4/7	Cha	W, 17-0 (7)	2:18	3-4	T6th	-2.0	Oviedo	Alexy		4,339	16,251
4/8	Cha	L, 8-2	3:01	3-5	T7th	-2.5	Henzman	Diehl		5,430	21,681
4/9	Cha	L, 3-1	2:13	3-6	8th	-3.5	Banks	Norris	Middleton	5,052	26,733
4/11	Wor	W, 10-3	2:38	4-6	8th	-3.5	Kelly, M	Jacques	Baragar	6,783	
4/12	Wor	W, 10-5	3:29	5-6	T7th	-2.5	Marman	Mata		6,847	
4/13	Wor	W, 16-1	2:54	6-6	T6th	-2.5	Bibee	Murphy		7,768	
4/14	Wor	W, 8-1	3:01	7-6	T6th	-2.0	Diehl	Paxton		9,508	
4/15	Wor	L, 6-5	2:37	7-7	7th	-2.0	Politi	Ponticelli		8,732	
4/16	Wor	W, 10-1	2:54	8-7	T6th	-2.0	Romero, J	Gudino	Toussaint	8,031	
4/18	Tol	L, 9-4	3:04	8-8	T5th	-3.0	Hill, G	Bilous		5,358	32,091
4/19	Tol	L, 5-3	2:50	8-9	T5th	-4.0	Zabala	Ponticelli	Diaz, M	4,723	36,814
4/20	Tol	L, 8-3	2:44	8-10	6th	-5.0	Goudeau	Scott		5,450	42,264
4/21	Tol	PPD., Rescheduled as a DH on 4/22									
4/22	Tol	L, 4-0 (7)	2:09	8-11	6th	-6.0	Wisler	Pilkington	Diaz, M	-	42,264
4/22	Tol	L, 7-3 (7)	2:09	8-12	6th	-7.0	White	Bilous	Castro, K	5,539	47,803
4/23	Tol	W, 10-3	2:34	9-12	6th	-6.0	Ponticelli	Fry, J		4,886	52,689
4/25	Ind	L, 10-4	2:43	9-13	T6th	-7.0	Emanuel	Norris		3,993	
4/26	Ind	W, 10-7	3:17	10-13	6th	-7.0	Simpson	De Los Santos		3,078	
4/27	Ind	W, 7-0	2:41	11-13	6th	-6.0	Williams	Priester		6,973	
4/28	Ind	W, 7-4	2:53	12-13	6th	-5.0	Toussaint	Bido	Baragar	6,036	
4/29	Ind	L, 8-5	2:28	:39	12-14	6th	-5.0	Ortiz, L.L.	Daniels	5,254	
4/30	Ind	PPD., Rescheduled as a DH on 6/21									
5/2	low	PPD., Rescheduled as a DH on 5/6									
5/3	low	W, 10-2	2:50	13-14	6th	-6.0	Herrin	Hendricks		3,828	56,517
5/4	low	L, 2-1	2:26	13-15	6th	-6.0	Horn	Toussaint	Rodriguez, M	4,596	61,113
5/5	low	L, 9-5	2:31	13-16	6th	-6.0	Kilian	Gaddis		7,353	68,466
5/6	low	W, 5-1 (7)	1:43	14-16	6th	-5.5	Plesac	Neidert		-	68,466
5/6	low	W, 4-3 (8)	2:11	15-16	6th	-4.5	Herrin	Rodriguez, M		8,320	76,786
5/7	low	W, 9-5	2:50	16-16	6th	-3.5	Toussaint	Thompson		6,752	83,538
5/9	Lou	L, 10-9	3:16	16-17	6th	-4.5	Duarte	Herrin		3,786	
5/10	Lou	L, 5-1	2:10	16-18	T6th	-5.0	Brown, Z	Williams		6,217	
5/11	Lou	L, 8-2	2:37	16-19	T6th	-6.0	Williamson	Gaddis		5,092	
5/12	Lou	W, 6-2	2:57	17-19	6th	-6.0	Romero, J	Guerrero		6,265	
5/13	Lou	W, 13-11	3:16	18-19	6th	-5.5	Baragar	Kuhnel		5,741	
5/14	Lou	L, 6-5 (10)	2:44	18-20	T6th	-5.5	Nutof	Romero, J		4,134	
5/16	Stp	L, 6-5 (10)	3:02	18-21	T7th	-5.5	Murphy	Daniels	Ortega, O	7,661	91,199
5/17	Stp	W, 4-3	2:39	19-21	T6th	-5.0	Gaddis	WoodsRichardson	Kelly, M	9,640	100,839
5/18	Stp	W, 2-1	1:46	20-21	T6th	-4.0	Norris	Headrick	Toussaint	4,939	105,778
5/19	Stp	L, 8-1	2:32	20-22	8th	-4.5	Sanchez, Aa	Plesac		6,578	112,356
5/20	Stp	W, 5-3	2:32	21-22	T6th	-5.0	Cantillo	Winder	Kelly, M	8,176	120,532
5/21	Stp	W, 7-3	2:07	22-22	T5th	-4.0	Williams	Dobnak		8,777	129,309
5/23	Ind	W, 6-5	3:04	23-22	T4th	-4.0	Herrin	De Jong	Toussaint	9,132	138,441
5/24	Ind	L, 12-9	3:14	23-23	T5th	-4.0	Mlodzinski	Norris	Bolton	6,228	144,669
5/25	Ind	W, 5-4	2:39	24-23	T4th	-4.0	Herrin	De Los Santos		5,222	149,891
5/26	Ind	L, 7-3	2:31	24-24	6th	-4.0	Borucki	Plesac		8,231	158,122
5/27	Ind	W, 10-9	3:05	25-24	T5th	-4.0	Baragar	Stratton		10,100	168,222
5/28	Ind	W, 5-4	2:38	26-24	T4th	-4.0	Herrin	De Jong	Ponticelli	9,140	177,362
5/30	low	W, 4-2	2:47	1:06	27-24	T4th	-3.0	Norris	Thompson	Herrin	4,326
5/31	low	L, 9-0 (7)	1:42	:50	27-25	5th	-4.0	Thompson, K	Plesac	4,675	
6/1	low	L, 9-8 (10)	3:38		27-26	5th	-5.0	Horn	Ponticelli	4,461	

2023 DAY BY DAY RESULTS

Date	Opp	Result	Time	Delay	Rec.	Pos.	GA/B	Winner	Loser	Save	Att.	Home	
6/2	low	W, 15-2	3:04		28-26	5th	-4.0	Williams	Brown, Be		7,557		
6/3	low	W, 5-3	2:24		29-26	5th	-3.0	Ponticelli	Kilian		10,692		
6/4	low	W, 10-7	3:03		30-26	T4th	-2.5	Zapata	Little		5,342		
6/6	Lou	L, 6-5	2:38		30-27	5th	-3.5	Busenitz	Gaddis	Duarte	10,845	188,207	
6/7	Lou	L, 8-5	2:50		30-28	5th	-4.5	Nutof	Herrin		9,105	197,312	
6/8	Lou	L, 13-8	3:01		30-29	5th	-5.0	Solomon	Baragar	Bracho	10,100	207,412	
6/9	Lou	L, 7-3	2:42		30-30	T5th	-5.0	Garcia, P	Enright		10,315	217,727	
6/10	Lou	L, 10-9	3:19		30-31	6th	-5.0	Mariot	Norris	Busenitz	10,418	228,145	
6/11	Lou				Cancelled, Rain								
6/13	Oma	L, 6-5	2:36		30-32	6th	-6.5	Snider	Kelly, M	Kriske	2,332		
6/14	Oma	L, 6-1	2:25		30-33	7th	-7.5	Marsh	Williams		4,066		
6/15	Oma	L, 4-2	2:22		30-34	7th	-7.5	Castillo, M	Gaddis	Kriske	4,616		
6/16	Oma	L, 4-1	2:17		30-35	7th	-8.5	Veneziano	Ponticelli		4,949		
6/17	Oma	L, 13-4	2:50		30-36	7th	-8.5	Parrish	Romero, J		3,826		
6/18	Oma	L, 6-4	2:24		30-37	7th	-9.5	Heasley	Cantillo	Snider	5,041		
6/20	Ind	W, 3-1	2:45	:10	31-37	7th	-9.5	Enright	Jones	Romero, J	9,274		
6/21	Ind	L, 11-2 (7)	2:19		31-38	7th	-10.0	Emanuel	Gaddis		-		
6/21	Ind	W, 3-2 (7)	1:49		32-38	7th	-9.0	Morris	Underwood	Karinchak	8,245		
6/22	Ind	L, 6-2	2:28		32-39	T7th	-9.5	Alldred	Eickhoff		9,790		
6/23	Ind	L, 18-5	2:43		32-40	T7th	-10.5	O'Reilly	Smith, R		13,312		
6/24	Ind	L, 3-1	2:32		32-41	T9th	-11.5	Ramirez, Y	Kelly, M	Stratton	9,157		
6/25	Ind	W, 7-6	2:50		33-41	T7th	-10.5	Romero, J	Underwood	Labaut	10,166		
6/28	Tol	W, 11-10(10)	3:16		34-41	7th	-10.0	Bilous	Wisler		9,338	237,483	
6/29	Tol	W, 6-2	2:22		35-41	T7th	-10.0	Enright	Calvo		7,803	245,286	
6/30	Tol	L, 7-3	2:53		35-42	T7th	-11.0	Hanifee	Eickhoff		9,415	254,701	
7/1	Tol	W, 7-6	2:48		36-42	T7th	-11.0	Smith, C	Diaz, M		7,321	262,022	
7/2	Tol	W, 7-1 (5)	2:09	:35	37-42	7th	-11.0	Cantillo	Faedo		8,743	270,765	
7/3	Tol	L, 11-9	3:10		37-43	T7th	-12.0	Guenther	Kelly, M	Bristo	8,787	279,552	
7/4	Nas	W, 19-2	2:51	:44	38-43	T7th	-11.0	Plesac	Junk		10,704		
7/5	Nas	L, 15-14	3:16		38-44	T7th	-11.5	Bennett	Labaut		5,876		
7/6	Nas	W, 6-2	2:43		39-44	T7th	-11.5	Norris	Jarvis		6,247		
7/7	Nas	L, 5-3	2:26		39-45	8th	-11.5	Contreras, L	Ponticelli	Bukauskas	8,864		
7/8	Nas				Cancelled, Rain								
7/9	Nas	L, 7-6 (8)	2:25	:35	39-46	8th	-12.5	Wilson	Gaddis	Andrews	5,588		
7/14	low	L, 7-3	3:19		39-47	8th	-12.5	Wick	Plesac		10,100	289,652	
7/15	low	W, 4-0	2:16		40-47	8th	-12.5	Norris	Thompson, R		10,100	299,752	
7/16	low	L, 4-3	2:41		40-48	8th	-12.5	Sanders	Vallimont	Rodriguez, M	10,563	310,315	
7/18	Lou	W, 5-3 (7)	2:11	2:42	41-48	8th	-12.0	Smith, C	Roa	Karinchak	4,766		
7/19	Lou	L, 12-4	2:49		41-49	8th	-13.0	Salazar	Labaut		4,243		
7/20	Lou	W, 11-6	3:15		42-49	8th	-12.5	Bilous	Mariot		6,099		
7/21	Lou	L, 16-1	2:43		42-50	8th	-12.5	Phillips	Cantillo		6,939		
7/22	Lou	W, 7-3	2:43		43-50	8th	-12.0	Morris	Karcher		7,288		
7/23	Lou	L, 4-3	2:29		43-51	8th	-13.0	Nutof	Battenfield	Busenitz	8,299		
7/25	Oma	W, 10-2	2:52		44-51	8th	-13.0	Eickhoff	Bowlan		11,084	321,399	
7/26	Oma	L, 5-2	2:43		44-52	8th	-14.0	Pennington	Smith, C	Klein	10,100	331,499	
7/27	Oma	L, 5-2	2:53		44-53	8th	-14.0	Ragans	Gaddis	Kowar	7,261	338,760	
7/28	Oma	L, 7-6	2:50		44-54	8th	-14.0	Castillo, M	Ponticelli	Klein	7,838	346,598	
7/29	Oma	W, 6-3	2:41		45-54	8th	-14.0	Diehl	Veneziano	Herrin	10,100	356,698	
7/30	Oma	L, 7-5	2:12		45-55	8th	-14.0	Bowlan	Battenfield		9,008	365,706	
8/1	Stp	W, 15-7	2:48		46-55	8th	-13.0	Plesac	Headrick		10,100	375,806	
8/2	Stp	L, 5-3	2:41		46-56	8th	-13.5	Funderburk	Gaddis	Sands	9,229	385,035	
8/3	Stp	W, 6-3	2:37		47-56	8th	-12.5	Oviedo	Dobnak	Karinchak	8,256	393,291	
8/4	Stp	W, 7-0	2:30	:09	48-56	8th	-12.0	Cantillo	Enlow		8,868	402,159	
8/5	Stp	L, 7-3	2:50		48-57	8th	-12.5	Varland	Battenfield		10,100	412,259	
8/6	Stp	W, 2-0	2:03		49-57	8th	-11.5	Plesac	Funderburk	Karinchak	8,347	420,606	
8/8	Tol	W, 5-3	2:30		50-57	T7th	-11.5	Gaddis	O'Loughlin	Smith, C	5,624		
8/9	Tol	L, 10-6	2:55		50-58	T8th	-12.5	Garcia, R	Quantrill		5,313		

2023 DAY BY DAY RESULTS

Date	Opp	Result	Time	Delay	Rec.	Pos.	GA/B	Winner	Loser	Save	Att.	Home
8/10	Tol	W, 10-2	2:25		51-58	T6th	-12.5	Cantillo	Montero		5,617	
8/11	Tol	L, 4-1	2:28	1:18	51-59	T7th	-13.5	Zabala	Morris	Diaz, M	8,025	
8/12	Tol	L, 10-7	2:35		51-60	T7th	-14.5	Clay	Garrett, A	Diaz, M	9,815	
8/13	Tol	L, 8-4	2:56		51-61	9th	-14.5	Wentz	Gaddis		8,593	
8/15	Syr	L, 6-4	2:21		51-62	9th	-15.5	Griffin	Eickhoff	Lavender	2,982	
8/16	Syr	L, 7-3	2:50		51-63	10th	-16.5	Nunez	Ponticelli		3,355	
8/17	Syr	W, 6-5	2:42		52-63	10th	-15.5	Vallimont	Lavender	Smith, C	6,144	
8/18	Syr	Cancelled, Rain										
8/19	Syr	W, 9-4	2:34		53-63	T8th	-15.0	Garrett, A	Orze		5,024	
8/20	Syr	L, 9-2	2:33		53-64	T9th	-15.0	Vasil	Quantrill		4,254	
8/22	Jax	W, 11-3	2:36		54-64	T9th	-15.0	Bilous	Castano		9,442	430,048
8/23	Jax	L, 4-2	2:32		54-65	T9th	-15.0	Castillo, J	Battenfield	Maldonado, A	5,181	435,229
8/24	Jax	L, 8-4	2:55		54-66	T9th	-16.0	Simpson	Eickhoff		5,990	441,219
8/25	Jax	W, 7-6	2:38		55-66	8th	-16.0	Plesac	Rodriguez, Ri	Enright	7,848	449,067
8/26	Jax	W, 4-2	2:06		55-66	8th	-15.0	Quantrill	De Jesus	Oviedo	9,553	458,620
8/27	Jax	L, 8-4	2:58		56-67	T9th	-15.0	Weathers	Cantillo		7,921	466,541
8/29	Stp	L, 5-4 (11)	2:58		56-68	10th	-16.0	Brice	Enright		6,530	
8/30	Stp	L, 6-1	2:32		56-69	10th	-17.0	Festa	Eickhoff		5,814	
8/31	Stp	L, 8-7 (10)	2:48		56-70	10th	-18.0	Boyle	Smith, C		6,066	
9/1	Stp	W, 8-5 (11)	3:43		57-70	10th	-17.0	Oviedo	McMahon, H	Herrin	6,089	
9/2	Stp	W, 4-1	2:15		58-70	T9th	-16.0	Cantillo	Dobnak	Bilous	6,605	
9/3	Stp	W, 14-6(10)	3:20		59-70	T8th	-15.0	Smith, C	Boyle		6,582	
9/5	Swb	W, 6-5	2:39		60-70	T8th	-15.0	Enright	Misiewicz	Karinchak	6,036	472,577
9/6	Swb	L, 6-0	2:40		60-71	9th	-16.0	Gomez, M	Gaddis		4,551	477,128
9/7	Swb	W, 2-1	1:59		61-71	9th	-16.0	Herrin	McGarity		4,823	481,951
9/8	Swb	W, 10-5	3:06		62-71	9th	-16.0	Oviedo	Beeter		7,773	489,724
9/9	Swb	W, 5-3	2:17		63-71	T8th	-15.0	Enright	Greene, Z		8,645	498,369
9/10	Swb	L, 13-2	2:54		63-72	T8th	-15.0	Barclay	Eickhoff		8,848	507,217
9/12	Tol	W, 11-5	3:04		64-72	T6th	-15.0	Smith, C	Hill, G		5,395	
9/13	Tol	L, 5-3	2:50		64-73	T8th	-15.0	Calvo	Plesac	Zabala	4,025	
9/14	Tol	L, 8-3	2:28		64-74	T9th	-15.0	Henderson	Cantillo		7,748	
9/15	Tol	L, 5-1	2:24		64-75	T9th	-15.0	Montero	Norris		5,417	
9/16	Tol	L, 5-2	2:19		64-76	10th	-15.0	Sammons	Eickhoff	Haniffee	8,003	
9/17	Tol	W, 6-0	2:38		65-76	10th	-14.0	Enright	Logue		6,946	
9/19	Oma	L, 7-3	2:41		65-77	10th	-15.0	Hoffmann	McKenzie		9,484	516,701
9/20	Oma	L, 4-2	2:39		65-78	10th	-16.0	Castillo, M	Plesac	Hearn	7,549	524,250
9/21	Oma	W, 8-3	2:32		66-78	10th	-16.0	Cantillo	de Geus		7,214	531,464
9/22	Oma	W, 4-3	2:21		67-78	10th	-16.0	Herrin	Coleman		8,619	540,083
9/23	Oma	W, 4-3	2:40		68-78	T9th	-15.5	Vallimont	Coleman		7,795	547,878
9/24	Oma	L, 3-2	2:21		68-79	10th	-15.5	Dipoto	Smith, C	Hearn	9,253	557,131

Epic Beatdowns

Columbus smashed Nashville 19-2 on 7/4, giving the Clippers four wins of at least 15 runs over the previous 84G (4/13 at Worcester, 16-1; 4/7 vs. Charlotte, 17-0; and 9/26/22 vs. Indianapolis, 17-1). From 5/1/99-9/25/22, Columbus played 3,307 games, including the playoffs, and totaled four wins of at least 15 runs.

Unfortunately, the 2023 season was not all highs, as the Clippers suffered through the worst losing streak in team history when they were bounced in 11 straight from 6/6-6/18 (previous long losing streak was 9G, set in 1978). The Clippers were outscored 83-47 over the streak and, while they blew leads in five of the first six losses, they did not hold a lead at any point in the last five losses (trailed after 45 of the last 47 innings, tied for two).

2023 RECORD AND SCORING BREAKDOWN

VS. THE INTERNATIONAL LEAGUE				BY DAY			
West	Home	Road	Total	Day	Home	Road	Total
Gwinnett	0-0	0-0	0-0	Sunday	6-6	5-7	11-13
Indianapolis	4-2	6-6	10-8	Monday	0-1	0-0	0-1
Iowa	5-4	4-5	9-9	Tuesday	5-5	6-5	11-10
Louisville	0-5	5-7	5-12	Wednesday	3-8	4-10	7-18
Memphis	0-0	0-0	0-0	Thursday	7-5	6-6	13-11
Nashville	0-0	2-3	2-3	Friday	6-7	5-7	11-14
Omaha	5-7	0-6	5-13	Saturday	10-5	5-7	15-12
St. Paul	8-4	3-3	11-7				
Toledo	5-7	4-8	9-15				
Total	27-29	24-38	51-67	BY MONTH			
Month	Home	Road	Total				
March/April	4-8	8-6	12-14				
May	12-6	3-5	15-11				
June	2-6	6-11	8-17				
July	5-7	5-6	10-13				
August	7-5	4-10	11-15				
September	7-5	5-4	12-9				
Total	10-8	7-4	17-12	HOME/ROAD			
				Home	Road	Total	
				Total	37-37	31-42	68-79

East Division teams not played: Buffalo, Durham, Lehigh Valley, Norfolk, Rochester

SITUATIONAL RECORDS

	Leading	Tied	Trailing
After 6 innings:	50-9	5-8	12-62
After 7 innings:	51-5	5-8	11-66
After 8 innings:	51-3	3-7	8-65
1-run games:	18-19	3-run games:	7-9
2-run games:	10-13	Extra Innings:	5-6
Day games:	16-25	Night games:	52-54
Clippers score first:	39-21	Outhitting opponents:	50-12
Opponent scores first:	29-58	Hits even:	6-4
Shutouts:	7-3	Outhit by opponents:	12-63
Score at least 4 runs:	63-34	Commit an error:	29-41
Score less than 4 runs:	5-45	Commit no errors:	39-38
Last at bat wins:	15	Come from behind wins:	41
Walkoff record:	9-8	Losses after leading:	36

SCORING BREAKDOWN

Runs by Inning	1	2	3	4	5	6	7	8	9	10+	Total
Clippers	82	101	99	78	108	93	72	84	74	17	808
Opponents	87	96	99	100	95	85	83	85	68	10	808
Runs in an Inning	0	1	2	3	4	5	6	7	8	9+	
Clippers	880	208	94	50	24	15	5	5	2	1	
Opponents	844	226	114	46	27	15	3	1	1	0	

2023 HIGHS AND LOWS

Clippers Individual Batting

Most hits, game:	5, 3x, Noel, 9/3 at Stp
Most runs, game:*	5, 2x, Schneemann, 6/28 vs. Tol
Most doubles, game:**	3, 3x, Gonzalez, O, 9/17 at Tol
Most triples, game:	1, 25x, Valera, 9/22 vs. Oma
Most home runs, game:	2, 11x, Manzardo, 9/19 vs. Oma
Most RBI, game:	7, Roller, 5/3 vs. low
Most stolen bases, game:2,	9x, Schneemann, 8/16 at Syr
Most walks, game:	4, Naylor, 4/26 at Ind
Most total bases, game:	11, 2x, Pries, 7/4 at Nas
Longest hitting streak:	16, 2x, Rocchio, 7/1-7/26
Longest on base streak:	24, 2x, Freeman, 3/31-c

* - tied franchise record (6th time)

** - tied franchise record (37th time)

High Five

On 4/13 at Worcester, Tyler Freeman used a 5-hit game (two doubles, HR) to cross the plate five times. That mark was tied by Daniel Schneemann on 6/28 vs. Toledo, as he went 4x6 (double, HR)

The first 45 seasons of Clippers baseball saw a player score five times on only four occasions (last in 2012).

Clippers Team Batting

Most runs, game:	19, 7/4 at Nashville
Most runs, inning:	10, 7/4 at Nashville
Most hits, game:	19, 7/5 at Nashville
Most hits, inning:	8, 2x, 7/5 at Nashville
Most doubles, game:	6, 2x, 9/17 at Toledo
Most triples, game:	2, 2x, 9/12 at Toledo
Most home runs, game:	5, 8/19 at Syracuse
Most x-base hits, game:	10, 4/2 at Iowa
Most total bases, game:	36, 7/4 at Nashville
Most stolen bases, game:	4, 3x, 6/14 at Omaha
Most walks, game:	16, 6/2 at Iowa
Most strikeouts, game:	17, 2x, 8/11 at Toledo
Most runners LOB, game:	15, 4/18 vs. Toledo
Fewest hits, game:	2, 2x, 9/6 vs. Scranton/WB

Clippers Individual Pitching

Most IP, starter:	8.0, Plesac, 9/7 vs. SWB
Fewest IP, starter:	0.1, Daniels, 4/29 at Ind
Most IP, reliever:	5.0, Norris, 5/18 vs. Stp
Most strikeouts, starter:	10, Williams, 5/10 at Lou
Most strikeouts, reliever:	6, Toussaint, 6/10 vs. Lou
Longest winning streak:	4, Oviedo, 4/7-
Longest losing streak:	6, Gaddis, 6/6-8/2
Most consecutive scoreless IP, starter:	11.0, Bibee, 4/7-4/13
Most consecutive scoreless IP, reliever:	17.2, Oviedo, 7/29-9/12
Most runs allowed:	10, Pilkington, 3/31 at low
Most hits allowed:	12, Eickhoff, 8/24 vs. Jax
Most walks allowed:	7, Smith, R, 6/23 at Ind
Most HR allowed, game:	5, Battenfield, 7/30 vs. Oma

Don't Walk

Despite setting a franchise record for walks allowed in 2023, the staff was able to turn in four games without a single free pass (had eight such games in 2022).

Unfortunately, they issued at least 10BB in 14 contests, including a season-worst 13BB on 9/12 at Toledo (only game with 10+ over final 51).

Individually, Columbus had two players with 50+BB for the first time since 2017.

Clippers Team Pitching

Most strikeouts, game:	15, 5x, 9/12 at Toledo
Most walks, game:	13, 9/12 at Toledo
Fewest walks, game:	0, 4x, 9/23 vs. Omaha
Most runs allowed, game:	18, 6/23 at Indianapolis
Most runs allowed, inning:	8, 6/10 vs. Louisville
Most hits allowed, game:	18, 6/23 at Indianapolis
Most hits allowed, inning:	6, 7x, 8/9 at Toledo
Fewest hits allowed, game:	1, 9/7 vs. Scranton/WB
Most HR allowed, game:	5, 3x, 8/12 at Toledo

Miscellaneous

Longest winning streak:	4, 2x, 9/1-9/5	Largest winning margin:	17, 2x, 7/4 at Nashville
Longest losing streak:	11*, 6/6-6/18	Largest losing margin:	15, 7/21 at Louisville
Longest game, time:	3:43, 9/1 at St. Paul	Largest comeback:	7, 5/13 at Louisville
Longest game, innings:	11, 2x, 9/1 at St. Paul	Largest lead lost:	7, 5/9 at Louisville
Shortest game, time (9 inn.):	1:46, 5/18 vs. St. Paul	Most double plays turned:	4, 2x, 6/29 vs. Toledo
Shortest game, time (7 inn.):	1:42, 5/31 at Iowa	Most double plays hit into:	3, 7x, 8/31 at St. Paul
Largest home crowd:	11,084, 7/25 vs. Omaha	Most errors:	4, 8/29 at St. Paul
Smallest home crowd:	3,690, 4/6 vs. Charlotte		

2023 TRANSACTIONS

Date	#	Transaction
3/31	1	RHP Nick Mikolajchak to the DL [27]
	2	LHP Andrew Misiaszek to the DL [27]
	3	RHP Caleb Simpson to the DL [27]
	4	OF George Valera to the DL [27]
MARCH - 4 moves		
4/2	5	RHP Brett Daniels to AKR [26]
	6	RHP Thomas Ponticelli to AKR [25]
	7	LHP Jaime Arias from LC [26]
	8	RHP Jason Bilous from waivers (out) [27]
	9	OF Roman Quinn to the TI List [26]
4/3	10	LHP Jaime Arias to LC [25]
	11	RHP Thomas Ponticelli from AKR [26]
4/6	12	OF Roman Quinn from the TI List [27]
4/10	13	RHP Peyton Battenfield to CLE (pur) [26]
4/14	14	RHP Brett Daniels from AKR [27]
4/18	15	LHP Konnor Pilkington to CLE (rec) [26]
	16	INF Tyler Freeman to CLE (rec) [25]
	17	RHP Caleb Simpson from the DL [26]
	18	C Joe Donovan from LC [27]
	19	INF Raynel Delgado from AKR [28]
4/19	20	C Joe Donovan to LC [27]
	21	INF Braylan Rocchio to CLE (rec) [26]
	22	LHP Konnor Pilkington from CLE (opt) [27]
	23	RHP Hunter Gaddis from CLE (opt) [28]
	24	RHP Kyle Marman to the DL [27]
4/20	25	INF Daniel Schneemann to the DL [26]
	26	INF Braylan Rocchio from CLE (opt) [27]
4/21	27	LHP Jaime Arias from LC [28]
4/22	28	RHP Hunter Gaddis to CLE (rec) [27]
4/23	29	RHP Hunter Gaddis from CLE (opt) [28]
	30	LHP Logan Allen to CLE (pur) [27]
	31	INF Tyler Freeman from CLE (opt) [28]
4/24	32	LHP Jaime Arias to LC [27]
4/25	33	LHP Konnor Pilkington to CLE (rec) [26]
	34	LHP Sam Hentges from AKR (mlr) [26+1]
4/26	35	RHP Tanner Bibbee to CLE (pur) [25+1]
	36	LHP Tim Herrin from CLE (opt) [26+1]
4/27	37	RHP Gavin Williams from AKR [27+1]
	38	INF Raynel Delgado to the DL [26+1]
	39	INF Marcos Gonzalez from AKR [27+1]
APRIL - 35 moves		
5/1	40	INF David Fry to CLE (pur) [26+1]
5/3	41	INF Raynel Delgado from the DL [27+1]
5/4	42	RHP Zach Plesac from CLE (opt) [28+1]
5/5	43	LHP Sam Hentges to CLE (mlr) [28]
5/6	44	INF Tyler Freeman to CLE (rec) [27]
	45	INF Daniel Schneemann from the DL [28]
5/7	46	INF Marcos Gonzalez to AKR [27]
	47	OF Oscar Gonzalez from CLE (opt) [28]
5/9	48	OF Roman Quinn released [27]
5/11	49	OF George Valera from the DL [28]
5/16	50	INF Braylan Rocchio to CLE (rec) [27]
	51	INF Marcos Gonzalez from AKR [28]
	52	RHP Caleb Simpson to the DL [27]
5/17	53	LHP Joey Cantillo from AKR [28]
5/18	54	RHP Aaron Civale from CLE (mlr) [28+1]
5/19	55	LHP Tim Herrin to CLE (rec) [27+1]

Date	#	Transaction
5/19	56	INF Braylan Rocchio from CLE (opt) [28+1]
5/20	57	RHP Triston McKenzie from CLE (mlr) [28+2]
	58	OF George Valera to the DL [27+2]
5/21	59	C Bo Naylor to CLE (rec) [26+2]
5/22	60	RHP Hunter Gaddis to CLE (rec) [25+2]
	61	LHP Tim Herrin from CLE (opt) [26+2]
	62	C Bo Naylor from CLE (opt) [27+2]
5/31	63	LHP Phillip Diehl to the DL [26+2]
MAY - 24 moves		
6/2	64	RHP Aaron Civale to CLE (mlr) [26+1]
	65	INF Braylan Rocchio to CLE (rec) [25+1]
6/3	66	RHP Hunter Gaddis from CLE (opt) [26+1]
	67	RHP Juan Zapata from LC [27+1]
	68	RHP Michael Kelly to CLE (pur) [26+1]
6/4	69	RHP Triston McKenzie to CLE (mlr) [26]
	70	RHP Zach Plesac to waivers (dfa) [25]
6/5	71	RHP Juan Zapata to LC [24]
6/6	72	RHP Jason Bilous to the TI List [23]
	73	RHP Brett Daniels released [22]
	74	RHP Nic Enright from MIA (clm) [23]
	75	RHP Michael Kelly from CLE (opt) [24]
	76	INF Braylan Rocchio from CLE (opt) [25]
	77	RHP Cade Smith from AKR [26]
	78	RHP Cody Morris from AKR (mlr) [26+1]
6/10	79	LHP Tim Herrin to CLE (rec) [25+1]
	80	LHP Randy Labaut from AKR [26+1]
	81	RHP James Karinchak from CLE (opt) [27+1]
6/11	82	RHP Cody Morris to CLE (mlr) [27]
	83	LHP Tim Herrin from CLE (opt) [28]
	84	OF Richie Palacios to waivers (dfa) [27]
	85	RHP Zach Plesac from waivers (out) [28]
6/12	86	RHP Zach Plesac to the TI List [27]
6/13	87	RHP Caleb Simpson from the DL [28]
6/16	88	RHP Touki Toussaint to CLE (pur) [27]
	89	RHP Jason Bilous from the TI List [28]
6/17	90	LHP Tim Herrin to CLE (rec) [27]
	91	C Bo Naylor to CLE (rec) [26]
	92	LHP Daniel Norris to CLE (pur) [25]
	93	C Seth Caddell from AKR [26]
	94	OF George Valera from the DL [27]
6/19	95	RHP Cody Morris from CLE (opt) [28]
	96	RHP Luis Oviedo to the DL [27]
6/21	97	RHP Gavin Williams to CLE (pur) [26]
6/22	98	RHP Jerad Eickhoff signed [27]
6/23	99	RHP Riley Smith signed [28]
	100	LHP Adam Scott to the DL [27]
	101	LHP Daniel Norris from CLE (out) [28]
6/29	102	RHP Michael Kelly to CLE (rec) [27]
	103	RHP Zach Plesac from the TI List [28]
	104	C Seth Caddell released [27]
	105	RHP Luis Oviedo from the DL [28]
6/30	106	LHP Caleb Baragar to the DL [27]
	107	RHP Michael Kelly from CLE (opt) [28]
JUNE - 44 moves		
7/1	108	RHP Caleb Simpson released [27]
	109	C Sandy Leon signed [28]
7/3	110	C Eric Rodriguez to the TI List [27]

2023 TRANSACTIONS

Date	#	Transaction
7/3	111	RHP Riley Smith released [26]
	112	LHP Logan Allen from CLE (opt) [27]
	113	C Bryan Lavastida from AKR [28]
7/6	114	RHP Cody Morris to CLE (rec) [27]
7/7	115	LHP Joey Cantillo to the TI List [26]
7/9	116	LHP Phillip Diehl from the DL [27]
7/12	117	LHP Joey Cantillo from the TI List [28]
	118	RHP Nic Enright to the DL [27]
7/14	119	RHP Chris Vallimont from BAL (trd) [28]
7/15	120	RHP Michael Kelly to CLE (rec) [27]
7/18	121	LHP Logan Allen to CLE (rec) [26]
	122	RHP Peyton Battenfield from AKR (mlr) [26+1]
7/19	123	RHP Nic Enright from the DL [27+1]
	124	RHP Cody Morris from CLE (opt) [28+1]
7/24	125	LHP Daniel Norris to CLE (pur) [27+1]
7/25	126	LHP Tim Herrin from CLE (opt) [28+1]
7/26	127	INF Marcos Gonzalez released [27+1]
	128	OF Johnathan Rodriguez from AKR [28+1]
7/27	129	OF Oscar Gonzalez to CLE (rec) [27+1]
	130	C Eric Rodriguez from the TI List [28+1]
JULY - 23 moves		

8/2	131	INF Brayan Rocchio to CLE (rec) [27+1]
	132	INF Jose Tena from AKR [28+1]
8/3	133	RHP Jhon Romero to the DL [27+1]
	134	LHP Caleb Baragar from the DL [28+1]
	135	LHP Caleb Baragar released [27+1]
	136	RHP Kyle Marman from the DL [28+1]
	137	RHP Kyle Marman released [27+1]
8/4	138	RHP Peyton Battenfield to CLE (mlr) [27]
	139	RHP Peyton Battenfield from CLE (opt) [28]
	140	INF Jose Tena to CLE (rec) [27]
	141	C Eric Rodriguez to the TI List [26]
	142	LHP Amir Garrett signed [27]
	143	INF Angel Martinez from AKR [28]
8/5	144	C Sandy Leon to the DL [27]
	145	C Eric Rodriguez from the TI List [28]
8/7	146	RHP Chris Vallimont to waivers (dfa) [27]
8/8	147	RHP Jhon Romero from the DL [28]
	148	RHP Jhon Romero released [27]
8/9	149	RHP Cal Quantrill from CLE (mlr) [27+1]
8/11	150	INF Tyler Freeman from CLE (mlr) [27+2]
	151	LHP Adam Scott from the DL [28+2]
8/14	152	RHP Cal Quantrill to AKR (mlr) [28+1]
8/15	153	INF Tyler Freeman to CLE (mlr) [28]
	154	C Eric Rodriguez to the TI List [27]
	155	INF Jose Tena from CLE (opt) [28]
8/16	156	LHP Phillip Diehl released [27]
	157	RHP Chris Vallimont from waivers (out) [28]
8/17	158	LHP Tim Herrin to CLE (rec) [27]
	159	C Zack Collins to CLE (pur) [26]
	160	C Eric Rodriguez from the TI List [27]
8/18	161	RHP James Karinchak to CLE (rec) [26]
	162	RHP Hunter Gaddis to CLE (rec) [25]
8/19	163	RHP Hunter Gaddis from CLE (opt) [26]
8/20	164	RHP Cal Quantrill from AKR (mlr) [26+1]
8/23	165	INF Kyle Manzardo from AZL [27+1]
	166	LHP Amir Garrett released [26+1]
	167	LHP Daniel Norris from waivers (out) [27+1]

Date	#	Transaction
8/24	168	RHP Hunter Gaddis to CLE (rec) [26+1]
8/25	169	LHP Tim Herrin from CLE (opt) [27+1]
	170	INF Brayan Rocchio from CLE (opt) [28+1]
	171	INF David Fry from CLE (mlr) [28+2]
	172	RHP Cody Morris to CLE (rec) [27+2]
	173	RHP Hunter Gaddis from CLE (opt) [28+2]
8/26	174	INF Angel Martinez to AKR [27+2]
	175	C Zack Collins from waivers (out) [28+2]
8/28	176	LHP Daniel Norris to CLE (pur) [27+2]
8/29	177	RHP Hunter Gaddis to CLE (rec) [26+2]
8/31	178	RHP Cal Quantrill to CLE (mlr) [26+1]
	179	RHP Peyton Battenfield to waivers (dfa) [25+1]
	180	OF Chris Roller to MIL (trd) [24+1]
AUGUST - 50 moves		

9/1	181	INF David Fry to CLE (mlr) [24]
	182	INF Jose Tena to CLE (rec) [23]
	183	RHP Hunter Gaddis from CLE (opt) [24]
	184	INF Angel Martinez from AKR [25]
	185	RHP Cody Morris from CLE (opt) [26]
	186	LHP Daniel Norris from CLE (out) [27]
9/3	187	RHP Juan Zapata from LC [28]
9/5	188	RHP Juan Zapata to LC [27]
	189	C Eric Rodriguez to the TI List [26]
	190	OF Oscar Gonzalez from CLE (opt) [27]
	191	RHP James Karinchak from CLE (opt) [28]
	192	LHP Adam Scott to the TI List [27]
	193	C Eric Haase from CLE (out) [28]
9/6	194	RHP Michael Kelly from AKR (mlr) [28+1]
9/7	195	LHP Randy Labaut to AKR [27+1]
	196	LHP Adam Scott from the TI List [28+1]
9/13	197	INF Micah Pries to the DL [27+1]
	198	C Sandy Leon from the DL [28+1]
9/14	199	C Zack Collins to the TI List [27+1]
9/17	200	RHP Shane Bieber from AKR (mlr) [27+2]
9/18	201	RHP James Karinchak to CLE (rec) [26+2]
9/19	202	RHP Triston McKenzie from AKR (mlr) [26+3]
	203	INF Juan Brito from AKR [27+3]
	204	RHP Michael Kelly to CLE (mlr) [27+2]
9/21	205	RHP Michael Kelly from CLE (opt) [28+2]
	206	RHP Hunter Gaddis to CLE (rec) [27+2]
9/22	207	RHP Shane Bieber to CLE (mlr) [27+1]
	208	INF Micah Pries from the DL [28+1]
	209	LHP Joey Cantillo to the TI List [27+1]
9/23	210	RHP Michael Kelly to CLE (rec) [26+1]
9/24	211	RHP Triston McKenzie to CLE (mlr) [26]
	212	RHP Hunter Gaddis from CLE (opt) [27]
SEPTEMBER - 32 moves		

Movement Breakdown	To	From
Cleveland (ML)	53	41
Akron (AA)	6	23
Lake County (A+)	5	5
Lynchburg (A)	0	0
AZL Guardians (R)	0	1
Disabled List	17	15
Temporarily Inactive	11	8
Waivers	4	5
Outside of Organization	12	6

INTERNATIONAL LEAGUE

SINCE 1884





INTERNATIONAL LEAGUE

Former Clipper, Shelley Duncan (2006, '10-11), will help the Scranton/WB RailRiders for the second straight season (led them to a 73-75 record in 2023).

BUFFALO BISON

1 James D. Griffin Plaza • Buffalo, NY 14203

(716) 846-2000 • bisons.com



since 2013

Media Contact: Pat Malacaro
Radio: Pat Malacaro
Clubhouse:
Clippers Hotel:



Ballpark: Sahlen Field (1988)
Capacity: 17,600
Dimensions: LF-325, CF-404, RF-325
Last Season: 76-72 (5th, IL East)
League Titles: 3 (2004)



2024 Field Staff

Manager: Casey Candaele (4th year, 231-191)
Pitching Coach: Drew Hayes (1st year)
Hitting Coach: Ryan Long (1st year)
Bench Coach: Donnie Murphy (1st year)
Trainer: Caleb Daniel (4th year)
S&C Coach: Tommy LaBriola (1st year)

Toronto Blue Jays Affiliates

Double-A: New Hampshire Fisher Cats (2003)
High-A: Vancouver Canadians (2011)
Low-A: Dunedin Blue Jays (1987)

All-Time Record (2023): 87-113 (DNP) • **At Buffalo:** 41-60 (DNP) • **At Home:** 46-53 (DNP)
2024 Schedule: 4/16-4/21 (H)

CHARLOTTE KNIGHTS

324 South Mint Street • Charlotte, NC 28202

(704) 274-8300 • charlotteknights.com



since 1999

Media Contact: Tommy Viola
Radio: Matt Swierad
Clubhouse:
Clippers Hotel:



Ballpark: Truist Field (2014)
Capacity: 10,200
Dimensions: LF-330, CF-400, RF-315
Last Season: 53-96 (10th, IL East)
League Titles: 4 (1999)



2024 Field Staff

Manager: Justin Jirschele (2nd year, 53-96)
Pitching Coach: R.C. Lichtenstein (1st year)
Hitting Coach: Cam Seitzer (2nd year)
Bench Coach: Pat Listach (1st year)
Trainer: Hyeon Kim (2nd year)
S&C Coach: George Timke (2nd year)

Chicago White Sox Affiliates

Double-A: Birmingham Barons (1986)
High-A: Winston-Salem Dash (1997)
Low-A: Kannapolis Cannon Ballers (2001)

All-Time Record (2023): 168-146 (3-3) • **At Charlotte:** 72-81 (0-0) • **At Home:** 96-65 (3-3)
2024 Schedule: DNP

DURHAM BULLS

409 Blackwell Street • Durham, NC 27701

(919) 687-6500 • durhambulls.com



since 1998

Media Contact:

Patrick Kinas

Radio:

Patrick Kinas

Clubhouse:

Clippers Hotel:



Ballpark:

DB Athletic Park (1995)

Capacity:

10,000

Dimensions:

LF-305, CF-400, RF-327

Last Season:

88-62 (2nd, IL East)

League Titles:

17 (2022)



2024 Field Staff

Manager: Morgan Ensberg (1st year, 0-0)

Pitching Coach: Brian Reith (3rd year)

Hitting Coach: Kenny Hook (2nd year)

Bench Coach: Reinaldo Ruiz (4th year)

Trainer: Kris Russell (3rd year)

S&C Coach: Steve Chase (2nd year)

Tampa Bay Rays Affiliates

Double-A: Montgomery Biscuits (2004)

High-A: Bowling Green Hot Rods (2009)

Low-A: Charleston RiverDogs (2021)

All-Time Record (2023): 104-111 (DNP) • **At Durham:** 53-56 (DNP) • **At Home:** 51-55 (DNP)

2024 Schedule: 9/2-9/8 (H)

GWINNETT STRIPERS

2500 Buford Drive • Lawrenceville, GA 30043

(678) 277-0300 • gostripers.com



since 2009

Media Contact:

Dave Lezotte

Radio:

Dave Lezotte

Clubhouse:

Drew Dekutowski

Clippers Hotel:

Courtyard by Marriott

(678) 343-3074



Ballpark:

Coolray Field (2009)

Capacity:

10,115

Dimensions:


LF-335, CF-400, RF-335

Last Season:

70-78 (t6th, IL West)

League Titles:

None



2024 Field Staff

Manager: Kanekoa Teixeira (1st year, 0-0)

Pitching Coach: Mike McCarthy (1st year)

Hitting Coach: Dan DeMent (1st year)

Coach: Wigberto Nevarez (4th year)

Trainer: Greg Harrel (1st year)

S&C Coach: Tyler Enns (2nd year)

Atlanta Braves Affiliates

Double-A: Mississippi Braves (1984)

High-A: Rome Emperors (2003)

Low-A: Augusta GreenJackets (2021)

All-Time Record (2023): 53-39 (DNP) • **At Gwinnett:** 28-15 (DNP) • **At Home:** 25-24 (DNP)

2024 Schedule: 8/27-9/1 (R)

INDIANAPOLIS INDIANS

501 West Maryland Street • Indianapolis, IN 46225

(317) 269-3542 • indyindians.com



Media Contact: Anna Kayser
Radio: Howard Kellman
Clubhouse: Jeremy Martin
Clippers Hotel: Fairfield Downtown
(317) 860-5796



Ballpark: Victory Field (1996)
Capacity: 14,230
Dimensions: LF-320, CF-402, RF-320
Last Season: 70-78 (t6th, IL West)
League Titles: 14 (2000)



2024 Field Staff

Manager: Miguel Perez (3rd year, 144-153)
Pitching Coach: Drew Benes (2nd year)
Hitting Coach: Eric Munson (3rd year)
Bench Coach: Chris Truby (1st year)
Trainer: Tyler Brooks (3rd year)
S&C Coach: Alan Burr (7th year)

Pittsburgh Pirates Affiliates

Double-A: Altoona Curve (1999)
High-A: Greensboro Grasshoppers (2019)
Low-A: Bradenton Marauders (2010)

All-Time Record (2023): 260-234 (10-8) • **At Indianapolis:** 119-126 (6-6) • **At Home:** 141-108 (4-2)
2024 Schedule: 6/4-6/9 (R), 7/9-7/14 (R), 8/20-8/25 (H)

IOWA CUBS

One Line Drive • Des Moines, IA 50309

(515) 243-6111 • iowacubs.com



Media Contact: Colin Connolly
Radio: Alex Cohen
Clubhouse: Bob Houtchens
Clippers Hotel: Hampton Inn Downtown
(515) 771-1982



Ballpark: Principal Park (1992)
Capacity: 11,500
Dimensions: LF-335, CF-400, RF-335
Last Season: 82-65 (3rd, IL West)
League Titles: 1 (1993)



2024 Field Staff

Manager: Marty Pevey (12th year, 680-737)
Pitching Coach: Tony Cougoule (1st year)
Hitting Coach: Rick Strickland (1st year)
Bench Coach: Eric Patterson (2nd year)
Trainer: Ed Halbur (7th year)
S&C Coach: Nathan Garza (2nd year)

Chicago Cubs Affiliates

Double-A: Tennessee Smokies (2007)
High-A: South Bend Cubs (2015)
Low-A: Myrtle Beach Pelicans (2015)

All-Time Record (2023): 39-30 (9-9) • **At Iowa:** 22-15 (4-5) • **At Home:** 17-15 (5-4)
2024 Schedule: 5/7-5/12 (R), 6/11-6/16 (H), 8/13-8/18 (R)

JACKSONVILLE JUMBO SHRIMP

301 A. Philip Randolph Boulevard • Jacksonville, FL 32202
(904) 358-2846 • jaxshrimp.com



Media Contact:
Radio:
Clubhouse:
Clippers Hotel:

Scott Kornberg
Scott Kornberg



Ballpark: 121 Financial (2003)
Capacity: 11,000
Dimensions: LF-321, CF-420, RF-317
Last Season: 70-79 (7th, IL East)
League Titles: 7 (2014)



2024 Field Staff

Manager: Daren Brown (3rd year, 150-148)
Pitching Coach: Jeremy Powell (4th year)
Hitting Coach: Greg Colbrunn (2nd year)
Develop. Coach: Jose Ceballos (6th year)
Trainer: Jose Alvarez (1st year)
S&C Coach: Tim Rodmaker (3rd year)

Miami Marlins Affiliates

Double-A: Pensacola Blue Wahoos (2021)
High-A: Beloit Sky Carp (2021)
Low-A: Jupiter Hammerheads (2002)

All-Time Record (2023): 3-3 (3-3) • **At Jacksonville:** 0-0 (0-0) • **At Home:** 3-3 (3-3)
2024 Schedule: DNP

LEHIGH VALLEY IRONPIGS

1050 IronPigs Way • Allentown, PA 18109
(610) 841-7447 • ironpigsbaseball.com



Media Contact:
Radio:
Clubhouse:
Clippers Hotel:

Sam Jellinek
Sam Jellinek



Ballpark: Coca-Cola Park (2008)
Capacity: 10,178
Dimensions: LF-323, CF-400, RF-325
Last Season: 80-66 (3rd, IL East)
League Titles: None



2024 Field Staff

Manager: Anthony Contreras (3rd year, 156-138)
Pitching Coach: Ryan Buchter (2nd year)
Hitting Coach: Joe Thurston (3rd year)
Bench Coach: Chris Adamson (1st year)
Trainer: Andrew Dodgson (2nd year)
S&C Coach: Mike Lidge (5th year)

Philadelphia Phillies Affiliates

Double-A: Reading Fightin' Phils (1967)
High-A: Jersey Shore BlueClaws (2001)
Low-A: Clearwater Threshers (1985)

All-Time Record (2023): 59-34 (DNP) • **At Lehigh Valley:** 30-19 (DNP) • **At Home:** 29-15 (DNP)
2024 Schedule: 5/28-6/2 (H)

LOUISVILLE BATS

401 East Main Street • Louisville, KY 40202

(502) 212-2287 • batsbaseball.com



since 2000

Media Contact: Aaron Cheris
Radio: Nick Curran
Clubhouse: Conner Jones
Clippers Hotel: Omni Hotel
(502) 313-6674



Ballpark: Slugger Field (2000)
Capacity: 13,131
Dimensions: LF-325, CF-405, RF-340
Last Season: 75-73 (4th, IL West)
League Titles: 4 (2001)



2024 Field Staff

Manager: Pat Kelly (4th year, 190-236)
Pitching Coach: Virgil Vasquez (2nd year)
Hitting Coach: Alex Pelaez (4th year)
Coach: Mike Jacobs (3rd year)
Trainer: Steve Gober (9th year)
S&C Coach: Kyle Laughlin (1st year)

Cincinnati Reds Affiliates

Double-A: Chattanooga Lookouts (2019)
High-A: Dayton Dragons (1999)
Low-A: Daytona Tortugas (2015)

All-Time Record (2023): 252-237 (5-12) • **At Louisville:** 120-134 (5-7) • **At Home:** 132-103 (0-5)
2024 Schedule: 4/9-4/14 (R), 5/14-5/19 (H), 7/19-7/21 (R)

MEMPHIS REDBIRDS

198 Union Avenue • Memphis, TN 38013

(901) 721-6000 • memphisredbirds.com



since 1998

Media Contact: Alex Coil
Radio: Alex Coil
Clubhouse:
Clippers Hotel:



Ballpark: AutoZone Park (2000)
Capacity: 10,000
Dimensions: LF-319, CF-400, RF-322
Last Season: 71-78 (5th, IL West)
League Titles: 4 (2018)



2024 Field Staff

Manager: Ben Johnson (5th year, 274-293)
Pitching Coach: Darwin Marrero (2nd year)
Hitting Coach: Howie Clark (2nd year)
Asst. Coach: Will Hawk (1st year)
Trainer: Dan Martin (3rd year)
S&C Coach: Henry Torres (2nd year)

St. Louis Cardinals Affiliates

Double-A: Springfield Cardinals (2005)
High-A: Peoria Chiefs (2013)
Low-A: Palm Beach Cardinals (2003)

All-Time Record (2023): 3-3 (DNP) • **At Memphis:** 3-3 (DNP) • **At Home:** 0-0 (DNP)
2024 Schedule: 7/23-7/28 (H)

NASHVILLE SOUNDS

19 Junior Gilliam Way • Nashville, TN 37219

(615) 690-4487 • nashvillesounds.com



Media Contact:
Radio:
Clubhouse:
Clippers Hotel:

Collin Perry
Jeff Hem



Ballpark: First Horizon Park (2015)
Capacity: 10,000
Dimensions: LF-330, CF-403, RF-310
Last Season: 83-65 (2nd, IL West)
League Titles: 3 (2005)



2024 Field Staff

Manager: Rick Sweet (4th year, 244-181)
Pitching Coach: Jeremy Accardo (3rd year)
Hitting Coach: Al LeBoeuf (4th year)
Coach: Ned Yost IV (4th year)
Trainer: Jeff Paxson (3rd year)
S&C Coach: Andrew Emmick (4th year)

Milwaukee Brewers Affiliates

Double-A: Biloxi Shuckers (2015)
High-A: Wisconsin Timber Rattlers (2009)
Low-A: Carolina Mudcats (2017)

All-Time Record (2023): 17-32 (2-3) • **At Nashville:** 10-17 (2-3) • **At Home:** 7-15 (0-0)

2024 Schedule: DNP

NORFOLK TIDES

150 Park Avenue • Norfolk, VA 23510

(757) 622-2222 • norfolktides.com



since 2007

Media Contact:
Radio:
Clubhouse:
Clippers Hotel:

John Stanley
Pete Michaud



Ballpark: Harbor Park (1993)
Capacity: 11,856
Dimensions: LF-333, CF-400, RF-318
Last Season: 90-59 (1st, IL East)
League Titles: 7 (2023)



2024 Field Staff

Manager: Buck Britton (3rd year, 164-135)
Pitching Coach: Justin Ramsey (3rd year)
Hitting Coach: Mike Montville (1st year)
Coach: Ramon Sambo (5th year)
Trainer: Alan Rail (3rd year)
S&C Coach: Jon Medici (3rd year)

Baltimore Orioles Affiliates

Double-A: Bowie Baysox (1989)
High-A: Aberdeen IronBirds (2002)
Low-A: Delmarva Shorebirds (1997)

All-Time Record (2023): 299-288 (DNP) • **At Norfolk:** 133-154 (DNP) • **At Home:** 166-134 (DNP)

2024 Schedule: DNP

OMAHA STORM CHASERS

12356 Ballpark Way • Papillion, NE 68046
(402) 738-5100 • omahastormchasers.com


since 1969

Media Contact: Nicholas Badders
Radio: Nicholas Badders
Clubhouse: Nile Langer
Clippers Hotel: Courtyard by Marriott
(402) 339-4900



Ballpark: Werner Park (2011)
Capacity: 9,023
Dimensions: LF-310, CF-402, RF-315
Last Season: 68-77 (9th, IL West)
League Titles: 7 (2014)



2024 Field Staff

Manager: Mike Jirschele (16th year, 1,063-1,095)
Pitching Coach: Dane Johnson (4th year)
Hitting Coach: Bijan Rademacher (2nd year)
Asst. Coach: Tripp Keister (1st year)
Trainer: James Stone (6th year)
S&C Coach: CJ Mikkelsen (1st year)

Kansas City Royals Affiliates

Double-A: Northwest Arkansas Naturals (2008)
High-A: Quad Cities River Bandits (2021)
Low-A: Columbia Fireflies (2021)

All-Time Record (2023): 32-43 (5-13) • **At Omaha:** 14-22 (0-6) • **At Home:** 18-21 (5-7)
2024 Schedule: 4/2-4/7 (H), 5/21-5/26 (R), 6/25-6/30 (H)

ROCHESTER RED WINGS


1 Morrie Silver Way • Rochester, NY 14608
(585) 454-1001 • redwingsbaseball.com


since 2021

Media Contact: Matt Toohy
Radio: Josh Whetzel
Clubhouse:
Clippers Hotel:



Ballpark: Frontier Field (1996)
Capacity: 13,500
Dimensions: LF-335, CF-402, RF-322
Last Season: 66-80 (8th, IL East)
League Titles: 19 (1997)



2024 Field Staff

Manager: Matthew LeCroy (4th year, 182-238)
Pitching Coach: Rafael Chaves (3rd year)
Hitting Coach: Brian Daubach (4th year)
Develop. Coach: Billy McMillon (3rd year)
Trainer: Eric Montague (4th year)
S&C Coach: Mike Warren (4th year)

Washington Nationals Affiliates

Double-A: Harrisburg Senators (1991)
High-A: Wilmington Blue Rocks (2021)
Low-A: Fredericksburg Nationals (2020)

All-Time Record (2023): 277-241 (DNP) • **At Rochester:** 126-129 (DNP) • **At Home:** 151-112 (DNP)
2024 Schedule: DNP

SCRANTON/WB RAILRIDERS

235 Montage Mountain Road • Moosic, PA 18507

(570) 969-2255 • swbrailriders.com



Media Contact: Adam Marco
Radio: Adam Marco
Clubhouse:
Clippers Hotel:



Ballpark: PNC Field (1989)
Capacity: 10,000
Dimensions: LF-326, CF-408, RF-330
Last Season: 73-75 (6th, IL East)
League Titles: 2 (2016)



2024 Field Staff

Manager: Shelley Duncan (2nd year, 73-75)
Pitching Coach: Graham Johnson (3rd year)
Hitting Coach: Trevor Amicone (3rd year)
Defense Coach: Jose Javier (2nd year)
Trainer: Jimmy Downam (3rd year)
S&C Coach: Danny Smith (1st year)

New York Yankees Affiliates

Double-A: Somerset Patriots (2021)
High-A: Hudson Valley Renegades (2021)
Low-A: Tampa Tarpons (1994)

All-Time Record (2023): 166-136 (4-2) • **At Scranton/WB:** 87-62 (0-0) • **At Home:** 79-74 (4-2)

2024 Schedule: DNP

ST. PAUL SAINTS

360 Broadway Street • St. Paul, MN 55101

(651) 644-3517 • saintsbaseball.com



since 2011

Media Contact: Sean Aronson
Radio: Sean Aronson
Clubhouse: Will Sorenson
Clippers Hotel: Drury Plaza Downtown
(952) 229-1087



Ballpark: CHS Field (2015)
Capacity: 7,210
Dimensions: LF-330, CF-405, RF-320
Last Season: 84-64 (1st, IL West)
League Titles: None



2024 Field Staff

Manager: Toby Gardenhire (4th year, 225-202)
Pitching Coach: Peter Larson (2nd year)
Hitting Coach: Shawn Schlechter (1st year)
Bench Coach: Tyler Smarslok (4th year)
Trainer: Ben Myers (3rd year)
S&C Coach: Stephen Hopkins (1st year)

Minnesota Twins Affiliates

Double-A: Wichita Wind Surge (2021)
High-A: Cedar Rapids Kernels (2013)
Low-A: Fort Myers Mighty Mussels (1992)

All-Time Record (2023): 32-22 (11-7) • **At St. Paul:** 7-11 (3-3) • **At Home:** 25-11 (8-4)

2024 Schedule: 3/29-3/1 (R), 8/6-8/11 (R), 9/10-9/15 (H)

SYRACUSE METS

1 Tex Simone Drive • Syracuse, NY 13208

(315) 474-7833 • syracusemets.com



since 2019

Media Contact:	Michael Tricarico	Ballpark:	NBT Bank Stadium (1997)
Radio:	Michael Tricarico	Capacity:	10,815
Clubhouse:	Noah Ackerman	Dimensions:	LF-330, CF-400, RF-330
Clippers Hotel:	Embassy Suites (315) 303-1683	Last Season:	61-85 (9th, IL East)
		League Titles:	8 (1976)



2024 Field Staff

Manager:	Dick Scott (2nd year, 61-85)
Pitching Coach:	Grayson Crawford (1st year)
Hitting Coach:	Collin Hetzler (2nd year)
Bench Coach:	J.P. Arencibia (2nd year)
Trainer:	Austin Dayton (1st year)
S&C Coach:	Alex Tavarez (3rd year)

New York Mets Affiliates

Double-A:	Binghamton Rumble Ponies (1991)
High-A:	Brooklyn Cyclones (2001)
Low-A:	St. Lucie Mets (1988)

All-Time Record (2023): 295-228 (2-3) • **At Syracuse:** 147-114 (2-3) • **At Home:** 148-114 (0-0)
2024 Schedule: 4/23-4/28 (R), 7/30-8/4 (H)

TOLEDO MUD HENS


406 Washington Street • Toledo, OH 43604

(419) 725-4367 • mudhens.com



since 1987

Media Contact:	Matt Melzak	Ballpark:	Fifth Third Field (2002)
Radio:	Jim Weber	Capacity:	10,300
Clubhouse:	Jason Klatt	Dimensions:	LF-320, CF-400, RF-320
Clippers Hotel:	Renaissance Downtown (419) 244-2444	Last Season:	70-78 (t6th, IL West)
		League Titles:	4 (2006)



2024 Field Staff

Manager:	Tim Federowicz (1st year, 0-0)
Pitching Coach:	Doug Bochtler (4th year)
Hitting Coach:	Mike Hessman (2nd year)
Bench Coach:	Tim Garland (1st year)
Trainer:	Chris McNeely (1st year)
S&C Coach:	Phil Hartt (3rd year)

Detroit Tigers Affiliates

Double-A:	Erie SeaWolves (2001)
High-A:	West Michigan Whitecaps (1997)
Low-A:	Lakeland Flying Tigers (1963)

All-Time Record (2023): 459-428 (9-15) • **At Toledo:** 227-222 (4-8) • **At Home:** 232-206 (5-7)
2024 Schedule: 4/30-5/5 (H), 7/1-7/3 (H), 7/4-7/6 (R), 9/17-9/22 (R)

WORCESTER RED SOX

100 Madison Street • Worcester, MA 01608
 (508) 500-1000 • woosox.com



Media Contact:	Bill Wanless		Ballpark:	Polar Park (2021)
Radio:	Tyler Murray		Capacity:	9,508
Clubhouse:	Patrick Hughes		Dimensions:	LF-329, CF-402, RF-320
Clippers Hotel:	Hilton Garden Inn (508) 688-8501		Last Season:	79-68 (4th, IL East)
			League Titles:	None



2024 Field Staff

Manager:	Chad Tracy (3rd year, 154-141)
Pitching Coach:	Dan DeLucia (1st year)
Hitting Coach:	Rich Gedman (10th year)
Bench Coach:	Jose Flores (3rd year)
Trainer:	Scott Gallon (3rd year)
S&C Coach:	Joe Hudson (1st year)


Boston Red Sox Affiliates

Double-A:	Portland Sea Dogs (2003)
High-A:	Greenville Drive (2005)
Low-A:	Salem Red Sox (2009)

All-Time Record (2023): 5-1 (5-1) • **At Worcester:** 5-1 (5-1) • **At Home:** 0-0 (0-0)
2024 Schedule: 6/18-6/23 (R)

UMPIRE SCHEDULE

<u>Crew 1</u>	Brian Walsh Benjamin Phillips William Traynor H: 5/28-6/2 R: 4/23-4/28	<u>Crew 2</u>	Christopher Marco Mark Stewart Casey James H: 7/23-7/28 R: 6/4-6/9, 9/17-9/22	<u>Crew 3</u>	Austin Jones Dane Poncsak Thomas Fornarola H: 6/11-6/16 R: 8/13-8/18
<u>Crew 4</u>	James Jean Dillon Wilson Raymond Patchen H: 7/30-8/4, 9/10-9/15 R: 5/7-5/12	<u>Crew 5</u>	Edwin Jimenez Matthew Brown Raul Moreno H: None R: None	<u>Crew 6</u>	Jacob Metz Michael Rains Rainiero Valero H: 6/25-6/30, 9/2-9/8 R: None
<u>Crew 8</u>	Jeremy Riggs Luis Hernandez Evin Johnson H: None R: None	<u>Crew 9</u>	Anthony Perez Mark Bass Dylan Bradley H: 8/20-8/25 R: None	<u>Crew 10</u>	Aaron Higgins Reed Basner Trevor Dannegger H: None R: 5/21-5/26, 8/27-9/1
<u>Crew 12</u>	Jen Pawol Kelvis Velez Macon Hammond H: 4/30-5/5 R: 3/29-3/31	<u>Crew 13</u>	Tyler Jones Lucas Krupa Steven Hodgins H: 4/16-4/21 R: 6/18-6/23, 7/9-7/14	<u>Crew 14</u>	Steven Jaschinski Darius Ghani Zachary Dobson H: None R: 8/6-8/11
		<u>Crew 7</u>	Matthew Winter Tanner Moore Felix Neon H: 7/1-7/3 R: 7/4-7/6	<u>Crew 11</u>	David Arrieta Samuel Burch Garry Kelley H: None R: 4/9-4/14, 7/19-7/21
		<u>Crew 15</u>	John Bacon Jhonatan Biarreta Harden Acosta H: 4/2-4/7, 5/14-5/19 R: None		





TEAM HISTORY

For the second time in franchise history, the Clippers did not have a pitcher top 100.OIP, as Joey Cantillo paced the club with 95.OIP (only two pitchers had 75+).

NO-HITTERS AND MANAGER RECORDS

No-Hit History

Tyler Cloyd twirled the first no-hitter in Huntington Park history when he silenced the Louisville Bats on 7/30/14. He came within one hit batter, leading off the 9th inning, of a perfect game, but still faced the minimum number of batters thanks to a double play.



<i>Date</i>	<i>Pitcher(s)</i>	<i>Opponent</i>	<i>Innings</i>	<i>Result</i>
7/25/77	Rod Scurry	Richmond	7	W, 2-0
6/8/88	Scott Nielsen	Maine	9	W, 3-0
7/5/91	Kevin Mmahat	Louisville	9	W, 6-0
6/26/95	Mariano Rivera	Indianapolis	5	W, 3-0
6/10/02	Adrian Hernandez/Bob Scanlan/Kevin Lovinger	Indianapolis	9	W, 15-1
7/26/11	Justin Germano*	Syracuse	9	W, 3-0
7/30/14	Tyler Cloyd	Louisville	9	W, 13-0
5/25/18	Shane Bieber	Gwinnett	7	W, 7-0
6/2/18	Adam Plutko	Syracuse	9	W, 6-0

*-perfect game

MANAGERS RANKED BY WINNING PERCENTAGE

Manager	Games	Record	Pct	Years
Rick Down	391	242-149	.619	1989*, 90*, 91-92
Gene Michael	139	85-54	.612	1979
Frank Verdi	279	167-112	.599	1981-82
John Oates	140	83-57	.593	1983
Joe Altobelli	140	83-57	.593	1980
Tony Mansolino	140	81-59	.579	2019
Mike Sarbaugh	432	242-190	.560	2010-12
Stump Merrill	1,122	608-514	.542	1984, 85*, 90*, 93-94, 96-98, 2002*
Chris Tremie	858	459-399	.535	2013-18
Trey Hillman	428	225-203	.526	1999-2001
Bucky Dent	844	443-401	.525	1987-88, 89*, 2003-05
Bill Evers	139	71-68	.511	1995
Andy Tracy	423	212-211	.501	2021-23
Tim Foli	142	69-73	.486	2008
Dave Miley	142	69-73	.486	2006
John Lipon	244	115-129	.471	1977*, 78
Doug Holmquist	22	10-12	.455	1985*
Barry Foote	139	62-77	.446	1986
John Stearns	144	64-80	.444	2007
Torey Lovullo	144	57-85	.401	2009
Frank Howard	8	3-5	.375	2002*
Brian Butterfield	37	12-25	.324	2002*
Tim Murtaugh	35	11-24	.314	1977*

*-did not manage the whole season

YEAR BY YEAR

Year	W-L	Pct	Pos	Manager(s)	GM	Att.
2023	68-79	.463	10th	Andy Tracy	Ken Schnacke	557,131
2022	85-64	.570	3rd	Andy Tracy	Ken Schnacke	534,393
2021	59-68	.465	5th	Andy Tracy	Ken Schnacke	393,879
2019	81-59	.579	1st	Tony Mansolino	Ken Schnacke	625,341
2018	73-67	.521	2nd	Chris Tremie	Ken Schnacke	616,866
2017	71-71	.500	2nd	Chris Tremie	Ken Schnacke	616,059
2016	82-62	.569	1st	Chris Tremie	Ken Schnacke	602,171
2015	83-61	.576	1st	Chris Tremie	Ken Schnacke	661,731
2014	79-65	.549	1st	Chris Tremie	Ken Schnacke	638,575
2013	71-73	.493	2nd	Chris Tremie	Ken Schnacke	635,613
2012	75-69	.521	2nd	Mike Sarbaugh	Ken Schnacke	611,223
2011	88-56	.611	1st	Mike Sarbaugh	Ken Schnacke	608,165
2010	79-65	.549	2nd	Mike Sarbaugh	Ken Schnacke	651,224
2009	57-85	.401	4th	Torey Lovullo	Ken Schnacke	666,797
2008	69-73	.486	3rd	Tim Foli	Ken Schnacke	537,889
2007	64-80	.444	4th	John Stearns	Ken Schnacke	507,155
2006	69-73	.486	4th	Dave Miley	Ken Schnacke	518,875
2005	77-67	.534	2nd	Bucky Dent	Ken Schnacke	520,104
2004	80-64	.556	1st	Bucky Dent	Ken Schnacke	493,496
2003	76-68	.528	2nd	Bucky Dent	Ken Schnacke	480,445
2002	59-83	.415	4th	Stump Merrill (44-53) Frank Howard (3-5) Brian Butterfield (12-25)	Ken Schnacke	490,390
2001	67-76	.469	2nd	Trey Hillman	Ken Schnacke	503,824
2000	75-69	.521	2nd	Trey Hillman	Ken Schnacke	458,806
1999	83-58	.589	1st	Trey Hillman	Ken Schnacke	460,923
1998	67-77	.465	3rd	Stump Merrill	Ken Schnacke	488,674
1997	79-63	.556	1st	Stump Merrill	Ken Schnacke	507,810
1996	85-57	.599	1st	Stump Merrill	Ken Schnacke	526,099
1995	71-68	.511	3rd	Bill Evers	Ken Schnacke	541,451
1994	74-68	.521	3rd	Stump Merrill	Ken Schnacke	535,145
1993	78-62	.557	3rd	Stump Merrill	Ken Schnacke	580,570
1992	95-49	.660	1st	Rick Down	Ken Schnacke	583,918
1991	85-59	.590	1st	Rick Down	Ken Schnacke	570,605
1990	87-59	.596	1st	Rick Down (53-34) Stump Merrill (34-25)	Ken Schnacke	584,010
1989	77-69	.527	2nd	Rick Down (9-7) Bucky Dent (68-62)	George Sisler, Jr.	504,224
1988	65-77	.458	3rd	Bucky Dent	George Sisler, Jr.	536,171
1987	77-63	.550	2nd	Bucky Dent	George Sisler, Jr.	570,599
1986	62-77	.446	6th	Barry Foote	George Sisler, Jr.	548,417
1985	75-64	.540	3rd	Stump Merrill (65-52) Doug Holmquist (10-12)	George Sisler, Jr.	568,735
1984	82-57	.590	1st	Stump Merrill	George Sisler, Jr.	520,478
1983	83-57	.593	1st	John Oates	George Sisler, Jr.	501,481
1982	79-61	.564	2nd	Frank Verdi	George Sisler, Jr.	564,850
1981	88-51	.633	1st	Frank Verdi	George Sisler, Jr.	527,124
1980	83-57	.593	1st	Joe Altobelli	George Sisler, Jr.	546,074
1979	85-54	.612	1st	Gene Michael	George Sisler, Jr.	576,101
1978	61-78	.439	7th	John Lipon	George Sisler, Jr.	324,510
1977	65-75	.464	7th	John Lipon (54-51) Tim Murtaugh (11-24)	George Sisler, Jr.	457,251

3,473-3,051 .532

25,055,372

Notes

-Attendance figures since 1979 are paid attendance and include playoffs and All-Star... *ITALICS* denote led League.

POSTSEASON RESULTS

Year	Series	Teams	Result
2019	Triple-A National Championship	Sacramento over COLUMBUS	1-0
	GOVERNORS' CUP	COLUMBUS over Durham	3-0
	IL Semi-Final	COLUMBUS over Gwinnett	3-1
2016	IL Semi-Final	Gwinnett over COLUMBUS	3-1
2015	Triple-A National Championship	Fresno over COLUMBUS	1-0
	GOVERNORS' CUP	COLUMBUS over Indianapolis	3-2
	IL Semi-Final	COLUMBUS over Norfolk	3-2
2014	IL Semi-Final	Durham over COLUMBUS	3-1
2011	Triple-A National Championship	COLUMBUS over Omaha	1-0
	GOVERNORS' CUP	COLUMBUS over Lehigh Valley	3-1
	IL Semi-Final	COLUMBUS over Durham	3-0
2010	Triple-A National Championship	COLUMBUS over Tacoma	1-0
	GOVERNORS' CUP	COLUMBUS over Durham	3-1
	IL Semi-Final	COLUMBUS over Scranton/WB	3-1
2004	IL Semi-Final	Richmond over COLUMBUS	3-2
1999	IL Semi-Final	Durham over COLUMBUS	3-0
1997	GOVERNORS' CUP	Rochester over COLUMBUS	3-2
	IL Semi-Final	COLUMBUS over Charlotte	3-1
1996	GOVERNORS' CUP	COLUMBUS over Rochester	3-0
	IL Semi-Final	COLUMBUS over Norfolk	3-0
1992	GOVERNORS' CUP	COLUMBUS over Scranton/WB	3-2
	IL Semi-Final	COLUMBUS over Richmond	3-0
1991	Triple-A Classic	Denver over COLUMBUS	4-1
	GOVERNORS' CUP	COLUMBUS over Pawtucket	3-0
1990	GOVERNORS' CUP	Rochester over Columbus	3-2
1987	GOVERNORS' CUP	COLUMBUS over Tidewater	3-0
	IL Semi-Final	COLUMBUS over Rochester	3-0
1985	GOVERNORS' CUP	Tidewater over COLUMBUS	3-1
	IL Semi-Final	COLUMBUS over Syracuse	3-1
1984	IL Semi-Final	Pawtucket over COLUMBUS	3-1
1983	IL Semi-Final	Tidewater over COLUMBUS	3-2
1982	IL Semi-Final	Tidewater over COLUMBUS	3-0
1981	GOVERNORS' CUP	COLUMBUS over Richmond	2-1
	IL Semi-Final	COLUMBUS over Rochester	3-2
1980	GOVERNORS' CUP	COLUMBUS over Toledo	4-1
	IL Semi-Final	COLUMBUS over Richmond	3-2
1979	GOVERNORS' CUP	COLUMBUS over Syracuse	4-3
	IL Semi-Final	COLUMBUS over Tidewater	3-1

<i>Cups</i>	<i>Team</i>	<i>Governors' Cup Champions (1977-2019)</i>	<i>Last Playoff</i>
11	Columbus	'79, '80, '81, '87, '91, '92, '96, '10, '11, '15, '19	2019
6	Durham	'02, '03, '09, '13, '17, '18	2019
5	Richmond*	'78, '86, '89, '94, '07	-
3	Pawtucket	'84, '12, '14	2014
3	Rochester	'88, '90, '97	2013
3	Norfolk	'82, '83, '85	2015
2	Buffalo	'98, '04	2005
2	Charlotte	'93, '99	2012
2	Scranton/WB	'08, '16	2019
2	Toledo	'05, '06	2018
1	Indianapolis	'00	2017
1	Louisville	'01	2010
1	Ottawa*	'95	-
1	Charleston*	'77	-

*-no longer in the IL

CLIPPERS ALL TIME ROSTER

-A-		Banks, Willie	1997, 03	Borrell, Danny	2003
Abbott, Kurt	2002	Banwart, Travis	2014, 17	Bourn, Michael	2013-14
Abernathy, Brent	2007	Baragar, Caleb	2023	Bowen, Ryan	1997
Abraham, Adam	2013-14	Barfield, Josh	2009	Bowie, Micah	2007
Abreu, Winston	2007	Barker, Tim	1996-97	Boyland, Doe	1978
Accardo, Jeremy	2012	Barnes, Brandon	2018-19	Brach, Brett	2011, 13-14
Adams, Austin	2014-16	Barnes, Scott	2011-14	Bradley, Bert	1985-86
Adkins, Steve	1990-91	Barnewell, Rich	1994-95	Bradley, Bobby	2018-19, 21-22
Adkins, Tim	2001, 03-04	Barom, Jim	1998	Bradley, Ryan	1998-00, 02
Aguilar, Jesus	2014-16	Barrett, Tom	1984-86	Bradley, Scott	1984-85
Albaladejo, Jonathan	2007	Batchelor, Rich	1993	Brady, Sean	2018-19
Alberro, Jose	1997-98	Batista, Tony	2007-08	Bragg, Darren	2001, 04
Alexander, Doyle	1982	Battenfield, Peyton	2022-23	Brant, Marshall	1980-83
Alexander, Manny	2007	Batton, Chris	1977	Brantley, Michael	2009-10, 16
Alford, Anthony	2022	Bauer, Trevor	2013-14	Brantly, Rob	2018
Allen, Cody	2012	Bauers, Jake	2019	Branyan, Russell	2010, 14
Allen, Greg	2018-19	Beal, Andy	2002-04	Brazoban, Yhency	2001
Allen, Kim	1978	Beam, T.J.	2006	Breining, Fred	1978
Allen, Logan S.	2019, 21	Bean, Colter	2003-06	Brennan, Will	2022
Allen, Logan T.	2022-23	Beattie, Jim	1979	Breslow, Craig	2017
Allen, Neil	1988	Becker, Tim	1979	Brewer, Billy	1996
Almanzar, Carlos	2001	Beech, Matt	2002-03	Bridges, Kary	2001-02
Almonte, Abraham	2015-17	Benson, Will	2021-22	Briggs, Dan	1984-85
Almonte, Erick	2001-03	Belisle, Matt	2018	Brito, Eude	2008
Alvarez, Manuel	2021	Beliveau, Jeff	2018	Brito, Juan	2007
Ambriz, Hector	2010, 12	Bell, Bubba	2011	Brito, Juan	2023
Anderson, Cody	2015-16, 19	Bellinger, Clay	1997-01	Broadway, Larry	2007-08
Anderson, Jason	2002-05	Benavides, Freddie	1996	Brock, Russ	1996
Anderson, Lars	2012	Benzinger, Todd	1995	Brooks, Trenton	2021-22
Anderson, Rick	1979	Berger, Eric	2010-12	Broom, Robert	2021-22
Angulo, Argenis	2016, 19	Bergman, Dusty	2006	Brow, Scott	1998
Antonelli, Matt	2013	Bergmann, Jason	2007-08	Brower, Bob	1989-90
Aquino, Greg	2009	Bergolla, William	2008	Brown, Bobby	1979, 81
Aramboles, Ricardo	2001	Bernadina, Roger	2007-08	Brown, Curt	1984-85
Arias, Alex	2002	Berra, Dale	1977-78	Brown, D.J.	2016-17
Arias, Gabriel	2021-22	Berry, Mike	1998	Brown, Dusty	2014
Arias, Gabriel D.	2014	Berti, Jon	2018	Brown, Jason	2006
Arias, Jaime	2022-23	Bertotti, Mike	2000-01	Brown, Jordan	2009-11
Armstrong, Mike	1985-87	Betancourt, Rafael	2009	Brown, Kevin	2004
Armstrong, Shawn	2014-17	Betts, Todd	2004	Brown, Richard	2000
Arnal, Cristo	2009	Beverlin, Jason	2000	Brown, Ron	1997
Arnsberg, Brad	1985-87	Bibee, Tanner	2023	Browning, Mike	1982-83
Arocha, Rene	1997	Bieber, Shane	2018, 21, 23	Brownlie, Bobby	2008
Arrojo, Rolando	2003	Bierek, Kurt	1998-99, 02	Bruhert, Mike	1981-82
Artiles, Carlos	2005	Bilous, Jason	2023	Bruney, Brian	2006
Ashby, Chris	1998-99	Bird, Doug	2020	Bruske, Jim	1998
Ashford, Tucker	1981-82	Bittner, Tim	2008	Bryson, Rob	2013
Aubrey, Michael	2009	Bixler, Brian	2010	Buchanan, Brian	1997
Augustine, Dave	1977	Blair, Ryan	2009	Buck, Travis	2011
Augustine, Jerry	1986	Blevins, Jeremy	2002	Buddie, Mike	1997-00
Ausanio, Joe	1994-95	Blowers, Mike	1990	Buhner, Jay	1987-88
Ausmus, Brad	1992	Boehringer, Brian	1995-96, 05	Burke, Jay	1987-88
Aviles, Robbie	2017	Bond, Daven	1991	Burns, Britt	1990
Ayala, Benny	1978	Bonds, Bobby	1982	Burns, Cory	2011
Ayala, Luis	2007	Bonifacio, Emilio	2008	Burrows, Terry	1996
Azocar, Oscar	1989-90	Bonilla, Juan	1985, 87	Buscher, Brian	2010
		Bonser, Boof	2013	Bush, Homer	1997, 04
-B-		Booker, Chris	2007-08	Butler, Joey	2016
Bacsik, Mike	2007-08	Boone, Aaron	2008	Butterfield, Brian	1982
Balboni, Steve	1981-83	Boone, Bret	2008	Butto, Francisco	2006
Baldwin, Billy	1978	Bordi, Rich	1987	Byron, Tim	1986
Baldwin, Rick	1978	Boris, Paul	1981	Bystrom, Marty	1985-86
Balester, Collin	2007-08	Borowski, Joe	1998		

CLIPPERS ALL TIME ROSTER

-C-		Clevinger, Mike	2015-17, 19	De Los Santos, Luis	1999
Cabrera, Melky	2005-06, 18	Clippard, Tyler	2005, 08, 19	Deardorff, Jeff	2004
Caddell, Seth	2022-23	Close, Casey	1988	DeBerry, Joe	1995
Call, Alex	2021-22	Cloyd, Tyler	2014	DeJardin, Bobby	1992-94
Callahan, Ben	1983	Cochran, Greg	1979-82	DeJesus, Ivan	1986
Callahan, Pat	1981-82	Colabello, Chris	2017	DeJesus, Jose	1996
Campaneris, Bert	1983	Cole, A.J.	2019	Deliza, Juan	1978
Cannizaro, Andy	2005-06, 09	Coleman, Dave	1980-81	Delgado, Raynel	2023
Cano, Robinson	2004-05	Coleman, Michael	2001	Dellucci, David	2009
Cantillo, Joey	2023	Collins, Gavin	2021-22	Delvecchio, Nick	1996-97
Canzler, Russ	2012	Collins, Zach	2023	DeMasi, Dominic	2018
Capps, Matt	2013	Colome, Jesus	2006-07	Demery, Larry	1978
Cappuzzello, George	1984	Colon, Joseph	2015-17	Dent, Bucky	1984
Carlin, Luke	2010-12, 14	Constanza, Jose	2010	DePaula, Jorge	2003, 05-06
Carlyle, Buddy	2004	Conti, Jason	2006	DeSalvo, Matt	2006
Carmona, Fausto	2009, 12	Contreras, Jose	2003-04	Deshaies, Jim	1984-85
Carpenter, Bubba	1993-99	Converse, Jim	1997	Destrade, Orestes	1986-87
Carper, Mark	1994-96	Cook, Andy	1991-95	Detwiler, Ross	2016
Carrasco, Carlos	2009-10, 13, 19	Cook, Cole	2012-13	Diaz, Felix	2007
Carrasco, Hector	2007	Coolbaugh, Mike	1999-00	Diaz, Frank	2008
Carreno, Amalio	1987-88	Cooper, David	2013-14	Diaz, Juan	2011-13
Carrera, Ezequiel	2010-13	Cooper, Don	1979-80, 84-85	Diaz, Mario	1996
Carroll, Clay	1978	Cooper, Jordan	2014-16	Diaz, Yandy	2015-18
Carroll, David	1999	Copeland, Ben	2011-12	Dickerson, Bobby	1989
Carroll, Jamey	2009	Corey, Mark	2006	Diehl, Phillip	2023
Carson, Matt	2013-14	Cosme, Caonabo	2004-06	Dillinger, John	2002
Cary, Chuck	1989, 91	Cotes, Eugenio	1978	Dilone, Miguel	1977
Cassel, Jack	2009	Cotto, Henry	1985-87	Dimmel, Mike	1979
Castillo, Alberto	2002	Coulter, Kevin	2022	Dingman, Craig	2000, 02
Castillo, Ivan	2016	Cowgill, Collin	2016	Donald, Jason	2009-12
Casto, Kory	2007-08	Cowley, Joe	1984	Donaldson, Bo	2002
Castro, Anthony	2022	Crockett, Kyle	2014-17	Donaldson, Josh	2018
Castro, Bernie	2007	Croghan, Andy	1994-96	Donovan, Joe	2023
Castro, Bill	1981	Crosby, Bubba	2003-06	Dorsett, Brian	1989-90
Castro, Ofilio	2008	Crowe, Trevor	2009-12	Dorta, Melvin	2007
Cathcart, Gary	1987	Cruz, Ivan	1996-98	Dotel, Octavio	2006
Cedno, Andujar	1999	Cruz, Jose	1988	Dowdy, Kyle	2019, 21
Cerone, Rick	1984, 90	Cruz, Pablo	1978	Doyle, Brian	1979-80
Chacin, Jhoulys	2015	Cruz, Tommy	1979	Drabek, Doug	1985-86
Chang, Yu-Cheng	2018-19, 21-22	Cumberland, Chris	1996	Draper, Mike	1991-92
Chapin, Darrin	1989-91	Cunningham, Aaron	2012	Draper, Zach	2021-22
Chapman, Nate	1979, 81	Curry, Xzavion	2022	Drews, Matt	1996
Chen, Bruce	2015	-D-		Dubois, Jason	2008
Chen, Chun-Hsiu	2013	Dalena, Pete	1984-88	Duenas, Yobal	2005
Chiang, Shao-Ching	2018-19	Dalesandro, Mark	1996	Dukes, Elijah	2008
Chico, Matt	2007-08	Daniels, Brett	2022-23	Dunbar, Matt	1994-96
Childers, Matt	2006	Datz, Jeff	1990	Duncan, Eric	2006
Childs, Dwight	2009, 11	Davidson, Bob	1988-90	Duncan, Mariano	1996
Chisenhall, Lonnie	2011-13, 15-18	Davidson, Cleatus	2002	Duncan, Shelley	2006, 10-11
Choate, Randy	2000-03	Davis, Kyle	2014	Durazo, Erubiel	2006
Choice, Michael	2015-16	Davis, Ben	2006	-E-	
Christian, Justin	2005	Davis, Chili	1998	Earl, Scott	1989
Christiansen, Clay	1983-86	Davis, Lance	2004	Easler, Mike	1977-78
Christopher, Mike	1989	Davis, Leonard	2008	Edell, Ryan	2009
Chulk, Vinnie	2009	Davis, Ron	1979, 90	Edenfield, Ken	1996-97
Ciriaco, Audy	2014-15	Davis, Russ	1993-95	Edwards, Jon	2018-19
Civale, Aaron	2019, 22-23	Dayett, Brian	1983-84	Edwards, Mike	1977
Claiborne, Preston	2018	de Caster, Yurendell	2008	Eenhoorn, Robert	1994-96
Clausen, Brandon	2002-03, 07	De La Cruz, Kelvin	2011	Eickhoff, Jerad	2023
Clay, Ken	1980	de la Rosa, Francisco	1992-93	Eiland, Dave	1988-91, 94-97
Clayton, Royal	1990-94	De La Torre, Jose	2012	Einertson, Darrell	2000
Clement, Ernie	2019, 21-22	De Los Santos, Enyel	2022	Elston, Guy	1983
Clements, Pat	1987-88				

CLIPPERS ALL TIME ROSTER

Engelmann, Jonathan	2022	Frias, Carlos	2017	Green, Bobby	1988-90
Enright, Nic	2022-23	Fruto, Emiliano	2007	Green, John	1990
Epps, Scott	1994-95	Fry, David	2022-23	Green, Nick	2006
Erdos, Todd	1998-99	Fuentes, Omar	2004	Greene, Todd	2001
Erickson, Roger	1983	Fuller, Jim	1978	Greer, Ken	1992-93
Erickson, Scott	2006	Fulton, Bill	1986-89	Grening, Brian	2009
Escalona, Felix	2004-06			Griffin, Dave	1989
Escobar, Alex	2007-08	-G-		Griffin, Mike	1979-81
Espino, Damaso	2009-10	Gaddis, Hunter	2022-23	Groom, Buddy	2005
Espino, Juan	1980-83, 85-87	Gallas, Anthony	2012, 15	Grossman, Robbie	2016
Espino, Paolo	2010-13	Gantt, Tre	2018	Grube, Jarrett	2015-17
Espinoza, Alvaro	1988	Galvez, Balvino	1989	Gubanich, Creighton	2002
Estalella, Bobby	2001	Gamel, Ben	2021	Guerrero, Cristian	2007
Estrada, Johnny	2008	Garagozzo, Keith	1994	Guetterman, Lee	1988
Estrada, Marco	2008	Garcia, Carlos	2000-01	Guidry, Ron	1987, 89
Eubank, Luke	2018	Garcia, Damasao	1979	Guiel, Aaron	2006
Evans, Barry	1982-83	Garcia, Danny	2006	Guilmet, Preston	2013
Evans, Rick	1978	Garcia, Karim	2002	Gulden, Brad	1979-81, 83
		Garcia, Victor	1991	Gunderson, Eric	2001
-F-		Gardiner, Mike	1997	Guyer, Brandon	2017-18
Fasano, Sal	2004	Garner, Perci	2016-17	Guzman, Garrett	2008
Fascia, Zac	2022	Garrett, Amir	2022		
Faulk, Kelly	1984-1986	Garza, Justin	2021-23	-H-	
Federowicz, Tim	2019	Gedman, Rich	1993	Haase, Eric	2017-19, 23
Fedroff, Tim	2011-14	George, Steve	1987	Habyan, John	1989-90
Fermin, Felix	1996	Geren, Bob	1986-89	Hafner, Travis	2009, 12
Fermin, Jose	2021-22	Germano, Justin	2010-11	Hagadone, Nick	2011-14
Fernandez, Sid	2001	Giambi, Jason	2004	Haggerty, Sam	2018
Field, Johnny	2018	Gibaut, Ian	2022	Haley, Trey	2015
Field, Nate	2002	Gibson, Paul	1993-94, 96	Hall, Josh	2007
Fife, Stephen	2018	Gil, Jerry	2013	Hall, Mickey	2009
Figga, Mike	1995-98, 01	Giljegiljaw, Kungkuan	2018	Halsey, Brad	2004
Filer, Tom	1981	Gimenez, Andres	2021	Hamilton, Ian	2022
Fillmyer, Heath	2021	Gimenez, Chris	2009-10	Hankins, Mike	1992
Filson, Pete	1982,87	Gipson, Charles	2003	Hankins, Ryan	2005
Fiore, Mike	1978	Glass, Chip	1998-99	Hankins, Todd	2014, 16-18
Fishel, John	1989-90	Godley, Zack	2021	Hannahan, Jack	2012
Fisher, Brian	1985-86	Godwin, Tyrell	2007	Hanrahan, Joel	2007
Fithian, Grant	1998	Goedert, Jared	2010-12	Hansell, Greg	2003
Flaherty, Ryan	2019	Gogolewski, Doug	1993	Hare, Shawn	1997
Flanagan, Kevin	2001	Gomes, Yan	2013, 15	Harer, Wayne	1980-82
Fleming, Carlton	1995	Gomez, Jeanmar	2010-12	Hargan, Steve	1978
Flores, Jesus	2008	Gomez, Rudy	1998	Hargis, Gary	1977-78
Flores, Randy	2000-01	Gonzalez, Alberto	2008	Harper, Brandon	2007
Flury, Pat	2001	Gonzalez, Alex	2007	Harrison, Matt	1988
Foli, Dan	2007	Gonzalez, Carlos	2019	Hart, Mike	1982
Fontenot, Ray	1983	Gonzalez, Erik	2015-17	Haviland, Shawn	2016
Fonville, Chad	2001	Gonzalez, Fernando	1978	Hawkins, Johnny	1985-86
Foote, Barry	1982	Gonzalez, Gianpaul	2021	Hayes, Brett	2015
Ford, Ben	1999-00	Gonzalez, Marcos	2023	Head, Jerad	2010-11
Fossas, Tony	1999	Gonzalez, Mike	1977	Head, Louis	2013, 17-18
Fowler, Don	1984	Gonzalez, Oscar	2021-23	Head, Stephen	2009
Fox, Andy	1995, 97	Gooden, Dwight	1997	Heath, Kelly	1984-85
Frank, Mike	2000-01	Goody, Nick	2017, 19	Heller, Ben	2016
Franklin, Glen	1985	Gorzellanny, Tom	2016	Henn, Sean	2005-06
Franklin, Wayne	2005	Gose, Anthony	2021	Henry, Butch	2001
Frazier, Clint	2016	Gosling, Mike	2009-10	Henson, Drew	2001-03
Frazier, George	1981	Graffanino, Tony	2009	Hentges, Sam	2021, 23
Frazier, Ron	1994-95	Graham, Randy	1986-87	Heredia, Felix	2004
Freeman, Ike	2022	Grahe, Joe	1998	Heredia, Wilson	1998
Freeman, Mike	2019	Graman, Alex	2002-05	Herges, Matt	2009
Freeman, Tyler	2022-23	Grapenthin, Dick	1989	Herget, Kevin	2021
Frey, Steve	1986-87	Gray, Lorenzo	1985	Hermida, Jeremy	2013

CLIPPERS ALL TIME ROSTER

Hernaiz, Jesus	1982-83	-J-	King, Mike	1983	
Hernandez, Adrian	2000-03	Jackson, Austin	2017	Kinnunen, Mike	1988
Hernandez, Anderson	2010	Jackson, Zach	2009	Kipnis, Jason	2010-11, 14, 17, 19
Hernandez, Guillermo	1995	Jakubauskas, Chris	2013	Kittle, Ron	1987
Hernandez, Hector	2019	Janzen, Marty	1998	Klubler, Corey	2010-13, 19
Hernandez, Kiki	1993-94	Javier, Stan	1984	Kneur, Frank	1983
Hernandez, Leo	1986	Jaye, Myles	2018	Knight, Brandon	2000-02
Hernandez, Luis	2013	Jean, Domingo	1993, 01-02	Knight, Tim	1985
Hernandez, Michel	2000-03, 11-12	Jefferson, Stan	1989	Knoblauch, Jay	1991-93
Hernandez, Orlando	1998, 02, 04	Jennings, Robin	2007	Knox, Jeff	1987
Hernandez, Pedro	1982	Jensen, Marcus	2003	Kobayashi, Masa	2009
Herrera, Javi	2008	Jerzembek, Mike	1996-98	Koch, Matt	2021
Herrin, Tim	2022-23	Jeter, Derek	1994-95, 98	Kolb, Dan	2007
Herrmann, Frank	2009-12, 14	Jewell, Jake	2022	Kontos, George	2018
Hickey, Kevin	1984	Jimenez, D'Angelo	1997-01, 07	Kotarski, Mike	1996
Hill, Cameron	2016-19, 21	Jimenez, Francisco	2010	Kottaras, George	2014
Hill, Koyie	2006	Jimenez, Luis A.	2008	Kown, Andrew	2008
Hill, Lew	1995	Jodie, Brett	2001-02	Kratz, Erik	2017
Hill, Shawn	2007-08	Johnson, Barry	2001	Krauth, Ben	2019, 21-22
Hillegas, Shawn	1992	Johnson, Bob	1977	Krenchicki, Wayne	1988
Hillman, Juan	2021	Johnson, Bobby	1984-85	Krieger, Tyler	2019, 21
Hinckley, Mike	2008	Johnson, Brian	2000	Kwan, Steven	2021
Hinds, Robert	1996	Johnson, Daniel	2019, 21-22		
Hines, Rich	1993-94, 96	Johnson, DJ	2021		
Hitchcock, Sterling	1993-94, 02	Johnson, Elliot	2014	-L-	
Hobson, Butch	1982-85	Johnson, Jeff	1991-93	Labaut, Randy	2023
Hodges, Wes	2009-11	Johnson, Jeff	2015-17	Laffey, Aaron	2009-10
Holcomb, Scott	1990, 92	Johnson, Jerry	1984	LaHair, Bryan	2014
Holland, Al	1977-78, 86-87	Johnson, Nick	2001-03, 11	Lail, Denny	2000-01
Holland, Neil	2017	Johnson, Russ	2005-06	Lambert, Rob	1988
Holt, Roger	1979-80	Jones, Darryl	1979	Landis, Kyle	2012-13
Holt, Tyler	2014-15	Jones, Jimmy	1989-90	Langerhans, Ryan	2007-08
Hood, Destin	2015	Jones, Lamar	1978	Langford, Rick	1988
Hooper, Kevin	2004	Jones, Mitch	2005-06	Langwell, Matt	2011-13
Hopkins, Randy	1977-78	Jones, Nolan	2021-22	Lankford, Frank	1997-98
Horn, Sam	1994	Jones, Odell	1978	Lannan, John	2007
House, T.J.	2013-16	Jones, Ross	1988	Lantigua, Manuel	1978
Horwitz, Brian	2010	Jones, Tim	1977	LaPorta, Matt	2009-13
Howard, Matt	1996-97	Jordan, Ricardo	1998	LaRoche, Andy	2012
Howe, Steve	1991, 93	Jose, Felix	2000	LaRoche, Dave	1982-83
Howell, Jay	1982	Juden, Jeff	1999	Lavarnway, Ryan	2019, 21
Hoyt, James	2018-19	Judy, Josh	2010-11	Lavastida, Bryan	2021-23
Hu, Chih-Wei	2019			Lavisky, Alex	2015-16
Huckaby, Ken	1988	-K-		Lawson, Matt	2013
Hudler, Rex	1983-85	Kamieniecki, Scott	1991-93, 95-96	Lawton, Marcus	1989
Hudson, Charles	1987	Kaminsky, Rob	2019	Layana, Tim	1987-88
Huff, David	2009-13	Kammeyer, Bob	1979-80	Leach, Jalal	1994-95, 02
Huffman, Chad	2011-12	Karinchak, James	2019, 21-23	Leathersich, Jack	2018
Hughes, Keith	1985-87, 91	Karsay, Steve	2004	Ledee, Ricky	1996-99
Humphreys, Mike	1991-94	Karstens, Jeff	2006	Lee, Chen-Chang	2011-15
Hunter, Cedric	2013	Katzaroff, Robbie	1996	Lefebvre, Joe	1980
Hunter, Tommy	2016	Kaufman, Brad	1998	Leiter, Al	1987-88
Hutton, Mark	1991-96	Kaufman, Curt	1982-83	Leiter, Mark	1989-90
Hynes, Colt	2016	Kazmir, Scott	2013	Lennon, Patrick	2001
		Kearns, Austin	2008	Leon, Donny	2000-01
-I-		Keisler, Randy	2000-01	Leon, Sandy	2022-23
Incaviglia, Pete	1997	Kelly, Kevin	2022	Lewis, Jensen	2009-11
Irabu, Hideki	1997	Kelly, Michael	2023	Lewis, Jim	1980-82
Irwin, Dennis	1979	Kelly, Mike	2004	Lewis, Scott	2009-10
Isaacson, Charlie	2005	Kelly, Pat	1991, 96-97	Lewis, Tim	1981
Ison, Bobby	2016	Kelly, Roberto	1987-88	Leyritz, Jim	1990-91
Izquierdo, Hansel	2004	Kiefer, Steve	1989	Lilly, Ted	2000-01
		King, Jeremy	2005	Lindor, Francisco	2014-15, 19

CLIPPERS ALL TIME ROSTER

Lindsay, Shane	2010	Martindale, Ryan	1996	Meulens, Hensley	1988-90, 92-93
Lindsey, Bill	1983-85	Martinez, Anastacio	2007	Meyer, Matt	2009
Lingos, Eli	2022	Martinez, Angel	2023	Michalak, Chris	2007
Lisio, Joe	2000	Martinez, Carlos	2008	Mikolajchak, Nick	2022
Little, Bryan	1986-87	Martinez, Chito	1994	Milbrath, Jordan	2018
Livesey, Jeff	1992-93, 95	Martinez, Gabby	1998	Millitello, Sam	1992-94
Livingston, Bobby	2009	Martinez, Henry	2018-19	Milledge, Lastings	2008
Lo Duca, Paul	2008	Martinez, Joe	2011, 13	Miller, Adam	2014
Lobaton, Jose	1998	Martinez, Michael	2015-17	Miller, Andrew	2017-18
Lofgren, Chuck	2009	Martinez, Richard	2010	Miller, Darrell	1989
Lois, Alberto	1977-78	Martis, Shairon	2008	Miller, Owen	2021
Lollar, Tim	1980	Masse, Billy	1992-95	Mills, Alan	1990-91
Lombard, George	2007, 09	Masterson, Justin	2014	Mills, Beau	2011-12
Lombardi, Phil	1986-87	Mata, Victor	1984-86	Milton, Eric	1997
Lomon, Kevin	1997	Mathias, Mark	2019	Mimbs, Mike	1998
Long, R.D.	1996-97	Maton, Phil	2019	Mirabella, Paul	1979
Long, Terrence	2006	Matos, Francisco	1998	Misiaszek, Andrew	2022
Looney, Brian	1998	Matos, Pascual	2001	Mitchell, Evan	2019
Lopez Alvarez, Angel	2021	Matsuzaka, Daisuke	2013	Mitchell, Paul	1981
Lopez, Gabe	2005	Mattingly, Don	1982-83	Mitchell, Ron	1977-78
Lopez, Jose	2012	May, Darrell	2005	Mmahat, Kevin	1989-92
Lough, David	2017	May, Rudy	1982-83	Mock, Eric	2022
Lovegrove, Kieran	2018	Maybin, Cameron	2019	Mock, Garrett	2008
Lovinger, Kevin	2001-02	McAllister, Zach	2010-14, 16	Mohorcic, Dale	1989
Lovullo, Torey	1991-92	McBride, Matt	2010-11	Molina, Izzy	1999
Lowe, Mark	2014	McCarthy, Greg	1999	Molleken, Dustin	2015
Lowell, Mike	1997-98	McCarty, Kirk	2021-22	Monasterio, Andruw	2021
Lucas, Jeremy	2016-17	McCullers, Lance	1990	Moncrief, Carlos	2014-15
Luke, Matt	1995-97	McDade, Mike	2013	Monsalve, Alex	2016
Luplow, Jordan	2019, 21	McDonald, Darnell	2007	Montefusco, John	1984
Lusader, Scott	1991	McDonald, Donzell	2000-01, 04	Monteleone, Rich	1990-91, 96
Lyden, Mitch	1986-87, 90	McDonald, Jim	1980	Montz, Luke	2008
Lysgaard, Jim	1979	McDonald, Keith	2006	Moore, Adam	2015-17
		McDowell, Oddibe	1995	Moore, Alvin	1984
-M-		McEnaney, Will	1978	Morales, Alex	2007
Maas, Jason	1990-91	McFarland, T.J.	2012	Moreno, Diego	2017
Maas, Kevin	1989-90, 93, 95	McGaffigan, Andy	1981	Morgan, Eli	2019, 21
MacDonald, Bob	1995	McGlothen, Lynn	1982	Morgan, Nyjer	2014
Macha, Ken	1977-78	McGuire, Ryan	2003	Morimando, Shawn	2016-18
Mackowiak, Rob	2009	McIntosh, Tim	1996	Morlan, John	1977
Maduro, Calvin	2005	McKenzie, Triston	2021, 23	Moroff, Max	2019
Maeda, Katsuhiko	1998, 00	McMillon, Billy	2002	Moronko, Jeff	1987-88
Maggi, Drew	2018	McNamara, Jim	1994	Morris, Cody	2021-23
Magrane, Jim	2007	McNealy, Derwin	1986	Morris, Hal	1988-89
Maile, Luke	2022	McNichol, Brian	2002	Morris, Jeremy	2000
Maine, Scott	2012	Meacham, Bobby	1983-84, 86-87	Mosquera, Julio	2000-01
Mairena, Oswaldo	2000	Mecir, Jim	1996-97	Moss, Scott	2019, 21
Mann, Jim	2004	Medina, Jose	2017	Mota, Juan	2021
Manning, Charlie	2004-06, 08	Medina, Yhoxian	2013, 16	Motuzas, Jeff	1996
Manship, Jeff	2015	Mejia, Francisco	2018	Mouton, Lyle	1994
Manzardo, Kyle	2023	Mejia, Jean Carlos	2021	Munoz, Arnie	2007-08
Marabell, Connor	2017-19, 21	Melendez, Jose	1996	Munoz, Bobby	1991-93
Marcum, Shaun	2014-15	Melian, Jackson	2004	Munro, Pete	2005
Marini, Marc	1996	Meloan, Jon	2009	Murata, Toru	2012-16
Marman, Kyle	2022-23	Melvin, Bob	1994-95	Murphy, Tommy	2008
Marmol, Carlos	2015	Mendez, Deivi	2003, 05	Murray, Dale	1984
Maronde, Nick	2014-16	Mendoza, Ramiro	1995-97, 05-06	Musset, Jose	1994-95
Marshall, Evan	2018	Menechino, Frank	2006	Mussina, Mike	2004
Marson, Lou	2009-10, 13	Mercado, Oscar	2018-19, 21-22	Myers, Tobias	2022
Marsonek, Sam	2003-05	Merchan, Jesus	2009	Myles, Bryson	2016
Marte, Andy	2009	Merritt, Ryan	2015-18	Myrow, Brian	2004
Martel, Ed	1991-92	Merryweather, Julian	2017		
Martin, Josh	2016-18	Mersch, Neal	1979		

CLIPPERS ALL TIME ROSTER

-N-		Ottavina, Paul	2001	Popham, Marty	2010-11
Nall, T.J.	2007	Outman, Josh	2014	Popplewell, Tom	1992-93
Napoli, Mike	2018	Oviedo, Luis	2022-23	Porter, Colin	2005
Naquin, Tyler	2015-19			Porter, Greg	2008
Narveson, Chris	2017	-P-		Posada, Jorge	1994-96
Naulty, Dan	1999	Pacella, John	1981-82	Pose, Scott	1997-98
Navarro, Dioner	2004, 19	Pacheco, Alex	2002	Post, Dave	2003
Naylor, Bo	2022-23	Packer, Matt	2012	Pounders, Brooks	2019
Naylor, Josh	2022	Padilla, Jorge	2008	Powell, Alonzo	1999-00
Neal, Blaine	2009	Padilla, Juan	2004	Price, Bryan	2012-15
Neal, Thomas	2011	Pagan, Dave	1977-78	Price, Ray	1997
Nelson, Doug	1977	Pagliarulo, Mike	1984	Pride, Curtis	2003
Nelson, Gene	1981	Pagnozzi, Matt	2012	Pries, Jeff	1986
Nelson, Jamie	1988	Palacios, Richie	2021-23	Pries, Micah	2023
Nelson, Kevin	2006	Palmer, Lowell	1977	Prinz, Bret	2003-04
Nelson, Kyle	2019, 21	Papi, Mike	2017-19	Proctor, Scott	2003-05
Nelson, Roger	1978	Parker, Blake	2021	Pulido, Alfonso	1985-87
Nettles, Jeff	2001-02	Parker, Christian	2003	Pulsipher, Bill	2002
Nettles, Jim	1977, 80	Parker, Clay	1988-90	Putnam, Zach	2010-11
Newell, Tom	1991	Parrish, Dave	2004-06		
Newsom, Randy	2009	Pasqua, Dan	1983, 85-87	-Q-	
Nichols, Pat	2008	Pasquale, Nick	2016-18	Quantrill, Cal	2023
Nichting, Chris	1999	Patterson, Jeff	1995	Quinn, Roman	2023
Nicosia, Steve	1977-78	Patterson, Mike	1981-84	Quirico, Rafael	1992-95
Nielsen, Scott	1984, 86, 88-89	Patterson, Scott	1982-86	Quiroz, Guillermo	2016
Nielson, Jerry	1992	Paulino, Dorssys	2018		
Nieve, Fernando	2013	Paulino, Felipe	2016	-R-	
Nieves, Jose	2003	Paulson, Jake	2019	Raabe, Brian	1999
Nieves, Wil	2005-06, 08	Pavano, Carl	2006	Raburn, Ryan	2014
Nitkowski, C.J.	2004	Pavlas, Dave	1995-97, 99	Raines, Tim	1996-97
Nixon, Otis	1982-83	Peacock, Brad	2021	Ralph, Curtis	1994
Noel, Jhonkensy	2022-23	Pena, Berto	1988	Ramirez, Angel	1998
Nokes, Matt	1994	Pena, Carlos	2006	Ramirez, J.C.	2014
Noles, Dickie	1989	Pena, Hipolito	1988-91	Ramirez, Jose	2014-15
Nomo, Hideo	2005	Pena, Wily Mo	2008	Ramirez, Neil	2018-19
Norman, Nelson	1977	Peoples, Michael	2016-19	Ramirez, Ramon	2003-05
Norris, Daniel	2023	Perez, Beltran	2007	Ramirez, Yohan	2022
Norrito, Joe	2008	Perez, Francisco	2021	Ramos, Bobby	1982
Northrup, Kevin	1996	Perez, Pasqual	1978	Ramos, Domingo	1979
Nova, Victor	2022	Perez, Rafael	2009, 12	Ramos, John	1990-93
Nunez, Abraham	2007	Perez, Robert	2001-02	Ramos, Wilson	2021
		Perez, Roberto	2013-14, 16, 21	Ramsey, James	2014-15
-O-		Perezchica, Tony	1994-95	Rapada, Clay	2013
O'Berry, Mike	1984-85	Perrault, Josh	2008	Rasmussen, Dennis	1983-85, 87
O'Connor, Mike	2008	Pestano, Vinnie	2010, 13-14	Rasmussen, Jim	1984
Ocker, Nathan	2021-22	Peters, Chris	2001	Rasner, Darrell	2006
Office, Rowland	1983	Petit, Gregorio	2012	Ray, Chris	2012
Ogando, Alexi	2018	Pettitte, Andy	1994-95	Ray, Ken	2009
Ogea, Chad	2001	Phelps, Cord	2010-13	Recker, Anthony	2016
Ohka, Tomo	2009	Phelps, Josh	2010	Redding, Tim	2005, 07
Ojala, Kirt	1993-95	Phelps, Tommy	2006	Reed, Brandon	2001
Ojeda, Bob	1994	Phillips, Andy	2002-05	Reed, Darren	1987
Olivares, Ozzie	1977-78	Phillips, Paul	2011	Reese, Kevin	2003-06
Olivares, Teuris	2003	Pilkington, Konnor	2022-23	Reese, Pokey	2008
Oliver, Bob	1977	Pino, Yohan	2009-10	Reichenbach, J.D.	2011
Olmedo, Ray	2008	Pinto, Aaron	2022	Reenteria, Dave	1994
Olson, Tyler	2016-19	Plante, Dan	1982	Restovich, Michael	2007
Olwine, Ed	1983	Plesac, Zach	2019, 22-23	Resz, Greg	1998
Orie, Kevin	2000	Plutko, Adam	2016-19	Reuschel, Rick	1983
Orlan, R.C.	2018-19	Polinsky, Bob	1979	Reyes, Al	2003
Orr, Pete	2008	Polley, Dale	1996-97	Reyes, Argenis	2010-11
Ortiz, Javier	2004	Ponticelli, Thomas	2022-23	Reyes, Carlos	1997, 04
Otero, Dan	2019	Pope, Justin	2006	Reyes, Franmil	2021-22

CLIPPERS ALL TIME ROSTER

Rhea, Marc	1978	Rundles, Rich	2009	Shirley, Bob	1987
Ricci, Frank	1982	Russell, Tony	1985-87	Shopay, Tom	1978
Rice, Jason	2011	Russo, Paul	1997	Shoppach, Kelly	2013
Richard, Bee Bee	1978	Ryan, Ken	2000	Showalter, Buck	1981, 83
Ricken, Ray	1996-98	Ryder, Brian	1981	Sierra, Ruben	2005
Ridenour, Dana	1988	Rzeczynski, Marc	2018	Silva, Mark	1984-86
Righetti, Dave	1979-82	-S-		Silvestri, Dave	1992-94
Rijo, Jose	1984			Simon, Randall	2000
Rios, Jesus	1986	Saarloos, Kirk	2009	Simontacchi, Jason	2007
Rivera, Juan	2001-03	Sadowski, Jim	1977	Simpson, Caleb	2023
Rivera, Mariano	1994-95	Saferight, Harry	1977-78	Singleton, Chris	1998
Rivera, Mike	2021-22	Sakata, Lenn	1987	Sipp, Tony	2009
Rivera, Ruben	1995-96	Salas, Juan	2009	Siri, Dalbert	2019, 21
Rivera, Saul	2007, 10	Salas, Mark	1987	Sizemore, Grady	2011
Robbins, Jake	2000	Salazar, Danny	2013-15, 17, 19	Skeels, Andy	1991
Roberge, J.P.	2000	Salters, Daniel	2018	Skinner, Joel	1987
Roberts, Will	2015-16	San Pedro, Erick	2007	Slagle, Roger	1979-80
Robertson, Andre	1980-82, 84-86	Sanches, Brian	2008	Slowey, Kevin	2012
Robertson, Daniel	2017	Sanchez, Gordon	1993	Small, Aaron	2005-06
Robinson, Bo	2003	Sanders, Deion	1988-90	Smith, Bobby	2003
Robinson, Bruce	1979-80	Sandlin, Nick	2019, 22	Smith, Cade	2023
Robinson, Don	1977	Sands, Jerry	2015	Smith, Carlton	2010-11
Robinson, Jared	2019	Santana, Carlos	2010	Smith, Daryl	1995
Robinson, Kerry	2000	Santangelo, F.P.	2002	Smith, Garry	1979-82
Rocchio, Braylan	2022-23	Santos, Omir	2013	Smith, Joe	2009-10
Rodriguez, Carlos	1990-93	Sardinha, Bronson	2006	Smith, Jordan	2016-17
Rodriguez, Edwin	1983	Sax, Dave	1989-92	Smith, Josh	2005
Rodriguez, Eliseo	1977	Scanlan, Bob	2002	Smith, Josh	2019
Rodriguez, Eric	2022-23	Scherman, Fred	1977	Smith, Keith	1985-86
Rodriguez, Henry	2001	Schmidt, Eric	1986, 88	Smith, Kyle	2010-11
Rodriguez, Jeffry	2019	Schmitt, Eric	2003-05	Smith, Matt	2005-06
Rodriguez, John	2003-04	Schmitz, Dan	1979-82	Smith, Mike	1990
Rodriguez, Johnathan	2023	Schneemann, Daniel	2022-23	Smith, Riley	2023
Rodriguez, Josh	2010-11	Schroder, Chris	2007-08	Smith, Willie	1990
Rodriguez, Nellie	2017-18	Schulze, Don	1989	Snider, Van	1990-91
Rodriguez, Nerio	2004	Schwinden, Chris	2012	Snow, J.T.	1992
Rodriguez, Ronny	2015-17	Scott, Adam	2021-23	Sojo, Luis	1998
Roehl, Scott	2009	Scott, Dick	1982-83, 85-87	Solomon, Eddie	1983
Rogers, Brian	2002-03	Scott, Kelly	1984-85	Soper, Mike	1986
Rogers, Ed	2008	Scott, Mickey	1977-78	Soriano, Alfonso	1999-00
Rohlinger, Ryan	2012-15	Scott, Rodney	1982	Sosa, Miguel	1986
Rojas, Tom	2005	Scott, Tom	2001	Soto, Giovanni	2013, 15
Rolison, Nate	2003	Curry, Rod	1977-78	Sowers, Jeremy	2009-10
Roller, Chris	2022-23	Seabolt, Scott	2001-02	Sparks, Don	1990-91, 93-95
Rolls, Damian	2005-06	Seddton, Chris	2012	Spearmen, Jemel	2008
Romanick, Ron	1987	Seefried, Tate	1995	Spears, Nate	2013
Romano, Scott	1996	Seuguignol, Fernando	2003	Speck, Cliff	1987-88
Romero, Antonio	2015	Segura, Jose	1994-95	Speer, David	2016-17, 19
Romero, J.C.	2012-13	Seiler, Keith	1991-93	Speigner, Levale	2007-08
Romero, Jhon	2023	Sellers, Jeff	1991	Spence, Cam	1999
Romero, Niuman	2009	Sellers, Justin	2014	Spencer, Shane	1996-99, 01, 04
Ronan, Marc	1997	Semall, Paul	1979	Spilborghs, Ryan	2012
Rondon, Hector	2009-10	Sepanek, Rob	1990	Springer, Russ	1992
Rooney, Pat	1984	Serum, Gary	1982	Staiger, Roy	1979-80
Rosales, Adam	2018-19	Sever, Joe	2017-18	Stamets, Eric	2016-19
Rosario, Dave	1991-92	Shaffer, Richie	2017-18	Stammen, Craig	2007-08, 16
Rose, Scott	1997-98	Shelby, Anthony	1998	Standart, Rich	1977-78
Rosenberg, Steve	1987	Shell, Steven	2008	Stanford, Don	1991-93
Roth, Michael	2015	Shepard, David	2002-03	Stanford, Jason	2008
Rottino, Vinny	2012	Sheridan, Pat	1991	Stanford, Larry	1991-92
Rub, Jerry	1989, 91	Sherlock, Glenn	1987-88	Stankiewicz, Andy	1988, 90-91, 93, 99-00
Rueckel, Dan	2007	Sherrill, Dennis	1979-80	Stegman, Dave	1981-82, 86
Rumer, Tim	1992, 95-97	Shields, Steve	1988		

CLIPPERS ALL TIME ROSTER

Stenholm, Rick	1979-81	Turner, Chris	2000	White, Steven	2006
Stephens, Jordan	2019, 21	Turner, Shane	1987	Whitehouse, Matt	2016-19
Stoops, Jim	2001			Whitehurst, Wally	1996
Stotts, J.T.	2006	-U-		Whitson, Ed	1977-78
Stowell, Bryce	2010	Underwood, Tom	1985	Wickman, Bob	1992
Stratton, Rob	2006	Urlick, John	2005	Widger, Chris	2002
Strawberry, Darryl	1995-97, 99	Urshela, Giovanni	2014-18	Wilcox, Luke	2000-01
Sturdevant, Tyler	2011-12, 14-15	Urso, Sal	1997	Wilk, Adam	2018
Suarez, Benny	2013-14			Williams, Al	1985
Sulser, Cole	2016-18	-V-		Williams, Bernie	1989, 91-92
Suomi, John	2007	Valbuena, Luis	2009-11	Williams, Brian	2001
Sutherland, John	1995	Valdes, Marc	2005	Williams, Dallas	1985
Sutton, Drew	2010	Valdez, Edward	2007	Williams, Gavin	2023
Swarzak, Anthony	2015	Valdez, Ordómar	2016	Williams, Gerald	1991-93
Swindle, R.J.	2006, 09	Valdez, Wilson	2009	Williams, Jerome	2007
Swisher, Nick	2015	Valencia, Victor	2000	Williams, Matt	1999-00
Sykes, Bob	1982	Valera, Francisco	2013	Williams, Shad	1998
		Valera, George	2022-23	Williams, Todd	2001
-T-		Valera, Julio	1998	Wilson, Craig	2003
Tabler, Pat	1981	Valladares, Randy	2019	Wilson, Josh	2017
Talbot, Mitch	2011, 18-19	Vallimont, Chris	2023	Wilson, Kris	2005-06
Tankersley, Dennis	2008	Van Buren, Jermaine	2007	Wilson, Tom	1995-97, 00
Tarasco, Tony	1999	Van Mil, Loek	2012	Wilson, Trevor	1999
Tate, Randy	1978	Vargas, Carlos	2022	Wiltbank, Ben	1978
Tatis, Ramon	2000	Vasquez, Rafael	1977	Wine, Robbie	1988
Taylor, Ben	2018	Velarde, Randy	1987-89	Winters, Matt	1983-86
Taylor, Steve	1979, 81	Velazquez, Andrew	2019	Witt, Mike	1991, 93
Taylor, Wade	1990-93	Vento, Michael	2003-05	Wittgren, Nick	2019
Tejeda, Enosil	2014-15	Veras, Jose	2006, 09	Wojciechowski, Asher	2019
Tejeda, Robinson	2012	Viera, John	1993	Wood, Blake	2013-14
Tejera, Michael	2009	von Schamann, Duke	2014	Wood, Hunter	2019
Tena, Jose	2022-23	Voyles, Brad	2005	Woodard, Mike	1989
Terlecky, Greg	1977			Woodson, Tracy	1996
Tessmer, Jay	1998-00, 02	-W-		Wordekemper, Eric	2006
Tewksbury, Bob	1985-87	Wagner, Ryan	2008	Wrenn, Luther	1977
Thames, Marcus	2002-03	Wakamatsu, Luke	2019	Wright, Steven	2009-11
Thissen, Greg	2007	Walewander, Jim	1990-91		
Thomas, Tom	1977	Walker, Bob	1978	-Y-	
Thompson, Kevin	2005-06	Wallace, Chris	2013-14	Yarnall, Ed	1999-00
Thompson, Marv	1979-80	Wallace, David	2008	Yepez, Marco	2007
Thompson, Rich	1987	Wallace, Kent	1995-96	Young, Alex	2021-22
Thompson, Ryan	2000	Walling, David	2001-02	Young, Curt	1992
Thompson, Trayce	2019	Walters, Zach	2014-15	Young, Danny	2021
Thoutsis, Paul	1995	Wang, Chien-Ming	2004-05		
Thurman, Mike	2002-04	Ward, Turner	1988	-Z-	
Thurston, Joe	2005	Warden, Jim Ed	2008	Zagurski, Mike	2014
Tirado, Aris	1986	Wasinger, Mark	1989-90	Zancanaro, Dave	1999
Todd, Jess	2009-11	Waszgis, B.J.	1999	Zapata, Juan	2023
Tolentino, Patric	2012	Watson, Allen	1999-2000	Zarate, Robert	2018
Tolleson, Wayne	1988	Watson, Brandon	2007	Zeihen, Bob	1990
Tolman, Mitchell	2022	Weathers, David	1996-97	Zimmer, Bradley	2016-19, 21
Tom, Ka'ai	2019	Webb, Donnie	2009-11	Zimmerman, Ryan	2008
Tomlin, Josh	2010, 13-15, 18	Webb, Ryan	2015	Zinicola, Zechry	2008
Toole, Justin	2010, 12-15	Weglarz, Nick	2010	Zuber, Jon	2000
Toregas, Wyatt	2009-10	Wehrmeister, Dave	1979-83	Zuvella, Paul	1986-87
Torrealba, Steve	2004	Welsh, Chris	1979-80		
Torres, Hector	1978	Wengert, Don	1999		
Torres, Jamie	1996-98	Werly, Jamie	1982-83		
Torres, Ricky	1990	Werth, Dennis	1979-81, 83		
Toussaint, Touki	2023	Westbrook, Jake	2000		
Traber, Billy	2007	Wever, Stefan	1983		
Troilo, Jason	1997-98	Wheeler, Dan	2012		
Tully, Tanner	2017, 19, 21-22	White, Alex	2011		

LAST TIME IT HAPPENED

5 hits in one game	Jhonkensy Noel	9/3/23 at St. Paul
6 hits in one game	Matt Howard	5/3/97 at Norfolk
3 doubles in one game	Oscar Gonzalez	9/17/23 at Toledo
2 triples in one game	Bo Naylor	7/23/22 at Toledo
3 steals in one game	Jose Ramirez	4/23/14 vs. Gwinnett
4 steals in one game	Oscar Mercado	4/17/19 at Louisville
Lead Off HR	Richie Palacios	4/28/23 at Indianapolis
2 HR in one game	Kyle Manzardo	9/19/23 vs. Omaha
HR from both sides of the plate	Abraham Nunez	7/12/07 vs. Charlotte
2 HR in one inning	Steve Balboni	6/28/82 at Pawtucket
3 HR in one game	Eric Stamets	5/29/17 vs. Norfolk
Inside the Park HR	Adam Rosales	4/16/18 vs. Pawtucket
Grand Slam	Oscar Gonzalez	7/19/23 at Louisville
Pinch-hit HR	Eric Haase	8/9/18 at Durham
Walk-off HR	Jhonkensy Noel	9/9/23 vs. Scranton/WB
Hit for Cycle	Oscar Gonzalez	6/25/23 at Indianapolis
5RBI in one game	Brayan Rocchio	9/3/23 at St. Paul
6RBI in one game	Oscar Gonzalez	7/4/23 at Nashville
7RBI in one game	Chris Roller	5/3/23 vs. Iowa
8RBI in one game	Hensley Meulens	6/25/92 at Pawtucket
9RBI in one game	Jared Goedert	6/5/12 vs. Buffalo
10RBI in one game	Chad Huffman	4/21/11 vs. Louisville
Clippers turning triple play	2B Eric Stamets, SS Erik Gonzalez, 1B Richie Shaffer	8/22/17 at Toledo
10+ strikeouts in a game	Gavin Williams (10)	5/10/23 at Louisville
Complete Game, 7 innings	Zach Plesac	5/6/23 vs. Iowa
Complete Game, 9 innings	Adam Plutko	6/2/18 at Syracuse
CG Shutout, 7 innings	Shane Bieber	5/25/18 at Gwinnett [^]
CG Shutout, 9 innings	Adam Plutko	6/2/18 at Syracuse [^]
No-hitter, 5 innings	Mariano Rivera	6/26/95 vs. Rochester
No-hitter, 7 innings	Shane Bieber	5/25/18 at Gwinnett
No-hitter, 9 innings	Adam Plutko	6/2/18 at Syracuse

* -in postseason, ^ -no-hitter

YEAR BY YEAR BATTING LEADERS


YR	Average	HR	RBI	Stolen	Runs
23	B. Rocchio .280	J. Noel 27	J. Noel 85	B. Rocchio 25	2 players tied 81
22	W. Brennan .316	2 players tied 17	D. Fry 74	W. Benson 16	W. Benson 75
21	C. Marabell .291	O. Gonzalez 18	G. Arias 55	2 players tied 10	G. Arias 64
19	D. Johnson .306	B. Bradley 33	B. Barnes 77	2 players tied 14	E. Haase 67
18	Y. Diaz .293	E. Haase 20	B. Barnes 81	B. Barnes 19	B. Barnes 75
17	Y. Diaz .350	R. Shaffer 30	R. Shaffer 89	R. Rodriguez 15	R. Shaffer 69
16	Y. Diaz .325	J. Aguilar 30	J. Aguilar 92	E. Gonzalez 12	2 players tied 62
15	T. Holt .302	J. Aguilar 19	J. Aguilar 93	T. Holt 25	T. Holt 63
14	J. Aguilar .304	J. Aguilar 19	J. Aguilar 77	T. Holt 20	J. Aguilar 69
13	M. Carson .252	J. Hermida 17	J. Hermida 66	E. Carrera 43	T. Fedroff 65
12	E. Carrera .294	R. Canzler 22	R. Canzler 79	E. Carrera 26	C. Phelps 82
11	L. Valbuena .302	J. Head 24	L. Valbuena 75	E. Carrera 35	J. Head 67
10	J. Constanza .319	J. Goedert 20	J. Brown 67	J. Constanza 34	J. Constanza 69
09	J. Brown .336	A. Marte 18	J. Brown 67	M. Brantley 46	M. Brantley 80
08	L. Broadway .266	Y. de Caster 10	L. Broadway 55	2 players tied 19	L. Broadway 56
07	B. Watson .313	M. Restovich 20	A. Nunez 68	B. Castro 34	B. Castro 63
06	A. Cannizaro .276	M. Jones 21	M. Jones 78	D. Garcia 21	2 players tied 69
05	M. Vento .291	M. Jones 27	M. Vento 84	K. Thompson 18	K. Reese 92
04	A. Phillips .318	A. Phillips 26	A. Phillips 85	3 players tied 10	A. Phillips 83
03	F. Seguinol .341	F. Seguinol 28	F. Seguinol 87	D. Henson 8	F. Seguinol 78
02	B. McMillon .301	D. Henson 18	S. Seabol 68	2 players tied 7	2 players tied 72
01	K. Bridges .297	N. Johnson 18	E. Almonte 55	D. McDonald 20	N. Johnson 68
00	K. Robinson .318	2 players tied 23	R. Thompson 75	K. Robinson 37	A. Soriano 90
99	D. Jimenez .327	A. Powell 24	K. Bierek 95	D. Jimenez 26	2 players tied 97
98	M. Lowell .304	2 players tied 26	M. Lowell 99	S. Pose 47	M. Lowell 79
97	M. Howard .312	S. Spencer 30	I. Cruz 95	A. Fox 28	M. Howard 90
96	T. Woodson .288	I. Cruz 28	I. Cruz 96	T. Barker 24	I. Cruz 84
95	D. Jeter .317	R. Rivera 15	D. Sparks 90	A. Fox 22	D. Jeter 96
94	R. Davis .276	2 players tied 25	D. Silvestri 83	M. Humphreys 28	M. Humphreys 83
93	B. Masse .316	R. Davis 26	B. Masse 91	G. Williams 29	B. Masse 81
92	J. Snow .313	H. Meulens 26	H. Meulens 100	M. Humphreys 37	H. Meulens 96
91	J. Ramos .308	J. Leyritz 11	T. Lovullo 75	J. Walewander 54	J. Walewander 81
90	O. Azocar .291	H. Meulens 26	H. Meulens 96	J. Walewander 49	H. Meulens 81
89	H. Morris .326	2 players tied 17	H. Morris 66	S. Jefferson 18	H. Morris 70
88	H. Morris .296	2 players tied 8	T. Ward 50	T. Ward 28	T. Ward 55
87	P. Dalena .282	J. Buhner 31	J. Buhner 85	R. Kelly 51	J. Buhner 83
86	O. Destrade .276	O. Destrade 19	P. Dalena 72	D. McNealy 24	L. Hernandez 62
85	J. Bonilla .330	2 players tied 18	D. Pasqua 69	R. Hudler 29	K. Heath 83
84	S. Bradley .335	D. Briggs 15	S. Bradley 84	K. Heath 12	S. Bradley 84
83	M. Winters .292	B. Dayett 35	B. Dayett 108	O. Nixon 94	O. Nixon 129
82	T. Ashford .331	S. Balboni 32	T. Ashford 101	O. Nixon 46	T. Ashford 98
81	T. Ashford .300	S. Balboni 33	S. Balboni 98	W. Harer 11	T. Ashford 81
80	M. Brant .289	M. Brant 23	M. Brant 92	R. Holt 10	M. Brant 69
79	D. Werth .299	D. Werth 17	D. Werth 74	B. Brown 25	R. Holt 72
78	M. Easler .330	2 players tied 18	M. Easler 84	K. Allen 25	M. Easler 84
77	M. Easler .302	2 players tied 18	B. Oliver 85	M. Edwards 62	J. Nettles 89

League Leader

YEAR BY YEAR PITCHING LEADERS

YR	Wins		Saves		ERA		Strikeouts		IP	
23	T. Herrin	7	J. Karinchak	5	J. Cantillo	4.64	J. Cantillo	111	J. Cantillo	95.0
22	2 players tied	8	J. Garza	7	P. Battenfield	3.63	P. Battenfield	109	P. Battenfield	153.2
21	K. McCarty	9	2 players tied	6	K. McCarty	5.01	K. McCarty	104	K. McCarty	124.0
19	M. Peoples	10	J. Smith	6	M. Peoples	3.98	S. Chiang	128	M. Peoples	144.2
18	2 players tied	7	B. Taylor	11	A. Wilk	3.66	A. Wilk	107	A. Wilk	164.2
17	2 players tied	10	S. Armstrong	10	R. Merritt	3.03	S. Morimando	128	S. Morimando	159.1
16	2 players tied	11	S. Armstrong	9	R. Merritt	3.70	M. Clevinger	97	R. Merritt	143.1
15	T. Murata	15	S. Armstrong	16	T. Murata	2.90	T. Murata	101	T. Murata	164.1
14	T. Cloyd	10	M. Lowe	17	T. Cloyd	3.89	T. Cloyd	118	T. Cloyd	166.2
13	T. House	7	P. Guilmet	20	T. Bauer	4.15	T. House	110	T. House	141.2
12	2 players tied	11	C. Ray	11	C. Seddon	3.44	C. Kluber	128	D. Huff	134.0
11	Z. McAllister	12	J. Judy	23	J. Gomez	2.55	C. Kluber	143	Z. McAllister	154.2
10	2 players tied	10	V. Pestano	14	C. Carrasco	3.65	C. Carrasco	133	C. Carrasco	150.1
09	C. Lofgren	6	G. Aquino	16	Z. Jackson	6.05	K. Ray	68	Z. Jackson	99.2
08	C. Balester	9	B. Sanches	13	T. Clippard	4.66	T. Clippard	125	T. Clippard	143.0
07	T. Redding	9	C. Booker	30	C. Mihalak	3.00	C. Booker	83	C. Michalak	100.0
06	2 players tied	9	J. Veras	21	K. Wilson	3.40	C. Bean	116	K. Wilson	132.1
05	P. Munro	10	S. Proctor	17	P. Munro	4.56	A. Graman	96	P. Munro	116.1
04	2 players tied	11	S. Marsonsek	17	B. Halsey	2.63	A. Graman	129	B. Halsey	144.0
03	J. De Paula	10	S. Marsonsek	18	J. De Paula	4.35	J. De Paula	125	J. De Paula	167.2
02	M. Thurman	7	B. Knight	12	A. Graman	4.65	A. Hernandez	109	A. Graman	124.0
01	B. Knight	12	C. Almanzar	18	B. Jodie	3.01	B. Knight	173	B. Knight	162.1
00	B. Knight	10	J. Tessmer	34	T. Lilly	4.19	B. Knight	138	B. Knight	184.2
99	E. Yarnall	13	J. Tessmer	28	E. Yarnall	3.47	J. Juden	151	J. Juden	176.1
98	J. Alberro	8	T. Erdos	16	J. Alberro	4.52	M. Jerzembeck	107	M. Jerzembeck	140.1
97	W. Banks	14	D. Pavlas	12	M. Jerzembeck	3.59	W. Banks	130	W. Banks	154.0
96	B. Boehringer	11	D. Pavlas	26	B. Boehringer	4.00	B. Boehringer	132	B. Boehringer	153.0
95	T. Rumer	10	D. Pavlas	18	K. Ojala	3.95	T. Rumer	110	K. Ojala	145.2
94	R. Clayton	12	J. Ausanio	13	D. Eiland	3.58	D. Eiland	84	K. Ojala	148.0
93	M. Hutton	10	B. Munoz	10	M. Hutton	3.18	M. Hutton	112	M. Hutton	133.0
92	2 players tied	12	M. Draper	37	S. Militello	2.29	S. Militello	152	B. Wickman	157.0
91	R. Clayton	11	R. Monteleone	17	R. Clayton	3.84	R. Clayton	100	R. Clayton	150.0
90	D. Eiland	16	R. Monteleone	9	D. Eiland	2.87	S. Adkins	138	S. Adkins	177.0
89	2 players tied	9	D. Noles	19	J. Jones	3.77	J. Jones	94	J. Jones	124.0
88	S. Nielsen	13	M. Kinnunen	13	S. Nielsen	2.40	H. Pena	109	S. Nielsen	172.1
87	2 players tied	12	A. Holland	11	B. Arnsberg	2.88	C. Speck	85	B. Fulton	144.2
86	S. Nielsen	11	3 players tied	6	S. Nielsen	3.47	M. Armstrong	103	B. Arnsberg	177.1
85	A. Pulido	11	D. Cooper	10	A. Pulido	3.39	J. Deshaies	106	A. Pulido	146.0
84	K. Faulk	11	M. Silva	14	J. Deshaies	2.39	J. Deshaies	117	J. Deshaies	135.2
83	D. Rasmussen	13	C. Kaufman	25	D. Rasmussen	4.57	D. Rasmussen	187	D. Rasmussen	181.0
82	J. Lewis	11	C. Kaufman	10	J. Lewis	2.60	J. Lewis	107	J. Lewis	166.0
81	2 players tied	12	J. Lewis	13	D. Wehrmeister	3.11	J. Pacella	135	B. Ryder	157.0
80	B. Kammeyer	15	D. Wehrmeister	8	K. Clay	1.96	D. Righetti	139	B. Kammeyer	176.0
79	B. Kammeyer	16	R. Anderson	21	P. Mirabella	3.88	P. Mirabella	98	B. Kammeyer	172.0
78	O. Jones	12	R. Nelson	10	O. Jones	4.57	O. Jones	169	O. Jones	181.0
77	T. Jones	15	M. Scott	12	E. Whitson	3.34	E. Whitson	120	T. Jones	190.0

League Leader





AWARDS & RECORDS

Brayan Rocchio took home Clipper of the Year honors in 2023, leading the team in runs, hits, doubles, triples and stolen bases.

CLIPPERS INTERNATIONAL LEAGUE INDIVIDUAL AWARD WINNERS

Most Valuable Player

Fernando Seguignol	2003
J.T. Snow	1992
Hensley Meulens	1990
Dan Pasqua	1985
Scott Bradley	1984
Tucker Ashford	1982
Marshall Brant	1980
Bobby Brown	1979

IL Star of Stars

Mike Lowell	1998
Sam Militello	1992
Brian Dayett	1983

Most Valuable Pitcher

Ed Yarnall	1999
Sam Militello	1992
Dave Eiland	1990
Brad Arnsberg	1987
Bob Kammeyer	1980
Rick Anderson	1979

All-Star Game MVP

Eric Haase	2019
Richie Shaffer	2017
Andy Phillips	2004
Sam Marsonек	2003

Rookie of the Year

Yandy Diaz	2016
Kurt Bierek	1999
J.T. Snow	1992
Orestes Destrade	1986
Dan Pasqua	1985
Scott Bradley	1984

Manager of the Year

Mike Sarbaugh	2011
Joe Altobelli	1980

Executive of the Year

Ken Schnacke	1991, 2011, 2018
George Sisler	1979, 1980

Triple-A All-Star Game Selections

2019	Brandon Barnes (OF), Eric Haase (C), Josh Smith (RP)
2018	Brandon Barnes (OF), Yu-Cheng Chang (SS), Eric Haase (C), Francisco Mejia (C), Mitch Talbot (SP), Adam Wilk (SP)
2017	Richie Shaffer (OF), Eric Stamets (SS)
2016	Shawn Armstrong (RP), Mike Clevinger (SP), Erik Gonzalez (SS)
2015	Shawn Armstrong (RP), Jesus Aguilar (1B), Tyler Holt (OF)
2014	Jesus Aguilar (1B), Roberto Perez (C)
2013	Omair Santos (C), Preston Guilmet (RP)
2012	Cord Phelps (2B), Russ Canzler (3B), Matt LaPorta (OF)
2011	Jeanmar Gomez (SP)*, Zach McAllister (SP), Jason Kipnis (2B), Luis Valbuena (SS)*
2010	Josh Tomlin (SP), Michael Brantley (OF)*, Jose Constanza (OF)
2009	Wyatt Teregas (C)*, Andy Marte (3B)*, Jordan Brown (OF)
2008	Brian Sanches (RP), Garrett Mock (SP)
2007	Chris Booker (RP), Brandon Waston (OF)
2006	Kris Wilson (SP)*
2005	Mitch Jones (1B), Michael Vento (OF)
2004	Alex Graman (SP), Andy Phillips (1B), Sam Marsonек (RP)*
2003	Sam Marsonек (RP)
2002	Billy McMillon (OF)
2001	Erick Almonte (SS), Brett Jodie (SP), Nick Johnson (1B)
2000	Alfonso Soriano (SS), Jay Tessmer (RP)
1999	D'Angelo Jimenez (SS), Izzy Molina (C), Jay Tessmer (RP), Bubba Carpenter (OF)*, Ed Yarnall (SP)*
1998	Mike Figga (C), Mike Lowell (3B), Todd Erdos (SP)*
1997	Ivan Cruz (1B)
1996	Ivan Cruz (1B), Dave Pavlas (RP)
1995	Derek Jeter (SS)
1994	Kirt Ojala (SP)
1993	Billy Masse (OF)
1992	Mike Draper (RP), Hensley Meulens (3B), Sam Militello (SP), Bob Wickman (SP), Bernie Williams (OF), Gerald Williams (OF)
1991	Mike Humphreys (OF)
1990	Brian Dorsett (C), Hensley Meulens (OF), Kevin Mmahat (SP)
1989	Brian Dorsett (C), Kevin Maas (OF), Hal Morris (1B), Randy Velarde (SS)
1988	Bob Geren (C), Mike Kinnunen (RP), Scott Nielsen (SP)

Post Season All-Star Selections

2022	Will Benson (OF), Bo Naylor (C)
2019	Brandon Barnes (OF), Bobby Bradley (1B), Eric Haase (C)
2018	Brandon Barnes (OF)
2017	Yandy Diaz (3B), Ronny Rodriguez (UTL)
2015	Jesus Aguilar (DH)
2012	Cord Phelps (2B)
2011	Jason Kipnis (2B), Luis Valbuena (UTL)
2010	Jose Constanza (OF)
2009	Andy Marte (3B), Jordan Brown (OF)
2005	Mitch Jones (1B)
2003	Fernando Seguignol (DH)
1999	D'Angelo Jimenez (SS), Brian Raabe (2B), Jay Tessmer (RP), Ed Yarnall (SP)
1997	Matt Howard (SS)
1996	Ivan Cruz (1B), Jorge Posada (C)
1995	Derek Jeter (SS), Jorge Posada (C), Don Sparks (1B)
1993	Billy Masse (OF)
1992	Mike Draper (RP), Torey Lovullo (DH), Hensley Meulens (3B), Sam Militello (SP), Dave Silvestri (SS), JT Snow (1B), Bernie Williams (OF), Gerald Williams (OF)
1990	Brian Dorsett (C), Dave Eiland (SP), Hensley Meulens (OF)
1989	Kevin Maas (DH), Hal Morris (1B), Randy Velarde (SS)
1988	Bob Geren (C), Randy Velarde (SS)
1987	Brad Arnsberg (SP), Jay Buhner (OF), Roberto Kelly (OF), Jeff Moronko (3B)
1986	Pete Dalena (DH), Paul Zuvella (SS)
1985	Juan Bonilla (2B), Dan Pasqua (OF)
1984	Scott Bradley (C), Dan Briggs (1B), Kelly Faulk (SP), Rex Hudler (2B)
1983	Brian Dayett (OF), Otis Nixon (OF)
1982	Tucker Ashford (3B), Marshall Brant (DH), Curt Kaufman (RP), Don Mattingly (OF)
1981	Steve Balboni (DH), Andre Robertson (SS)
1980	Marshall Brant (1B), Bob Kammeyer (SP)
1979	Rick Anderson (RP), Bobby Brown (OF), Brad Gulden (C), Roger Holt (2B)
1978	Dale Berra (SS), Mike Easler (OF)
1977	Mike Edwards (2B)

CLIPPER OF THE YEAR RECIPIENTS

YEAR	NAME	POS	STATS	NOTES
2023	Brayan Rocchio	INF	.280, 7HR, 65RBI, 25SB	Made ML debut in May
2022	Will Brennan	OF	.316, 9HR, 68RBI, 28 doubles	6th in MILB with 107RBI
2021	Gabriel Arias	INF	.284, 13HR, 55RBI, 29 doubles	Led team in batting and slugging
2019	Bobby Bradley	1B	.264, 33HR, 74RBI, .567SLG	Led IL in HR, had 2HR in playoffs
2018	Brandon Barnes	OF	.273, 14HR, 81RBI, 39 doubles	Mid and Postseason IL All-Star
2017	Yandy Diaz	3B	.350, 5HR, 33RBI, .454OBP	Led IL in batting and OBP
	Ronny Rodriguez	2B	.291, 17HR, 64RBI, 15SB	Played every position except C, P
2016	Erik Gonzalez	SS	.296, 11HR, 53RBI, 12SB	Made ML debut in July
2015	Michael Martinez	2B	.289, 5HR, 42RBI, 11SB	Hit .333 over final three months
	Adam Moore	C	.282, 6HR, 44RBI, .997FLD%	Hit .471 with 3HR, 10RBI in playoffs
2014	Jesus Aguilar	1B	.304, 19HR, 77RBI, .511SLG	6th in IL in batting, ML debut in May
	Giovanny Urshela	3B	.276, 13HR, 65RBI, .977FLD%	Led IL 3B in fielding %
2013	Preston Guilmet	RP	5-4, 20 saves, 1.68ERA, 0.89WHIP	Midseason All-Star
	Danny Salazar	SP	4-2, 2.73ERA, 59.1IP, 78K	Made ML debut in July
2012	Cord Phelps	2B	.276, 16HR, 62RBI, 34 doubles	Mid and Postseason IL All-Star
2011	Jerad Head	OF	.284, 24HR, 70RBI, .526SLG	2nd in IL in SLG, 3rd in HR
	Luis Valbuena	SS	.302, 17HR, 75RBI, .372OBP	Mid and Postseason IL All-Star
2010	Jose Constanza	OF	.319, 1HR, 32RBI, 34SB	2nd in IL in average, 4th in SB
2009	Jordan Brown	OF	.336, 15HR, 67RBI, .532SLG	Led IL in average, 3rd in SLG
2008	Larry Broadway	1B	.266, 9HR, 55RBI, 29 doubles	2nd among IL 1B in fielding %
2007	Brandon Watson	OF	.313, 2HR, 29RBI, 17SB	43 game hit streak (IL record)
2006	Andy Cannizaro	SS	.276, 3HR, 32RBI, 32 doubles	Made ML debut in September
2005	Kevin Reese	OF	.276, 14HR, 69RBI, 16SB, 92R	Made ML debut in June
2004	Andy Phillips	1B	.318, 26HR, 85RBI, .569SLG	Walk-off HR in All-Star Game
	Colter Bean	RP	9-3, 2.29ERA, 109K, 82.2IP	6th in IL in appearances (53)
2003	Fernando Seguinol	1B	.341, 28 HR, 87 RBI, .624 SLG	Led IL in average, HR; 2nd in RBI
2002	Juan Rivera	OF	.325, 8HR, 47RBI, 21 doubles	Played in only 65 games
2001	Brandon Knight	SP	12-7, 3.66ERA, 173K, 3CG	Led IL in strikeouts
2000	Jay Tessmer	RP	4-8, 34 saves, 3.80ERA, 40K	Set Clippers' career saves record
1999	D'Angelo Jimenez	SS	.327, 15HR, 88RBI, 26SB, 97R	Made ML debut in September
	Ed Yarnall	SP	13-4, 3.47ERA, 146K, 145.2IP	Led IL in ERA, ML debut in July
1998	Mike Lowell	3B	.304, 26HR, 99RBI, 34 doubles	Made ML debut in September
1997	Ivan Cruz	1B	.300, 24HR, 95RBI, 35 doubles	Made ML debut in July
	Shane Spencer	OF	.241, 30HR, 86RBI, 34 doubles	Led IL in extra base hits
1996	Dave Pavlas	RP	8-2, 26 saves, 1.99ERA, 5K/BB	Led IL in saves
	Tracy Woodson	3B	.288, 21HR, 81RBI, 34 doubles	Personal best in HR
1995	Derek Jeter	SS	.317, 2HR, 45RBI, 20SB, 96R	Led IL in runs
1994	Don Sparks	1B	.272, 7HR, 63RBI, 21 doubles	Led Clippers in games, hits
1993	Billy Masse	OF	.316, 19HR, 91RBI, .560SLG	Led IL in walks, extra base hits
1992	Sam Militello	SP	12-2, 2.29ERA, 152K, 2SHO	Led IL in ERA, ML debut in Aug.
	JT Snow	1B	.313, 15HR, 78RBI, .395OBP	Led IL in avg., ML debut in Sept.
1991	John Ramos	C	.308, 10HR, 63RBI, .393OBP	Made ML in September
1990	Dave Eiland	SP	16-5, 2.87ERA, 11CG, 3SHO	Led IL in wins, complete games
	Hensley Meulens	OF	.285, 26HR, 96RBI, 81R	Led IL in total bases
1989	Brian Dorsett	C	.250, 17HR, 62RBI, 21 doubles	Hit HR in Triple-A All-Star Game
	Hal Morris	1B	.326, 17HR, 66RBI, 24 doubles	Led IL in average
1988	Scott Nielsen	SP	13-6, 2.40ERA, 8CG, 3SHO	Threw no-hitter June 8 vs. Maine
1987	Jay Buhner	OF	.276, 31HR, 85RBI, 83R	Led IL in HR, ML debut in Sept.
	Roberto Kelly	OF	.276, 13HR, 62RBI, 51SB	Led IL in SB, ML debut in July
1986	Orestes Destrade	1B	.276, 19HR, 56RBI, 21 doubles	IL Rookie of the Year
1985	Dan Pasqua	OF	.321, 18HR, 69RBI, .599SLG	Made ML debut in May
1984	Scott Bradley	C/OF	.335, 6HR, 84RBI, 180 hits	Set Clippers' season hits record
1983	Brian Dayett	OF	.288, 35HR, 108RBI, 105R	Set franchise HR, RBI records
1982	Tucker Ashford	3B	.331, 10HR, 101RBI, 98R	3rd highest avg. in Clipper history
1981	Tucker Ashford	3B	.300, 17HR, 86RBI, 32 doubles	Led IL in total bases
1980	Marshall Brant	1B	.289, 23HR, 92RBI, 22 doubles	Made ML debut in October
1979	Roger Holt	2B	.280, 1HR, 33RBI, 72R	Hit walk-off single to win Gov. Cup
	Dennis Werth	1B	.299, 17HR, 74RBI, 27 doubles	Made ML debut in September
1978	George Sisler, Jr	GM	Led the IL in attendance at 324,510	
1977	John Lipon	MGR	Took over for Tim Murtaugh and guided team to 54-51 record	

TOP TEN SINGLE SEASON BATTING LEADERS

Games Played

1. Gerald Williams	142	1992
2. Hensley Meulens	141	1992
3. Don Sparks	139	1994
4. Jhonkensy Noel	138	2023
Scott Bradley	138	1984
Otis Nixon	138	1983
7. Jesus Aguilar	137	2016
Don Sparks	137	1995
Tucker Ashford	137	1982
10. Tim Fedroff	136	2013
Hensley Meulens	136	1990
Leo Hernandez	136	1986

Average (min. 389 PA)

1. Fernando Seguinol	.341	2003
2. Jordan Brown	.336	2009
3. Scott Bradley	.335	1984
4. Tucker Ashford	.331	1982
5. Mike Easler	.330	1978
6. Juan Bonilla	.330	1985
7. D'Angelo Jimenez	.327	1999
8. Brian Raabe	.327	1999
9. Hal Morris	.326	1989
10. Yandy Diaz	.325	2016

At Bats

1. Otis Nixon	557	1983
2. Gerald Williams	547	1992
3. Don Sparks	545	1995
4. Kevin Reese	540	2005
Tucker Ashford	540	1982
6. Scott Bradley	538	1984
7. Hensley Meulens	534	1992
8. Kurt Bierek	532	1999
9. Mike Edwards	531	1977
10. D'Angelo Jimenez	526	1999

Hits

1. Scott Bradley	180	1984
2. Tucker Ashford	179	1982
3. D'Angelo Jimenez	172	1999
4. Don Sparks	170	1995
5. Otis Nixon	162	1983
6. Brian Raabe	161	1999
7. Mike Edwards	157	1977
8. Gerald Williams	156	1992
9. Mike Lowell	155	1998
10. Derek Jeter	154	1995
J.T. Snow	154	1992

Runs

1. Otis Nixon	129	1983
2. Brian Dayett	105	1983
3. Tucker Ashford	98	1982
4. D'Angelo Jimenez	97	1999
Alonzo Powell	97	1999
6. Derek Jeter	96	1995
Hensley Meulens	96	1992
8. Brian Raabe	93	1999
9. Kevin Reese	92	2005
Gerald Williams	92	1992

Total Bases

1. Brian Dayett	281	1983
2. Mike Lowell	273	1998
3. Kurt Bierek	268	1999
4. D'Angelo Jimenez	259	1999
5. Jay Buhner	258	1987
6. Hensley Meulens	257	1992
7. Tucker Ashford	252	1982
8. Fernando Seguinol	251	2003
Marshall Brant	251	1982
10. Tucker Ashford	250	1981

Doubles

1. Kurt Bierek	42	1999
2. Drew Henson	40	2003
3. Brandon Barnes	39	2018
4. Kevin Reese	38	2005
5. Michael Vento	37	2005
6. Russ Canzler	36	2012
Bobby Smith	36	2003
8. Jordan Brown	35	2009
Brian Raabe	35	1999
Ivan Cruz	35	1997
Billy Masse	35	1993
Leo Hernandez	35	1986

Triples

1. Mike Patterson	12	1982
2. Pete Orr	11	2008
3. John Rodriguez	10	2004
Scott Pose	10	1998
Chris Singleton	10	1998
Don Sparks	10	1995
Dave Augustine	10	1977
8. Jason Kipnis	9	2011
Donzell McDonald	9	2001
Kerry Robinson	9	2000
Derek Jeter	9	1995
Jalal Leach	9	1994
Bernie Williams	9	1992

Home Runs

1. Brian Dayett	35	1983
2. Bobby Bradley	33	2019
Steve Balboni	33	1981
4. Steve Balboni	32	1982
5. Jay Buhner	31	1987
Marshall Brant	31	1982
7. Richie Shaffer	30	2017
Jesus Aguilar	30	2016
Shane Spencer	30	1997
10. Matt Winters	29	1983

RBI

1. Brian Dayett	108	1983
2. Tucker Ashford	101	1982
3. Hensley Meulens	100	1992
4. Mike Lowell	99	1998
Matt Winters	99	1983
6. Steve Balboni	98	1981
7. Ivan Cruz	96	1996
Hensley Meulens	96	1990
Marshall Brant	96	1982
10. Kurt Bierek	95	1999
Mike Figga	95	1998
Ivan Cruz	95	1997
Marshall Brant	95	1981

Stolen Bases

1. Otis Nixon	94	1983
2. Mike Edwards	62	1977
3. Jim Walewander	54	1991
4. Roberto Kelly	51	1987
5. Jim Walewander	49	1990
6. Scott Pose	47	1998
7. Michael Brantley	46	2009
Otis Nixon	46	1982
9. Ezequiel Carrera	43	2013
10. Kerry Robinson	37	2000
Mike Humphreys	37	1992

Walks

1. Matt Winters	112	1983
2. Kelly Heath	101	1985
3. Otis Nixon	96	1983
4. Jim Walewander	90	1990
Matt Winters	90	1984
6. Jeremy Hermida	88	2013
Dennis Werth	88	1979
8. Dave Silvestri	83	1994
9. Alonzo Powell	82	1999
Billy Masse	82	1993

Strikeouts

1. Richie Shaffer	188	2017
2. Nellie Rodriguez	181	2017
3. Mitch Jones	174	2005
4. Hensley Meulens	168	1992
5. Zach Collins	159	2023
6. Bobby Bradley	153	2019
7. Brandon Barnes	152	2018
8. Drew Henson	151	2002
9. Jeremy Hermida	149	2013
10. Steve Balboni	146	1981

On Base Percentage (389 PA)

1. Yandy Diaz	.454	2017
2. Matt Winters	.439	1983
3. Billy Masse	.438	1993
4. Will Benson	.426	2022
5. Mike Easler	.425	1978
6. Steve Nicosia	.420	1978
7. Bubba Carpenter	.419	1999
8. Dennis Werth	.417	1979
9. Alonzo Powell	.414	1999
10. Tom Wilson	.410	2000

Slugging Percentage (389 PA)

1. Fernando Seguinol	.624	2003
2. Brian Dayett	.587	1983
3. Andy Phillips	.569	2004
4. Bobby Bradley	.567	2019
5. Matt Winters	.564	1983
6. Ivan Cruz	.561	1997
7. Bubba Carpenter	.560	1999
8. Billy Masse	.560	1993
9. Ricky Ledee	.553	1996
10. John Rodriguez	.542	2004

Longest Hitting Streaks

1. Brandon Watson	43	2007
2. Yandy Diaz	28	2016
3. Brian Raabe	24	1999
4. Giovanni Urshela	21	2016
5. Ezequiel Carrera	20	2012
Felix Escalona	20	2004
Kary Bridges	20	2001

TOP TEN CAREER BATTING LEADERS

Games Played

1. Bubba Carpenter	574
2. Pete Dalena	486
3. Don Sparks	472
4. Mike Humphreys	458
5. Andy Stankiewicz	452
6. Juan Espino	439
7. Marshall Brant	422
8. Hensley Meulens	421
9. Jesus Aguilar	386
10. Mike Patterson	370

Average (min. 584 PA)

1. Scott Bradley	.327
2. Juan Rivera	.325
3. Derek Jeter	.324
4. Matt Howard	.322
5. Don Mattingly	.321
6. Yandy Diaz	.319
7. Tucker Ashford	.316
8. Mike Easler	.316
9. Jordan Brown	.315
10. Hal Morris	.311

At Bats

1. Bubba Carpenter	1848
2. Don Sparks	1738
3. Pete Dalena	1678
4. Mike Humphreys	1638
5. Hensley Meulens	1547
6. Andy Stankiewicz	1490
7. Marshall Brant	1466
8. Jesus Aguilar	1452
9. Cord Phelps	1379
10. D'Angelo Jimenez	1335

Hits

1. Don Sparks	490
2. Bubba Carpenter	476
3. Mike Humphreys	448
4. Pete Dalena	438
5. Hensley Meulens	402
6. D'Angelo Jimenez	397
7. Cord Phelps	395
Marshall Brant	395
9. Jesus Aguilar	393
10. Andy Stankiewicz	368

Runs

1. Mike Humphreys	296
2. Bubba Carpenter	294
3. Marshall Brant	256
4. Hensley Meulens	251
5. Dave Silvestri	231
6. D'Angelo Jimenez	225
7. Andy Stankiewicz	211
8. Ricky Ledee	205
9. Don Sparks	204
10. Cord Phelps	203
Mike Patterson	203

Total Bases

1. Bubba Carpenter	768
2. Marshall Brant	733
3. Hensley Meulens	712
4. Don Sparks	704
5. Pete Dalena	691
6. Jesus Aguilar	685
7. Mike Humphreys	645
8. Steve Balboni	617
9. D'Angelo Jimenez	609
10. Dave Silvestri	597

Doubles

1. Cord Phelps	95
2. Bubba Carpenter	90
3. Pete Dalena	89
Don Sparks	89
5. Jesus Aguilar	86
6. Shane Spencer	83
7. Mike Humphreys	82
8. Michael Vento	79
9. D'Angelo Jimenez	78
10. Drew Henson	76

Triples

1. Mike Patterson	25
Don Sparks	25
3. Jalal Leach	19
4. Bob Meacham	17
Scott Pose	17
Andy Stankiewicz	17
7. Donzell McDonald	16
Bernie Williams	16
9. Gerald Williams	15
10. Bubba Carpenter	14
Mike Humphreys	14
Jorge Posada	14

Home Runs

1. Steve Balboni	92
2. Marshall Brant	86
3. Hensley Meulens	73
4. Jesus Aguilar	68
5. Ivan Cruz	65
6. Andy Phillips	59
7. Bubba Carpenter	58
Dave Silvestri	58
9. Shane Spencer	56
10. Ricky Ledee	54

RBI

1. Marshall Brant	302
2. Hensley Meulens	266
3. Steve Balboni	265
4. Jesus Aguilar	262
5. Bubba Carpenter	260
6. Don Sparks	252
7. Pete Dalena	242
8. Ivan Cruz	227
9. Dave Silvestri	221
10. Cord Phelps	202

Stolen Bases

1. Otis Nixon	140
2. Mike Humphreys	117
3. Ezequiel Carrera	115
4. Jim Walewander	103
5. Andy Stankiewicz	74
Gerald Williams	74
7. Mike Edwards	62
Roberto Kelly	62
9. Scott Pose	60
10. Michael Brantley	59

Walks

1. Bubba Carpenter	276
2. Matt Winters	240
3. Mike Humphreys	238
4. Dave Silvestri	209
5. Marshall Brant	196
6. Tim Fedroff	190
7. Billy Masse	188
8. Hensley Meulens	180
9. Yandy Diaz	177
10. Cord Phelps	173

Strikeouts

1. Hensley Meulens	466
2. Dave Silvestri	366
3. Drew Henson	358
4. Bubba Carpenter	354
5. Marshall Brant	347
6. Jesus Aguilar	321
7. Mitch Jones	319
8. Steve Balboni	305
9. Eric Haase	287
10. Mike Humphreys	281
Ricky Ledee	281

On Base Percentage (584PA)

1. Yandy Diaz	.415
2. Mike Easler	.414
3. Matt Winters	.412
4. Andy Fox	.405
5. Derek Jeter	.403
6. Dennis Werth	.403
7. Otis Nixon	.400
8. Matt Howard	.394
9. Don Mattingly	.394
10. Tucker Ashford	.390

Slugging Percentage (584PA)

1. Steve Balboni	.580
2. Brian Dayett	.555
3. Mike Lowell	.543
4. Andy Phillips	.534
5. Ivan Cruz	.527
6. Ricky Ledee	.524
7. Mike Easler	.515
8. Shane Spencer	.513
9. Juan Rivera	.512
10. Russ Davis	.510

TOP TEN SINGLE SEASON PITCHING LEADERS

Wins

1. Dave Eiland	16	1990
Bob Kammeyer	16	1979
3. Toru Murata	15	2015
Steve Adkins	15	1990
Bob Kammeyer	15	1980
Tim Jones	15	1977
7. Willie Banks	14	1997
8. Ed Yarnall	13	1999
Scott Nielsen	13	1988
Dennis Rasmussen	13	1983
Rick Anderson	13	1979

Losses

1. Tyler Clippard	13	2008
Ed Whitson	13	1977
3. Adam Plutko	12	2017
Brandon Knight	12	2000
Ryan Bradley	12	1999
Jeff Juden	12	1999
Brad Arnsberg	12	1986
Chris Welsh	12	1980
9. Corey Kluber	11	2011
Jorge De Paula	11	2003
Ted Lilly	11	2000
Roger Slagle	11	1979
Steve Hargan	11	1978

ERA (min. 115.2 IP)

1. Ken Clay	1.96	1980
2. Sam Militello	2.29	1992
3. Jim Deshaies	2.39	1984
4. Scott Nielsen	2.40	1988
5. Jeanmar Gomez	2.55	2011
6. Greg Cochran	2.56	1980
7. Jim Lewis	2.60	1982
8. Brad Halsey	2.63	2004
9. Russ Springer	2.69	1992
10. Chris Welsh	2.73	1980

Appearances

1. Colter Bean	65	2005
2. Jay Tessmer	63	2002
3. Dale Polley	62	1997
4. Jay Tessmer	60	2000
5. Danny Rios	58	1997
Royal Clayton	58	1994
7. Dave Pavlas	57	1996
Mike Draper	57	1992
9. Eric Gunderson	56	2001
10. Chris Booker	55	2007
Jason Anderson	55	2005
Darrin Chapin	55	1991
Curt Kaufman	55	1982
Paul Boris	55	1981

Hits

1. Tim Jones	207	1977
2. Clay Christiansen	196	1983
3. Tyler Cloyd	188	2014
4. Bill Fulton	179	1987
5. Bob Kammeyer	178	1979
6. Shawn Morimando	177	2017
7. Bob Kammeyer	176	1980
8. Yohan Pino	175	2010
Roger Erickson	175	1983
Ed Whitson	175	1977

Innings Pitched

1. Tim Jones	190.0	1977
2. Brandon Knight	184.2	2000
3. Dennis Rasmussen	181.0	1983
Odell Jones	181.0	1978
5. Brad Arnsberg	177.1	1986
6. Steve Adkins	177.0	1990
7. Jeff Juden	176.1	1999
8. Bob Kammeyer	176.0	1980
9. Dave Eiland	175.1	1990
10. Ed Whitson	175.0	1977

Saves

1. Mike Draper	37	1992
2. Jay Tessmer	34	2000
3. Chris Booker	30	2007
4. Jay Tessmer	28	1999
5. Dave Pavlas	26	1996
6. Curt Kaufman	25	1983
7. Josh Judy	23	2011
8. Jose Veras	21	2006
Rick Anderson	21	1979
10. Preston Guilmet	20	2013

Complete Games

1. Bob Kammeyer	13	1980
Chris Welsh	13	1980
3. Dave Eiland	11	1990
4. Bob Kammeyer	10	1979
Odell Jones	10	1978
6. Brad Arnsberg	9	1987
Jim Deshaies	9	1984
Paul Mirabella	9	1979
9. Ed Whitson	9	1977
Brandon Knight	8	2000
Scott Nielsen	8	1988
Dennis Rasmussen	8	1983
Tim Jones	8	1977

Shutouts

1. Jim Deshaies	4	1984
2. Shawn Morimando	3	2017
Dave Eiland	3	1990
Wade Taylor	3	1990
Scott Nielsen	3	1988
Ken Clay	3	1980
7. 19 tied	2	

Starts

1. Peyton Battenfield	28	2022
Brandon Knight	28	2000
Brad Arnsberg	28	1986
Dennis Rasmussen	28	1983
5. Adam Wilk	27	2018
Corey Kluber	27	2011
Tyler Clippard	27	2008
Jorge De Paula	27	2003
Steve Adkins	27	1990
Brian Ryder	27	1981
Bob Kammeyer	27	1979

Earned Runs

1. Jeff Juden	109	1999
2. Ryan Bradley	100	1999
3. Clay Christiansen	97	1983
4. Greg Cochran	96	1982
5. Ray Ricken	94	1997
6. Corey Kluber	93	2011
Yohan Pino	93	2010
Edward Martel	93	1992
9. Dennis Rasmussen	92	1983
Odell Jones	92	1978

Home Runs Allowed

1. Zach Plesac	30	2023
2. Ryan Bradley	28	1999
3. David Huff	27	2012
4. Tyler Cloyd	26	2014
5. Kirk McCarty	25	2021
Yohan Pino	25	2010
7. Adam Plutko	24	2017
Jeff Juden	24	1999
9. Adam Wilk	23	2018
Denny Lail	23	2000

Strikeouts

1. Dennis Rasmussen	187	1983
2. Brandon Knight	173	2001
3. Odell Jones	169	1978
4. Sam Militello	152	1992
5. Jeff Juden	151	1999
6. Ed Yarnall	146	1999
7. Corey Kluber	143	2011
8. Dave Righetti	139	1980
9. Brandon Knight	138	2000
Steve Adkins	138	1990

Walks

1. Dennis Rasmussen	108	1983
2. Dave Righetti	101	1980
3. Steve Adkins	98	1990
4. Brian Ryder	97	1981
5. John Pacella	91	1981
6. Ray Ricken	81	1997
Clay Christiansen	81	1983
8. Jeff Juden	76	1999
Tim Rumer	76	1995
10. Alan Mills	75	1991

WHIP (min. 115.2 IP)

1. Sam Militello	1.061	1992
2. Dave Eiland	1.067	1990
3. Scott Nielsen	1.068	1988
4. Rick Langford	1.082	1988
5. Kris Wilson	1.088	2006
6. Lee Guetterman	1.119	1988
7. Greg Cochran	1.121	1980
8. Chris Seddon	1.130	2012
9. Ken Clay	1.130	1980
10. Mark Hutton	1.135	1993

TOP TEN CAREER PITCHING LEADERS

Wins

1. Dave Eiland	61
2. Royal Clayton	41
3. Scott Nielsen	33
4. David Huff	32
5. Alex Graman	31
Bob Kammeyer	31
7. Jim Lewis	30
Dave Wehrmeister	30
9. Toru Murata	29
10. Kirt Ojala	27

Losses

1. Alex Graman	31
2. Dave Eiland	30
3. Royal Clayton	27
Dave Wehrmeister	27
5. Brandon Knight	26
6. Andy Cook	25
Scott Nielsen	25
8. Adam Plutko	23
Kirt Ojala	23
Scott Patterson	23
Jorge De Paula	23

ERA (min. 174 IP)

1. Colter Bean	2.69
2. Bob Davidson	2.69
3. Josh Tomlin	2.74
4. Jeff Johnson	2.91
5. Don Cooper	2.92
6. Wade Taylor	2.98
7. Dave Pavlas	3.02
8. Scott Nielsen	3.07
9. Zach McAllister	3.12
10. Jimmy Jones	3.24

Appearances

1. Colter Bean	215
2. Jay Tessmer	186
3. Royal Clayton	177
4. Dave Pavlas	169
5. Frank Herrmann	142
6. Sam Marsonек	138
7. Andy Cook	137
8. Mike Buddie	134
9. Jim Lewis	133
10. Dave Eiland	131

Hits

1. Dave Eiland	748
2. Royal Clayton	539
3. Dave Wehrmeister	491
4. Alex Graman	486
5. Clay Christiansen	450
6. Kirt Ojala	440
7. Andy Cook	436
8. Brandon Knight	413
9. Scott Patterson	410
10. David Huff	406

Innings Pitched

1. Dave Eiland	767.0
2. Dave Wehrmeister	523.2
3. Royal Clayton	513.2
4. Alex Graman	494.0
5. Andy Cook	433.2
6. Scott Nielsen	428.0
7. Brandon Knight	427.2
8. Clay Christiansen	420.1
9. Kirt Ojala	419.2
10. Jim Lewis	409.0

Saves

1. Jay Tessmer	71
2. Dave Pavlas	57
3. Sam Marsonек	42
4. Chris Booker	38
5. Mike Draper	37
6. Shawn Armstrong	35
Curt Kaufman	35
8. Rich Monteleone	26
9. Josh Judy	25
Jim Lewis	25

Complete Games

1. Bobb Kammeyer	23
2. Dave Eiland	19
3. Brad Arnsberg	15
Scott Nielsen	15
5. Chris Welsh	13
6. Jim Deshaies	12
Brandon Knight	12
Dennis Rasmussen	12
9. Jamie Werly	11
10. Greg Cochran	10
Odell Jones	10
Dave Righetti	10
Ed Whitson	10

Shutouts

1. Dave Righetti	5
2. Brad Arnsberg	4
Jim Deshaies	4
Dave Eiland	4
Scott Nielsen	4
Wade Taylor	4
7. Shawn Morimando	3
Ken Clay	3
9. 21 tied	2

Starts

1. Dave Eiland	127
2. Alex Graman	84
3. Jorge De Paula	65
4. Kirt Ojala	63
5. David Huff	61
Scott Nielsen	61
6. Ryan Merritt	60
Brandon Knight	60
8. Greg Cochran	58
Dave Wehrmeister	58
10. Adam Plutko	55
Toru Murata	55
Adrian Hernandez	55

Earned Runs

1. Dave Eiland	292
2. Dave Wehrmeister	228
3. Scott Patterson	225
4. Alex Graman	218
5. Royal Clayton	215
6. Andy Cook	206
7. Kirt Ojala	204
8. Jorge De Paula	194
9. Greg Cochran	192
Brandon Knight	192

Home Runs Allowed

1. Jorge De Paula	58
2. Dave Eiland	56
3. David Huff	54
4. Alex Graman	49
5. Ryan Merritt	45
Toru Murata	45
7. Ryan Bradley	43
Brandon Knight	43
Scott Patterson	43
Dave Wehrmeister	43

Strikeouts

1. Dave Eiland	437
2. Alex Graman	433
3. Brandon Knight	392
4. Colter Bean	377
5. Dave Wehrmeister	341
6. Adrian Hernandez	338
7. Royal Clayton	307
8. Corey Kluber	291
9. Jim Lewis	283
10. Jorge De Paula	276

Walks

1. Dave Wehrmeister	236
2. Alex Graman	189
3. Clay Christiansen	184
4. Scott Patterson	181
5. Jim Lewis	174
6. Adrian Hernandez	172
7. Kirt Ojala	171
8. Greg Cochran	170
9. Andy Cook	168
10. Royal Clayton	166

WHIP (min. 174 IP)

1. Josh Tomlin	1.034
2. Jimmy Jones	1.127
3. Dave Pavlas	1.142
4. Carlos Carrasco	1.157
5. Dave Eiland	1.168
6. Zach McAllister	1.183
7. Bob Davidson	1.193
8. Kris Wilson	1.197
9. Colter Bean	1.210
10. Scott Nielsen	1.229

SINGLE SEASON TEAM RECORDS

BATTING				
	High	Year	Low	Year
At Bats	5,020	2022	4,264	2021
Runs	898	1983	498	1988
Hits	1,407	2010	1,079	2021
Singles	931	2010	650	2021
Doubles	305	1999	190	1980
Triples	61	1995	16	2021
Home Runs	213	2019	70	1988
Total Bases	2,343	1998	1,598	1988
Sacrifice Hits	77	1980	7	2019
Sacrifice Flies	62	1983	23	2021
Stolen Bases	193	1977	47	1981
Caught Stealing	100	1991	24	2011
Walks	741	1983	388	2002
Strikeouts	1,392	2019	634	1979
Hit by Pitch	107	2022	20	1984
RBI	826	1983	449	1988
Average	.289	1999	.242	1988
Slugging Pct.	.473	1999	.340	1988
On Base Pct.	.383	1981	.304	1988
Grounded into DP	149	2010	79	2021
Left on Base	1,106	2022	908	2021
Shutouts	15	2013	3	1994, '23

PITCHING				
	High	Year	Low	Year
ERA	5.32	2023	2.92	1980
Saves	54	1992	24	'78, '80, '23
Strikeouts	1,365	2022	621	1986
Walks	767	2023	356	1996
Home Runs	214	2023	66	1990
Shutouts	16	1990, 2016	2	2009
Complete Games	49	1980	0	2007, '21
Innings Pitched	1,309.2	2022	1,099.0	2021
Runs	808	2023	477	1980
Earned Runs	753	2023	388	1980
Hits	1,407	2009	1,012	1980
Hit Batters	82	2023	17	1987
Wild Pitches	97	2023	32	1987

DEFENSE				
	High	Year	Low	Year
Fielding Pct.	.984	2017	.965	1978
Errors	178	1978	80	2017
Double Plays	157	1984	102	1978

MISCELLANEOUS RECORDS				
	High	Year	Low	Year
Players Used	83	2019	32	1980
Extra Inning Games	21	2013	7	1994
Attendance	666,797	2009	324,510	1978

Longest Streaks: Win- 16, 1979 (6/25-7/11); Loss- **11, 2023 (6/6-6/18)**

Clipper Seasons Ranked by Winning Percentage			
1.	1992 ^{GC}	95-49	.660
2.	1981 ^{GC}	88-51	.633
3.	1979 ^{GC}	85-54	.612
4.	2011 ^{GC}	88-56	.611
5.	1996 ^{GC}	85-57	.599
6.	1990 ^{RU}	87-59	.596
7.	1980 ^{GC}	83-57	.593
	1983	83-57	.593
9.	1991 ^{GC}	85-59	.590
10.	1984	82-57	.590
11.	1999	83-58	.589
12.	2019 ^{GC}	81-59	.579
13.	2015 ^{GC}	83-61	.576
14.	2022	85-64	.570
15.	2016	82-62	.569
16.	1982	79-61	.564
17.	1993	78-62	.557
18.	1997 ^{RU}	79-63	.556
19.	2004	80-64	.556
20.	1987 ^{GC}	77-63	.550
21.	2010 ^{GC}	79-65	.549
	2014	79-65	.549
23.	1985 ^{RU}	75-64	.540
24.	2005	77-67	.535
25.	2003	76-68	.528
26.	1989	77-69	.527
27.	2018	73-67	.521
28.	1994	74-68	.521
29.	2012	75-69	.521
	2000	75-69	.521
31.	1995	71-68	.511
32.	2017	71-71	.500
33.	2013	71-73	.493
34.	2008	69-73	.486
	2006	69-73	.486
36.	2001	67-76	.469
37.	1998	67-77	.465
38.	2021	59-68	.465
39.	1977	65-75	.464
40.	2023	68-79	.463
41.	1988	65-77	.458
42.	1986	62-77	.446
43.	2007	64-80	.444
44.	1978	61-78	.439
45.	2002	59-83	.415
46.	2009	57-85	.401

At Home

Best: 49-22 (.690), 1996

Worst: 29-43 (.403), 1998

On the Road

Best: 49-23 (.681), 1992

Worst: 26-43 (.377), 1986

SINGLE GAME RECORDS

TEAM

Most Runs/Game, Clippers	26	5/3/97 at Norfolk
Most Runs/Game, Opponent	21	4x, 7/6/17 vs. Indianapolis
Most Runs/Inning, Clippers	11	4x, 6/1/09 vs. Norfolk
Most Runs/Inning, Opponent	12	3x, 8/3/97 vs. Rochester
Most Hits/Game, Clippers	30	5/3/97 at Norfolk
Most Hits/Game, Opponent	25	7/10/00 at Durham
Most Hits/Inning, Clippers	11	2x, 5/28/93 vs. Charlotte
Most HR/Game, Clippers	7	7/13/01 vs. Richmond
Most HR/Game, Opponent	7	2x, 7/6/17 vs. Indianapolis
Most HR/Inning, Clippers	5	6/3/05 at Buffalo
Most Consecutive HR	4	6/3/05 at Buffalo
Most SB/Game, Clippers	9	7/11/91 vs. Scranton/WB
Most SB/Game, Opponent	8	2x, 6/7/97 vs. Toledo

INDIVIDUAL

Most Hits	6	2x, Matt Howard, 5/3/97 at Norfolk
Most Runs	5	6x, Daniel Schneemann, 6/28/23 vs. Toledo
Most RBI	10	Chad Huffman, 4/21/11 vs. Louisville
Most Doubles	3	37x, Oscar Gonzalez, 9/17/23 at Toledo
Most Triples	2	25x, Bo Naylor, 7/23/22 at Toledo
Most HR	3	12x, Eric Stamets, 6/16 vs. Gwinnett
Most Total Bases	14	Dave Silvestri, 4/22/94 at Ottawa (2B, 3HR)
Most SB	4	5x, Oscar Mercado, 4/17/19 at Louisville
Most Strikeouts	18	Randy Keisler, 6/3/01 vs. Buffalo

MISCELLANEOUS

Most Errors	6	5x, 6/9/04 vs. Rochester
Longest Game (Innings)	21	6/10/85 vs. Syracuse (W, 8-7)
Longest Game (Time)	5:38	8/6/97 vs. Richmond (18 innings)
Longest 9-Inning Game	4:10	7/12/90 at Indianapolis (W, 18-10)
Shortest 9-Inning Game	1:46	5x, 5/18/23 vs. St. Paul (W, 2-1)
Shortest 7-Inning Game	1:16	5/17/78 vs. Charleston (L, 1-0)
Largest Crowd (Home)	20,131	7/17/80 vs. Rochester (L, 7-3)
Largest Crowd (Road)	44,510	5/27/91 at Denver (W, 5-1)

CLEVELAND GUARDIANS 2024 SEASON SCHEDULE

MARCH/APRIL

SUN	MON	TUE	WED	THU	FRI	SAT
24	25	26	27	28 10:07PM	29 9:40PM	30 4:07PM
				OAK	OAK	OAK
31 4:07PM	1 9:40PM	2 9:40PM	3 4:10PM	4 4:10PM	5	6 2:10PM
OAK	SEA	SEA	SEA	MIN		MIN
7 2:10PM	8 5:10PM	9 6:10PM	10 6:10PM	11	12 7:10PM	13 6:10PM
MIN	CWS	CWS	CWS		NYN	NYN
14 1:40PM	15 *11:10AM	16 7:10PM	17 7:10PM	18 *1:35PM	19 7:10PM	20 6:10PM
NYN	BOS	BOS	BOS	BOS	OAK	OAK
21 1:40PM	22	23 8:10PM	24 6:10PM	25 *1:10PM	26 7:20PM	27 7:20PM
OAK 1:35PM 28	ATL	BOS 8:10PM 29	BOS	BOS	ATL	ATL

MAY

SUN	MON	TUE	WED	THU	FRI	SAT
			1 8:10PM	2 8:10PM	3 7:10PM	4 6:10PM
			HOU	HOU	LAA	LAA
5 1:40PM	6 6:10PM	7 6:10PM	8 *1:10PM	9 7:40PM	10 7:40PM	11 7:10PM
LAA	DET	DET	DET	CWS	CWS	CWS
12 2:10PM	13 8:05PM	14 8:05PM	15 8:05PM	16	17 7:10PM	18 6:10PM
CWS	TEX	TEX	TEX		MIN	MIN
19 1:40PM	20 6:10PM	21 6:10PM	22 *1:10PM	23	24 9:38PM	25 9:38PM
MIN	NYM	NYM	NYM		LAA	LAA
26 4:07PM	27 4:10PM	28 8:40PM	29 8:40PM	30	31 7:10PM	
LAA	COL	COL	COL		WSH	

JUNE

SUN	MON	TUE	WED	THU	FRI	SAT
						1 4:10PM
						WSH
2 1:40PM	3	4 6:40PM	5 6:40PM	6 *1:10PM	7 7:10PM	8 7:35PM
WSH		KC	KC	KC	MIA	MIA
9 1:40PM	10	11 7:10PM	12 7:10PM	13	14 7:07PM	15 3:07PM
MIA		CIN	CIN		TOR	TOR
16 1:37PM	17	18 6:40PM	19 6:40PM	20 *1:10PM	21 7:10PM	22 4:10PM
TOR		SEA	SEA	SEA	TOR	TOR
23 1:40PM	24 6:35PM	25 6:35PM	26 6:35PM	27 8:10PM	28 8:10PM	29 4:10PM
TOR 2:10PM 30	KC 6:35PM 24	BAL	BAL	BAL	KC	KC

JULY

SUN	MON	TUE	WED	THU	FRI	SAT
	1	2 6:40PM	3 6:40PM	4 *1:10PM	5 7:10PM	6 4:10PM
		CWS	CWS	CWS	SF	SF
7 1:40PM	8 6:40PM	9 6:40PM	10 6:40PM	11 *1:10PM	12 6:50PM	13 4:10PM
SF	DET	DET	DET	DET	TB	TB
14 1:40PM	15	16	17	18	19 7:10PM	20 7:10PM
TB		ASG			SD	SD
21 1:40PM	22 6:40PM	23 6:40PM	24 6:40PM	25 *1:10PM	26 6:40PM	27 6:05PM
SD	DET	DET	DET	DET	PHI	PHI
28 1:35PM	29 6:40PM	30 *1:10PM	31			
PHI	DET	DET				

AUGUST

SUN	MON	TUE	WED	THU	FRI	SAT
				1 6:40PM	2 7:10PM	3 7:15PM
				BAL	BAL	BAL
4 1:40PM	5 6:40PM	6 6:40PM	7 *1:10PM	8	9 8:10PM	10 7:10PM
BAL	AZ	AZ	AZ		MIN	MIN
11 2:10PM	12 6:40PM	13 6:40PM	14 6:40PM	15	16 8:10PM	17 7:15PM
MIN	CHC	CHC	CHC		MIL	MIL
18 2:10PM	19	20 7:05PM	21 7:05PM	22 1:05PM	23 7:10PM	24 7:10PM
MIL		NYN	NYN	NYN	TEX	TEX
25 1:40PM	26 6:40PM	27 6:40PM	28 *1:10PM	29	30 7:10PM	31 6:10PM
TEX	KC	KC	KC		PIT	PIT

SEPTEMBER

SUN	MON	TUE	WED	THU	FRI	SAT
1 2:40PM	2 4:10PM	3 7:40PM	4 7:40PM	5	6 10:10PM	7 9:10PM
PIT	KC	KC	KC		LAD	LAD
8 4:10PM	9 7:40PM	10 7:40PM	11 *2:10PM	12 6:40PM	13 7:10PM	14 6:10PM
LAD	CWS	CWS	CWS	TB	TB	TB
15 1:40PM	16 6:40PM	17 6:40PM	18 6:40PM	19 *1:10PM	20 8:15PM	21 7:15PM
TB	MIN	MIN	MIN	MIN	STL	STL
22 2:15PM	23	24 6:40PM	25 6:40PM	26	27 7:10PM	28 6:10PM
STL		CIN	CIN		HOU	HOU
29 3:10PM	30					
HOU						

■ HOME ■ AWAY



All games will air on WTAM/WMMS/GRN, with the exception of the following: * indicates WTAM only and ^ indicates WMMS only. All game dates and times are subject to change. Schedule tentative as of February 2024.



2024 SCHEDULE

MARCH/APRIL

SUN	MON	TUE	WED	THU	FRI	SAT
					²⁹ @STP 7:37	³⁰ @STP 3:07
³¹ @STP 3:07	1	² OMA 6:15	³ OMA 6:15	⁴ OMA 6:15	⁵ OMA 6:15	⁶ OMA 2:05
⁷ OMA 1:05	⁸	⁹ @LOU 6:05	¹⁰ @LOU 11:05AM	¹¹ @LOU 6:35	¹² @LOU 7:15	¹³ @LOU 7:15
¹⁴ @LOU 1:05	¹⁵	¹⁶ BUF 6:15	¹⁷ BUF 12:05	¹⁸ BUF 6:15	¹⁹ BUF 6:15	²⁰ BUF 4:05
²¹ BUF 1:05	²²	²³ @SYR 6:35	²⁴ @SYR 6:35	²⁵ @SYR 6:35	²⁶ @SYR 6:35	²⁷ @SYR 1:05
²⁸ @SYR 1:05	²⁹	³⁰ TOL 6:15				

JULY

SUN	MON	TUE	WED	THU	FRI	SAT
	¹ @TOL 7:05	² @TOL 7:05	³ @TOL 7:05	⁴ TOL 4:05	⁵ TOL 7:05	⁶ TOL 7:05
⁷	⁸	⁹ @IND 7:05	¹⁰ @IND 1:35	¹¹ @IND 7:05	¹² @IND 7:05	¹³ @IND 7:05
¹⁴ @IND 1:35	¹⁵	¹⁶	¹⁷	¹⁸	¹⁹ @LOU 7:15	²⁰ @LOU 7:15
²¹ @LOU 6:05	²²	²³ MEM 5:05	²⁴ MEM 12:05	²⁵ MEM 7:05	²⁶ MEM 7:05	²⁷ MEM 7:05
²⁸ MEM 1:05	²⁹	³⁰ SYR 7:05	³¹ SYR 12:05			

MAY

SUN	MON	TUE	WED	THU	FRI	SAT
	1	² IOW 6:15	¹ TOL 6:35	² TOL 6:15	³ TOL 7:05	⁴ TOL 4:05
⁵ TOL 1:05	⁶	⁷ @IOW 7:38	⁸ @IOW 1:08	⁹ @IOW 1:08	¹⁰ @IOW 8:08	¹¹ @IOW 7:08
¹² @IOW 2:08	¹³	¹⁴ LOU 7:05	¹⁵ LOU 12:05	¹⁶ LOU 12:05	¹⁷ LOU 7:05	¹⁸ LOU 7:05
¹⁹ LOU 1:05	²⁰	²¹ @OMA 7:35	²² @OMA 7:35	²³ @OMA 7:35	²⁴ @OMA 7:35	²⁵ @OMA 7:05
²⁶ @OMA 3:05	²⁷	²⁸ LHV 7:05	²⁹ LHV 7:05	³⁰ LHV 7:05	³¹ LHV 7:05	

AUGUST

SUN	MON	TUE	WED	THU	FRI	SAT
				¹ SYR 7:05	² SYR 7:05	³ SYR 7:05
⁴ SYR 1:05	⁵	⁶ @STP 8:07	⁷ @STP 2:07	⁸ @STP 8:07	⁹ @STP 8:07	¹⁰ @STP 7:37
¹¹ @STP 3:07	¹²	¹³ @IOW 7:38	¹⁴ @IOW 1:08	¹⁵ @IOW 7:38	¹⁶ @IOW 8:08	¹⁷ @IOW 7:08
¹⁸ @IOW 2:08	¹⁹	²⁰ IND 6:15	²¹ IND 12:05	²² IND 6:15	²³ IND 7:05	²⁴ IND 7:05
²⁵ IND 1:05	²⁶	²⁷ @GWN 7:05	²⁸ @GWN 7:05	²⁹ @GWN 7:05	³⁰ @GWN 7:05	³¹ @GWN 6:05

JUNE

SUN	MON	TUE	WED	THU	FRI	SAT
						¹ LHV 7:05
² LHV 1:05	³	⁴ @IND 7:05	⁵ @IND 1:35	⁶ @IND 7:05	⁷ @IND 7:05	⁸ @IND 7:05
⁹ @IND 1:35	¹⁰	¹¹ IOW 7:05	¹² IOW 12:05	¹³ IOW 7:05	¹⁴ IOW 7:05	¹⁵ IOW 7:05
¹⁶ IOW 1:05	¹⁷	¹⁸ @WOR 6:45	¹⁹ @WOR 6:45	²⁰ @WOR 6:45	²¹ @WOR 6:45	²² @WOR 4:05
²³ @WOR 1:05	²⁴	²⁵ OMA 7:05	²⁶ OMA 7:05	²⁷ OMA 12:05	²⁸ OMA 7:05	²⁹ OMA 7:05
³⁰ OMA 1:05						

SEPTEMBER

SUN	MON	TUE	WED	THU	FRI	SAT
¹ @GWN 1:05	² DUR 6:15	³ DUR 6:15	⁴	⁵ DUR 6:35	⁶ DUR 7:05	⁷ DUR 7:05
⁸ DUR 1:05	⁹	¹⁰ STP 6:15	¹¹ STP 6:15	¹² STP 6:15	¹³ STP 7:05	¹⁴ STP 7:05
¹⁵ STP 1:05	¹⁶	¹⁷ @TOL 6:35	¹⁸ @TOL 12:05	¹⁹ @TOL 6:35	²⁰ @TOL 7:05	²¹ @TOL 5:05
²² @TOL 2:05	²³	²⁴	²⁵	²⁶	²⁷	²⁸
²⁹	³⁰					

*All game times listed are subject to change. *All game times are local.

HOME Copa de la Diversión AWAY

"TANSKY TUESDAY"
DIME-A-DOG FIREWORKS!!



lippersbaseball.com