

# The Latest Talent Acquisition & Recruiting Benchmarks




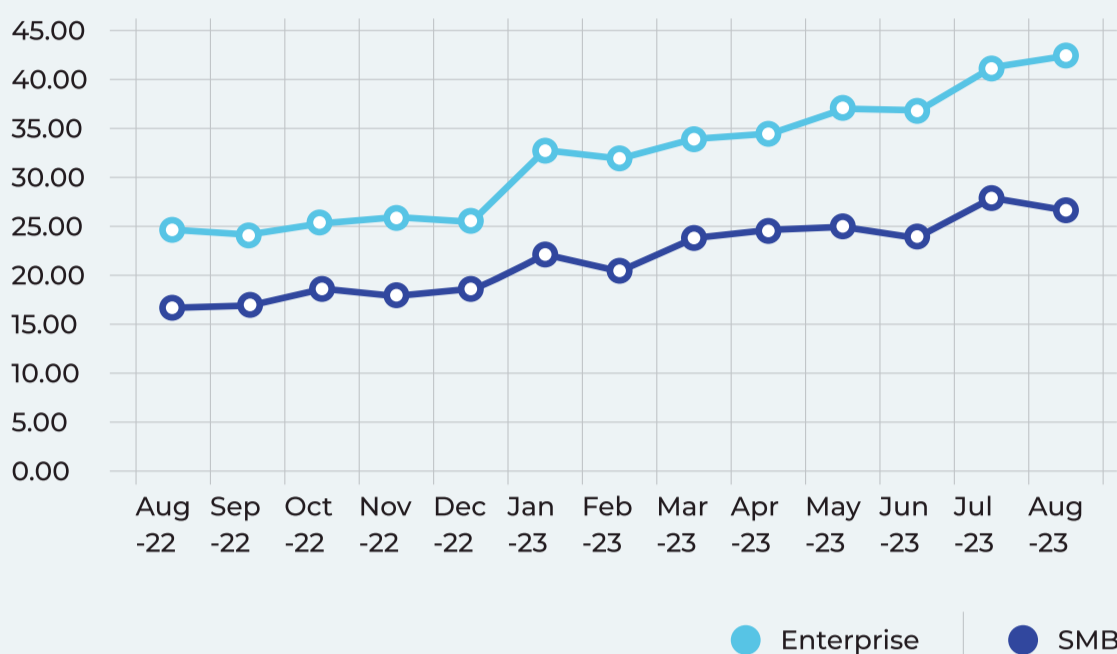
## See How You Stack Up

Getting a handle on key metrics and uncovering where bottlenecks exist is essential for improving hiring performance.

Based on data from the 2023 Employ Recruiter Nation Report, take a look at some of the latest benchmarks to compare your company's performance.

## Applicants per Job

During the last 12 months, the average number of applicants per job has climbed across enterprise, medium-sized, and small businesses.




## Hiring Volume

Nearly 7 in 10 talent acquisition professionals report that their current hiring volume is greater compared to last year.

## Time to Fill

The average time to fill for companies of all sizes is 47.5 days.

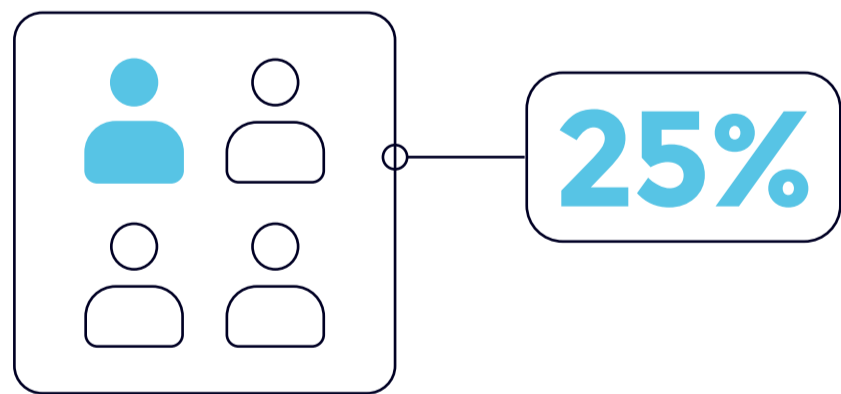
# 47.5 days



## Most Valuable Metric

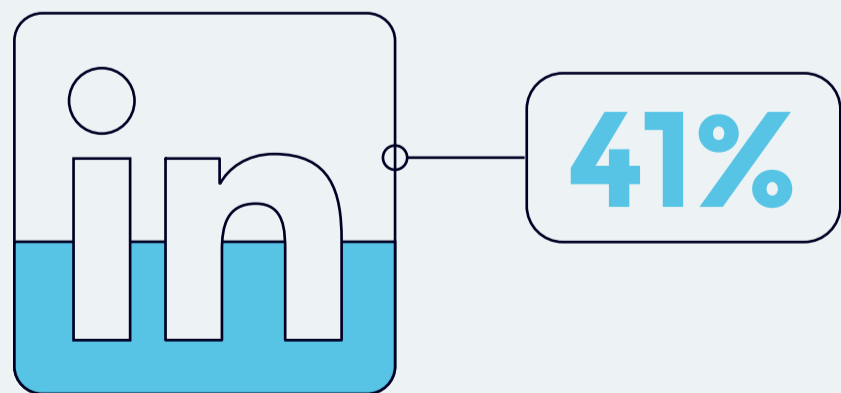
Almost one-third (31%) of recruiters rank quality of hire as the most valuable metric they use to track recruiting success.

# 31%



## Best Sources for Finding Candidates

One quarter of talent professionals rank job boards as their most valuable sourcing channel, followed by internal hires (16%), social media (14%), and employee referrals (13%).



## Top Social Channel

41% of recruiters and talent acquisition professionals reported LinkedIn as their primary social channel to find candidates.

## Get a Handle on Recruiting Benchmarks

Making faster, smarter decisions can help you stay competitive in an unsteady hiring environment. Download the 2023 Employ Recruiter Nation Report for the latest insights.

[Download the Report](#)

