

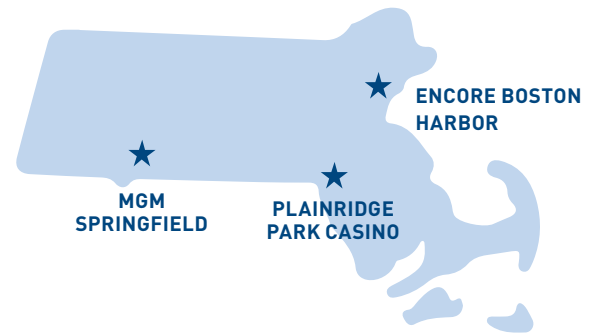


CASINO INDUSTRY IMPACT REPORT 2018

WORKFORCE, BUSINESS, AND DIVERSITY IMPACTS

OVERVIEW

For most of the year, two casinos were still under construction. In August 2018, MGM Springfield (MGM) became the second casino to open its doors. Plainridge Park Casino (PPC) had been open for over two years. Encore Boston Harbor (EBH) remained under construction. Both the operations and construction phases of these three properties contributed significantly to the workforce opportunities and economic impacts for Massachusetts residents and business owners. Additionally, the industry's development had positive outcomes for minority individuals, women and veterans—both workers and business owners.



INDUSTRY JOBS IMPACT

JOB CREATION

Total Employment

2018 Construction*

7,733 JOBS

2018 Operations*

+ 4,247 JOBS



MA Employment

2018 Construction*

6,041 JOBS

2018 Operations*

+ 2,824 JOBS

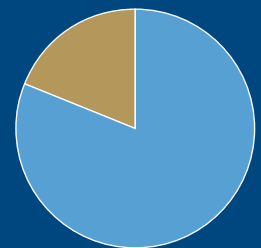
NEARLY
12,000

individuals employed

8,865

MA RESIDENTS

working



73%

of construction and casino
operations employees are
MA residents

*Construction: Both EBH and MGM were under construction (MGM for 8 months)

**Operations: Inclusive of all 3 licensees, although EBH was not yet open

INDUSTRY JOBS IMPACT (continued)

WAGES

2018 Construction* + 2018 Operations* = **\$385M+**

\$308,003,692 + **\$77,090,218**

MA WAGES

2018 Construction* + 2018 Operations* = **\$299M+**

\$244,033,027 + **\$55,420,444**

*Construction: Both EBH and MGM were under construction (MGM for 8 months)

**Operations: Inclusive of all 3 licensees, although EBH was not yet open

CONSTRUCTION PROJECT HOURS

4M+ 

TOTAL HOURS WORKED IN 2018



MA residents
3.4M HOURS



minority, veterans and women
1.5M HOURS

TOTAL WORK HOURS PER PROJECT SITE



ENCORE BOSTON HARBOR
3,202,131



PLAINRIDGE PARK CASINO
4,615*

MGM SPRINGFIELD
1,164,269

*Renovation/expansion project

WORKFORCE DIVERSITY

5,891 TOTAL MINORITIES, VETERANS AND WOMEN WORKING

	MINORITY	VETERANS	WOMEN	TOTALS
 CONSTRUCTION	1,866	387	490	2,474
 OPERATIONS	2,223	247	2,015	3,417

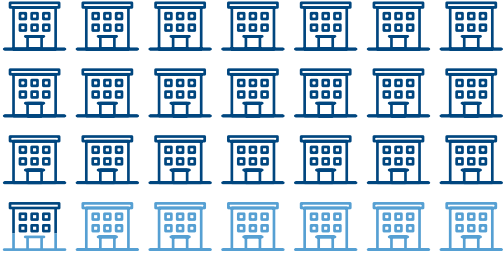
INDUSTRY ECONOMIC IMPACT ON BUSINESS

MA VENDOR/SUPPLIER SPEND

The impact on local businesses serving the casino industry.

OVER \$1.2 BILLION
SPENT WITH MA BUSINESSES IN 2018


72% of the construction and operations (goods/services) spend benefitted Massachusetts businesses




Construction spend locally

72% / \$1.19B

More than 72% of the contract dollars were awarded to MA businesses



Operations spend locally

55% / \$17.8M

Nearly 55% of operating dollars went to MA businesses

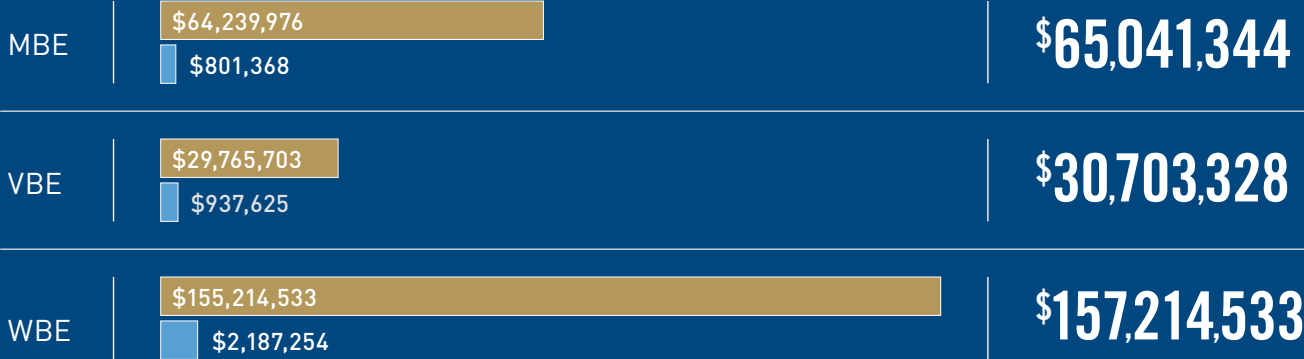
INDUSTRY IMPACT ON DIVERSE-OWNED BUSINESS

DIVERSE VENDOR SPEND

Casino spending with certified minority-owned [MBE], veteran-owned [VBE] and woman-owned [WBE] businesses.

\$236.7M SPEND WITH DIVERSE VENDORS

■ DESIGN/CONSTRUCTION ■ OPERATIONS



PROGRAMMING IMPACTS

SUPPORT FOR WORKFORCE AND DIVERSITY INITIATIVES

MGC provides grants and other financial support to organizations that aid in training, educating and connecting unemployed and underemployed individuals to the industry, and providing information and technical assistance to small business owners to assist them in becoming casino vendors. In 2018, that included the Build a Life That Works tradeswomen recruitment campaign, the Community Mitigation Fund workforce grants and other programming.



OVER \$1 MILLION TOTAL FUNDING BY MGC IN 2018

Organizations
Supported

12

Grants

\$961,982

Campaign for
Women in Construction

\$25,000

Diversity Programs and
Event Sponsorships

\$16,000