

Assessing the Influence of Gambling on Public Safety in Massachusetts Cities and Towns During the COVID-19 Pandemic

Analysis of the influence of Encore Boston Harbor on its surrounding community

*Crime Comparison covering periods before COVID-19
(pre-post casino opening),
during closure and restricted opening,
and the period since reopening*

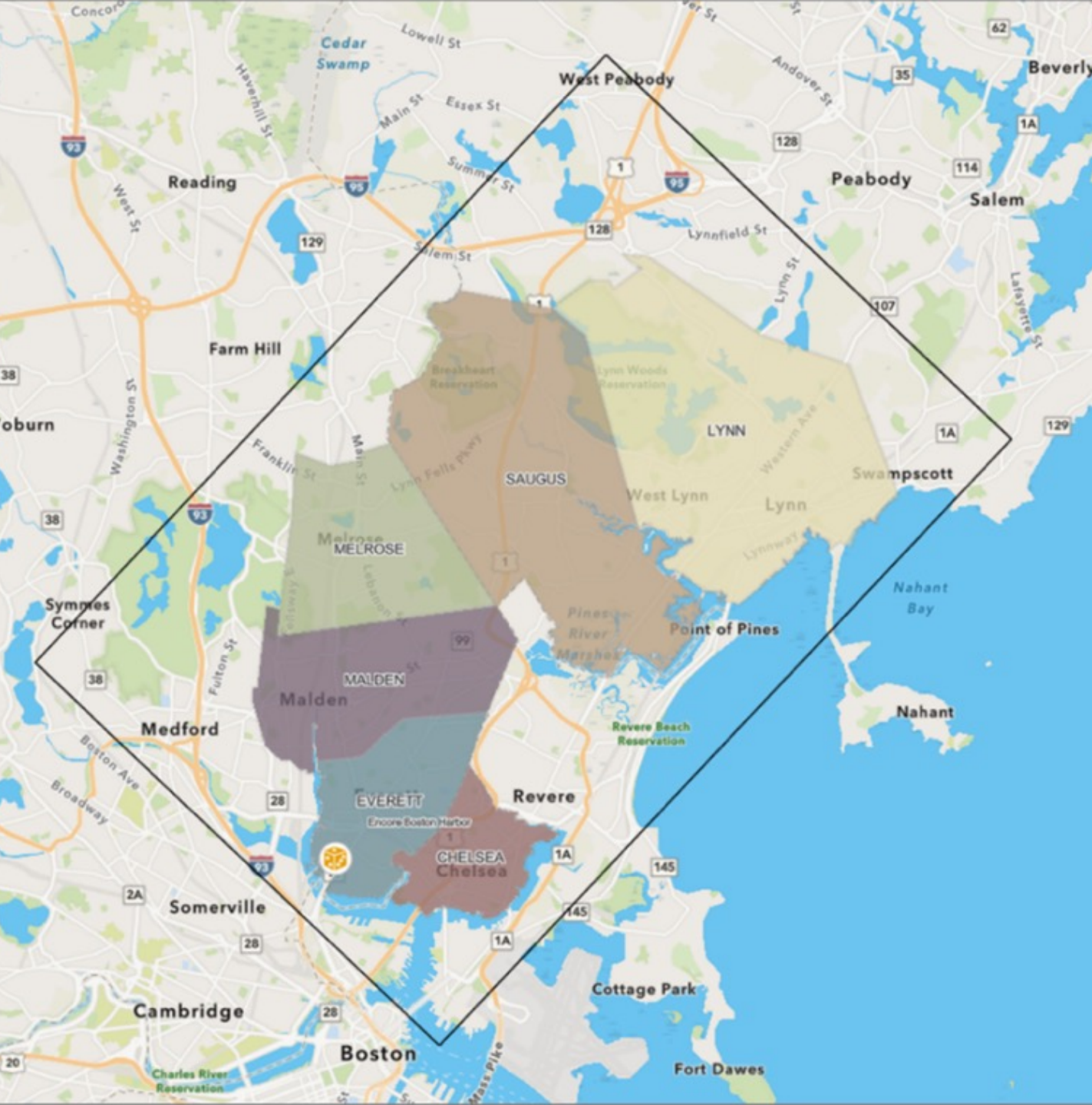


2022



Research Funded by the Massachusetts Gaming Commission

*The views presented here today are those of the authors of this report alone,
and do not represent the official point of view of Massachusetts Gaming Commission*

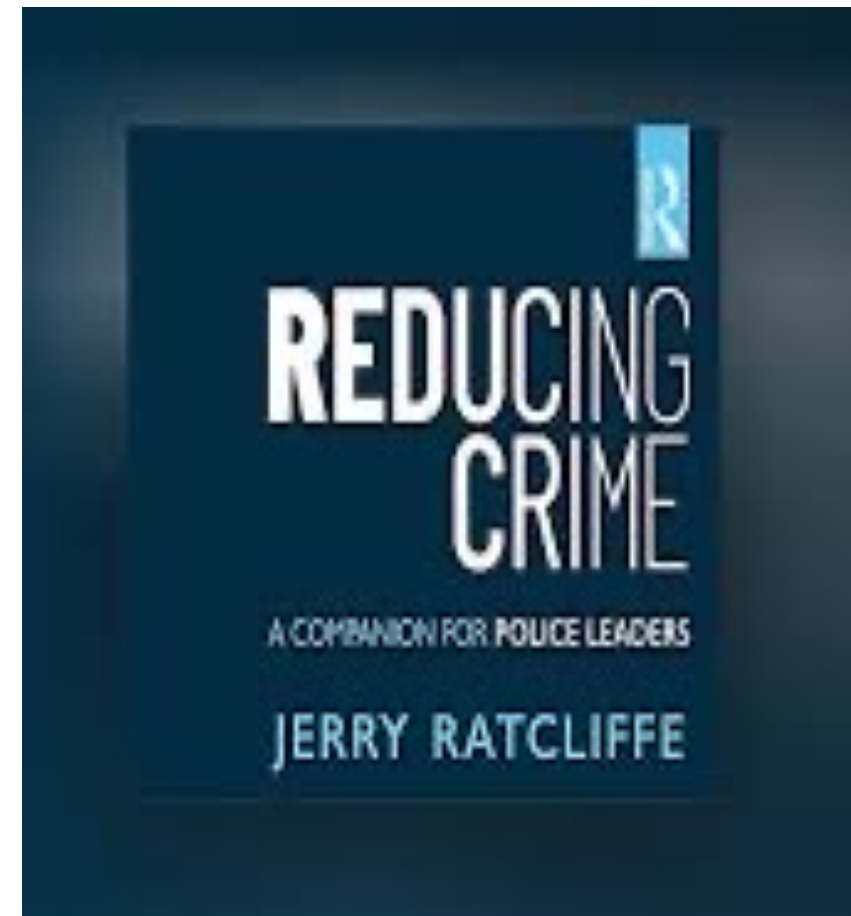



Welcome

- *Justice Research Associates*
 - Christopher Bruce – Partnership
 - Steven Hick
 - Noah Fritz
- CMAP – U.S. DOJ TA Program
- IACA & MACA
- Arizona State University, University of Denver, & George Mason University
- Feedback today?

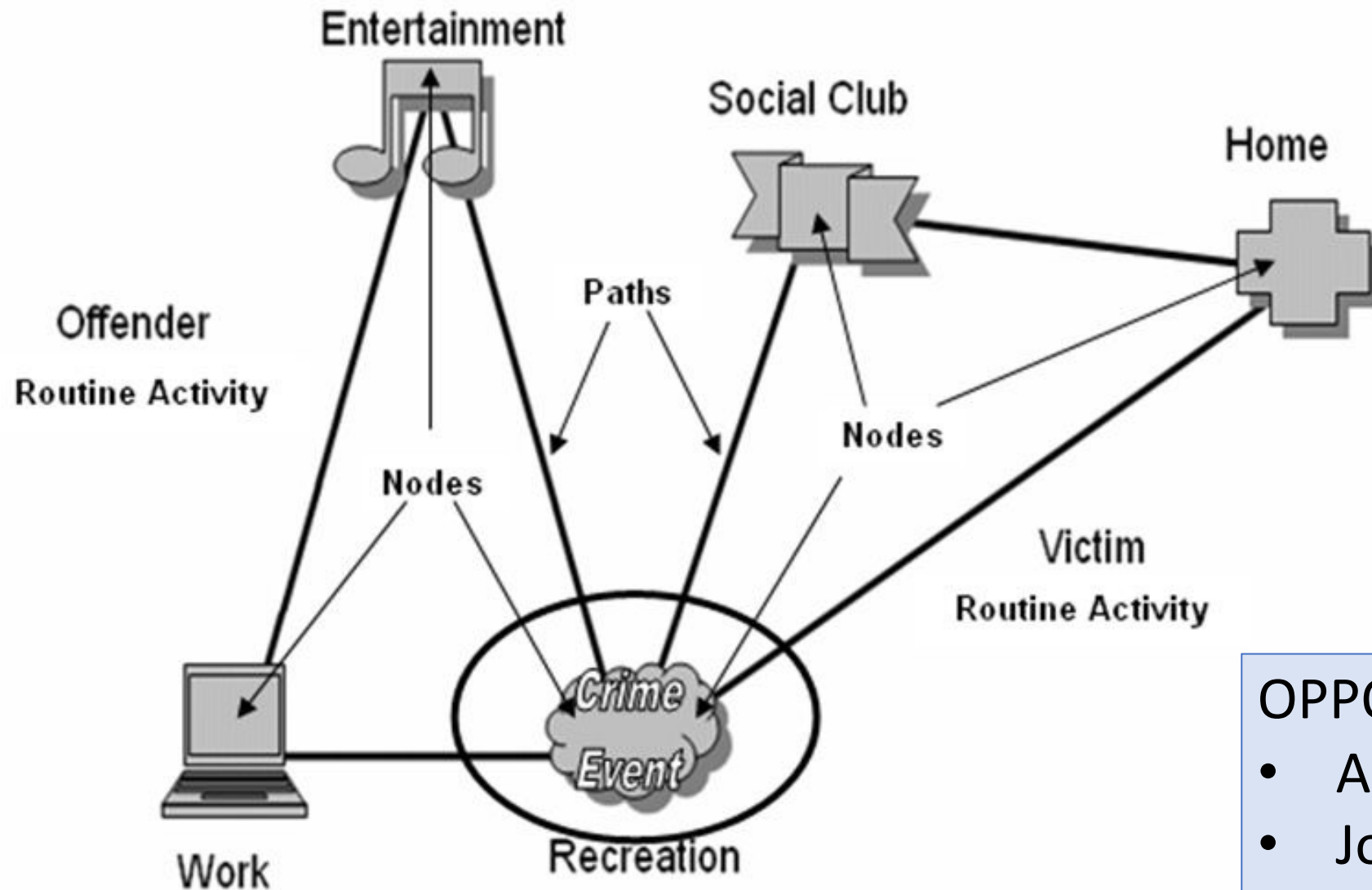
Our First Report: A Benchmark for the Future

- Historical context
- Temporal context
- Spatial context



- Risk Terrain Model
- Crime Pattern Theory & Intelligence Led Policing
 - Reducing Crime – Area Commanders & Crime Analysis
Jerry Ratcliffe
 - Prolific Offenders
 - Hotspots

Crime Pattern Theory



OPPORTUNITY FOR CRIME

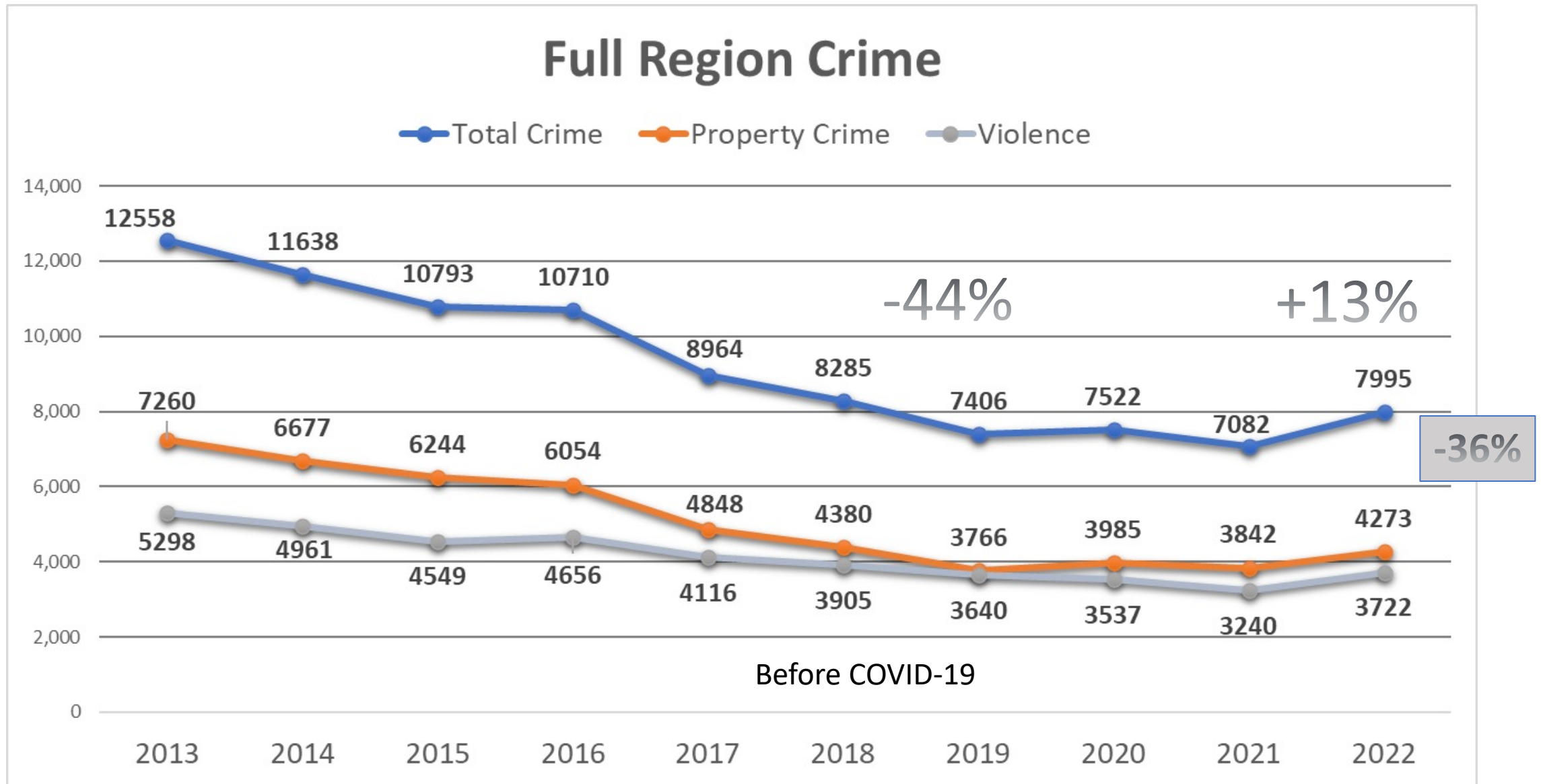
- Activity Space
- Journey to Crime
- Hunting Grounds

Methods – Deductive Approach (drilldown)

- Data Collection – plethora of data
 - Crime Reports (RMS)
 - Computer Aided Dispatch (CFS)
 - Collision & OUI (i.e., drunk driving) Data – Massachusetts State Police
- Spatial Referencing – geocoding
 - Hotspot Policing
 - Hexagon Clusters
- Temporal Analysis
 - Tableau Data Visualization
 - Crime Cycles: 7-14-28 days (Used 7 days to compare COVID-19 Patterns)

	Pre-Open	Open	Closed	Restricted	Reopen
Time Frame	9/30/18	6/23/19	3/15/20	7/12/20	5/30/21
	6/22/19	3/14/20	7/11/20	5/29/21	7/2/22
	38 Weeks	38 Weeks	17 Weeks	46 Weeks	57 Weeks

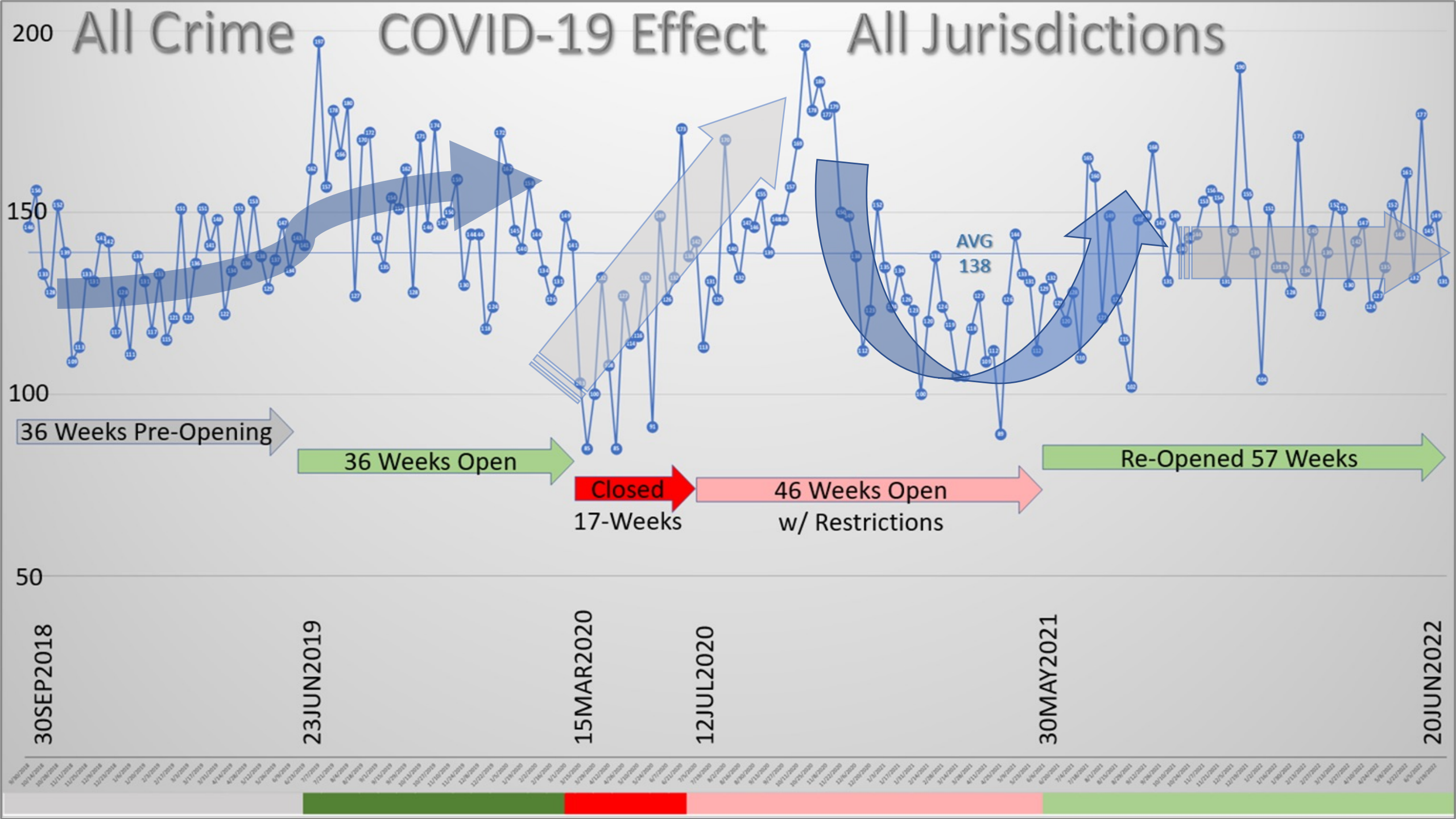
10,000 ft Crime View of Encore Boston Harbor Region



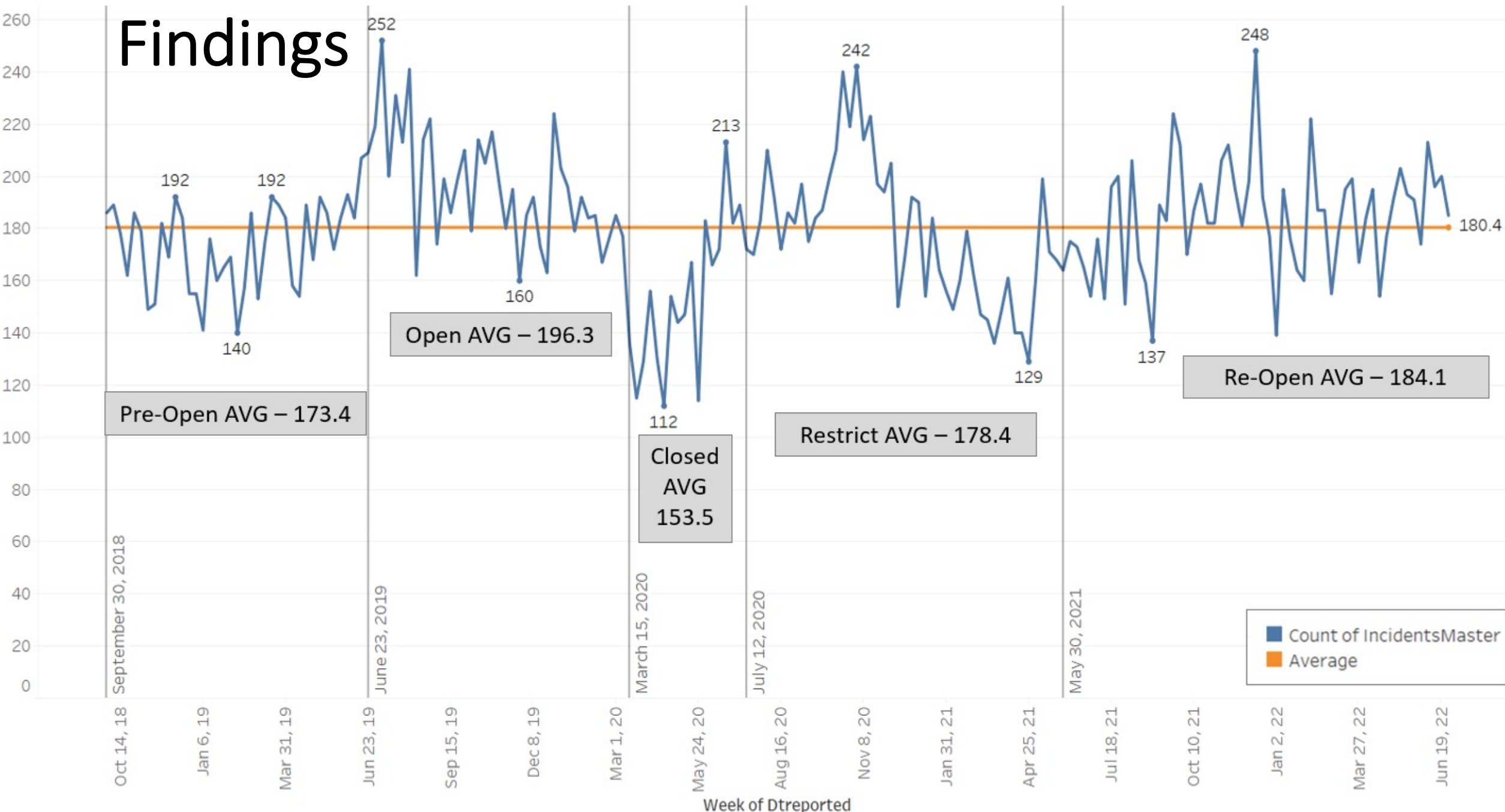
Take a closer look: COVID-19 Drill Down

- Over time
- At Micro-Analysis Spatial Level
- COMPLEX PHENOMENON – Multi-faceted
- Further Analysis
- Greater Scrutiny and Assistance towards Public Safety Effort

All Crime COVID-19 Effect All Jurisdictions



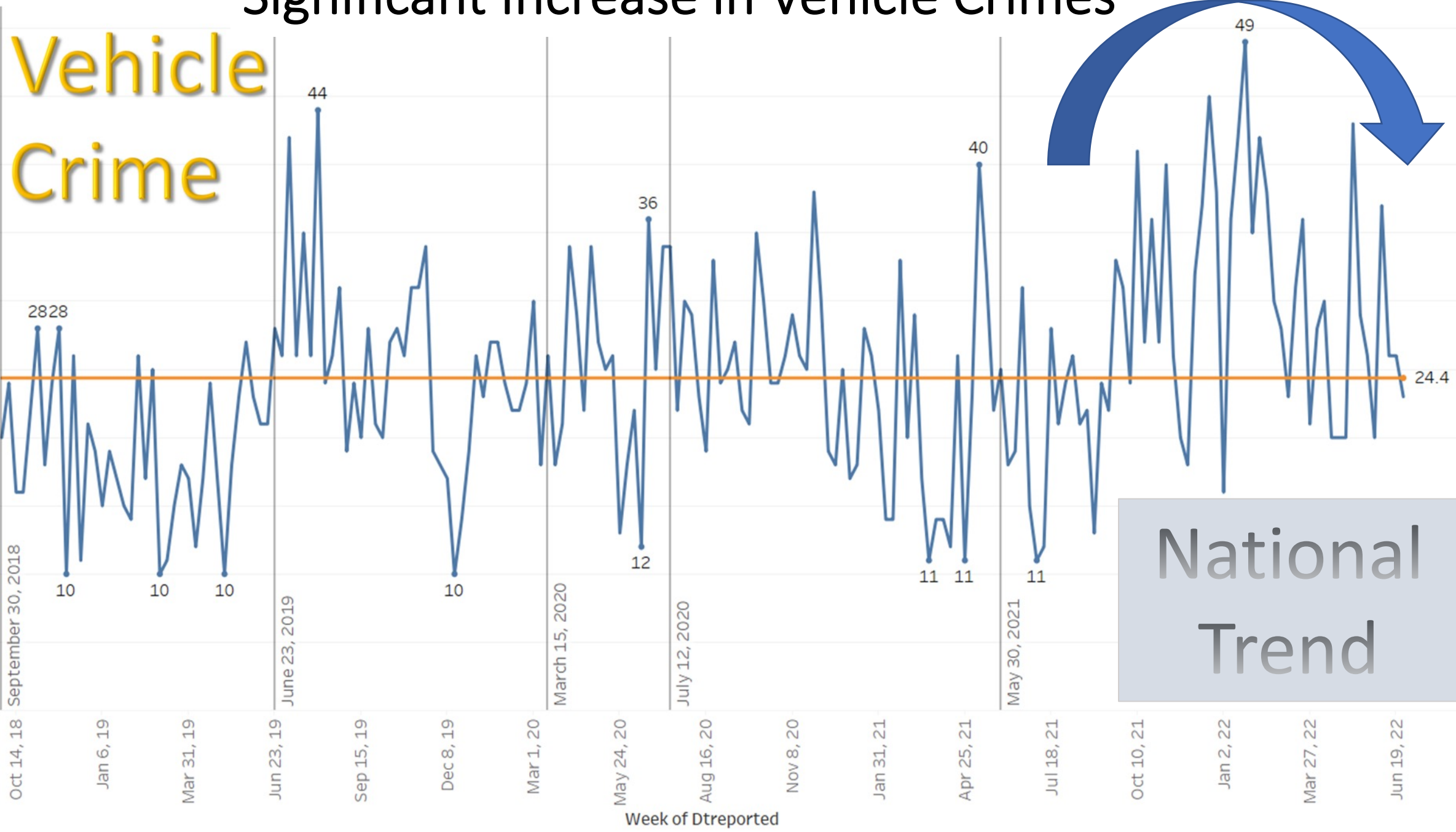
Findings



VEH FTF

Significant Increase in Vehicle Crimes

Vehicle Crime



National Trend

Jurisdiction Comparisons

AVERAGE NUM OF CRIMES PER WEEK OVER STUDY PERIOD

AVG	PRE	OPEN	CLOSED	RESTRICT	REOPEN
CHELSEA	36.3	37.2	28.1	24.6	28.7
EVERETT	17.6	22.1	15.6	18.7	18.1
LYNN	46.3	54.0	44.1	59.2	62.6
MALDEN	18.4	21.5			
MELROSE	4.4	5.8			
SAUGUS	11.7	10.6			
ALL	134.7	151.3	1		

AVG FULL PERIOD	PCT CHANGE Pre2open	PCT CHANGE Open2close	PCT CHANGE Close2Restr	PCT CHANGE Restr2reopen	PCT CHANGE Open2reopen	PCT CHANGE Pre2reopen	City
30.8	2.46%	-24.59%	-12.37%	16.59%	-22.96%	-21.06%	CHELSEA
18.7	26.09%	-29.57%	20.07%	-3.18%	-18.11%	3.25%	EVERETT
55.4	16.52%	-18.41%	34.36%	5.80%	15.98%	35.15%	LYNN
19.3	17.05%	1.78%	-15.46%	-0.24%	-14.16%	0.48%	MALDEN
4.5	31.36%	-46.63%	18.54%	24.85%	-21.02%	3.75%	MELROSE
10.4	-9.66%	-23.82%	58.08%	-35.41%	-22.22%	-29.74%	SAUGUS
139.1	12.27%	-20.16%	13.80%	2.39%	-6.97%	4.44%	ALL

	RANK						
RANK OF TOP TEN ACROSS CITIES	CH	EV	LY	MA	ME	SA	X OF 6
Vandalism	2	1	3	3	1	2	6
Simple Assault	1	6	1	1	3	4	6
Other Theft	7	2	2	2	2	1	6
Theft from Vehicle	6	3	6	4	4	5	6
Burglary	8	5	5	5	5	8	6
Aggravated Assault	4	8	4	6	9	9	6
Threats	3	9		9	7	10	5
Shoplifting		7		8		3	3
Auto Theft		10	8	7	10		4
Fraud				10	8	7	3

Opportunity
for
Collaboration
&
Mitigation Funds

KEY FINDINGS

Opportunity & Targets of Crime

- Auto Theft
- Theft From Auto
- Robbery
- Assaults – DV?
- Door Pushers?
- Tub Stealers?
- Journey to Crime (Routes)
- Hotspots
 - Shuttles
 - Parking Structures
- Opportunities to target?
 - Human Trafficking?
 - Vehicle Crime

"Horriying, yet enthralling" *NEW SCIENTIST*

MAPPING MURDER

THE SECRETS OF GEOGRAPHICAL PROFILING

DAVID CANTER

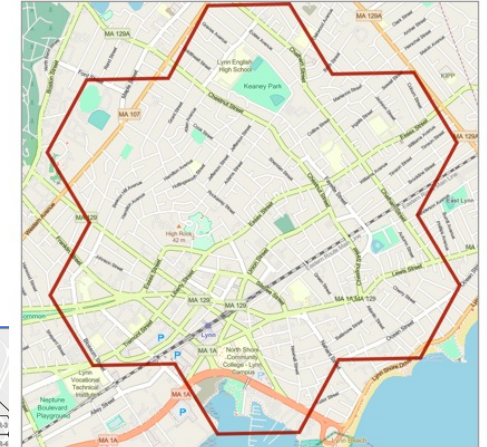
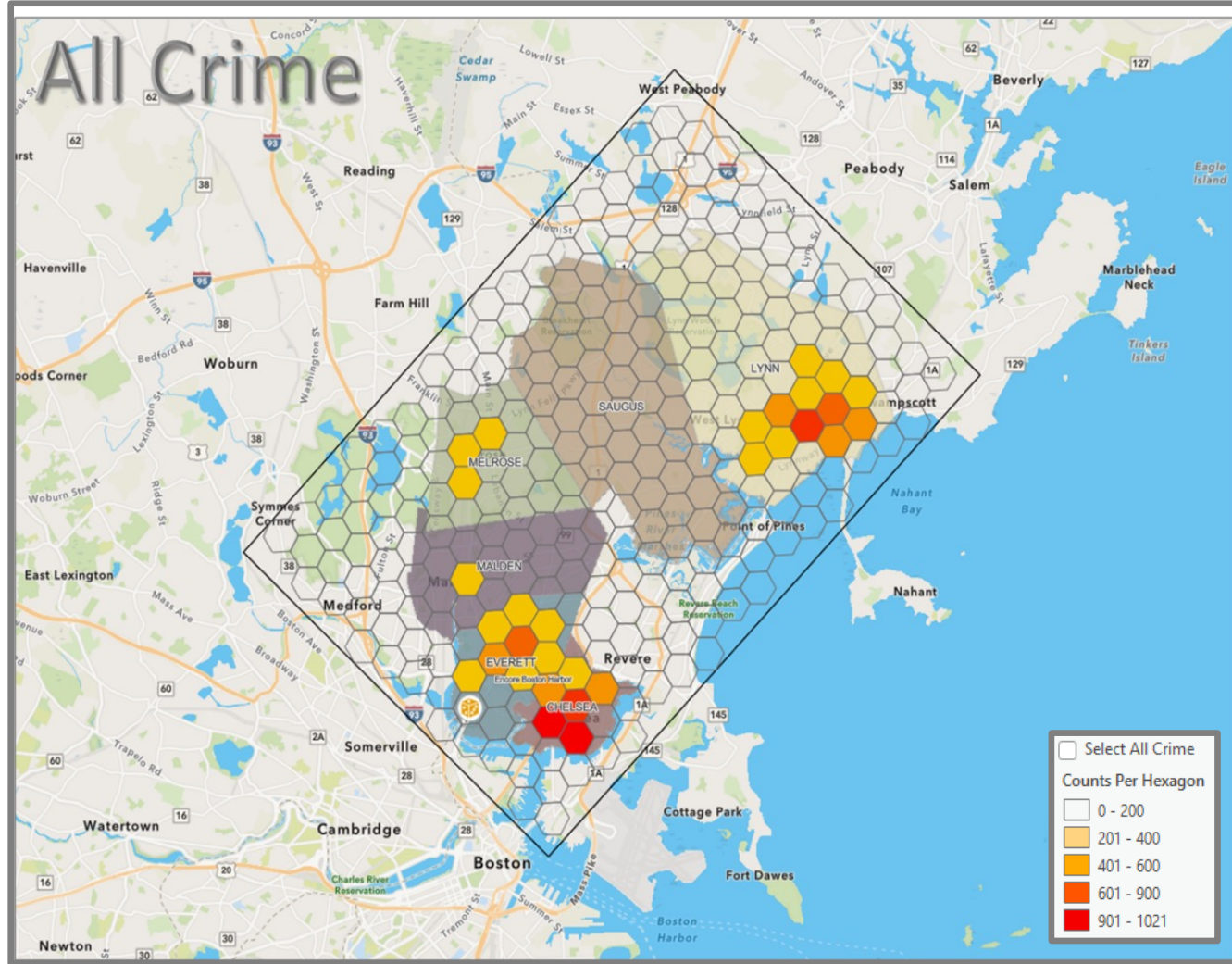
LAS VEGAS STYLE CRIME

- Doorpushers
- Tub Stealers


FOCUS ON CONCEPTUALIZATION
OF CASINO RELATED OFFENSES

Evidence Based Policing

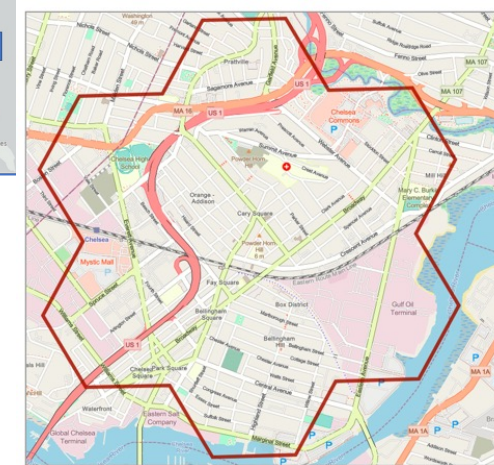
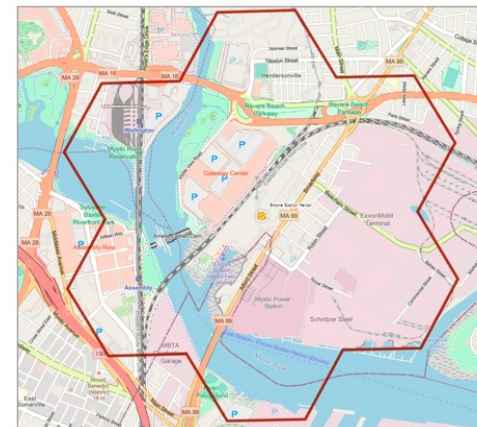
Hotspot Policing



- ❖ R
- ❖ P
- ❖ R
- ❖ T



Targeted Response



Risk Terrain Model

Feedback?

Collaborative Partnership

- Monthly or Quarterly Meetings
- Dashboards to Review & Discuss
- Provide Training & Technical Assistance
- MACA or Northeast Crime Analysis Association Conference

HOME | BOOK | CHAPTERS | BLOG | PODCAST | VIDEO | TRAINING | ABOUT

**REDUCING
CRIME**

The Reducing Crime podcast

<https://www.reducingcrime.com/podcast>

Translational Criminology

SPRING 2020

Promoting knowledge exchange to shape criminal justice research, practice, and policy

Inside this issue...

From the Directors

Rethinking the Conclusion that Community Policing Does Not Reduce Crime: Experimental Evidence of Crime Reporting Inflation

The Anatomy of a Multiagency Research and Practice Partnership to Evaluate Juvenile Correctional Innovations

Countering Mass Shootings in the United States

The World of Emergency Calltakers and Dispatchers

Developing Methodology for Finding Ghosted Police Vehicle Pursuits

"Mobile" or "Assigned"? Pros and Cons of Two Different Models of Deploying SROs

Congratulations to Our Graduates

IN TRIBUTE: Herman Goldstein (1931–2020)

Hot Off the Press



ANY QUESTIONS

Thank you