

# Assessing the Impact of Gambling on Public Safety in Massachusetts

---

ANALYSIS OF ENCORE BOSTON HARBOR'S  
FIRST SIX MONTHS

**Christopher W. Bruce**





*Crime analysis consultant*

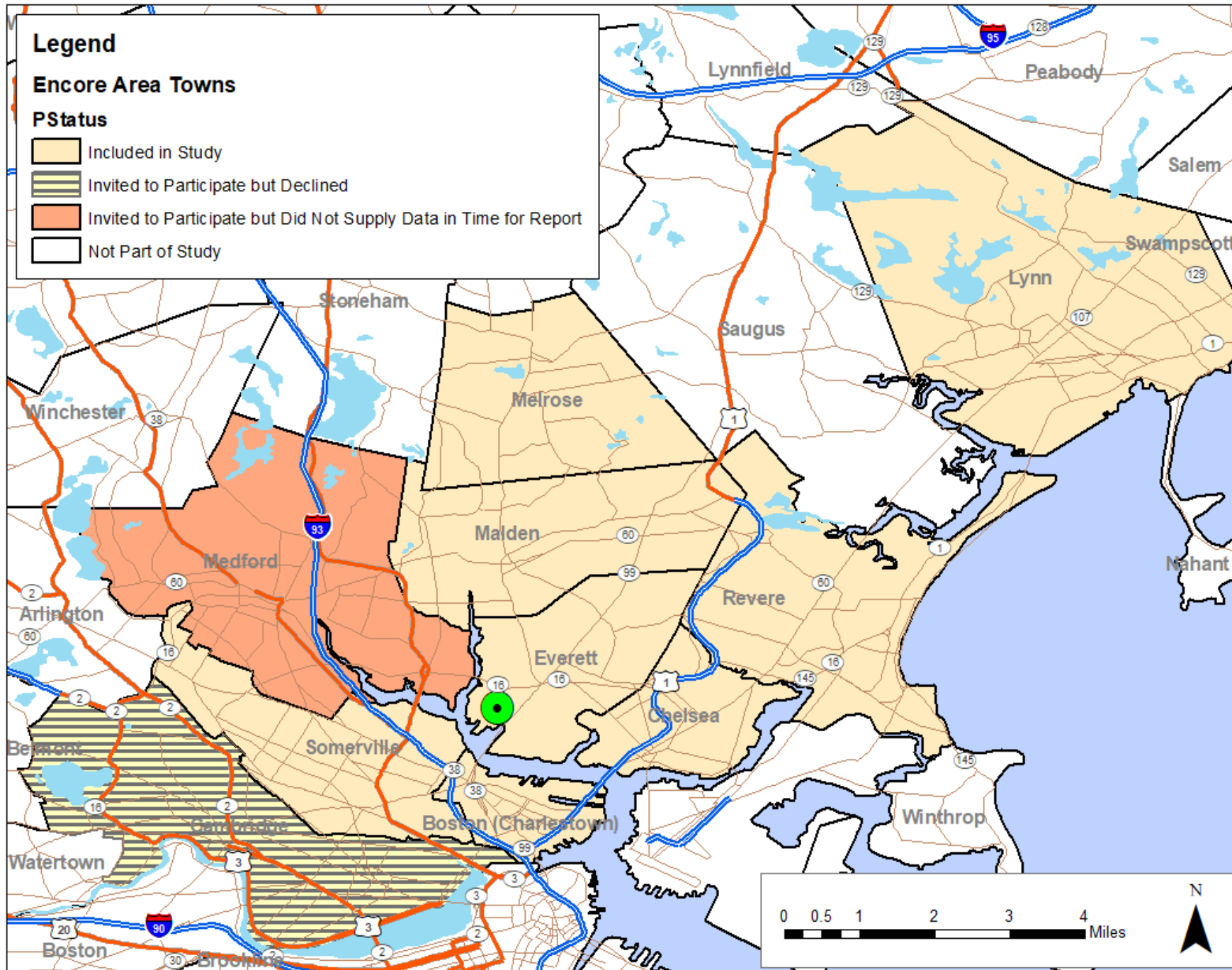


## Legend

### Encore Area Towns

#### PStatus

-  Included in Study
-  Invited to Participate but Declined
-  Invited to Participate but Did Not Supply Data in Time for Report
-  Not Part of Study



# Summary

---

Encore Boston Harbor opened in June 2019.

It was the site of 124 arrests and 506 ejections during first six months.

Crimes specifically at the casino led to a 9.5% increase in violent crime, a 5.1% increase in property crime, and a 6% increase in total crime for the city of Everett.

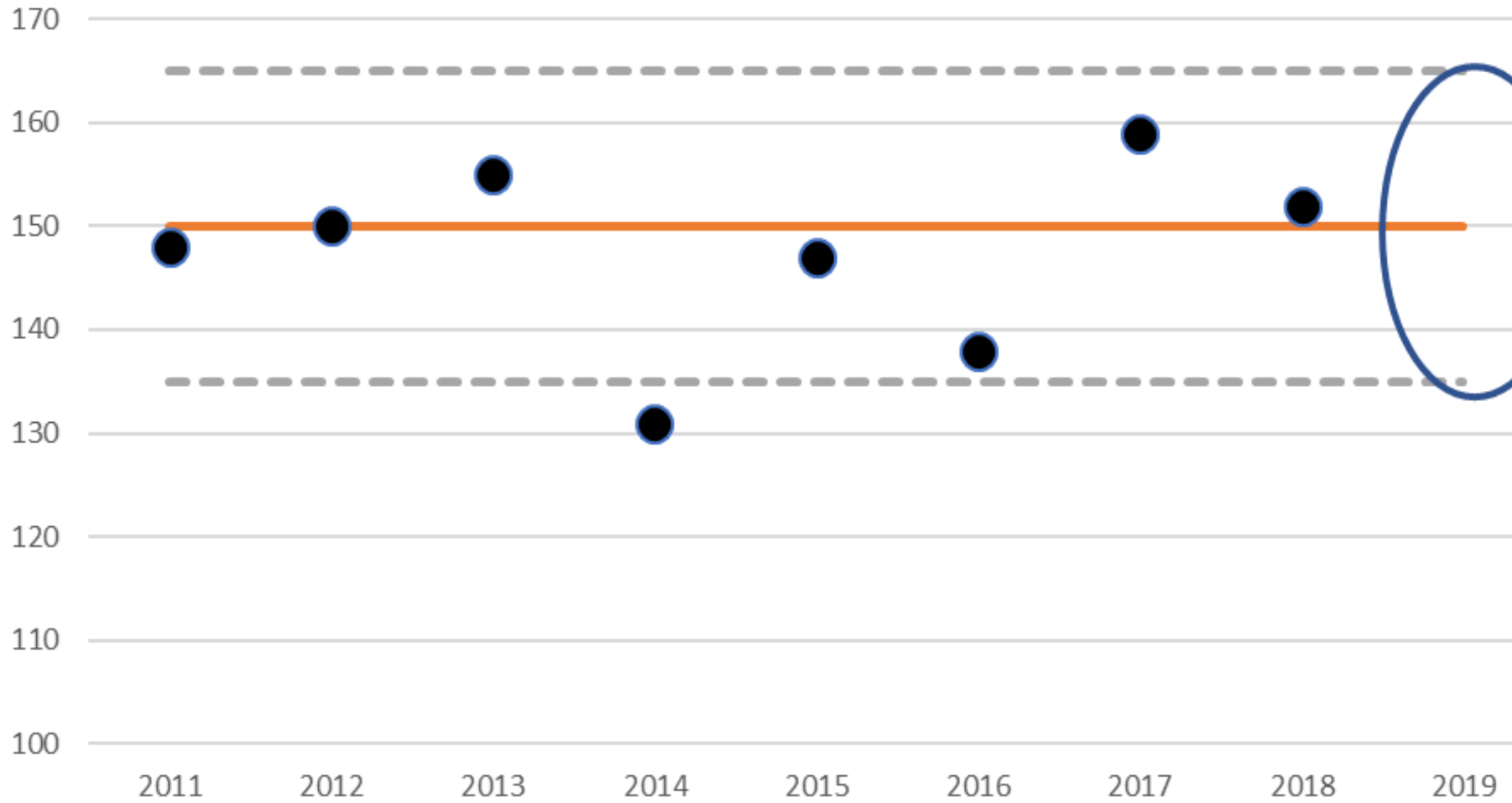
Crime totals were within expected ranges for the region and most cities.

Some individual crimes increased but not in a way that could be traced to EBH.

Only increase that could be definitively traced to EBH were traffic complaints in neighborhood east of casino

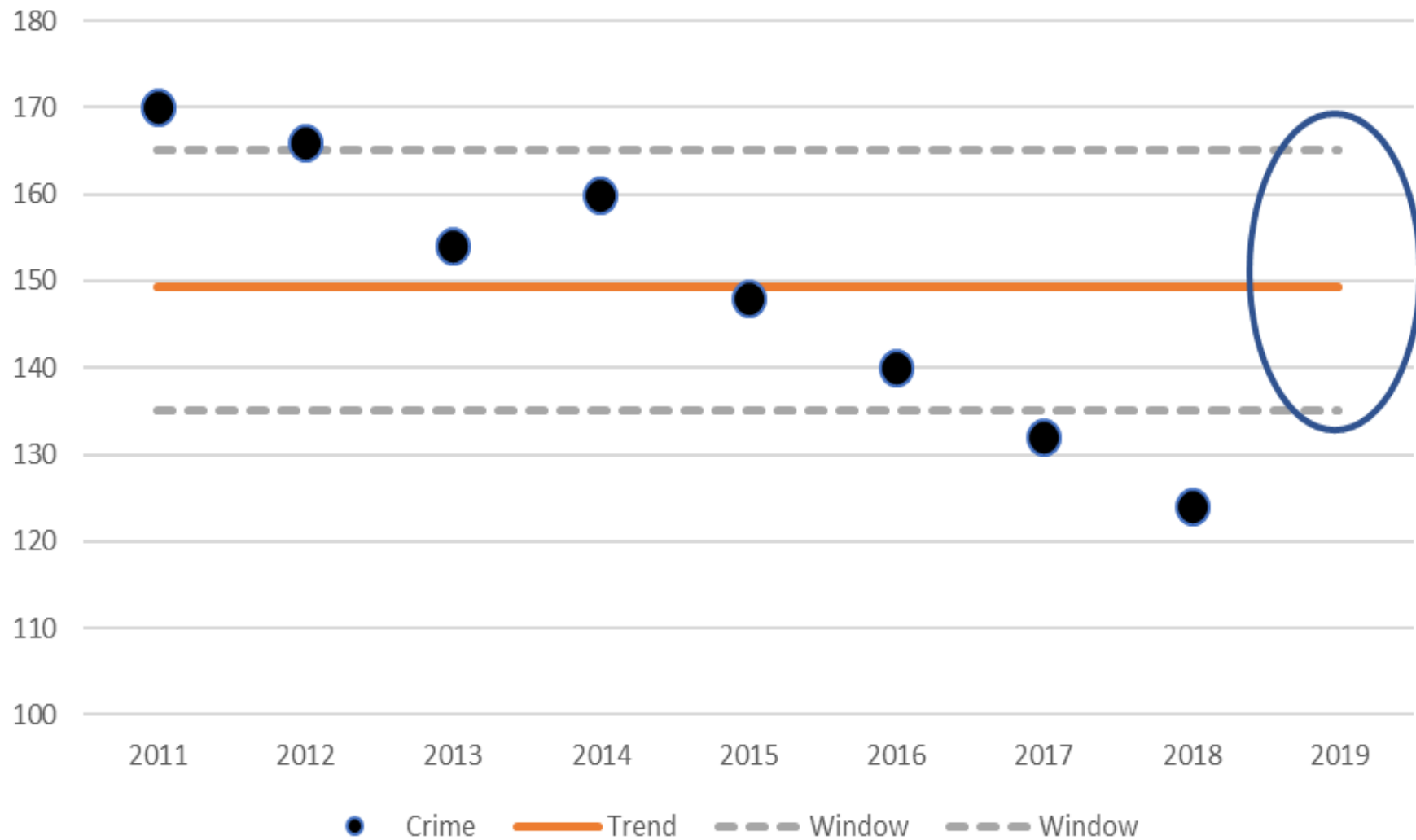
This being an initial six-month scan, we didn't go deep into causation

# Forecasting a Crime by Average and Standard Deviation

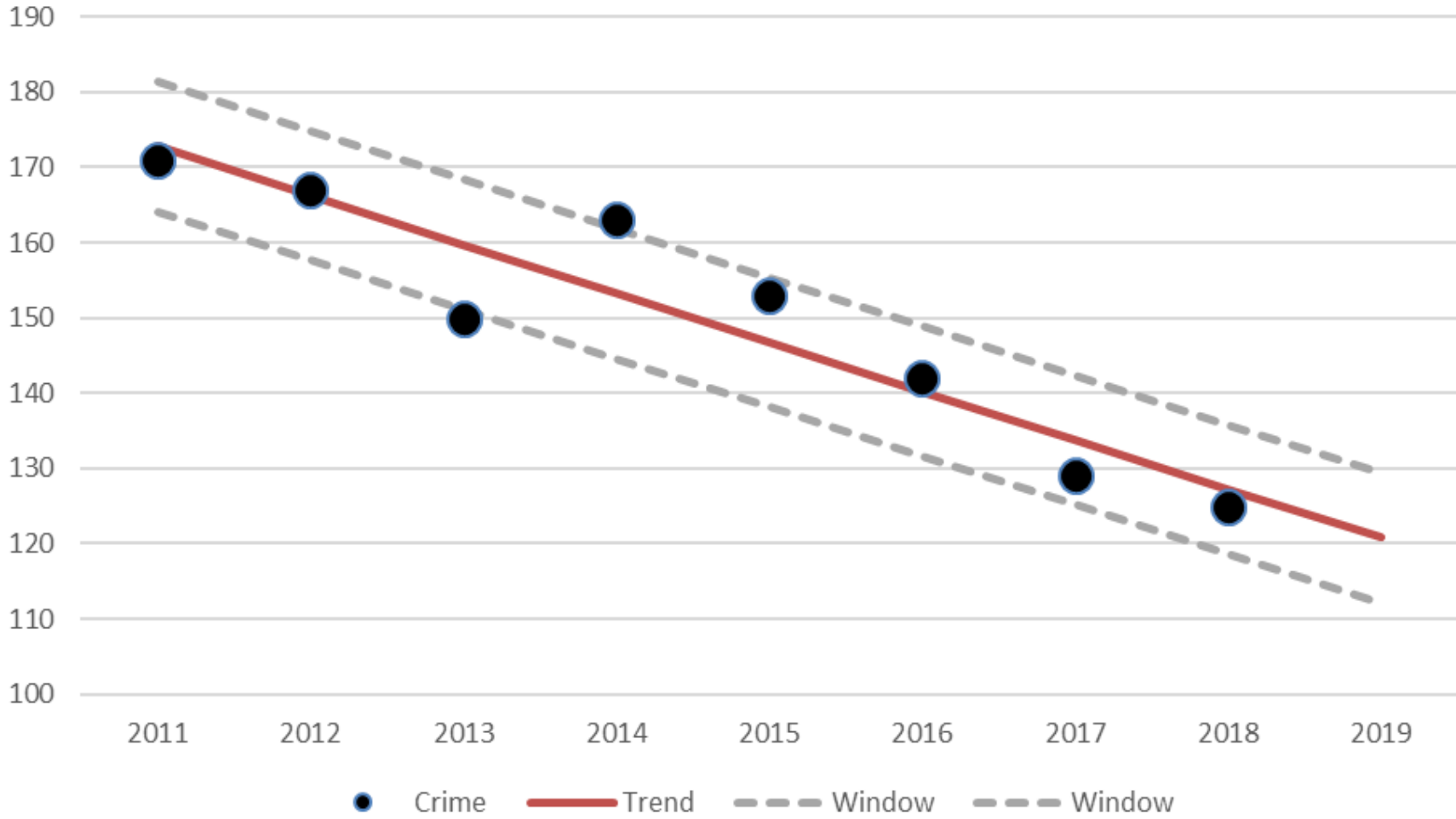


● Crime — Trend - - - Window - - - Window

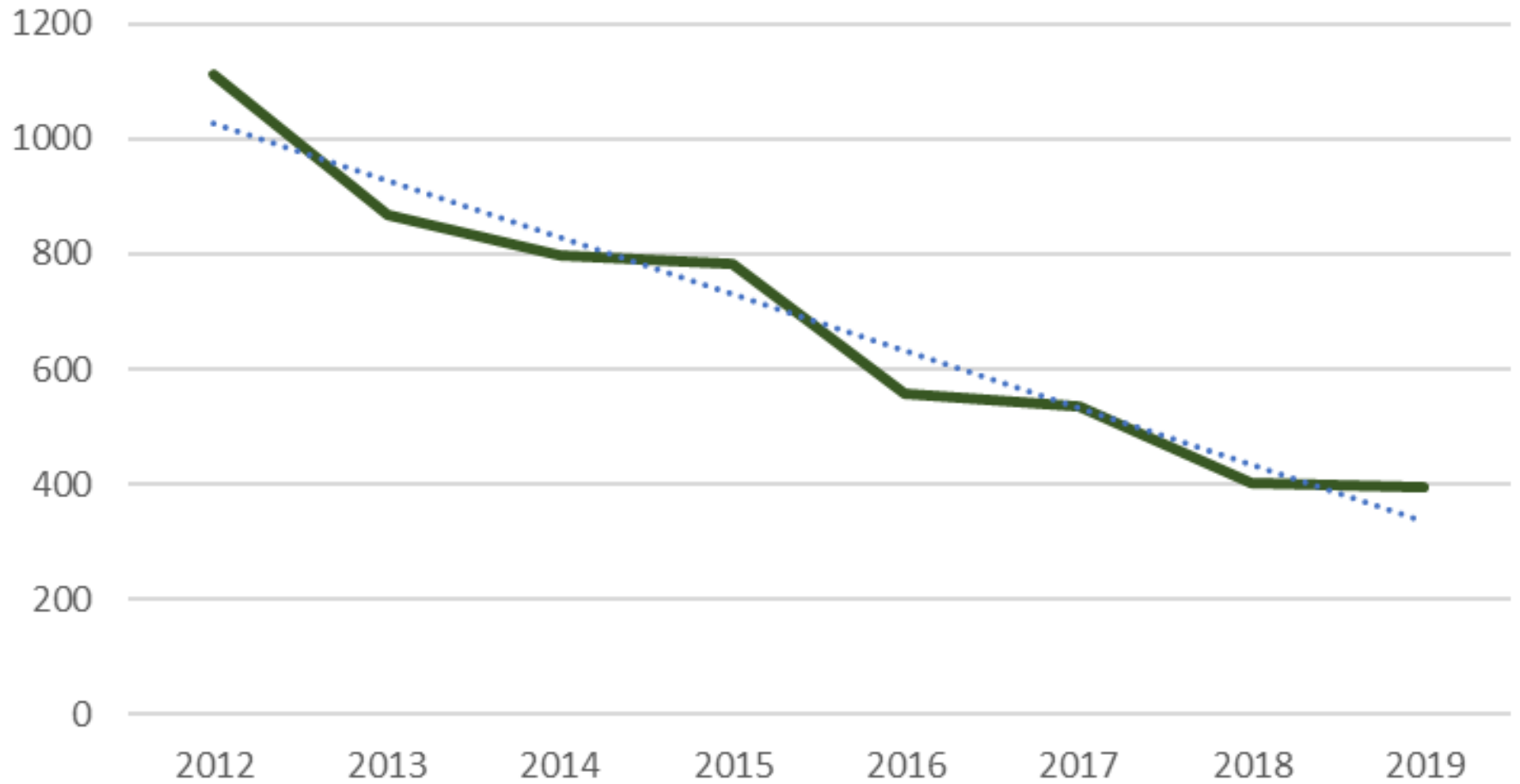
## Forecasting a Crime by Average and Standard Deviation



# Forecasting a Crime with a Trend



## Burglary in the Encore Region



# Everett Figures

Category	Exp. Range	2019	Notes
Murder	0-1	3	No commonalities
Sexual assault	9-13	17	Residences, local victims/offenders
Aggravated Assault	51-65	70	Residences and street, north half
Thefts from buildings	9-17	23	Cluster in NE Everett, December
Fraud	6-22	23	“Con game” frauds at residences
Disorderly	3-18	21	Northern part of town
Drunk Driving	8-18	35	Particularly on Broadway
<b>Total violent</b>	125-191	210	Murder, sex assault, agg. Assault
<b>Total property</b>	442-596	514	Expected
<b>Total crime</b>	725-1023	926	Expected
<b>Total Collisions</b>	158-243	229	Expected



# Patterns to monitor

---

(No link to EBH demonstrated yet)

- Aggravated assault and disorderly conduct throughout Everett and in Chelsea
- Thefts from vehicles and auto theft in Charlestown
- Auto thefts in Malden
- Fraud in Revere
- MSP Crash increase on some local roads

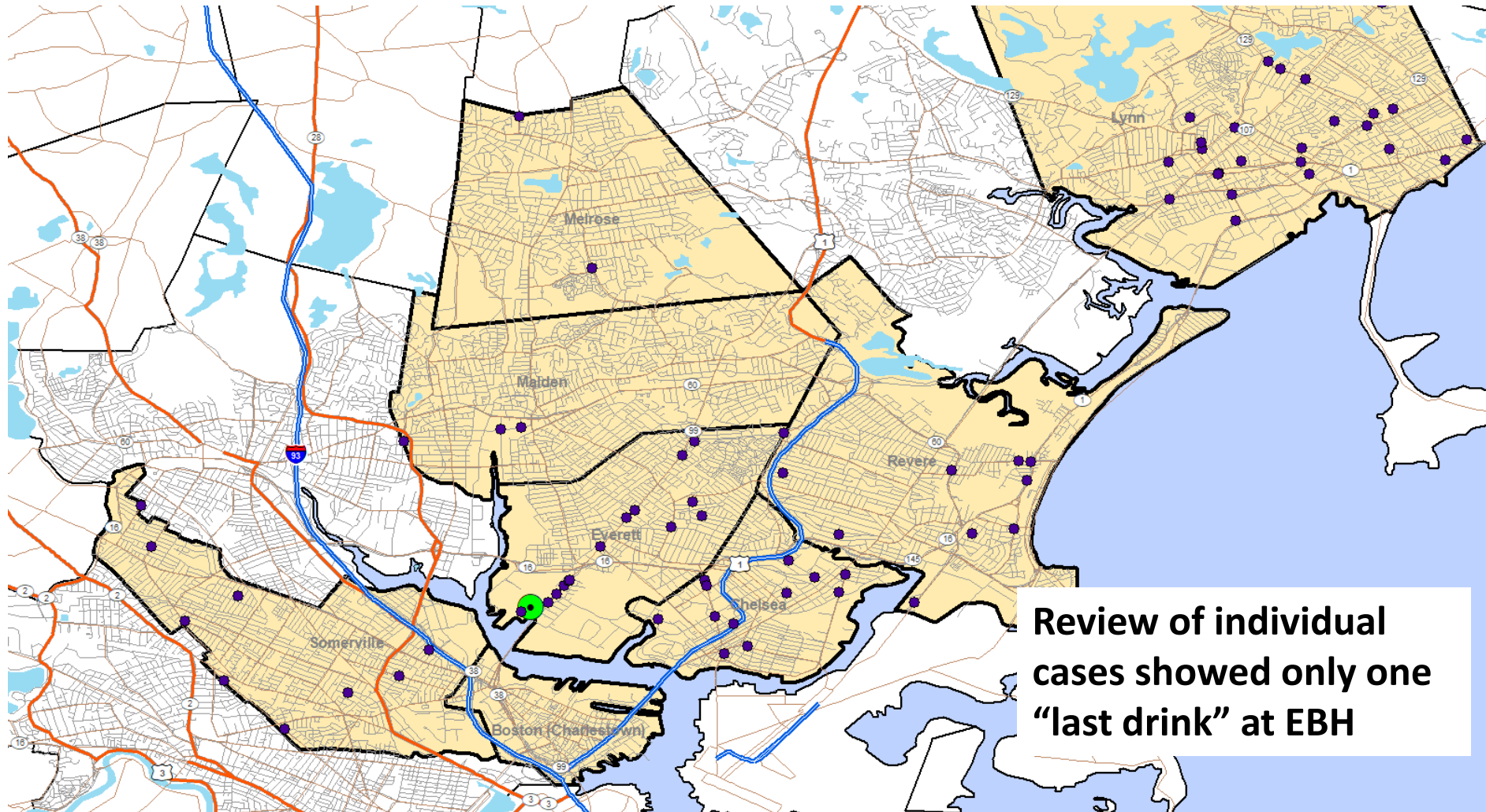
# Traffic Collision OUIs

---

Agency	Avg	Slope	Type	Window	2019	Result
Chelsea	14	0	C	9-19	13	Expected
Everett	2	0	C	1-3	14	High
Lynn	30	1	C	21-39	29	Expected
Malden	5	-1	T	1-8	3	Expected
Melrose	2	0	C	1-3	2	Expected
Revere	16	1	C	9-23	12	Expected
Somerville	11	-1	C	6-16	10	Expected
<b>Total</b>	<b>80</b>	<b>0</b>	<b>C</b>	<b>67-93</b>	<b>83</b>	<b>Expected</b>

EBH listed four times as “last drink” locations since 1 July 2019

# OUI Arrests originating as traffic collision calls, Jul-Dec 2019





**Drunk Driving on Broadway  
Traffic complaints on Bow St  
and northern neighborhood**

# What next?

---

Only 2 additional months of data before EBH closed.

COVID-19 closures will make analysis meaningless for March-May.

COVID-19 has affected crime rates of all types and probably will continue to have an effect once restrictions are lifted.

I will be consulting experts in quantitative evaluative research for help with more sophisticated models to help control for COVID-19.

# Thank You!

---

**Christopher W. Bruce**

Crime analyst consultant to the  
Massachusetts Gaming Commission

978-853-3502

[cwbruce@gmail.com](mailto:cwbruce@gmail.com)