



MGM SPRINGFIELD
ONE MGM WAY
SPRINGFIELD, MA 01103

413.273.5000
MGMSPRINGFIELD.COM

June 17, 2020

Via email: joseph.e.delaney@state.ma.us

Joseph E. Delaney
Massachusetts Gaming Commission
101 Federal St, 12th Floor
Boston, MA 02110

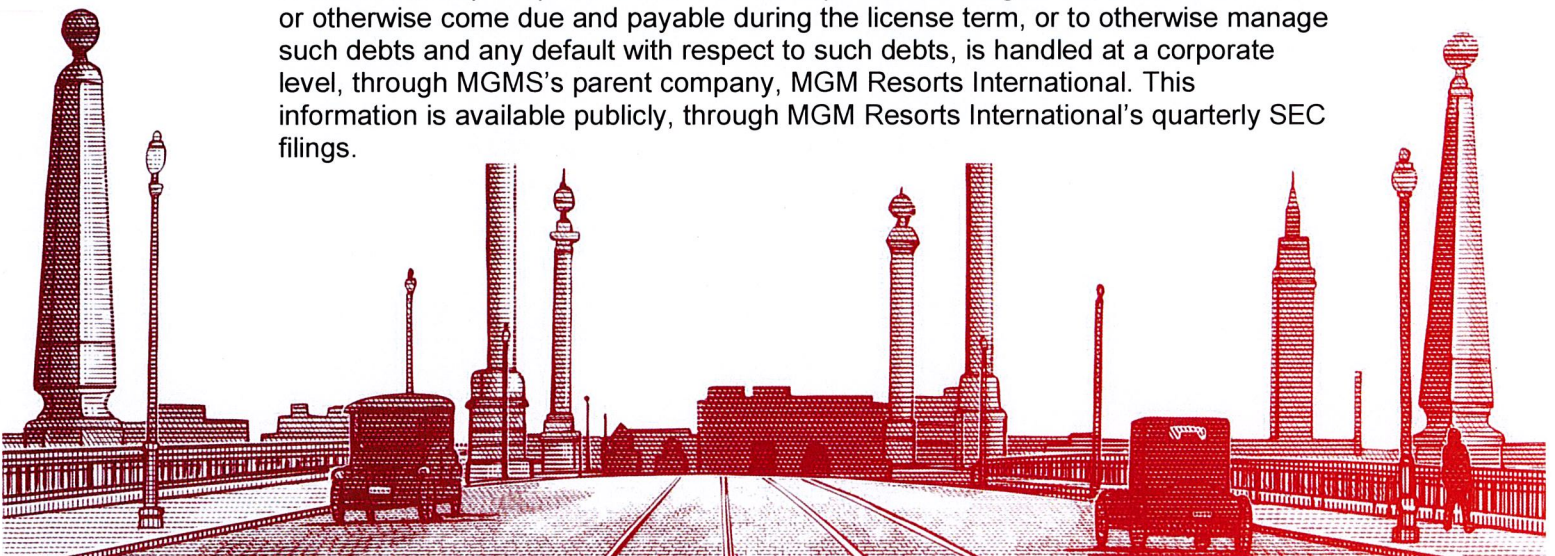
Re: 2020 Q1 quarterly reporting financial requirements under 205 CMR 139.06

Dear Mr. Delaney:

Please accept this letter and the attached appendices as fulfillment of the abovementioned required reporting of quarterly financials, for Blue Tarp reDevelopment, LLC dba MGM Springfield ("MGMS").

For ease of reference, the body of this letter relates to subsection (2) of 205 CMR 139.06. Appendix A, contains the traditionally presented quarterly statistical data relating to subsection (1) of 205 CMR 139.06.

- (a) In Q1 of 2020, MGMS maintained a gaming bankroll or equivalent provisions adequate to pay winning wagers to gaming patrons when due. MGMS was also capable of maintaining a similar bankroll in the following quarter, but due to a gaming establishment closure as a result of the unprecedented Covid-19 pandemic, the same was removed from the property for safeguarding until reopening.
- (b) In Q1 of 2020, MGMS paid and had the ability to pay when due all local, state and federal taxes, including the tax on gross gaming revenues imposed by M.G.L. c. 23K, § 55 and any fees imposed under M.G.L. c. 23K or 205 CMR.
- (c) MGMS has the ability to make annual capital expenditures to its gaming establishment in a minimum aggregate amount equal to 3.5% of the net gaming revenues derived from the establishment or in accordance with a multi-year capital expenditure plan approved by the commission pursuant to M.G.L. c. 23K, § 21(a)(4) and 205 CMR 139.09.
- (d) MGMS's to ability to pay, exchange, refinance or extend debts, including long-term and short-term principal and interest and capital lease obligations, which will mature or otherwise come due and payable during the license term, or to otherwise manage such debts and any default with respect to such debts, is handled at a corporate level, through MGMS's parent company, MGM Resorts International. This information is available publicly, through MGM Resorts International's quarterly SEC filings.





MGM SPRINGFIELD
ONE MGM WAY
SPRINGFIELD, MA 01103

413.273.5000
MGMSPRINGFIELD.COM

I attest that, to the best of my knowledge and belief, all information in the above referenced and hereto attached is accurate and complete.

Name: *[Signature]*

Title: *President / COO*

Name: *[Signature]*

Title: *Director of Finance*

Encl.



MGM SPRINGFIELD
ONE MGM WAY
SPRINGFIELD, MA 01103

413.273.5000
MGMSPRINGFIELD.COM

Appendix A

GGR/Tax Revenue

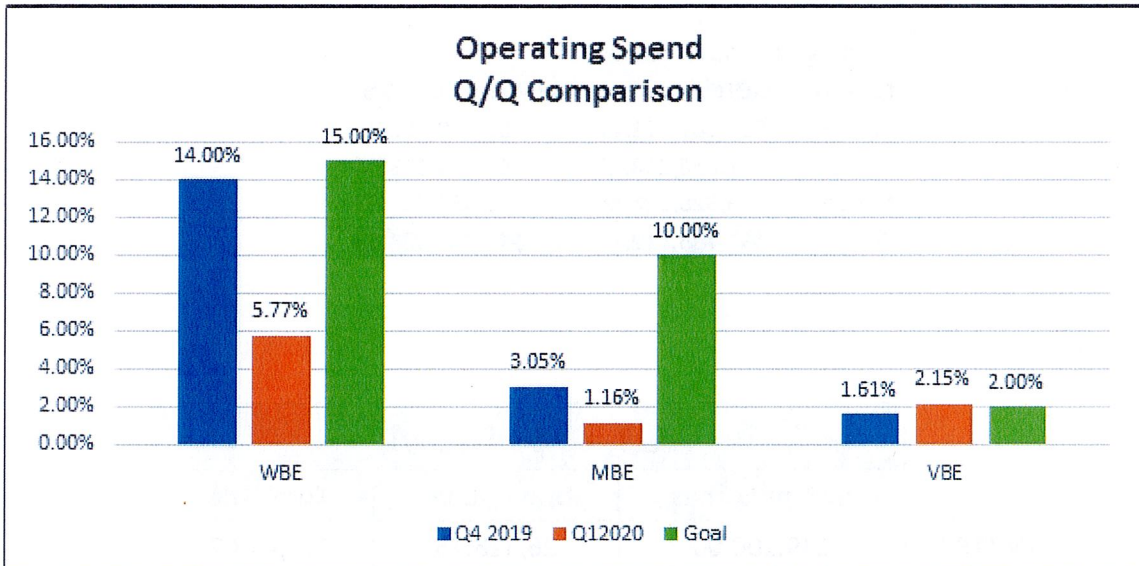
Gaming Revenues - Q1 2020		
Month	GGR	Tax Revenue (25%)
January	\$20,601,571.27	\$5,150,392.82
February	\$21,856,214.17	\$5,464,053.54
March	\$9,328,326.66	\$2,332,081.67
Total	\$51,786,112.10	\$12,946,528.03

Lottery Sales

Q1 2020 MGM			
	Instant Games	Draw games	Total Sales
JANUARY	149,100.00	26,318.75	175,418.75
FEBRUARY	220,800.00	23,281.25	244,081.25
MARCH	51,700.00	10,426.50	62,126.50
Totals	421,600.00	60,026.50	481,626.50



Diversity Spend

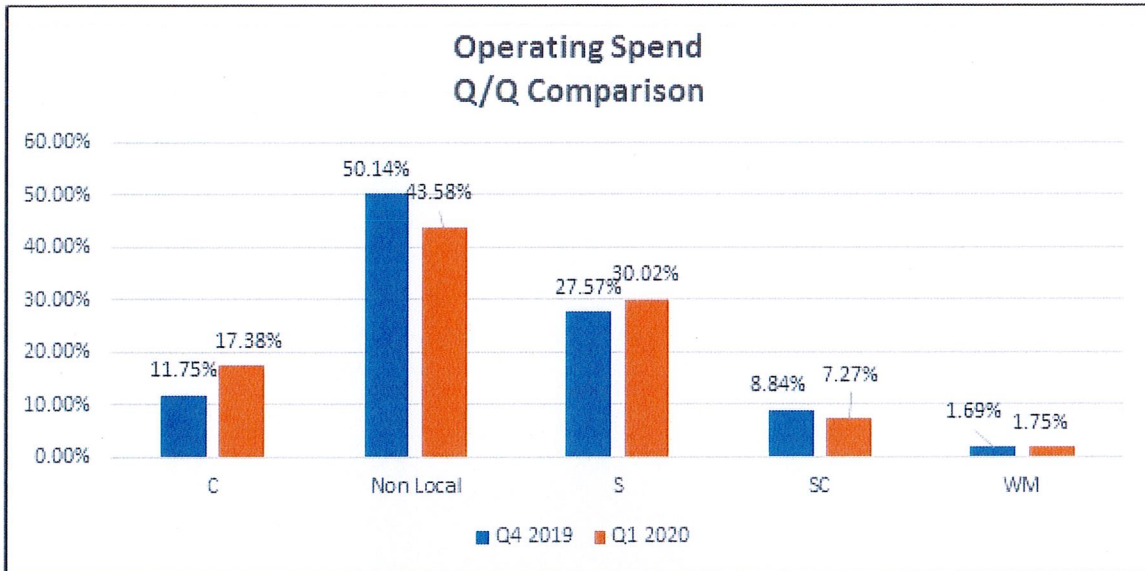


Category	Q4 2019	Q1 2020	Goal
WBE	14.00%	5.77%	15.00%
MBE	3.05%	1.16%	10.00%
VBE	1.61%	2.15%	2.00%

category	TotalPayment
Not Diversity	13,405,960
WBE	851,289
VOB	317,721
MBE	171,329
Grand Total	14,746,299



Local Spend



Category	Q4 2019	Q1 2020
C	11.75%	17.38%
Non Local	50.14%	43.58%
S	27.57%	30.02%
SC	8.84%	7.27%
WM	1.69%	1.75%

Category	Total Payment
Commonwealth of Massachusetts	2,248,202
Non-Local	5,636,583
Springfield	3,883,051
Surrounding Communities	940,393
West Massachusetts	226,704
Grand Total	12,934,933

