

Plainridge Park Casino

Report to the Massachusetts Gaming Commission

Q1 2017



PLAINRIDGE PARK
CASINO

Employment

As of March 31, 2017:

	Employees	Full-time	Part-time
Totals	474	315	159
	100%	66%	34%



Employment

As of March 31, 2017:

	Employees
Diversity	22%
Veterans	3%
Massachusetts	68%
Local	33%
Male/Female	51% / 49%



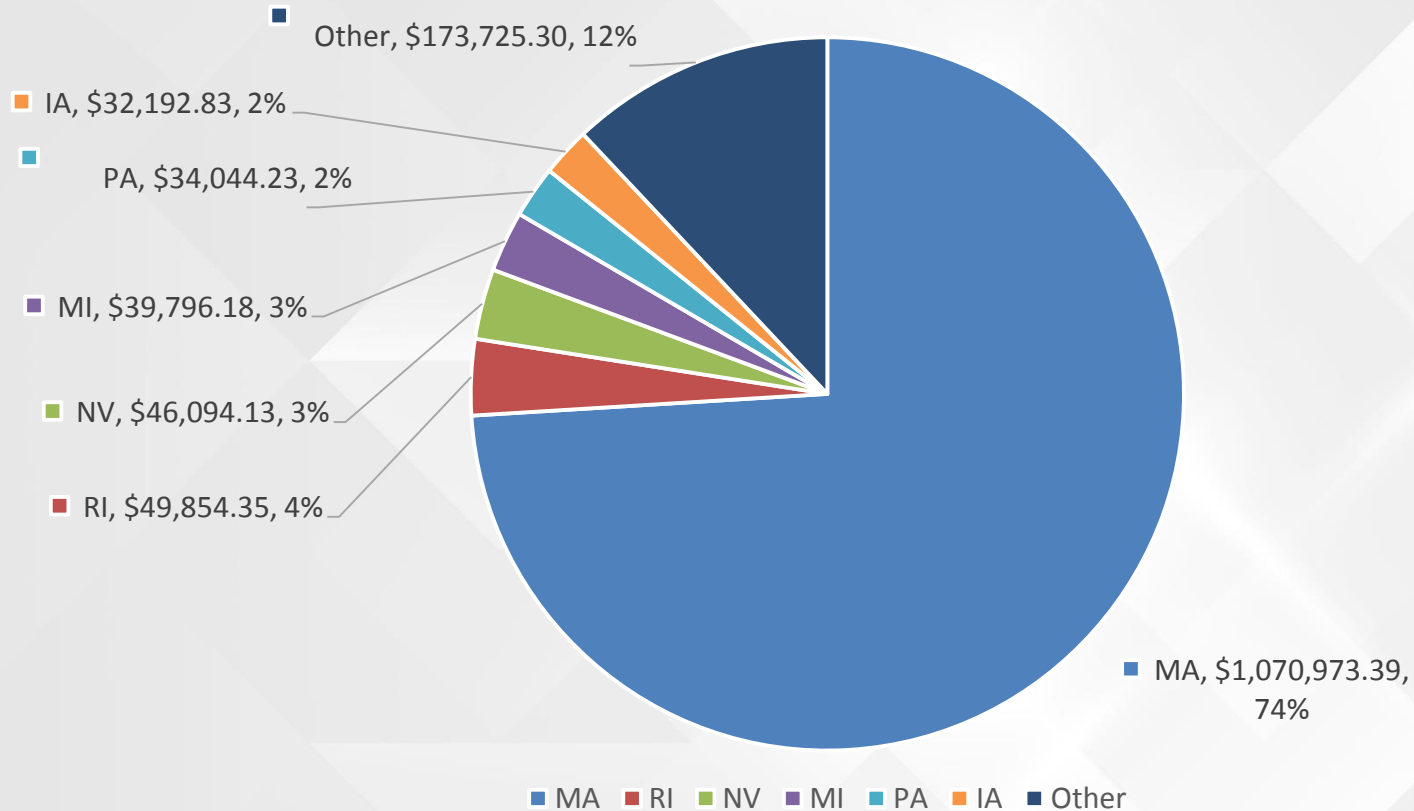
Gaming Revenue & Taxes

	Net Slot Revenue	State Taxes	Race Horse Taxes	Total Taxes	
2016	1st	\$38,663,540	\$15,481,836	\$3,479,719	\$18,961,555
	2nd	\$39,185,244	\$15,641,803	\$3,526,672	\$19,168,475
	3rd	\$39,756,060	\$15,923,121	\$3,578,045	\$19,501,166
	4th	\$37,388,890	\$14,973,358	\$3,365,000	\$18,338,358
Total	\$154,993,734	\$62,020,118	\$13,949,436	\$75,969,554	
2017	1st	\$38,440,289	\$15,352,221	\$3,459,626	\$18,811,847
	2nd				\$0
	3rd				\$0
	4th				\$0
Total	\$38,440,289	\$15,352,221	\$3,459,626	\$18,811,847	



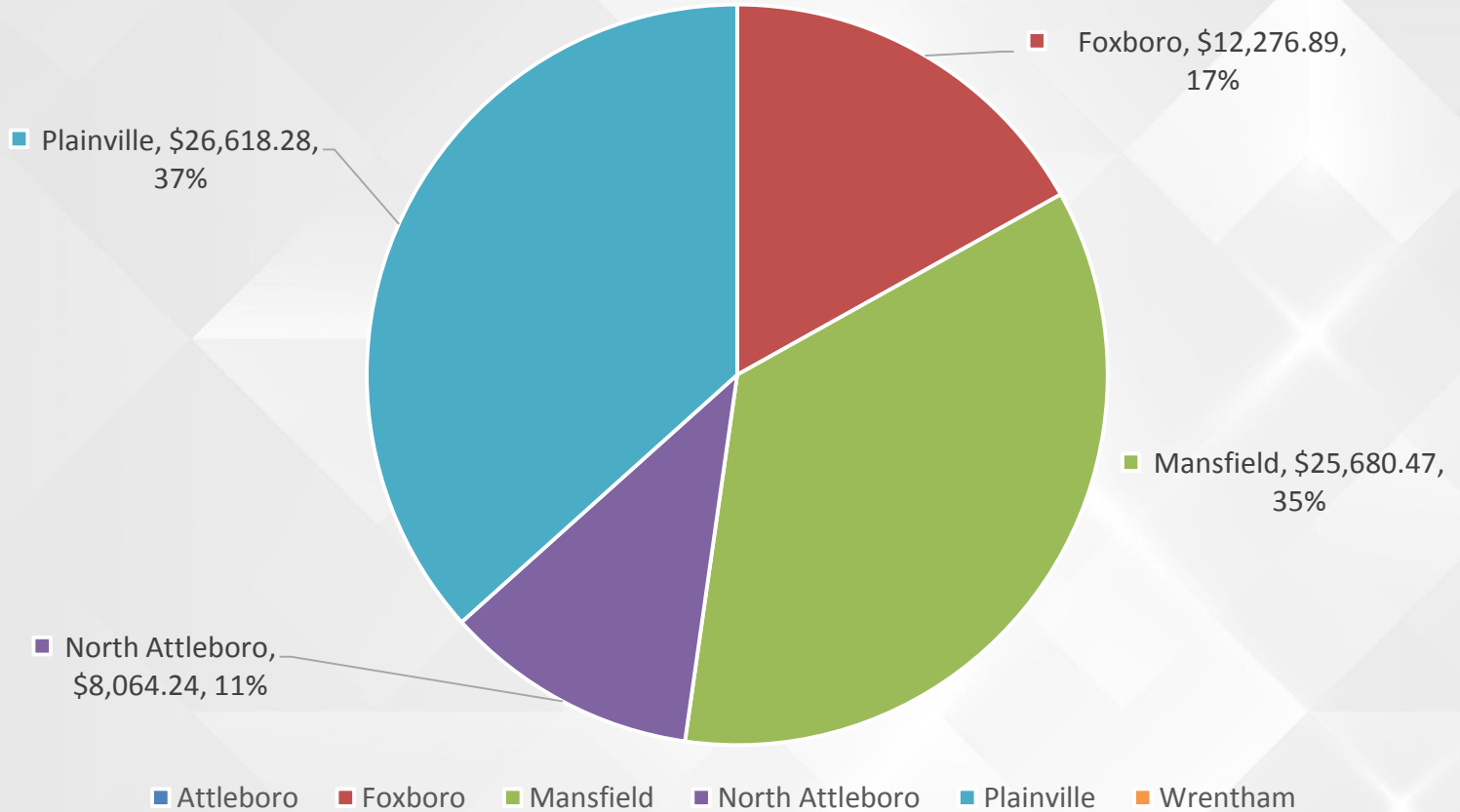
Spend by State

Total Q1 Spend: \$1,446,680.41



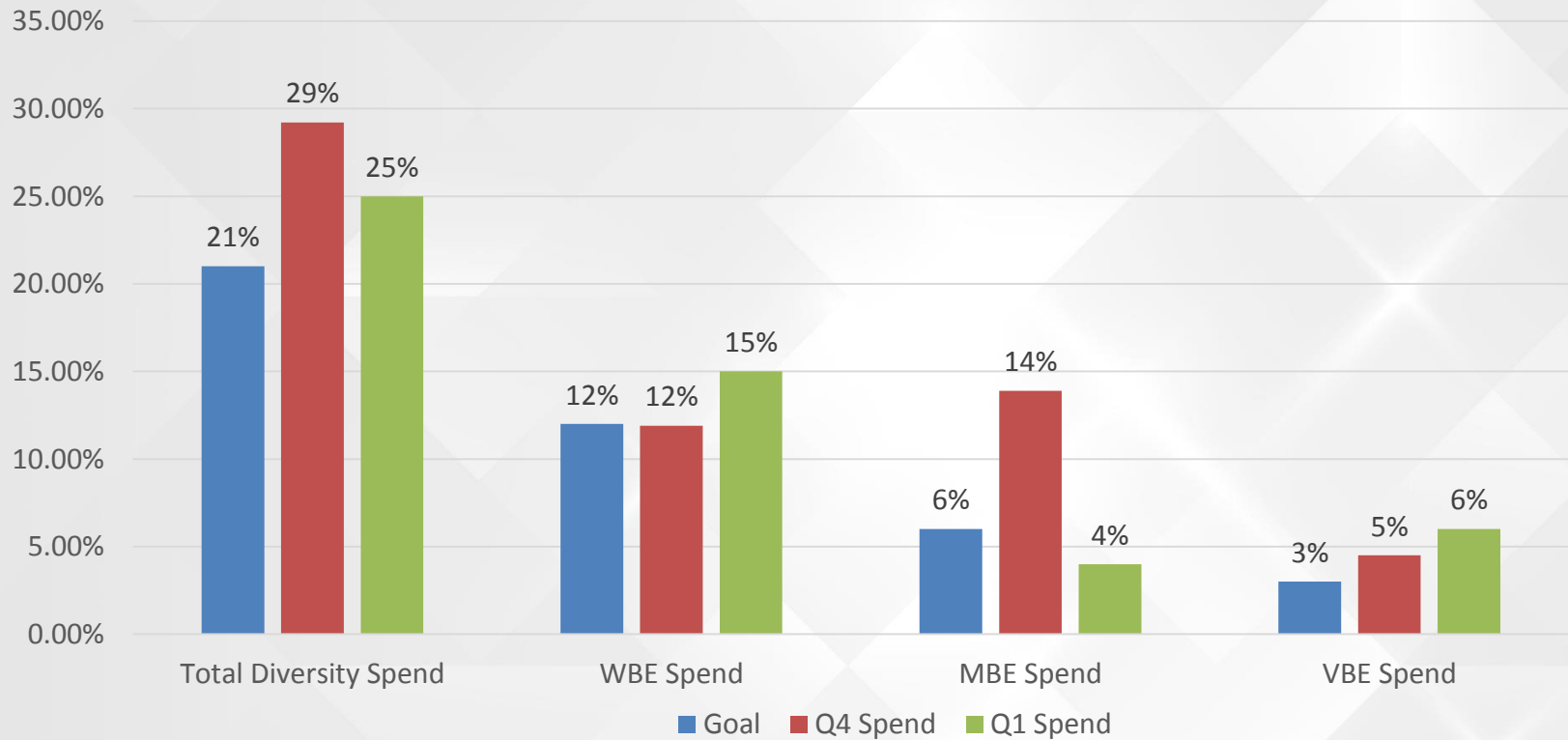
Local Spend

Total Q1 Host & Surrounding Community Spend: \$72,639.88



Vendor Diversity Spend

Q1 2017



Q1 Diverse Vendor Spend Statistics

Q1 WBE Vendors

21 Vendors used totaling \$219,278.27

Q1 MBE Vendors

5* Vendors used totaling \$55,236.55

Q1 VBE Vendors

5* Vendors totaling \$81,170.08

*Includes vendors that are certified in multiple diversity categories.
Spend is only reported in one category.



Lottery Sales

Quarter	2016	2017	\$ Difference	% Difference
1st	\$705,304	\$750,871	\$45,567	6.46%
2nd	\$758,852	\$0	\$0	0.00%
3rd	\$738,116	\$0	\$0	0.00%
4th	\$748,919	\$0	\$0	0.00%
Total	\$2,951,191	\$750,871	\$45,567	6.46%

PPC currently has 5 instant ticket machines and 4 online terminals on site. Prior to the Casino opening the Property had 1 instant ticket machine and 2 online machines



Compliance with Regulations

Month	Number of Patron ID Checks	Prevented from entering gaming Establishment			Minors and Underage Escorted from the gaming area	Minors and Underage Found gambling at slot machines	Minors and Underage Found consuming alcoholic beverages
		Total	Minors ¹	Underage ²			
January	8,695	223	6	45	0	0	0
February	8,366	155	10	20	0	0	0
March	9,648	159	7	25	0	0	0
Total	26,709	537	23	90	0	0	0

1 Person is under 18 years of age

2 Person is 18-21 years of age



Local Community

- Charitable Giving in Q1
 - Boys & Girls Club
 - St. Vincent de Paul Society
 - Relay for Life Chili Cook off
- Sponsorships
 - Adopt a Highway



Q1 Marketing - Partnerships

- Patriots - Foxboro
 - Season Play Off Ticket Giveaway's
 - Billboard
 - Renaissance Stay and Play Packages



- NESN
 - Bruins
 - Celtics




- Wrentham Village Premium Outlets



Q1 Marketing

- Make a Plainridge Deal
- Winter Gear Wednesday – Home Depot Mansfield
- NCL Cruise Giveaway
- Mini Slot Machine Bank Giveaway
- Dunkin Donuts Coffee Giveaway

**MAKE A
PLAINRIDGE
DEAL**



**NORWEGIAN
CRUISE LINE®**



**PLAINRIDGE PARK
CASINO**