

# Assessing the Impact of Gambling on Public Safety in Massachusetts

---

ANALYSIS OF DRUNK DRIVING DATA

**Christopher W. Bruce**


*Crime analysis consultant*



# Analyses in this report

---

- Agency complaints for operating-under the influence (OUI)
  - Arrests and summonses
- “Last Drink” locations as reported at adjudication
- Crashes involving impaired driving



# Previous research

---

- Prevalence of drunk driving and drunk driving crashes is associated with the number of outlets serving alcohol in an area.
- Across the United States, casinos have specifically shown to generate more drunk driving “trips,” thus increasing OUI and crashes.
  - The difference is more apparent at rural casinos.
- The specific contribution of casinos to drunk driving is heavily influenced by geography, including position, travel routes, and distances traveled.
- About 1 in 625 OUI “trips” result in a crash.
- About 1 in 500 OUI “trips” result in an arrest.

# Variables related to OUI

---

- Total number of visitors to an alcohol outlet
- Percentage who drive
- Percentage who drink to point of intoxication
- Efforts by outlets to curb intoxication and/or deter drunk driving after intoxication
- Efforts to raise awareness and conscience

## PLAN FOR A SOBER RIDE

---

### OPTIONS :

- Ridesharing Service
- Taxi
- Public Transportation
- Designate a Sober Driver



BUZZED DRIVING IS DRUNK DRIVING

---

# A matter of math

---

- If the following things are true:
  - 35,000 visitors per day
  - 75% arrive by car
  - 60% of them drink
  - 10% of those who drink become intoxicated
  - 90% of those are deterred from driving
- And these variables are independent
- It would translate to:
  - **59,130** drunk driving “trips” per year
  - **95** more OUI-involved crashes per year
  - **118** more OUI-involved arrests per year

# What does arrest data show?

---

Period	PPC	MGM	Encore
Year 1	+11%	-5%	+24%
Year 2	+2%	+45%	
Year 3	-9%		
Year 4	-19%		

Variances may be related to road patterns and the period of time in which patrons must remain on local roads before exiting the region.

# Last drink reports

---

- Collected by courts during OUI guilty adjudications
  - Only 15%-17% of arrests/charges
- Collated by the Alcoholic Beverage Control Commission (ABCC)
- Biased towards:
  - Large locations
  - Locations where officers have chosen to do enforcement

<b>Rank</b>	<b>2015–2020 (PPC Years)</b>	<b>2018–2020 (MGM years)</b>	<b>2019–2020 (EBH Years)</b>
<b>1</b>	TD Garden, Boston (30)	TD Garden, Boston (22)	TD Garden, Boston (13)
<b>2</b>	Gillette Stadium, Foxborough (28)	MGM Springfield, Springfield (18)	MGM Springfield, Springfield (11)
<b>3</b>	Barrett's Ale House, Bridgewater (23)	Encore Boston Harbor, Everett (11)	Encore Boston Harbor, Everett (11)
<b>4</b>	Plainridge Park Casino, Plainville (19)	The Ritz, Oak Bluffs (9) Scorpion Bar, Foxborough (9)	The Still, Agawam (8)
<b>5</b>	MGM Springfield, Springfield (18)	Buffalo Wild Wings, Shrewsbury (9)	Scorpion Bar, Foxborough (5)
<b>6</b>	Duck Inn Pub, Hyannis (18)		Buffalo Wild Wings, Shrewsbury (5)
<b>7</b>	The Ritz, Oak Bluffs (17)	Gillette Stadium, Foxborough (8)	Funky Murphy's, Marlborough (5)
<b>8</b>	Bar Louie, Foxborough (17)	The Still, Agawam (8)	Yard House, Lynnfield (5)
<b>9</b>	Wamesit Lanes, Tewksbury (16) Fenway Park, Boston (16)	British Beer Company, Hyannis (8)	The Ritz, Oak Bluffs (4) Duck Inn Pub, Hyannis (4)
<b>10</b>	Taylor's Tavern, Greenfield (16)	Duck Inn Pub, Hyannis (7) Bar Louie, Foxborough (7) Fenway Park, Boston (7) Taylor's Tavern, Greenfield (7) Smitty's Pub, Greenfield (7)	Bar Louie, Foxborough (4) Smitty's Pub, Greenfield (4) Wamesit Lanes, Tewksbury (4) Whiskey on Water, Worcester (4)
<b>16</b>		Plainridge Park Casino, Plainville (6)	
<b>25</b>			Plainridge Park Casino, Plainville (2)

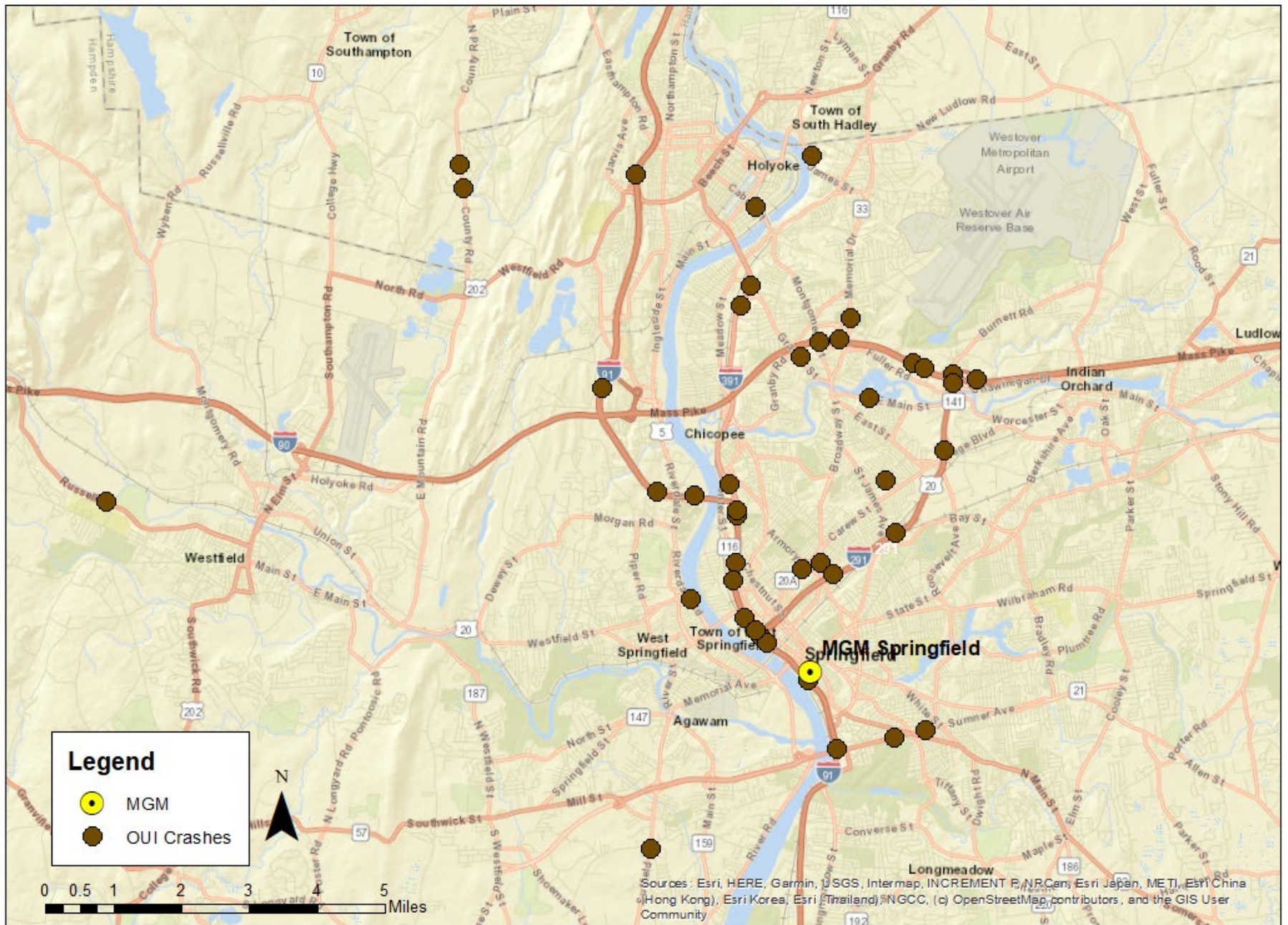


# OUI-involved crashes

---

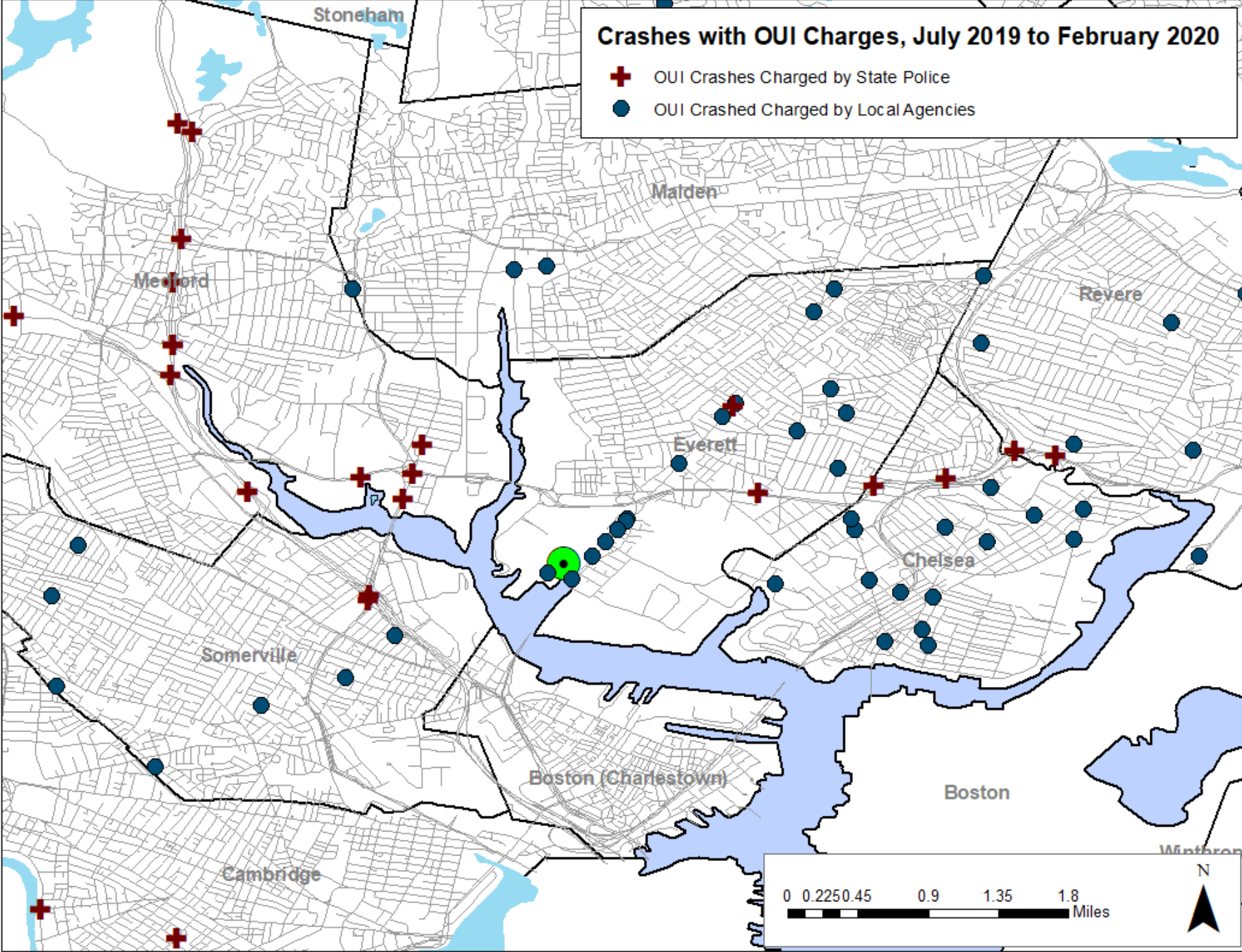
Period	PPC	MGM	Encore
Year 1	-2%	+2%	+24%
Year 2	+20%	+14%	
Year 3	-42%		
Year 4	-5%		

# OUI Crash Reports Taken by State Police, September 2018 to February 2020



# Crashes with OUI Charges, July 2019 to February 2020

- + OUI Crashes Charged by State Police
- OUI Crashed Charged by Local Agencies



# Conclusions

---

- Available data suggests increases in OUI “trips,” OUI crashes, and OUI arrests consistent with casino attendance.
- Further research needed:
  - Total casino visitors
  - Percentage of casino visitors who drink
  - Transportation options of casino visitors
  - “Last drink” locations collected at arrest rather than adjudication
  - Statewide OUI-involved crash statistics
- Potential interventions:
  - Targeted enforcement on key travel routes based on local analysis of days and times
  - Campaigns to raise conscience and awareness
  - Monitoring of casinos for compliance with responsible gaming guidelines (compliance seems to have been high so far)

# Thank You!

---

**Christopher W. Bruce**

Crime analysis consultant

Bucksport, ME

978-853-3502

[cwbruce@gmail.com](mailto:cwbruce@gmail.com)