



MEMORANDUM

DATE: April 22, 2024
TO: Board of County Commissioners
FROM: Bill Kuhn, Treasurer
SUBJECT: Treasury Report for March 2024

Following is the unaudited monthly treasury report for fiscal year to date (YTD) as of March 31, 2024.

Treasury and Investments

- The portfolio balance at the end of March was \$327.8 million, a decrease of \$15.2 million from February and an increase of \$8.4 million from last year (March 2023).
- Net investment income for March was \$918K, approximately \$33K greater than last month and \$364K greater than March 2023. YTD earnings of \$6,681,825 are \$3,040,182 more than the YTD earnings last year.
- All portfolio category balances are within policy limits.
- The LGIP interest rate has remained at 5.20% during the month of March. Benchmark returns for 24-month treasuries were up 8 basis points and 36-month treasuries are up by 8 basis point from the prior month.
- The average portfolio yield is 3.41%, which was down slightly over last month’s average of 3.47%.
- The portfolio weighted average time to maturity is 0.98 years, up slightly from .96 years in February 2024.

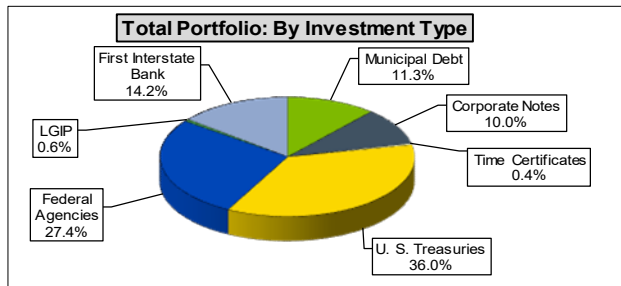
Deschutes County

Total Investment Portfolio As Of 3/31/2024



Portfolio Breakdown: Par Value by Investment Type		
Municipal Debt	\$ 37,205,000	11.3%
Corporate Notes	32,821,000	10.0%
Time Certificates	1,245,000	0.4%
U.S. Treasuries	118,000,000	36.0%
Federal Agencies	89,900,000	27.4%
LGIP	2,000,559	0.6%
First Interstate (Book Balance)	46,676,436	14.2%
Total Investments	\$ 327,847,996	100.0%

Investment Income		
	Mar-24	Y-T-D
Total Investment Income	\$ 923,367	\$ 6,726,825
Less Fee: \$5,000 per month	(5,000)	(45,000)
Investment Income - Net	\$ 918,367	\$ 6,681,825
Prior Year Comparison	Mar-23	553,839
		\$ 3,641,643



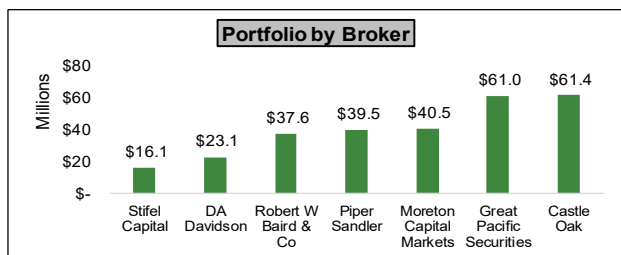
Category Maximums:	
U.S. Treasuries	100%
LGIP (\$59,847,000)	100%
Federal Agencies	100%
Banker's Acceptances	25%
Time Certificates	50%
Municipal Debt	25%
Corporate Debt	25%

	Yield Percentages	
	Current Month	Prior Month
FIB/ LGIP	5.20%	5.20%
Investments	3.09%	3.13%
Average	3.41%	3.47%

Maturity (Years)	
Max	Weighted Average
2.96	0.98

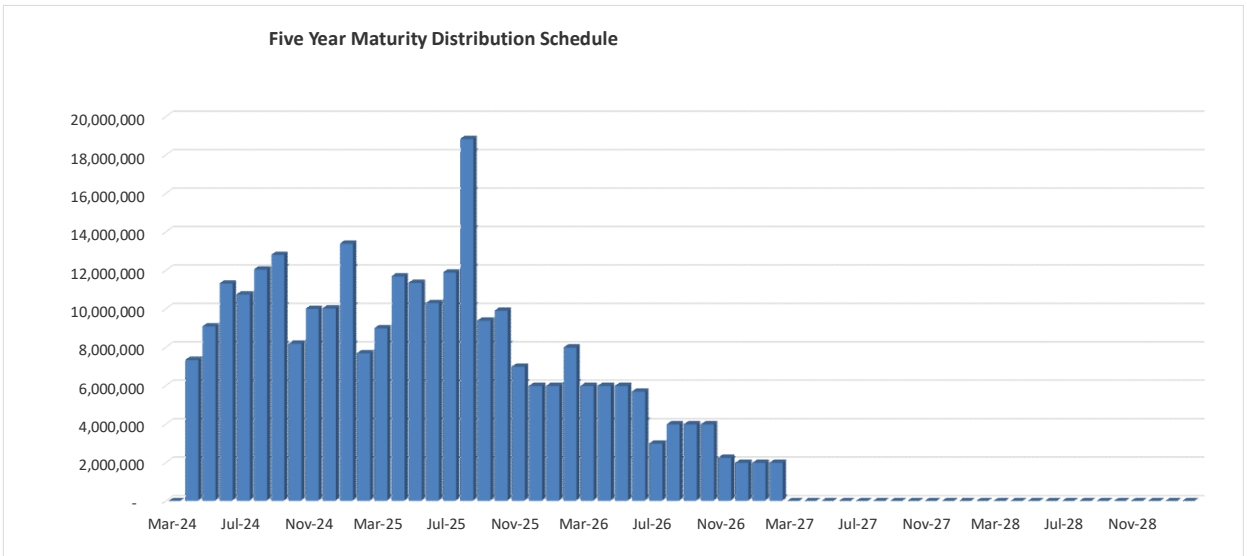
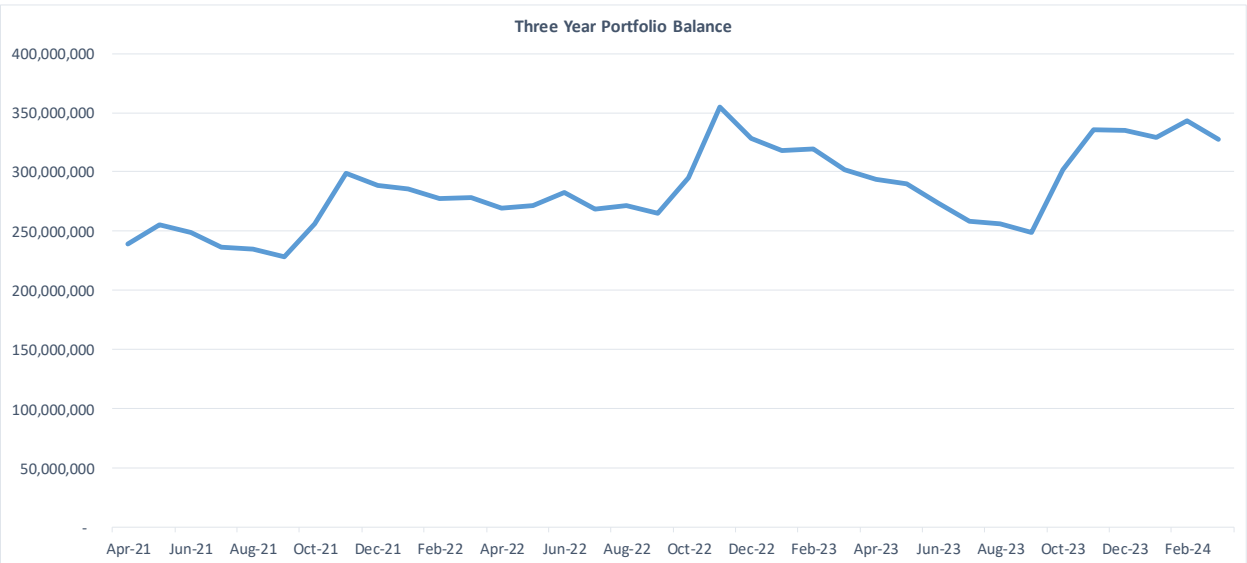
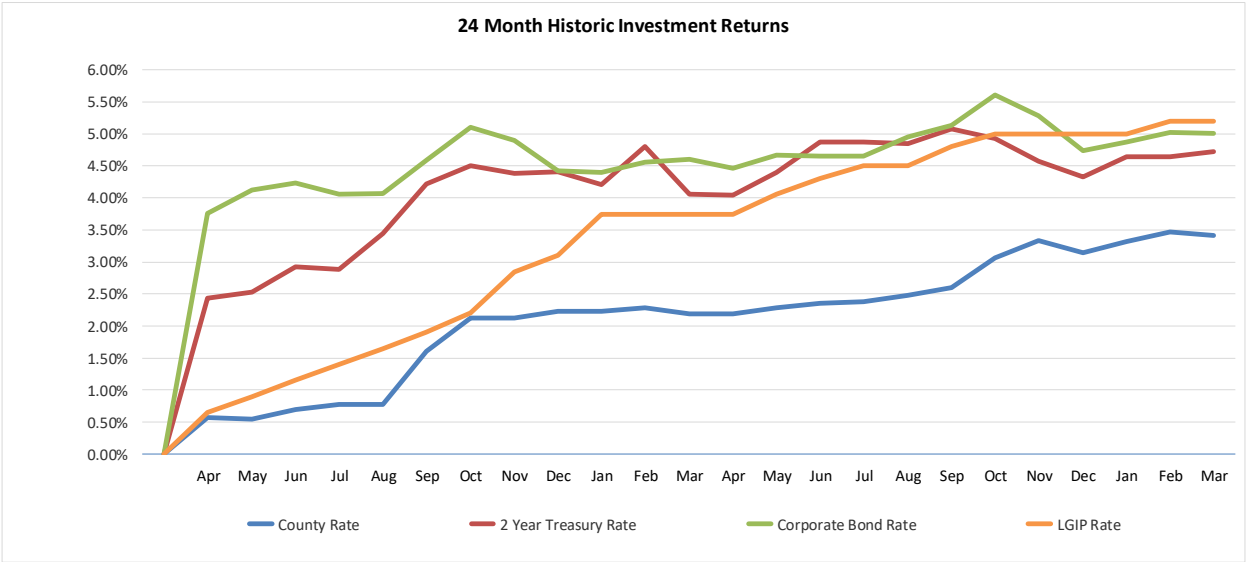
Benchmarks	
24 Month Treasury	4.72%
LGIP Rate	5.20%
36 Month Treasury	4.51%

Term	Minimum	Actual
0 to 30 Days	10%	17.1%
Under 1 Year	25%	52.0%
Under 5 Years	100%	100.0%



Other	Policy	Actual
Corp Issuer	5%	1.7%
Callable	25%	13.3%
Weighted Ave.	AA2	AA1

Investment Activity	
Purchases in Month	\$ 6,000,000
Sales/Redemptions in Month	\$ 14,000,000



Deschutes County Investments
Portfolio Management
Portfolio Details - Investments
March 31, 2024

Inv #	Inv Type	CUSIP	Security	Broker	Purchase Date	Maturity Date	Days To Maturity	Ratings		Coupon Rate	YTM 365	Par Value	Market Value	Book Value	Call Date
								Moodys	S&P/Fitch						
10844	BCD	05580AB78	BMW	GPAC	7/30/2021	7/30/2024	120			0.55	0.55	249,000	244,980	249,000	- -
10847	BCD	38149MXG3	GOLDMAN SACHS	GPAC	7/28/2021	7/29/2024	119			0.55	0.55	249,000	245,019	249,000	- -
10848	BCD	795451AA1	SALLIE MAE	GPAC	7/21/2021	7/22/2024	112			0.55	0.55	249,000	245,160	249,000	- -
10849	BCD	89235MLF6	TOYOTA FINANCIAL SGS BANK	GPAC	8/5/2021	8/5/2024	126			0.55	0.55	249,000	244,791	249,000	- -
10850	NCB	90348JR85	UBS BANK USA	GPAC	8/11/2021	8/12/2024	133			0.55	0.536214	249,000	244,597	249,000	- -
10988	FAC	3130H0AV5	Federal Agriculture Mtg Corp	MORETN	12/12/2023	10/1/2025	548			2.55	4.87	2,000,000	1,935,488	1,934,071	- -
10763	FAC	3133EL3P7	Federal Farm Credit Bank	R W B	8/12/2020	8/12/2025	498	Aaa	AA+	0.53	0.53	3,000,000	2,829,631	3,000,000	- -
10764	FAC	3133EL3H5	Federal Farm Credit Bank	MORETN	8/12/2020	8/12/2025	498	Aaa	AA+	0.57	0.57	3,000,000	2,831,202	3,000,000	- -
10783	FAC	3133EMCN0	Federal Farm Credit Bank	CASTLE	10/16/2020	10/15/2024	197	Aaa	AA+	0.4	0.4401721	2,000,000	1,947,742	1,999,571	- -
10820	FAC	3133EMLP5	Federal Farm Credit Bank	PS	12/30/2020	12/23/2024	266	Aaa	AA+	0.32	0.3199988	2,000,000	1,930,604	2,000,000	- -
10828	FAC	3133EMNK4	Federal Farm Credit Bank	DA DAV	1/22/2021	7/22/2024	112	Aaa	AA+	0.31	0.31	2,000,000	1,968,585	2,000,000	- -
10842	FAC	3133EMT51	Federal Farm Credit Bank	R W B	7/19/2021	7/19/2024	109	Aaa	AA+	0.42	0.4283959	1,000,000	984,990	999,975	- -
10916	FAC	3133ENP79	Federal Farm Credit Bank	CASTLE	9/26/2022	9/26/2024	178	Aaa	AA+	4.25	4.2542149	2,000,000	1,990,590	1,999,961	- -
10926	FAC	3133ENS68	Federal Farm Credit Bank	R W B	10/20/2022	10/17/2024	199	Aaa	AA+	4.62	4.7128512	2,000,000	1,993,225	1,999,043	- -
10927	FAC	3133ENPG9	Federal Farm Credit Bank	MORETN	10/25/2022	2/14/2025	319	Aaa	AA+	1.75	4.5602179	1,700,000	1,652,049	1,660,975	- -
10954	FAC	3133ENG20	Federal Farm Credit Bank	CASTLE	11/30/2022	8/15/2024	136	Aaa	AA+	3.3	4.6146501	2,000,000	1,985,567	1,990,672	- -
10971	FAC	3133EPPR0	Federal Farm Credit Bank	GPAC	11/17/2023	4/10/2026	739	Aaa	AA+	4.625	4.7710002	2,000,000	1,997,480	1,994,400	- -
10975	FAC	3133EPPR0	Federal Farm Credit Bank	GPAC	11/22/2023	4/10/2026	739	Aaa	AA+	4.625	4.8109999	2,000,000	1,997,480	1,992,879	- -
10985	FAC	3133EPC37	Federal Farm Credit Bank	PS	12/8/2023	11/13/2025	591	Aaa	AA+	4.875	4.6404797	1,000,000	1,001,289	1,003,559	- -
10987	FAC	3133EHVV1	Federal Farm Credit Bank	PS	12/12/2023	9/1/2026	883	Aaa	AA+	2.4	4.5888622	2,000,000	1,901,128	1,901,536	- -
11006	FAC	3133EPL37	Federal Farm Credit Bank	R W B	12/19/2023	12/8/2025	616	Aaa	AA+	4.625	4.4981889	2,000,000	1,994,863	2,004,024	- -
10932	FAC	3130ATN52	Federal Home Loan Bank	DA DAV	10/27/2022	10/27/2025	574	Aaa	AA+	5	5.0181605	1,855,000	1,852,665	1,854,514	4/27/2024
10937	FAC	3130AK5E2	Federal Home Loan Bank	R W B	11/18/2022	9/4/2025	521	Aaa	AA+	0.375	4.2631353	2,000,000	1,878,490	1,896,564	- -
10947	FAC	3130ASR92	Federal Home Loan Bank	MORETN	11/30/2022	5/16/2025	410	Aaa	AA+	4	5.139245	2,000,000	1,979,434	1,986,698	- -
10964	FAC	3130AWKM1	Federal Home Loan Bank	R W B	11/16/2023	12/12/2025	620	Aaa	AA+	4.75	4.9490002	2,000,000	1,998,755	1,993,611	- -
10972	FAC	3130AXB31	Federal Home Loan Bank	R W B	11/17/2023	3/13/2026	711	Aaa	AA+	4.875	4.78	2,000,000	2,007,365	2,003,378	- -
10976	FAC	3130ALAJ3	Federal Home Loan Bank	PS	11/22/2023	8/25/2026	876	Aaa	AA+	0.7	4.9650109	2,000,000	1,819,185	1,810,842	5/25/2024
10984	FAC	3130AWLY4	Federal Home Loan Bank	PS	12/8/2023	6/13/2025	438	Aaa	AA+	5.125	4.8004048	2,145,000	2,149,013	2,152,957	- -
11005	FAC	3130ALSW5	Federal Home Loan Bank	R W B	12/19/2023	3/13/2026	711	Aaa	AA+	0.875	4.3881228	2,000,000	1,860,698	1,870,811	- -
11023	FAC	3130AL5A8	Federal Home Loan Bank	STIFEL	3/21/2024	2/26/2027	1061	Aaa	AA+	0.9	4.5716846	2,000,000	1,802,718	1,802,589	5/26/2024
10766	FAC	3134GWND4	Federal Home Loan Mtg Corp	CASTLE	8/14/2020	8/12/2025	498	Aaa		0.6	0.6101786	2,000,000	1,887,819	1,999,727	5/12/2024
10775	FAC	3134GWF84	Federal Home Loan Mtg Corp	CASTLE	9/9/2020	9/9/2024	161	Aaa		0.48	0.48	1,000,000	978,498	1,000,000	6/9/2024
10791	FAC	3134GW3W4	Federal Home Loan Mtg Corp	CASTLE	10/30/2020	10/28/2024	210	Aaa		0.41	0.4163167	2,000,000	1,944,257	1,999,928	4/28/2024
10792	FAC	3134GW5Q5	Federal Home Loan Mtg Corp	CASTLE	10/30/2020	11/29/2025	303	Aaa		0.45	0.4523943	2,500,000	2,401,779	2,499,951	4/29/2024
10799	FAC	3134GW7F7	Federal Home Loan Mtg Corp	CASTLE	11/18/2020	11/18/2024	231	Aaa		0.375	0.375	2,000,000	1,940,433	2,000,000	- -
10821	FAC	3134GXKK9	Federal Home Loan Mtg Corp	R W B	1/15/2021	1/15/2025	289	Aaa		0.35	0	2,000,000	1,925,487	2,000,000	4/15/2024
10905	FAC	3134GWZV1	Federal Home Loan Mtg Corp	CASTLE	7/8/2022	10/22/2025	569	Aaa		0.65	3.2000087	2,000,000	1,875,143	1,925,125	- -
10939	FAC	3134GY4P4	Federal Home Loan Mtg Corp	MORETN	11/30/2022	11/26/2025	604	Aaa	AA+	5.3	5.3002699	2,000,000	1,992,535	2,000,000	5/26/2024
10944	FAC	3137EAEX3	Federal Home Loan Mtg Corp	MORETN	11/18/2022	9/23/2025	540	Aaa	AA+	0.375	4.2702845	2,000,000	1,873,733	1,892,666	- -
10955	FAC	3137EAEU9	Federal Home Loan Mtg Corp	CASTLE	11/30/2022	7/21/2025	476	Aaa	AA+	0.375	4.3133499	2,000,000	1,887,464	1,903,990	- -
10762	FAC	3136G4E74	Federal National Mtg Assn	CASTLE	7/31/2020	1/29/2025	303	Aaa	AA+	0.57	0.5699999	1,400,000	1,347,326	1,400,000	4/29/2024
10765	FAC	3136G4N74	Federal National Mtg Assn	MORETN	8/21/2020	8/21/2025	507	Aaa	AA+	0.56	0.56	3,000,000	2,826,068	3,000,000	5/21/2024
10767	FAC	3136G4L84	Federal National Mtg Assn	CASTLE	8/18/2020	8/18/2025	504	Aaa	AA+	0.57	0.5901227	2,000,000	1,885,011	1,999,453	5/18/2024
10770	FAC	3136G4X24	Federal National Mtg Assn	PS	8/28/2020	8/29/2025	515	Aaa	AA+	0.6	0.6000006	1,000,000	941,326	1,000,000	8/29/2024
10772	FAC	3136G4N74	Federal National Mtg Assn	R W B	8/27/2020	8/21/2025	507	Aaa	AA+	0.56	0.5650922	1,000,000	942,023	999,930	5/21/2024
10773	FAC	3136G4X24	Federal National Mtg Assn	CASTLE	8/28/2020	8/29/2025	515	Aaa	AA+	0.6	0.6000006	1,000,000	941,326	1,000,000	8/29/2024
10774	FAC	3136G4N74	Federal National Mtg Assn	R W B	9/3/2020	8/21/2025	507	Aaa	AA+	0.56	0.5599951	2,000,000	1,884,046	2,000,000	5/21/2024
10793	FAC	3135GA2N0	Federal National Mtg Assn	R W B	11/4/2020	11/4/2025	582	Aaa	AA+	0.55	0.55	2,000,000	1,863,270	2,000,000	11/4/2024
10796	FAC	3135G06G3	Federal National Mtg Assn	CASTLE	11/12/2020	11/7/2025	585	Aaa	AA+	0.5	0.5729346	2,000,000	1,869,167	1,997,702	- -
10952	FAC	3135G03U5	Federal National Mtg Assn	R W B	11/30/2022	4/22/2025	386	Aaa	AA+	0.625	4.4293463	2,000,000	1,909,623	1,924,578	- -
10989	AFD	313384E88	Federal Home Loan Bank	CASTLE	12/12/2023	9/6/2024	158	Aaa	AA+	5.0049997	5.3003332	2,000,000	1,954,685	1,956,067	- -
11013	AFD	313384N70	Federal Home Loan Bank	DA DAV	2/27/2024	11/8/2024	221	Aaa	AA+	4.9599996	5.24580879	1,300,000	1,259,781	1,260,416	- -
10902	TRC	91282CER8	U.S. Treasury	GPAC	6/28/2022	5/31/2024	60	Aaa		2.5	3.0809126	2,000,000	1,990,800	1,998,160	- -
10904	TRC	91282CEH0	U.S. Treasury	MORETN	7/8/2022	4/15/2025	379	Aaa	AA+	2.625	3.0804476	2,000,000	1,952,070	1,990,988	- -
10920	TRC	91282ZL7	U.S. Treasury	PS	10/3/2022	4/30/2025	394	Aaa		0.375	4.2171846	2,000,000	1,903,828	1,922,147	- -
10921	TRC	91282ZT0	U.S. Treasury	PS	10/3/2022	5/31/2025	425	Aaa		0.25	4.2325215	2,000,000	1,894,375	1,913,205	- -
10924	TRC	91282CBV2	U.S. Treasury	MORETN	10/20/2022	4/15/2024	14	Aaa		0.375	4.6205671	2,000,000	1,996,190	1,996,890	- -
10925	TRC	91282WJ5	U.S. Treasury	MORETN	10/20/2022	5/15/2024	44	Aaa		2.5	4.6315735	2,000,000	1,993,061	1,995,093	- -

Inv #	Inv Type	CUSIP	Security	Broker	Purchase Date	Maturity Date	Days To Maturity	Ratings		Coupon Rate	YTM 365	Par Value	Market Value	Book Value	Call Date	
								Moodys	S&P/Fitch							
10929	TRC	91282CDZ1	U.S. Treasury	MORETN	10/25/2022	2/15/2025	320	Aaa		1.5	4.5042292	2,000,000	1,938,262	1,950,592	-	
10934	TRC	91282CED9	U.S. Treasury	MORETN	11/4/2022	3/15/2025	348	Aaa		1.75	4.6405931	2,000,000	1,938,714	1,948,337	-	
10935	TRC	91282CEU1	U.S. Treasury	MORETN	11/4/2022	6/15/2025	440	Aaa		2.875	4.6510728	2,000,000	1,951,797	1,960,112	-	
10936	TRC	91282CEY3	U.S. Treasury	MORETN	11/4/2022	7/15/2025	470	Aaa		3	4.660048	2,000,000	1,953,359	1,960,221	-	
10942	TRC	91282CDN8	U.S. Treasury	MORETN	11/18/2022	12/15/2024	258	Aaa		1	4.3929033	2,000,000	1,942,441	1,954,688	-	
10943	TRC	91282CDZ1	U.S. Treasury	MORETN	11/18/2022	2/15/2025	320	Aaa		1.5	4.3902761	2,000,000	1,938,262	1,952,317	-	
10945	TRC	9128285C0	U.S. Treasury	MORETN	11/18/2022	9/30/2025	547	Aaa		3	4.1910054	2,000,000	1,948,281	1,966,694	-	
10946	TRC	91282CEY3	U.S. Treasury	MORETN	11/18/2022	7/15/2025	470	Aaa		3	4.2514798	2,000,000	1,953,359	1,969,792	-	
10948	TRC	912828WJ5	U.S. Treasury	DA DAV	11/30/2022	5/15/2024	44	Aaa		2.5	4.6796779	2,000,000	1,993,061	1,994,971	-	
10949	TRC	912828Y87	U.S. Treasury	GPAC	11/30/2022	7/31/2024	121	Aaa		1.75	4.6137515	2,000,000	1,976,484	1,981,916	-	
10958	TRC	91282CEY3	U.S. Treasury	PS	11/30/2022	7/15/2025	470	Aaa		3	4.2943472	2,000,000	1,953,359	1,968,758	-	
10959	TRC	91282CEU1	U.S. Treasury	PS	11/30/2022	6/15/2025	440	Aaa		2.875	4.2893605	2,000,000	1,951,797	1,968,024	-	
10963	TRC	91282CHM6	U.S. Treasury	STIFEL	9/29/2023	7/15/2026	835	Aaa		4.5	4.8808615	3,000,000	2,996,367	2,975,687	-	
10965	TRC	91282CGE5	U.S. Treasury	CASTLE	11/16/2023	1/15/2026	654	Aaa		3.875	4.838231	2,000,000	1,971,797	1,967,574	-	
10966	TRC	91282CGL9	U.S. Treasury	CASTLE	11/16/2023	2/15/2026	685	Aaa		4	4.8207532	2,000,000	1,975,547	1,971,094	-	
10969	TRC	91282CHB0	U.S. Treasury	PS	11/17/2023	5/15/2026	774	Aaa		3.625	4.661229	2,000,000	1,960,859	1,958,934	-	
10970	TRC	91282CHU8	U.S. Treasury	GPAC	11/17/2023	8/15/2026	866	Aaa		4.375	4.6314599	2,000,000	1,992,891	1,988,589	-	
10973	TRC	91282CJC6	U.S. Treasury	STIFEL	11/17/2023	10/15/2026	927	Aaa		4.625	4.5910231	2,000,000	2,006,328	2,001,530	-	
10974	TRC	91282CHB0	U.S. Treasury	GPAC	11/22/2023	5/15/2026	774	Aaa		3.625	4.6699096	2,000,000	1,960,859	1,958,574	-	
10977	TRC	91282CGL9	U.S. Treasury	CASTLE	11/22/2023	2/15/2026	685	Aaa		4	4.7435597	2,000,000	1,975,547	1,973,767	-	
10978	TRC	91282CGR6	U.S. Treasury	CASTLE	11/22/2023	3/15/2026	713	Aaa		4.625	4.7122051	2,000,000	1,998,750	1,996,700	-	
10979	TRC	91282CDZ1	U.S. Treasury	GPAC	12/8/2023	2/15/2025	320	Aaa		1.5	4.9532547	2,000,000	1,938,262	1,942,069	-	
10980	TRC	91282CEY3	U.S. Treasury	GPAC	12/8/2023	7/15/2025	470	Aaa		3	4.72774	3,200,000	3,125,375	3,132,111	-	
10981	TRC	91282CFK2	U.S. Treasury	GPAC	12/8/2023	9/15/2025	532	Aaa		3.5	4.6598952	1,500,000	1,472,227	1,475,910	-	
10982	TRC	91282CED9	U.S. Treasury	DA DAV	12/8/2023	3/15/2025	348	Aaa		1.75	4.9003222	3,000,000	2,908,071	2,913,549	-	
10983	TRC	91282CEH0	U.S. Treasury	DA DAV	12/8/2023	4/15/2025	379	Aaa	AA+	2.625	4.8500197	3,700,000	3,611,330	3,618,181	-	
10986	TRC	912828XB1	U.S. Treasury	DA DAV	12/8/2023	5/15/2025	409	Aaa		2.125	4.8150714	3,200,000	3,101,500	3,107,757	-	
10990	TRC	912828U3	U.S. Treasury	DA DAV	12/12/2023	8/31/2024	152	Aaa		1.875	5.2442521	2,000,000	1,971,680	1,972,906	-	
10991	TRC	91282CGA3	U.S. Treasury	DA DAV	12/12/2023	12/15/2025	623	Aaa		4	4.6803125	2,000,000	1,975,781	1,978,102	-	
10992	TRC	91282CGE5	U.S. Treasury	R W B	12/12/2023	1/15/2026	654	Aaa		3.875	4.6417612	2,000,000	1,971,797	1,974,086	-	
10994	TRC	91282CHN4	U.S. Treasury	GPAC	12/12/2023	7/31/2025	486	Aaa		4.75	4.8393383	700,000	698,852	699,176	-	
10995	TRC	912828P46	U.S. Treasury	STIFEL	12/12/2023	2/15/2026	685	Aaa		1.625	4.6184916	2,000,000	1,891,563	1,894,427	-	
10996	TRC	91282CJC6	U.S. Treasury	STIFEL	12/12/2023	10/15/2026	927	Aaa		4.625	4.4580016	2,000,000	2,006,328	2,007,780	-	
10997	TRC	91282CJK8	U.S. Treasury	STIFEL	12/12/2023	11/15/2026	958	Aaa		4.625	4.4510097	2,000,000	2,007,109	2,008,410	-	
10998	TRC	912828R36	U.S. Treasury	CASTLE	12/19/2023	5/15/2026	774	Aaa		1.625	4.2619955	2,000,000	1,880,313	1,894,696	-	
10999	TRC	91282CGV7	U.S. Treasury	CASTLE	12/19/2023	4/15/2026	744	Aaa		3.75	4.2870073	2,000,000	1,965,938	1,979,300	-	
11000	TRC	91282CFP1	U.S. Treasury	CASTLE	12/19/2023	10/15/2025	562	Aaa		4.25	4.4837829	2,000,000	1,983,828	1,993,078	-	
11002	TRC	91282CGL9	U.S. Treasury	GPAC	12/19/2023	2/15/2026	685	Aaa		4	4.344556	2,000,000	1,975,547	1,987,723	-	
11003	TRC	912828G38	U.S. Treasury	GPAC	12/19/2023	11/15/2024	228	Aaa		2.25	4.9362782	2,000,000	1,963,750	1,967,648	-	
11004	TRC	91282CGE5	U.S. Treasury	GPAC	12/19/2023	1/15/2026	654	Aaa		3.875	4.3774643	2,000,000	1,971,797	1,982,946	-	
11007	TRC	91282CDN8	U.S. Treasury	STIFEL	12/19/2023	12/15/2024	258	Aaa		1	4.8731326	2,000,000	1,942,441	1,947,312	-	
11014	TRC	91282CDB4	U.S. Treasury	DA DAV	2/27/2024	10/15/2024	197	Aaa		0.625	5.1804426	1,200,000	1,170,914	1,171,407	-	
11018	TRC	91282CDS7	U.S. Treasury	MORETN	2/27/2024	1/15/2025	289	Aaa		1.125	5.0499998	1,500,000	1,454,033	1,455,099	-	
11020	TRC	91282CDN8	U.S. Treasury	STIFEL	2/27/2024	12/15/2024	258	Aaa		1	5.1070241	1,100,000	1,068,343	1,069,163	-	
11021	TRC	91282CJT9	U.S. Treasury	CASTLE	3/21/2024	1/15/2027	1019	Aaa		4	4.4870257	2,000,000	1,976,719	1,974,649	-	
11022	TRC	91282CJP7	U.S. Treasury	CASTLE	3/21/2024	12/15/2026	988	Aaa		4	4.375	4.5014721	2,000,000	1,995,781	1,993,510	-
10993	ATD	912797JM0	U.S. Treasury	GPAC	12/12/2023	4/9/2024	8	Aaa		5.2329993	5.47406002	2,000,000	1,997,670	1,997,674	-	
11011	ATD	912797JP3	U.S. Treasury	CASTLE	2/27/2024	4/23/2024	22	Aaa		5.2700014	5.46218475	1,000,000	996,779	996,779	-	
11012	ATD	912797HH3	U.S. Treasury	CASTLE	2/27/2024	5/2/2024	31	Aaa		5.2499983	5.44849167	1,100,000	1,094,999	1,095,027	-	
11015	ATD	912796Y52	U.S. Treasury	GPAC	2/27/2024	7/5/2024	95	Aaa		5.1500004	5.39358351	2,200,000	2,169,885	2,170,101	-	
11016	ATD	912797KC0	U.S. Treasury	GPAC	2/27/2024	8/22/2024	143	Aaa		0	5.40994179	1,900,000	1,861,271	1,861,283	-	
11017	ATD	912797KG1	U.S. Treasury	GPAC	2/27/2024	6/25/2024	85	Aaa		5.213	5.45277251	1,800,000	1,778,020	1,777,845	-	
11019	ATD	912797GL5	U.S. Treasury	PS	2/27/2024	9/5/2024	157	Aaa		5.0000002	5.27381413	1,900,000	1,857,583	1,858,569	-	
10806	MC1	037833DF4	Apple Inc	GPAC	12/3/2020	1/13/2025	287	Aaa	AA+	2.75	0.6389292	2,000,000	1,962,187	2,032,590	11/13/2024	
10865	MC1	037833DN7	Apple Inc	GPAC	11/18/2021	9/11/2026	893	Aaa	AA+	2.05	1.4551529	2,000,000	1,877,095	2,027,979	7/11/2026	
10822	MC1	12572QAG0	CME GROUP	GPAC	1/4/2021	3/15/2025	348	Aa3	AA-	3	0.6490818	2,000,000	1,959,272	2,044,249	-	
10830	MC1	22546QAP2	CREDIT SUISSE NY	CASTLE	2/1/2021	9/9/2024	161	A3	A+	3.625	0.57179	2,950,000	2,922,379	2,989,069	-	
10818	MC1	166764BW9	Chevron Corp	GPAC	12/28/2020	5/11/2025	405	Aa2	AA-	1.554	0.6470298	1,663,000	1,599,507	1,679,497	-	
10824	MC1	166764BW9	Chevron Corp	CASTLE	1/7/2021	5/11/2025	405	Aa2	AA-	1.554	0.6175284	2,000,000	1,923,641	2,020,501	-	
10817	MC1	46625HKC3	JPMorgan Chase - Corporate N	CASTLE	12/22/2020	1/23/2025	297	A1	A-	3.125	0.8061136	2,000,000	1,963,825	2,036,930	-	
10826	MC1	46625HKC3	JPMorgan Chase - Corporate N	CASTLE	1/11/2021	1/23/2025	297	A1	A-	3.125	0.8272497	2,000,000	1,963,825	2,036,584	-	
10864	MC1	46625HJX9	JPMorgan Chase - Corporate N	CASTLE	11/18/2021	5/13/2024	42	A1	A-	3.625	0.9770205	1,500,000	1,496,678	1,504,567	-	
10797	MC1	822582CC4	ROYAL DUTCH SHELL PLC	GPAC	11/13/2020	11/7/2024	220	Aa2	A+	2	0.7055457	3,000,000	2,940,289	3,022,936	10/7/2024	
10823	MC1	822582CC4	ROYAL DUTCH SHELL PLC	CASTLE	1/7/2021	11/7/2024	220	Aa2	A+	2	0.5429301	1,708,000	1,674,005	1,722,757	10/7/2024	

