





Campus Map

La Crosse, Wisconsin

-  Patient care building
-  Patient and visitor parking
-  Emergency Department
-  City bus stop*

*La Crosse MTU Municipal Transit Utility
For route and schedule information,
visit cityoflacrosse.org/mtu



mayoclinichealthsystem.org