

**ARIZONA PUBLIC MEDIA  
(A Division of the University of Arizona)**

**YEARS ENDED JUNE 30, 2017 AND 2016**

**ARIZONA PUBLIC MEDIA**  
**(A Division of the University of Arizona)**  
**YEARS ENDED JUNE 30, 2017 AND 2016**

**CONTENTS**

	Page
Message from the General Manager	1
Independent auditors' report	2 - 3
Management's discussion and analysis	4 - 8
Financial statements:	
Statements of net position	11
Statements of revenues, expenses and changes in net position	12
Statements of cash flows	13 - 14
Notes to financial statements	15 - 39
Required supplementary information:	
Schedule of AZPM's proportionate share of the net pension liability - cost sharing plan (ASRS)	40
Schedule of pension contributions	41
Single-employer OPEB plan funding progress	42
Supplementary information to the financial statements:	
Statement of functional expenses by station - 2017	43
Statement of functional expenses by station - 2016	44

## From the AZPM Director and General Manager

Thank you for helping Arizona Public Media (AZPM) achieve another strong and successful year. In Fiscal Year 2017 (FY17), AZPM continued our commitment to build a better Southern Arizona. It was a year marked by increased viewership, industry recognition and accolades, and the continued work to forge partnerships that positively impact our community. We are grateful for your inspiring support.

FY17 started with an historic presidential campaign. As a battleground state, Arizona was in the eye of the storm. I am tremendously proud of the work of the AZPM staff. As candidates and their surrogates visited the state and Southern Arizona, we were committed to sifting through the noise and chaos to bring you facts – so you could make informed decisions. From the daily reports provided by the *NPR 89.1* news team to the in-depth coverage from *Arizona Week* and *Metro Week*, AZPM kept Southern Arizona informed. During the election cycle, a new term was added to our lexicon: Fake News. It is within this landscape that we reaffirmed our commitment to be **Trusted. Now More Than Ever.**

Early in the fiscal year we also partnered with the Community Foundation of Arizona to produce *Community Interactive: Stories from the Border*. The timing could not have been more optimal for a deep look into an issue that is on our doorstep, yet also reaches across our nation. Several hundred attended the live community forum event at the Fox Tucson Theatre that was hosted by NPR journalist and radio host Maria Hinojosa.

*PBS 6* continues to be one of the most watched public television stations in the country, ranking among the top ten PBS stations nationally in every sweep period in 2017. On radio, *NPR 89.1* remains the #1 news/talk format radio station in Southern Arizona. *NPR 89.1* reached all-time highs in the Metro Market Share (Pima County) and in Time Spent Listening. Online, a redesigned and mobile responsive *azpm.org* afforded users a more engaging way to interact with AZPM.

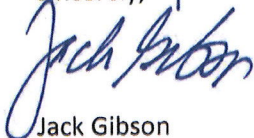
We have a tremendously talented team here at AZPM, and the accolades and recognition continue to roll in, locally and across the country. In 2017, AZPM received twenty-seven individual Emmy® nominations, for thirteen projects, across ten categories. Our staff won eight individual Emmy Awards, bringing our total to thirty-three over the past three years. Additionally, two AZPM original documentaries, *Passing On* and *Osiris-REx: Countdown to Launch*, were distributed nationally and carried on hundreds of PBS stations covering the majority of the country.

2017 also saw the launch of AZPM's new lifestyle channel *PBS 6 Plus*, which gives viewers another destination for the best of public television, all counter-programmed to the offerings on *PBS 6*. From drama, news and public affairs, to performing arts, history, science and nature, *PBS 6 Plus* is quickly finding a growing audience in Southern Arizona.

This past year also offered us all an opportunity to examine, acknowledge, and advance the importance of the role public broadcasting plays in our country. In a year in which there were conversations with regard to cutting federal funding for public media, people across the nation and across political lines strongly validated our purpose and value.

As we close another year and look forward to the promise of 2018, I thank you for your support and for sharing our vision of a community in which ideas abound, knowledge is sought, and learning never ends.

Sincerely,



Jack Gibson  
Director and General Manager

Independent Auditors' Report

Board of Directors and Management  
Arizona Public Media  
Tucson, Arizona

We have audited the accompanying financial statements of Arizona Public Media, a division of The University of Arizona, as of and for the years ended June 30, 2017 and 2016, and the related notes to the financial statements, as listed in the table of contents.

**Management's Responsibility for the Financial Statements**

Management is responsible for the preparation and fair presentation of these financial statements in accordance with accounting principles generally accepted in the United States of America; this includes the design, implementation and maintenance of internal control relevant to the preparation and fair presentation of financial statements that are free from material misstatement, whether due to fraud or error.

**Auditors' Responsibility**

Our responsibility is to express an opinion on these financial statements based on our audits. We conducted our audits in accordance with auditing standards generally accepted in the United States of America established by the AICPA Auditing Standards Board. Those standards require that we plan and perform the audit to obtain reasonable assurance about whether the financial statements are free from material misstatement.

An audit involves performing procedures to obtain audit evidence about the amounts and disclosures in the financial statements. The procedures selected depend on the auditors' judgment, including the assessment of the risks of material misstatement of the financial statements, whether due to fraud or error. In making those risk assessments, the auditor considers internal control relevant to the Organization's preparation and fair presentation of the financial statements in order to design audit procedures that are appropriate in the circumstances, but not for the purpose of expressing an opinion on the effectiveness of the Organization's internal control. Accordingly, we express no such opinion. An audit also includes evaluating the appropriateness of accounting policies used and the reasonableness of significant accounting estimates made by management, as well as evaluating the overall presentation of the financial statements.

We believe that the audit evidence we have obtained is sufficient and appropriate to provide a basis for our audit opinion.

**Opinion**

In our opinion, the financial statements referred to above present fairly, in all material respects, the financial position of Arizona Public Media as of June 30, 2017 and 2016, and the changes in financial position and cash flows thereof for the years then ended in accordance with accounting principles generally accepted in the United States of America.

## Other Matters

### *Required Supplementary Information*

Auditing standards generally accepted in the United States of America require that the management's discussion and analysis and schedule of AZPM's proportionate share of the net pension liability - cost sharing plan (ASRS), schedule of pension contributions, and single-employer OPEB plan funding progress, as listed in the table of contents, be presented to supplement the financial statements. Such information, although not a part of the financial statements, is required by the Governmental Accounting Standards Board, who considers it to be an essential part of financial reporting for placing the financial statements in an appropriate operational, economic or historical context. We have applied certain limited procedures to the required supplementary information in accordance with auditing standards generally accepted in the United States of America, which consisted of inquiries of management about the methods of preparing the information and comparing the information for consistency with management's responses to our inquiries, the financial statements and other knowledge we obtained during our audit of the financial statements. We do not express an opinion or provide any assurance on the information because the limited procedures do not provide us with sufficient evidence to express an opinion or provide any assurance.

### *Other Information*

Our audits were conducted for the purpose of forming an opinion on the financial statements as a whole. The message from the General Manager and statements of functional expenses by station are presented for purposes of additional analysis and are not a required part of the financial statements.

The statements of functional expenses by station are the responsibility of management and were derived from and relate directly to the underlying accounting and other records used to prepare the financial statements. Such information has been subjected to the auditing procedures applied in the audit of the financial statements and certain additional procedures, including comparing and reconciling such information directly to the underlying accounting and other records used to prepare the financial statements or to the financial statements themselves, and other additional procedures in accordance with auditing standards generally accepted in the United States of America. In our opinion, the statements of functional expenses by station are fairly stated, in all material respects, in relation to the financial statements as a whole.

The message from the General Manager has not been subjected to the auditing procedures applied in the audit of the financial statements and, accordingly, we do not express an opinion or provide any assurance on it.

*Beach Fleishman PC*

Tucson, Arizona  
December 20, 2017

**ARIZONA PUBLIC MEDIA  
(A Division of the University of Arizona)**

**MANAGEMENT'S DISCUSSION AND ANALYSIS**

**YEARS ENDED JUNE 30, 2017 AND 2016**

***Introduction and Reporting Entity***

The following discussion and analysis provides an overview of the financial position and activities of Arizona Public Media (AZPM), a division of the University of Arizona (the University or U of A), for the years ended June 30, 2017 and 2016.

This discussion has been prepared by management and should be read in conjunction with the financial statements and the accompanying notes, which follow this section.

***USING THE FINANCIAL STATEMENTS***

The financial statements include three statements: the Statement of Net Position; the Statement of Revenues, Expenses and Changes in Net Position; and the Statement of Cash Flows.

The Statement of Net Position presents the financial position of AZPM at the end of the fiscal year and includes all assets, deferred outflows, liabilities and deferred inflows of AZPM. Assets and liabilities are classified as either current or noncurrent. Current liabilities are obligations that will be paid within one year of the statement date. Current assets are those resources available to satisfy current liabilities. The difference between total assets and deferred outflows and total liabilities and deferred inflows, referred to as net position, is one indicator of the financial condition of AZPM. Generally, assets and liabilities are measured using current values. One notable exception is capital assets, which are stated at historic cost less an allowance for depreciation.

The Statement of Revenues, Expenses and Changes in Net Position provides information about AZPM's financial activities during the year. Revenues and expenses are classified as either operating or nonoperating, and all changes in net asset categories are reported, including capital contributions and additions or reductions to endowments. As a University licensee, general appropriations from the University, along with contributions and investment income are considered nonoperating revenues. Therefore, as a result of these standards, AZPM will typically appear to operate at a loss. By comparison, the total change in net position is a better indicator of whether the overall financial condition has improved or worsened during the year.

The Statement of Cash Flows reflects the inflows and outflows of cash and cash equivalents during the year. It shows the various cash activities by type, reconciling the beginning cash and cash equivalents amount to the ending cash and cash equivalents amount, which is shown on the Statement of Net Position. In addition, this statement reconciles cash flows from operating activities to operating income/(loss) on the Statement of Revenues, Expenses and Changes in Net Position.

**ARIZONA PUBLIC MEDIA**  
**(A Division of the University of Arizona)**

**MANAGEMENT'S DISCUSSION AND ANALYSIS (CONTINUED)**

**YEARS ENDED JUNE 30, 2017 AND 2016**

**CONDENSED FINANCIAL STATEMENT INFORMATION**

***Statement of Net Position***

A summarized comparison of AZPM's assets, deferred outflows of resources, liabilities, deferred inflows of resources and net position at June 30, 2017 and 2016 is as follows:

	<u>2017</u>	<u>2016</u>
Assets		
Current assets	\$ 17,373,080	\$ 14,931,309
Noncurrent assets other than capital assets	3,220,199	3,070,347
Capital assets	1,554,543	1,529,320
Deferred outflows of resources	<u>910,330</u>	<u>483,005</u>
Total assets and deferred outflows of resources	<u>23,058,152</u>	<u>20,013,981</u>
Liabilities		
Current liabilities	993,472	733,105
Noncurrent liabilities	5,308,031	4,831,751
Deferred inflows of resources	<u>663,465</u>	<u>417,271</u>
Total liabilities and deferred inflows of resources	<u>6,964,968</u>	<u>5,982,127</u>
Net position		
Investment in capital assets	1,554,543	1,529,320
Restricted - nonexpendable	1,718,741	1,608,324
Restricted - expendable	227,814	308,881
Unrestricted	<u>12,592,086</u>	<u>10,585,329</u>
Total net position	<u>\$ 16,093,184</u>	<u>\$ 14,031,854</u>

For the year ended June 30, 2017, total net position increased by \$2,061,330, or 14.7%, which is mainly due to an increase in Legacies and Bequests and Capital gifts. In addition, there was an increase to endowments.

For the year ended June 30, 2016, total net position increased by \$1,867,988, or 15.4%, which is mainly due to an increase in Legacies and Bequests and Capital gifts. In addition, there was an increase to endowments.

Current assets consist primarily of cash and cash equivalents, short term investments, receivables and prepaid expenses. Current liabilities consist primarily of accounts payable, accrued liabilities and unearned revenue. Current assets are sufficient to meet current obligations.

**ARIZONA PUBLIC MEDIA**  
(A Division of the University of Arizona)

**MANAGEMENT'S DISCUSSION AND ANALYSIS (CONTINUED)**

**YEARS ENDED JUNE 30, 2017 AND 2016**

**CONDENSED FINANCIAL STATEMENT INFORMATION (CONTINUED)**

**Statement of Revenues, Expenses and Changes in Net Position**

A summarized comparison of AZPM's operations for the years ended June 30, 2017 and 2016 is as follows:

	2017	2016
Operating revenues:		
Grants and contracts	\$ 96,637	\$ 36,989
Auxiliary enterprises	875,624	336,335
Total operating revenues	972,261	373,324
Operating expenses:		
Program services:		
Programming and production	6,211,742	5,717,469
Broadcasting	1,427,156	1,352,883
Public information and promotion	617,367	536,273
Support services:		
Management and general	1,164,128	984,759
Fundraising and membership development	2,549,056	2,330,978
Total operating expenses	11,969,449	10,922,362
Operating loss	(10,997,188)	(10,549,038)
Nonoperating revenues:		
General appropriation from U of A	1,697,662	1,914,345
Donated facilities and administrative support from U of A	1,492,333	1,747,505
Corporation for Public Broadcasting grants	1,614,376	1,528,703
Subscription and membership income	3,548,435	3,178,881
Business and underwriting	1,313,152	1,316,043
Other gifts and nonoperating revenues	3,244,696	2,351,122
	12,910,654	12,036,599
Increase in net position before capital items	1,913,466	1,487,561
Capital grants, gifts and conveyances	147,864	380,427
Increase in net position	2,061,330	1,867,988
Net position, beginning of year	14,031,854	12,163,866
Net position, ending of year	\$ 16,093,184	\$ 14,031,854

Operating revenues and expenses - In fiscal year 2017, AZPM's operating revenues increased by \$598,937 or 160% over fiscal year 2016 which is due to a re-negotiated contract for leasing EBS Spectrum from the station.



**ARIZONA PUBLIC MEDIA  
(A Division of the University of Arizona)**

**MANAGEMENT'S DISCUSSION AND ANALYSIS (CONTINUED)**

**YEARS ENDED JUNE 30, 2017 AND 2016**

**CONDENSED FINANCIAL STATEMENT INFORMATION (CONTINUED)**

***Statement of Revenues, Expenses and Changes in Net Position (Continued)***

In fiscal year 2016, AZPM's operating revenues remained constant over fiscal year 2015.

In fiscal year 2017, operating expenses decreased by \$1,047,087 or 9.6%. Program services, which consist of programming and production, broadcasting, and public information and promotion expenses, increased approximately \$649,640, or 8.5%, primarily due to an increase in salaries which relates to additional positions and some reallocation of expenses which support cross platform effort in production. Supporting services, which consist of management and general and fundraising and membership development expenses, increased approximately \$397,447, or 12.0%, due to an increase in positions as well to the reallocation of expenses.

In fiscal year 2016, operating expenses decreased by \$56,522 primarily due to pension expense. Program services, which consist of programming and production, broadcasting, and public information and promotion expenses, decreased \$191,736, or 2.5%, primarily due to a reallocation of expenses that support cross platform effort in production. Supporting services, which consist of management and general and fundraising and membership development expenses, increased approximately \$135,214, or 4.3%, primarily due to the reallocation of expenses as well.

***Nonoperating revenues*** – In fiscal year 2017, nonoperating revenue increased approximately \$874,055, or 7.3%. The general appropriation from the University decreased approximately \$216,683, or 11.3%, primarily due to the fourth year of five of the University reductions. Donated facilities and administrative support (indirect administrative support) provided by the University decreased by \$255,172, or 14.6%, which is the result of a change in the calculation of station direct expenses to match the base of the licensee. The value is calculated using the Corporation for Public Broadcasting's (CPB) Other Sponsored Activities Method. CPB grants increased by \$85,673, or 5.6%. Subscription and membership revenue increased by \$369,554, or 11.6%, which is primarily due to continued growth of the sustainer giving campaign and successful pledge drives. Business and underwriting revenue decreased \$2,891, or .22%, primarily due to a slight decrease in underwriting contracts. Other gifts and nonoperating revenues increased by approximately \$893,574 or 38.0%, which is mainly due to several large bequests.

In fiscal year 2016, nonoperating revenue decreased approximately \$817,695, or 6.4%. The general appropriation from the University decreased approximately \$583,341, or 23.4%, primarily due to the third year of five of the University reductions. Donated facilities and administrative support (indirect administrative support) provided by the University decreased by \$18,304, or 1.0%, which is the result of a decrease in direct costs. The value is calculated using the Corporation for Public Broadcasting's (CPB) Other Sponsored Activities Method. CPB grants decreased by \$9,038, or .59%. Subscription and membership revenue increased by \$176,331, or 5.9%, which is primarily due to continued growth of the sustainer giving campaign and successful pledge drives. Business and underwriting revenue increased \$73,457, or 5.9%, primarily due to an increase in underwriting contracts. Other gifts and nonoperating revenues decreased by approximately \$456,800 or 16.3%, which is mainly due to a large estate that was left to an endowment in 2015.

**ARIZONA PUBLIC MEDIA**  
**(A Division of the University of Arizona)**

**MANAGEMENT'S DISCUSSION AND ANALYSIS (CONTINUED)**

**YEARS ENDED JUNE 30, 2017 AND 2016**

***CONDENSED FINANCIAL STATEMENT INFORMATION (CONTINUED)***

***Capital Assets and Debt Analysis***

AZPM had \$1,554,543 and \$1,529,320 in capital assets, net of accumulated depreciation at *June 30, 2017* and 2016. Title to these assets resides with the University, which allocates custody of the assets to AZPM for its operational needs.

AZPM does not separately issue long-term debt and is not currently engaged in any long-term financing transactions.

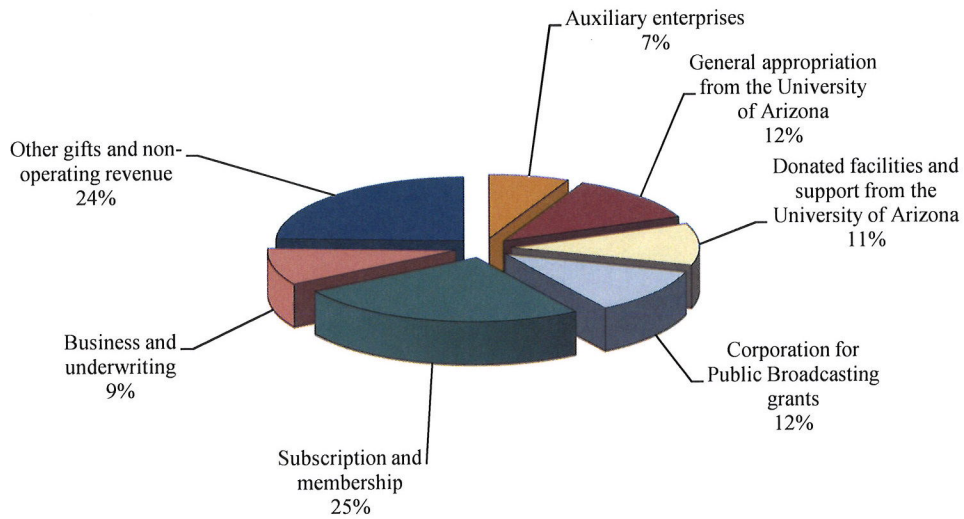
***Contacting AZPM***

This management report is designed to provide a general overview of AZPM's finances and to show AZPM's accountability for the revenue it received. If you have other questions on this report or need additional information, contact the Chief Financial Officer at Arizona Public Media, P.O. Box 210067, Tucson, AZ 85721 or call (520)-621-KUAT.

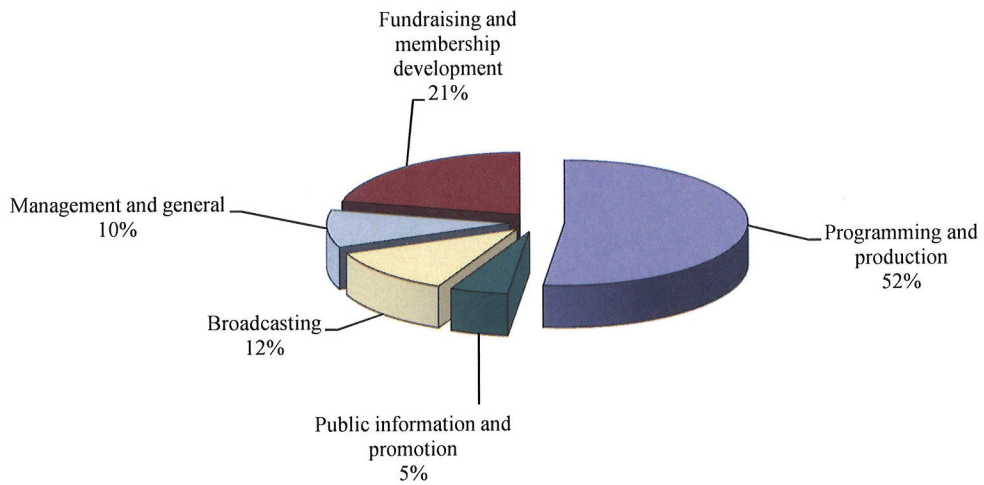
## CONDENSED FINANCIAL STATEMENT INFORMATION (CONTINUED)

The following graphs illustrate the operating and non-operating revenues and expenses for the year ended June 30, 2017.

### Operating and Non-operating Revenues



### Operating and Non-operating Expenses



**ARIZONA PUBLIC MEDIA  
(A Division of the University of Arizona)**

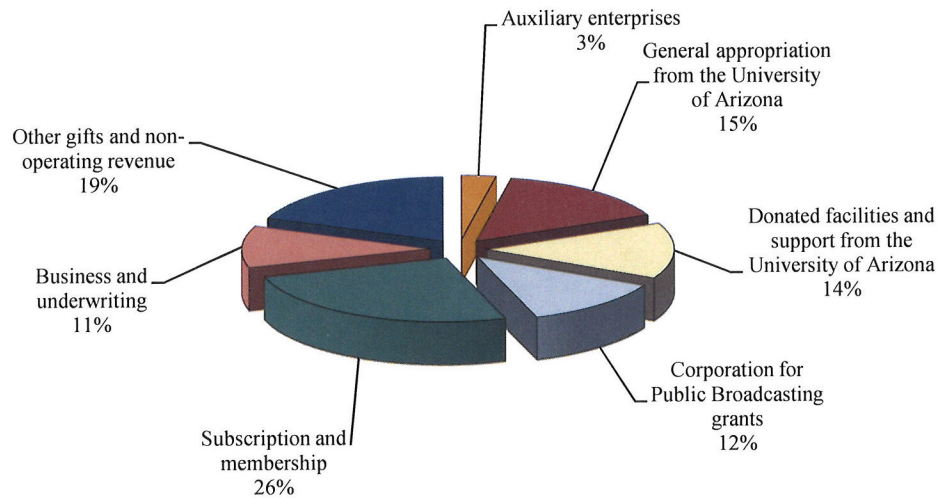
**MANAGEMENT'S DISCUSSION AND ANALYSIS (CONTINUED)**

**YEARS ENDED JUNE 30, 2017 AND 2016**

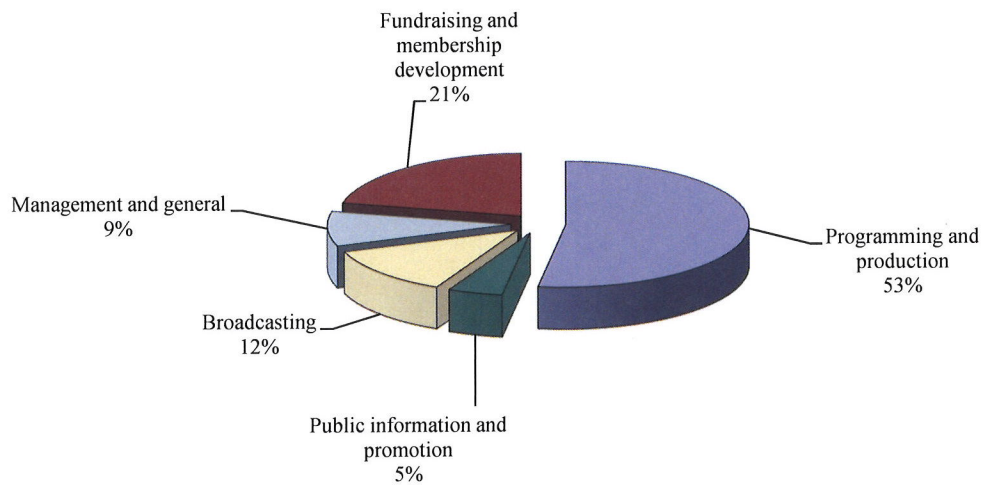
**CONDENSED FINANCIAL STATEMENT INFORMATION (CONTINUED)**

The following graphs illustrate the operating and non-operating revenues and expenses for the year ended June 30, 2016.

**Operating and Nonoperating Revenues**



**Operating and Nonoperating Expenses**



## **Basic Financial Statements**

**ARIZONA PUBLIC MEDIA**  
(A Division of the University of Arizona)

**STATEMENTS OF NET POSITION**

**JUNE 30, 2017 AND 2016**

	2017	2016
<b>ASSETS AND DEFERRED OUTFLOWS OF RESOURCES</b>		
Current assets:		
Cash and cash equivalents	\$ 15,835,525	\$ 13,405,043
Accounts receivable, net	1,200,449	1,179,022
Prepaid expenses	337,106	347,244
Total current assets	17,373,080	14,931,309
Capital assets, net	1,554,543	1,529,320
Endowment investments	3,171,334	3,002,755
Other assets	48,865	67,592
Total assets	22,147,822	19,530,976
Deferred outflows of resources:		
Deferred outflows related to pensions	910,330	483,005
Total assets and deferred outflows of resources	23,058,152	20,013,981
<b>LIABILITIES, DEFERRED INFLOWS OF RESOURCES AND NET POSITION</b>		
Current liabilities:		
Accounts payable	247,470	136,487
Accrued expenses and other liabilities	617,384	573,971
Unearned revenue	111,648	8,995
Current portion of defined contribution plans liability	16,970	13,652
Total current liabilities	993,472	733,105
Defined contribution plans liability, net of current portion	33,561	33,033
Net pension liability	4,920,007	4,599,825
Net OPEB liability	354,463	198,893
Total liabilities	6,301,503	5,564,856
Deferred inflows of resources:		
Deferred inflows related to pensions	663,465	417,271
Total liabilities and deferred inflows of resources	6,964,968	5,982,127
Commitments and contingencies		
Net position:		
Investment in capital assets	1,554,543	1,529,320
Restricted:		
Nonexpendable - endowments	1,718,741	1,608,324
Expendable - station programs/projects	227,814	288,409
Expendable - capital projects	-	20,472
Unrestricted	12,592,086	10,585,329
Total net position	\$ 16,093,184	\$ 14,031,854

See notes to financial statements.

**ARIZONA PUBLIC MEDIA**  
(A Division of the University of Arizona)

**STATEMENTS OF REVENUES, EXPENSES AND CHANGES IN NET POSITION**

**YEARS ENDED JUNE 30, 2017 AND 2016**

	<u>2017</u>	<u>2016</u>
Operating revenues:		
Grants and contracts	\$ 96,637	\$ 36,989
Auxiliary enterprises	<u>875,624</u>	<u>336,335</u>
Total operating revenues	<u>972,261</u>	<u>373,324</u>
Operating expenses:		
Program services:		
Programming and production	6,211,742	5,717,469
Broadcasting	1,427,156	1,352,883
Public information and promotion	617,367	536,273
Support services:		
Management and general	1,164,128	984,759
Fundraising and membership development	<u>2,549,056</u>	<u>2,330,978</u>
Total operating expenses	<u>11,969,449</u>	<u>10,922,362</u>
Operating loss	<u>(10,997,188)</u>	<u>(10,549,038)</u>
Nonoperating revenues (losses):		
General appropriation from U of A	1,697,662	1,914,345
Donated facilities and administrative support from U of A	1,492,333	1,747,505
Corporation for Public Broadcasting grants	1,614,376	1,528,703
Subscription and membership income	3,548,435	3,178,881
Business and underwriting	1,313,152	1,316,043
Legacies and bequests	2,504,170	1,639,939
Other gifts and contributions	45,023	259,261
Investment income (loss), net	266,028	(110,296)
Other nonoperating revenues	<u>429,475</u>	<u>562,218</u>
Nonoperating revenues (losses)	<u>12,910,654</u>	<u>12,036,599</u>
Increase in net position before capital additions	1,913,466	1,487,561
Capital grants, gifts and conveyances	<u>147,864</u>	<u>380,427</u>
Increase in net position	2,061,330	1,867,988
Net position, beginning of year	<u>14,031,854</u>	<u>12,163,866</u>
Net position, end of year	<u>\$ 16,093,184</u>	<u>\$ 14,031,854</u>

See notes to financial statements.

**ARIZONA PUBLIC MEDIA**  
**(A Division of the University of Arizona)**

**STATEMENTS OF CASH FLOWS**

**YEARS ENDED JUNE 30, 2017 AND 2016**

	<u>2017</u>	<u>2016</u>
Cash flows from operating activities:		
Grants and contracts receipts	\$ 96,637	\$ 36,989
Auxiliary enterprise receipts	857,203	333,772
Payments for salaries, wages and benefits	(5,366,583)	(5,065,783)
Payments to suppliers	<u>(4,117,852)</u>	<u>(4,070,218)</u>
Net cash used in operating activities	<u>(8,530,595)</u>	<u>(8,765,240)</u>
Cash flows from noncapital financing activities:		
General appropriations from the U of A	1,697,662	1,914,345
Corporation for Public Broadcasting grants	1,614,376	1,528,703
Gifts and grants for other than capital purposes	<u>7,794,927</u>	<u>6,510,122</u>
Net cash provided by noncapital financing activities	<u>11,106,965</u>	<u>9,953,170</u>
Cash flows from capital financing activities:		
Capital grants and gifts received	147,864	380,427
Purchases of capital assets	<u>(433,523)</u>	<u>(381,741)</u>
Net cash used in capital financing activities	<u>(285,659)</u>	<u>(1,314)</u>
Cash flows from investing activities:		
Interest and dividends on investments	<u>139,771</u>	<u>121,731</u>
Net cash provided by investing activities	<u>139,771</u>	<u>121,731</u>
Net increase in cash and cash equivalents	2,430,482	1,308,347
Cash and cash equivalents, beginning	<u>13,405,043</u>	<u>12,096,696</u>
Cash and cash equivalents, ending	<u>\$ 15,835,525</u>	<u>\$ 13,405,043</u>

See notes to financial statements.



**ARIZONA PUBLIC MEDIA**  
**(A Division of the University of Arizona)**

**STATEMENTS OF CASH FLOWS (CONTINUED)**

**YEARS ENDED JUNE 30, 2017 AND 2016**

	2017	2016
Reconciliation of operating loss to net cash used in operating activities:		
Operating loss	<u>\$ (10,997,188)</u>	<u>\$ (10,549,038)</u>
Adjustments to reconcile operating loss to net cash used in operating activities:		
Depreciation	408,300	437,338
Donated facilities and administrative support	1,492,333	1,747,505
Changes in operating assets and liabilities:		
Accounts receivable	(18,421)	(2,563)
Prepaid expenses	28,865	(221,127)
Accounts payable	110,983	(7,099)
Accrued expenses and other liabilities	43,413	61,817
Net defined contribution plans liability	3,846	25,953
Unearned revenue	102,653	-
Net pension liability and related changes in deferred outflows and inflows of resources	139,051	(456,919)
Net OPEB liability	<u>155,570</u>	<u>198,893</u>
Total adjustments	<u>2,466,593</u>	<u>1,783,798</u>
Net cash used in operating activities	<u>\$ (8,530,595)</u>	<u>\$ (8,765,240)</u>
Supplemental noncash transactions:		
Unrealized net gains (losses) in fair value of investments:		
Quasi-endowments	\$ 58,162	\$ (116,634)
Endowments	68,095	(115,066)

See notes to financial statements.

**ARIZONA PUBLIC MEDIA**  
**(A Division to the University of Arizona)**

**NOTES TO FINANCIAL STATEMENTS**

**YEARS ENDED JUNE 30, 2017 AND 2016**

1. Description of organization and summary of significant accounting policies:

Description of business:

The accounting policies of Arizona Public Media (AZPM or the Organization) conform to accounting principles generally accepted in the United States of America (GAAP) applicable to governmental colleges and universities engaged in business-type activities as promulgated by the Governmental Accounting Standards Board (GASB) and the Financial Reporting Guidelines published by the Corporation for Public Broadcasting (CPB), unless those pronouncements conflict with GASB pronouncements.

Reporting entity:

Arizona Public Media is a division of the University of Arizona (the University or U of A), which functions as a public communications entity. KUAT-TV, KUAT-FM and KUAZ/KUAZ-FM (the Stations) are licensed by the Federal Communication Commission (FCC) as noncommercial, educational broadcasting stations. For financial statement purposes, KUAT-TV includes KUAT-TV, KUAS-TV, KUAT-DT, and KUAS-DT, and also provides a production and distribution service, which operates an Education Broadband Service (EBS) and a Multipoint Distribution System (MDS) in conjunction with satellite, microwave and Internet services to provide instructional programming services.

The financial statements include all funds directly controlled by Arizona Public Media. Fiscal responsibility remains with the University.

Basis of accounting:

The basis of accounting relates to the timing of the measurements made and determines when revenues and expenses are recognized in the accounts and reported in the financial statements. The financial statements of AZPM are reported using the economic resources measurement focus and are presented on the accrual basis of accounting. Revenues are recognized when earned and expenses are recognized when a liability is incurred, regardless of the timing of the related cash flows. All interdepartmental activity is eliminated.

Estimates:

The preparation of financial statements in conformity with GAAP requires management to make estimates and assumptions that affect the reported amounts of assets and liabilities and disclosure of contingent assets and liabilities at the date of the financial statements and the reported amounts of revenues and expenses during the reporting period. Actual results could differ from those estimates.

Financial statement presentation:

The financial statements include Statements of Net Position, Statements of Revenues, Expenses and Changes in Net Position and Statements of Cash Flows.

**ARIZONA PUBLIC MEDIA**  
**(A Division of the University of Arizona)**

**NOTES TO FINANCIAL STATEMENTS (CONTINUED)**

**YEARS ENDED JUNE 30, 2017 AND 2016**

1. Description of organization and summary of significant accounting policies (continued):

Financial statement presentation (continued):

The Statements of Net Position provide information about the assets, deferred outflows of resources, liabilities, deferred inflows of resources and net position at the end of the year. Assets and liabilities are classified as either current or noncurrent. Deferred outflows/inflows of resources are resources that will be consumed or acquired in a future reporting period. Net position is classified according to external restrictions or availability of assets to satisfy obligations. Investment in capital assets represents the cost of capital assets, net of accumulated depreciation. Nonexpendable restricted net position represents gifts received for endowment purposes, the corpus of which may not be expended. Expendable restricted net position represent grants, contracts, gifts and other resources that have been externally restricted for specific purposes. Unrestricted net position includes the remaining amounts of net position, including those that have been designated by management to be used for other than general operating purposes.

The Statements of Revenues, Expenses and Changes in Net Position provide information about AZPM's financial activities during the year. Revenues and expenses are classified as either operating or nonoperating and all changes in net position are reported, including capital contributions and additions to endowments. Generally, revenues generated by AZPM for services are considered to be operating revenues. Other revenues, such as University appropriations and gifts, are not considered generated from operations and are reported as nonoperating revenues. Operating expenses include the gain (loss) on disposal of capital assets.

The Statements of Cash Flows provide information about AZPM's sources and uses of cash and cash equivalents during the year. Increases and decreases in cash and cash equivalents are classified as operating, noncapital financing, capital financing or investing activities.

Cash and cash equivalents:

The Organization's cash and cash equivalents are held by the University and by the University of Arizona Foundation (Foundation).

Funds held by the University of Arizona:

The University acts as a collection and disbursement agent on behalf of AZPM. Funds held by the University represent the excess of cash collected over cash disbursed and are due on demand. Therefore, these amounts are considered cash and cash equivalents for purposes of reporting cash flows.

**ARIZONA PUBLIC MEDIA**  
**(A Division of the University of Arizona)**

**NOTES TO FINANCIAL STATEMENTS (CONTINUED)**

**YEARS ENDED JUNE 30, 2017 AND 2016**

1. Description of organization and summary of significant accounting policies (continued):

Funds held by the University of Arizona (continued):

Under Arizona state law and Board of Regents' policies, the University may invest its pooled operating funds in collateralized time certificates of deposit and repurchase agreements with commercial banks, United States treasury securities and other federal agency securities or in the government investment pool administered by the State Treasurer's office. Arizona Revised Statutes requires collateral for deposits at 102 percent of all deposits of the University not covered by federal deposit insurance.

Funds held by the University of Arizona Foundation:

Amounts on deposit with the Foundation are cash collected and invested for AZPM by the Foundation. The balance is due to AZPM on demand. Therefore, these amounts are considered cash and cash equivalents for purposes of reporting cash flows.

The Foundation invests such funds in a combination of fixed income securities, government obligations, treasury obligations, cash and cash equivalents, and other federal agency obligations in order to achieve a diversified portfolio.

Fair value measurements:

Fair value is defined as the price to sell an asset or transfer a liability between market participants in an orderly exchange in the principal or most advantageous market for that asset or liability. Mutual funds are valued at quoted market prices. The fair value for the commingled funds and qualifying alternative investments is determined based on the investment's net asset value as a practical expedient. Considerable judgment is required in interpreting market data used to develop the estimates of fair value. Accordingly, the estimates presented in the financial statements are not necessarily indicative of the amounts that could be realized in a current market exchange. The use of different market assumptions and estimation methodologies may have a material effect on the estimated fair value.

Accounts receivable:

Accounts receivable consist primarily of pledge receivables and are recognized as revenues in the period the promise is received. Conditional promises to give are recognized when the conditions on which they depend on are substantially met. Unconditional promises to give are recorded at net realizable value.

The carrying amount of accounts receivable is reduced by a valuation allowance that reflects management's best estimate of amounts that will not be collected. The allowance for doubtful accounts is based on management's assessment of the collectibility of specific doubtful accounts and the aging of accounts receivable. Receivables are written off when deemed uncollectible. The Organization has recorded allowances for doubtful accounts of \$172,000 and \$131,000 at June 30, 2017 and 2016.

**ARIZONA PUBLIC MEDIA**  
**(A Division of the University of Arizona)**

**NOTES TO FINANCIAL STATEMENTS (CONTINUED)**

**YEARS ENDED JUNE 30, 2017 AND 2016**

1. Description of organization and summary of significant accounting policies (continued):

Endowment investments:

Endowment assets have been donated to AZPM and are permanently restricted by the donor. Endowment assets are held and invested by the University and Foundation in an external investment pool at June 30, 2017 and 2016. At June 30, 2017 and 2016, the external investment pool invests in a variety of asset classes, including common stocks, fixed income, foreign investments, private equity and hedge funds. At June 30, 2017 and 2016, the weighted average maturity of investments was approximately four years. The investment pools are not rated.

Investments are carried at fair value and realized and unrealized gains and losses are reflected as nonoperating revenues and expenses in the Statements of Revenues, Expenses and Changes in Net Position.

The following is the spending policy for investments held at the University: Arizona State law permits the University to expend the entire net appreciation of endowment fund investments. The Foundation's Investments Committee is responsible for oversight of the Pool. For fiscal year 2017, the expendable rate was established at 4% of the three-year average market value ended December 31, 2015.

The following is the spending policy for investments held at the Foundation: The Foundation's policy is to payout a percentage of the average fair value of the corpus of an endowment at the calendar year-end of the three previous years. When determining the payout rate for endowment funds, the Investment Committee considers actual return on the investments, current payout rate, payout rates established by other university endowments and general economic conditions. For fiscal year 2017, the payout rate was established at 4%.

Capital assets, net:

Capital assets, which include transmission, antenna, tower, studio, equipment and furniture, fixtures and equipment are reported in the financial statements. Capital assets are defined as assets with an initial, individual cost of \$5,000 or more and an estimated useful life in excess of one year. Such assets are recorded at historical cost or estimated historical cost, if actual cost is not available. Donated capital assets are recorded at estimated fair market value at the date of donation.

The costs of normal maintenance and repairs that do not add to the value of the asset or materially extend assets lives are not capitalized. Major outlays for capital assets and improvements are capitalized as projects are constructed.

Capital assets are depreciated using the straight-line method over the following estimated useful lives:

Transmission, antenna and tower	15 years
Studio, equipment and furniture, fixtures and equipment (FF&E)	5 - 7 years

**ARIZONA PUBLIC MEDIA**  
**(A Division of the University of Arizona)**

**NOTES TO FINANCIAL STATEMENTS (CONTINUED)**

**YEARS ENDED JUNE 30, 2017 AND 2016**

1. Description of organization and summary of significant accounting policies (continued):

Capital assets, net (continued):

Estimated useful lives of assets outside of the above classes are based on their estimated useful lives. Interest is capitalized in connection with the construction of major facilities. Capitalized interest is recorded as part of the asset to which it relates and is amortized over the asset's estimated useful life.

Compensated absences:

Compensated absences and compensatory time is earned at rates dependent on the length of employment and can be accumulated to a specified maximum number of days. Accordingly, these benefits are accrued as a liability in the financial statements for the maximum number of days. Upon termination or retirement, a set number of accrued vacation and compensatory hours will be paid to employees.

Deferred outflows and inflows of resources:

The Statements of Net Position includes separate sections for deferred outflows of resources and deferred inflows of resources. Deferred outflows of resources represent a consumption of net position that applies to future periods that will be recognized as an expense in future periods. Deferred inflows of resources represent an acquisition of net position that applies to future periods and will be recognized as a revenue in future periods.

Pensions:

For purposes of measuring the net pension liability, deferred outflows of resources and deferred inflows of resources related to pensions, and pension expense, information about the pension plan's fiduciary net position and additions to/deductions from the plan's fiduciary net position have been determined on the same basis as they are reported by the plans. For this purpose, benefit payments (including refunds of employee contributions) are recognized when due and payable in accordance with the benefit terms. The plan's investments are reported at fair value.

Revenues and support recognition:

Federal grants, contracts and appropriations and nongovernmental grants and contracts are accounted for as exchange transactions and are recorded as operating revenue when earned. Advances in excess of costs incurred under grants and contracts are deferred and recognized as revenue when the related expense is incurred.

Auxiliary enterprise revenue results mainly from the sale of production services, lease of broadcast rights and video sales of programming. In addition, AZPM leases certain excess capacity EBS and MDS frequencies and other spectrum to third-parties. All such revenue is reported as operating revenue when services have been provided or products have been shipped.

As a division of the University of Arizona, AZPM receives an annual appropriation from the University. The appropriation is reported as nonoperating revenue in the year appropriated.

**ARIZONA PUBLIC MEDIA**  
**(A Division of the University of Arizona)**

**NOTES TO FINANCIAL STATEMENTS (CONTINUED)**

**YEARS ENDED JUNE 30, 2017 AND 2016**

1. Description of organization and summary of significant accounting policies (continued):

Revenues and support recognition (continued):

Subscription and membership income are considered unconditional promises to give and are reported as unrestricted nonoperating revenue in the period the pledge is made. An allowance is made for uncollectible accounts.

Revenue related to program underwriting is recognized as unrestricted nonoperating revenue in the period the agreement is executed.

Other gifts received for the purpose of supporting programming costs are recognized as nonoperating revenue in the period the promise to give is made. CPB funding is contingent on certain performance factors and, as a result, is recognized as unrestricted nonoperating revenue in the year received. Other gifts are considered to be unrestricted unless specifically restricted by the donor. AZPM records donor-restricted gifts that have not been expended in the current year as restricted net position.

Indirect administrative support from the University consists of allocated institutional support incurred by various other divisions of the University for which AZPM receives benefits. The fair value of this support is recognized in the Statements of Revenues, Expenses and Changes in Net Position as donated facilities and administrative support from the U of A and also as an expense. For the year ended June 30, 2017 and 2016, indirect support was calculated using the University's indirect rate modified to exclude certain cost components that do not benefit AZPM.

Functional allocation of expenses:

Expenses that can be identified with a specific program of supporting service are charged directly to the program according to their natural expense classification. Costs incurred that share a common purpose are allocated based on total personnel costs or other systematic bases.

Income taxes:

The University is tax exempt as an instrumentality of the State of Arizona and exempt from federal income tax when engaging in activities related to the exempt purpose of state colleges and universities to include: research and discovery, teaching and learning, outreach and public service, and fostering national or international amateur sports competition. However, the University is not exempt from income tax imposed on activities which are substantially unrelated to those exempt purposes. Management is not aware of any activities conducted by AZPM that are subject to unrelated business income tax. Accordingly, no provision is made for income taxes in the accompanying financial statements.

**ARIZONA PUBLIC MEDIA**  
**(A Division of the University of Arizona)**

**NOTES TO FINANCIAL STATEMENTS (CONTINUED)**

**YEARS ENDED JUNE 30, 2017 AND 2016**

1. Description of organization and summary of significant accounting policies (continued):

Subsequent events:

The Organization's management has evaluated the events that have occurred subsequent to June 30, 2017 through December 20, 2017, the date that the financial statements were available to be issued. Management has no responsibility to update these financial statements for events and circumstances occurring after this date.

2. Cash and cash equivalents and endowment investments:

The Organization's cash and cash equivalents and investments consist of the following at June 30, 2017 and 2016:

	<u>2017</u>	<u>2016</u>
Cash and cash equivalents		
Held by the University of Arizona	\$ 11,213,055	\$ 9,920,485
Held by the University of Arizona Foundation	<u>4,622,470</u>	<u>3,484,558</u>
	<u>\$ 15,835,525</u>	<u>\$ 13,405,043</u>
Endowment investments:		
Endowment held by the University of Arizona	\$ 1,543,609	\$ 1,481,803
Endowment held by the University of Arizona Foundation	<u>1,627,725</u>	<u>1,520,952</u>
	<u>\$ 3,171,334</u>	<u>\$ 3,002,755</u>

AZPM's cash and investments held with the Foundation represent a portion of the Foundation's investment pool portfolio; however, AZPM's portion is not identified with specific investments. The University of Arizona Foundation's pool invests in U.S. Treasury, U.S. agencies, mutual funds, certificates of deposit, and corporate bonds and equities. A summary of the University's risk policies for deposits and investments follows:

Interest rate risk:

The University does not have a formal policy for interest rate risk.

Custodial credit risk deposits:

In the case of deposits, this is the risk that in the event of bank failure, AZPM's deposits may not be returned. University policy for its operating funds requires all repurchase agreements to be collateralized with government debt securities or cash balances held in the comptroller's demand account. Beyond this requirement and those established by Statue or the Board, the University does not have a policy that specifically addresses custodial risk.



**ARIZONA PUBLIC MEDIA**  
**(A Division of the University of Arizona)**

**NOTES TO FINANCIAL STATEMENTS (CONTINUED)**

**YEARS ENDED JUNE 30, 2017 AND 2016**

2. Cash and cash equivalents and endowment investments (continued):

Credit risk:

With regard to credit risk, University policy restricts investment of the operating funds to certificates of deposit and collateralized repurchase agreements, United States Treasury securities, federal agency securities, investment grade corporate bonds or the government investment pool administered by the State Treasurer's Office. When investing operating funds, University policy requires corporate bonds and notes to be of investment grade quality, rated Baa or higher by Moody's Investors Service, at the time of purchase.

The University does not have a formal policy that specifically addresses credit risk over endowment funds. AZPM endowment funds are held in the Foundation's Endowment Pool, which is not rated. The Foundation's Investment Committee manages the credit risk of the Pool's investments.

Concentration of credit risk:

Other than U. S. Treasury securities and other federal agency securities, which can represent greater than 5% of total investments, University policy limits investment in a single issuer to 5% or less of the fair value of the total portfolio. Except for U. S. Treasury securities, the University does not have an investment in any single issuer that exceeds 5% of the overall portfolio.

3. Fair value measurements:

The Organization measures and categorizes its investments using fair value measurement guidelines established by generally accepted accounting principles. These guidelines establish a three-tier hierarchy of inputs to valuation techniques used to measure fair value, as follows:

Level 1 - Inputs are unadjusted quoted prices for identical assets or liabilities in active markets that the Organization has the ability to access.

Level 2 - Inputs, other than quoted market prices included within Level 1, are observable, either directly or indirectly.

Level 3 - Inputs are unobservable and significant to the fair value measurement.

Other investments at fair value - Investments for which fair value is measured using the practical expedient, net asset value per share (or its equivalent). Due to the inherent uncertainty of these estimates, these values may differ materially from the values that would have been used had a ready market for these investments existed. Investments that are included in this category generally include private fund investment structures and limited party interest, without quoted prices.

**ARIZONA PUBLIC MEDIA**  
**(A Division of the University of Arizona)**

**NOTES TO FINANCIAL STATEMENTS (CONTINUED)**

**YEARS ENDED JUNE 30, 2017 AND 2016**

3. Fair value measurements (continued):

At June 30, 2017, the fair value of assets measured on a recurring basis is as follows:

	<u>Fair value</u>	<u>Other investments at fair value</u>	<u>Level 1</u>	<u>Level 2</u>	<u>Level 3</u>
External investment pools:					
Endowment held by University of Arizona	\$ 1,543,609	\$ 1,543,609	\$ -	-	-
Endowment held by the University of Arizona Foundation	<u>1,627,725</u>	<u>1,627,725</u>	<u>-</u>	<u>-</u>	<u>-</u>
	<u>\$ 3,171,334</u>	<u>\$ 3,171,334</u>	<u>\$ -</u>	<u>\$ -</u>	<u>\$ -</u>

At June 30, 2016, the fair value of assets measured on a recurring basis is as follows:

	<u>Fair value</u>	<u>Other investments at fair value</u>	<u>Level 1</u>	<u>Level 2</u>	<u>Level 3</u>
External investment pools:					
Endowment held by University of Arizona	\$ 1,481,803	\$ 1,481,803	\$ -	-	-
Endowment held by the University of Arizona Foundation	<u>1,520,952</u>	<u>1,520,952</u>	<u>-</u>	<u>-</u>	<u>-</u>
	<u>\$ 3,002,755</u>	<u>\$ 3,002,755</u>	<u>\$ -</u>	<u>\$ -</u>	<u>\$ -</u>

The fair value of a participant's portion in the University of Arizona and University of Arizona Foundation's investment pools approximates the value of that participant's pool shares and the participant's shares are not identified with specific investments. The investment pool is not registered with the Securities and Exchange Commission as an investment company and there is no regulatory oversight of its operations. There are no unfunded commitments or redemption restrictions related to these investments.

The University of Arizona and University of Arizona Foundation's investment pool invests primarily in U.S. Treasury, U.S. agencies, mutual funds, certificates of deposit, and corporate bonds and equities.

**ARIZONA PUBLIC MEDIA**  
(A Division of the University of Arizona)

**NOTES TO FINANCIAL STATEMENTS (CONTINUED)**

**YEARS ENDED JUNE 30, 2017 AND 2016**

4. Accounts receivable, net:

	KUAT-TV	KUAT-FM	KUAZ	June 30, 2017 Total	June 30, 2016 Total
Subscription and membership	\$ 532,393	\$ 89,062	\$ 210,405	\$ 831,860	\$ 754,175
Underwriting and business	125,945	27,058	357,251	510,254	545,934
Auxiliary enterprises	<u>27,623</u>	<u>1,346</u>	<u>1,366</u>	<u>30,335</u>	<u>9,913</u>
	685,961	117,466	569,022	1,372,449	1,310,022
Less allowance for doubtful accounts	<u>106,360</u>	<u>16,460</u>	<u>49,180</u>	<u>172,000</u>	<u>131,000</u>
	<u>\$ 579,601</u>	<u>\$ 101,006</u>	<u>\$ 519,842</u>	<u>\$ 1,200,449</u>	<u>\$ 1,179,022</u>

5. Capital assets, net:

	June 30, 2016	Additions	Retirements	June 30, 2017
Transmission, antenna and tower	\$ 2,777,595	\$ -	\$ -	\$ 2,777,595
Studio, equipment, FF&E	<u>6,576,496</u>	<u>433,523</u>	<u>(60,190)</u>	<u>6,949,829</u>
Total depreciable capital assets	<u>9,354,091</u>	<u>433,523</u>	<u>(60,190)</u>	<u>9,727,424</u>
Less accumulated depreciation:				
Transmission, antenna and tower	2,338,266	169,144	-	2,507,410
Studio, equipment, FF&E	<u>5,486,505</u>	<u>239,156</u>	<u>(60,190)</u>	<u>5,665,471</u>
Total accumulated depreciation	<u>7,824,771</u>	<u>408,300</u>	<u>(60,190)</u>	<u>8,172,881</u>
Capital assets, net	<u>\$ 1,529,320</u>	<u>\$ 25,223</u>	<u>\$ -</u>	<u>\$ 1,554,543</u>
	June 30, 2015	Additions	Retirements	June 30, 2016
Transmission, antenna and tower	\$ 2,709,159	\$ 68,436	\$ -	\$ 2,777,595
Studio, equipment, FF&E	<u>6,308,371</u>	<u>313,305</u>	<u>(45,180)</u>	<u>6,576,496</u>
Total depreciable capital assets	<u>9,017,530</u>	<u>381,741</u>	<u>(45,180)</u>	<u>9,354,091</u>
Less accumulated depreciation				
Transmission, antenna and tower	2,169,694	168,572	-	2,338,266
Studio, equipment, FF&E	<u>5,262,919</u>	<u>268,766</u>	<u>(45,180)</u>	<u>5,486,505</u>
Total accumulated depreciation	<u>7,432,613</u>	<u>437,338</u>	<u>(45,180)</u>	<u>7,824,771</u>
Capital assets, net	<u>\$ 1,584,917</u>	<u>\$ (55,597)</u>	<u>\$ -</u>	<u>\$ 1,529,320</u>

**ARIZONA PUBLIC MEDIA**  
**(A Division of the University of Arizona)**

**NOTES TO FINANCIAL STATEMENTS (CONTINUED)**

**YEARS ENDED JUNE 30, 2017 AND 2016**

5. Capital assets (continued):

Depreciation expense totaled \$408,300 and \$437,338 for the years ended June 30, 2017 and 2016 and has been included in program services. AZPM has purchased transmission and studio assets with grants from the Public Telecommunications Facilities Program (PTFP) with an original cost of \$3,429,665 and with a net book value of \$0 and \$86,506 at June 30, 2017 and 2016. PTFP funded assets are subject to a 10-year lien from the date of project completion. The PTFP has the ability to seize the assets if not used in accordance with the grant agreement.

6. Restrictions on net position:

AZPM receives grants and funding from various sources to be used for operations, production and promotion of certain activities. A summary of the nonexpendable and expendable restricted net position as of June 30, 2017 and 2016 is as follows:

	KUAT-TV	KUAT-FM	KUAZ	June 30, 2017 Total	June 30, 2016 Total
Nonexpendable endowments:					
Radio Production - NEA Challenge	\$ -	\$ 251,763	\$ 251,763	\$ 503,526	\$ 483,364
Bashevdir Endowment	8,581	-	-	8,581	7,907
Gordon Endowment	25,796	-	-	25,796	24,763
Shandell Endowment	818,025	-	-	818,025	785,271
Raney Endowment	134,524	67,261	67,261	269,046	235,694
Hildebrand Endowment	-	83,316	-	83,316	61,293
Schmidt Endowment	5,225	2,613	2,613	10,451	10,032
	<u>992,151</u>	<u>404,953</u>	<u>321,637</u>	<u>1,718,741</u>	<u>1,608,324</u>
Expendable - station programs/projects:					
Mental Health Reporter	67,176	-	-	67,176	100,347
Ready to learn support	-	-	-	-	128,568
Local production	98,508	-	-	98,508	-
Great Voices Radio Series support	-	9,323	-	9,323	9,323
Program acquisition/production	5,000	5,678	5,678	16,356	13,720
Operational support excluding administrative costs	36,451	-	-	36,451	36,451
	207,135	15,001	5,678	227,814	288,409
Capital projects	-	-	-	-	20,472
	<u>\$ 1,199,286</u>	<u>\$ 419,954</u>	<u>\$ 327,315</u>	<u>\$ 1,946,555</u>	<u>\$ 1,917,205</u>

**ARIZONA PUBLIC MEDIA**  
**(A Division of the University of Arizona)**

**NOTES TO FINANCIAL STATEMENTS (CONTINUED)**

**YEARS ENDED JUNE 30, 2017 AND 2016**

7. Investment income (loss), net:

A summary of investment income (loss) by station at June 30 is as follows:

	<u>KUAT-TV</u>	<u>KUAT-FM</u>	<u>KUAZ</u>	<u>June 30, 2017 Total</u>	<u>June 30, 2016 Total</u>
Interest and dividends	\$ 91,271	\$ 30,398	\$ 18,102	\$ 139,771	\$ 121,404
Net unrealized gain (loss)	<u>79,866</u>	<u>29,917</u>	<u>16,474</u>	<u>126,257</u>	<u>(231,700)</u>
	<u>\$ 171,137</u>	<u>\$ 60,315</u>	<u>\$ 34,576</u>	<u>\$ 266,028</u>	<u>\$ (110,296)</u>

8. Related party transactions:

AZPM receives a portion of its revenues and support from the University in the form of a general appropriation for operation purposes totaling \$1,697,662 and \$1,914,345 for the years ended June 30, 2017 and 2016.

AZPM has been advised by the University that its general appropriation will be reduced by \$2,000,000 to be phased in evenly over 5 fiscal years. The reduction commenced on July 1, 2014.

AZPM receives administrative support from the University in the form of legal and accounting services, use of facilities, repairs and maintenance, and other administrative support. In addition, facilities not directly related to AZPM stations are owned by the University and used by AZPM. The indirect support value is calculated based on the Other Sponsored Activities Method developed by the Corporation for Public Broadcasting. The indirect support, recorded in nonoperating revenues, totaled \$1,492,333 and \$1,747,505 for the years ended June 30, 2017 and 2016.

9. Contingencies:

AZPM is subject to audit by its funding agencies. Contingent liabilities to funding agencies, if any, have not been determined at June 30, 2017 and 2016. AZPM's management believes that no such liabilities exist at June 30, 2017 and 2016.

10. Retirement plans:

As part of the University, AZPM participates in one cost-sharing, multiple-employer defined benefit pension plan and two defined contribution pension plans.

**ARIZONA PUBLIC MEDIA  
(A Division of the University of Arizona)**

**NOTES TO FINANCIAL STATEMENTS (CONTINUED)**

**YEARS ENDED JUNE 30, 2017 AND 2016**

10. Retirement plans (continued):

Defined benefit plan:

The Arizona State Retirement System (ASRS) administers a cost-sharing multiple-employer defined benefit pension plan. Full benefit eligible Classified Staff are required, and full benefit eligible AZPM professionals have the option to participate in the ASRS defined benefit plan. The Arizona State Retirement System Board governs the ASRS according to the provisions of A.R.S. Title 38, Chapter 5, Article 2. ASRS is a component unit of the State of Arizona. The ASRS issues a publicly available financial report that includes its financial statements and required supplementary information. That report may be obtained by visiting [www.azasrs.gov](http://www.azasrs.gov).

Benefits provided - The ASRS provides retirement and survivor benefits. State statute establishes benefits terms. Retirement benefits are calculated on the basis of age, average monthly compensation, and service credit as follows:

	Initial membership date:	
	Before July 1, 2011	On or after July 1, 2011
Years of service and age required to receive benefit	Sum of years and age equals 80 10 years age 62 5 years age 50* any years age 65	30 years age 55 25 years age 60 10 years age 62 5 years age 50* any years age 65
Final average salary is based on	Highest 36 consecutive months of last 120 months	Highest 60 consecutive months of last 120 months
Benefit percent per year of service	2.1% to 2.3%	2.1% to 2.3%
*with actuarially reduced benefits		

Retirement benefits for members, who joined the ASRS prior to September 13, 2013, are subject to automatic cost-of-living adjustments based on excess investment earning. Members with a membership date on or after September 13, 2013 are not eligible for cost-of-living adjustments. Survivor benefits are payable upon a member's death. For retired members, the survivor benefit is determined by the retirement benefit option chosen. For all other members, the beneficiary is entitled to the member's account balance that includes the member's contributions and employer's contributions, plus interest earned.

**ARIZONA PUBLIC MEDIA**  
**(A Division of the University of Arizona)**

**NOTES TO FINANCIAL STATEMENTS (CONTINUED)**

**YEARS ENDED JUNE 30, 2017 AND 2016**

10. Retirement plans (continued):

Defined benefit plan (continued):

Contributions - In accordance with state statutes, annual actuarial valuations determine active member and employer contribution requirements. The combined active member and employer contribution rates are expected to finance the costs of benefits employees earn during the year, with an additional amount to finance any unfunded accrued liability.

For the years ended June 30, 2017 and 2016, active ASRS members were required by statute to contribute at the following actuarially determined rates on members' annual covered payroll:

	2017	2016
Employee contribution rate	11.34 %	11.35 %
Employer contribution rate	10.78 %	10.85 %

In addition, the University/AZPM was required by statute to contribute for retired members who worked for the University/AZPM in positions that would typically be filled by an employee who contributes to the ASRS. For the years ended June 30, 2017 and 2016, the actuarial determined rates on retired members' annual covered payroll were as follows:

	2017	2016
Employer contribution rate	9.17 %	9.17 %

AZPM's contributions to the pension plan for the year ended June 30, 2017 and 2016 were \$335,382 and \$308,270.

Pension liability - At June 30, 2017 and 2016, AZPM reported a liability of \$4,920,007 and \$4,599,825 for its proportionate share of the ASRS' net pension liability. The 2017 net pension liability was measured as of June 30, 2016. The total pension liability used to calculate the net pension liability was determined using updated procedures to roll forward the total pension liability from an actuarial valuation as of June 30, 2015 to the measurement date of June 30, 2016. AZPM's proportion of the net pension liability was based on AZPM's actual contributions to the plan relative to the total of the University's contributions. The University's contributions for the years measured as of June 30, 2016 and 2015 was 3.85% and 3.91% of the total of all participating employer's contributions (decrease of 0.06%). AZPM's proportion measured as of June 30, 2016 and 2015 was 0.79% and 0.76% of the total University's contribution (increase of 0.03%).

**ARIZONA PUBLIC MEDIA**  
**(A Division of the University of Arizona)**

**NOTES TO FINANCIAL STATEMENTS (CONTINUED)**

**YEARS ENDED JUNE 30, 2017 AND 2016**

10. Retirement plans (continued):

Defined benefit plan (continued):

Pension expense and deferred outflows/inflows of resources - For the years ended June 30, 2017 and 2016, AZPM recognized pension expense for ASRS of \$139,051 and \$(496,925). At June 30, 2017 and 2016, AZPM reported deferred outflows of resources and deferred inflows of resources related to pensions from the following sources:

	June 30, 2017		June 30, 2016	
	Deferred outflows of resources	Deferred inflows of resources	Deferred outflows of resources	Deferred inflows of resources
Differences between expected and actual experience	\$ 29,898	\$ 338,459	\$ 125,518	\$ -
Net difference between projected and actual earnings on pension plan investments	533,163	-	-	417,271
Changes in assumption	-	260,310	-	-
Changes in proportion and differences between employer contributions and proportionate share of contributions	11,887	64,696	49,217	-
Contributions subsequent to the measurement date	335,382	-	308,270	-
	\$ 910,330	\$ 663,465	\$ 483,005	\$ 417,271

The \$335,382 reported as deferred outflows of resources related to ASRS pensions resulting from AZPM's contributions subsequent to the measurement date will be recognized as a reduction of the net pension liability in the year ended June 30, 2018. Other amounts reported as deferred outflows of resources and deferred inflows of resources related to ASRS pensions will be recognized in pension expense as follows:

Years ending <u>June 30,</u>	
2018	\$ (255,261)
2019	(195,606)
2020	212,858
2021	149,492
	\$ (88,517)



**ARIZONA PUBLIC MEDIA**  
**(A Division of the University of Arizona)**

**NOTES TO FINANCIAL STATEMENTS (CONTINUED)**

**YEARS ENDED JUNE 30, 2017 AND 2016**

10. Retirement plans (continued):

Defined benefit plan (continued):

Actuarial assumptions - The significant actuarial assumptions used to measure the total pension liability are as follows:

Actuarial valuation date	June 30, 2015
Actuarial roll forward date	June 30, 2016
Actuarial cost method	Entry age normal
Investment rate of return	8%
Projected salary increases	3% - 6.75%
Inflation	3%
Permanent benefit increase	Included
Mortality rates	1994 GAM Scale BB

Actuarial assumptions used in the June 30, 2015 valuation were based on the results of an actuarial experience study for the 5-year period ended June 30, 2012.

The long-term expected rate of return on ASRS pension plan investments was determined to be 8.75 percent using a building-block method in which best-estimate ranges of expected future real rates of return (expected returns, net of pension plan investment expense and inflation) are developed for each major asset class. These ranges are combined to produce the long-term expected rate of return by weighting the expected future real rates of return by the target asset allocation percentage and by adding expected inflation.

The target allocation and best estimates of arithmetic real rates of return for each major asset class are summarized in the following table:

<u>Asset class</u>	<u>Target allocation</u>	<u>Long-term expected real rate of return</u>
Equity	58 %	6.73 %
Fixed income	25 %	3.70 %
Real estate	10 %	4.25 %
Multi-asset class	5 %	3.41 %
Commodities	2 %	3.84 %
	<u>100 %</u>	

**ARIZONA PUBLIC MEDIA**  
**(A Division of the University of Arizona)**

**NOTES TO FINANCIAL STATEMENTS (CONTINUED)**

**YEARS ENDED JUNE 30, 2017 AND 2016**

10. Retirement plans (continued):

Defined benefit plan (continued):

Discount rate - The discount rate used to measure the ASRS total pension liability was 8 percent, which is less than the long-term expected rate of return of 8.75 percent. The projection of cash flows used to determine the discount rate assumed that contributions from participating employers will be made based on the actuarially determined rates based on the ASRS Board's funding policy, which establishes the contractually required rate under Arizona statute. Based on those assumptions, the pension plan's fiduciary net position was projected to be available to make all projected future benefit payments of current plan members. Therefore, the long-term expected rate of return on pension plan investments was applied to all periods of projected benefit payments to determine the total pension liability.

Sensitivity of the AZPM's proportionate share of the ASRS net pension liability to changes in the discount rate - The following table presents the AZPM's proportionate share of the net pension liability calculated using the discount rate of 8 percent, as well as what AZPM's proportionate share of the net pension liability would be if it were calculated using a discount rate that is 1 percentage point lower (7 percent) or 1 percentage point higher (9 percent) than the current rate:

	1% decrease (7%)	Current discount rate (8%)	1% increase (9%)
AZPM's proportionate share of the net pension liability	<u>\$ 6,273,376</u>	<u>\$ 4,920,007</u>	<u>\$ 3,834,894</u>

Pension plan fiduciary net position - Detailed information about the pension plan's fiduciary net position is available in the separately issued ASRS financial report.

Defined contribution plans:

Plan description - In accordance with ARS §15-1628, University faculty, academic professionals, and administrative officers have the option to participate in defined contribution pension plans. For the year ended June 30, 2017 and 2016, plans offered by the Teachers Insurance Annuity Association/College Retirement Equities Fund (TIAA/CREF) and Fidelity Investments Tax-Exempt Services Company (Fidelity) were approved by the Arizona Board of Regents. Benefits under these plans depend solely on the contributed amounts and the returns earned on investments of those contributions. Contributions made by members vest immediately; University contributions vest after five years of full-time employment. Non-vested contributions held by the University earn interest. Member and University contributions and associated returns earned on investments may be withdrawn upon termination of employment, death or retirement. The distribution of member contributions and associated investment earnings are made in accordance with the member's contract with the applicable insurance and annuity companies.

**ARIZONA PUBLIC MEDIA  
(A Division of the University of Arizona)**

**NOTES TO FINANCIAL STATEMENTS (CONTINUED)**

**YEARS ENDED JUNE 30, 2017 AND 2016**

10. Retirement plans (continued):

Defined contribution plans (continued):

Funding policy - The Arizona State Legislature establishes the contribution rates for active plan members and the University/AZPM. For the years ended June 30, 2017 and 2016, plan members and the University/AZPM were each required by statute to contribute an amount equal to 7 percent of a member's compensation.

Pension liability - At June 30, 2017 and 2016, AZPM reported a liability of \$50,531 and \$46,685 for non-vested defined contributions. If individuals terminate employment prior to vesting, any non-vested University/AZPM contributions are retained by the University/AZPM.

Pension expense - For the years ended June 30, 2017 and 2016, AZPM recognized pension expense for Defined Contribution Plans of \$58,330 and \$54,134. For the years ended June 30, 2017 and 2016, no forfeitures were utilized to reduce AZPM's pension expense.

11. Other post-employment benefits (OPEB):

In addition to the pension benefits described in Note 10, ASRS provides health insurance premium supplemental benefits and disability benefits to retired members, disabled members and eligible dependents through the Health Benefit Supplement Fund (HBS) and the Long-Term Disability Fund (LTD), which are cost-sharing, multiple-employer defined benefit post-employment plans. Title 38, Chapter 5 of the A.R.S. assigns the authority to establish and amend the benefit provisions of the HBS plan and the LTD plan to the Arizona State Legislature. ASRS issues a publicly available financial report that includes the financial information and disclosure requirements for the HBS plan and the LTD plan.

For the year ended June 30, 2017, statute required active ASRS members to contribute at the actuarially determined rate of 0.14 percent of the members' annual covered payroll for long-term disability, and statute required the University to contribute at the actuarially determined rate of the active members' annual covered payroll of 0.56 percent for health insurance premium benefit and 0.14 percent for long-term disability. In addition, the University was required by statute to contribute 0.21 percent for health insurance premium benefit and 0.09 percent for long-term disability based on annual covered payroll of retired members who worked for the University in positions that an employee who contributes to the ASRS would typically fill. The University's OPEB contributions for the current and two preceding years, all of which were equal to the required contributions, were allocated to AZPM as follows:

Years ended <u>June 30</u>	Health Benefit <u>Supplement Fund</u>	Long-term <u>Disability Fund</u>
2017	\$ 16,381	\$ 4,095
2016	\$ 14,072	\$ 3,455
2015	\$ 15,886	\$ 3,304

**ARIZONA PUBLIC MEDIA**  
**(A Division of the University of Arizona)**

**NOTES TO FINANCIAL STATEMENTS (CONTINUED)**

**YEARS ENDED JUNE 30, 2017 AND 2016**

11. Other post-employment benefits (continued):

The Arizona Department of Administration (ADOA) administers a single-employer defined benefit post-employment plan that provides medical and accident benefits to retired State employees, including University employees and their dependents. Title 38, Chapter 4 of the A.R.S. assigns the authority to establish and amend the benefit provisions to the Arizona State Legislature. The ADOA pays the medical costs incurred by retired employees minus a specified premium amount, which is paid for entirely by the retiree or on behalf of the retiree. These premium rates are based on a blend of active employee and retiree experience, resulting in a contribution basis that is lower than the expected claim costs for retirees only, which results in an implicit subsidization of retirees by the State. ADOA does not issue a separate, publicly available financial report.

A portion of the ADOA plan's implicit rate subsidy, if not fully funded, represents an obligation to the University, for its proportionate share of the net OPEB obligation. The net OPEB obligation is allocated to the University, and to AZPM, based on its percentage of contributions to the ADOA medical and dental plans. Prior to 2016, the University and AZPM did not report its proportionate share of the net OPEB obligation due to its relative insignificance to the financial statements; therefore, only fiscal year 2017 and 2016 will be included in the applicable disclosures.

Changes in AZPM's net OPEB obligation during the year ended June 30, 2017 and 2016 were as follows:

	2017	2016
Beginning balance	\$ 198,893	\$ -
Increases	196,239	231,172
Decreases	(40,669)	(32,279)
Ending balance	\$ 354,463	\$ 198,893

Funding policy:

The ADOA's current funding policy for the single-employer plan is pay-as-you-go for OPEB benefits. There are no dedicated assets at this time to offset the actuarial accrued liability. To the extent that the calculated annual required contribution exceeds the annual pay-as-you-go cost of providing OPEB benefits, a net OPEB obligation is created.

**ARIZONA PUBLIC MEDIA**  
**(A Division of the University of Arizona)**

**NOTES TO FINANCIAL STATEMENTS (CONTINUED)**

**YEARS ENDED JUNE 30, 2017 AND 2016**

11. Other post-employment benefits (continued):

Annual OPEB cost and net OPEB obligation:

AZPM's annual OPEB costs, OPEB contributions made and changes in AZPM's proportionate net OPEB obligation for the ADOA's employer defined post-employment plan for the year ended June 30, 2017 and 2016 are as follows:

	2017	2016
Normal cost	\$ 118,628	\$ 113,344
Amortization of unfunded actuarial accrued liability	81,679	78,040
Annual required contribution	200,307	191,384
Interest on net OPEB obligation	6,244	1,217
Adjustment to annual required contribution	(10,312)	(2,011)
Annual OPEB cost (expense)	196,239	190,590
Contributions made	(40,669)	(32,279)
Increase in net OPEB obligation	155,570	158,311
Net OPEB obligation - beginning of year	198,893	40,582
Net OPEB obligation - end of year	\$ 354,463	\$ 198,893

AZPM's proportion of the annual OPEB costs, the percentage of annual OPEB cost contributed to the plan and the net OPEB obligation for the current and preceding year of the ADOA single-employer defined benefit post-employment plan are as follows:

Year ended	Annual OPEB cost	Actual contributions	Percentage of annual OPEB cost contributed	Net OPEB obligation
June 30, 2017	\$ 196,239	\$ 40,669	20.72 %	\$ 354,463
June 30, 2016	\$ 190,590	\$ 32,279	16.94 %	\$ 198,893

Funded status and funding progress:

The funded status of the ADOA single-employer defined benefit post-employment plan for the most recent actuarial valuation date of June 30, 2016 showed an actuarial accrued liability and an unfunded actuarial accrued liability of \$1,575,541 because the actuarial value of assets was zero, resulting in a 0% funded ratio. Based on an annual covered payroll of \$4,684,462, the unfunded actuarial accrued liability was 33.6% of covered payroll.

**ARIZONA PUBLIC MEDIA**  
**(A Division of the University of Arizona)**

**NOTES TO FINANCIAL STATEMENTS (CONTINUED)**

**YEARS ENDED JUNE 30, 2017 AND 2016**

11. Other post-employment benefits (continued):

Funded status and funding progress (continued):

Actuarial valuations of an ongoing plan involve estimates of the value of reported amounts and assumptions about the probability of occurrence of events far into the future. Examples include assumptions about future employment, mortality and healthcare cost trends. Actuarially determined amounts are subject to continual revision as actual results are compared with past expectations and new estimates are made about the future. The required schedule of funding progress immediately following the notes to the financial statements presents multi-year trend information about whether the actuarial value of the plan assets is increasing or decreasing over time relative to the actuarial accrued liability for benefits.

Actuarial methods and assumptions:

Projections of benefits for financial reporting purposes are based on the plan, and on the pattern of sharing costs between the employer and plan members to that point, and include the types of benefits provided at the time of each valuation. The actuarial methods and assumptions used include techniques that are designed to reduce short-term volatility in actuarial accrued liabilities and the actuarial value of assets, consistent with the long-term perspective of the calculations.

The actuarial methods and significant assumptions for the ADOA single-employer defined benefit post-employment plan for the most recent actuarial valuation are as follows:

Actuarial valuation date	June 30, 2016
Actuarial cost method	Entry age normal - level dollar
Amortization method	Level dollar, open
Remaining amortization period	30 Years
Asset valuation method	Not applicable
Valuation interest rate (assumed investment return)	3.00% per annum
Projected medical inflation	7.00%, then grading down to an ultimate rate of 4.50% over 8 years
Aggregate payroll growth (inflationary effects only)	0.00%

**ARIZONA PUBLIC MEDIA**  
**(A Division of the University of Arizona)**

**NOTES TO FINANCIAL STATEMENTS (CONTINUED)**

**YEARS ENDED JUNE 30, 2017 AND 2016**

12. Individual station financial information:

	<b>STATEMENTS OF NET POSITION</b>			June 30, 2017	June 30, 2016
	<u>KUAT-TV</u>	<u>KUAT-FM</u>	<u>KUAZ</u>	<u>combined total</u>	<u>combined total</u>
<b>Assets and deferred outflows of resources</b>					
Current assets:					
Cash and cash equivalents:					
Funds held by the U of A	\$ 7,994,477	\$ 910,665	\$ 2,307,913	\$ 11,213,055	\$ 9,920,485
Funds held by the U of A Foundation	3,233,999	560,780	827,691	4,622,470	3,484,558
Accounts receivable, net	579,601	101,006	519,842	1,200,449	1,179,022
Prepaid expenses	121,465	101,828	113,813	337,106	347,244
Interfund eliminations (transfers between stations)	<u>(837,885)</u>	<u>(1,070,080)</u>	<u>1,907,965</u>	<u>-</u>	<u>-</u>
Total current assets	11,091,657	604,199	5,677,224	17,373,080	14,931,309
Capital assets, net	794,505	342,155	417,883	1,554,543	1,529,320
Endowment investments	1,998,143	755,870	417,321	3,171,334	3,002,755
Other assets	<u>48,865</u>	<u>-</u>	<u>-</u>	<u>48,865</u>	<u>67,592</u>
Total assets	13,933,170	1,702,224	6,512,428	22,147,822	19,530,976
Deferred outflows of resources:					
Deferred outflows related to pensions	<u>582,611</u>	<u>127,446</u>	<u>200,273</u>	<u>910,330</u>	<u>483,005</u>
Total assets and deferred outflows of resources	<u>14,515,781</u>	<u>1,829,670</u>	<u>6,712,701</u>	<u>23,058,152</u>	<u>20,013,981</u>

**ARIZONA PUBLIC MEDIA**  
**(A Division of the University of Arizona)**

**NOTES TO FINANCIAL STATEMENTS (CONTINUED)**

**YEARS ENDED JUNE 30, 2017 AND 2016**

12. Individual station financial information (continued):

**STATEMENTS OF NET POSITION (CONTINUED)**

	<u>KUAT-TV</u>	<u>KUAT-FM</u>	<u>KUAZ</u>	<u>June 30, 2017combined total</u>	<u>June 30, 2016combined total</u>
<b>Liabilities and deferred inflows of resources</b>					
Current liabilities:					
Accounts payable	\$ 160,265	\$ 32,107	\$ 55,098	\$ 247,470	\$ 136,487
Accrued expenses and other liabilities	422,248	79,535	115,601	617,384	573,971
Unearned revenue	108,013	351	3,284	111,648	8,995
Current portion of defined contribution plans liability	<u>10,861</u>	<u>2,376</u>	<u>3,733</u>	<u>16,970</u>	<u>13,652</u>
Total current liabilities	701,387	114,369	177,716	993,472	733,105
Defined contribution plans liability, net of current portions					
Net pension liability	21,479	4,699	7,383	33,561	33,033
Net OPEB liability	<u>3,148,804</u>	<u>688,803</u>	<u>1,082,400</u>	<u>4,920,007</u>	<u>4,599,825</u>
Total liabilities	<u>226,856</u>	<u>49,625</u>	<u>77,982</u>	<u>354,463</u>	<u>198,893</u>
Total liabilities	4,098,526	857,496	1,345,481	6,301,503	5,564,856
Deferred inflows of resources:					
Deferred inflows related to pensions	<u>424,618</u>	<u>92,885</u>	<u>145,962</u>	<u>663,465</u>	<u>417,271</u>
Total liabilities and deferred inflows of resources	<u>4,523,144</u>	<u>950,381</u>	<u>1,491,443</u>	<u>6,964,968</u>	<u>5,982,127</u>
<b>Net position</b>					
Investment in capital assets	794,505	342,155	417,883	1,554,543	1,529,320
Restricted:					
Nonexpendable - endowments	992,151	404,953	321,637	1,718,741	1,608,324
Expendable - station programs/projects	207,135	15,001	5,678	227,814	288,409
Expendable - capital projects	-	-	-	-	20,472
Unrestricted	<u>7,998,846</u>	<u>117,180</u>	<u>4,476,060</u>	<u>12,592,086</u>	<u>10,585,329</u>
Total net position	<u>\$ 9,992,637</u>	<u>\$ 879,289</u>	<u>\$ 5,221,258</u>	<u>\$ 16,093,184</u>	<u>\$ 14,031,854</u>



**ARIZONA PUBLIC MEDIA**  
(A Division of the University of Arizona)

**NOTES TO FINANCIAL STATEMENTS (CONTINUED)**

**YEARS ENDED JUNE 30, 2017 AND 2016**

12. Individual station financial information (continued):

**STATEMENTS OF REVENUES, EXPENSES AND CHANGES IN NET POSITION**

	KUAT-TV	KUAT-FM	KUAZ	June 30, 2017 combined total	June 30, 2016 combined total
Operating revenues:					
Grants and contracts	\$ 85,000	\$ 2,909	\$ 8,728	\$ 96,637	\$ 36,989
Auxiliary enterprises	<u>856,428</u>	<u>9,598</u>	<u>9,598</u>	<u>875,624</u>	<u>336,335</u>
	<u>941,428</u>	<u>12,507</u>	<u>18,326</u>	<u>972,261</u>	<u>373,324</u>
Operating expenses:					
Program services:					
Programming and production	4,071,262	557,580	1,582,900	6,211,742	5,717,469
Broadcasting	1,223,464	93,955	109,737	1,427,156	1,352,883
Public information and promotion	443,092	84,842	89,433	617,367	536,273
Support services:					
Management and general	754,167	189,001	220,960	1,164,128	984,759
Fundraising and membership development	<u>1,319,357</u>	<u>484,664</u>	<u>745,035</u>	<u>2,549,056</u>	<u>2,330,978</u>
Total operating expenses	<u>7,811,342</u>	<u>1,410,042</u>	<u>2,748,065</u>	<u>11,969,449</u>	<u>10,922,362</u>
Operating loss	<u>(6,869,914)</u>	<u>(1,397,535)</u>	<u>(2,729,739)</u>	<u>(10,997,188)</u>	<u>(10,549,038)</u>
Nonoperating revenues (losses):					
General appropriation from U of A	1,126,342	209,949	361,371	1,697,662	1,914,345
Donated facilities and administrative support from U of A	980,931	174,547	336,855	1,492,333	1,747,505
Corporation for Public Broadcasting grants	1,320,893	-	293,483	1,614,376	1,528,703
Subscription and membership income	2,149,591	385,600	1,013,244	3,548,435	3,178,881
Business and underwriting	306,493	110,120	896,539	1,313,152	1,316,043
Legacies and bequests	1,668,004	295,112	541,054	2,504,170	1,639,939
Other gifts and contributions	12,511	26,256	6,256	45,023	259,261
Investment income (loss), net	171,137	60,315	34,576	266,028	(110,296)
Other nonoperating revenues	<u>402,695</u>	<u>13,390</u>	<u>13,390</u>	<u>429,475</u>	<u>562,218</u>
Nonoperating revenues (losses)	<u>8,138,597</u>	<u>1,275,289</u>	<u>3,496,768</u>	<u>12,910,654</u>	<u>12,036,599</u>
Increase (decrease) before capital additions	1,268,683	(122,246)	767,029	1,913,466	1,487,561
Capital grants, gifts and conveyances	<u>-</u>	<u>58,888</u>	<u>88,976</u>	<u>147,864</u>	<u>380,427</u>
Increase (decrease) in net position	1,268,683	(63,358)	856,005	2,061,330	1,867,988
Net position, beginning of year	<u>8,723,954</u>	<u>942,647</u>	<u>4,365,253</u>	<u>14,031,854</u>	<u>12,163,866</u>
Net position, end of year	<u>\$ 9,992,637</u>	<u>\$ 879,289</u>	<u>\$ 5,221,258</u>	<u>\$ 16,093,184</u>	<u>\$ 14,031,854</u>

**ARIZONA PUBLIC MEDIA**  
**(A Division of the University of Arizona)**

**NOTES TO FINANCIAL STATEMENTS (CONTINUED)**

**YEARS ENDED JUNE 30, 2017 AND 2016**

13. Reclassifications:

Certain investments were reclassified in 2016 from cash and cash equivalents to endowment investments in the amount of \$1,394,431.

## **Required Supplementary Information**

**ARIZONA PUBLIC MEDIA**  
**(A Division of the University of Arizona)**

**SCHEDULE OF AZPM'S PROPORTIONATE SHARE OF THE NET PENSION LIABILITY - COST SHARING PLAN (ASRS)**

**YEAR ENDED JUNE 30, 2017**

**(schedule to be built prospectively from 2014; 2013 - 2007 information not available)**

Reporting fiscal year (Measurement date)	2017 (2016)	2016 (2015)	2015 (2014)	2014 (2013)	2013 (2012)	2012 (2011)	2011 (2010)	2010 (2009)	2009 (2008)	2008 (2007)
AZPM's proportion of the University's net pension liability	0.7914 %	0.7561 %	0.8218 %	- %	- %	- %	- %	- %	- %	- %
AZPM's proportionate share of the net pension liability	4,920,007	4,599,825	4,789,299	-	-	-	-	-	-	-
AZPM's covered payroll	2,865,148	2,832,105	2,791,097	-	-	-	-	-	-	-
AZPM's proportionate share of the net pension liability as a percentage of its covered payroll	172 %	162 %	172 %	- %	- %	- %	- %	- %	- %	- %
Plan fiduciary net position as a percentage of total pension liability	67 %	68 %	69 %	- %	- %	- %	- %	- %	- %	- %

**ARIZONA PUBLIC MEDIA**  
**(A Division of the University of Arizona)**

**SCHEDULE OF PENSION CONTRIBUTIONS**

**YEAR ENDED JUNE 30, 2017**

**(schedule to be built prospectively from 2014; 2013 - 2007 information not available)**

Reporting fiscal year	2017	2016	2015	2014	2013	2012	2011	2010	2009	2008
<b>Arizona State Retirement System (ASRS)</b>										
Statutorily required contribution	\$ 335,382	\$ 308,270	\$ 297,737	\$ -	\$ -	\$ -	\$ -	\$ -	\$ -	\$ -
Contributions in relation to the contractually required contribution	<u>335,382</u>	<u>308,270</u>	<u>297,737</u>	<u>-</u>	<u>-</u>	<u>-</u>	<u>-</u>	<u>-</u>	<u>-</u>	<u>-</u>
Contribution deficiency (excess)	<u>\$ -</u>	<u>\$ -</u>	<u>\$ -</u>	<u>\$ -</u>	<u>\$ -</u>	<u>\$ -</u>	<u>\$ -</u>	<u>\$ -</u>	<u>\$ -</u>	<u>\$ -</u>
AZPM's covered payroll	\$ 2,963,899	\$ 2,865,148	\$ 2,832,105	\$ -	\$ -	\$ -	\$ -	\$ -	\$ -	\$ -
Contributions as a percentage of covered payroll	11.32 %	10.76 %	10.51 %	- %	- %	- %	- %	- %	- %	- %

**ARIZONA PUBLIC MEDIA**  
**(A Division of the University of Arizona)**

**SINGLE-EMPLOYER OPEB PLAN FUNDING PROGRESS**

**YEAR ENDED JUNE 30, 2017**

Analysis of the funding progress for the ADOA single-employer defined benefit post-employment plan, as of the most recent actuarial valuations, is as follows:

<u>Actuarial valuation date</u>	<u>Actuarial value of assets</u>	<u>Actuarial accrued liability</u>	<u>Unfunded actuarial accrued liability (UAL)</u>	<u>Funded ratio</u>	<u>Annual covered payroll</u>	<u>UAL (funding excess) as a percentage of covered payroll</u>
June 30, 2016	\$ -	\$ 1,575,541	\$ 1,575,541	- %	\$ 4,684,462	33.6 %
June 30, 2014 and 2012			Information not available			

For purposes of GASB Statement 45, the Arizona Department of Administration performs actuarial valuation once every two years.

**ARIZONA PUBLIC MEDIA**  
**(A Division of the University of Arizona)**

**STATEMENT OF FUNCTIONAL EXPENSES BY STATION**

**YEAR ENDED JUNE 30, 2017**

	Program Services				Supporting Services			Total expenses
	Programming and production	Broadcasting	Public info and promotion	Total program services	Management and general	Fundraising and membership development	Total supporting services	
<b>KUAT - TV</b>								
Salaries	\$ 1,730,492	\$ 589,056	\$ 330,251	\$ 2,649,799	\$ 552,211	\$ 441,737	\$ 993,948	\$ 3,643,747
General operations	1,623,008	355,247	54,757	2,033,012	98,453	701,641	800,094	2,833,106
Travel and training	16,270	5,344	33	21,647	4,697	3,125	7,822	29,469
Indirect administration support	508,046	143,174	58,051	709,271	98,806	172,854	271,660	980,931
Depreciation	<u>193,446</u>	<u>130,643</u>	<u>-</u>	<u>324,089</u>	<u>-</u>	<u>-</u>	<u>-</u>	<u>324,089</u>
Total KUAT - TV expenses	<u>4,071,262</u>	<u>1,223,464</u>	<u>443,092</u>	<u>5,737,818</u>	<u>754,167</u>	<u>1,319,357</u>	<u>2,073,524</u>	<u>7,811,342</u>
<b>KUAT - FM</b>								
Salaries	323,928	67,026	51,460	442,414	135,090	229,380	364,470	806,884
General operations	142,741	7,786	22,612	173,139	28,694	192,087	220,781	393,920
Travel and training	739	-	33	772	1,299	1,864	3,163	3,935
Indirect administration support	67,720	10,839	10,737	89,296	23,918	61,333	85,251	174,547
Depreciation	<u>22,452</u>	<u>8,304</u>	<u>-</u>	<u>30,756</u>	<u>-</u>	<u>-</u>	<u>-</u>	<u>30,756</u>
Total KUAT - FM expenses	<u>557,580</u>	<u>93,955</u>	<u>84,842</u>	<u>736,377</u>	<u>189,001</u>	<u>484,664</u>	<u>673,665</u>	<u>1,410,042</u>
<b>KUAZ</b>								
Salaries	657,356	62,264	53,727	773,347	158,988	325,497	484,485	1,257,832
General operations	704,828	7,333	24,493	736,654	32,652	322,630	355,282	1,091,936
Travel and training	2,486	-	33	2,519	1,698	3,770	5,468	7,987
Indirect administration support	194,972	9,943	11,180	216,095	27,622	93,138	120,760	336,855
Depreciation	<u>23,258</u>	<u>30,197</u>	<u>-</u>	<u>53,455</u>	<u>-</u>	<u>-</u>	<u>-</u>	<u>53,455</u>
Total KUAZ expenses	<u>1,582,900</u>	<u>109,737</u>	<u>89,433</u>	<u>1,782,070</u>	<u>220,960</u>	<u>745,035</u>	<u>965,995</u>	<u>2,748,065</u>
	<u>\$ 6,211,742</u>	<u>\$ 1,427,156</u>	<u>\$ 617,367</u>	<u>\$ 8,256,265</u>	<u>\$ 1,164,128</u>	<u>\$ 2,549,056</u>	<u>\$ 3,713,184</u>	<u>\$ 11,969,449</u>

**ARIZONA PUBLIC MEDIA**  
**(A Division of the University of Arizona)**

**STATEMENT OF FUNCTIONAL EXPENSES BY STATION**

**YEAR ENDED JUNE 30, 2016**

	Program Services				Supporting Services			Total expenses
	Programming and production	Broadcasting	Public info and promotion	Total program services	Management and general	Fundraising and membership development	Total supporting services	
<b>KUAT - TV</b>								
Salaries	\$ 1,368,741	\$ 538,409	\$ 306,034	\$ 2,213,184	\$ 401,563	\$ 373,663	\$ 775,226	\$ 2,988,410
General operations	1,451,478	289,352	21,096	1,761,926	92,096	699,309	791,405	2,553,331
Travel and training	17,134	3,176	1,538	21,848	3,378	4,347	7,725	29,573
Indirect administration support	567,471	166,188	65,733	799,392	99,407	215,464	314,871	1,114,263
Depreciation	<u>233,140</u>	<u>130,071</u>	<u>-</u>	<u>363,211</u>	<u>-</u>	<u>-</u>	<u>-</u>	<u>363,211</u>
Total KUAT - TV expenses	<u>3,637,964</u>	<u>1,127,196</u>	<u>394,401</u>	<u>5,159,561</u>	<u>596,444</u>	<u>1,292,783</u>	<u>1,889,227</u>	<u>7,048,788</u>
<b>KUAT - FM</b>								
Salaries	332,868	58,846	50,441	442,155	126,902	207,934	334,836	776,991
General operations	131,762	12,280	6,451	150,493	32,167	98,950	131,117	281,610
Travel and training	1,766	335	471	2,572	1,423	1,171	2,594	5,166
Indirect administration support	93,279	14,292	11,473	119,044	32,099	61,611	93,710	212,754
Depreciation	<u>17,208</u>	<u>8,304</u>	<u>-</u>	<u>25,512</u>	<u>-</u>	<u>-</u>	<u>-</u>	<u>25,512</u>
Total KUAT - FM expenses	<u>576,883</u>	<u>94,057</u>	<u>68,836</u>	<u>739,776</u>	<u>192,591</u>	<u>369,666</u>	<u>562,257</u>	<u>1,302,033</u>
<b>KUAZ</b>								
Salaries	592,407	55,351	52,863	700,621	122,414	307,086	429,500	1,130,121
General Operations	642,729	28,937	7,529	679,195	39,067	247,842	286,909	966,104
Travel and training	1,700	239	471	2,410	1,622	2,181	3,803	6,213
Indirect administration support	247,368	16,906	12,173	276,447	32,621	111,420	144,041	420,488
Depreciation	<u>18,418</u>	<u>30,197</u>	<u>-</u>	<u>48,615</u>	<u>-</u>	<u>-</u>	<u>-</u>	<u>48,615</u>
Total KUAZ expenses	<u>1,502,622</u>	<u>131,630</u>	<u>73,036</u>	<u>1,707,288</u>	<u>195,724</u>	<u>668,529</u>	<u>864,253</u>	<u>2,571,541</u>
	<u>\$ 5,717,469</u>	<u>\$ 1,352,883</u>	<u>\$ 536,273</u>	<u>\$ 7,606,625</u>	<u>\$ 984,759</u>	<u>\$ 2,330,978</u>	<u>\$ 3,315,737</u>	<u>\$ 10,922,362</u>