

D18 Governor’s Office for Children

Program Description

The Governor’s Office for Children (GOC) was previously established by an executive order in June 2005 to provide a coordinated, comprehensive interagency approach to the development of a continuum of care that is family- and child-oriented and emphasizes prevention, early intervention, and community-based services for all children and families, with special attention to at-risk populations. GOC activities include staffing the Children’s Cabinet, administering the Children’s Cabinet Interagency Fund (CCIF), providing technical assistance to local management boards (LMB), promoting child and family policy, and measuring results for child well-being. In December 2018, GOC was moved under the Governor’s Office of Crime Control and Prevention, now known as the Governor’s Office of Crime Prevention and Policy (GOCPP). GOC was reestablished by Executive Order 01.01.2024.05 on January 18, 2024.

Operating Budget Summary

**Fiscal 2025 Budget Increases \$42.2 Million, or 5,568.0%, to \$42.9 Million
(\$ in Millions)**



Note: The fiscal 2024 working appropriation includes deficiencies. The fiscal 2024 impacts of statewide salary adjustments appear in the Statewide Account in the Department of Budget and Management (DBM), and adjustments are not reflected in this agency’s budget. The fiscal 2025 impacts of the fiscal 2024 statewide salary adjustments appear in this agency’s budget. The fiscal 2025 statewide salary adjustments are centrally budgeted in DBM and are not included in this agency’s budget.

For further information contact: Madelyn C. Miller

Madelyn.Miller@mlis.state.md.us

D18 – Governor’s Office for Children

- Of the \$42.9 million provided in the fiscal 2025 allowance, 34.9% (\$15.0 million) is contingent on the passage of the Engaging Neighborhoods, Organizations, Unions, Governments, and Households (ENOUGH) Act.
- The fiscal 2025 allowance includes \$26.2 million in nonpersonnel funds that will be transferred from GOCPP. In fiscal 2024, these costs are approximately \$25.9 million. If those funds were already budgeted under GOC, the fiscal 2025 allowance would grow by \$16.3 million compared to fiscal 2024, primarily due to funding for the ENOUGH Act.

Fiscal 2024

Executive Order 01.01.2024.05

Executive Order 01.01.2024.05 was issued by Governor Wes Moore on January 18, 2024. The order reestablished GOC and renamed the Governor’s Office of Crime Prevention, Youth, and Victim Services (GOCPYVS) to GOCPP. GOC will be led by a Special Secretary and will be a coordinating office that has the following duties: supporting the work of the Children’s Cabinet; advancing the well-being of the State’s children and families by promoting values, policies, and practices; partnering with LMBs and overseeing the use of the CCIF; and assisting the Children’s Cabinet in distributing grants. The Children’s Cabinet will be chaired by the Special Secretary and will also include the Secretary of Budget and Management, the Secretary of Disabilities, the Secretary of Health, the Secretary of Human Services, the Secretary of Juvenile Services, the State Superintendent of Schools, the Secretary of Higher Education, the Secretary of Labor, the Secretary of Housing and Community Development, and the Secretary of Service and Civic Innovation.

The Children’s Cabinet is required to prepare and annually update a three-year plan for the priorities and strategies for delivering services; a report is due by December 1, 2024. The report due by December 1, 2023, was not created, and a letter was instead submitted to indicate that there were no changes to the Children’s Cabinet priorities for fiscal 2024 “because the administration [was] in the process of reorganizing” GOC.

The executive order moves two programs budgeted under GOCPP in the fiscal 2024 working appropriation to GOC beginning in fiscal 2025. The programs moving to GOC – the Children and Youth Division (CYD) and the CCIF – make up the Children’s Services Unit (CSU) under GOCPP. Approximately \$25.9 million in operating expenses and grant funding from CSU will transfer in fiscal 2025 to GOC.

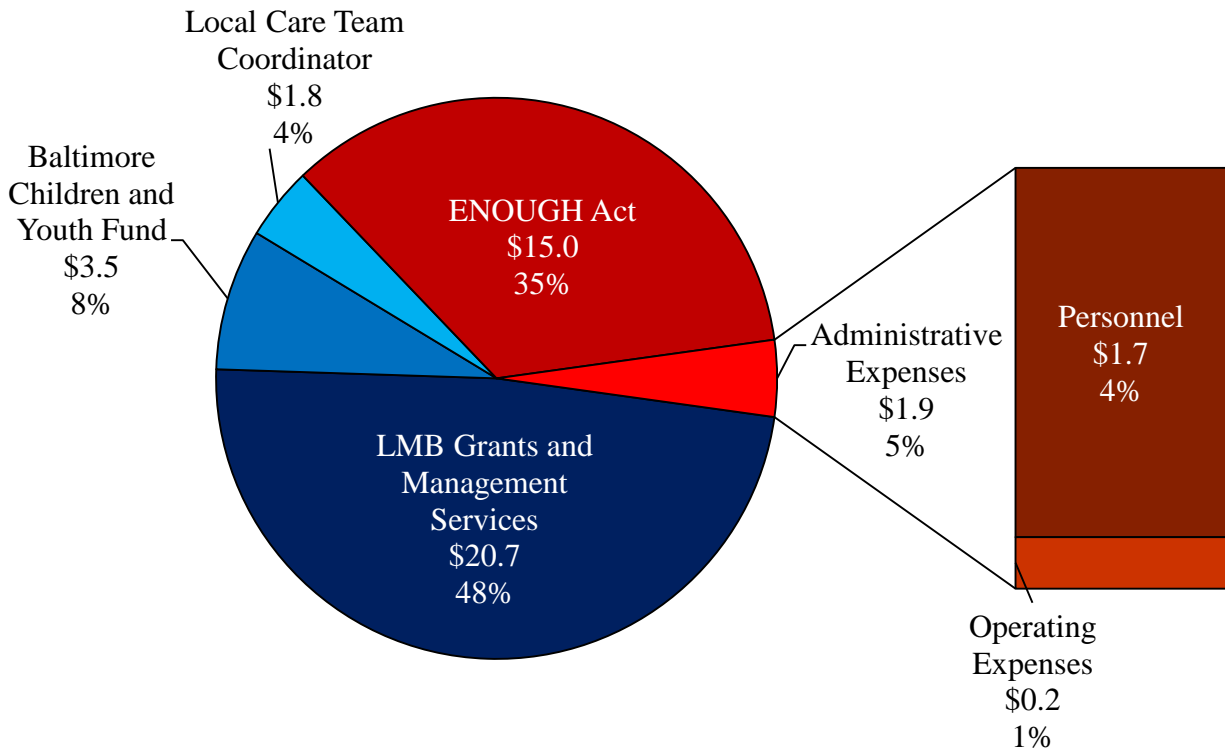
Proposed Deficiency

The fiscal 2025 budget includes a proposed general fund deficiency appropriation for fiscal 2024 for GOC to provide \$756,105 in general funds to support 8 positions being transferred to GOC. The agency reports that the 4 positions from GOCPP are filled and that it is actively seeking to fill the remaining positions.

Fiscal 2025 Overview of Agency Spending

The fiscal 2025 allowance for GOC totals \$42.9 million. As shown in **Exhibit 1**, most (\$26.0 million, or 60.7%) of the funding is dedicated to funding grants under the CCIF. The remaining \$16.9 million includes \$15.0 million for ENOUGH grant program awards that is contingent on legislation creating the program, \$1.7 million for personnel, and approximately \$200,000 for operating expenses.

Exhibit 1
Overview of Agency Spending
Fiscal 2025 Allowance
(\$ in Millions)



ENOUGH: Engaging Neighborhoods, Organizations, Unions, Governments, and Households
LMB: local management board

Note: The fiscal 2025 statewide salary adjustments are not included in this agency’s budget, but instead are centrally budgeted in the Department of Budget and Management.

Source: Governor’s Fiscal 2025 Allowance

Proposed Budget Change

As shown in **Exhibit 2**, the fiscal 2025 allowance increases by \$42.2 million, or 5,568.0%, from the fiscal 2024 working appropriation because the fiscal 2024 appropriation currently reflects only the proposed deficiency. Though these funds will not transfer until the start of fiscal 2025, there is \$25.9 million in nonpersonnel expenses currently within GOCPP that relate to expenses that are budgeted in GOC in fiscal 2025. In fiscal 2025 in GOC, these expenses are \$26.2 million. Compared with the deficiency and the nonpersonnel amount to be transferred to GOC, the allowance grows by \$16.3 million.

**Exhibit 2
Proposed Budget
Governor’s Office for Children
(\$ in Thousands)**

How Much It Grows:	General <u>Fund</u>	Reimbursable <u>Fund</u>	<u>Total</u>
Fiscal 2023 Actual	\$0	\$0	\$0
Fiscal 2024 Working Appropriation	756	0	756
Fiscal 2025 Allowance	<u>41,137</u>	<u>1,800</u>	<u>42,937</u>
Fiscal 2024-2025 Amount Change	\$40,381	\$1,800	\$42,181
Fiscal 2024-2025 Percent Change	5340.7%		5578.7%
Where It Goes:			<u>Change</u>
Personnel Expenses			
Annualization of costs for 8 positions added via fiscal 2024 deficiency			\$573
4 new positions			331
Nonpersonnel expenses transferred from GOCPP			
Grants to local management boards			20,609
Baltimore Children and Youth Fund			3,500
Local Care Team Coordinator			1,800
Local management board management services			134
Grants management system.....			106
Contract expenses			30
Other			
Funding to support the ENOUGH grant program contingent on legislation creating the program.....			15,000
Office supplies and equipment			61
Travel.....			23

Where It Goes:	<u>Change</u>
Communications.....	10
Other	4
Total	\$42,181

ENOUGH: Engaging Neighborhoods, Organizations, Unions, Governments, and Households
GOCPP: Governor’s Office of Crime Prevention and Policy

Note: Numbers may not sum to total due to rounding. The fiscal 2024 working appropriation includes deficiencies. The fiscal 2024 impacts of statewide salary adjustments appear in the Statewide Account in the Department of Budget and Management (DBM), and adjustments are not reflected in this agency’s budget. The fiscal 2025 impacts of the fiscal 2024 statewide salary adjustments appear in this agency’s budget. The fiscal 2025 statewide salary adjustments are centrally budgeted in DBM and are not included in this agency’s budget.

ENOUGH Grant Program

Language in the fiscal 2025 Budget Bill makes \$15.0 million in general funds contingent on the passage of the ENOUGH Act. **The Department of Legislative Services (DLS) recommends amending the contingent language to reflect the bill numbers – SB 482 or HB 694.**

As introduced, SB 482 and HB 694 would establish the ENOUGH grant program. The purpose of the grant funding would be to:

- increase community health and safety;
- provide “cradle to career” access to high-quality education and care;
- connect residents to quality jobs and in-demand occupations;
- enable family-sustaining income and access to affordable high-quality housing, child care, and health care, including reproductive, maternal, behavioral, and mental health care; and
- provide high-quality support for children with disabilities, child welfare, and justice-involved youth and young adults.

Additional information about the use of place-based and cradle-to-career programs can be found in Key Observation 1 of this analysis.

Through this grant program, GOC would primarily award neighborhood implementation grants to certain applicants, regional implementation grants of up to \$500,000 each year for up to three years, and planning grants of up to \$300,000 for communities that require additional time to build local organizational capacity. To qualify for a neighborhood implementation grant, an applicant must serve a community that includes census tracts with more than 20% of children living in poverty. These applicants for neighborhood implementation grants must also represent a

partnership that includes at least one community-based organization, one public school, and one local governmental entity. Applications are to identify a lead partner and fiscal agency among the partners. The legislation also specifies that that program may include a phased approach to grant awards and tiers of grant awards; as GOC works with its funding recipients, it may be able to receive greater support in reward of performance.

Grant Fund

The legislation would create a special, nonlapsing fund for grant awards from the program. Though only general funds are made available in the fiscal 2025 allowance, the agency would be able to use those funds to seed the fund in fiscal 2025 after the creation of the fund account. In future fiscal years, the budget may include a double counting of general and special funds if new deposits are made into the funds and the budget also accounts for expenditures of those same funds as special funds. Any unspent special funds would not be required to revert to the General Fund at the end of the fiscal year and would be retained in the special fund. The special funds could only be used for ENOUGH grant awards and not for costs like program administration or the required program evaluation.

The legislation would take effect on July 1, 2024. The agency reports that it intends to evaluate grant proposals related to the ENOUGH program during the first quarter of fiscal 2025 and make awards to recipients as early as the second quarter. While the agency reports that it intends to spend all \$15.0 million during fiscal 2025 on grants, the legislation only mandates an additional \$15 million in fiscal 2026, suggesting that these two appropriations are meant, in part, to seed the special fund account. DLS notes that it would be difficult to establish program requirements, regulations, and conduct outreach to potential grantees quickly enough to be able to fully award funds in the first year of the program. **Given that the agency has just been reestablished, and significant time will be needed to develop program requirements and regulations as well as conduct outreach about the program to potential applicants, DLS recommends reducing the amount provided by \$10.0 million, to \$5.0 million.**

Reporting Requirements and Program Evaluation

GOC would be required to prepare an annual report of the ENOUGH Grant Fund beginning in fiscal 2025 that includes financial information, as well as progress and outcome metrics. Additionally, by June 1, 2027, the office is required to conduct an evaluation of the grant program that reports the following: the progress made in jurisdictions receiving ENOUGH grants based on the outcome metrics produced by the grant recipients; the impact of program activities with respect to reducing the number of children living in poverty; and policy changes enacted at the State and local level designed to enable better coordination and efficacy.

Funding for LMBs

The fiscal 2025 allowance for GOC includes grant funding that transfers from GOCPP associated with LMB and Local Care Team (LCT) coordinator spending. LCTs are the central point for coordinated case management and a point of access to services for children and youth. LMBs are supported through general funds, while LCTs are supported with reimbursable funds

made available through a memorandum of understanding (MOU) with the Department of Human Services (DHS), the Department of Juvenile Services (DJS), the Maryland Department of Health (MDH), and the Maryland State Department of Education (MSDE). LMBs are expected to receive the same allocation of funds in fiscal 2025 as in fiscal 2024, as shown in **Exhibit 3**. The Notice of Available Funding for awards to LMBs from the CCIF for fiscal 2025 is currently hosted on the GOCPP website.

Exhibit 3
Funding Allocations for Local Management Boards
Fiscal 2021-2025

	<u>Actual</u> <u>2021</u>	<u>Actual</u> <u>2022</u>	<u>Actual</u> <u>2023</u>	<u>Working</u> <u>Approp.</u> <u>2024</u>	<u>Allowance</u> <u>2025</u>
Allegany	\$416,587	\$442,175	\$557,323	\$518,940	\$518,940
Anne Arundel	1,117,313	1,185,943	1,494,776	1,391,832	1,391,832
Baltimore City	2,629,429	2,790,938	3,517,730	3,275,466	3,275,466
Baltimore County	1,257,433	1,334,669	1,682,232	1,566,378	1,566,378
Calvert	321,414	341,156	429,997	400,383	400,383
Caroline	507,167	507,443	678,503	631,775	631,775
Carroll	461,869	490,239	617,903	575,348	575,348
Cecil	474,765	503,927	635,156	591,413	591,413
Charles	345,501	366,723	462,222	430,389	430,389
Dorchester	390,137	414,101	521,938	485,992	485,992
Frederick	354,302	376,065	473,997	441,353	441,353
Garrett	477,316	506,635	638,569	594,591	594,591
Harford	513,980	545,551	687,619	640,263	640,263
Howard	403,311	428,084	539,562	502,403	502,403
Kent	338,779	359,588	453,229	422,015	422,015
Montgomery	1,374,681	1,459,119	1,839,090	1,712,433	1,712,433
Prince George’s	1,552,214	1,647,557	2,076,600	1,933,586	1,933,586
Queen Anne’s	301,808	320,346	403,768	375,961	375,961
St. Mary’s	361,606	383,817	483,768	450,451	450,451
Somerset	259,923	274,193	347,732	323,784	323,784
Talbot	423,501	449,514	566,573	527,553	527,553
Washington	607,103	644,394	812,202	756,266	756,266
Wicomico	688,153	675,265	920,632	857,229	857,229
Worcester	702,043	745,165	939,214	874,531	874,531
Total	\$16,280,335	\$17,192,607	\$21,780,335	\$20,280,335	\$20,280,335

Note: In fiscal 2023, the legislative appropriation included \$20,280,335 in funding and \$1.5 million in funds from the Dedicated Purpose Account. This exhibit does not include funding awards for the Local Care Team Coordinator or the Baltimore Children and Youth Fund.

Source: Governor’s Office of Crime Prevention and Policy

Baltimore City Children and Youth Fund

Chapter 25 of 2019, the Community Safety and Strengthening Act, established a mandated appropriation to the Baltimore City LMB for the Baltimore City Children and Youth Fund. The Governor was required to include an appropriation of at least \$3.5 million for fiscal 2021 through 2024. Although no longer mandated, funding for this purpose is continued in fiscal 2025 and is in addition to the \$3.3 million that is available in fiscal 2025 from the funding allocation.

Personnel Data

	<u>FY 23</u> <u>Actual</u>	<u>FY 24</u> <u>Working</u>	<u>FY 25</u> <u>Allowance</u>	<u>FY 24-25</u> <u>Change</u>
Regular Positions	0.00	8.00	12.00	4.00
Contractual FTEs	<u>0.00</u>	<u>0.00</u>	<u>0.00</u>	<u>0.00</u>
Total Personnel	0.00	8.00	12.00	4.00

Vacancy Data: Regular Positions

Turnover and Necessary Vacancies, Excluding

New Positions

n/a

n/a

Positions and Percentage Vacant as of 1/31/23

n/a

n/a

Vacancies Above Turnover

n/a

- The agency reports that of the 8 positions transferring to GOC via fiscal 2024 deficiency, all are filled or actively being filled. Four vacant positions will be transferred from DJS, though DJS reports that it retains the associated funding for the positions in fiscal 2024. The 4 positions transferred from GOCPP – 2 Administrator I positions and 2 Administrator V positions – are filled.
- In fiscal 2025, 4 additional positions are provided. However, the current position classifications do not align with the agency’s planned operations. For example, these positions include a Maryland Correctional Enterprises Plant Manager position, which is not a job title that will be associated with GOC. **The agency should discuss plans to reclassify positions, including the new classifications for the positions.**
- The turnover rate for the office is set to 0 in the allowance. This is an appropriate level for the positions received through deficiency given the limited size of the agency’s personnel complement. However, the positions received in fiscal 2025 do not reflect the standard 25% turnover rate that is typically applied to account for time to hire new staff. **Therefore, DLS recommends increasing turnover expectancy for the 4 positions to 25%.**

Key Observations

1. Goals for Agency and New Grant Program Are Consistent with Recommendations in the Report on Place-based Cradle-to-career Strategies

During the 2023 session, the budget committees were interested in establishing a fund to support comprehensive, place-based cradle-to-career programs in neighborhoods that demonstrate the greatest need. The committees were also interested in breaking the cycle of poverty for youth by:

- identifying and increasing the capacity of organizations that are focused on achieving results for children and youth in communities that demonstrate the greatest need;
- funding organizations that will build a complete continuum of cradle-to-career solutions of academic, health, and social programs and family and community supports with great schools at the center;
- investing in a multigenerational approach implemented by community-based backbone organizations with nuanced knowledge of unique local culture, barriers to success, and specific needs; and
- addressing the legacies of structural racism that negatively impact children and families of color in Maryland, tackling the generational poverty that rural communities face, and centering schools and early learning sites as beacons of community support.

Place-based cradle-to-career programs that are similar to the Harlem Children’s Zone model seek to meet the evolving developmental needs of children through hyperlocal program and service providers. Funding for such a grant fund was not provided in the fiscal 2024 budget, however. To ensure that such a fund would be successful in Maryland, the 2023 *Joint Chairmen’s Report* (JCR) included committee narrative requesting that GOCPYVS (now GOCPP) submit a report due October 1, 2023, that would:

- identify what resources exist in the State which mirror the strategies employed by the Harlem Children’s Zone to break the cycle of poverty;
- identify what needs could be addressed in the State through a fund that supports place-based cradle-to-career programs;
- propose a plan for supporting certain goals through a fund; and
- estimate the funding that would be required to start and implement the plan.

GOCPP submitted this report to the committees on October 5, 2023. The agency contracted with the Children’s Funding Project – a nonprofit social impact organization – to respond to the committee narrative. **Exhibit 4** lists the existing resources that GOCPP identified.

Exhibit 4
Place-based Programming at the Local and County Levels

<u>Maryland’s Cradle-to-career Programs</u>	<u>Maryland Initiatives Targeting Aspects of the Cradle-to-career Continuum</u>
Promise Neighborhoods in Baltimore City and Prince George’s County Promise Heights Langley Park Promise Neighborhood	Early Childhood and School Success The Blueprint for Maryland’s Future Judy Center Early Learning Hubs Patty Centers
StriveTogether Partnerships in Baltimore City	Continuity and Stability at Home Maryland Unaccompanied Homeless Youth and Young Adult Count Demonstration Project
Communities of Hope in Anne Arundel and Washington Counties Anne Arundel County Communities of Hope Bester Community of Hope	B’More SUCCEEDS
Local Management Boards	Safe and Healthy Children Maryland School-based Health Center Program Maryland Center for School Safety Youth Service Bureaus

Source: *Report on Place-based Cradle-to-career Strategies*

Rather than identify the needs that could be addressed through a fund, GOCPP described the existing child and youth data infrastructure available for Maryland. The agency did not indicate which specific metrics that a fund would be used to address. Data collection and utilization are highly relevant to managing the best use of funds.

To support the goals identified in the committee narrative, GOCPP recommended making additional resources available to LMBs through the CCIF, and realigning funding priorities to more closely follow principles of place-based cradle-to-career models. Funding could further be realigned from other grants and programs, especially from The Blueprint for Maryland’s Future. GOCPP also recommended that LMBs be used as a jurisdiction’s hub organization for coordinating, tracking, and reporting on place-based cradle-to-career strategies. GOCPP estimated that a \$50.0 million fund should be established over the course of five years. This funding would allow place-based cradle-to-career programs to be piloted in 5 to 10 communities.

The reestablished GOC and the proposed ENOUGH grant program will bring additional focus and funding to place-based cradle-to-career programming. The executive order that establishes GOC also states that it “will work with multi-sector partners to implement place-based strategies designed to provide "cradle to career" access to high quality education and care.” The provision of cradle-to-career access to high-quality education and care is one of the funding purposes of the ENOUGH grant program.

2. Youth Out-of-home Placements

Budget language in the 2023 JCR restricted funds within CYD of GOCOPYVS – since renamed GOCPP – pending submission of the 2023 out-of-home placements (OOHP) report by January 1, 2024. Related data is also available via a dashboard on GOCPP’s website. Additional discussion of this report can be found in the budget analysis for D21 – GOCPP and N00B – DHS – Social Services Administration.

Agency Roles In Out-of-home Placements

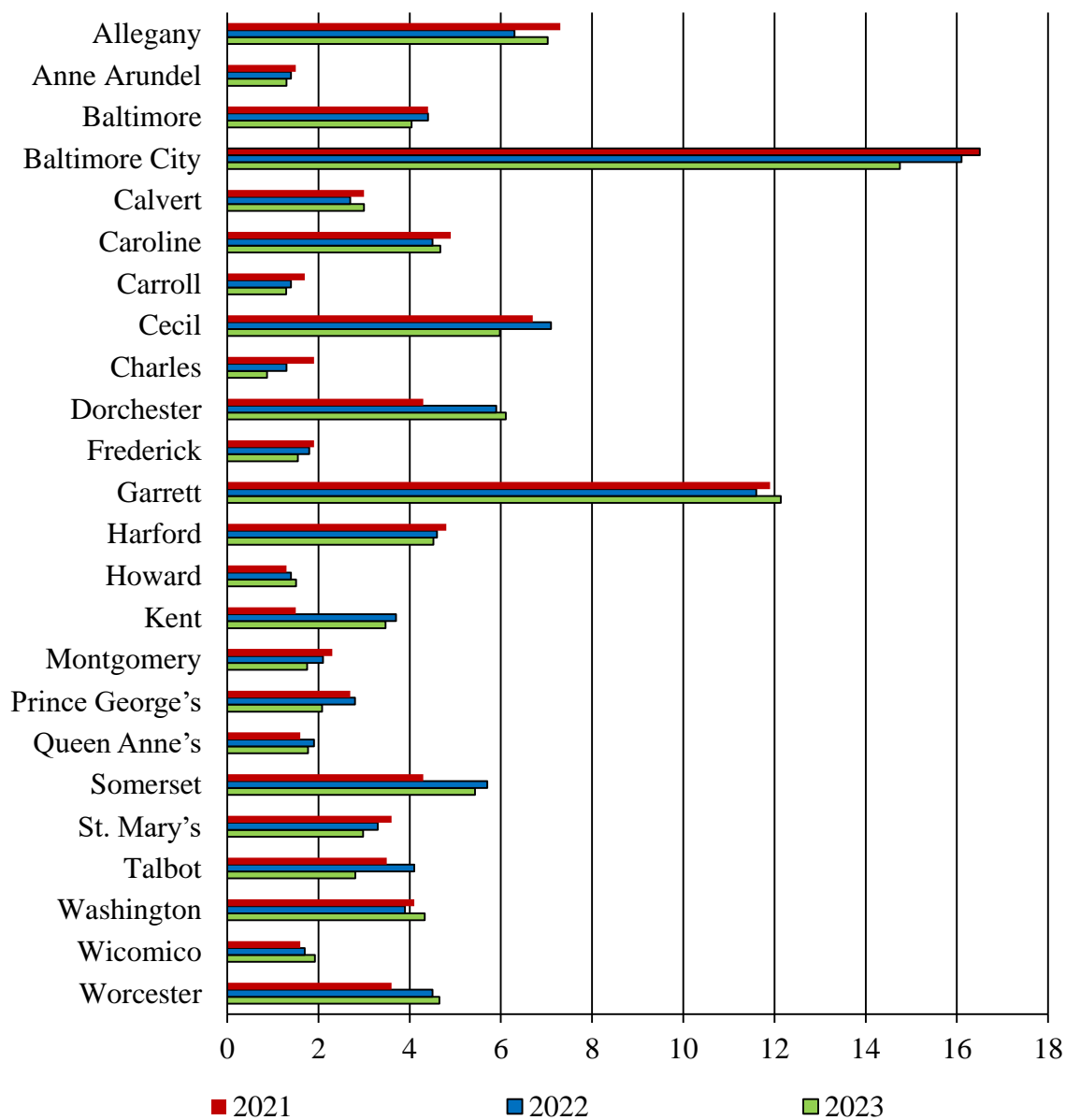
There are four primary agencies that oversee the welfare of children placed out of the home.

- **DHS:** Approximately 90% of OOHP children were placed by DHS, which oversees programs pertaining to abuse, neglect, and maltreatment.
- **DJS:** The second largest youth-placing agency, DJS treats youth who are involved in Maryland’s juvenile justice system.
- **MDH: *Developmental Disabilities Administration (DDA) and Behavioral Health Administration (BHA)*:** Though not a youth-placing agency, DDA funds placements for youth who meet eligibility criteria for developmental disability group homes. BHA is also not a youth-placing agency but funds placements in Residential Treatment Centers through Medicaid.
- **MSDE:** MSDE is not a youth-placing agency. Rather, it oversees the Nonpublic Tuition Assistance Program for nonpublic special education and the Waiver for Children with Autism Spectrum Disorder Program.

Youth Placement Data

Across all agencies, 6,084 youth experienced at least one OOHP in fiscal 2023, compared with 6,334 in fiscal 2022, a 3.9% decrease. **Exhibit 5** details OOHP per 1,000 youth by jurisdiction. While most (15) jurisdictions had fewer OOHPs per 1,000 youth in fiscal 2023 than in fiscal 2022, this was not the case for Allegany, Calvert, Caroline, Dorchester, Garrett, Howard, Washington, Wicomico, and Worcester counties.

Exhibit 5
Out-of-home Placements Per 1,000 Youth by Jurisdiction
Fiscal 2021-2023

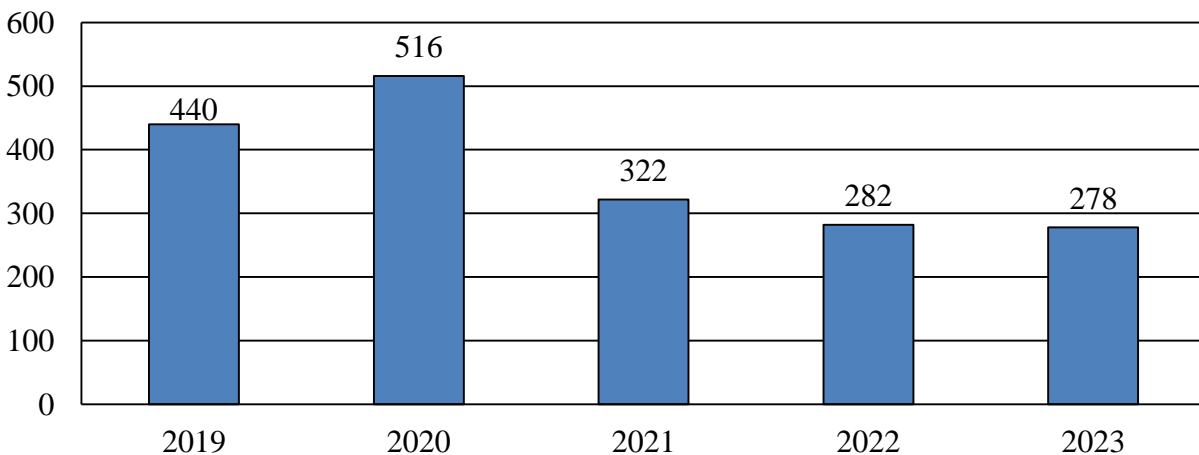


Source: Fiscal 2021, 2022, and 2023 Out of Home Placement Reports

As of the most recently submitted *Maryland Children’s Cabinet Three-year Plan* from December 1, 2022, one of the six Children’s Cabinet Priorities is preventing out-of-state placements. The State makes efforts to, wherever possible, place youth in a setting that is as close to their home as possible in order to minimize the trauma associated with their placement and the burden of travel for the family. Of the 14,610 placements statewide in fiscal 2023, 46.9% kept the youth in the county of origin, an additional 35.4% of youth were placed out-of-county, and just 3.0% of placements were out-of-state (433 placements, 278 individual youth). The percentage of placements where it was unknown if a youth was kept within the home county, out-of-county, or out-of-state was 14.7%. The District of Columbia (49 youth), Virginia (33), Florida (31), Pennsylvania (28), Delaware (17), West Virginia (15), and South Carolina (11) were the states with the highest number of Maryland’s out-of-state placements. Of total out-of-state youth, 79.1% went to one of these destinations. There were also 36 youth placed in unknown locations. Youth are often placed out-of-state to enroll in programs that better fit a youth’s particular service needs. In some instances, programs in the aforementioned states are actually closer to the youth’s home than an in-state option and therefore may be better for the youth’s wellbeing and family participation. Of the 278 youth in an out-of-state placement in fiscal 2023, most were placed in family homes or community-based placements. **GOC should comment on why there were youths in unknown destinations in fiscal 2023 data.**

Exhibit 6 shows the number of youths in an out-of-state placement in each fiscal year. The population out-of-state has decreased by 46.1% between fiscal 2020 and 2023. Reducing out-of-state placements was also a priority stressed under Maryland’s pandemic response, with a decrease of 37.6% between fiscal 2020 and 2021. The decline in the population has continued, though at a slower rate. Between fiscal 2022 and 2023, the decline was 1.4%.

Exhibit 6
Out-of-state Placements
Fiscal 2019-2023



Source: *Fiscal 2023 Out of Home Placement Report*

D18 – Governor’s Office for Children

DLS finds that the OOHP report is a useful evaluative tool to assess the well-being of Maryland’s youth and families and to identify areas of concern related to youth placed out of home. The report may additionally provide additional insights into recent OOHP trends and demonstrate coordination with goals set by the Children’s Cabinet. The OOHP report suggests that the Children’s Cabinet will be revitalized in fiscal 2024 and 2025. **DLS recommends adding a section to the budget bill restricting funds in each of the data contributing agencies pending the submission of the 2024 OOHP report.**

Operating Budget Recommended Actions

1. Amend the following language to the general fund appropriation:

, provided that ~~\$15,000,000~~ \$5,000,000 of this appropriation is ~~contingent upon passage of the ENOUGH Act made for the purpose of supporting the Engaging Neighborhoods, Organizations, Unions, Governments, and Households grant program is contingent on enactment of SB 482 or HB 694 establishing the program.~~

Explanation: This action is a technical amendment to include bill numbers related to the Engaging Neighborhoods, Organizations, Unions, Governments, and Households grant program and to reflect a general fund reduction for the program, which is contained in a separate action.

- | | <u>Amount</u> | |
|---|----------------------|----|
| | <u>Change</u> | |
| 2. Reduce the general fund appropriation for the Engaging Neighborhoods, Organizations, Unions, Governments, and Households grant program to reflect the expected level of expenditure. | -\$ 10,000,000 | GF |
| 3. Increase turnover expectancy for 4 positions to 25% to be consistent with budgeted turnover for new positions. | -\$ 82,820 | GF |
| 4. Add the following section: | | |

Section XX Out-of-home Placements Report

SECTION XX. AND BE IT FURTHER ENACTED, That \$100,000 of the general fund appropriation made for the purpose of administrative expenses in D18A01.01 Governor’s Office for Children’s (GOC), \$100,000 of the general fund appropriation of the Department of Human Services Social Services Administration, \$100,000 of the general fund appropriation of the Department of Juvenile Services, \$100,000 of the general fund appropriation of the Maryland Department of Health Developmental Disabilities Administration, and \$100,000 of the general fund appropriation of the Maryland State Department of Education may not be expended until GOC submits a report on behalf of the Children’s Cabinet to the budget committees on out-of-home placements containing:

- (1) the total number and one-day counts (as of January 1) of out-of-home placements and entries by jurisdiction, by agency, and by placement type for fiscal 2022, 2023, and 2024;

D18 – Governor’s Office for Children

- (2) the total number and one-day counts (as of January 1) of out-of-state placements, including the number of family home, community-based, and noncommunity-based out-of-state placements for fiscal 2022, 2023, and 2024 categorized by state and by age category;
- (3) the costs associated with out-of-home placements;
- (4) an explanation of recent placement trends;
- (5) findings of child abuse and neglect occurring while families are receiving family preservation services or within one year of each case closure; and
- (6) areas of concern related to trends in out-of-home and/or out-of-state placements and potential corrective actions that the Children’s Cabinet and local management boards can take to address these concerns.

Further provided that each agency or administration that funds or places children and youth in out-of-home placements shall assist GOC and comply with any data requests necessary for the timely production of the report. The report shall be submitted to the budget committees by January 1, 2025, and the budget committees shall have 45 days from the date of the receipt of the report to review and comment. Funds not expended for this restricted purpose may not be transferred by budget amendment or otherwise for any other purpose. Should the report not be submitted by the requested date, the restricted funds shall revert to the General Fund.

Explanation: The out-of-home placements report is a report mandated by Section 8-703(e) of the Human Services Article. It is also annually requested to be submitted to the budget committees. This report is a useful evaluative tool to assess the well-being of Maryland’s youth and families and to identify areas of concern related to youth placed out of home. This language restricts funds in each of the data reporting agencies and specifies the data of interest to the General Assembly, including agency-specific data for out-of-home and out-of-state placements.

D18 – Governor’s Office for Children

Information Request	Author	Due Date
Out-of-home placements report	GOC Department of Human Services Department of Juvenile Services Maryland Department of Health Maryland State Department of Education	January 1, 2025
Total Net Change		-\$ 10,082,820
Total General Fund Net Change		-\$ 10,082,820

Appendix 1
2023 Joint Chairmen’s Report Responses from Agency

The 2023 JCR requested that GOCPP prepare two reports related to its CYD, which will transfer to GOC at the start of fiscal 2025. Electronic copies of the full JCR responses can be found on the DLS Library website.

- ***Report on Place-based Cradle-to-career Strategies:*** GOCPP contracted with the Children’s Funding Project to submit this report, which it did on October 5, 2023. To support the committees’ goals, GOCPP recommended making additional resources available through the CCIF; realigning funding priorities to support place-based cradle-to-career strategies; and using LMBs as hubs for coordinating, tracking, and reporting on said strategies. Further discussion of this report can be found in Key Observation 1 of this analysis.
- ***Out-of-home Placements Report:*** This annually requested report was asked to detail the number of OOHPs and entries by jurisdiction, agency, and placement type for fiscal 2021, 2022, and 2023. GOCPP submitted this report on January 9, 2024. Further discussion of this report can be found in Key Observation 2 of this analysis and in the D21 – GOCPP analysis.

**Appendix 2
Object/Fund Difference Report
Governor's Office of Children**

<u>Object/Fund</u>	<u>FY 23 Actual</u>	<u>FY 24 Working Appropriation</u>	<u>FY 25 Allowance</u>	<u>FY 24 - FY 25 Amount Change</u>	<u>Percent Change</u>
Positions					
01 Regular	0.00	0.00	12.00	12.00	N/A
Total Positions	0.00	0.00	12.00	12.00	N/A
Objects					
01 Salaries and Wages	\$ 0	\$ 0	\$ 1,660,585	\$ 1,660,585	N/A
03 Communication	0	0	10,000	10,000	N/A
04 Travel	0	0	23,000	23,000	N/A
08 Contractual Services	0	0	136,388	136,388	N/A
09 Supplies and Materials	0	0	9,000	9,000	N/A
10 Equipment – Replacement	0	0	52,140	52,140	N/A
12 Grants, Subsidies, and Contributions	0	0	41,043,650	41,043,650	N/A
13 Fixed Charges	0	0	2,300	2,300	N/A
Total Objects	\$ 0	\$ 0	\$ 42,937,063	\$ 42,937,063	N/A
Funds					
01 General Fund	\$ 0	\$ 0	\$ 41,137,063	\$ 41,137,063	N/A
03 Special Fund	0	0	0	0	0.0%
09 Reimbursable Fund	0	0	1,800,000	1,800,000	N/A
Total Funds	\$ 0	\$ 0	\$ 42,937,063	\$ 42,937,063	N/A

Note: The fiscal 2024 appropriation does not include deficiencies. The fiscal 2025 allowance does not include statewide salary adjustments budgeted within the Department of Budget and Management.