




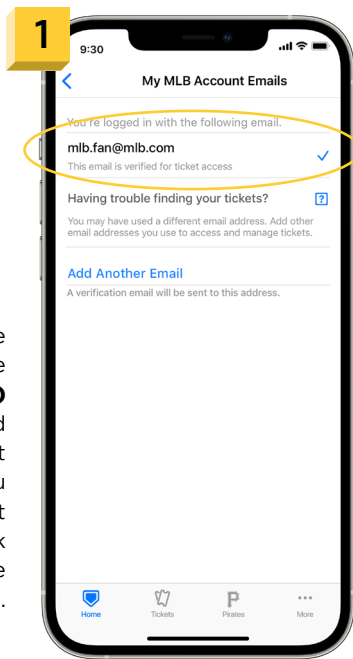
DIGITAL TICKETING HOW-TO



Ballpark



DOWNLOAD THE FREE MLB BALLPARK APP ON IPHONE OR ANDROID IN THE APP STORE OR ON GOOGLE PLAY

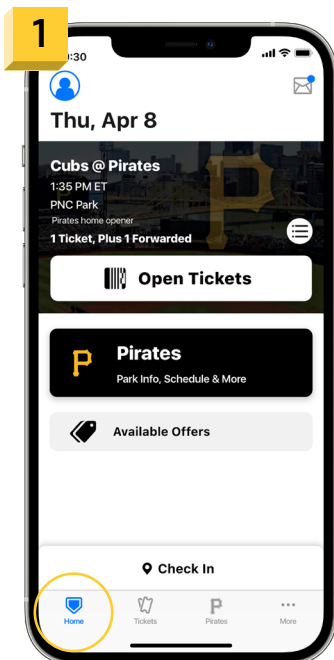


Log in using the same email used for the following scenarios: **(1)** Pirates tickets purchased or **(2)** Pirates tickets that were forwarded to you via email. If you do not have an account, click **SIGN UP** with the same email address.

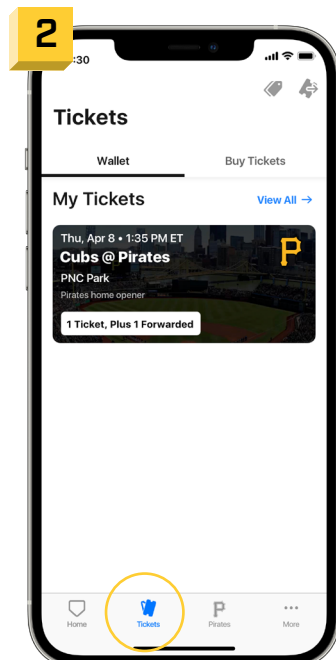
Select the Pirates as your favorite team.

ACCESSING TICKETS

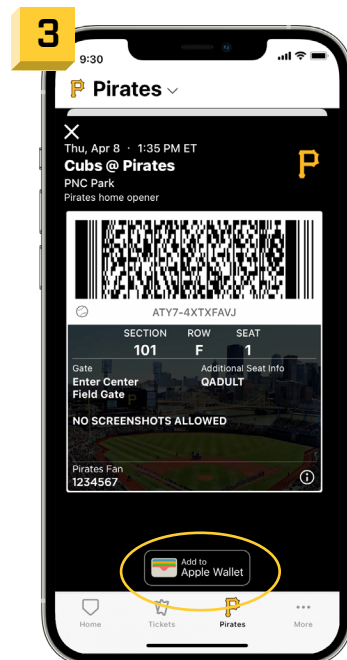
IMPORTANT: PRINTOUTS OR SCREENSHOTS OF A ROTATING BARCODE CANNOT BE SCANNED.



Same day game tickets will appear in the "Home tab."



The "Tickets" tab will show all tickets in your wallet.



Choose a ticket and select "Open." Tickets may be scanned directly from this screen or added to Apple Wallet or Android Wallet.*

*To avoid any connectivity issues, adding to wallet prior to the game is recommended.



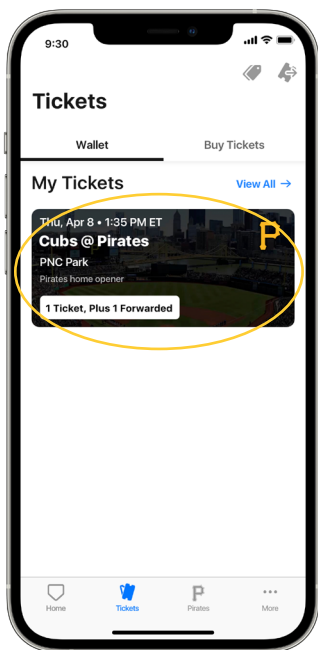
DIGITAL TICKETING HOW-TO



DOWNLOAD THE FREE MLB BALLPARK APP ON IPHONE OR ANDROID IN THE APP STORE OR ON GOOGLE PLAY

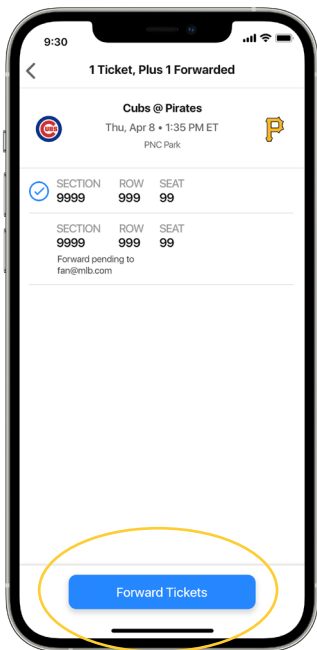
FORWARDING TICKETS VIA MLB BALLPARK APP

1



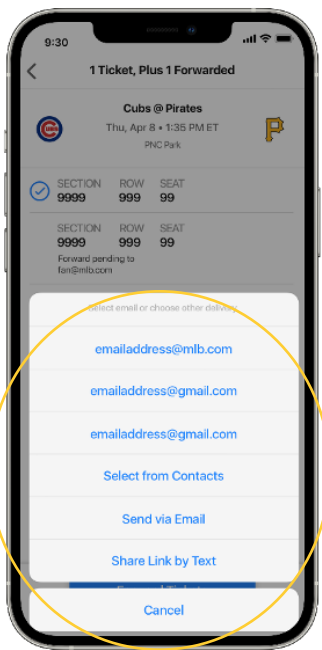
To forward a ticket, choose the game date of the tickets you want to forward.

2



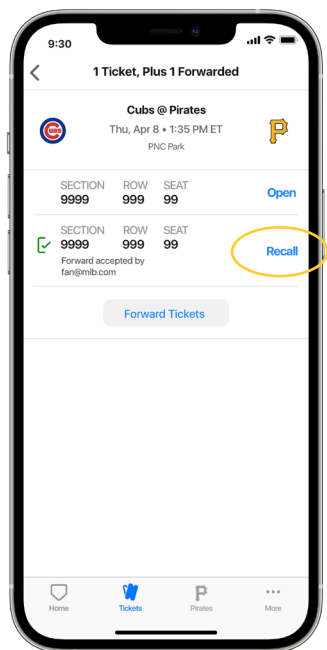
Click "Forward Tickets" and select the ticket(s) you wish to forward.

3



Click "Forward Tickets" then choose to send via email or text (share link).

4



If you need to cancel a forwarded ticket, you can do so by going to the ticket and selecting "recall."

Once forward is received via email or text, recipient will be instructed to link/create an account.