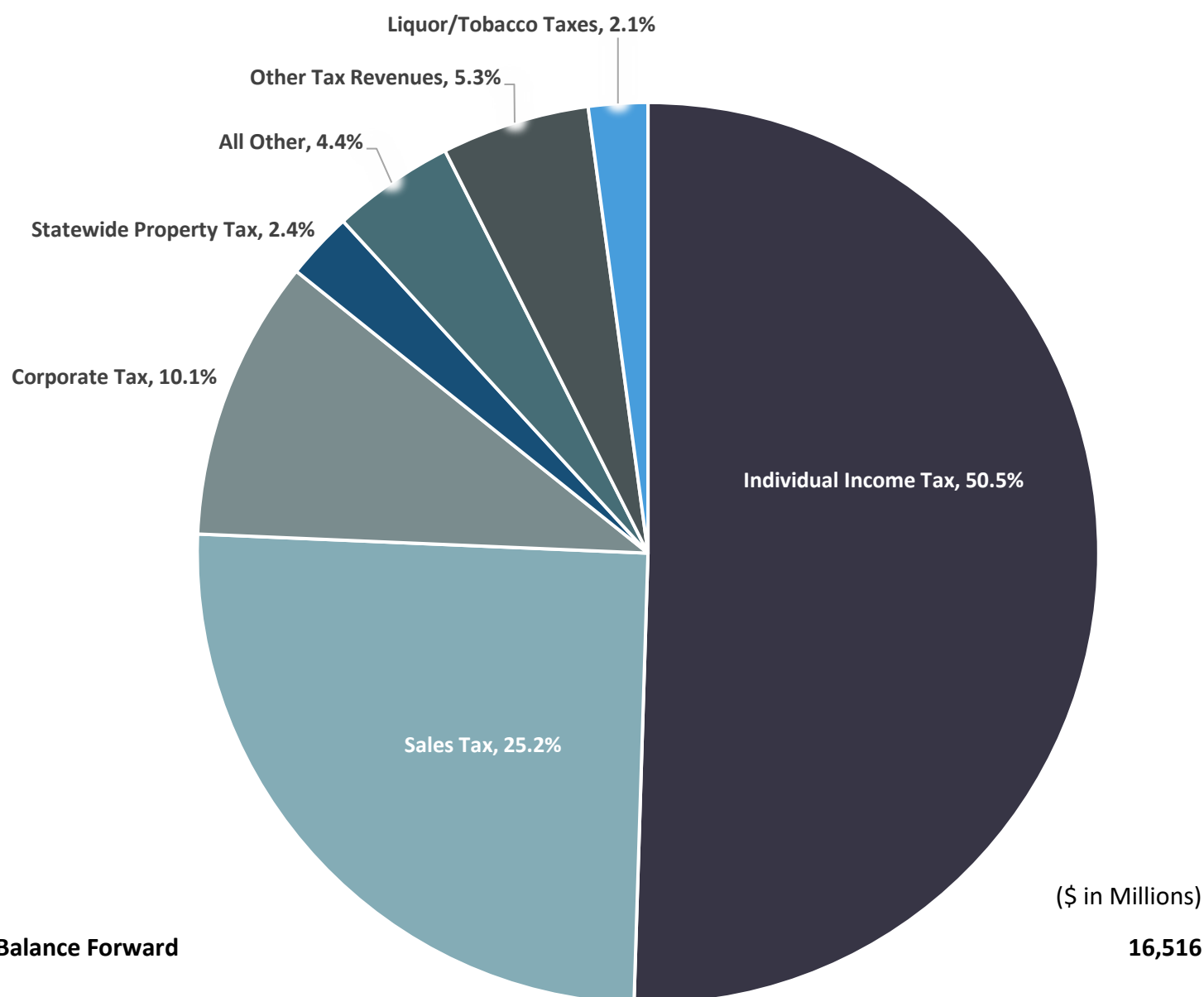


2024-25 Biennium

Where the General Fund Dollars Come From?

End of 2024 Legislative Session

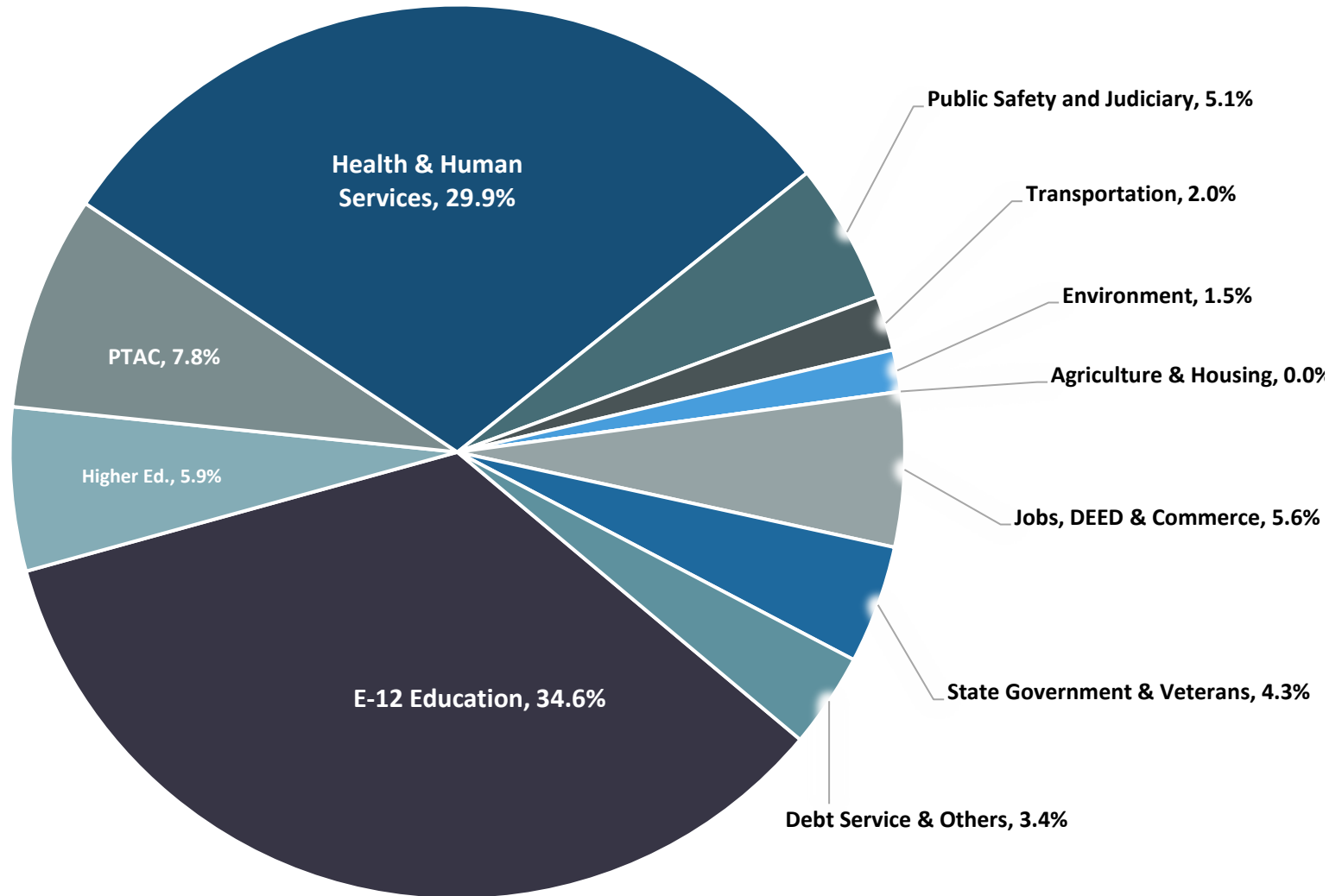


	(\$ in Millions)
Forecast Balance Forward	16,516
Non-Dedicated Revenues:	
Individual Income Tax	30,796
Sales Tax	15,358
Corporate Tax	6,147
Statewide Property Tax	1,476
Liquor, Wine, Beer Taxes	228
Cigarette & Tobacco Taxes	1,067
Other Tax Revenues	3,240
All Other Revenues	2,479
Subtotal Non-Dedicated Revenues	60,791
Transfers From Other Funds	124
Prior Year Adjustments	70
Subtotal Other Resources	198
SUBTOTAL CURRENT RESOURCES	60,988
TOTAL AVAILABLE RESOURCES, FY 2024-25	77,505
Less: Estimated Expenditures	70,950
Cash Flow Account	350
Budget Reserve	2,913
Projected General Fund Balance	3,291

2024-25 Biennium

Where the General Fund Dollars Go?

End of 2024 Legislative Session



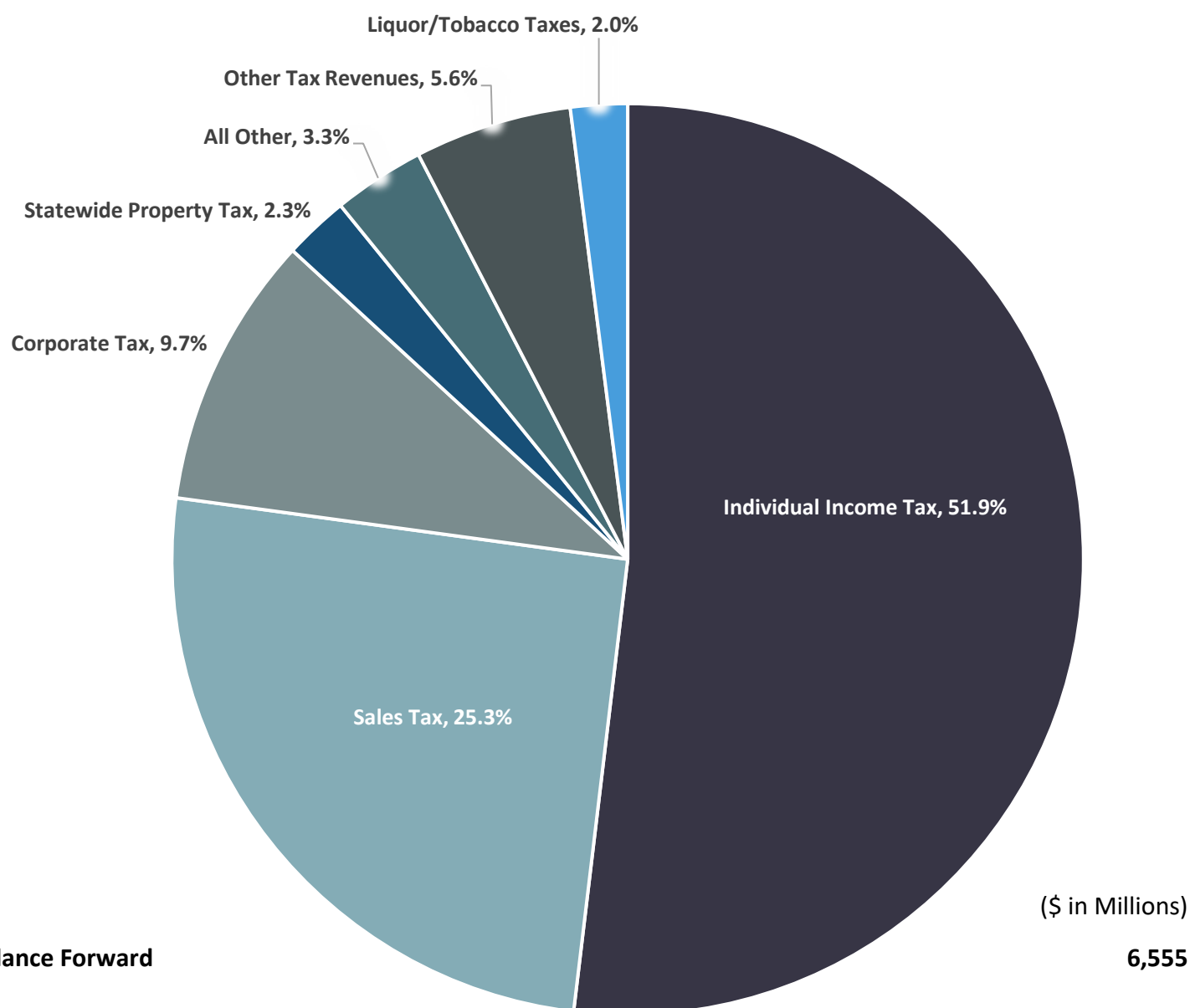
(\$ in Millions)

TOTAL AVAILABLE RESOURCES, FY 2024-25	77,505
Omnibus Bills:	
E-12 Education	24,547
Higher Education	4,195
Property Tax Aids & Credits	5,506
Health & Human Services	21,206
Public Safety & Judiciary	3,607
Transportation	1,399
Environment & Energy	1,070
Jobs, Commerce, Ag and Housing	3,959
State Government & Veterans	3,028
Debt Service	1,137
Capital Projects & Other	1,295
Subtotal-Omnibus Bills	70,950
TOTAL ESTIMATED EXPENDITURES, FY 2024-25	70,950
Cash Flow Account	350
Budget Reserve	2,913
Projected General Fund Balance	3,291

2026-27 Biennium

Where the General Fund Dollars Come From?

End of 2024 Legislative Session

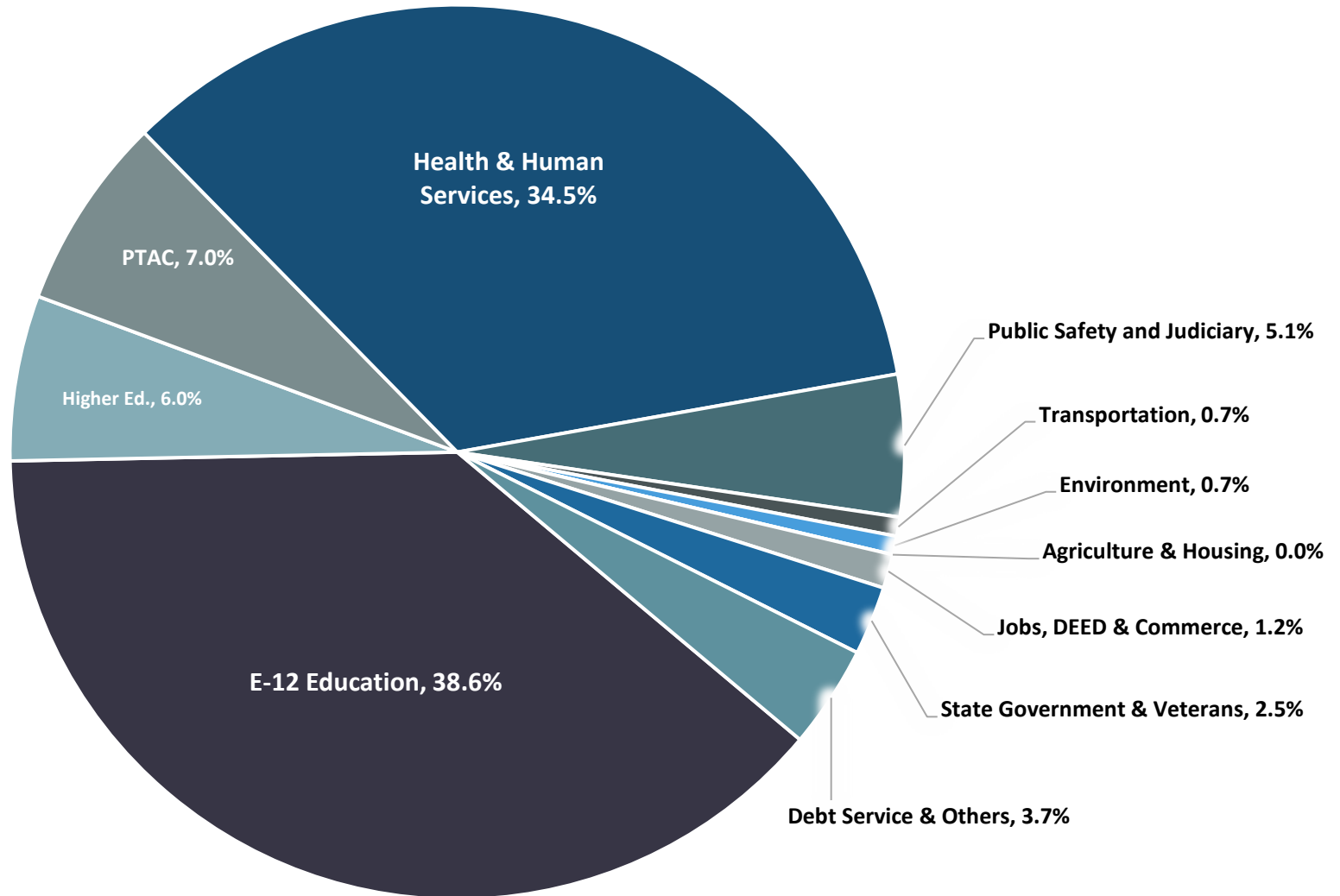


	(\$ in Millions)
Forecast Balance Forward	6,555
Non-Dedicated Revenues:	
Individual Income Tax	33,651
Sales Tax	16,381
Corporate Tax	6,287
Statewide Property Tax	1,491
Liquor, Wine, Beer Taxes	240
Cigarette & Tobacco Taxes	1,068
Other Tax Revenues	3,617
All Other Revenues	1,700
Subtotal Non-Dedicated Revenues	64,435
Transfers From Other Funds	336
Prior Year Adjustments	69
Subtotal Other Resources	411
SUBTOTAL CURRENT RESOURCES	64,845
TOTAL AVAILABLE RESOURCES, FY 2026-27	71,400
Less: Estimated Expenditures	66,418
Cash Flow Account	350
Budget Reserve	2,913
Projected General Fund Balance	1,719

2026-27 Biennium

Where the General Fund Dollars Go?

End of 2024 Legislative Session



(\$ in Millions)

TOTAL AVAILABLE RESOURCES, FY 2026-27	71,400
Omnibus Bills:	
E-12 Education	25,620
Higher Education	3,970
Property Tax Aids & Credits	4,648
Health & Human Services	22,941
Public Safety & Judiciary	3,404
Transportation	456
Environment & Energy	444
Jobs, Commerce, Ag and Housing	816
State Government & Veterans	1,652
Debt Service	1,350
Capital Projects & Other	1,115
Subtotal-Omnibus Bills	66,418
TOTAL ESTIMATED EXPENDITURES, FY 2026-27	66,418
Cash Flow Account	350
Budget Reserve	2,913
Projected General Fund Balance	1,719