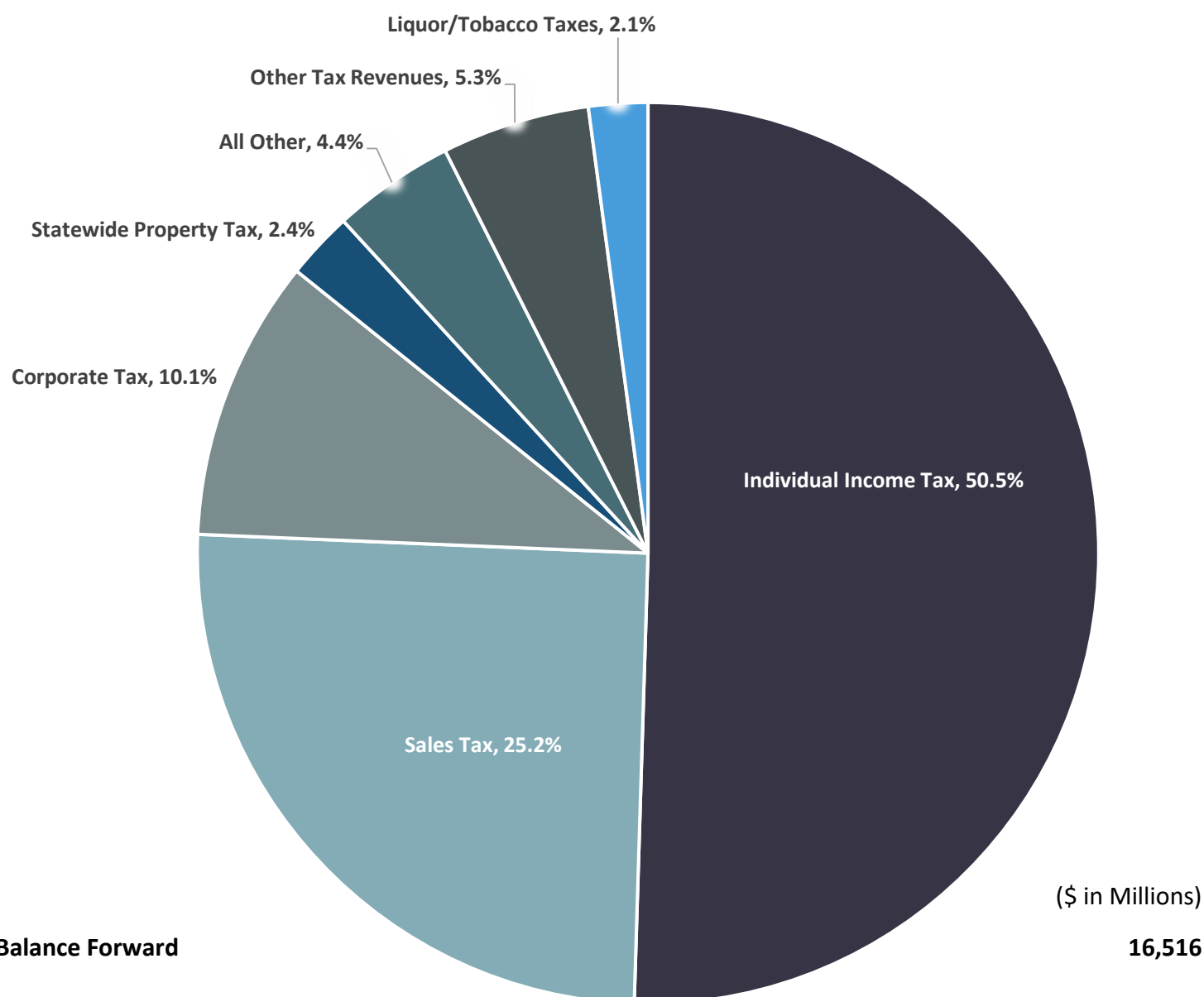


2024-25 Biennium

Where the General Fund Dollars Come From?

February 2024 Forecast

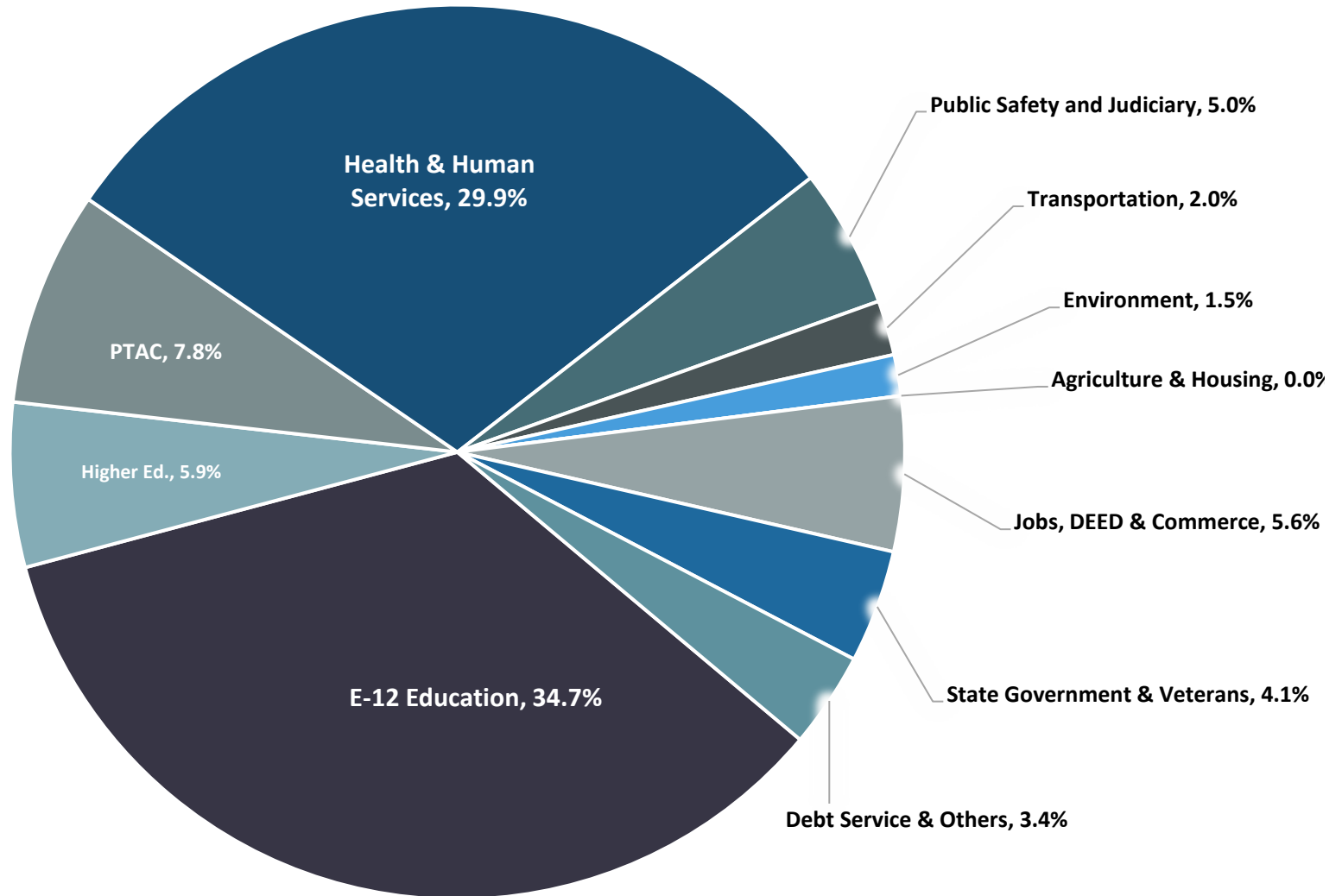


	(\$ in Millions)
Forecast Balance Forward	16,516
Non-Dedicated Revenues:	
Individual Income Tax	30,796
Sales Tax	15,359
Corporate Tax	6,162
Statewide Property Tax	1,476
Liquor, Wine, Beer Taxes	228
Cigarette & Tobacco Taxes	1,064
Other Tax Revenues	3,240
All Other Revenues	2,476
Subtotal Non-Dedicated Revenues	60,800
Transfers From Other Funds	123
Prior Year Adjustments	70
Subtotal Other Resources	197
SUBTOTAL CURRENT RESOURCES	60,997
TOTAL AVAILABLE RESOURCES, FY 2024-25	77,513
Less: Estimated Expenditures	70,535
Cash Flow Account	350
Budget Reserve	2,913
Projected General Fund Balance	3,715

2024-25 Biennium

Where the General Fund Dollars Go?

February 2024 Forecast



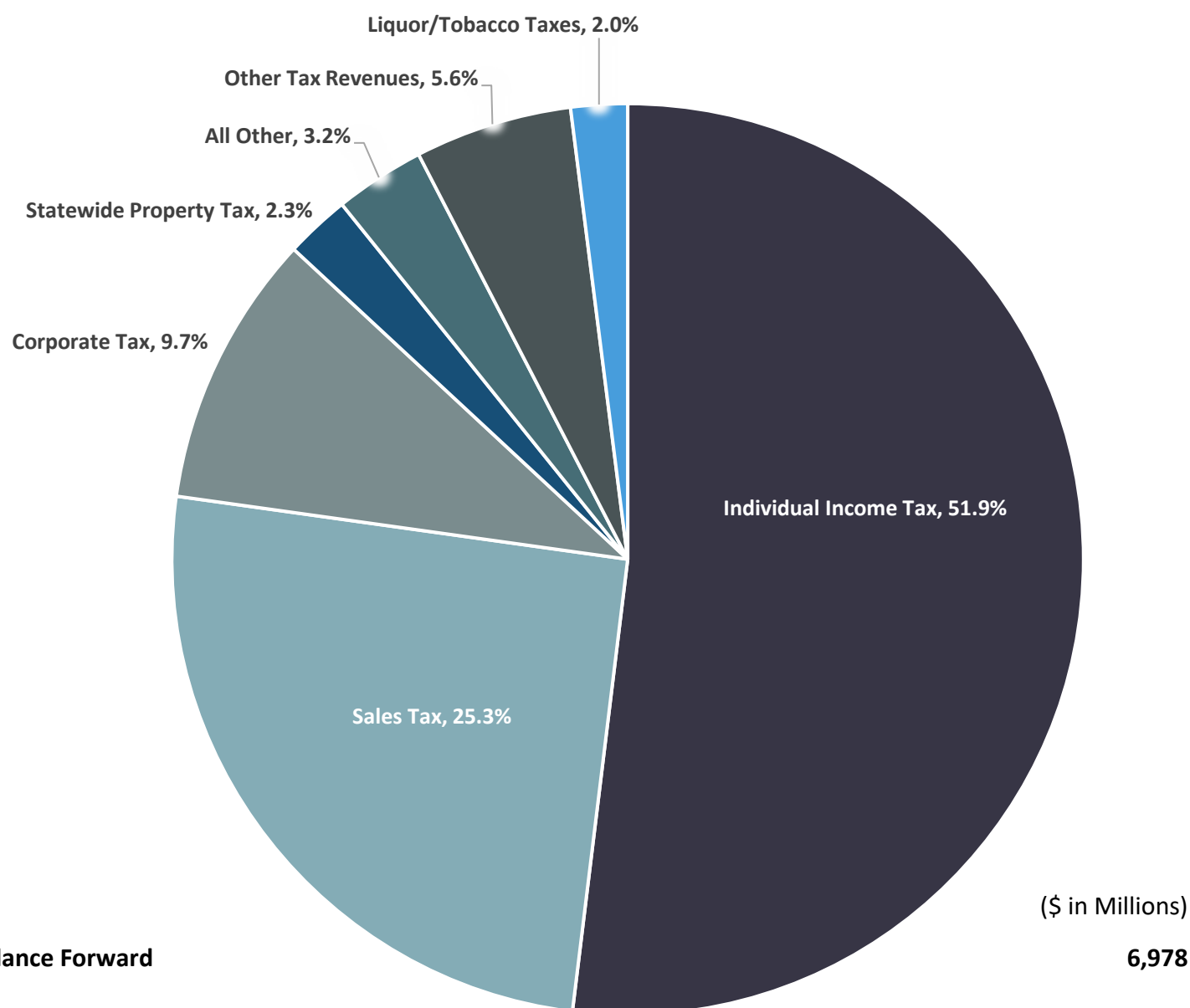
(\$ in Millions)

TOTAL AVAILABLE RESOURCES, FY 2024-25	77,513
Omnibus Bills:	
E-12 Education	24,500
Higher Education	4,194
Property Tax Aids & Credits	5,482
Health & Human Services	21,108
Public Safety & Judiciary	3,550
Transportation	1,395
Environment & Energy	1,048
Jobs, Commerce, Ag and Housing	3,944
State Government & Veterans	2,879
Debt Service	1,137
Capital Projects & Other	1,296
Subtotal-Omnibus Bills	70,535
TOTAL ESTIMATED EXPENDITURES, FY 2024-25	70,535
Cash Flow Account	350
Budget Reserve	2,913
Projected General Fund Balance	3,715

2026-27 Biennium

Where the General Fund Dollars Come From?

February 2024 Forecast



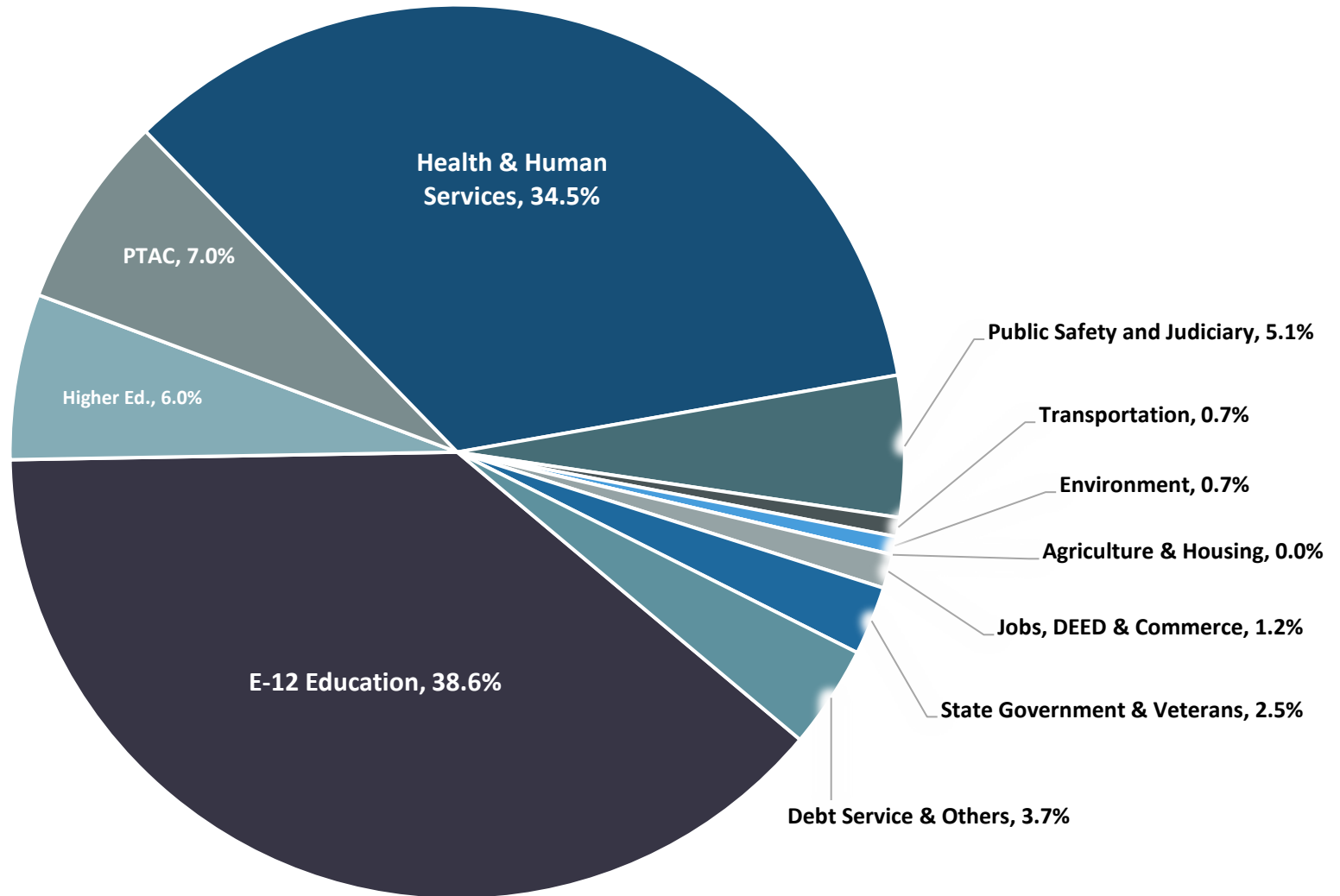
(\$ in Millions)

Forecast Balance Forward	6,978
Non-Dedicated Revenues:	
Individual Income Tax	33,662
Sales Tax	16,383
Corporate Tax	6,287
Statewide Property Tax	1,491
Liquor, Wine, Beer Taxes	240
Cigarette & Tobacco Taxes	1,060
Other Tax Revenues	3,617
All Other Revenues	1,673
Subtotal Non-Dedicated Revenues	64,412
Transfers From Other Funds	328
Prior Year Adjustments	69
Subtotal Other Resources	402
SUBTOTAL CURRENT RESOURCES	64,814
TOTAL AVAILABLE RESOURCES, FY 2026-27	71,792
Less: Estimated Expenditures	66,292
Cash Flow Account	350
Budget Reserve	2,913
Projected General Fund Balance	2,237

2026-27 Biennium

Where the General Fund Dollars Go?

February 2024 Forecast



(\$ in Millions)

TOTAL AVAILABLE RESOURCES, FY 2026-27	71,792
Omnibus Bills:	
E-12 Education	25,600
Higher Education	3,970
Property Tax Aids & Credits	4,649
Health & Human Services	22,877
Public Safety & Judiciary	3,382
Transportation	457
Environment & Energy	434
Jobs, Commerce, Ag and Housing	814
State Government & Veterans	1,646
Debt Service	1,350
Capital Projects & Other	1,111
Subtotal-Omnibus Bills	66,292
TOTAL ESTIMATED EXPENDITURES, FY 2026-27	66,292
Cash Flow Account	350
Budget Reserve	2,913
Projected General Fund Balance	2,237