



COMMUNITY HEALTH IMPROVEMENT PLAN

GARRETT COUNTY

2020

To Make A
Difference
In My Community
#GC2020

*Garrett County, a healthier place to
live, work, and play!*

TABLE OF CONTENTS

Welcome.....2


How it Works.....3

Project Timeline.....4

Innovation Vision.....5

Things You Need To Know.....6

Community Health Improvement Strategies.....7





WELCOME!

Garrett County, a healthier place to live, work, and play!

Congratulations! Our community has crafted the very first digitally responsive Community Health Improvement Plan. Creating a vision for our county and incrementally measuring our progress toward the goals we set together has created a true culture of collaboration in Garrett County. The Robert Wood Johnson Foundation recognized our efforts and has awarded Garrett County as one of the culture of health prize winners for 2017. Way to go, Garrett County!

What does this mean for you? As a community, we are addressing social risk factors that determine health in a systematic and collaborative way, ultimately leading to better health outcomes for the citizens of Garrett County.

"Our goal is to foster innovation to improve health outcomes in Garrett County."

- Bob Stephens M.S., Health Officer

This innovative new approach in public health engages the community utilizing the digital platform found at mygarrettcountry.com, which has achieved unprecedented success and dramatically increased equity!

This plan reflects your ideas, concerns, and solutions. Community feedback on such a large scale has informed measure development and prioritization, marking an important step toward ensuring that measures reflect what is most important in the daily lives of our community stakeholders.



Shelley Argabrite M.A.

*Garrett County Strategic Health Planner, Author
Garrett County Health Department*



Johnathon Corbin

*Public Affairs Specialist/Informatician
Garrett County Health Department*



HOW IT WORKS

A Data-Driven Approach to Population Health

While Garrett County, Maryland has a long established record of excellence in collaboration, the innovative and transformational community health improvement planning processes found at mygarrettcounty.com, and summarized in this document, demonstrates our greatest commitment yet toward measuring the improvements in local health outcomes for stakeholders in our community.

This innovative process originated out of the need to increase representation, improve stakeholder engagement, and create opportunities for equity to flourish. This journey began through analysis of the Garrett County 2016 Community Health Assessment, which identified four broad focus areas for our community, based on the data collected: **behavioral health** (including substance related disorders and mental health), **chronic diseases** (prioritizing modifiable risk factors, such as physical activity, nutrition, and tobacco use), **access to care and community linkages**, and **maternal, child, and adolescent health** (later revised to incorporate comprehensive family health, regardless of familial structure). While these focus areas initially guided our framework for mygarrettcounty.com, many additional community-driven insights, especially within the domain of the **social determinants of health** (also referred to as social risk factors), emerged through open and transparent digital discussions, and have gained popularity as matters of importance that are actively addressed with measurable strategies in this version of the Community Health Improvement Plan.

This transformational process offers a beacon of hope for our community's most vulnerable residents as it seeks to engage nontraditional, multisectoral partners at an unprecedented scale and works toward establishing baselines for the most vital programs, initiatives, and systems changes that ensure healthy, thriving communities.

Furthermore, this plan is the first-of-its-kind to be driven by hyper local data, collected and reported within and by our community, that is timely, actionable, specialized, attributable, and collective to ensure validity and understand interoperational connectivity. This transformational approach is the most comprehensive pivot toward data-driven decision making that our community has ever employed, and offers incalculable opportunities for collaborative strategies that seek to not only improve, but transform health outcomes for all who live, work, and play in Garrett County, Maryland.



PROJECT TIMELINE

- Oct. '16 Innovative Health Planning Collaborative Developed
- Nov. '16 Initial BETA Launch of the Garrett County Planning Tool (GCPT) to Primary Stakeholders
- Dec. '16 Widespread Community Launch of GCPT
- Feb. '17 Peak Growth Phase as Nontraditional Community Stakeholders are Onboarded
- June '17 Measurement Framework Process Begins and the GCPT Achieves National Status as Innovative Practice with Funding from PHNCI & RWJF
- Sep. '17 Rural Data Infrastructure Planning
- March '18 CHIP Dash Launched and Document Published
- April '18 Integrated Population Health Implementation

INNOVATION VISION

The *BIG* Picture

The Garrett County Planning Tool, found at mygarrettcountry.com, was created with the intention to guide our community as we built a local, data-informed vision from our current needs by meaningfully and transparently engaging all residents.

This vision becomes actionable through the planning tool framework providing the platform for the creation of a comprehensive and responsive Community Health Improvement Plan.

Demonstrating high performance through accountability and credibility is an especially important element for health departments initially seeking or maintaining public health accreditation and is essential to sustaining a robust public health system that is responsive to the needs of all residents.

"Culture of Health Prize communities have inspired hope across the country."

- Richard Besser .MD., RWJF Presesident and CEO

This framework guides stakeholders through the process of creating a measurement framework to ensure that the strategies they implement to improve health in our community have metrics that specifically align with desirable population health outcomes identified as strategic priorities through our Community Health Assessment. The ultimate goal being that the specific strategies, measured as **hyper local data**, become the primary method of program attribution.

Meaningful, transparent measurements establish unprecedented levels of accountability and commitment by community agencies and stakeholders to work collectively toward eliminating health disparities and develop equity, while propelling Garrett County toward transforming into the healthiest community to live, work, and play in the state of Maryland.

THINGS YOU NEED TO KNOW

This Community Health Improvement Plan (CHIP) is unlike any other our community has ever had access to in the past. This plan is living, and constantly being revised, updated, and worked on at mygarrettcountry.com, where anyone who lives, works, or plays in Garrett County has an opportunity to participate in the planning and implementation processes.

Due to the dynamic nature of this CHIP, *snapshots* are taken quarterly for comparison of performance measures over time, and to correlate our collective efforts in working toward improved health outcomes for Garrett County.

"While other plans may be static documents that don't change for several years, this CHIP is an innovative step toward creating living processes that ensure the best outcomes for all of our community's stakeholders. The more successful our planning processes are, the more likely this document is to change and grow over time as we work to make Garrett County the healthiest community in the state of Maryland."

- Shelley Argabrite M.A., Strategic Health Planner

Every strategy that the CHIP measures lives in a group on my mygarrettcountry.com, where transparent, collaborative planning occurs. This innovative process is open 24/7 to make it easy for people to participate at their convenience and improves community engagement. After all, community improvement initiatives are most successful when we're able to work together. So merge your passions with our purpose, and join groups today to make Garrett County a healthier place to live, work, and play tomorrow!

STRATEGIES TO IMPROVE HEALTH


The following strategies have been proposed for the first time ever in the transparent workspace on mygarrettcounty.com, working with a variety of multisectoral partners in efforts to drastically change health outcomes in Garrett County through the highest degree of collaboration that we've ever been able to measure.

You may notice in future iterations of this plan that data points may change and strategies may be improved as we work to become more responsive to the community. While this printed plan is a convenient carry along, we encourage everyone to utilize the digital edition at mygarrettcounty.com to always have access to the most up-to-date information, and have plentiful opportunities to participate in the implementation and refinement of these strategies, or propose new ones as health priorities change and evolve over time. We'll see you on mygarrettcounty.com, and look forward to improved health outcomes in 2020!



JOIN US!

PARTICIPATE IN THE
DISCUSSION ONLINE AT
MYGARRETTCOUNTY.COM



Access to Quality Behavioral Health Treatment and Support Services.

Public Group a month ago

Leave Group

GROUP ADMINS



Health Improvement Strategy

"Access to Quality Behavioral Health Treatment and Support Services."

["https://mygarrettcountry.com/groups/behavioral-health-authority/access-to-behavioral-health-services-and-quality-of-care-throughout-the-continuum-of-care/"](https://mygarrettcountry.com/groups/behavioral-health-authority/access-to-behavioral-health-services-and-quality-of-care-throughout-the-continuum-of-care/)

Goal:

Support Access to quality behavioral health treatment and support services.

Strategy Description:

As the demand for behavioral health services increase, a multifaceted approach toward achieving the goal of access to quality behavioral health services is needed.

- Enhanced crisis response services and community based suicide prevention,
- Supporting the expansion of accredited behavioral health providers in Garrett County, and
- Support cost-effective, coordinated and recovery oriented services to individuals incarcerated in the local detention center, community

Level of Change:

Systems

Primary Focus Area:

Behavioral Health: including Substance Abuse and Mental Health

Data Category Tag:

GCHD Behavioral Health Authority

Estimated Implementation Date:

2017-07-01



Estimated Completion Date:

2020-12-31

Estimated Ease of Implementation:

Moderate

Estimated Cost of Implementation:

Moderate

Potential Community Benefit:


High

Research:

<https://www.cdc.gov/childrensmentalhealth/access.html> http://www.aacap.org/App_Themes/AACAP/docs/clinical_practice_center/system

- Select all
- Deselect all
- Copy
- CSV
- Excel
- JSON

Measurements	Target Goal	Status	Desired Trend	Contributor	January 2017	February 2017	March 2017	April 2017
--------------	-------------	--------	---------------	-------------	--------------	---------------	------------	------------

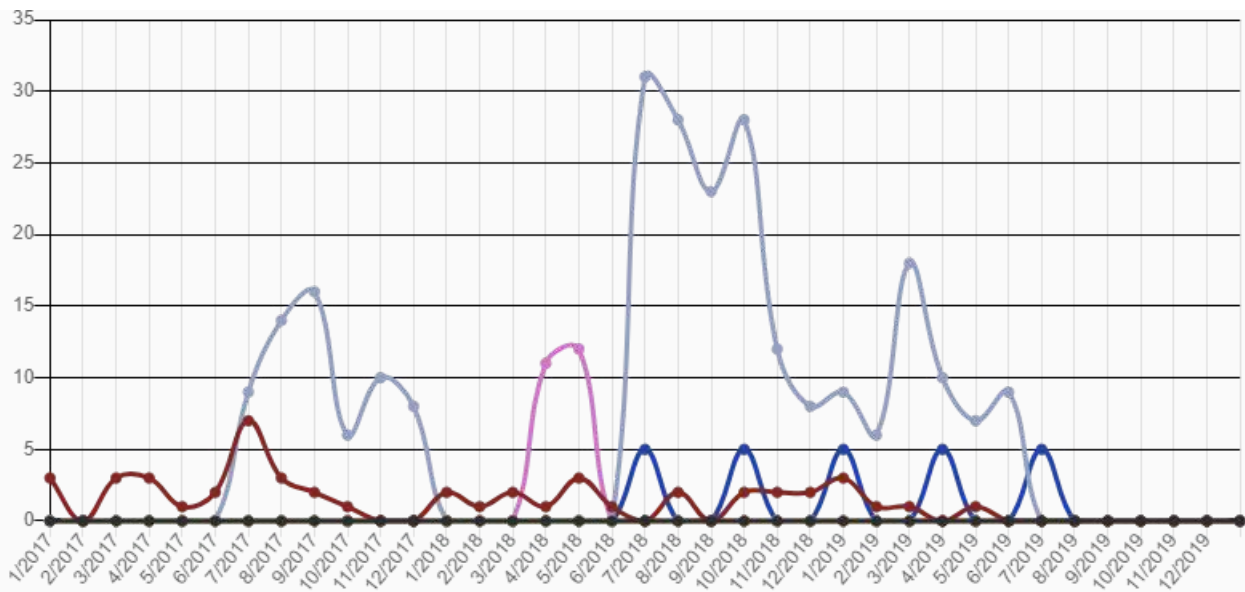
#1) Number of law enforcement personnel trained in Mental Health First Aid	12	Active	Increase	Garrett County Behavioral Health Authority/Local Management Board Staff; Garrett County Office of the Sheriff; Maryland State Police, McHenry Barrack; Oakland City Police; Department of Natural Resources Police	0	0	0	0
#2) Number of Monthly Urgent Care Referrals				Garrett Regional Medical Center				

Showing 1 to 8 of 8 entries

Data Narrative

1. Number of law enforcement personnel trained in Mental Health First Aid: Garrett County Office of the Sheriff; Maryland State Police; and
2. Number of Monthly Urgent Care Referrals having verified follow-up by the Garrett County Behavioral Health Providers: This measure is
3. Utilize data to support and/or enhance workforce initiatives for individuals in recovery: This measure has been archived, as it may be m
4. Number of incarcerated individuals served that have a behavioral health disorder: This measure includes individuals that have a psychi
Mental Health Services added to Addiction Services in those same months. This was due to staff vacancy and Mental Health services
5. Number of Continuing Care/After Care Plans developed for individuals being released from the detention center, who received Behavior
6. Mental Health First Aid training sessions provided to general public: Goal is to provide at least three training sessions.
7. Adherence to Contractual Conditions of Award by program vendors: Measure is based on Quarterly Monitoring reports received from c

Scaled Data Visualization

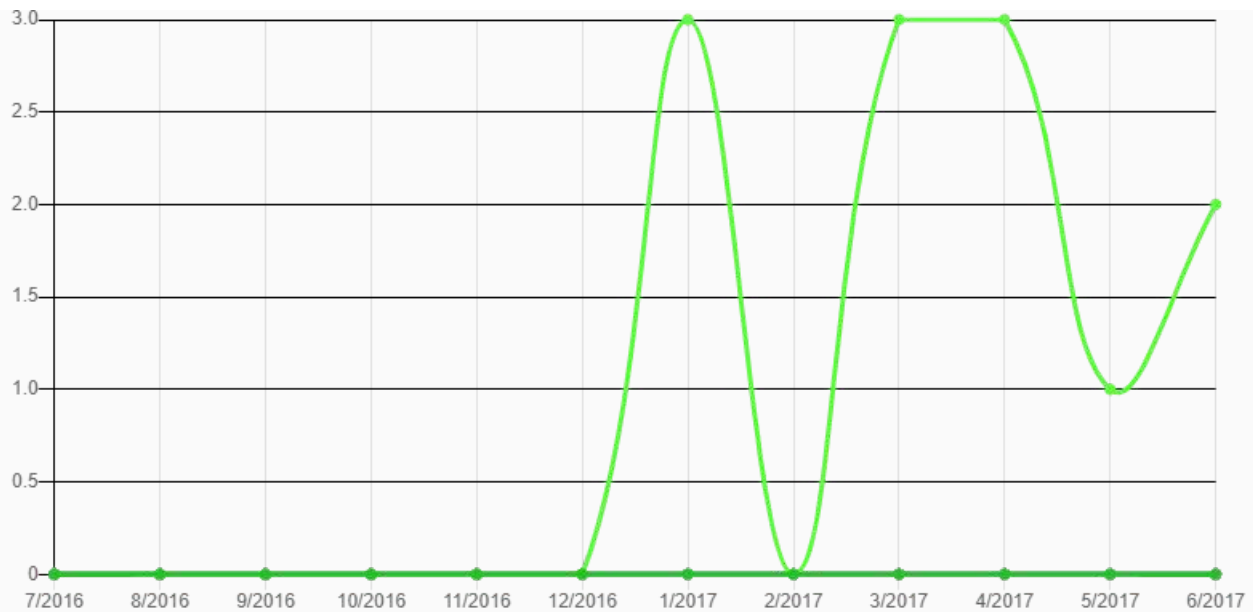


- #1) Number of law enforcement personnel trained in Mental Health First Aid
- #1) Number of law enforcement personnel trained in Mental Health First Aid Target Goal
- #2) Number of Monthly Urgent Care Referrals having verified follow-up by the GC Behavioral Health Providers
- #2) Number of Monthly Urgent Care Referrals having verified follow-up by the GC Behavioral Health Providers Target Goal
- #3) Utilize data to support and/or enhance workforce initiatives for individuals in recovery
- #3) Utilize data to support and/or enhance workforce initiatives for individuals in recovery Target Goal
- #4) Number of incarcerated individuals served that have a behavioral health disorder
- #4) Number of incarcerated individuals served that have a behavioral health disorder Target Goal
- #6) Mental Health First Aid training sessions provided to general public
- #6) Mental Health First Aid training sessions provided to general public Target Goal
- #7) Adherence to Contractual Conditions of Award by program vendors
- #7) Adherence to Contractual Conditions of Award by program vendors Target Goal
- #8) Number of incarcerated individuals referred for behavioral health treatment services and other supports following release from Detention Center
- #8) Number of incarcerated individuals referred for behavioral health treatment services and other supports following release from Detention Center Target Goal

Group Measures



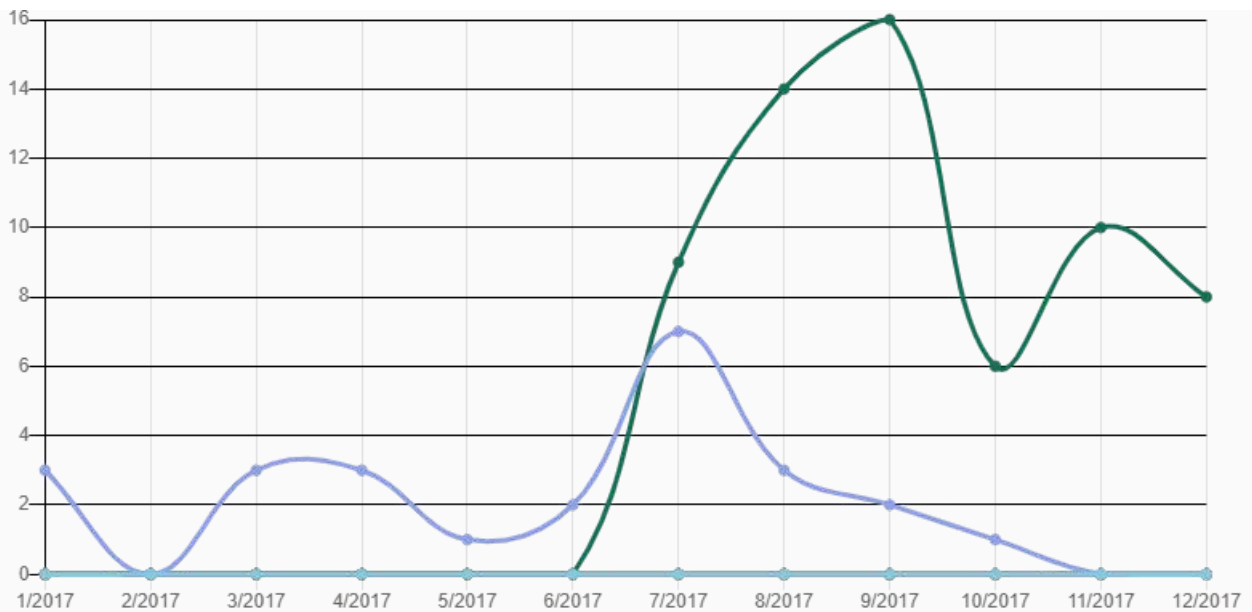
Fiscal Year 2017 Data Visualization (July-June)



- #1) Number of law enforcement personnel trained in Mental Health First Aid
- #1) Number of law enforcement personnel trained in Mental Health First Aid Target Goal
- #2) Number of Monthly Urgent Care Referrals having verified follow-up by the GC Behavioral Health Providers
- #2) Number of Monthly Urgent Care Referrals having verified follow-up by the GC Behavioral Health Providers Target Goal
- #3) Utilize data to support and/or enhance workforce initiatives for individuals in recovery
- #3) Utilize data to support and/or enhance workforce initiatives for individuals in recovery Target Goal
- #4) Number of incarcerated individuals served that have a behavioral health disorder
- #4) Number of incarcerated individuals served that have a behavioral health disorder Target Goal
- #6) Mental Health First Aid training sessions provided to general public
- #6) Mental Health First Aid training sessions provided to general public Target Goal
- #7) Adherence to Contractual Conditions of Award by program vendors
- #7) Adherence to Contractual Conditions of Award by program vendors Target Goal
- #8) Number of incarcerated individuals referred for behavioral health treatment services and other supports following release from Detention Center
- #8) Number of incarcerated individuals referred for behavioral health treatment services and other supports following release from Detention Center Target Goal

Group Measures

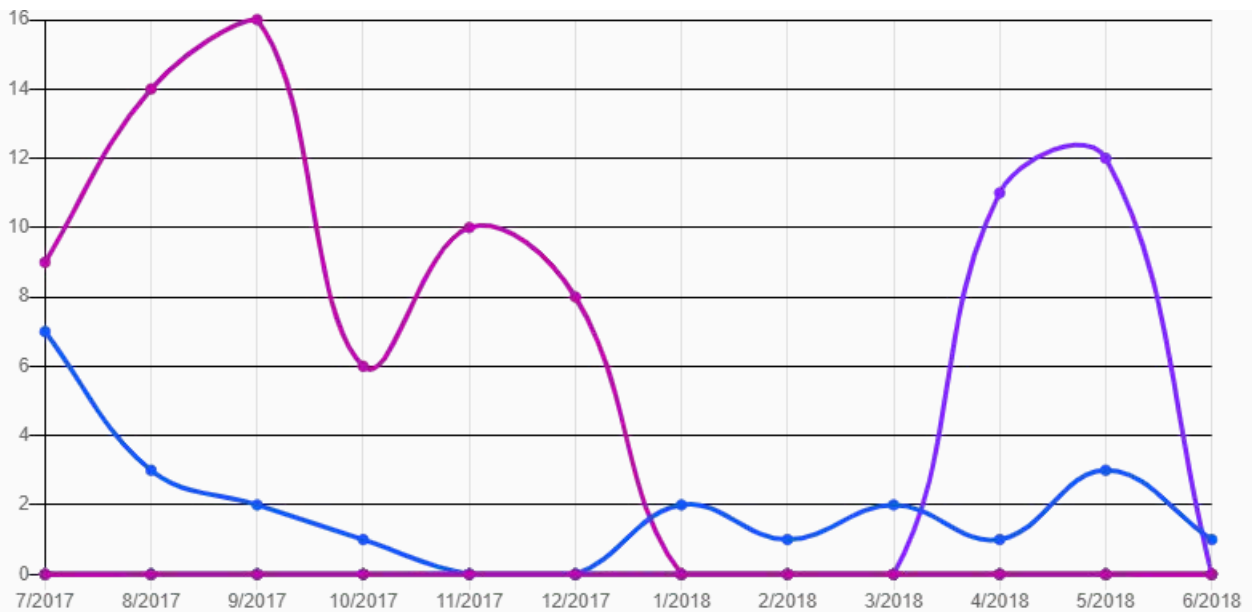
Calendar Year 2017 Data Visualization



- #1) Number of law enforcement personnel trained in Mental Health First Aid
- #1) Number of law enforcement personnel trained in Mental Health First Aid Target Goal
- #2) Number of Monthly Urgent Care Referrals having verified follow-up by the GC Behavioral Health Providers
- #2) Number of Monthly Urgent Care Referrals having verified follow-up by the GC Behavioral Health Providers Target Goal
- #3) Utilize data to support and/or enhance workforce initiatives for individuals in recovery
- #3) Utilize data to support and/or enhance workforce initiatives for individuals in recovery Target Goal
- #4) Number of incarcerated individuals served that have a behavioral health disorder
- #4) Number of incarcerated individuals served that have a behavioral health disorder Target Goal
- #5) Number of Continuing Care/After Care Plans developed with incarcerated individuals, who received Behavioral Health services, prior to being released from the d
- #5) Number of Continuing Care/After Care Plans developed with incarcerated individuals, who received Behavioral Health services, prior to being released from the d
- #6) Mental Health First Aid training sessions provided to general public
- #6) Mental Health First Aid training sessions provided to general public Target Goal
- #7) Adherence to Contractual Conditions of Award by program vendors
- #7) Adherence to Contractual Conditions of Award by program vendors Target Goal
- #8) Number of incarcerated individuals referred for behavioral health treatment services and other supports following release from Detention Center
- #8) Number of incarcerated individuals referred for behavioral health treatment services and other supports following release from Detention Center Target Goal

Group Measures

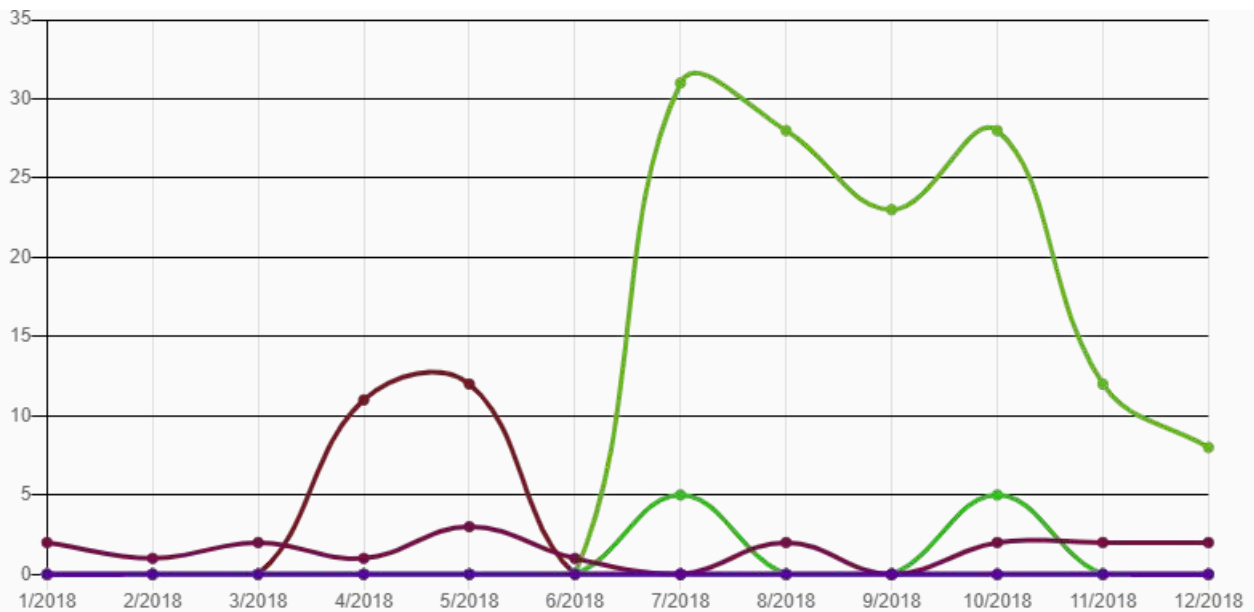
Fiscal Year 2018 Data Visualization (July-June)



- #1) Number of law enforcement personnel trained in Mental Health First Aid
- #1) Number of law enforcement personnel trained in Mental Health First Aid Target Goal
- #2) Number of Monthly Urgent Care Referrals having verified follow-up by the GC Behavioral Health Providers
- #2) Number of Monthly Urgent Care Referrals having verified follow up by the GC Behavioral Health Providers Target Goal
- #3) Utilize data to support and/or enhance workforce initiatives for individuals in recovery
- #3) Utilize data to support and/or enhance workforce initiatives for individuals in recovery Target Goal
- #4) Number of incarcerated individuals served that have a behavioral health disorder
- #4) Number of incarcerated individuals served that have a behavioral health disorder Target Goal
- of Continuing Care/After Care Plans developed with incarcerated individuals, who received Behavioral Health services, prior to being released from the d
- tinuing Care/After Care Plans developed with incarcerated individuals, who received Behavioral Health services, prior to being released from the d
- #6) Mental Health First Aid training sessions provided to general public
- #6) Mental Health First Aid training sessions provided to general public Target Goal
- #7) Adherence to Contractual Conditions of Award by program vendors
- #7) Adherence to Contractual Conditions of Award by program vendors Target Goal
- #8) Number of incarcerated individuals referred for behavioral health treatment services and other supports following release from Detention Center
- #8) Number of incarcerated individuals referred for behavioral health treatment services and other supports following release from Detention Center Target Goal

Group Measures

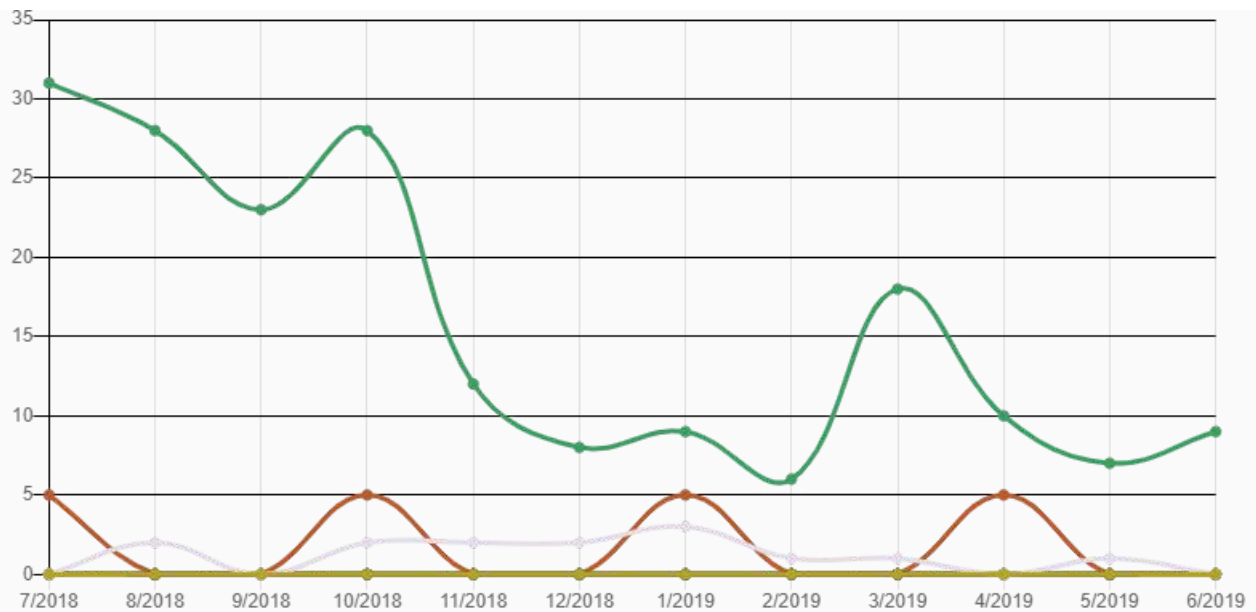
Calendar Year 2018 Data Visualization



- #1) Number of law enforcement personnel trained in Mental Health First Aid
- #1) Number of law enforcement personnel trained in Mental Health First Aid Target Goal
- #2) Number of Monthly Urgent Care Referrals having verified follow-up by the GC Behavioral Health Providers
- #2) Number of Monthly Urgent Care Referrals having verified follow-up by the GC Behavioral Health Providers Target Goal
- #3) Utilize data to support and/or enhance workforce initiatives for individuals in recovery
- #3) Utilize data to support and/or enhance workforce initiatives for individuals in recovery Target Goal
- #4) Number of incarcerated individuals served that have a behavioral health disorder
- #4) Number of incarcerated individuals served that have a behavioral health disorder Target Goal
- #6) Mental Health First Aid training sessions provided to general public
- #6) Mental Health First Aid training sessions provided to general public Target Goal
- #7) Adherence to Contractual Conditions of Award by program vendors
- #7) Adherence to Contractual Conditions of Award by program vendors Target Goal
- #8) Number of incarcerated individuals referred for behavioral health treatment services and other supports following release from Detention Center
- #8) Number of incarcerated individuals referred for behavioral health treatment services and other supports following release from Detention Center Target Goal

Group Measures

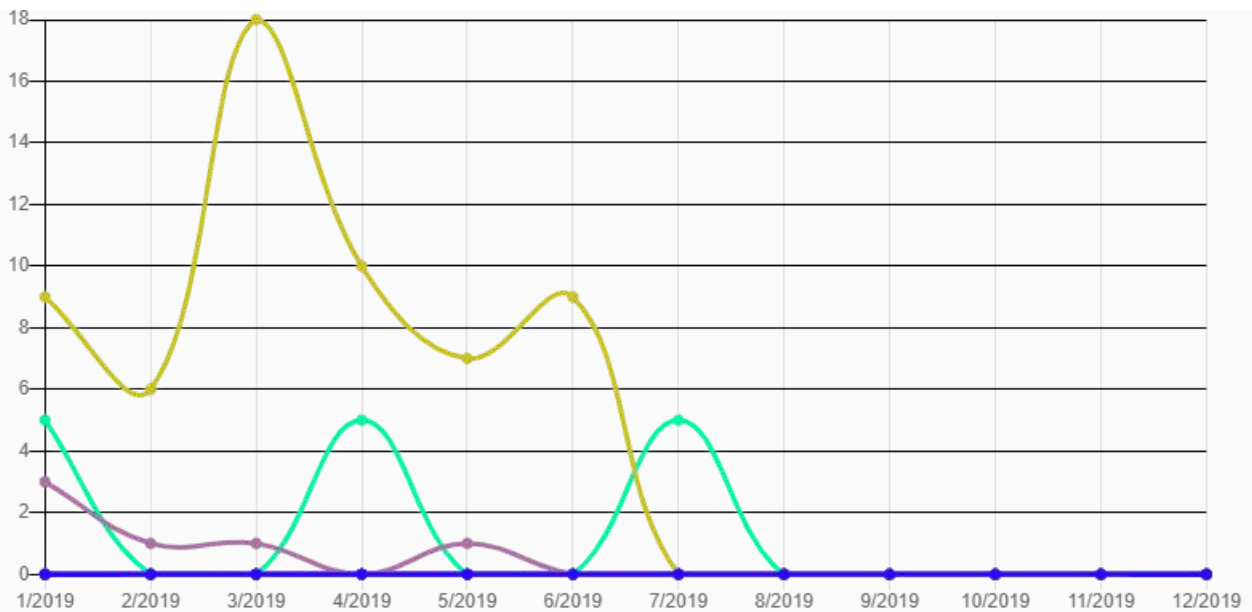
Fiscal Year 2019 Data Visualization (July-June)



- #1) Number of law enforcement personnel trained in Mental Health First Aid
- #1) Number of law enforcement personnel trained in Mental Health First Aid Target Goal
- #2) Number of Monthly Urgent Care Referrals having verified follow-up by the GC Behavioral Health Providers
- #2) Number of Monthly Urgent Care Referrals having verified follow-up by the GC Behavioral Health Providers Target Goal
- #3) Utilize data to support and/or enhance workforce initiatives for individuals in recovery
- #3) Utilize data to support and/or enhance workforce initiatives for individuals in recovery Target Goal
- #4) Number of incarcerated individuals served that have a behavioral health disorder
- #4) Number of incarcerated individuals served that have a behavioral health disorder Target Goal
- #6) Mental Health First Aid training sessions provided to general public
- #6) Mental Health First Aid training sessions provided to general public Target Goal
- #7) Adherence to Contractual Conditions of Award by program vendors
- #7) Adherence to Contractual Conditions of Award by program vendors Target Goal
- #8) Number of incarcerated individuals referred for behavioral health treatment services and other supports following release from Detention Center
- #8) Number of incarcerated individuals referred for behavioral health treatment services and other supports following release from Detention Center Target Goal

Group Measures

Calendar Year 2019 Data Visualization



- ~~#1) Number of law enforcement personnel trained in Mental Health First Aid~~
- ~~#1) Number of law enforcement personnel trained in Mental Health First Aid Target Goal~~
- ~~#2) Number of Monthly Urgent Care Referrals having verified follow-up by the GC Behavioral Health Providers~~
- ~~#2) Number of Monthly Urgent Care Referrals having verified follow-up by the GC Behavioral Health Providers Target Goal~~
- ~~#3) Utilize data to support and/or enhance workforce initiatives for individuals in recovery~~
- ~~#3) Utilize data to support and/or enhance workforce initiatives for individuals in recovery Target Goal~~
- ~~#4) Number of incarcerated individuals served that have a behavioral health disorder~~
- ~~#4) Number of incarcerated individuals served that have a behavioral health disorder Target Goal~~
- ~~of Continuing Care/After Care Plans developed with incarcerated individuals, who received Behavioral Health services, prior to being released from the d~~
- ~~of Continuing Care/After Care Plans developed with incarcerated individuals, who received Behavioral Health services, prior to being released from the d~~
- ~~#6) Mental Health First Aid training sessions provided to general public~~
- ~~#6) Mental Health First Aid training sessions provided to general public Target Goal~~
- ~~#7) Adherence to Contractual Conditions of Award by program vendors~~
- ~~#7) Adherence to Contractual Conditions of Award by program vendors Target Goal~~
- ~~#8) Number of incarcerated individuals referred for behavioral health treatment services and other supports following release from Detention Center~~
- ~~#8) Number of incarcerated individuals referred for behavioral health treatment services and other supports following release from Detention Center Target Goal~~

Group Measures

Last Modification

- Fred Polce edited this group on July 19, 2019.
- Fred Polce edited this group on July 19, 2019.
- Fred Polce edited this group on July 19, 2019.
- Fred Polce edited this group on July 18, 2019.
- Fred Polce edited this group on July 18, 2019.
- Fred Polce edited this group on July 18, 2019.
- Fred Polce edited this group on July 18, 2019.
- Fred Polce edited this group on July 18, 2019.
- Fred Polce edited this group on July 17, 2019.
- Fred Polce edited this group on June 27, 2019.
- Fred Polce edited this group on December 14, 2018.
- Fred Polce edited this group on December 14, 2018.



Fred Polce edited this group on December 13, 2018.

Fred Polce edited this group on December 13, 2018.

Fred Polce edited this group on December 13, 2018.

Fred Polce edited this group on August 14, 2018.

Fred Polce edited this group on August 14, 2018.

Fred Polce edited this group on August 14, 2018.

Fred Polce edited this group on August 14, 2018.

Fred Polce edited this group on August 14, 2018.

Fred Polce edited this group on August 10, 2018.

Fred Polce edited this group on August 10, 2018.

Fred Polce edited this group on August 10, 2018.

Fred Polce edited this group on August 03, 2018.

Fred Polce edited this group on August 03, 2018.

Fred Polce edited this group on August 03, 2018.

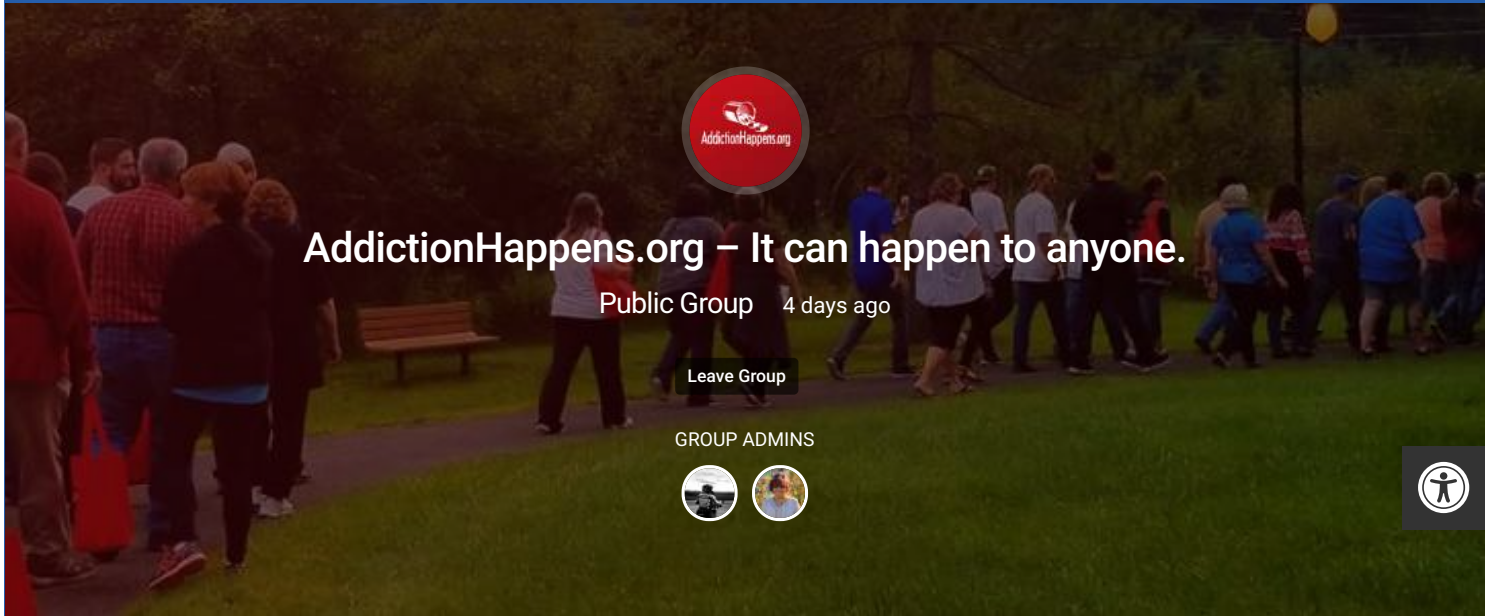
Fred Polce edited this group on June 11, 2018.

Fred Polce edited this group on June 08, 2018.



Contributing Community Participants

[Juli McCoy](#), [Juliet Sanders](#), [Joseph Burger](#), [Gillian Shreve](#), [Jodi Kulak](#), [ANNIE MAY SHORT](#), [Thomas J. Killian Jr.](#), [Amanda Oliverio](#), [jessica h Artice](#), [janice winebrenner](#), [Elaine Hinebaugh](#), [Kendra McLaughlin](#), [Jennifer Corder](#), [Jennifer Loughry](#), [Sandy Miller](#), [LaRena M. Naylor](#), [Ann B](#)



Health Improvement Strategy

"AddictionHappens.org – It can happen to anyone."

<https://mygarrettcountry.com/groups/opioid-intervention-team/addictionhappens-org-it-can-happen-to-anyone/>

Goal:

Ensure Garrett County residents are provided education opportunities, prevention strategies, and access to resources for drug misuse and

Strategy Description:

Maintain and expand partnerships with community individuals, businesses, health care providers, law enforcement, education, clergy, and c

Level of Change:

Systems

Primary Focus Area:

Data Category Tag:

GCHD Health Education and Outreach

Estimated Implementation Date:

2017-01-01

Estimated Completion Date:

2020-06-30



Estimated Ease of Implementation:

Moderate

Estimated Cost of Implementation:

Moderate

Potential Community Benefit:

High

Research:

- Select all
- Deselect all
- Copy
- CSV
- Excel
- JSON

Measurements	Target Goal	Status	Desired Trend	Contributor	January 2017	February 2017	March 2017	April 2017
1.AddictionHappens.org Impressions (Sessions)	125	Active	Increase	John Corbin	0	15	23	15
2.Lbs of prescription drugs collected at drop box sites	250	Active	Increase	Sadie Liller	0.06			88.75

3.# of-treatment and Recovery Packets shared with law enforcement	25	Archived	Increase	Sadie Liller				
4. Venues to promote prescription drug drop boxes	8	Active	Increase	Sadie Liller	11	11	10	10
5.# of Pharmacists and techs trained in	25	Archived	Increase	Sadie Liller				

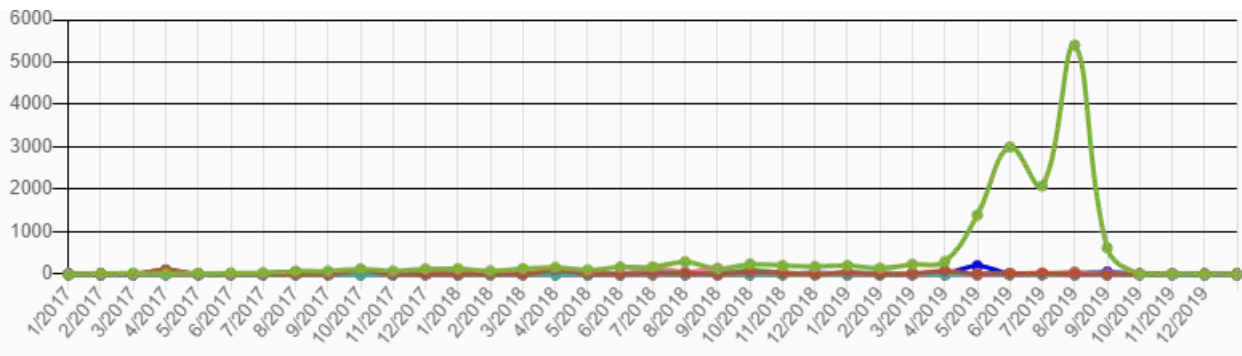
Showing 1 to 14 of 14 entries

Data Narrative



Measure 1. shows how many people have accessed our media campaign website that has information about proper and safe disposal me different ways we get our messages out to the public. such as radio,print, billboards,Facebook,posters, pens, magnets etc... Measure 5. is 1 Information about why it is important to safeguard and dispose of unwanted prescription medication, drop box locations and a Deterra Dru permanent prescription drop box. **Archived because no one was taking the information.** Measure 10. Nonprofits will receive information at medications.Also the number of people who will feel comfortable to share how to safely dispose of prescription medications and why it is Measure 14. The number of material packets shared with pharmacies to be given to a person who has been prescribed an opioid for the fir

Scaled Data Visualization



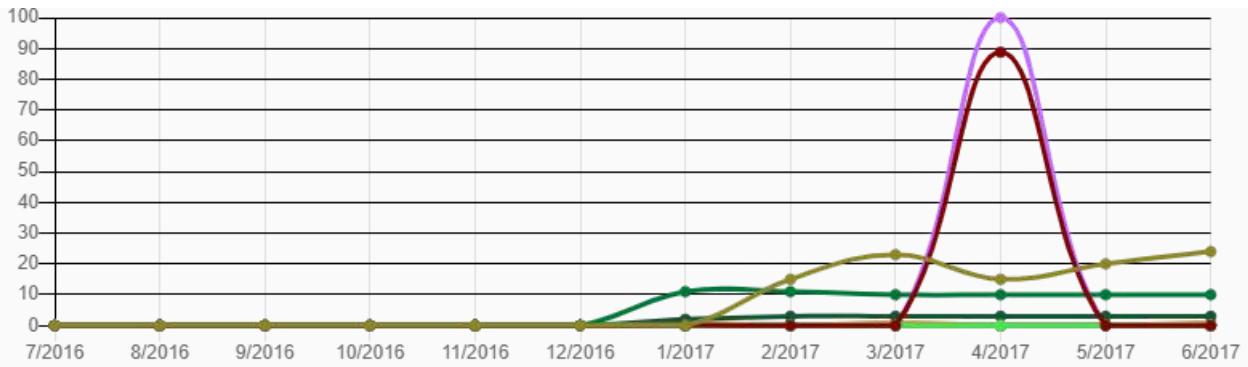
- 1. Addictions Happens.org Impressions (Sessions) ■
- 2. Lbs of prescription drugs collected at drop box sites ■
- 3. # of treatment and Recovery Packets shared with law enforcement ■
- 4. Venues to promote prescription drug drop boxes ■
- 5. # of Pharmacists and techs trained in Pathways to safer Opioid Use ■
- 6. # of Treatment and Recovery packets shared with EMS ■
- 7. # of How to handle leftover medication when a loved one dies information.Deterra pouches Hospice ■
- 8. # of Proper and Safe storage and disposal informational packets shared with veterinarians ■
- 9. # handouts on how to dispose of needles and other drugs that cannot be put in the drop box. ■
- 10. # of non profits receiving info about prescription and opioids.Why it is important to monitor and safeguard medications. ■
- 11. # of post surveys collected ■
- 12. # of drop box location surveys collected. ■
- 13. # of pledges to safeguard meds and properly dispose ■

14. # of material packets shared with pharmacies(Good Samaritan law,Narcan classes,location of drop boxes and proper and safe storage and monitoring of

Group Measures



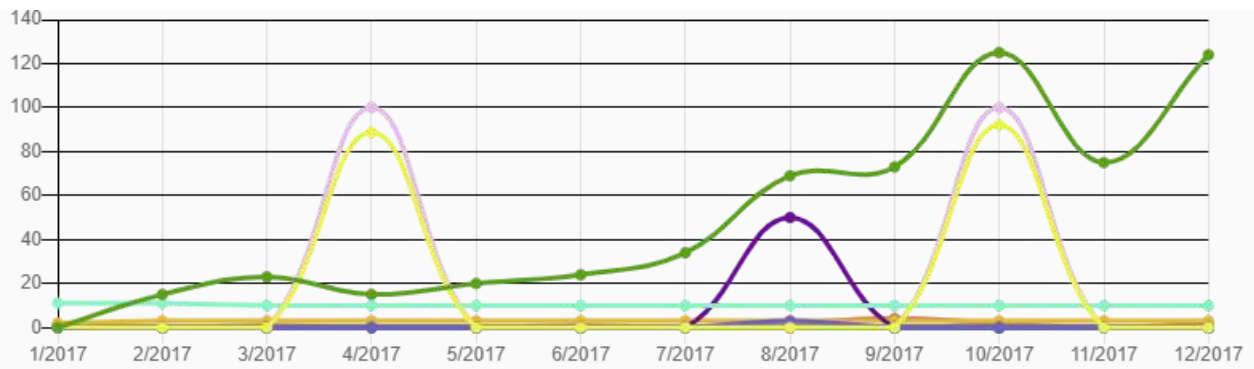
Fiscal Year 2017 Data Visualization (July-June)



- 1. AddictionHappens.org Impressions (Sessions)
 - 2. Lbs of prescription drugs collected at drop box sites
 - 3. # of treatment and Recovery Packets shared with law enforcement
 - 4. Venues to promote prescription drug drop boxes
 - 5. # of Pharmacists and techs trained in Pathways to safer Opioid Use
 - 6. # of Treatment and Recovery packets shared with EMS
 - 7. # of How to handle leftover medication when a loved one dies information. Detera pouches Hospice
 - 8. # of Proper and Safe storage and disposal informational packets shared with veterinarians
 - 9. # handouts on how to dispose of needles and other drugs that cannot be put in the drop box.
 - 10. # of non profits receiving info about prescription and opioids. Why it is important to monitor and safeguard medications.
 - 11. # of post surveys collected
 - 12. # of drop box location surveys collected.
 - 13. # of pledges to safeguard meds and properly dispose
- of material packets shared with pharmacies (Good Samaritan law, Narcan classes, location of drop boxes and proper and safe storage and monitoring of

Group Measures

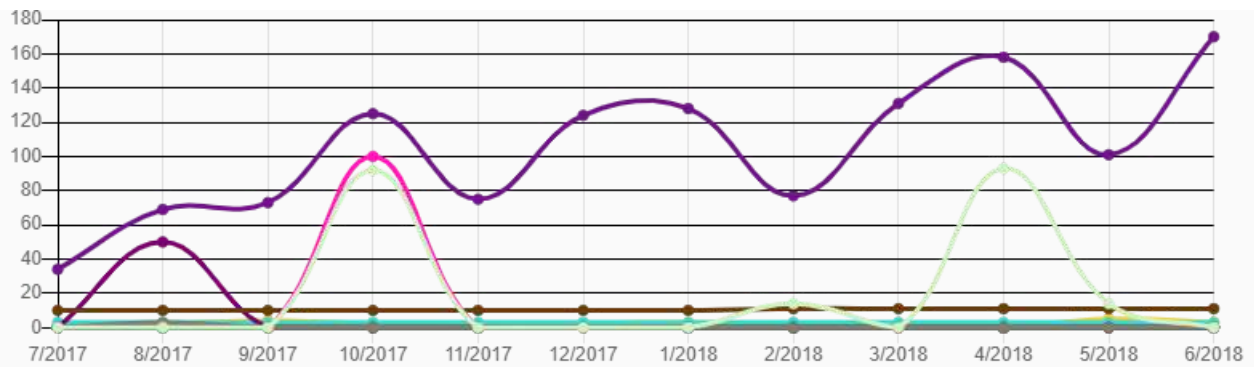
Calendar Year 2017 Data Visualization



- 1. AddictionHappens.org Impressions (Sessions) ■ 4. AddictionHappens.org Impressions (Sessions) Target Goal ■
- 2. Lbs of prescription drugs collected at drop box sites ■ 2. Lbs of prescription drugs collected at drop box sites Target Goal ■
- 3. # of treatment and Recovery Packets shared with law enforcement ■ 3. # of treatment and Recovery Packets shared with law enforcement Target Goal ■
- 4. Venues to promote prescription drug drop boxes ■ 4. Venues to promote prescription drug drop boxes Target Goal ■
- 5. # of Pharmacists and techs trained in Pathways to safer Opioid Use ■ 5. # of Pharmacists and techs trained in Pathways to safer Opioid Use Target Goal ■
- 6. # of Treatment and Recovery packets shared with EMS ■ 6. # of Treatment and Recovery packets shared with EMS Target Goal ■
- 7. # of How to handle leftover medication when a loved one dies information. Deterra pouches Hospice ■ 7. # of How to handle leftover medication when a loved one dies information. Deterra pouches Hospice Target Goal ■
- 8. # of Proper and Safe storage and disposal informational packets shared with veterinarians ■ 8. # of Proper and Safe storage and disposal informational packets shared with veterinarians Target Goal ■
- 9. # handouts on how to dispose of needles and other drugs that cannot be put in the drop box. ■ 9. # handouts on how to dispose of needles and other drugs that cannot be put in the drop box. Target Goal ■
- 10. # of non profits receiving info about prescription and opioids. Why it is important to monitor and safeguard medications. ■ 10. # of non profits receiving info about prescription and opioids. Why it is important to monitor and safeguard medications. Target Goal ■
- 11. # of post surveys collected ■ 11. # of post surveys collected Target Goal ■
- 12. # of drop box location surveys collected. ■ 12. # of drop box location surveys collected. Target Goal ■
- 13. # of pledges to safeguard meds and properly dispose ■ 13. # of pledges to safeguard meds and properly dispose Target Goal ■
- 14. # of material packets shared with pharmacies (Good Samaritan law, Narcan classes, location of drop boxes and proper and safe storage and monitoring of

Group Measures

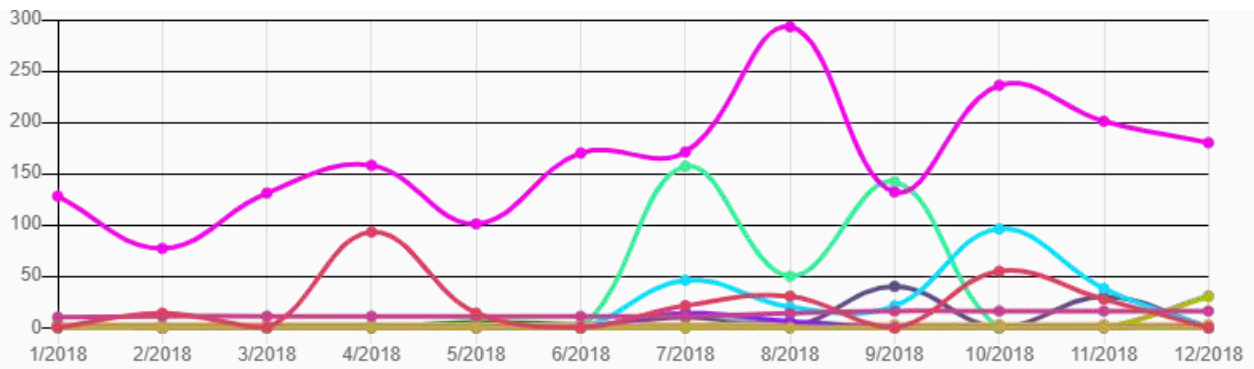
Fiscal Year 2018 Data Visualization (July-June)



- 1. Addict. Happens.org Impressions (Sessions)
 - 2. Lbs of prescription drugs collected at drop box sites
 - 3. # of treatment and Recovery Packets shared with law enforcement
 - 4. Venues to promote prescription drug drop boxes
 - 5. # of Pharmacists and techs trained in Pathways to safer Opioid Use
 - 6. # of Treatment and Recovery packets shared with EMS
 - 7. # of How to handle leftover medication when a loved one dies information. Detera pouches Hospice
 - 8. # of Proper and Safe storage and disposal informational packets shared with veterinarians
 - 9. # handouts on how to dispose of needles and other drugs that cannot be put in the drop box.
 - 10. # of non profits receiving info about prescription and opioids. Why it is important to monitor and safeguard medications.
 - 11. # of post surveys collected
 - 12. # of drop box location surveys collected.
 - 13. # of pledges to safeguard meds and properly dispose
- of material packets shared with pharmacies (Good Samaritan law, Narcan classes, location of drop boxes and proper and safe storage and monitoring of

Group Measures

Calendar Year 2018 Data Visualization

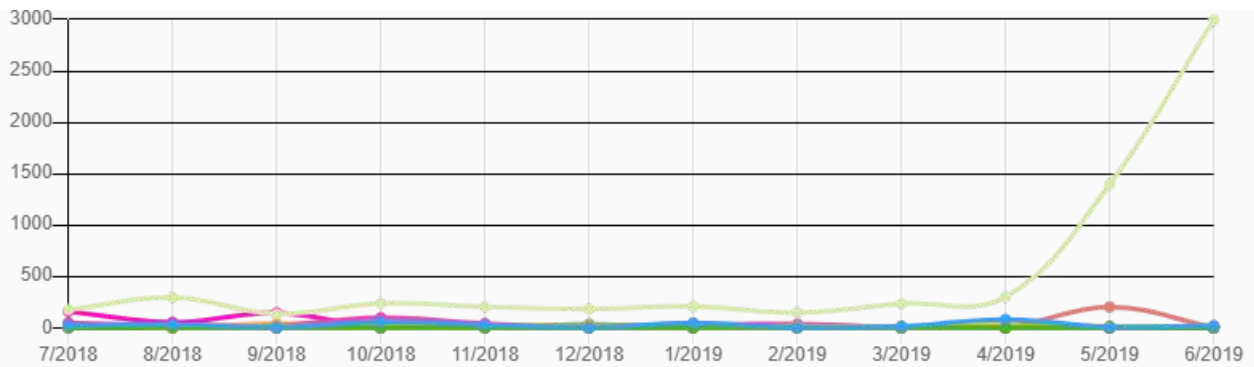


- 1. AddictionHappens.org Impressions (Sessions)
 - 2. Lbs of prescription drugs collected at drop box sites
 - 3. # of treatment and Recovery Packets shared with law enforcement
 - 4. Venues to promote prescription drug drop boxes
 - 5. # of Pharmacists and techs trained in Pathways to safer Opioid Use
 - 6. # of Treatment and Recovery packets shared with EMS
 - 7. # of How to handle leftover medication when a loved one dies information. Detera pouches Hospice
 - 8. # of Proper and Safe storage and disposal informational packets shared with veterinarians
 - 9. # handouts on how to dispose of needles and other drugs that cannot be put in the drop box.
 - 10. # of non profits receiving info about prescription and opioids. Why it is important to monitor and safeguard medications.
 - 11. # of post surveys collected
 - 12. # of drop box location surveys collected.
 - 13. # of pledges to safeguard meds and properly dispose
- of material packets shared with pharmacies (Good Samaritan law, Narcan classes, location of drop boxes and proper and safe storage and monitoring of

Group Measures

Fiscal Year 2019 Data Visualization (July-June)

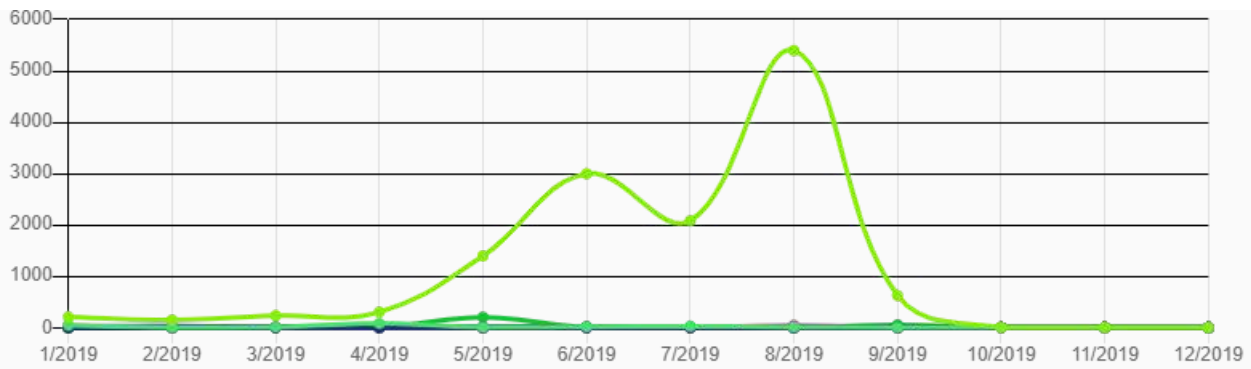




- 1. AddictionHappens.org Impressions (Sessions)
- 2. Lbs of prescription drugs collected at drop box sites
- 3. # of treatment and Recovery Packets shared with law enforcement
- 4. Venues to promote prescription drug drop boxes
- 5. # of Pharmacists and techs trained in Pathways to safer Opioid Use
- 6. # of Treatment and Recovery packets shared with EMS
- 7. # of How to handle leftover medication when a loved one dies information. Deterra pouches Hospice
- 8. # of Proper and Safe storage and disposal informational packets shared with veterinarians
- 9. # handouts on how to dispose of needles and other drugs that cannot be put in the drop box.
- 10. # of non profits receiving info about prescription and opioids. Why it is important to monitor and safeguard medications.
- 11. # of post surveys collected
- 12. # of drop box location surveys collected.
- 13. # of pledges to safeguard meds and properly dispose
- 14. # of material packets shared with pharmacies (Good Samaritan law, Narcan classes, location of drop boxes and proper and safe storage and monitoring of)

Group Measures

Calendar Year 2019 Data Visualization



- 1. Addiction Happens.org Impressions (Sessions)
- 2. Lbs of prescription drugs collected at drop box sites
- 3. # of treatment and Recovery Packets shared with law enforcement
- 4. Venues to promote prescription drug drop boxes
- 5. # of Pharmacists and techs trained in Pathways to safer Opioid Use
- 6. # of Treatment and Recovery packets shared with EMS
- 7. # of How to handle leftover medication when a loved one dies information. Detera pouches Hospice
- 8. # of Proper and Safe storage and disposal informational packets shared with veterinarians
- 9. # handouts on how to dispose of needles and other drugs that cannot be put in the drop box.
- 10. # of non profits receiving info about prescription and opioids. Why it is important to monitor and safeguard medications.
- 11. # of post surveys collected
- 12. # of drop box location surveys collected.
- 13. # of pledges to safeguard meds and properly dispose

14. # of material packets shared with pharmacies (Good Samaritan law, Narcan classes, location of drop boxes and proper and safe storage and monitoring of

Group Measures



Last Modification

- Sadie Liller edited this group on October 04, 2019.
- Sadie Liller edited this group on October 04, 2019.
- Sadie Liller edited this group on September 05, 2019.
- Sadie Liller edited this group on August 30, 2019.
- Sadie Liller edited this group on August 29, 2019.
- Sadie Liller edited this group on August 06, 2019.
- Sadie Liller edited this group on August 05, 2019.
- Sadie Liller edited this group on July 01, 2019.
- Sadie Liller edited this group on July 01, 2019.
- Sadie Liller edited this group on June 25, 2019.
- Sadie Liller edited this group on June 11, 2019.
- Sadie Liller edited this group on June 06, 2019.

Sadie Liller edited this group on June 06, 2019.

Sadie Liller edited this group on May 31, 2019.

Sadie Liller edited this group on May 31, 2019.

Sadie Liller edited this group on May 29, 2019.

Sadie Liller edited this group on May 10, 2019.

Sadie Liller edited this group on May 06, 2019.

Sadie Liller edited this group on May 02, 2019.

Sadie Liller edited this group on May 02, 2019.

Sadie Liller edited this group on April 12, 2019.

Sadie Liller edited this group on April 01, 2019.

Sadie Liller edited this group on March 26, 2019.

John Corbin edited this group on March 19, 2019.

Sadie Liller edited this group on March 01, 2019.

Sadie Liller edited this group on March 01, 2019.

Sadie Liller edited this group on February 22, 2019.

Sadie Liller edited this group on February 19, 2019.

John Corbin edited this group on February 19, 2019.

Sadie Liller edited this group on February 11, 2019.

Sadie Liller edited this group on February 11, 2019.

Sadie Liller edited this group on February 11, 2019.

Sadie Liller edited this group on February 11, 2019.

Sadie Liller edited this group on January 30, 2019.

Sadie Liller edited this group on January 30, 2019.

Sadie Liller edited this group on January 30, 2019.

Sadie Liller edited this group on January 30, 2019.

Sadie Liller edited this group on January 29, 2019.

Sadie Liller edited this group on January 29, 2019.

Sadie Liller edited this group on January 29, 2019.

Sadie Liller edited this group on January 28, 2019.

Sadie Liller edited this group on January 22, 2019.

Sadie Liller edited this group on January 08, 2019.

Sadie Liller edited this group on January 04, 2019.

John Corbin edited this group on January 03, 2019.

Sadie Liller edited this group on December 20, 2018.

John Corbin edited this group on December 18, 2018.

Sadie Liller edited this group on December 17, 2018.

Sadie Liller edited this group on December 04, 2018.

Sadie Liller edited this group on December 03, 2018.

Sadie Liller edited this group on November 26, 2018.

Sadie Liller edited this group on November 19, 2018.

Sadie Liller edited this group on November 16, 2018.

Sadie Liller edited this group on November 13, 2018.

Sadie Liller edited this group on November 08, 2018.



Sadie Liller edited this group on November 08, 2018.
Sadie Liller edited this group on October 30, 2018.
John Corbin edited this group on October 15, 2018.
Sadie Liller edited this group on October 01, 2018.
Sadie Liller edited this group on September 26, 2018.
Sadie Liller edited this group on September 26, 2018.
Sadie Liller edited this group on September 25, 2018.
Sadie Liller edited this group on September 25, 2018.
Sadie Liller edited this group on September 25, 2018.
Sadie Liller edited this group on September 25, 2018.
Sadie Liller edited this group on September 11, 2018.
Sadie Liller edited this group on September 11, 2018.
Sadie Liller edited this group on September 07, 2018.
Sadie Liller edited this group on September 07, 2018.
Sadie Liller edited this group on September 07, 2018.
Sadie Liller edited this group on September 07, 2018.
Sadie Liller edited this group on September 06, 2018.
Sadie Liller edited this group on September 06, 2018.
Sadie Liller edited this group on August 23, 2018.
Sadie Liller edited this group on August 13, 2018.
Sadie Liller edited this group on August 09, 2018.
Sadie Liller edited this group on August 09, 2018.
John Corbin edited this group on August 02, 2018.
Sadie Liller edited this group on August 01, 2018.
Sadie Liller edited this group on July 31, 2018.
Sadie Liller edited this group on July 31, 2018.
Sadie Liller edited this group on July 31, 2018.
Sadie Liller edited this group on July 31, 2018.
Sadie Liller edited this group on July 31, 2018.
Sadie Liller edited this group on July 31, 2018.
Sadie Liller edited this group on July 31, 2018.
Sadie Liller edited this group on July 09, 2018.
John Corbin edited this group on June 27, 2018.
Fred Polce edited this group on June 08, 2018.
Fred Polce edited this group on June 08, 2018.
Sadie Liller edited this group on June 07, 2018.
Sadie Liller edited this group on June 06, 2018.
Sadie Liller edited this group on June 06, 2018.
Sadie Liller edited this group on June 06, 2018.
Sadie Liller edited this group on May 31, 2018.
Sadie Liller edited this group on May 31, 2018.

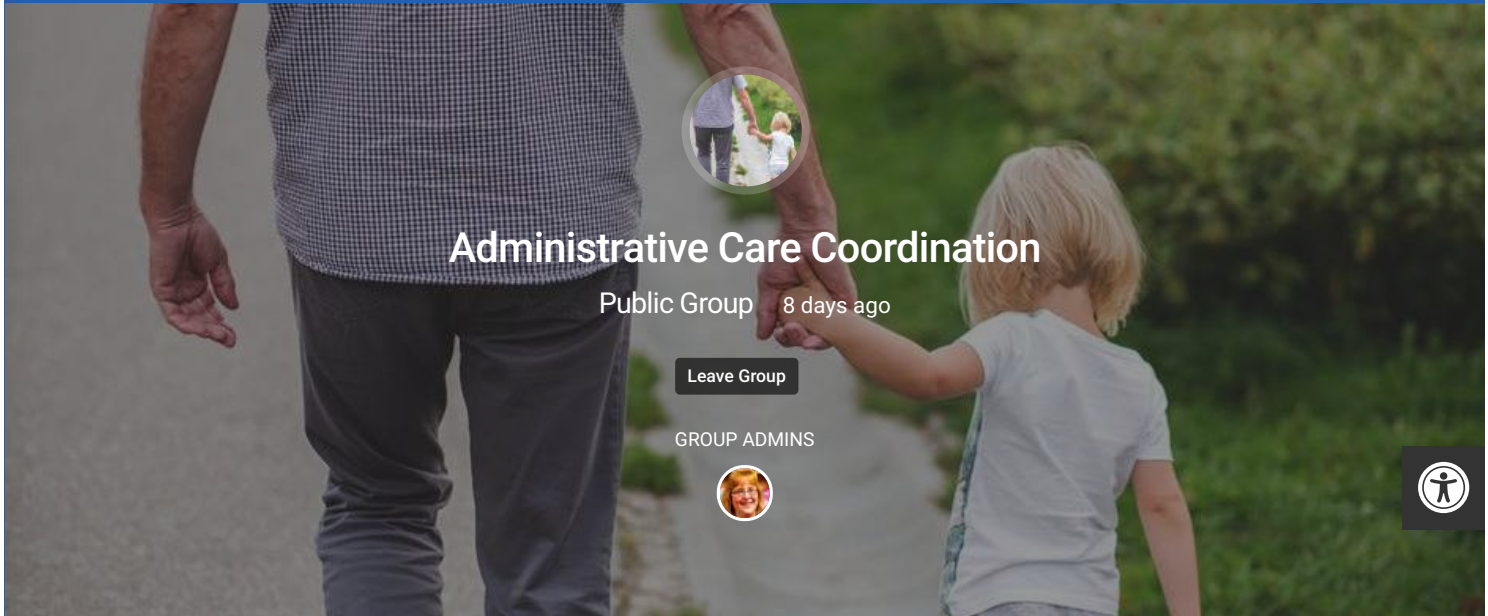


Contributing Community Participants

Lacy Coffren, Abigail SanJulian, Juliet Sanders, Grace Bolyard, Caroline, Wayne Darnell, Teresa Friend, Gina Artice, Christy Thomas, Savannah Rose M Clark, Lindsey Bernal, Miriam Sincell Burton, Steve Putnam, Heather Hanline, Sandy Miller, Carol Bass, christy thomas, Sharon Cust

Sponsored by the Garrett County Health Department. Transparency is important, [read all of our policies here](#). Built with ❤️ in Garrett County, Maryland.





Administrative Care Coordination

Public Group 8 days ago

Leave Group

GROUP ADMINS



Health Improvement Strategy

"Administrative Care Coordination"

["https://mygarrettcountry.com/groups/administrative-care-coordination/"](https://mygarrettcountry.com/groups/administrative-care-coordination/)

Goal:

To assist Medicaid/Health Choice eligible beneficiaries to access and appropriately use their Medicaid benefits.

Strategy Description:

The following strategies will be implemented to achieve the identified goal: Receipt of and prioritization of referrals and activities will be p timeframe. The initial attempt to contact a pregnant woman will be within (7) business days of the referral. An attempt to contact a benefic Medicaid recipient, information will be provided regarding the HealthChoice Helpline and complaint resolution services. There will always b clinics, strategies to increase the number of assessments include: provider education by visiting the prenatal clinics (at least quarterly), co

Level of Change:

Programs

Primary Focus Area:

Maternal, Child, and Adolescent Health

Data Category Tag:

GCHD Personal Health

Estimated Implementation Date:

2017-01-02

Estimated Completion Date:

2020-06-30



Estimated Ease of Implementation:

Moderate

Estimated Cost of Implementation:

Moderate

Potential Community Benefit:

High

Research:

<https://www.ahrq.gov/professionals/prevention-chronic-care/improve/coordination/index.html>

- Select all
- Deselect all
- Copy
- CSV
- Excel
- JSON

Measurements	Target Goal	Status	Desired Trend	Contributor	January 2017	February 2017	March 2017	April 2017	Ma 2017
--------------	-------------	--------	---------------	-------------	--------------	---------------	------------	------------	---------

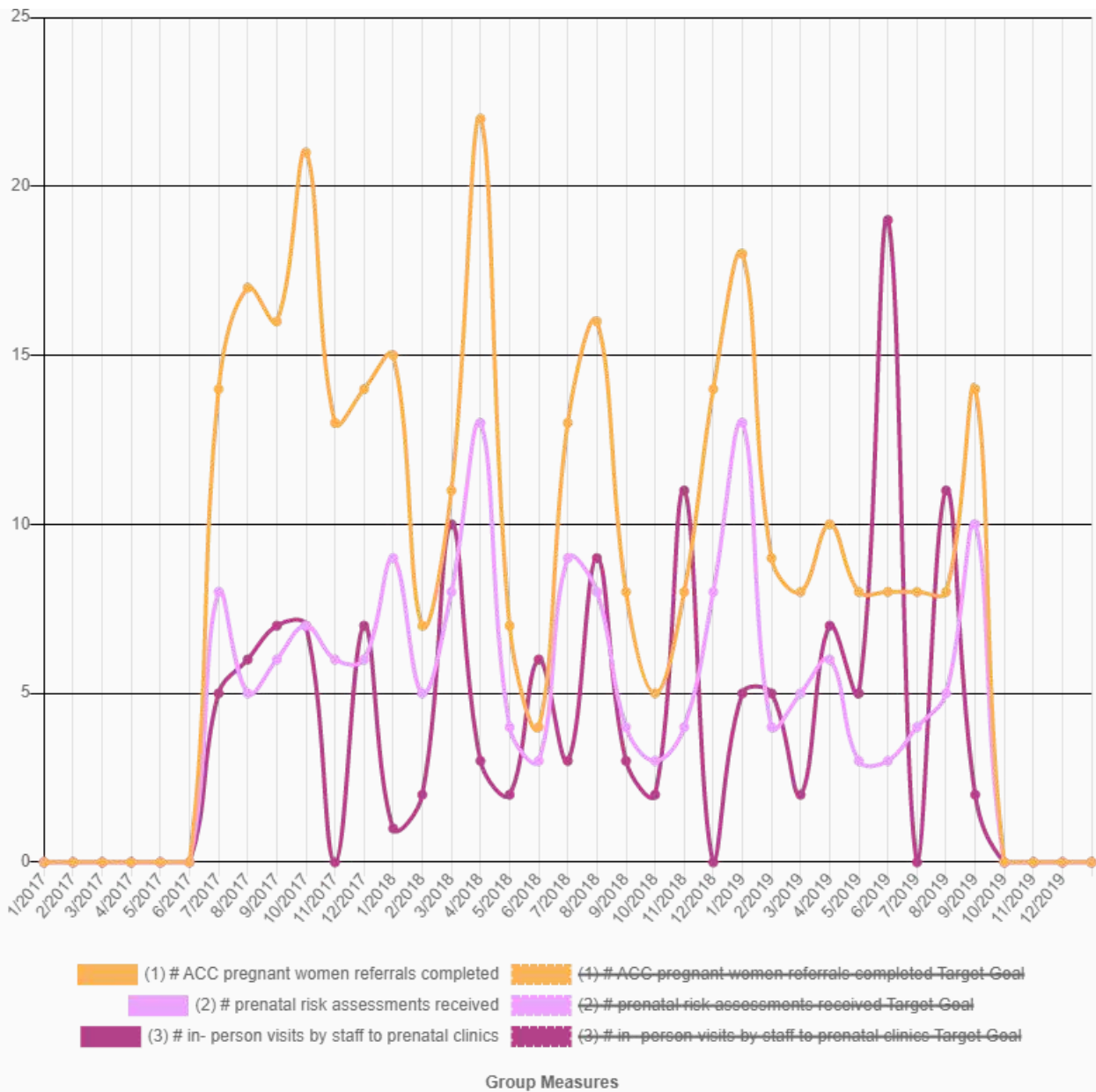
(1) # ACC pregnant women referrals completed	9	Active							
(2) # prenatal risk assessments received	5	Active							
(3) # in- person visits by staff to prenatal clinics	1	Active							

Data Narrative

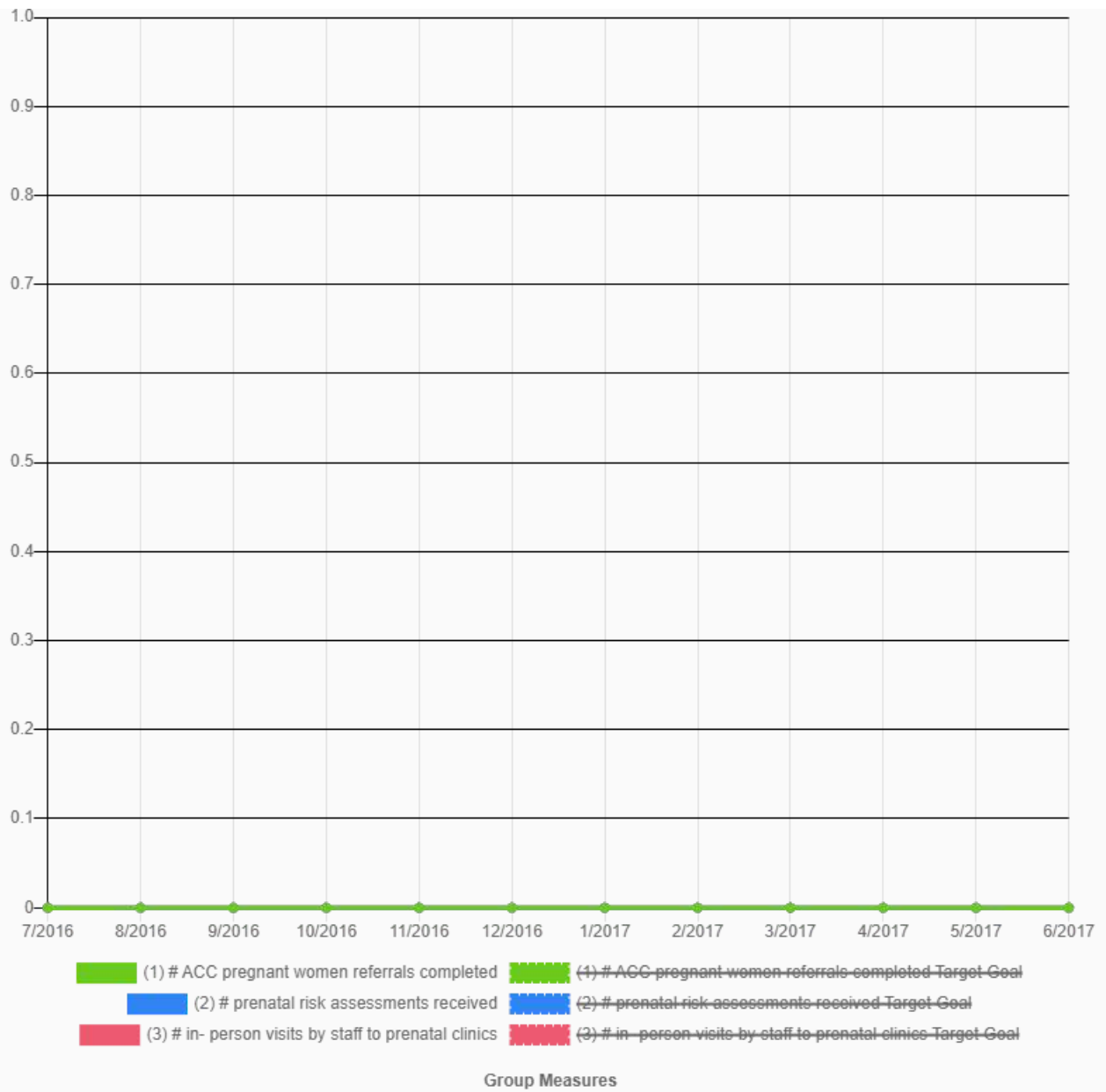
(1) The number of pregnant women referrals completed is the actual number of women who were able to be contacted via telephone. This statistic only includes the number of MPRA's received on women who were already enrolled in or eligible for Women's Health. This statistic reflects the number of times the clinic receives outreach through an ACCU Coordinator per month.



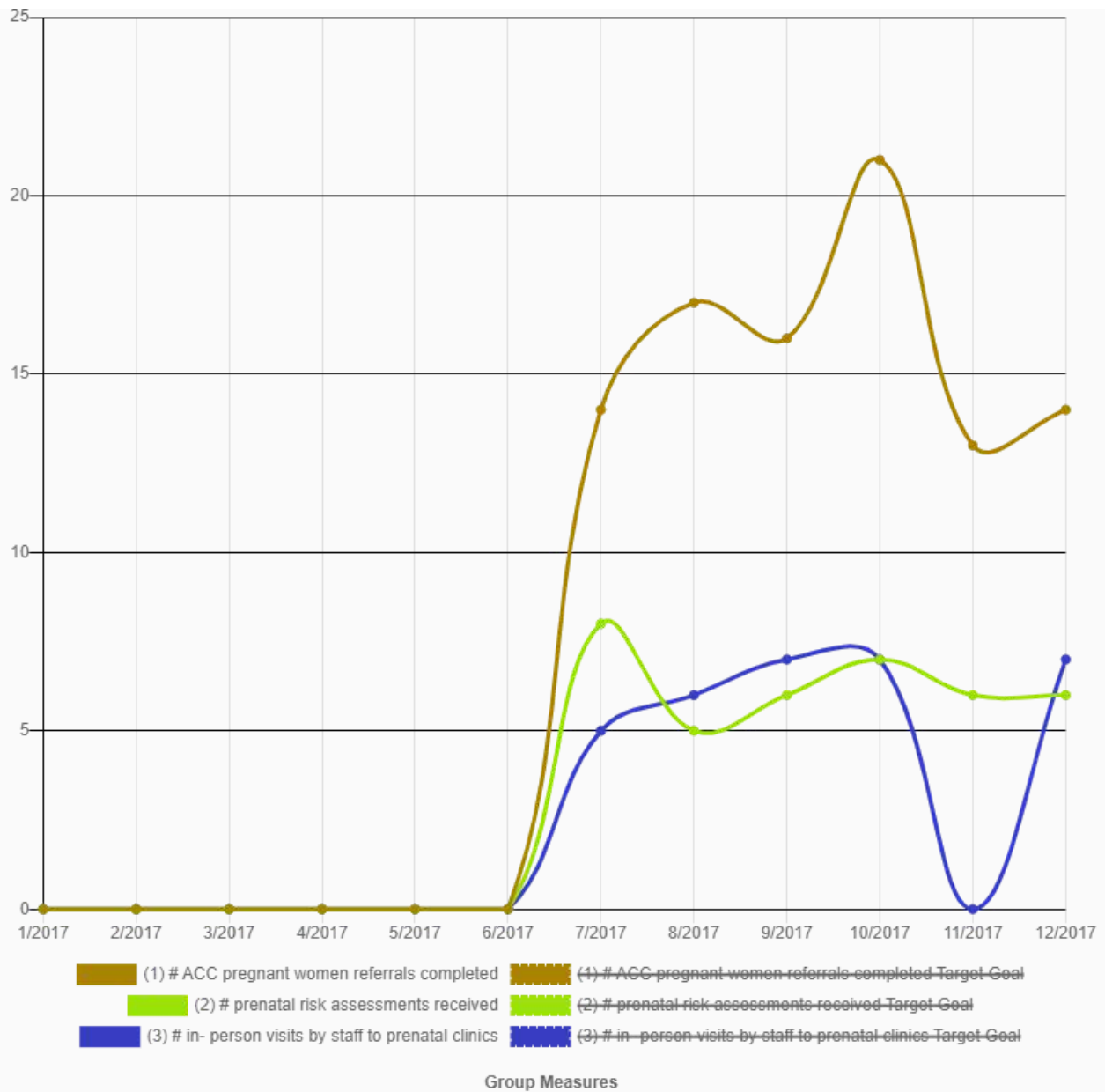
Scaled Data Visualization



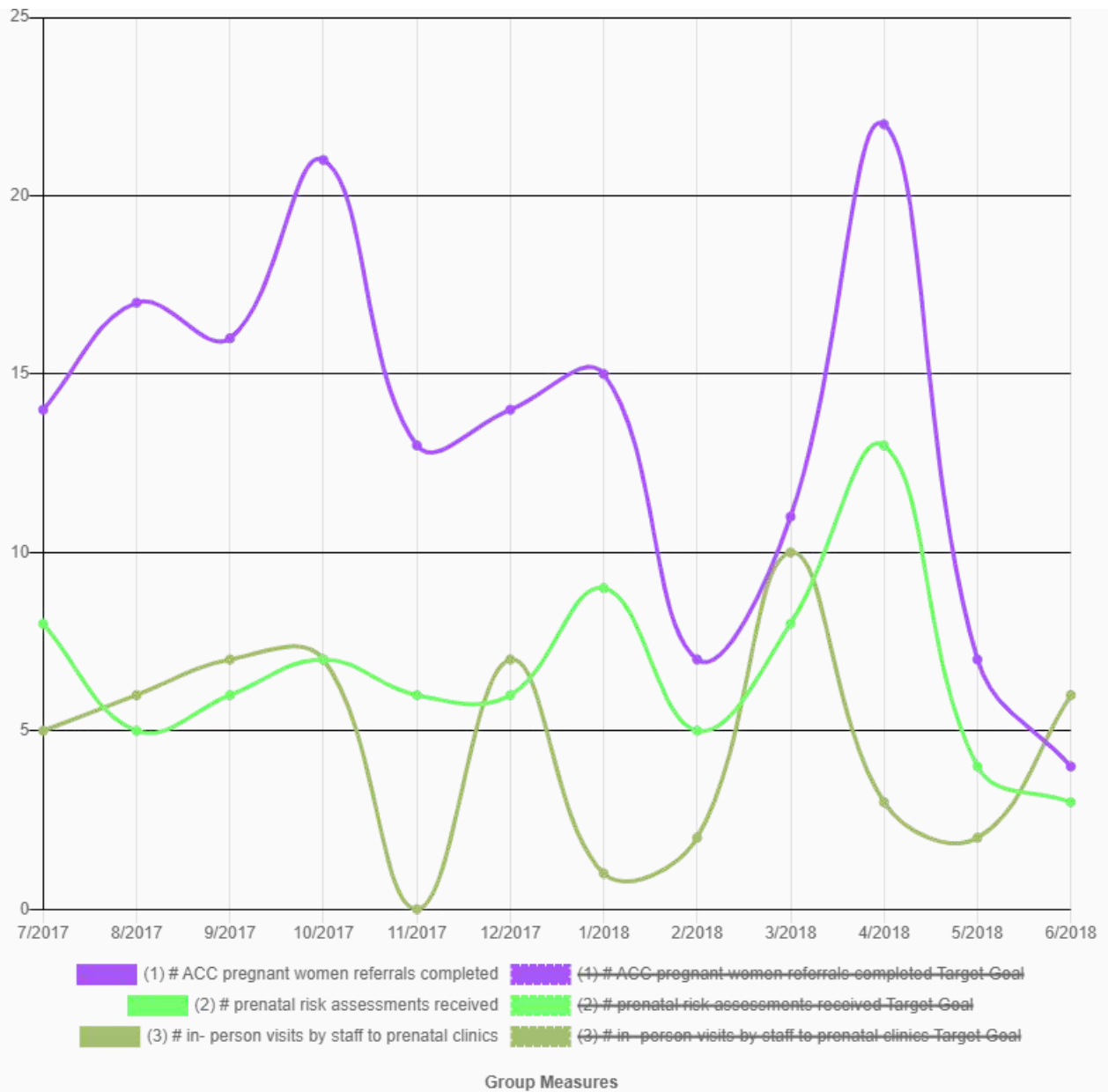
Fiscal Year 2017 Data Visualization (July-June)



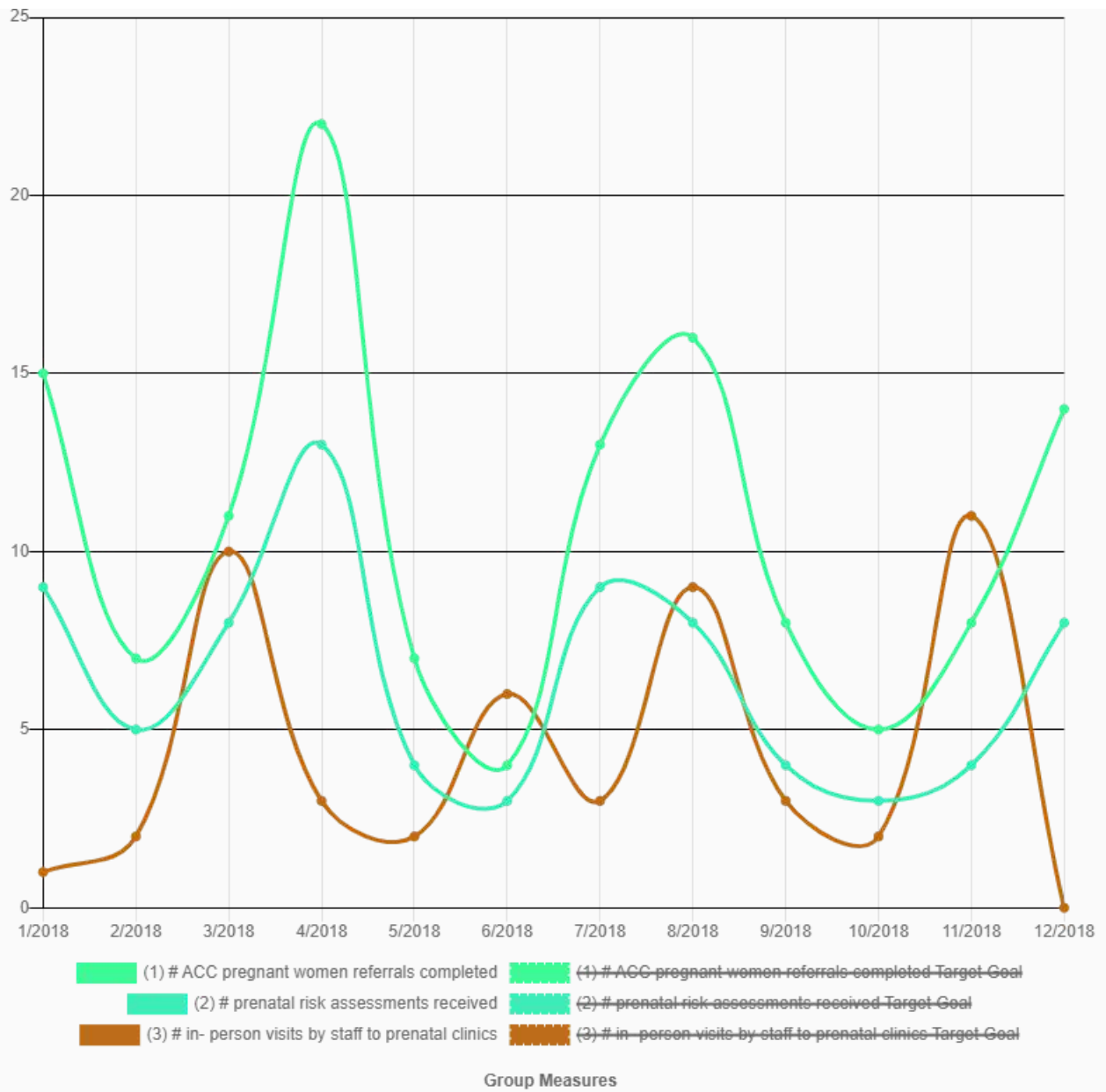
Calendar Year 2017 Data Visualization



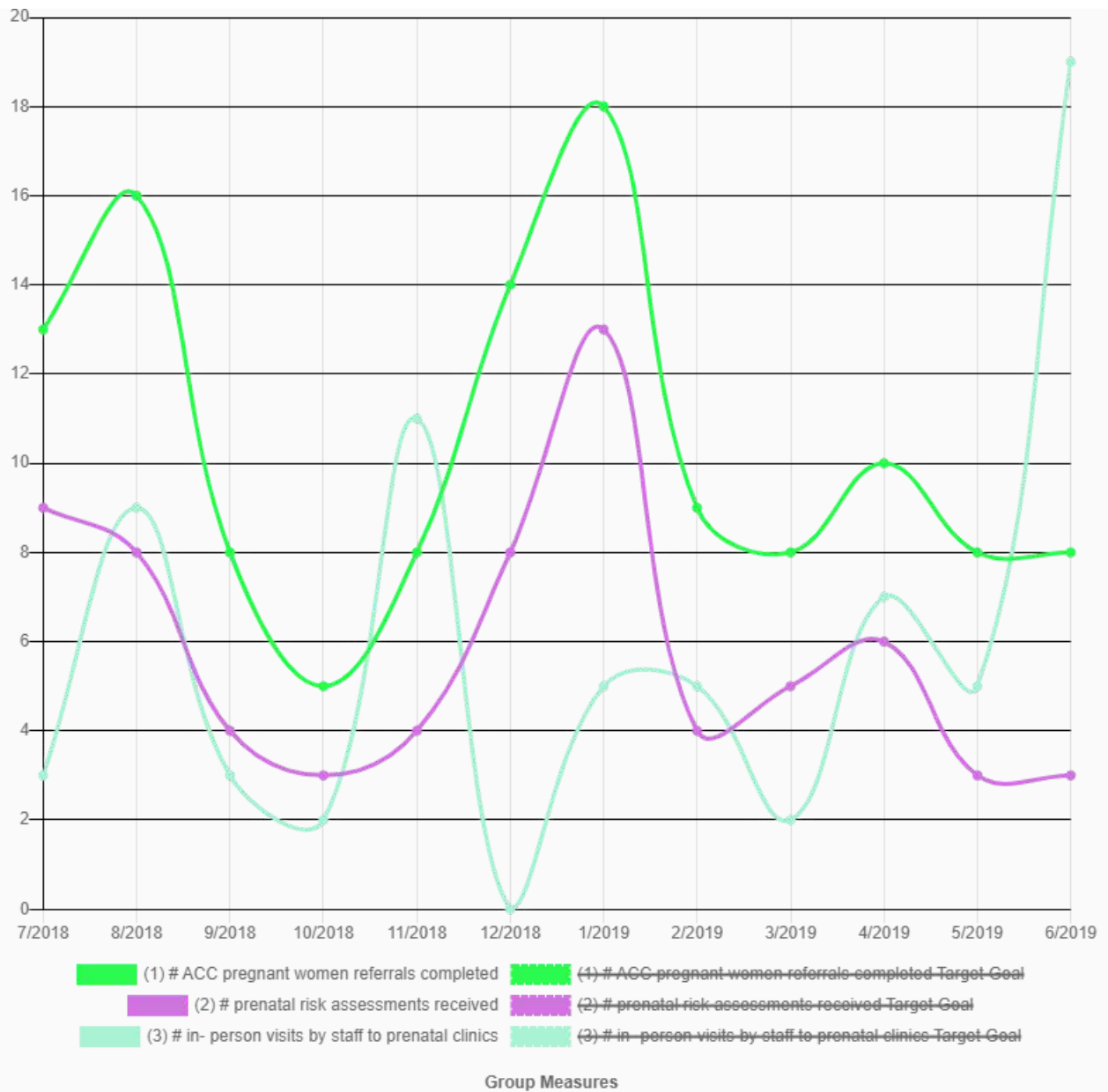
Fiscal Year 2018 Data Visualization (July-June)



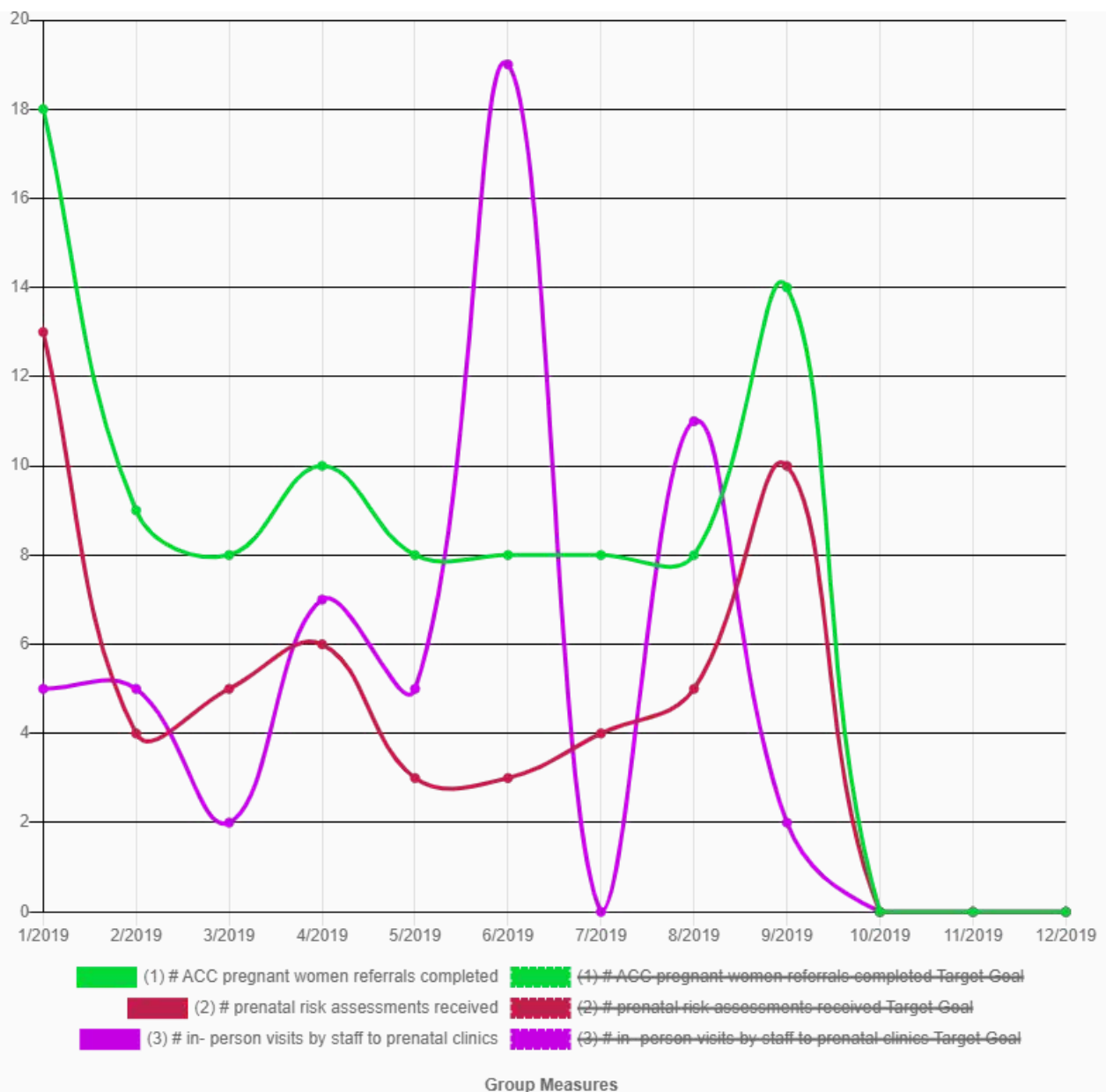
Calendar Year 2018 Data Visualization



Fiscal Year 2019 Data Visualization (July-June)



Calendar Year 2019 Data Visualization



Last Modification

Tiffany Fratz edited this group on September 30, 2019.

Tiffany Fratz edited this group on September 30, 2019.

Tiffany Fratz edited this group on September 27, 2019.

Tiffany Fratz edited this group on August 30, 2019.

Tiffany Fratz edited this group on August 28, 2019.

Tiffany Fratz edited this group on July 29, 2019.

Tiffany Fratz edited this group on June 25, 2019.

Tiffany Fratz edited this group on May 30, 2019.

Tiffany Fratz edited this group on April 26, 2019.

Tiffany Fratz edited this group on April 26, 2019.

Tiffany Fratz edited this group on March 27, 2019.

Tiffany Fratz edited this group on February 27, 2019.

Tiffany Fratz edited this group on January 30, 2019.

Tiffany Fratz edited this group on December 27, 2018.

Tiffany Fratz edited this group on December 05, 2018.

Tiffany Fratz edited this group on November 28, 2018.

Tiffany Fratz edited this group on October 29, 2018.

Tiffany Fratz edited this group on September 28, 2018.

Tiffany Fratz edited this group on September 28, 2018.

Tiffany Fratz edited this group on September 27, 2018.

Tiffany Fratz edited this group on August 30, 2018.

Tiffany Fratz edited this group on August 30, 2018.

Tiffany Fratz edited this group on August 21, 2018.

Tiffany Fratz edited this group on June 28, 2018.

Tiffany Fratz edited this group on June 07, 2018.

Tiffany Fratz edited this group on May 30, 2018.



Contributing Community Participants

[Juliet Sanders](#), [Brian X. Murray](#), [Michelle Ross](#), [Chris Baker](#), [Cameron Pollock](#), [Jim Keough](#), [Mary Johnson](#), [Jessica](#), [Christine](#), [Lindsey Berna](#)



Adult Evaluation and Review Services: AERS

Private Group 18 days ago

Leave Group

GROUP ADMINS



Health Improvement Strategy

"Adult Evaluation and Review Services: AERS"

["https://mygarrettcounty.com/groups/h2h/adult-evaluation-and-review-services-aers/"](https://mygarrettcounty.com/groups/h2h/adult-evaluation-and-review-services-aers/)

Goal:

Our goal is to connect more adults and disabled persons with resources that will allow these persons to remain as independent as possible nurse and social work oversight when the evaluations are completed (most visits are done in the client's home). Some of the many things medication program, smoking cessation, transportation, and veterans administration. The goal is to allow clients to stay in their home long

Strategy Description:

The AERS program is implemented through the local health departments. They conduct long term care evaluations of those persons with h also assist individuals with the PASRR process when seeking nursing home placement and assist nursing facilities with interpretation of th

Level of Change:

Programs

Primary Focus Area:

Access to Care and Linkages to Community Resources

Data Category Tag:

GCHD AERS

Estimated Implementation Date:

2017-01-02

Estimated Completion Date:

2017-12-29



Estimated Ease of Implementation:

Moderate

Estimated Cost of Implementation:

Moderate


Potential Community Benefit:

High

Research:

By connecting individuals with resources in the community, the number of nursing facility and hospital/emergency room admissions in the room, and they often send referrals to AERS to help these patients find resources to assist them (many times these referrals from from the

Measurements	Target Goal	Status	Desired Trend	Contributor	January 2017	February 2017	March 2017	April 2017	Ma 2017
--------------	-------------	--------	---------------	-------------	--------------	---------------	------------	------------	---------

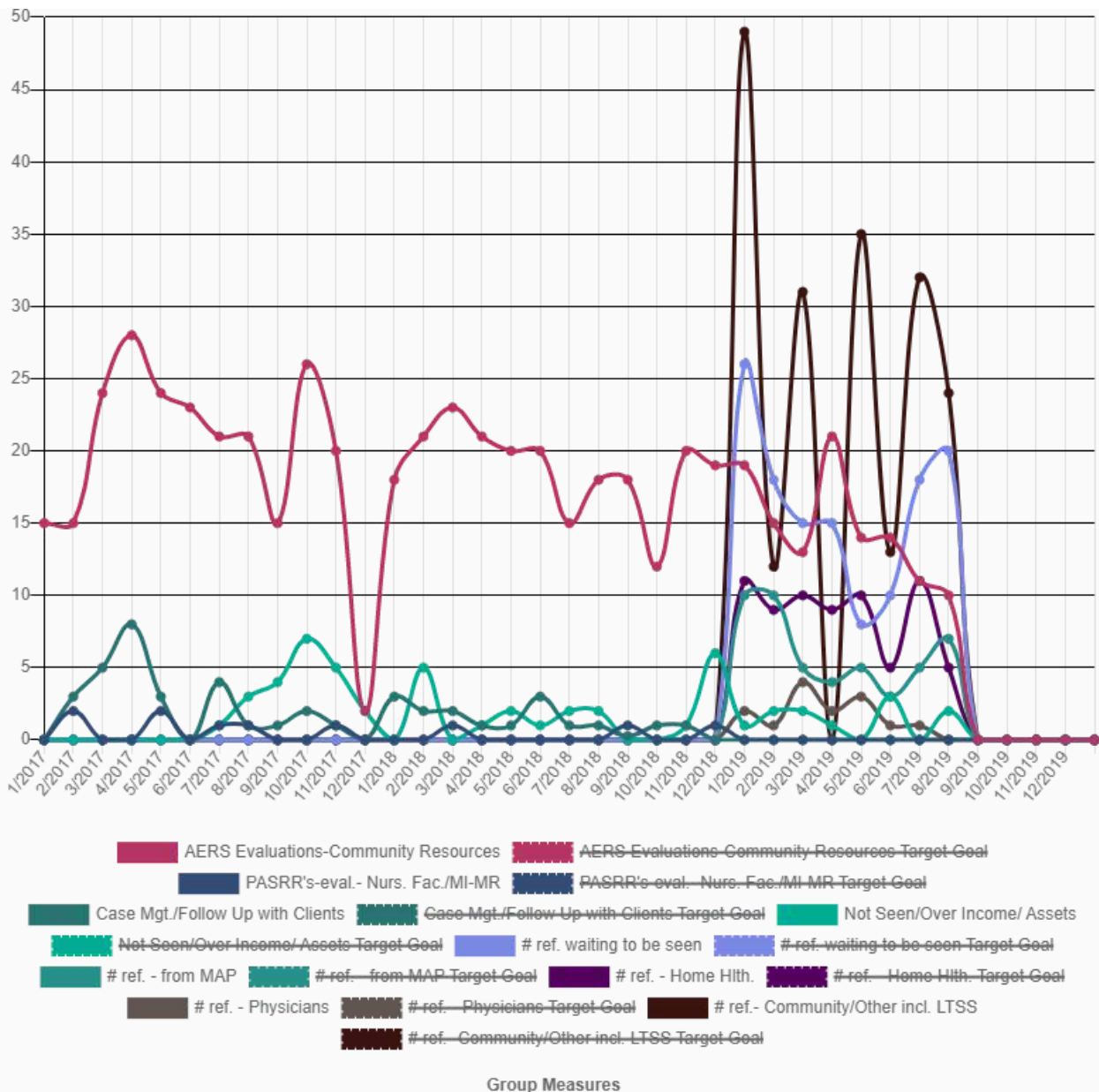
AERS Evaluations-Community Resources	22	Active	Increase	Kathy Skipper, GCHD AERS	15	15	24	28	24
PASRR's-eval.-Nurs. Fac./MI-MR	1	Active	Increase	Kathy Skipper, GCHD AERS	0	2	0	0	2
Case Mgt./Follow Up with Clients	2	Active	Increase	Kathy Skipper, GCHD AERS	0	3	5	8	3
Not Seen/Over Income/ Assets	2	Active	Increase	Kathy Skipper, GCHD AERS	0	0	0	0	0
# ref. waiting to be seen	10	Active							

Showing 1 to 9 of 9 entries

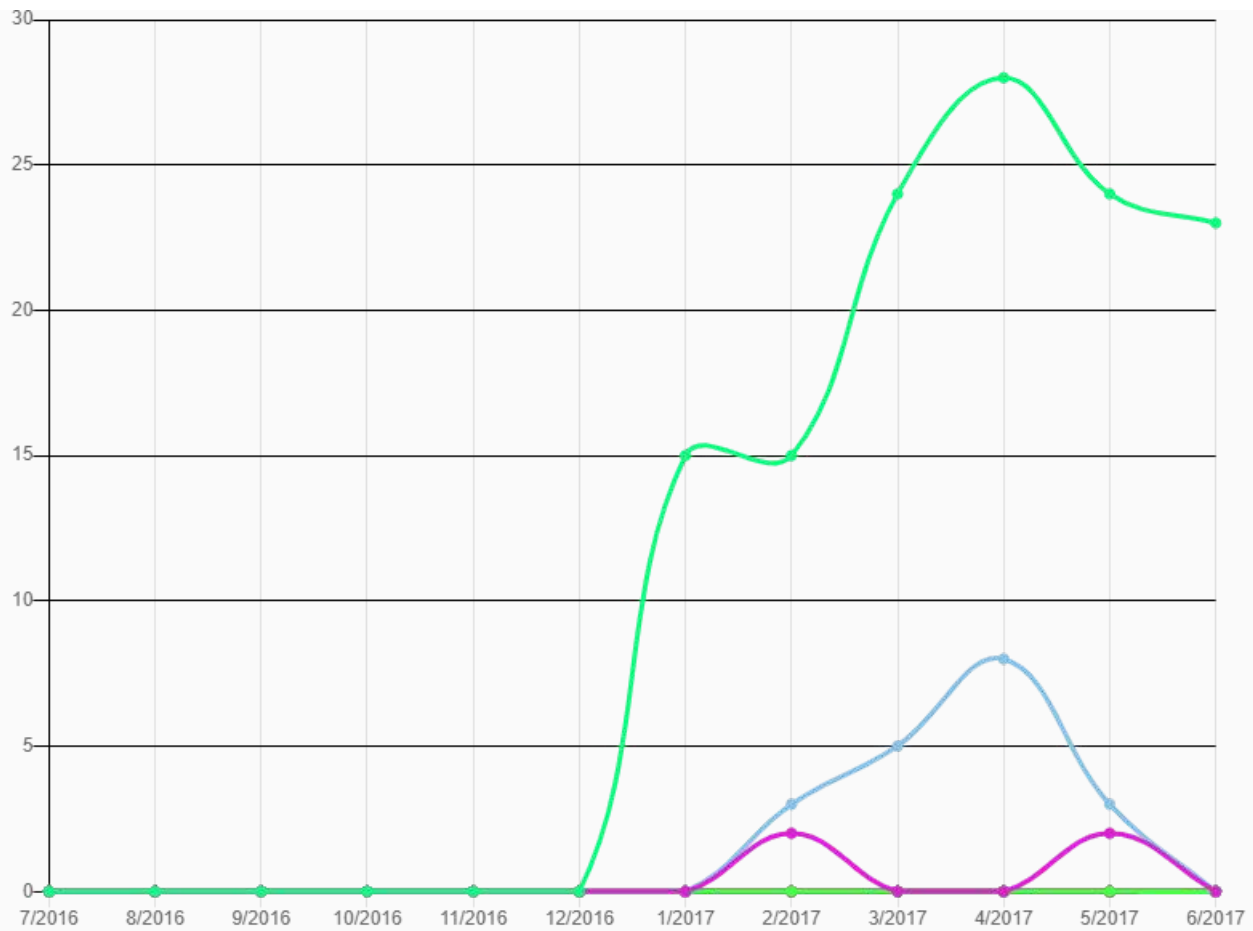
Data Narrative

Line 2, 3 and 4 is just for our internal tracking and we have no control over increases/or decreases in these categories.

Scaled Data Visualization

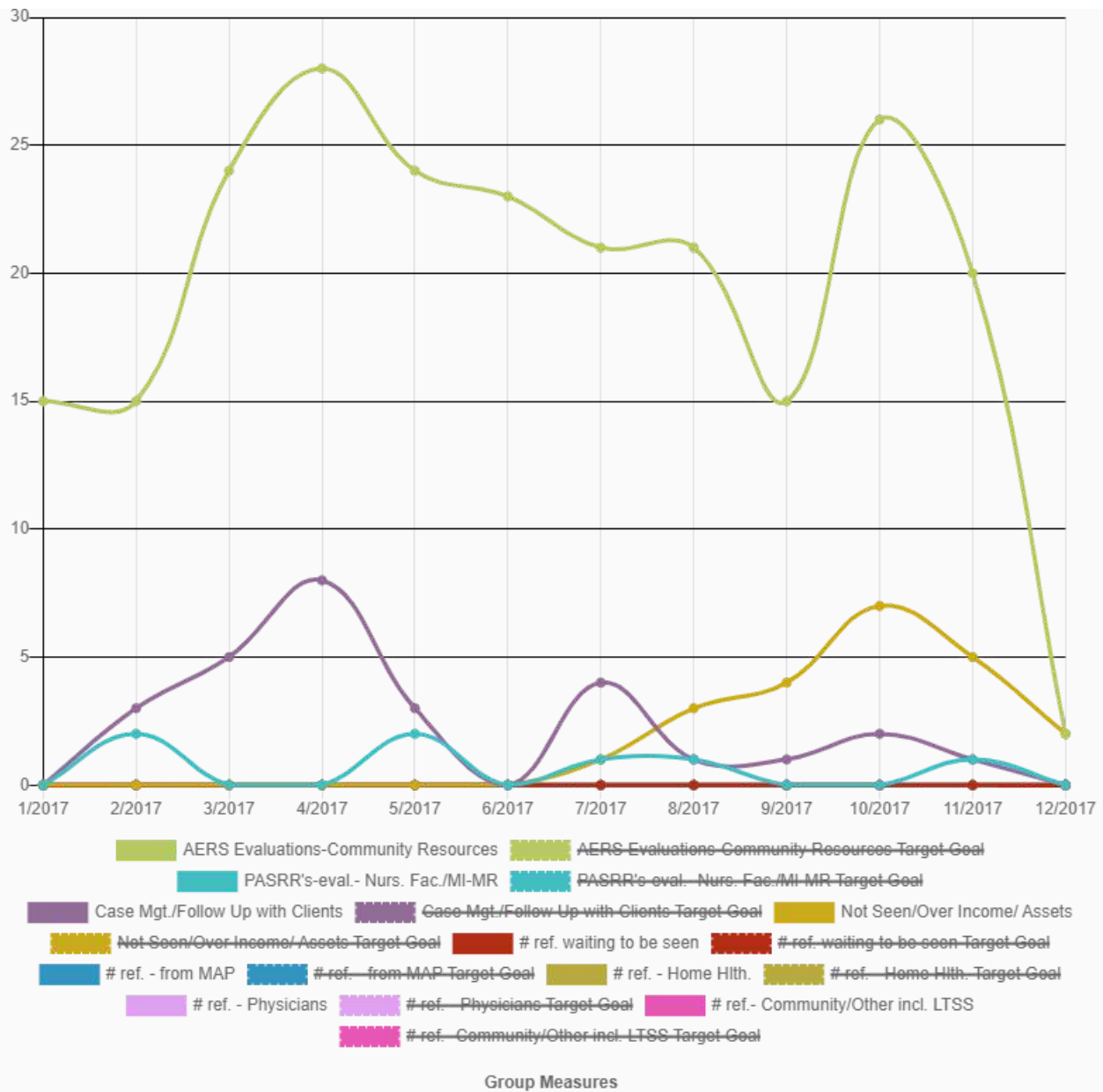


Fiscal Year 2017 Data Visualization (July-June)

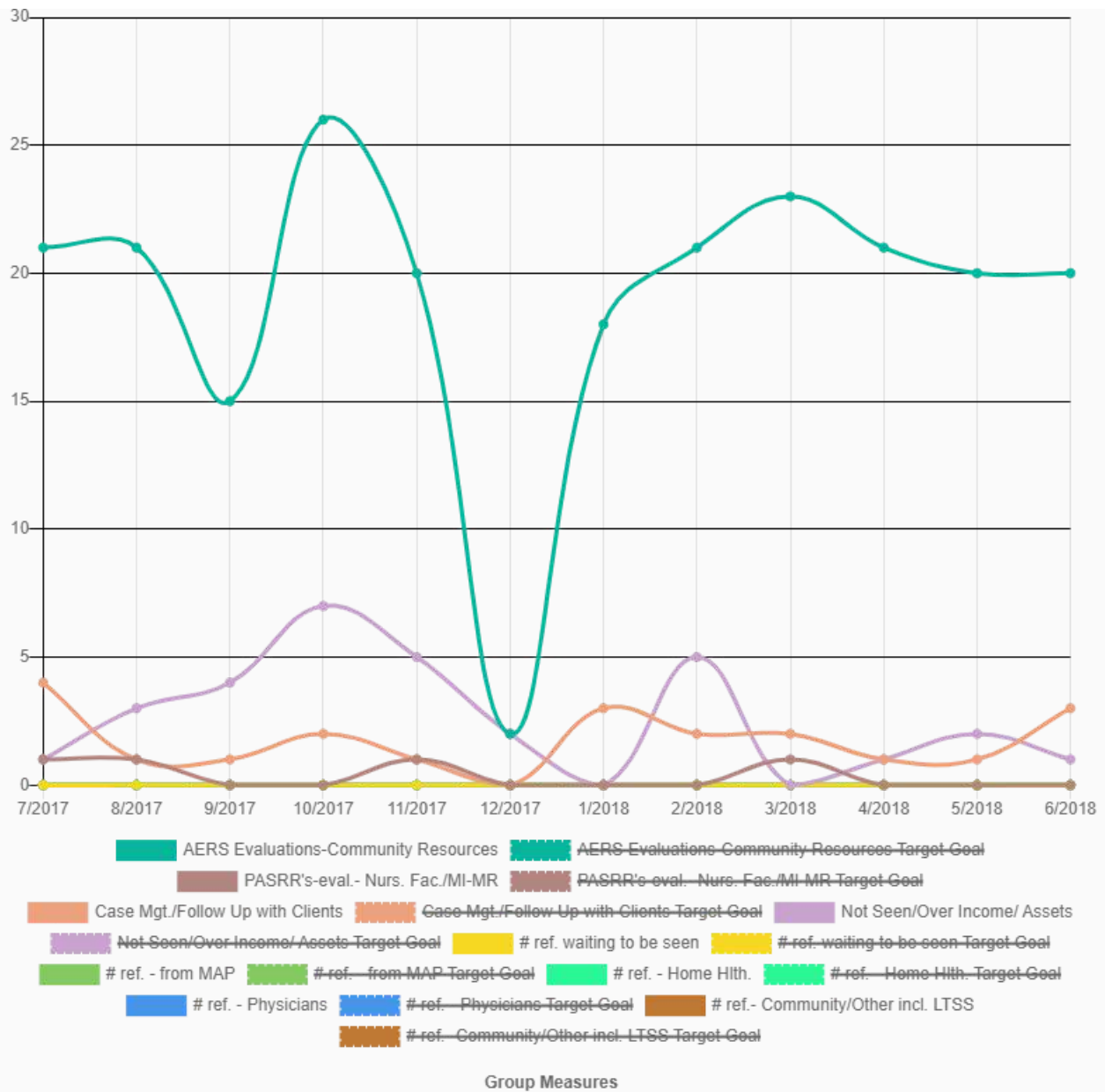


Group Measures

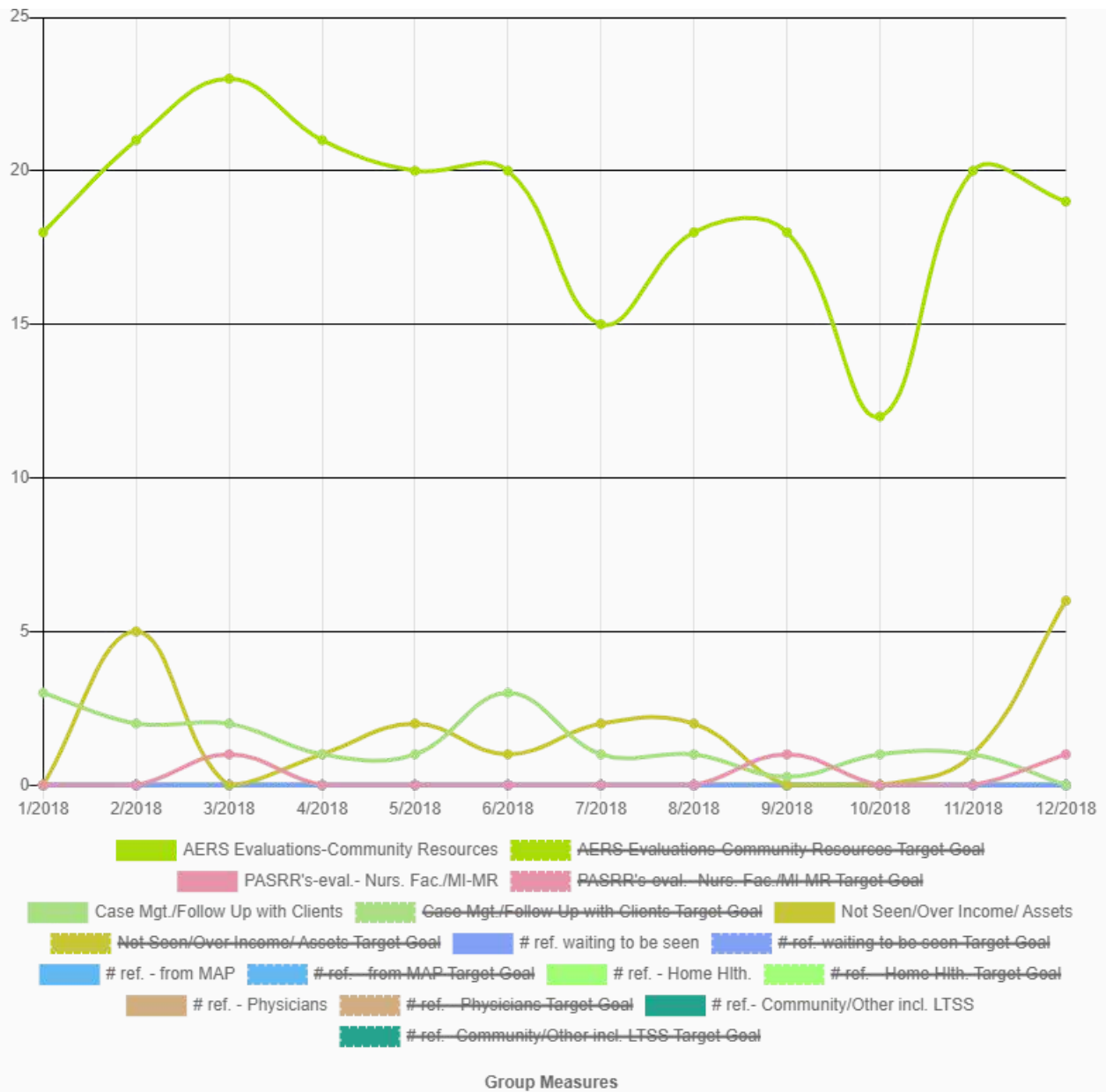
Calendar Year 2017 Data Visualization



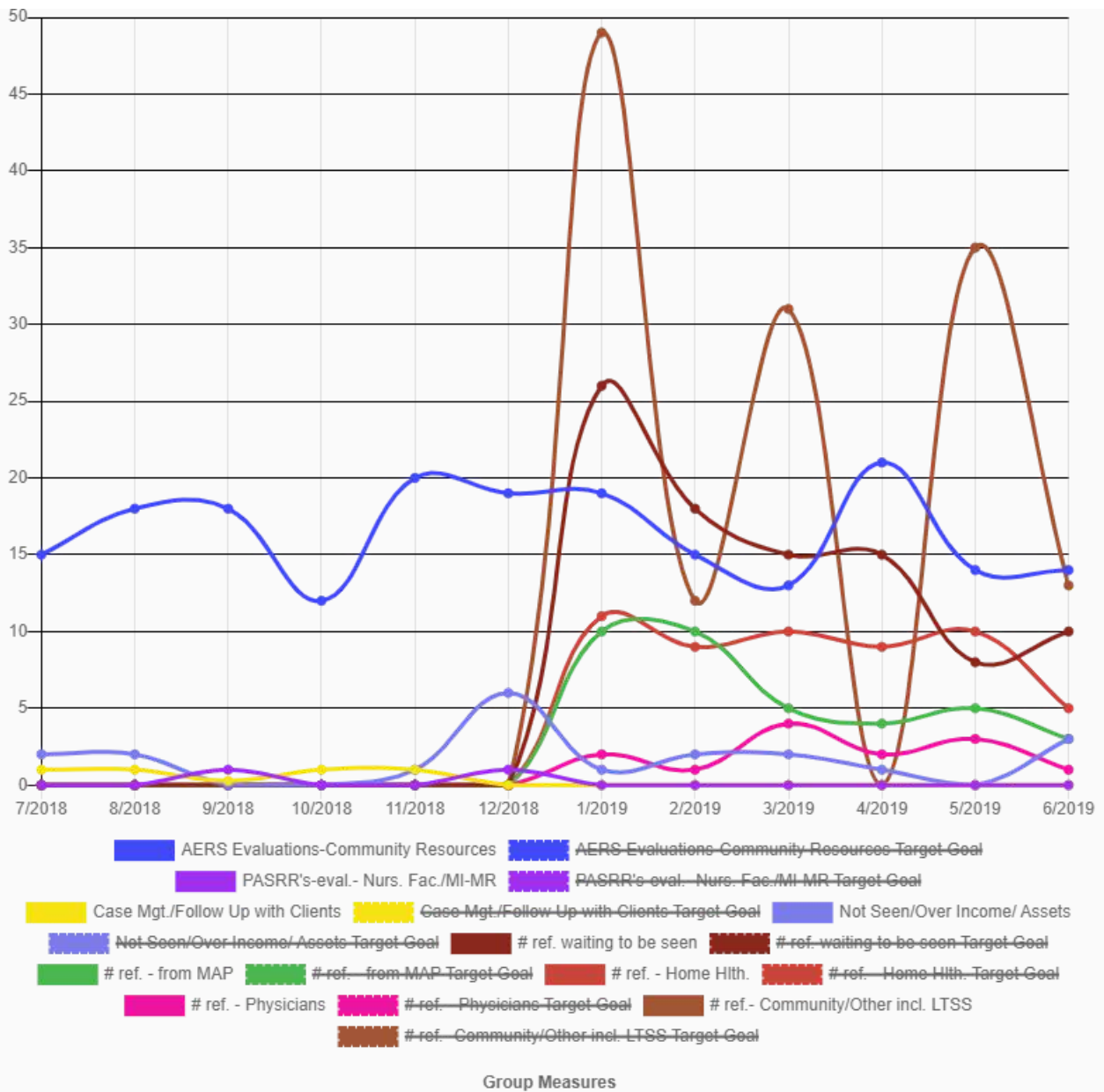
Fiscal Year 2018 Data Visualization (July-June)



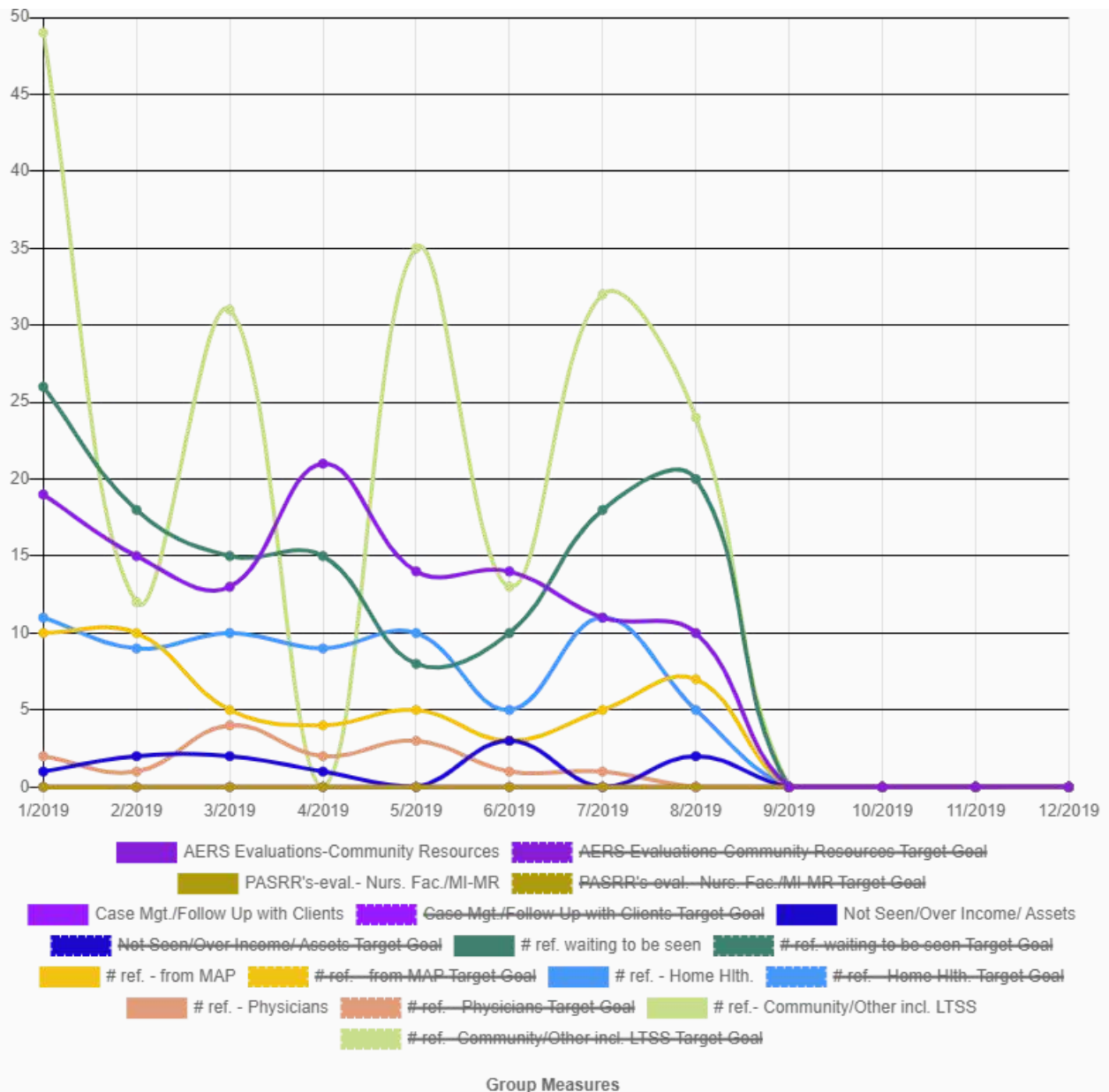
Calendar Year 2018 Data Visualization



Fiscal Year 2019 Data Visualization (July-June)



Calendar Year 2019 Data Visualization



Last Modification

Kathaleen Skipper edited this group on September 20, 2019.

Kathaleen Skipper edited this group on September 20, 2019.

Kathaleen Skipper edited this group on August 21, 2019.

Kathaleen Skipper edited this group on July 22, 2019.

Kathaleen Skipper edited this group on July 22, 2019.

Kathaleen Skipper edited this group on June 19, 2019.

Kathaleen Skipper edited this group on May 16, 2019.

Kathaleen Skipper edited this group on April 22, 2019.

Kathaleen Skipper edited this group on April 22, 2019.

Kathaleen Skipper edited this group on March 21, 2019.

Kathaleen Skipper edited this group on February 26, 2019.

Kathaleen Skipper edited this group on January 25, 2019.

Kathaleen Skipper edited this group on January 24, 2019.

Kathaleen Skipper edited this group on December 20, 2018.

Kathaleen Skipper edited this group on November 20, 2018.

Kathaleen Skipper edited this group on October 23, 2018.

Kathaleen Skipper edited this group on September 14, 2018.

Kathaleen Skipper edited this group on August 20, 2018.

Kathaleen Skipper edited this group on July 23, 2018.

Kathaleen Skipper edited this group on July 19, 2018.

Kathaleen Skipper edited this group on June 22, 2018.

Contributing Community Participants

[Tiffany Fratz](#), [Carol Bass](#), [Teresa Friend](#), [Jennifer Lee-Steckman](#), [Kathaleen Skipper](#), [John Corbin](#), [Shelley Argabrite](#),





Blood Pressure Monitoring

Public Group 4 months ago

Leave Group

GROUP ADMINS



Health Improvement Strategy

"Blood Pressure Monitoring"

<https://mygarrettcountry.com/groups/blood-pressure-monitoring/>

Goal:

The goal is to get those already diagnosed with high blood pressure to take their medications and make lifestyle changes as prescribed, ar

Strategy Description:

From 10/1/18- 3/31/19 various health professionals within the Garrett County Health Department, First Choice Physical Therapy staff and professional who provided the monitor. Due to the overwhelming response and the success of the program, health department staff and G

Level of Change:

Programs



Primary Focus Area:

Chronic Diseases and their common risk factors: lack of physical activity, poor nutrition, and tobacco use

Data Category Tag:

GCHD Health Education and Outreach

Estimated Implementation Date:

2018-10-01

Estimated Completion Date:

2020-01-01



Estimated Ease of Implementation:

Moderate

Estimated Cost of Implementation:

Moderate

Potential Community Benefit:

High

Research:

www.acc.org ama-assn.org/go/wire CardioSmart.org/HighBP Data is being collected monthly from 10/1/18-3/31/19. Due to the success of

Select all	Deselect all	Copy	CSV	Excel	JSON					
Measurements	Target Goal	Status	Desired Trend	Contributor	January 2017	February 2017	March 2017	April 2017	May 2017	
Number of adults older than 18 that had their blood pressure taken	75	Active	Increase	Amy Ritchie, Outreach Team, & Betty Anderson						



Number of adults older than 18 with potentially undiagnosed hypertension	20	Active	Decrease	Amy Ritchie, Outreach Team & Betty Anderson					
Number of high school students that had their blood pressure taken	200	Active	Increase	Amy Ritchie, Outreach Team & Betty Anderson		118			
Number of high school students				Amy Ritchie,					

Showing 1 to 10 of 10 entries

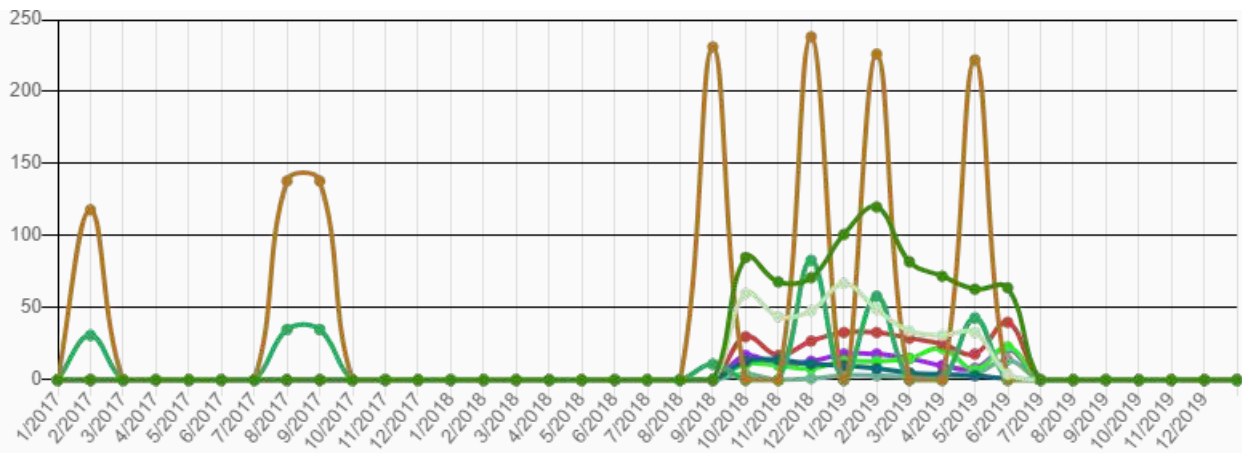


Data Narrative

The Health Department provided blood pressure monitors through a blood pressure grant from the Maryland Department of Health to vari

Scaled Data Visualization



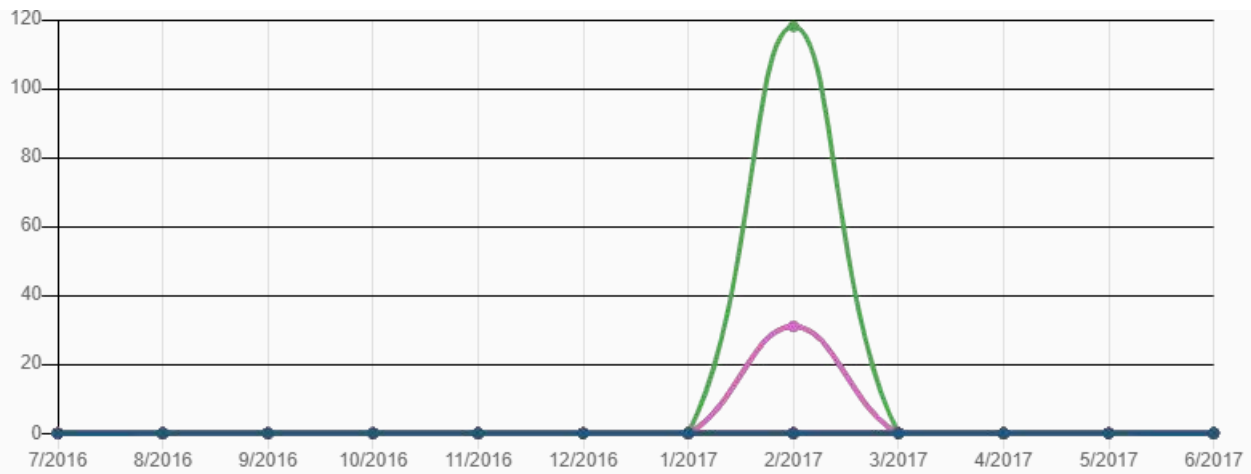


- Number of adults older than 18 that had their blood pressure taken
- Number of adults older than 18 that had their blood pressure taken Target Goal
- Number of adults older than 18 with potentially undiagnosed hypertension
- Number of adults older than 18 with potentially undiagnosed hypertension Target Goal
- Number of high school students that had their blood pressure taken
- Number of high school students that had their blood pressure taken Target Goal
- Number of high school students with potentially undiagnosed hypertension
- Number of high school students with potentially undiagnosed hypertension Target Goal
- Number of high school students recommended to be seen by the school nurse for repeat blood pressure screenings
- Number of high school students recommended to be seen by the school nurse for repeat blood pressure screenings Target Goal
- Number of adults older than 18 that participated in the blood pressure self-monitoring program
- Number of adults older than 18 that participated in the blood pressure self-monitoring program Target Goal
- Number of adults older than 18 diagnosed with hypertension
- Number of adults older than 18 diagnosed with hypertension Target Goal
- Number of adults older than 18 diagnosed with diabetes
- Number of adults older than 18 diagnosed with diabetes Target Goal
- Number of adults older than 18 diagnosed with high cholesterol
- Number of adults older than 18 diagnosed with high cholesterol Target Goal
- Number of adults older than 18 diagnosed with hypertension, diabetes and high cholesterol
- Number of adults older than 18 diagnosed with hypertension, diabetes and high cholesterol Target Goal

Group Measures

Fiscal Year 2017 Data Visualization (July-June)



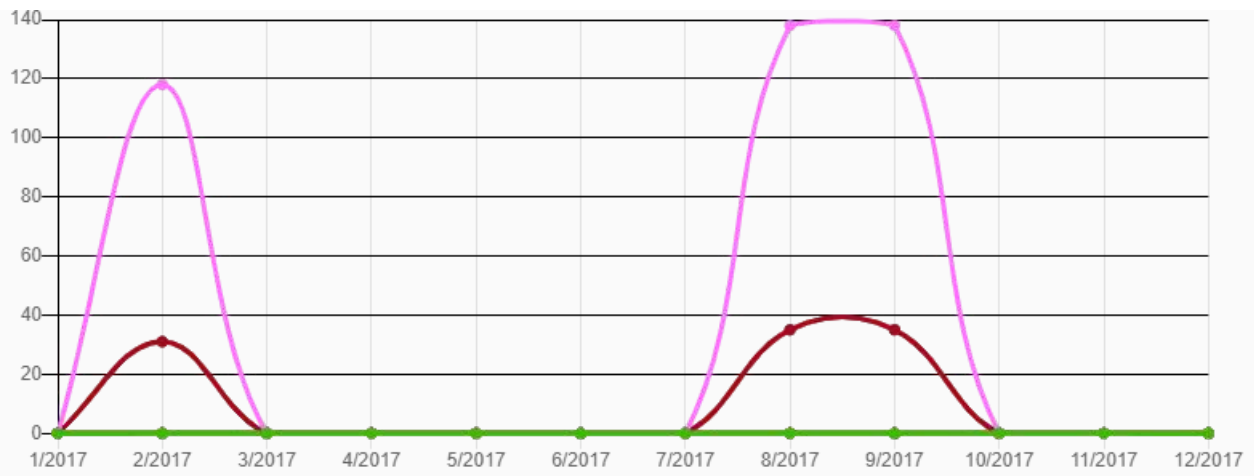


- Number of adults older than 18 that had their blood pressure taken
- Number of adults older than 18 that had their blood pressure taken Target Goal
- Number of adults older than 18 with potentially undiagnosed hypertension
- Number of adults older than 18 with potentially undiagnosed hypertension Target Goal
- Number of high school students that had their blood pressure taken
- Number of high school students that had their blood pressure taken Target Goal
- Number of high school students with potentially undiagnosed hypertension
- Number of high school students with potentially undiagnosed hypertension Target Goal
- Number of high school students recommended to be seen by the school nurse for repeat blood pressure screenings
- Number of high school students recommended to be seen by the school nurse for repeat blood pressure screenings Target Goal
- Number of adults older than 18 that participated in the blood pressure self-monitoring program
- Number of adults older than 18 that participated in the blood pressure self-monitoring program Target Goal
- Number of adults older than 18 diagnosed with hypertension
- Number of adults older than 18 diagnosed with hypertension Target Goal
- Number of adults older than 18 diagnosed with diabetes
- Number of adults older than 18 diagnosed with diabetes Target Goal
- Number of adults older than 18 diagnosed with high cholesterol
- Number of adults older than 18 diagnosed with high cholesterol Target Goal
- Number of adults older than 18 diagnosed with hypertension, diabetes and high cholesterol
- Number of adults older than 18 diagnosed with hypertension, diabetes and high cholesterol Target Goal

Group Measures

Calendar Year 2017 Data Visualization



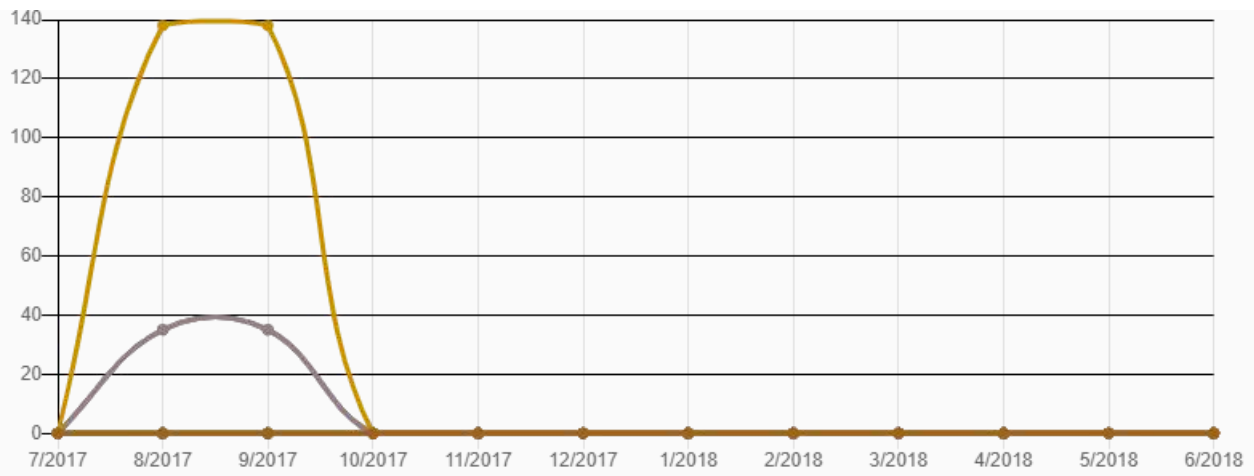


- Number of adults older than 18 that had their blood pressure taken
- Number of adults older than 18 that had their blood pressure taken Target Goal
- Number of adults older than 18 with potentially undiagnosed hypertension
- Number of adults older than 18 with potentially undiagnosed hypertension Target Goal
- Number of high school students that had their blood pressure taken
- Number of high school students that had their blood pressure taken Target Goal
- Number of high school students with potentially undiagnosed hypertension
- Number of high school students with potentially undiagnosed hypertension Target Goal
- Number of high school students recommended to be seen by the school nurse for repeat blood pressure screenings
- Number of high school students recommended to be seen by the school nurse for repeat blood pressure screenings Target Goal
- Number of adults older than 18 that participated in the blood pressure self-monitoring program
- Number of adults older than 18 that participated in the blood pressure self-monitoring program Target Goal
- Number of adults older than 18 diagnosed with hypertension
- Number of adults older than 18 diagnosed with hypertension Target Goal
- Number of adults older than 18 diagnosed with diabetes
- Number of adults older than 18 diagnosed with diabetes Target Goal
- Number of adults older than 18 diagnosed with high cholesterol
- Number of adults older than 18 diagnosed with high cholesterol Target Goal
- Number of adults older than 18 diagnosed with hypertension, diabetes and high cholesterol
- Number of adults older than 18 diagnosed with hypertension, diabetes and high cholesterol Target Goal

Group Measures

Fiscal Year 2018 Data Visualization (July-June)



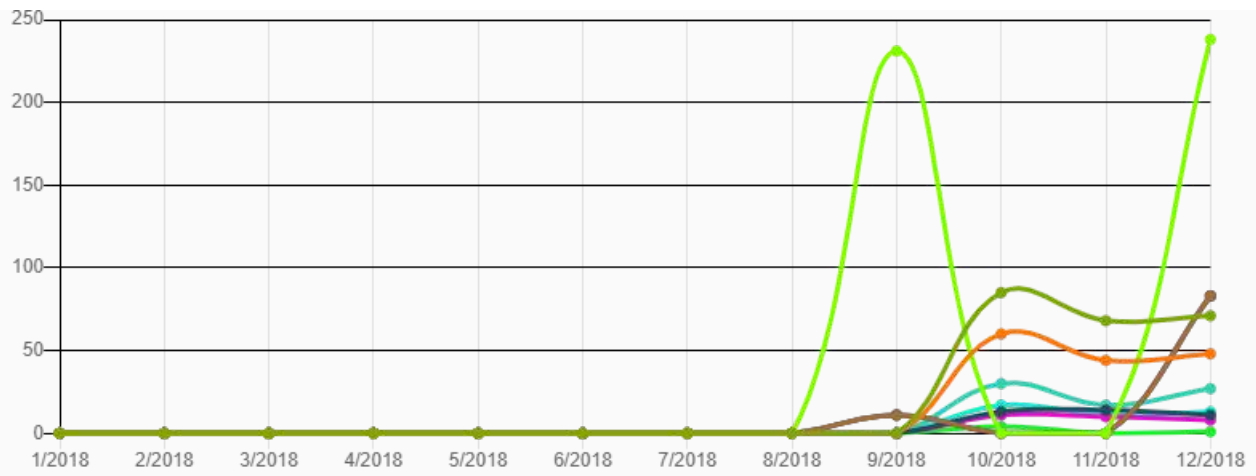


- Number of adults older than 18 that had their blood pressure taken
- Number of adults older than 18 that had their blood pressure taken Target Goal
- Number of adults older than 18 with potentially undiagnosed hypertension
- Number of adults older than 18 with potentially undiagnosed hypertension Target Goal
- Number of high school students that had their blood pressure taken
- Number of high school students that had their blood pressure taken Target Goal
- Number of high school students with potentially undiagnosed hypertension
- Number of high school students with potentially undiagnosed hypertension Target Goal
- Number of high school students recommended to be seen by the school nurse for repeat blood pressure screenings
- Number of high school students recommended to be seen by the school nurse for repeat blood pressure screenings Target Goal
- Number of adults older than 18 that participated in the blood pressure self-monitoring program
- Number of adults older than 18 that participated in the blood pressure self-monitoring program Target Goal
- Number of adults older than 18 diagnosed with hypertension
- Number of adults older than 18 diagnosed with hypertension Target Goal
- Number of adults older than 18 diagnosed with diabetes
- Number of adults older than 18 diagnosed with diabetes Target Goal
- Number of adults older than 18 diagnosed with high cholesterol
- Number of adults older than 18 diagnosed with high cholesterol Target Goal
- Number of adults older than 18 diagnosed with hypertension, diabetes and high cholesterol
- Number of adults older than 18 diagnosed with hypertension, diabetes and high cholesterol Target Goal

Group Measures

Calendar Year 2018 Data Visualization



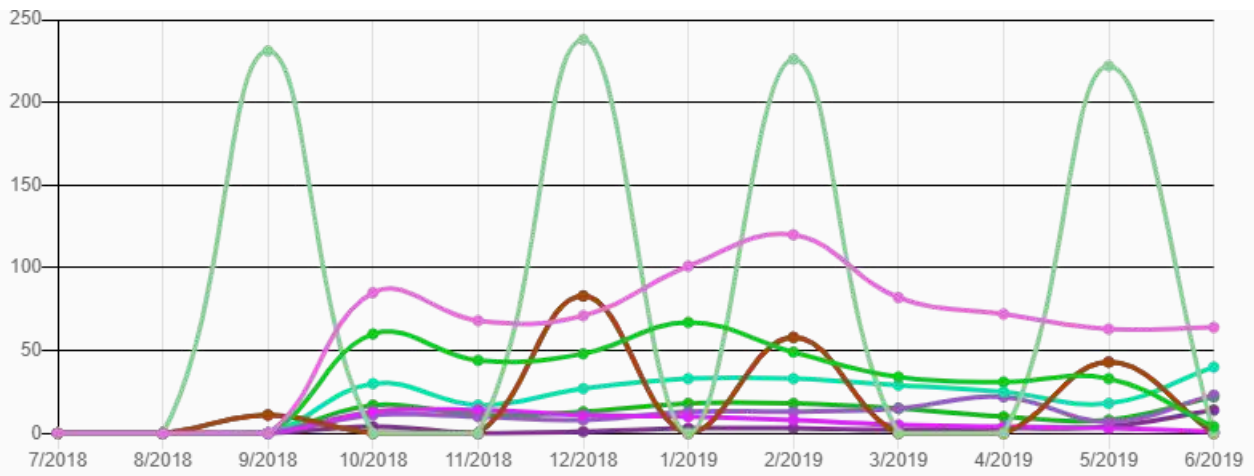


- Number of adults older than 18 that had their blood pressure taken
- Number of adults older than 18 that had their blood pressure taken Target Goal
- Number of adults older than 18 with potentially undiagnosed hypertension
- Number of adults older than 18 with potentially undiagnosed hypertension Target Goal
- Number of high school students that had their blood pressure taken
- Number of high school students that had their blood pressure taken Target Goal
- Number of high school students with potentially undiagnosed hypertension
- Number of high school students with potentially undiagnosed hypertension Target Goal
- Number of high school students recommended to be seen by the school nurse for repeat blood pressure screenings
- Number of high school students recommended to be seen by the school nurse for repeat blood pressure screenings Target Goal
- Number of adults older than 18 that participated in the blood pressure self-monitoring program
- Number of adults older than 18 that participated in the blood pressure self-monitoring program Target Goal
- Number of adults older than 18 diagnosed with hypertension
- Number of adults older than 18 diagnosed with hypertension Target Goal
- Number of adults older than 18 diagnosed with diabetes
- Number of adults older than 18 diagnosed with diabetes Target Goal
- Number of adults older than 18 diagnosed with high cholesterol
- Number of adults older than 18 diagnosed with high cholesterol Target Goal
- Number of adults older than 18 diagnosed with hypertension, diabetes and high cholesterol
- Number of adults older than 18 diagnosed with hypertension, diabetes and high cholesterol Target Goal

Group Measures

Fiscal Year 2019 Data Visualization (July-June)



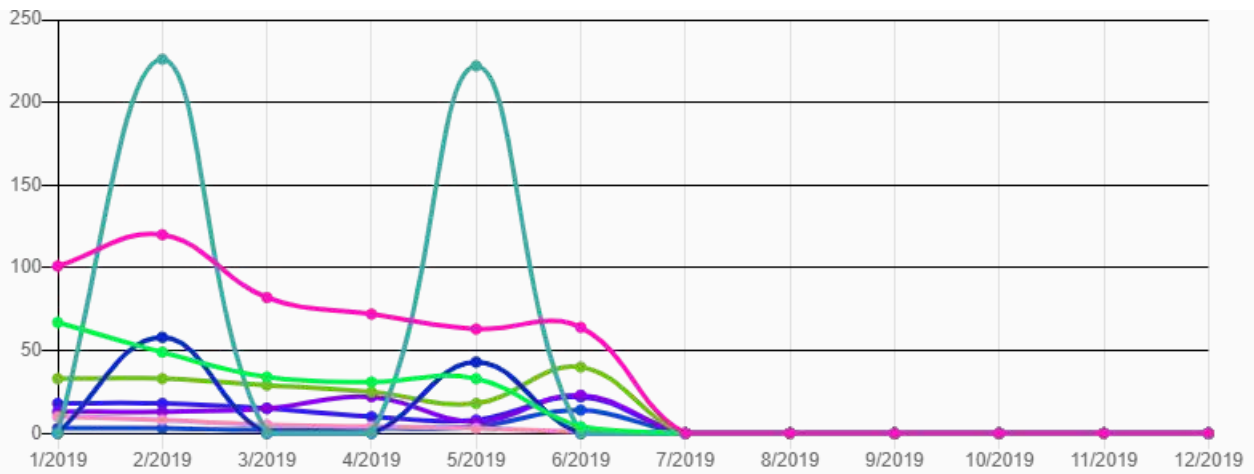


- Number of adults older than 18 that had their blood pressure taken
- Number of adults older than 18 that had their blood pressure taken Target Goal
- Number of adults older than 18 with potentially undiagnosed hypertension
- Number of adults older than 18 with potentially undiagnosed hypertension Target Goal
- Number of high school students that had their blood pressure taken
- Number of high school students that had their blood pressure taken Target Goal
- Number of high school students with potentially undiagnosed hypertension
- Number of high school students with potentially undiagnosed hypertension Target Goal
- Number of high school students recommended to be seen by the school nurse for repeat blood pressure screenings
- Number of high school students recommended to be seen by the school nurse for repeat blood pressure screenings Target Goal
- Number of adults older than 18 that participated in the blood pressure self-monitoring program
- Number of adults older than 18 that participated in the blood pressure self-monitoring program Target Goal
- Number of adults older than 18 diagnosed with hypertension
- Number of adults older than 18 diagnosed with hypertension Target Goal
- Number of adults older than 18 diagnosed with diabetes
- Number of adults older than 18 diagnosed with diabetes Target Goal
- Number of adults older than 18 diagnosed with high cholesterol
- Number of adults older than 18 diagnosed with high cholesterol Target Goal
- Number of adults older than 18 diagnosed with hypertension, diabetes and high cholesterol
- Number of adults older than 18 diagnosed with hypertension, diabetes and high cholesterol Target Goal

Group Measures

Calendar Year 2019 Data Visualization





- Number of adults older than 18 that had their blood pressure taken
- Number of adults older than 18 that had their blood pressure taken Target Goal
- Number of adults older than 18 with potentially undiagnosed hypertension
- Number of adults older than 18 with potentially undiagnosed hypertension Target Goal
- Number of high school students that had their blood pressure taken
- Number of high school students that had their blood pressure taken Target Goal
- Number of high school students with potentially undiagnosed hypertension
- Number of high school students with potentially undiagnosed hypertension Target Goal
- Number of high school students recommended to be seen by the school nurse for repeat blood pressure screenings
- Number of high school students recommended to be seen by the school nurse for repeat blood pressure screenings Target Goal
- Number of adults older than 18 that participated in the blood pressure self-monitoring program
- Number of adults older than 18 that participated in the blood pressure self-monitoring program Target Goal
- Number of adults older than 18 diagnosed with hypertension
- Number of adults older than 18 diagnosed with hypertension Target Goal
- Number of adults older than 18 diagnosed with diabetes
- Number of adults older than 18 diagnosed with diabetes Target Goal
- Number of adults older than 18 diagnosed with high cholesterol
- Number of adults older than 18 diagnosed with high cholesterol Target Goal
- Number of adults older than 18 diagnosed with hypertension, diabetes and high cholesterol
- Number of adults older than 18 diagnosed with hypertension, diabetes and high cholesterol Target Goal

Group Measures

Last Modification

- Amy Ritchie edited this group on August 02, 2019.
- Amy Ritchie edited this group on August 02, 2019.
- Amy Ritchie edited this group on August 02, 2019.
- Amy Ritchie edited this group on June 13, 2019.
- Amy Ritchie edited this group on June 13, 2019.
- Amy Ritchie edited this group on June 13, 2019.
- Amy Ritchie edited this group on June 13, 2019.
- Amy Ritchie edited this group on June 12, 2019.
- Amy Ritchie edited this group on June 12, 2019.
- Amy Ritchie edited this group on June 04, 2019.
- Amy Ritchie edited this group on June 04, 2019.
- Amy Ritchie edited this group on May 10, 2019.



Amy Ritchie edited this group on May 10, 2019.
Amy Ritchie edited this group on April 11, 2019.
Amy Ritchie edited this group on April 11, 2019.
Amy Ritchie edited this group on April 09, 2019.
Amy Ritchie edited this group on April 09, 2019.
Amy Ritchie edited this group on April 09, 2019.
Amy Ritchie edited this group on April 09, 2019.
Amy Ritchie edited this group on April 09, 2019.
Amy Ritchie edited this group on April 09, 2019.
Amy Ritchie edited this group on April 09, 2019.
Amy Ritchie edited this group on April 09, 2019.
Amy Ritchie edited this group on April 02, 2019.
Amy Ritchie edited this group on March 04, 2019.
Amy Ritchie edited this group on March 04, 2019.
Amy Ritchie edited this group on March 01, 2019.
Amy Ritchie edited this group on March 01, 2019.
Amy Ritchie edited this group on March 01, 2019.
Amy Ritchie edited this group on February 19, 2019.
Amy Ritchie edited this group on February 12, 2019.
Amy Ritchie edited this group on February 12, 2019.
Amy Ritchie edited this group on February 12, 2019.
Amy Ritchie edited this group on February 12, 2019.
Amy Ritchie edited this group on February 12, 2019.
Amy Ritchie edited this group on February 12, 2019.
Amy Ritchie edited this group on February 12, 2019.
Amy Ritchie edited this group on February 12, 2019.
Amy Ritchie edited this group on January 22, 2019.
Amy Ritchie edited this group on December 10, 2018.
Amy Ritchie edited this group on November 29, 2018.
Amy Ritchie edited this group on November 29, 2018.
Amy Ritchie edited this group on November 29, 2018.
Amy Ritchie edited this group on November 29, 2018.
Amy Ritchie edited this group on November 29, 2018.
Amy Ritchie edited this group on October 25, 2018.



Contributing Community Participants

[Kathaleen Skipper](#), [Jennifer Corder](#), [Kendra McLaughlin](#), [Joseph Burger](#), [John Corbin](#), [Brian X. Murray](#), [Amy Ritchie](#),







Child and Adolescent Wellness Workgroup

Public Group 4 days ago

Leave Group

GROUP ADMINS



Health Improvement Strategy

"Child and Adolescent Wellness Workgroup"

["https://mygarrettcountry.com/groups/increase-adolescent-well-child-checks/"](https://mygarrettcountry.com/groups/increase-adolescent-well-child-checks/)

Goal:

Increase the number of well child checks among adolescents

Strategy Description:

Attempt to administer HPV vaccine while the adolescent is in for the well child check in addition to well child checks.

Level of Change:

Systems

Primary Focus Area:

Data Category Tag:

Estimated Implementation Date:

2017-01-02

Estimated Completion Date:

2020-12-31



Estimated Ease of Implementation:

Moderate

Estimated Cost of Implementation:

Low

Potential Community Benefit:

High

Research:

Currently, Garrett County ranks last in the state for Adolescent Well Child Checks according to the Maryland State Health Improvement Proc...

- Select all
- Deselect all
- Copy
- CSV
- Excel
- JSON

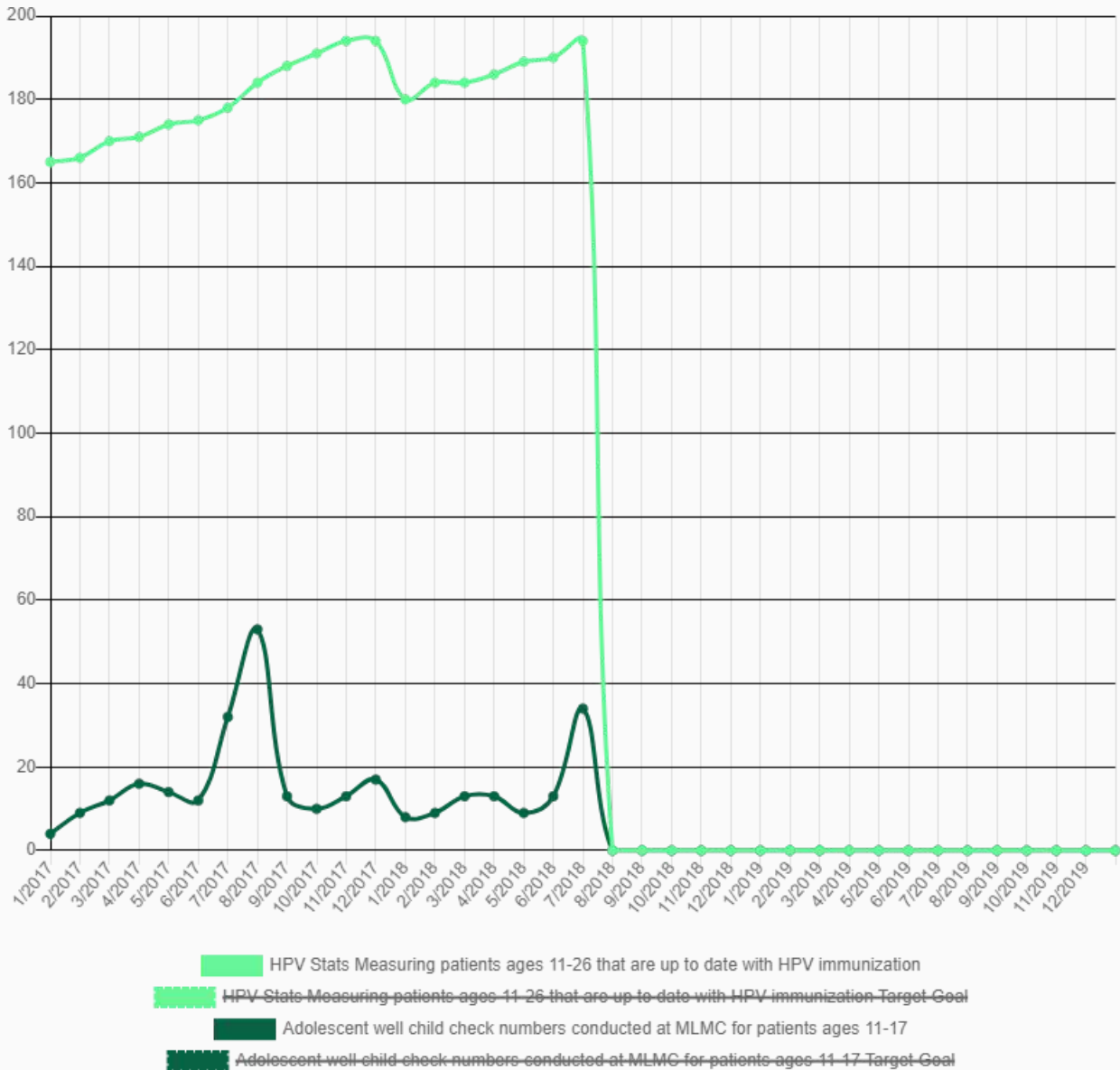
Measurements	Target Goal	Status	Desired Trend	Contributor	January 2017	February 2017	March 2017	April 2017	Ma 2017
HPV Stats Measuring patients ages 11-26 that are up to date with HPV immunization	200	Active	Increase	Mountain Laurel Medical Center	165	166	170	171	174

Adolescent well child check numbers conducted at MLMC for patients ages 11-17	40	Active	Increase	Mountain laurel Medical Center	4	9	12	16	14
---	----	--------	----------	--------------------------------	---	---	----	----	----

Showing 1 to 2 of 2 entries

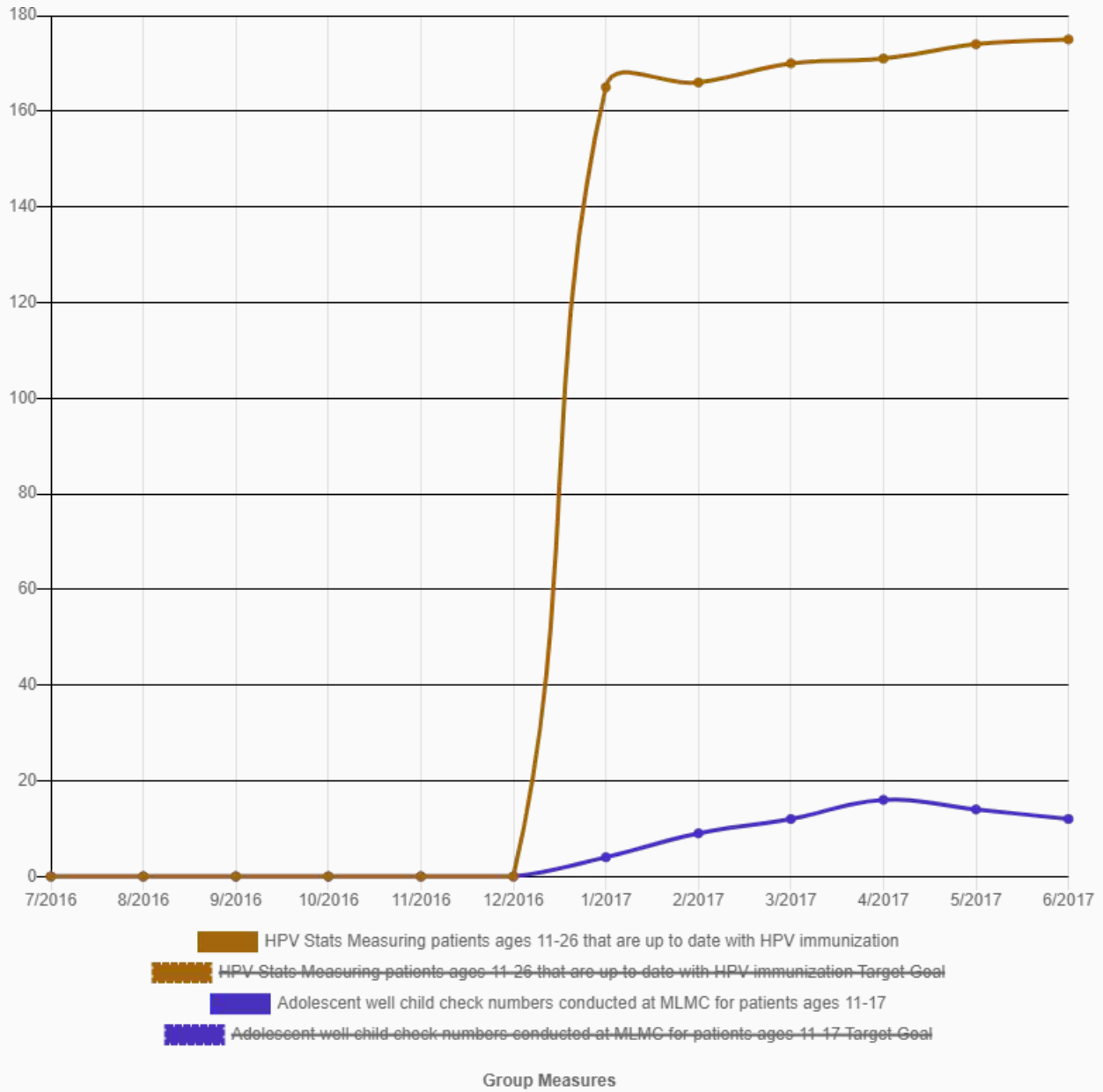
Data Narrative

Scaled Data Visualization

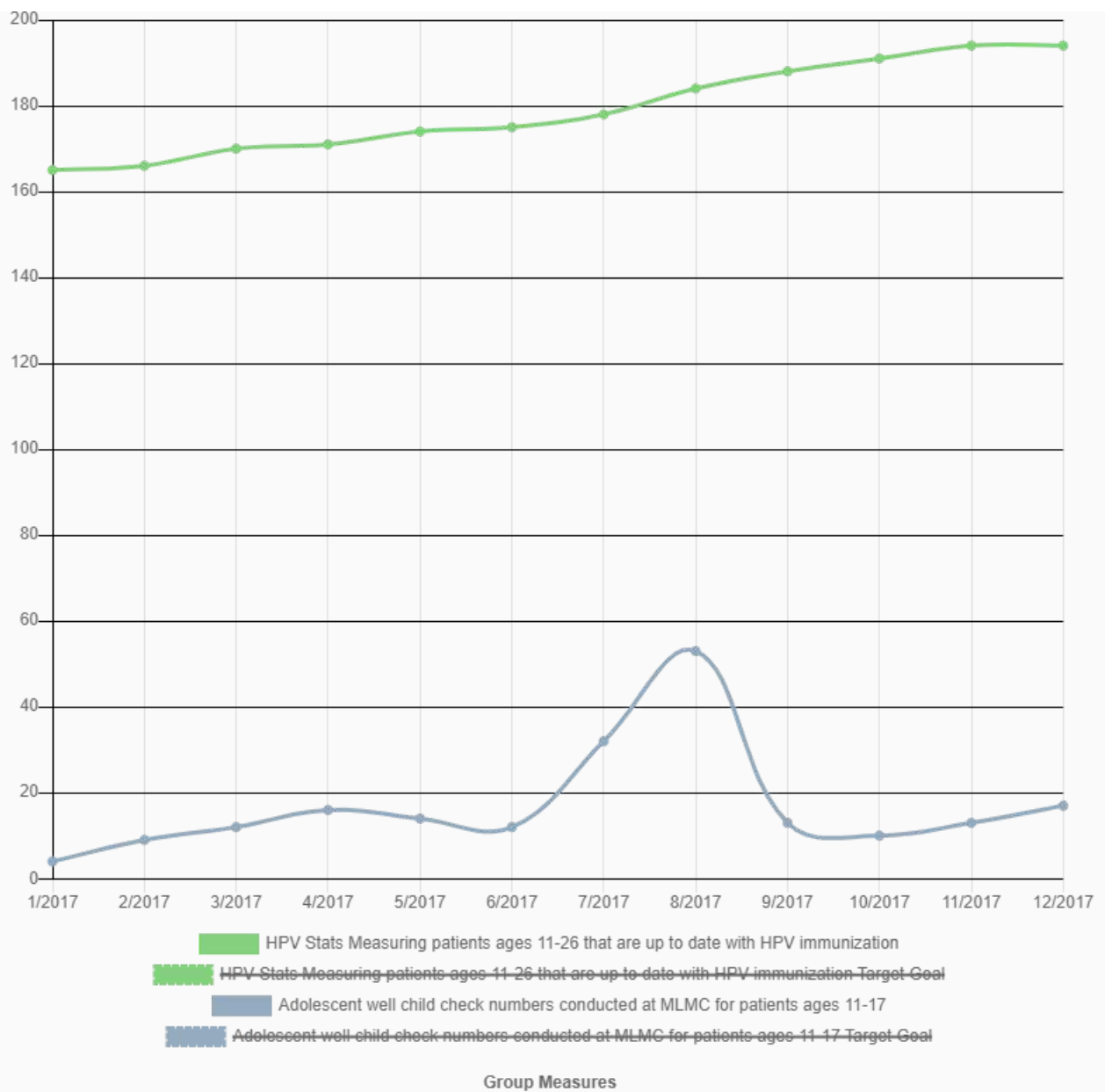


Group Measures

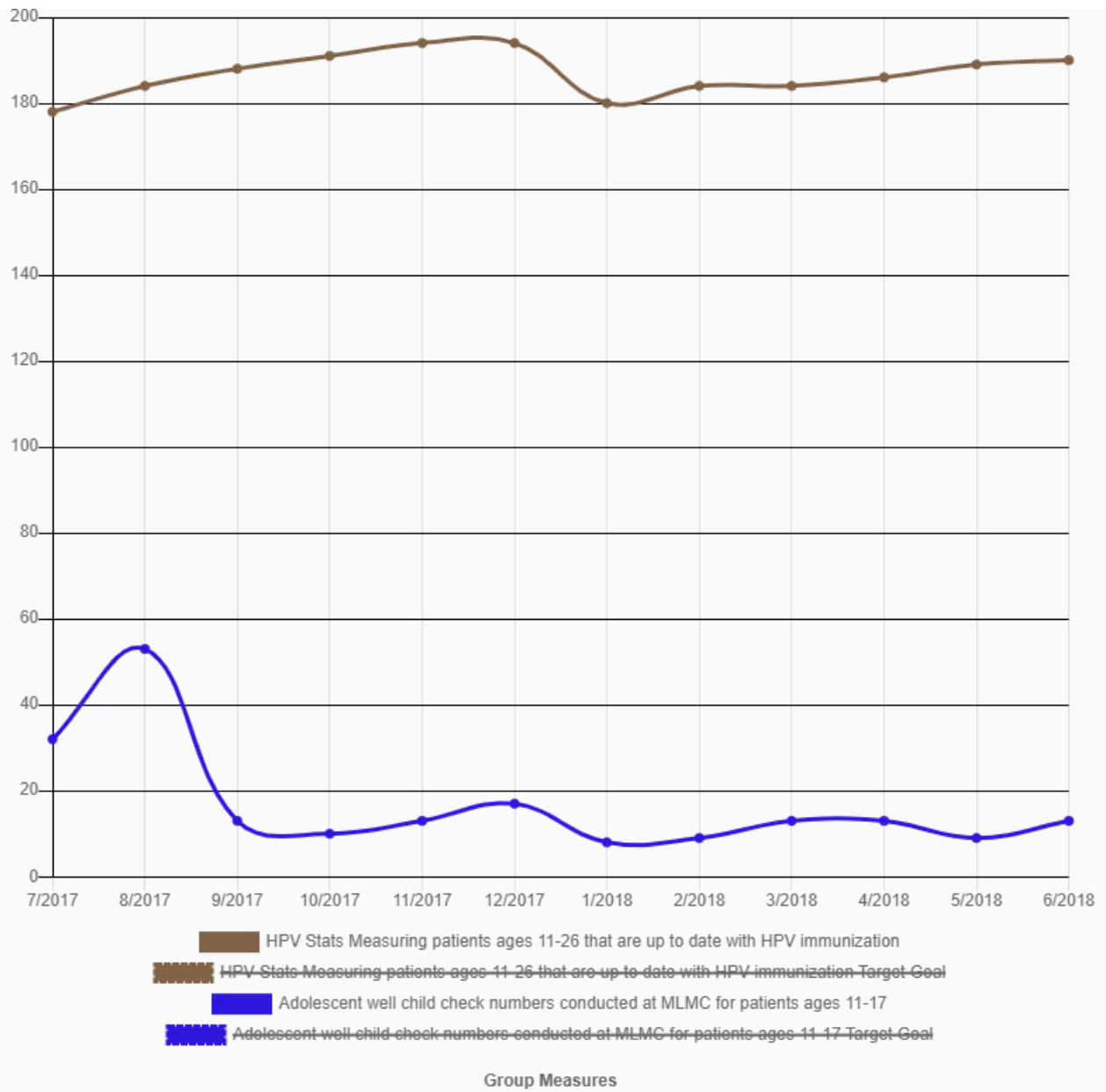
Fiscal Year 2017 Data Visualization (July-June)



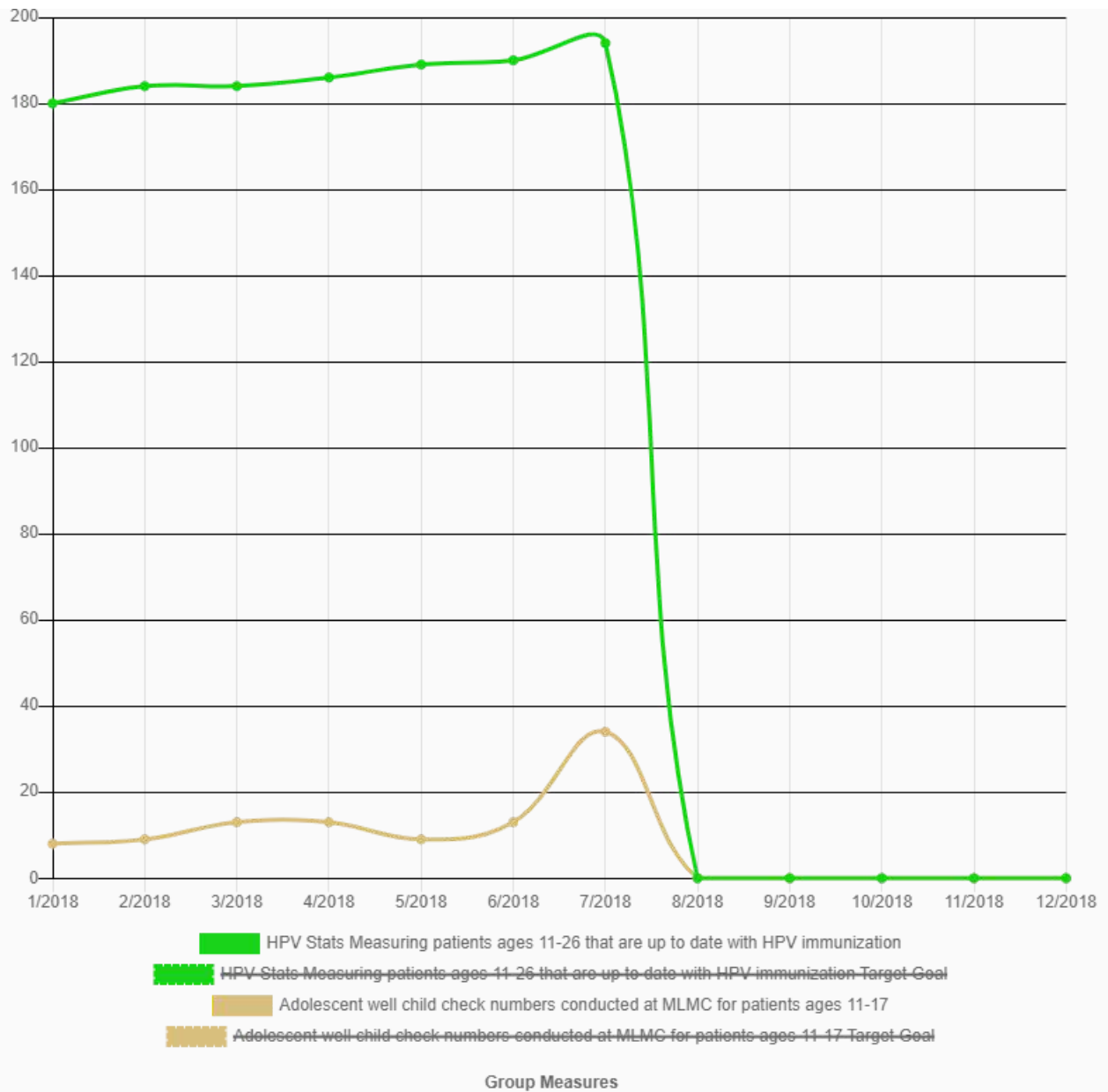
Calendar Year 2017 Data Visualization



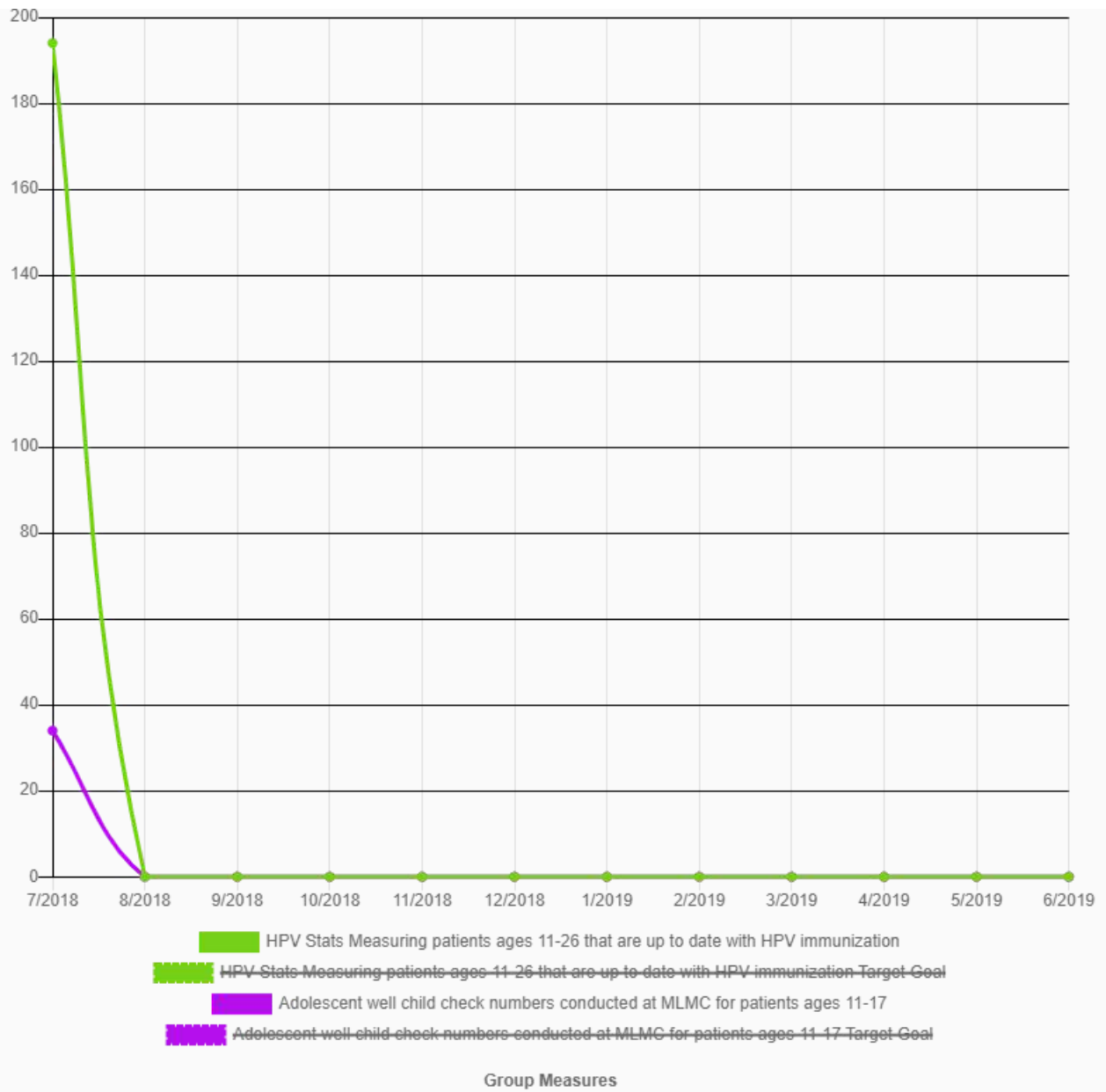
Fiscal Year 2018 Data Visualization (July-June)



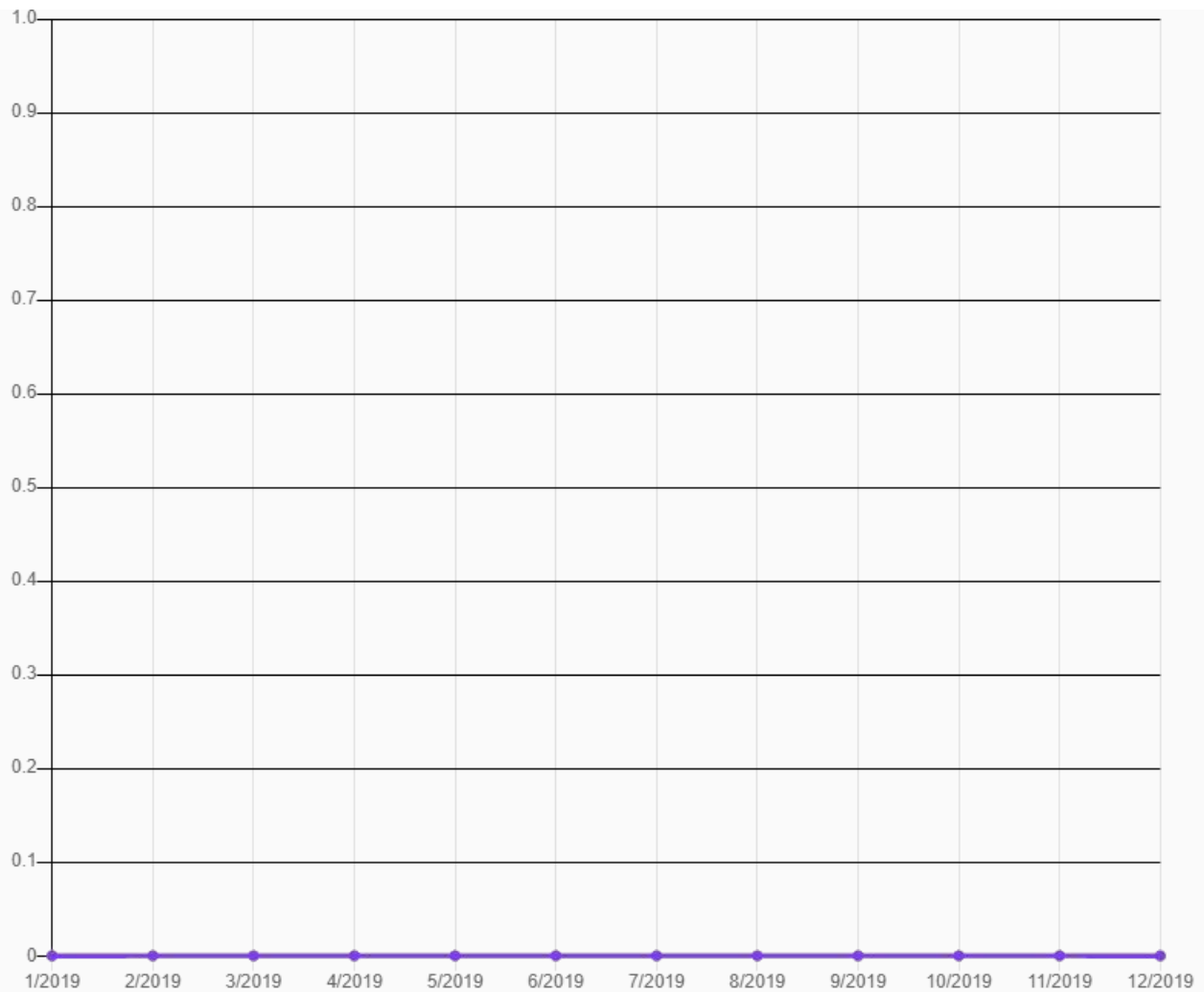
Calendar Year 2018 Data Visualization



Fiscal Year 2019 Data Visualization (July-June)



Calendar Year 2019 Data Visualization



■ HPV Stats Measuring patients ages 11-26 that are up to date with HPV immunization
■ HPV Stats Measuring patients ages 11-26 that are up to date with HPV immunization Target Goal
■ Adolescent well child check numbers conducted at MLMC for patients ages 11-17
■ Adolescent well child check numbers conducted at MLMC for patients ages 11-17 Target Goal

Group Measures



Last Modification

Shelley Argabrite edited this group on July 25, 2019.

Shelley Argabrite edited this group on April 24, 2019.

Laura Schroyer edited this group on August 14, 2018.

Laura Schroyer edited this group on May 28, 2018.

Contributing Community Participants

[Evan](#), [Kaitlin Emrich](#), [Jennifer Barnhart](#), [Juli McCoy](#), [Juliet Sanders](#), [Fred Polce](#), [Thomas Vose](#), [Michelle Ford](#), [Susan Mills](#), [Beth Brenneman](#), [I](#)





Community First Choice/Community Options Waiver

Public Group 18 days ago

Leave Group

GROUP ADMINS



Health Improvement Strategy

"Community First Choice/Community Options Waiver"

["https://mygarrettcountry.com/groups/community-first-choicecommunity-options-waiver/"](https://mygarrettcountry.com/groups/community-first-choicecommunity-options-waiver/)

Goal:

To assist individuals who qualify for a Nursing Facility Level of Care to be able to stay in their own homes or in the least restrictive environr

Strategy Description:

Provide medically compromised individuals who would normally require nursing home care, to be able to stay in their homes with help. Sta
any age to apply. AERS is also is charged with nurse monitoring the clients in this program to make sure their needs are being met.

Level of Change:

Programs

Primary Focus Area:

Access to Care and Linkages to Community Resources

Data Category Tag:

GCHD AERS

Estimated Implementation Date:

2017-07-01

Estimated Completion Date:

2018-06-30



Estimated Ease of Implementation:

Moderate

Estimated Cost of Implementation:

Moderate

Potential Community Benefit:

High

Research:

This program is effective because there are now over 150 clients (and that number is consistently increasing) who were given a Nursing Facility home or least restrictive environment.

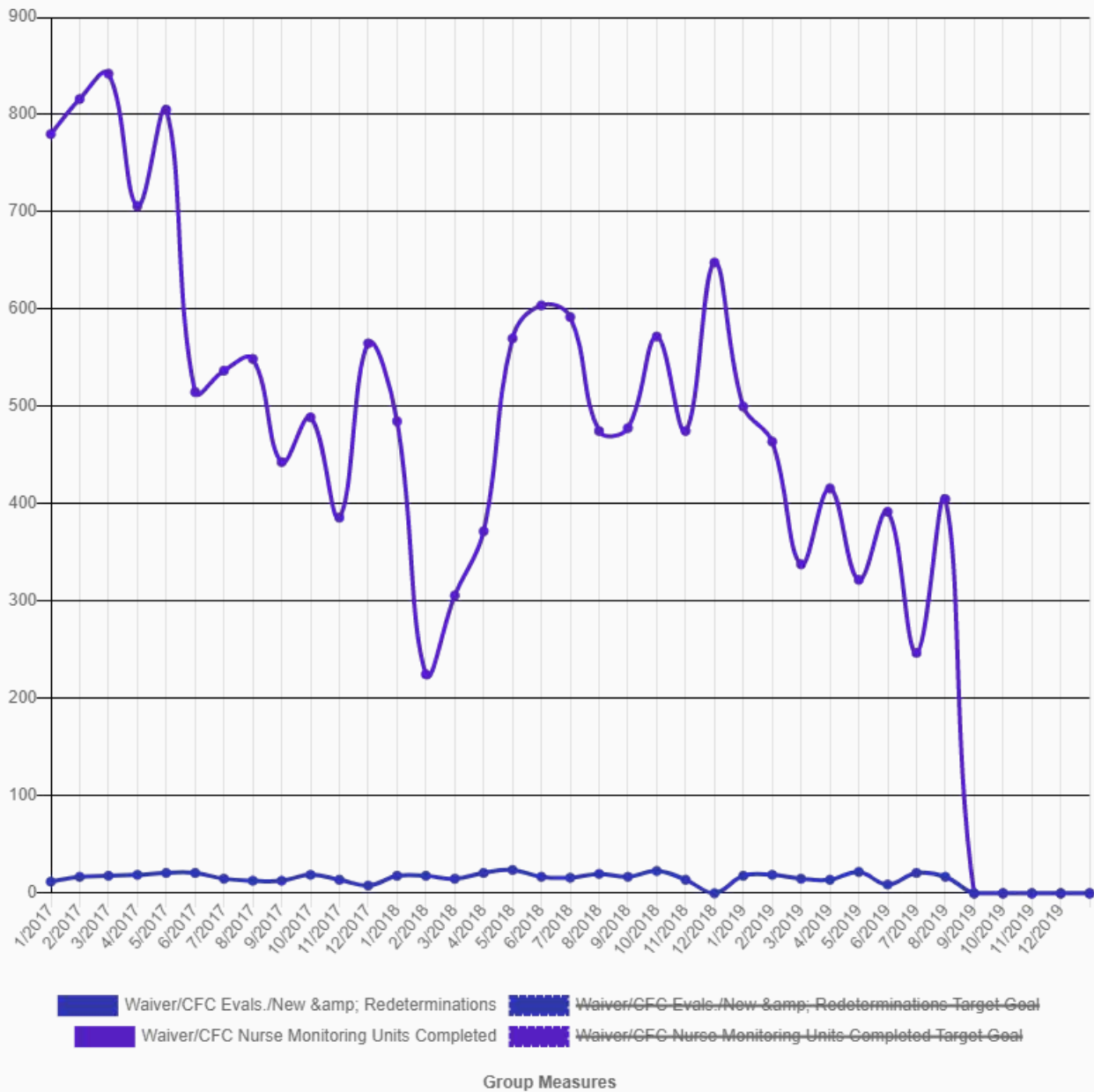
Measurements	Target Goal	Status	Desired Trend	Contributor	January 2017	February 2017	March 2017	April 2017	May 2017
Waiver/CFC Evals./New & Redeterminations	20	Active	Increase	Kathy Skipper, GCHD AERS	12	17	18	19	21

Waiver/CFC Nurse Monitoring Units Completed	400	Active	Increase	Kathy Skipper, GCHD AERS	780	816	842	706	805
---	-----	--------	----------	--------------------------	-----	-----	-----	-----	-----

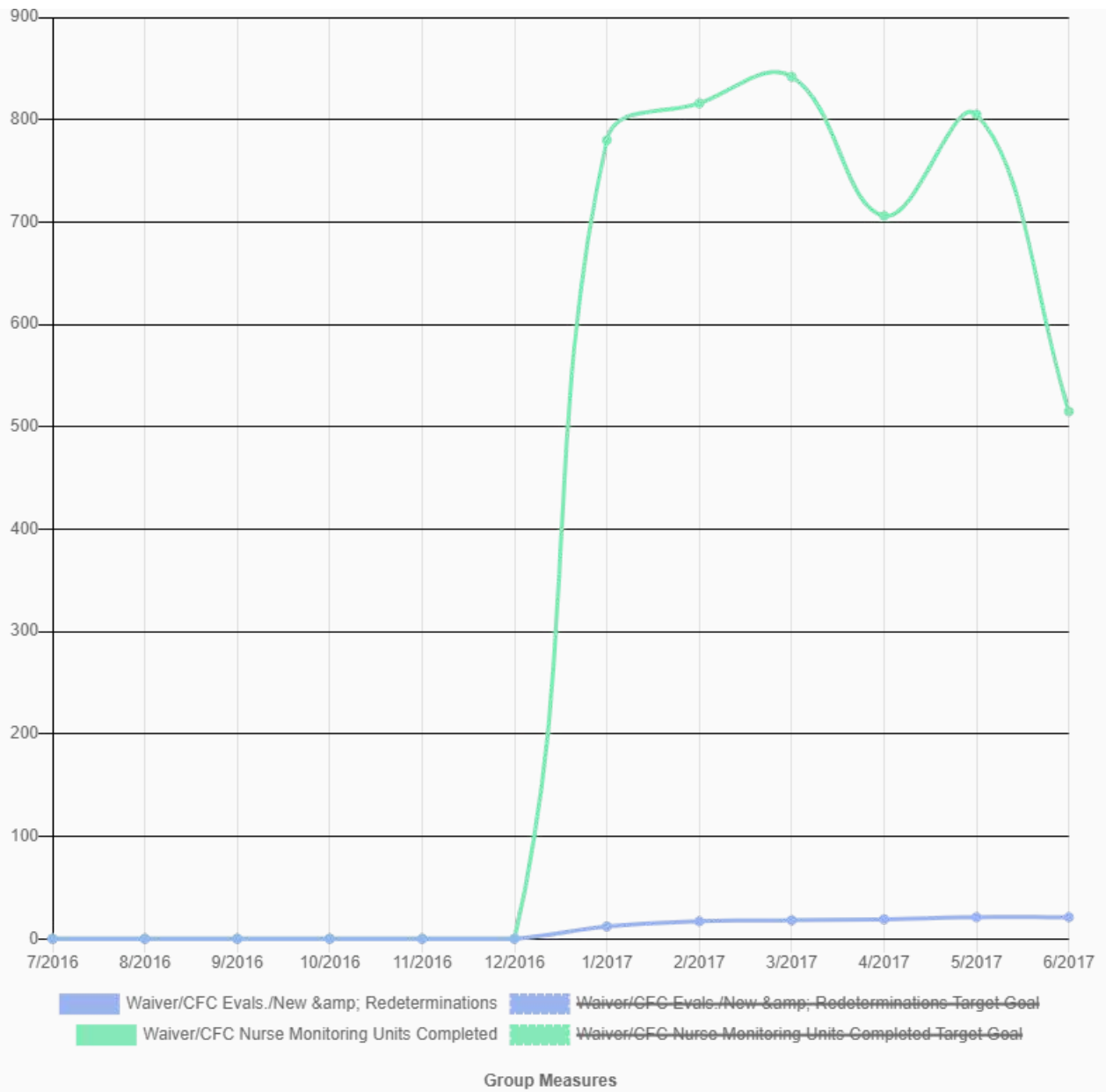
Showing 1 to 2 of 2 entries

Data Narrative

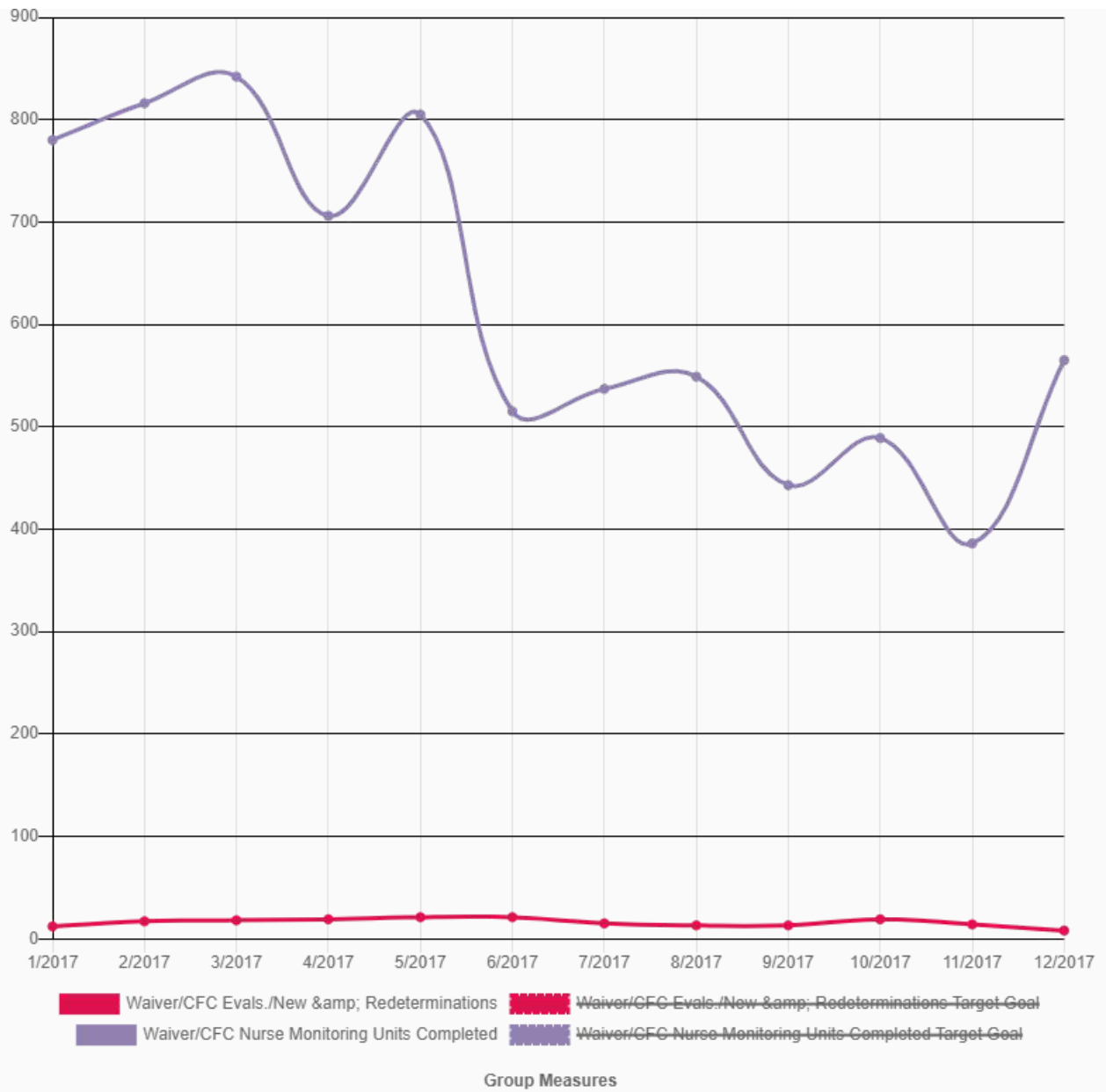
Scaled Data Visualization



Fiscal Year 2017 Data Visualization (July-June)



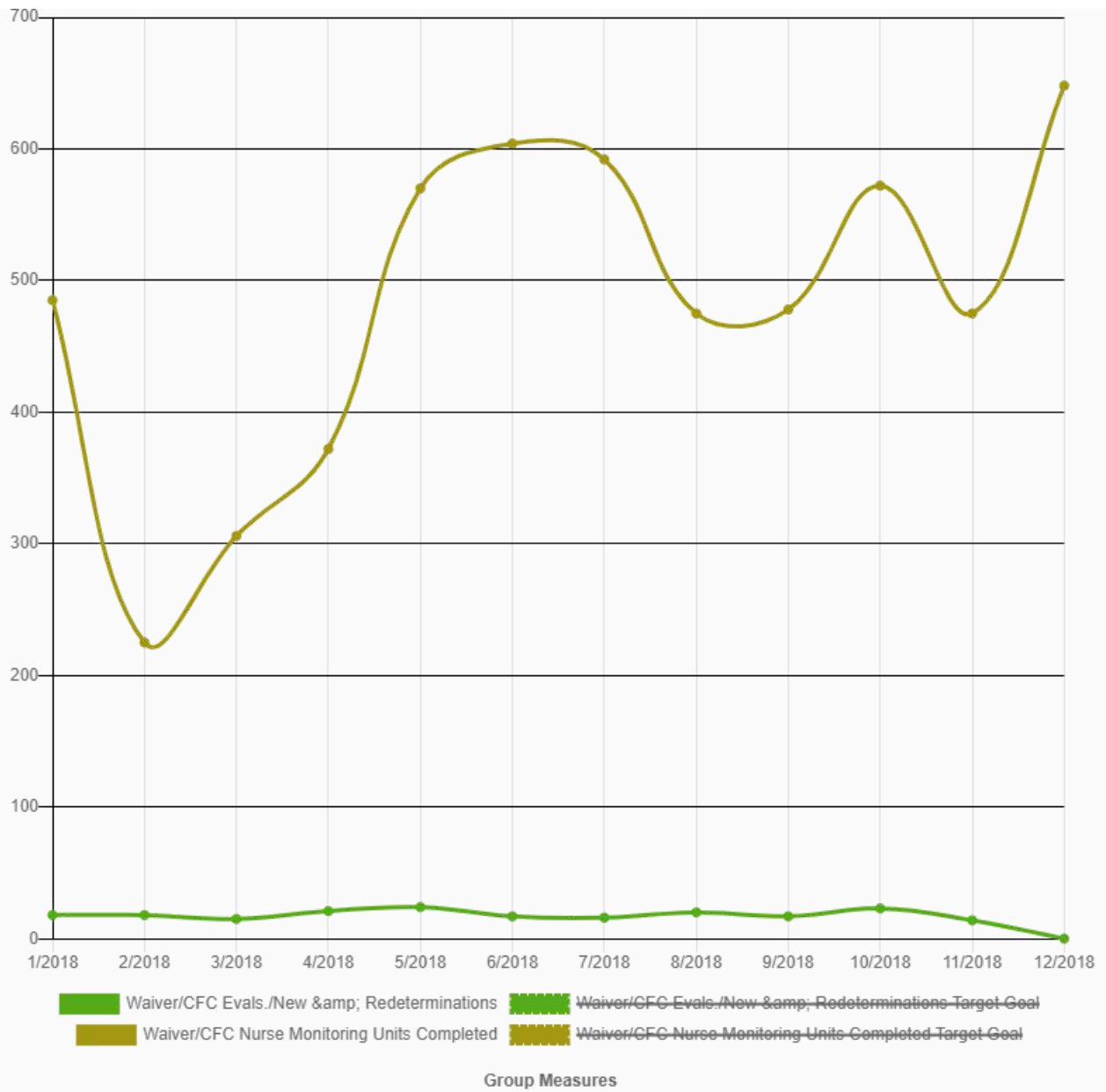
Calendar Year 2017 Data Visualization



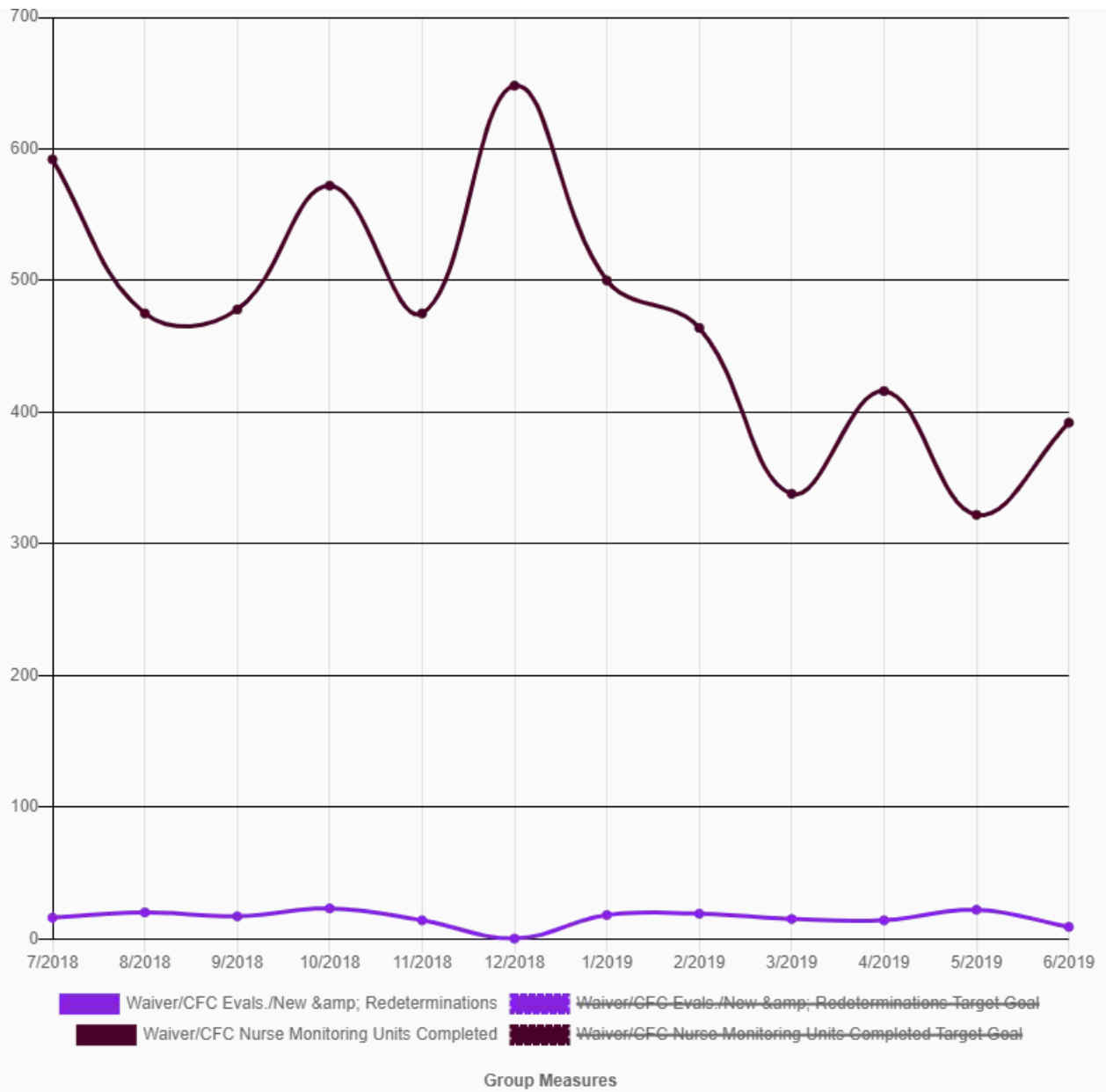
Fiscal Year 2018 Data Visualization (July-June)



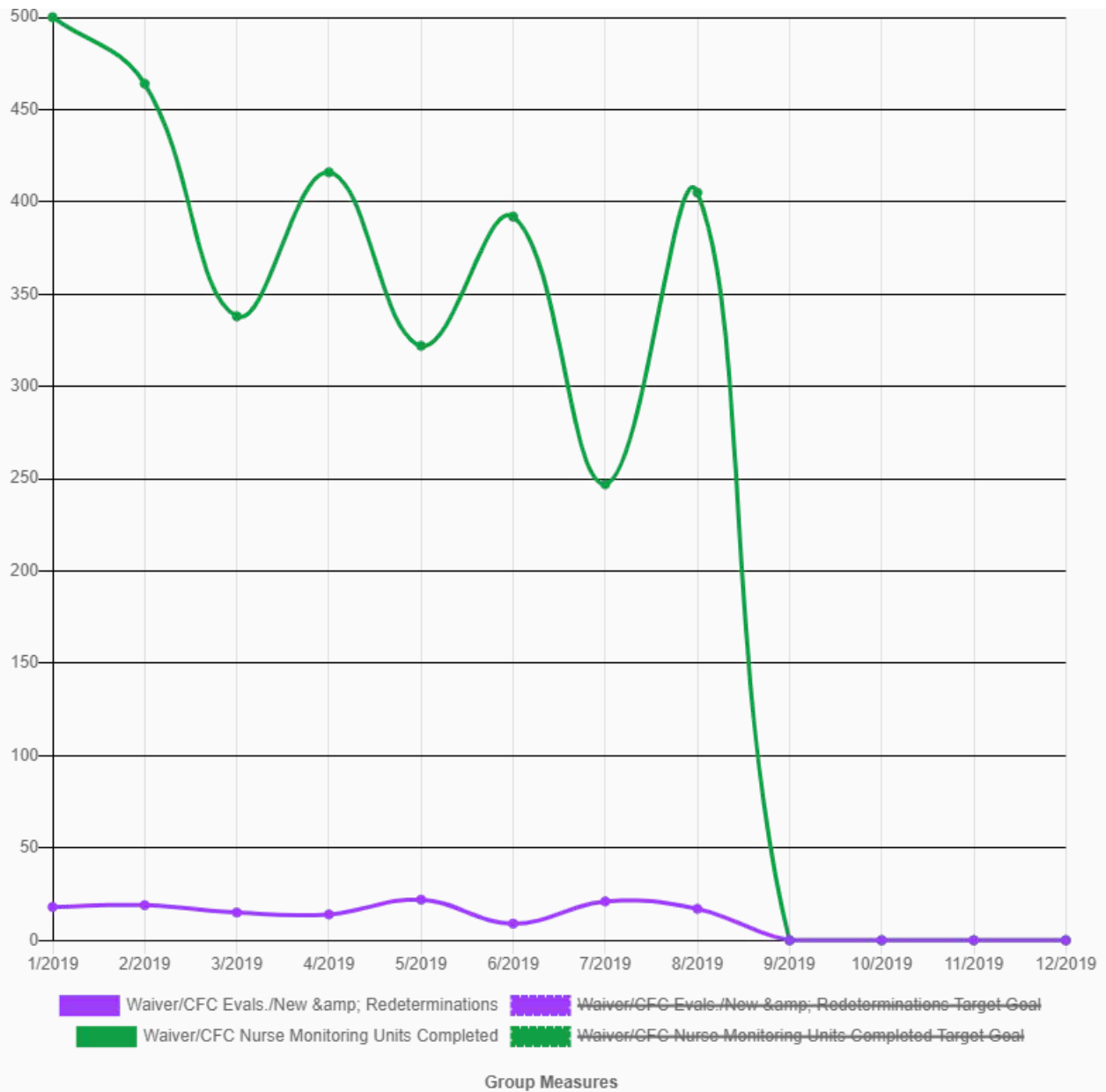
Calendar Year 2018 Data Visualization



Fiscal Year 2019 Data Visualization (July-June)



Calendar Year 2019 Data Visualization



Last Modification

Kathaleen Skipper edited this group on September 20, 2019.

Kathaleen Skipper edited this group on August 21, 2019.

Kathaleen Skipper edited this group on July 22, 2019.

Kathaleen Skipper edited this group on June 19, 2019.

Kathaleen Skipper edited this group on May 16, 2019.

Kathaleen Skipper edited this group on April 22, 2019.

Kathaleen Skipper edited this group on March 21, 2019.

Kathaleen Skipper edited this group on February 26, 2019.

Kathaleen Skipper edited this group on January 25, 2019.

Kathaleen Skipper edited this group on January 24, 2019.

Kathaleen Skipper edited this group on December 20, 2018.

Kathaleen Skipper edited this group on November 20, 2018.

Kathaleen Skipper edited this group on November 20, 2018.

Kathaleen Skipper edited this group on October 24, 2018.

Kathaleen Skipper edited this group on October 23, 2018.

Kathaleen Skipper edited this group on September 14, 2018.

Kathaleen Skipper edited this group on August 20, 2018.

Kathaleen Skipper edited this group on July 23, 2018.

Kathaleen Skipper edited this group on July 19, 2018.

Kathaleen Skipper edited this group on June 22, 2018.

Kathaleen Skipper edited this group on June 22, 2018.

Contributing Community Participants

[Bridget](#), [Jenny](#), [Susie](#), [None](#), [Mary Johnson](#), [Christine](#), [Lindsey Bernal](#), [Jennifer Lee-Steckman](#), [Teresa Friend](#), [John Corbin](#), [Kathaleen Skippe](#)





Coordinated Behavioral Health

Public Group a month ago

Leave Group

GROUP ADMINS



Health Improvement Strategy

"Coordinated Behavioral Health"

["https://mygarrettcounty.com/groups/behavioral-health-authority/coordinated-behavioral-health/"](https://mygarrettcounty.com/groups/behavioral-health-authority/coordinated-behavioral-health/)

Goal:

Promote the utilization of SBIRT (screening brief intervention and referral to treatment) practices and implementation across multi-medical

Strategy Description:

Develop, implement, and evaluate screening, prevention, and early intervention services. SBIRT information promoted through www.mygarrettcounty.com. Data driven, evidenced based prevention and early intervention initiatives targeted for youth. Number of Evidenced Based strategies implemented. Increase Behavioral Health Recovery Rates for Adolescents and Adults Number of in-person or telephonic collaborations with Primary Care

Level of Change:

Systems

Primary Focus Area:

Behavioral Health: including Substance Abuse and Mental Health

Data Category Tag:

GCHD Behavioral Health Authority

Estimated Implementation Date:

2017-07-01

Estimated Completion Date:

2018-07-02



Estimated Ease of Implementation:

Hard

Estimated Cost of Implementation:

Moderate

Potential Community Benefit:

High

Research:

<http://www.annfammed.org/content/16/4/346.full> <https://www.ahrq.gov/sites/default/files/wysiwyg/professionals/quality-patient-safety/> main priority. Careful planning will yield improved service delivery and better health outcomes for the people you serve. Strategic Planning easily. This proximity will promote teamwork and “hallway consults.” • One reception area. Simplify the customer experience by creating on coverage, too. • Financial. Prepare a detailed account of billing codes and which partner will bill for which services. • Marketing. Create a staff workflow. • Communication. Set up weekly treatment team meetings for all behavioral health and primary care staff members so they can be helped to make it happen. This will reenergize and strengthen team relationships. To find out more about integration, contact the SAMHSA

Select all

Deselect all

Copy

CSV

Excel

JSON

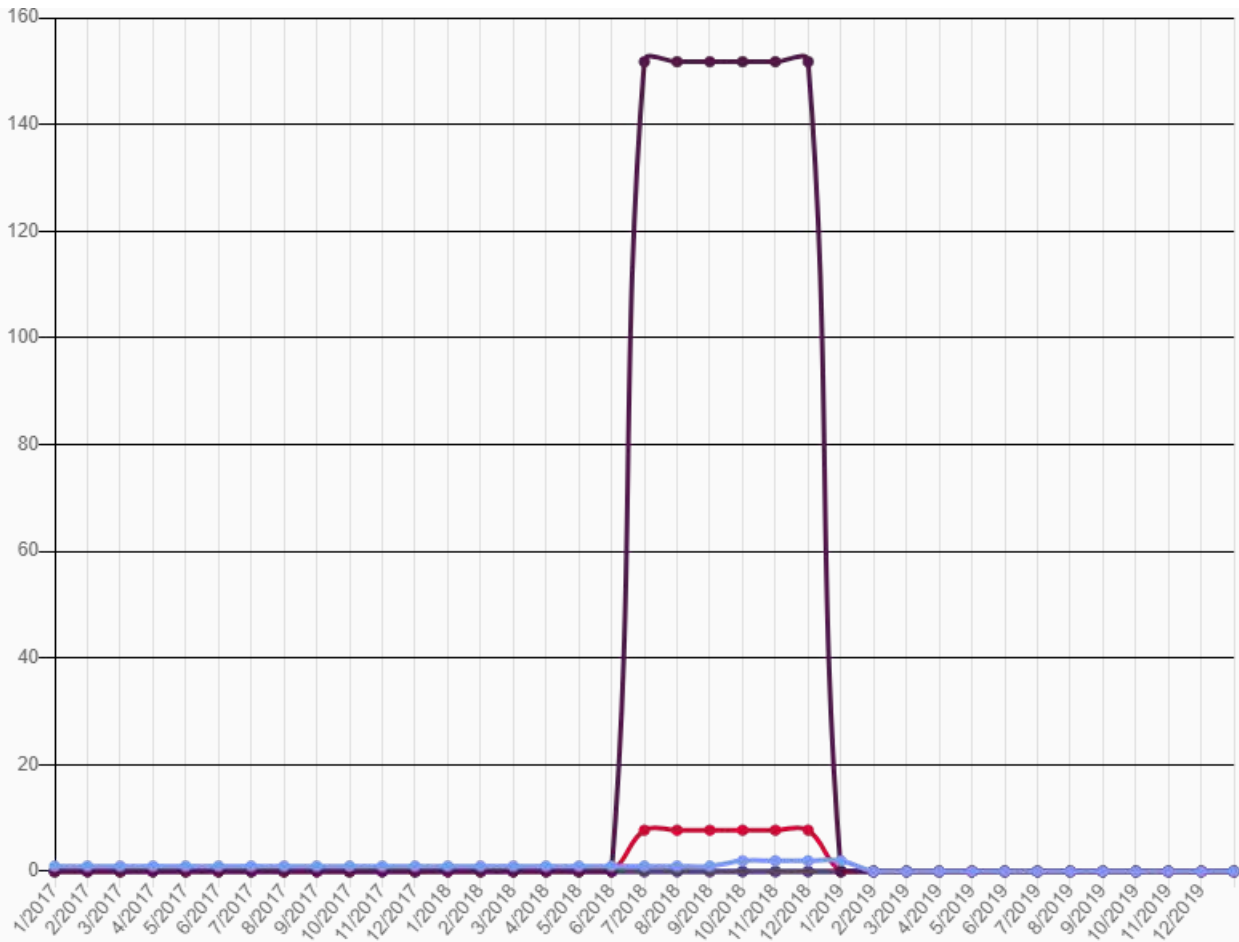
Measurements	Target Goal	Status	Desired Trend	Contributor	January 2017	February 2017	March 2017	April 2017	May 2017
# of SBIRT Implementation sites	3	Active	Increase	Mountain Laurel Medical Center; Garrett Regional Medical Center; Garrett County Health Department	1	1	1	1	1
# Adults provided SBIRT screening		Active			0	0	0	0	0
# Youth provided SBIRT screening		Active							
# SBIRT Referrals									



Data Narrative

- SBIRT (Screening, Brief Intervention, Referral, Treatment) is a process involving a screening tool for substance use and referral to treatment.
- Data collection efforts focus on the number of SBIRT completed, and how many are referred for treatment.
- Mountain Laurel Medical Center was able to provide data for the number of SBIRT completed from July 1, 2018 through December 17, 2018.
- Number of SBIRT for Adults is represented in a monthly average, based on total of 1138 (Monthly Average of 151.73)
- Number of SBIRT for Youth is represented in a monthly average, based on total of 58 (Monthly Average of 7.73)

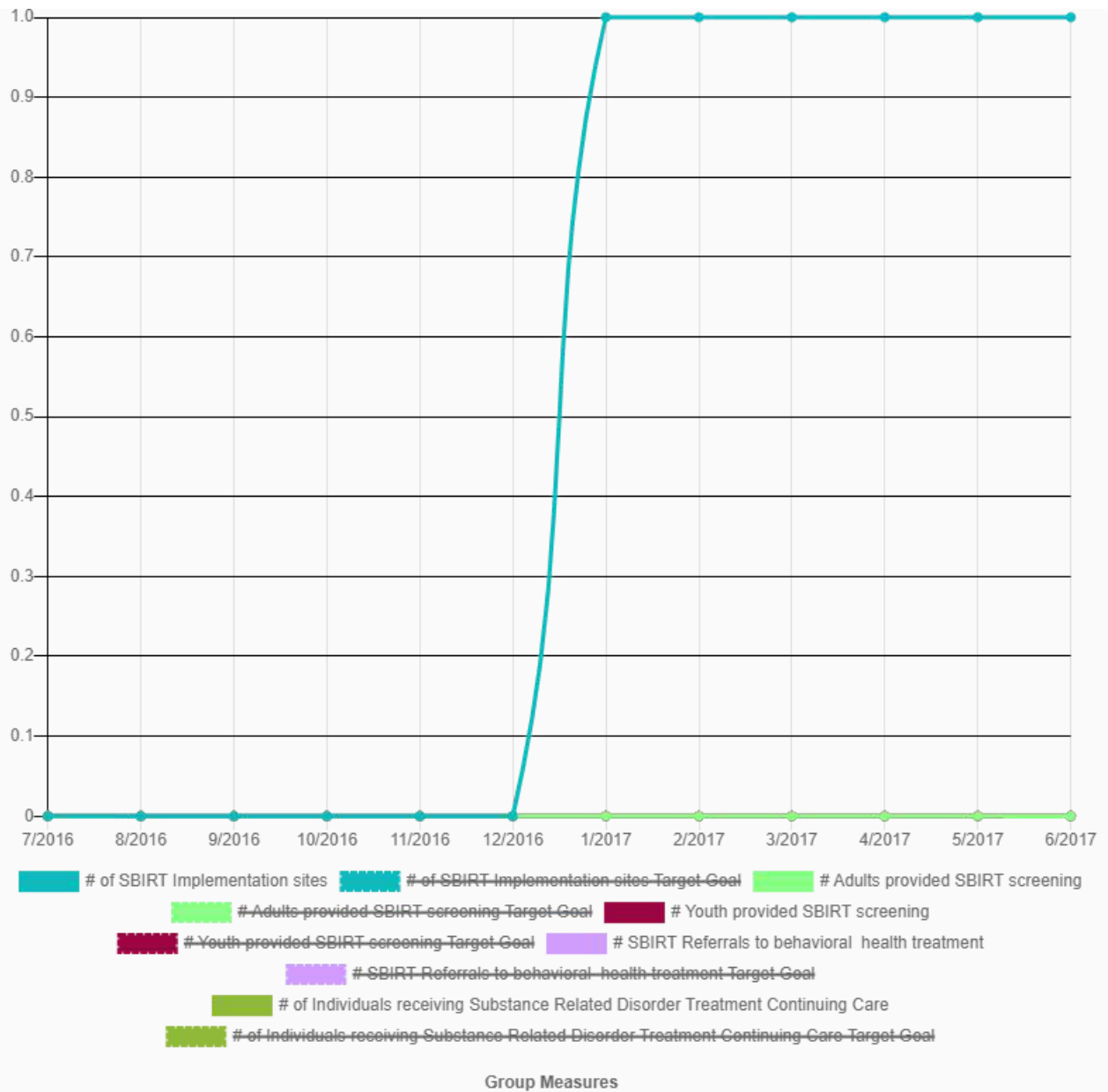
Scaled Data Visualization



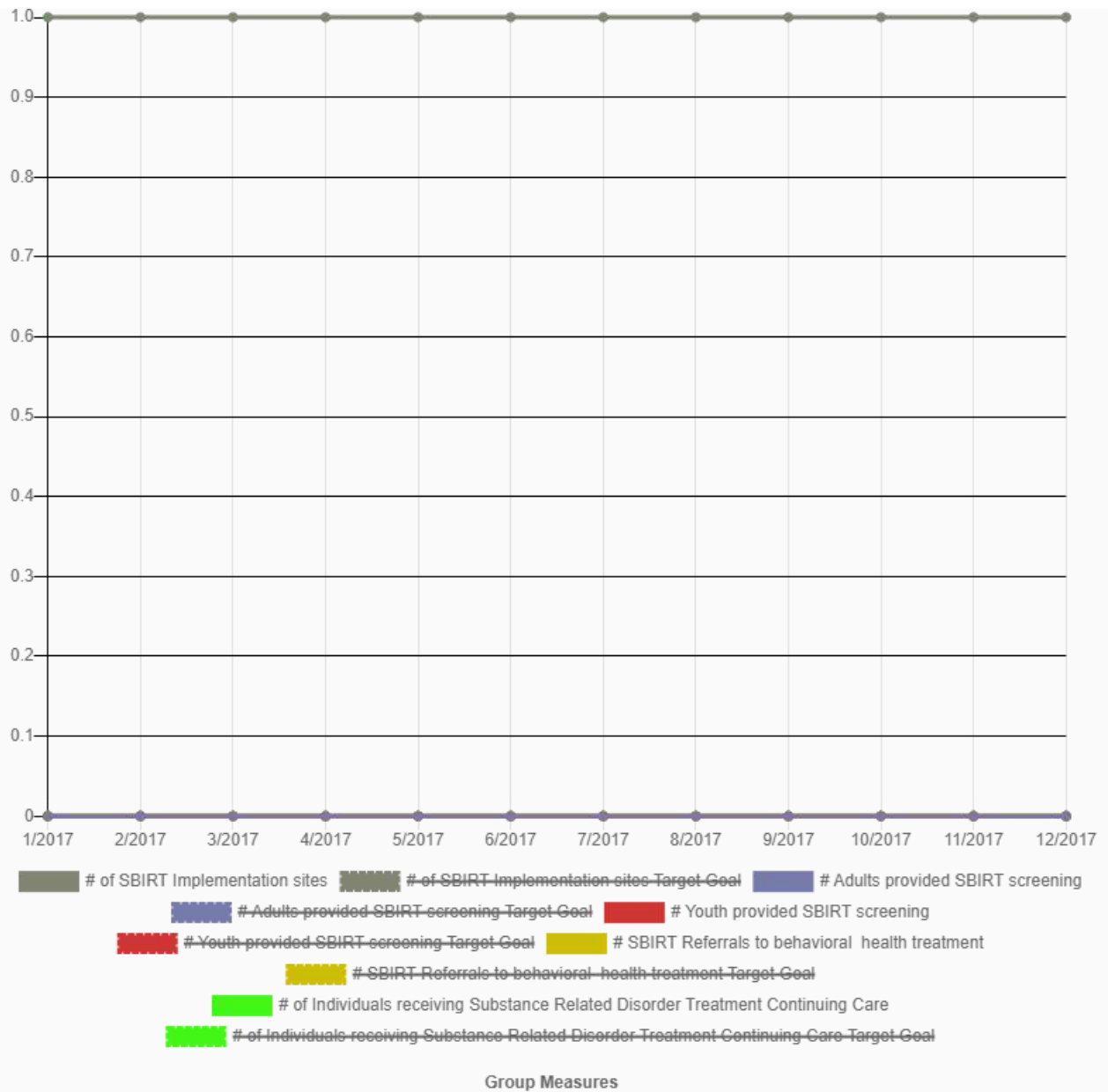
■ # of SBIRT Implementation sites
 ■ # of SBIRT Implementation sites Target Goal
 ■ # Adults provided SBIRT screening
■ # Adults provided SBIRT screening Target Goal
 ■ # Youth provided SBIRT screening
■ # Youth provided SBIRT screening Target Goal
 ■ # SBIRT Referrals to behavioral health treatment
■ # SBIRT Referrals to behavioral health treatment Target Goal
■ # of Individuals receiving Substance Related Disorder Treatment Continuing Care
■ # of Individuals receiving Substance Related Disorder Treatment Continuing Care Target Goal

Group Measures

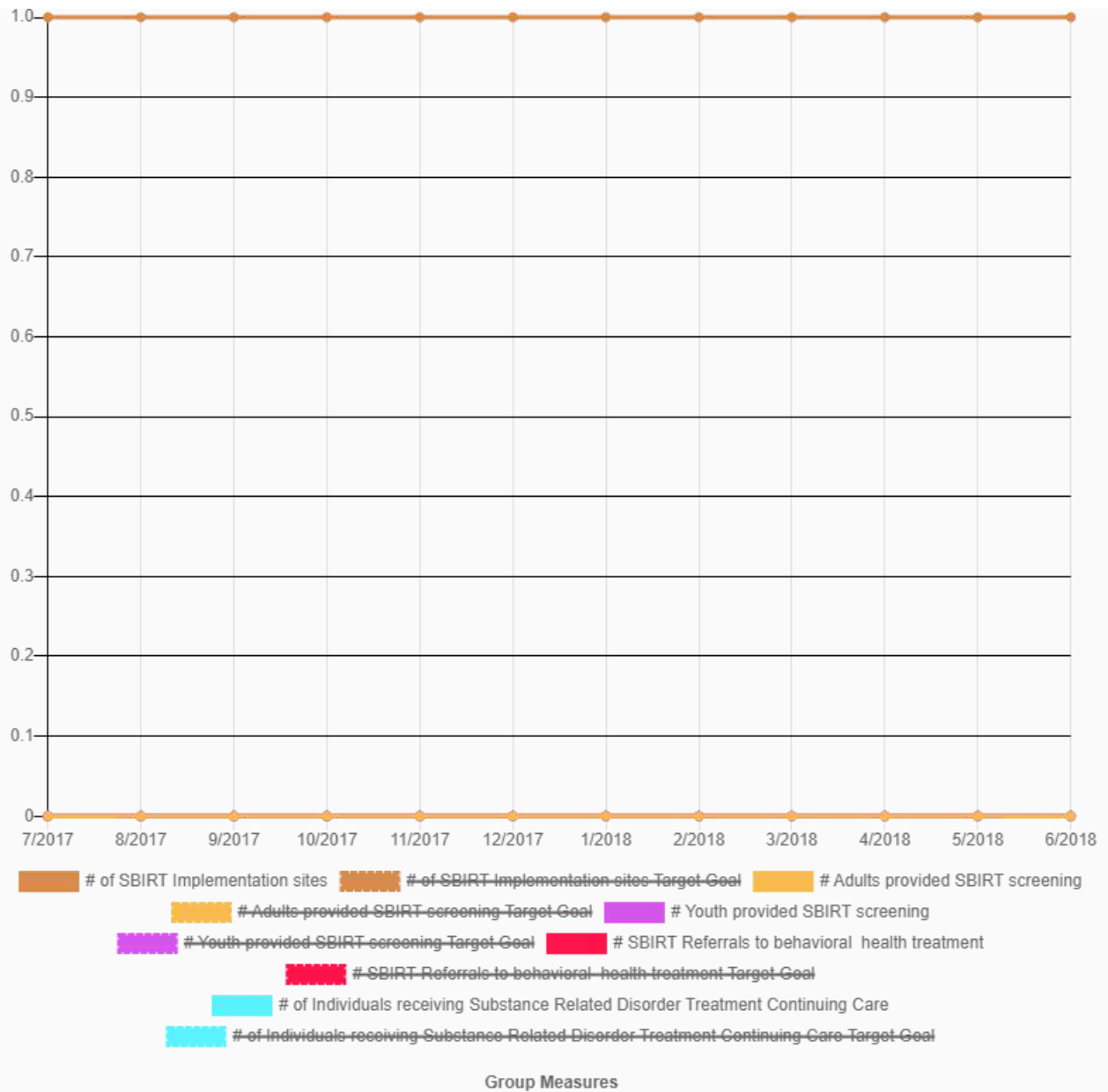
Fiscal Year 2017 Data Visualization (July-June)



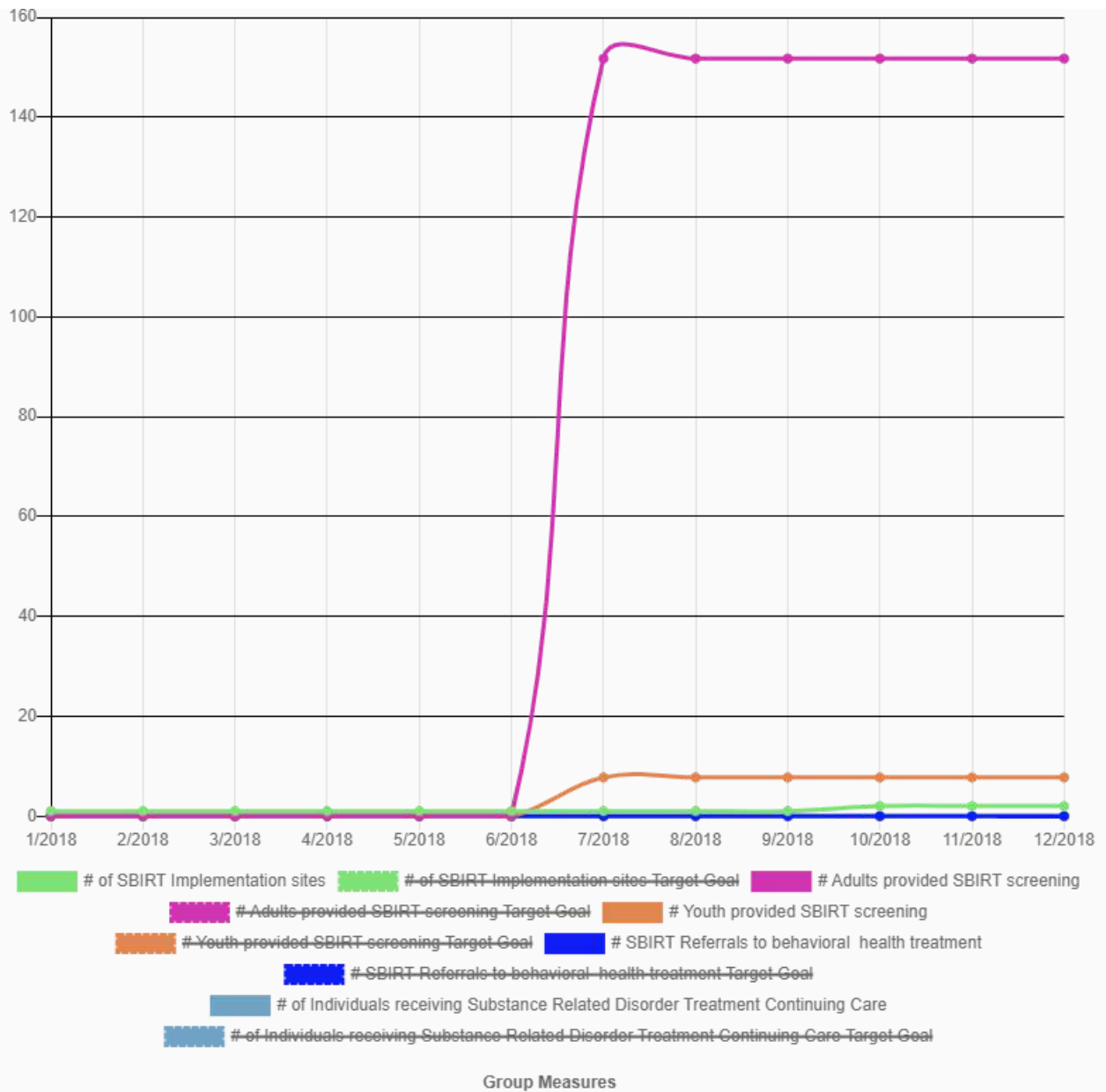
Calendar Year 2017 Data Visualization



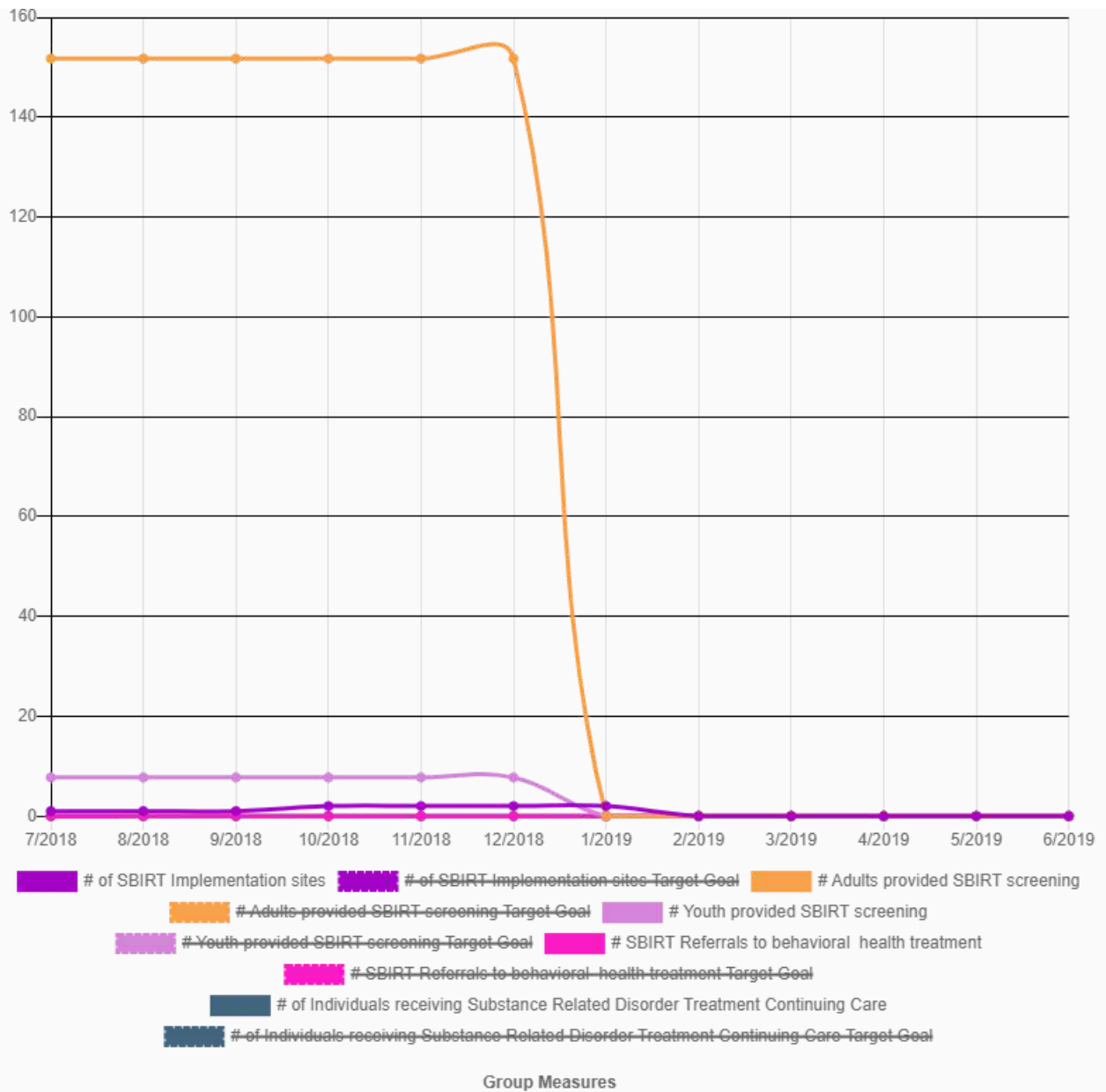
Fiscal Year 2018 Data Visualization (July-June)



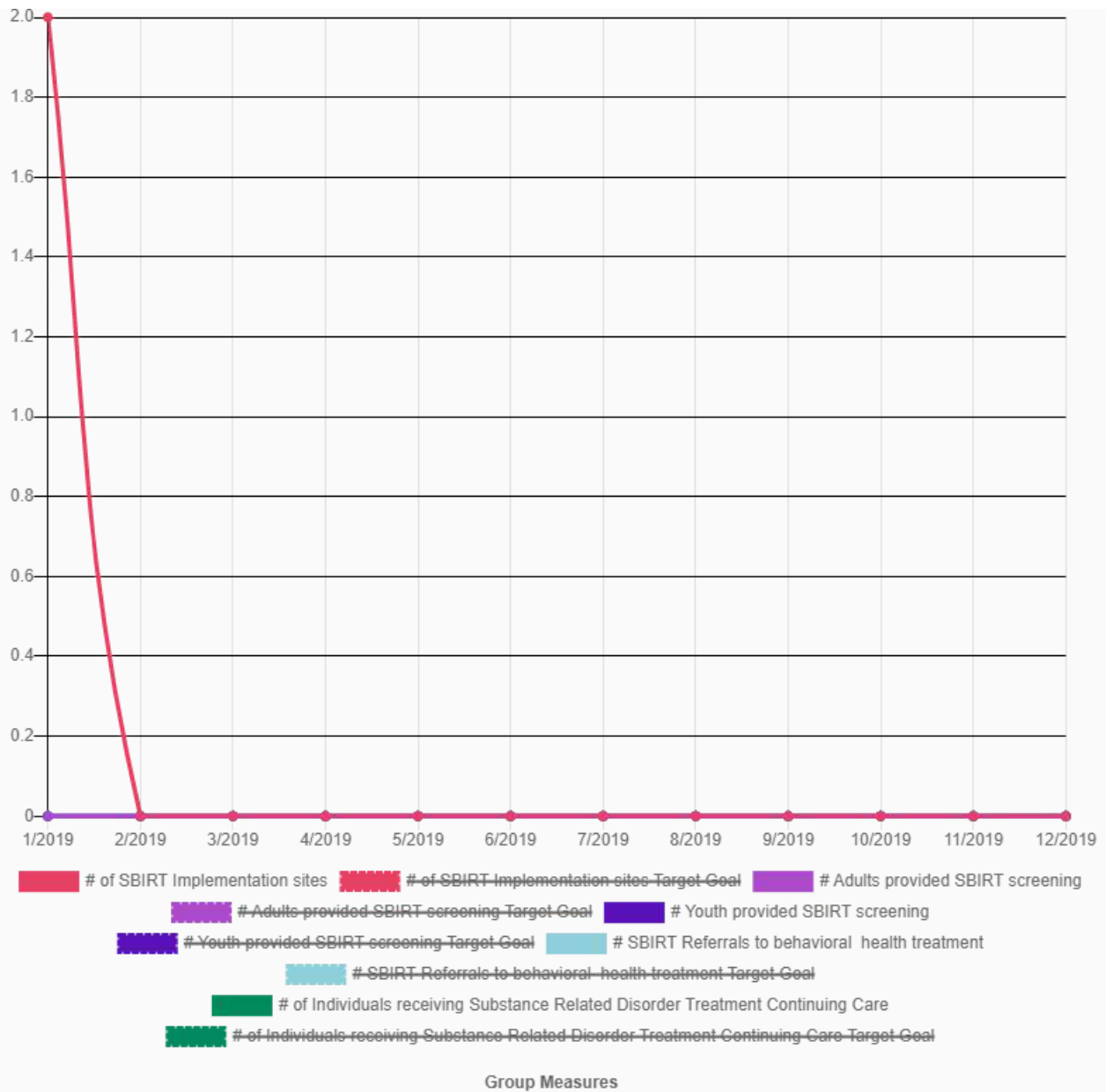
Calendar Year 2018 Data Visualization



Fiscal Year 2019 Data Visualization (July-June)



Calendar Year 2019 Data Visualization



Last Modification

Fred Polce edited this group on January 23, 2019.

Fred Polce edited this group on January 23, 2019.

Fred Polce edited this group on December 14, 2018.

Fred Polce edited this group on December 13, 2018.

Fred Polce edited this group on December 13, 2018.

Fred Polce edited this group on December 13, 2018.

Shelley Argabrite edited this group on December 10, 2018.

Shelley Argabrite edited this group on December 10, 2018.

Fred Polce edited this group on August 10, 2018.

Fred Polce edited this group on August 03, 2018.


Fred Polce edited this group on July 13, 2018.

Fred Polce edited this group on June 11, 2018.

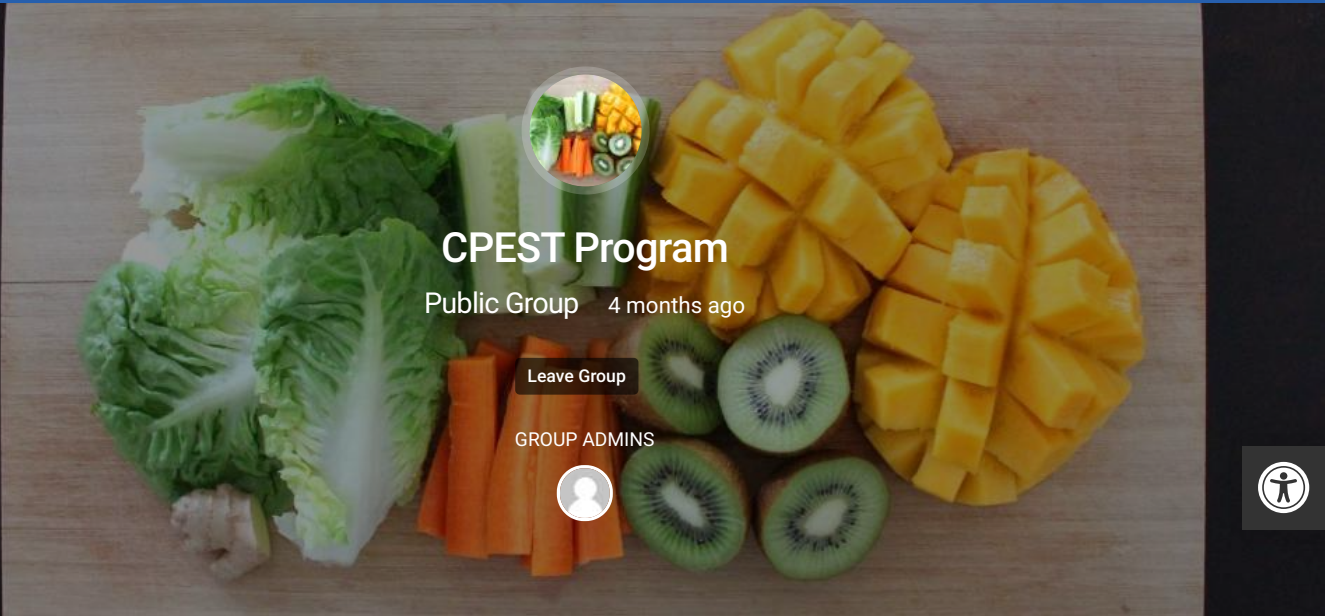
Fred Polce edited this group on June 08, 2018.

Contributing Community Participants

[Juliet Sanders](#), [Teresa Friend](#), [Bridget](#), [Joseph Burger](#), [Jennifer Corder](#), [Gillian Shreve](#), [Brian X. Murray](#), [None](#), [Jodi Kulak](#), [ANNIE MAY SHORT](#)

Sponsored by the Garrett County Health Department. Transparency is important, [read all of our policies here](#). Built with  in Garrett County, Maryland.





Health Improvement Strategy

"CPEST Program"

["https://mygarrettcountry.com/groups/cpest-program-1268928979/"](https://mygarrettcountry.com/groups/cpest-program-1268928979/)

Goal:

Screen Garrett County residents for skin, oral, and colorectal cancer.

Strategy Description:

CPEST Program will offer cancer screening services for skin, oral, and colorectal cancers. Program information and education will be prom

Level of Change:

Programs

Primary Focus Area:



Chronic Diseases and their common risk factors: lack of physical activity, poor nutrition, and tobacco use

Data Category Tag:

GCHD Personal Health

Estimated Implementation Date:

2000-01-01

Estimated Completion Date:

06/30/2021



Estimated Ease of Implementation:

Very Easy

Estimated Cost of Implementation:

Very Low

Potential Community Benefit:

High

Research:

- Select all
- Deselect all
- Copy
- CSV
- Excel
- JSON

Measurements	Target Goal	Status	Desired Trend	Contributor	January 2017	February 2017	March 2017	April 2017	May 2017
Number of clients screened for colorectal cancer	26	Archived	Increase						



Number of clients screened for skin cancer	29	Archived	Increase						
Number of clients screened for oral cancer	16	Archived	Increase						
Number of new clients enrolled in CPEST	30	Archived	Increase						

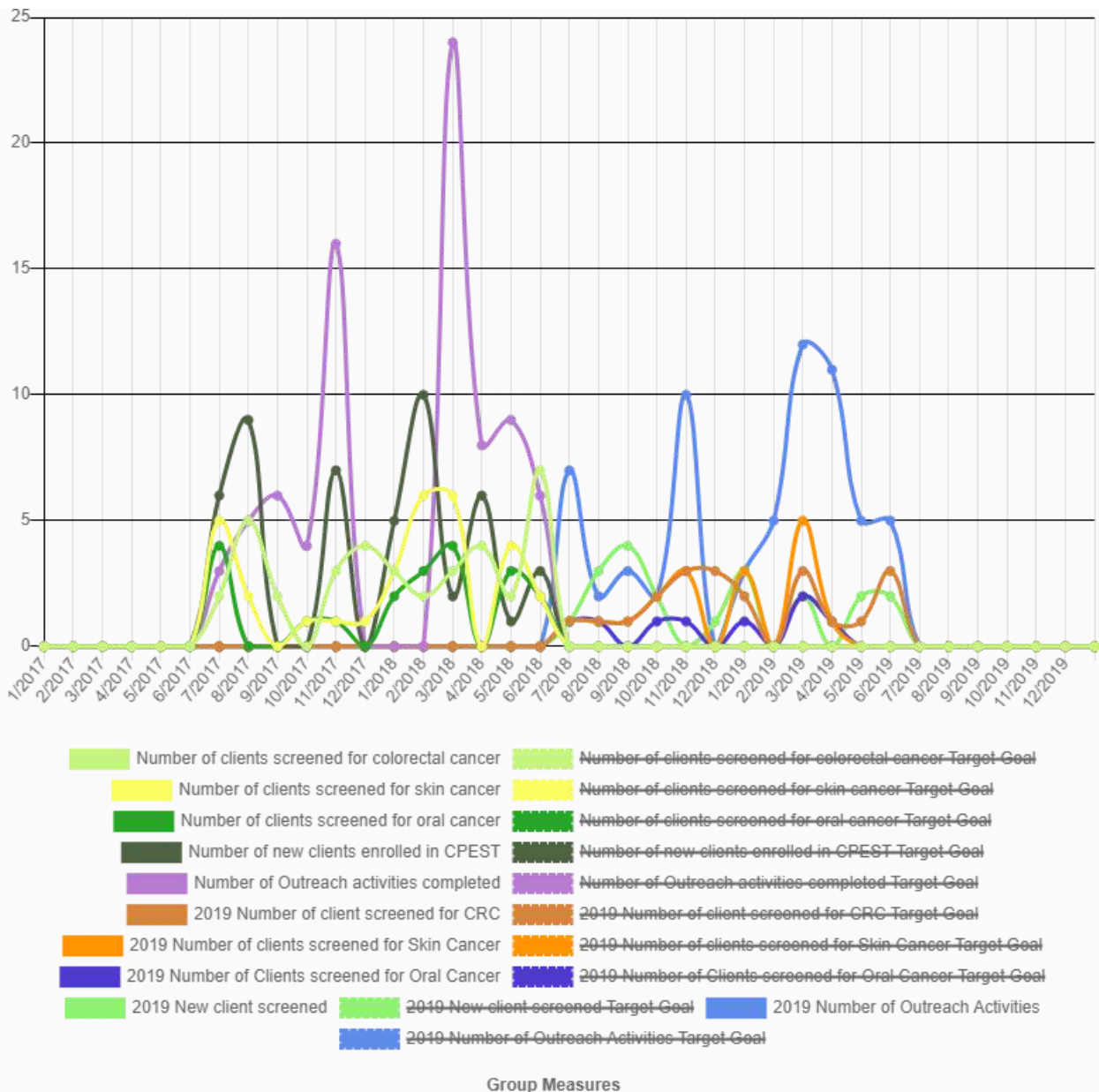
Showing 1 to 10 of 10 entries

Data Narrative



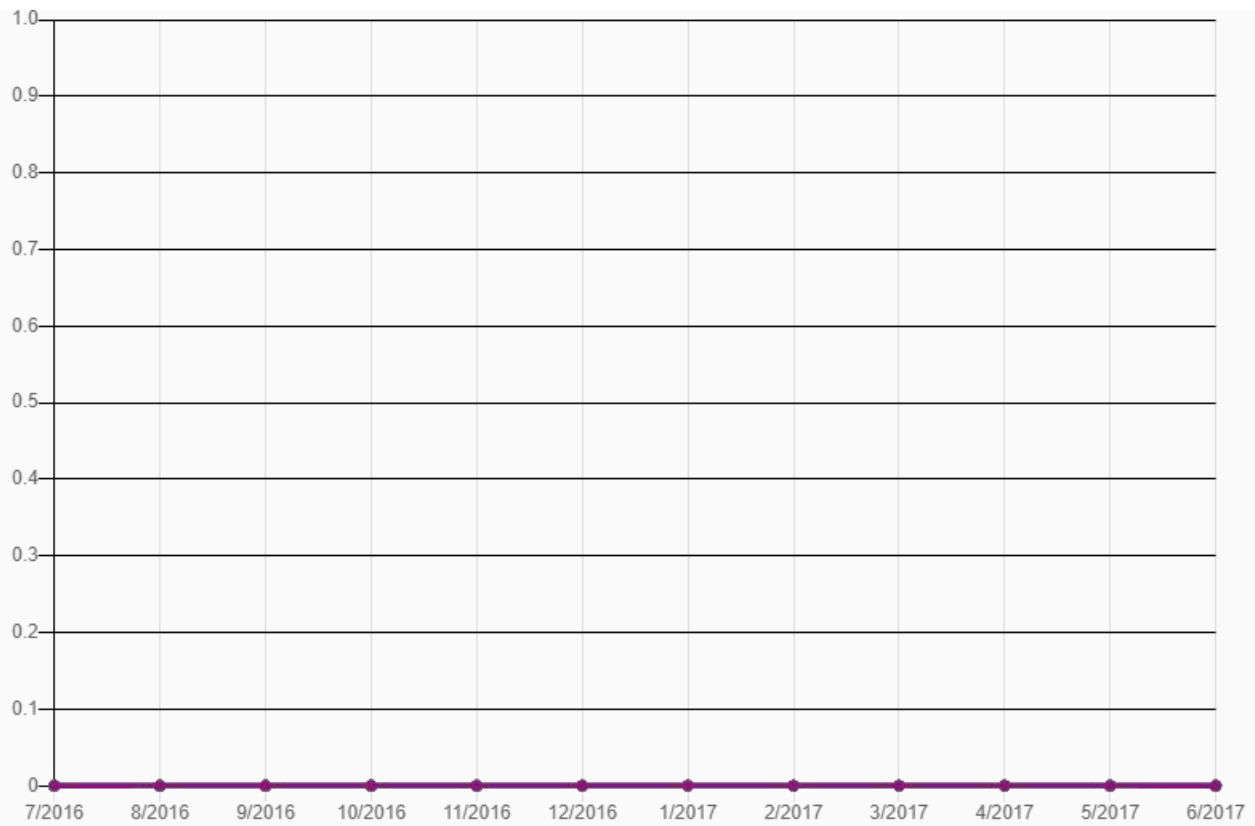
Scaled Data Visualization





Fiscal Year 2017 Data Visualization (July-June)




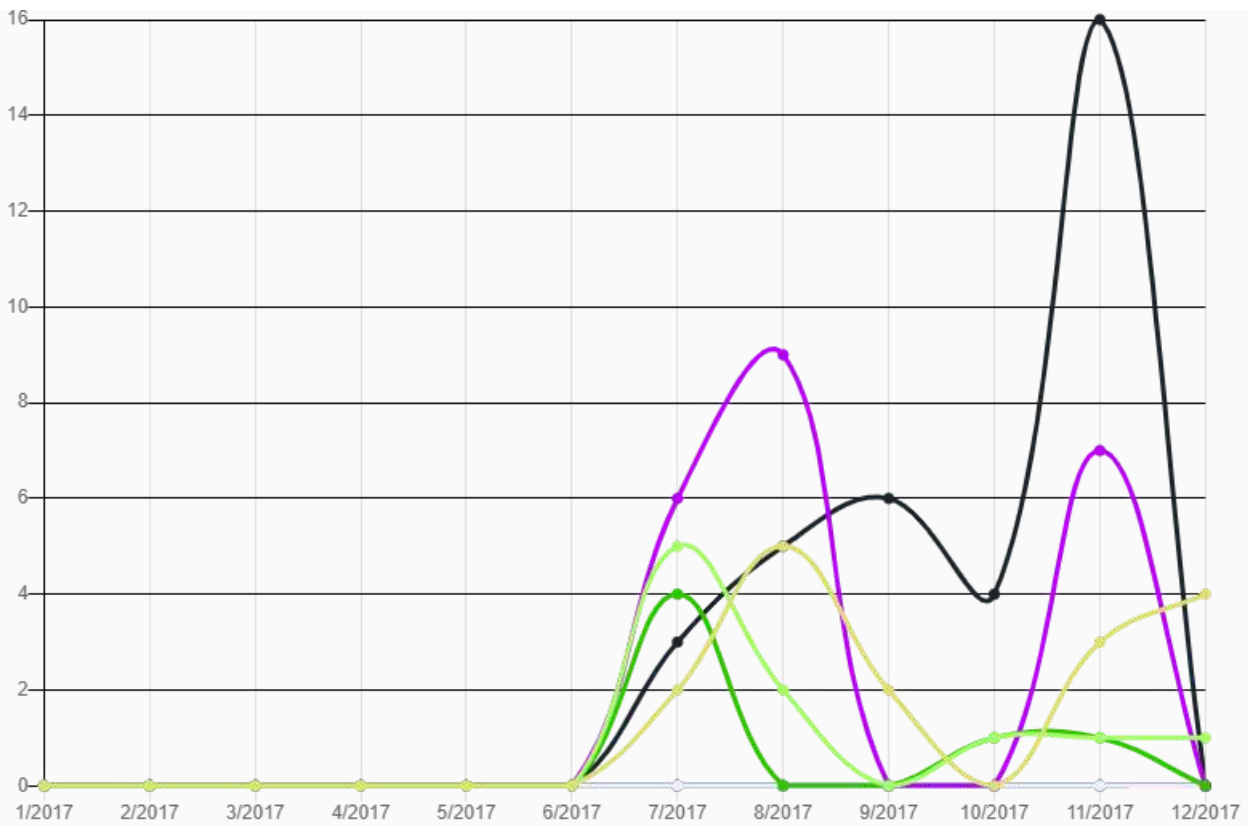


- Number of clients screened for colorectal cancer
- Number of clients screened for skin cancer
- Number of clients screened for oral cancer
- Number of new clients enrolled in CPEST
- Number of Outreach activities completed
- 2019 Number of client screened for CRC
- 2019 Number of clients screened for Skin Cancer
- 2019 Number of Clients screened for Oral Cancer
- 2019 New client screened
- 2019 Number of Outreach Activities
- Number of clients screened for colorectal cancer-Target Goal
- Number of clients screened for skin cancer-Target Goal
- Number of clients screened for oral cancer-Target Goal
- Number of new clients enrolled in CPEST-Target Goal
- Number of Outreach activities completed-Target Goal
- 2019 Number of client screened for CRC-Target Goal
- 2019 Number of clients screened for Skin Cancer-Target Goal
- 2019 Number of Clients screened for Oral Cancer-Target Goal
- 2019 New client screened-Target Goal
- 2019 Number of Outreach Activities-Target Goal

Group Measures

Calendar Year 2017 Data Visualization


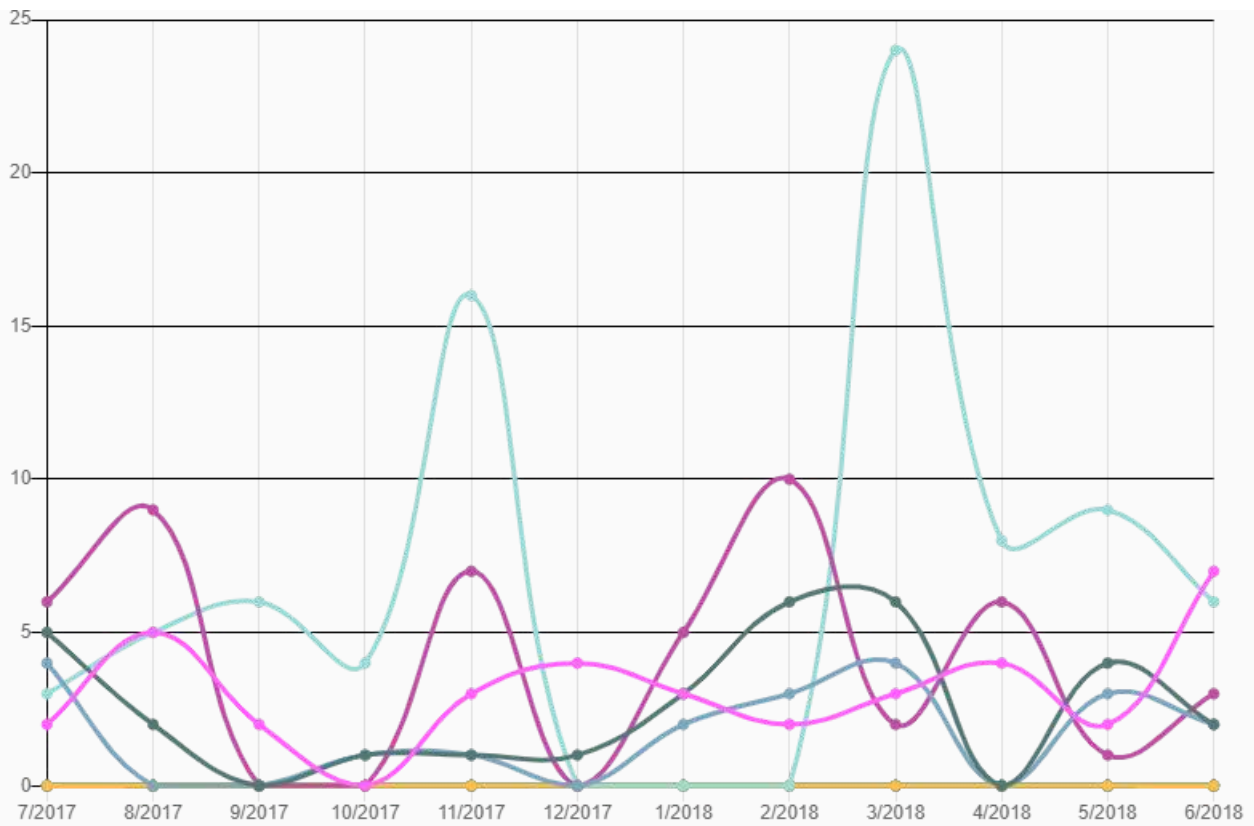




Group Measures

Fiscal Year 2018 Data Visualization (July-June)

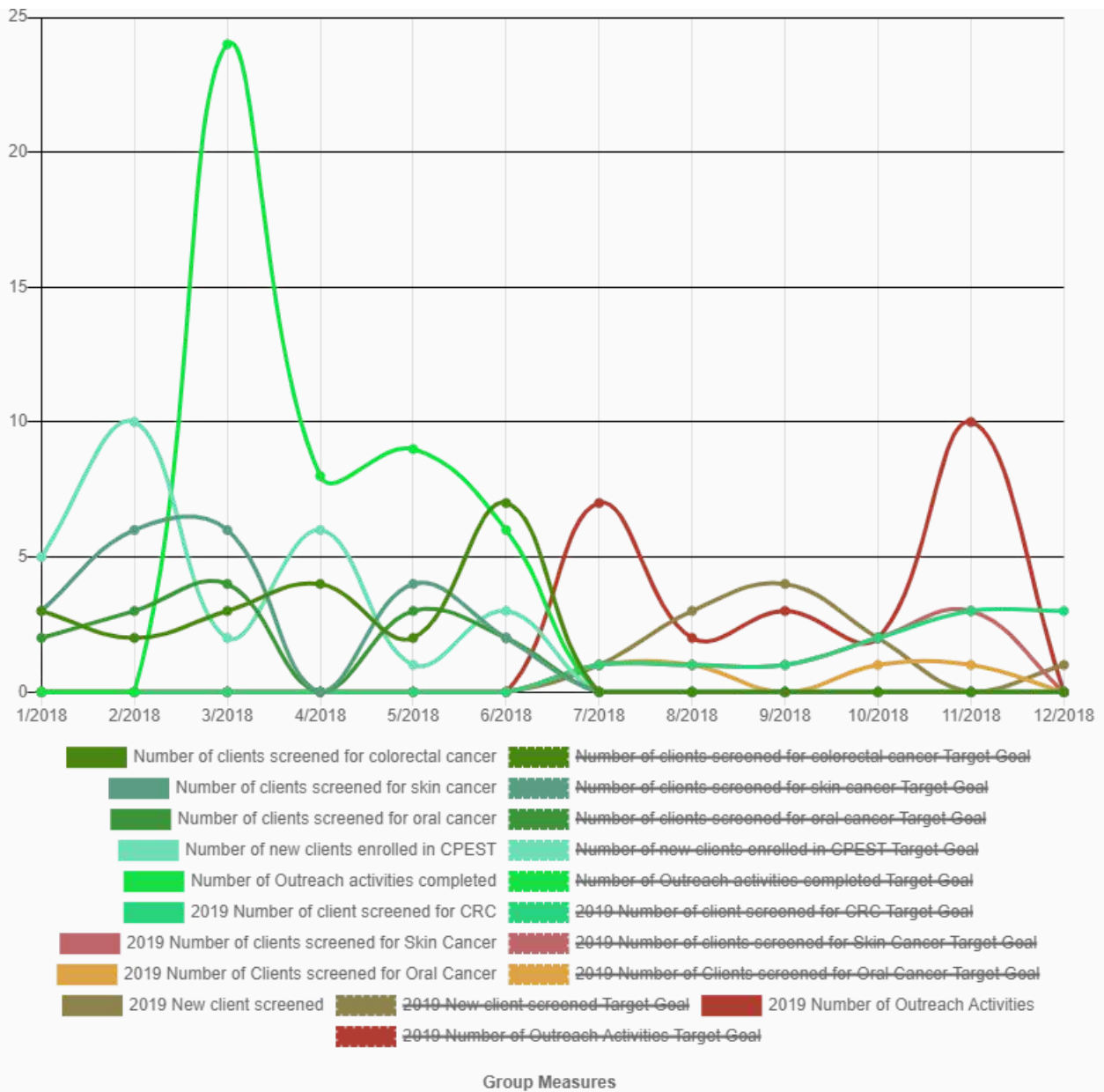




Group Measures

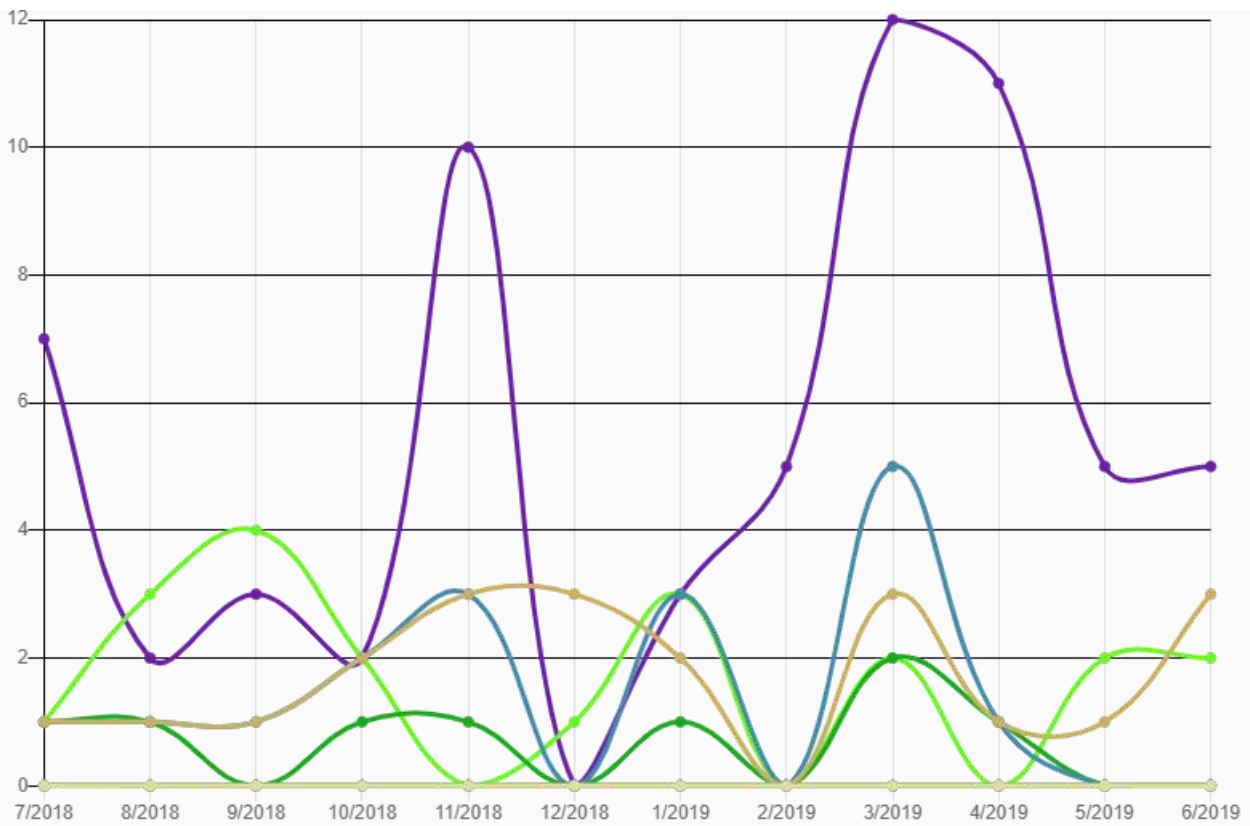
Calendar Year 2018 Data Visualization





Fiscal Year 2019 Data Visualization (July-June)




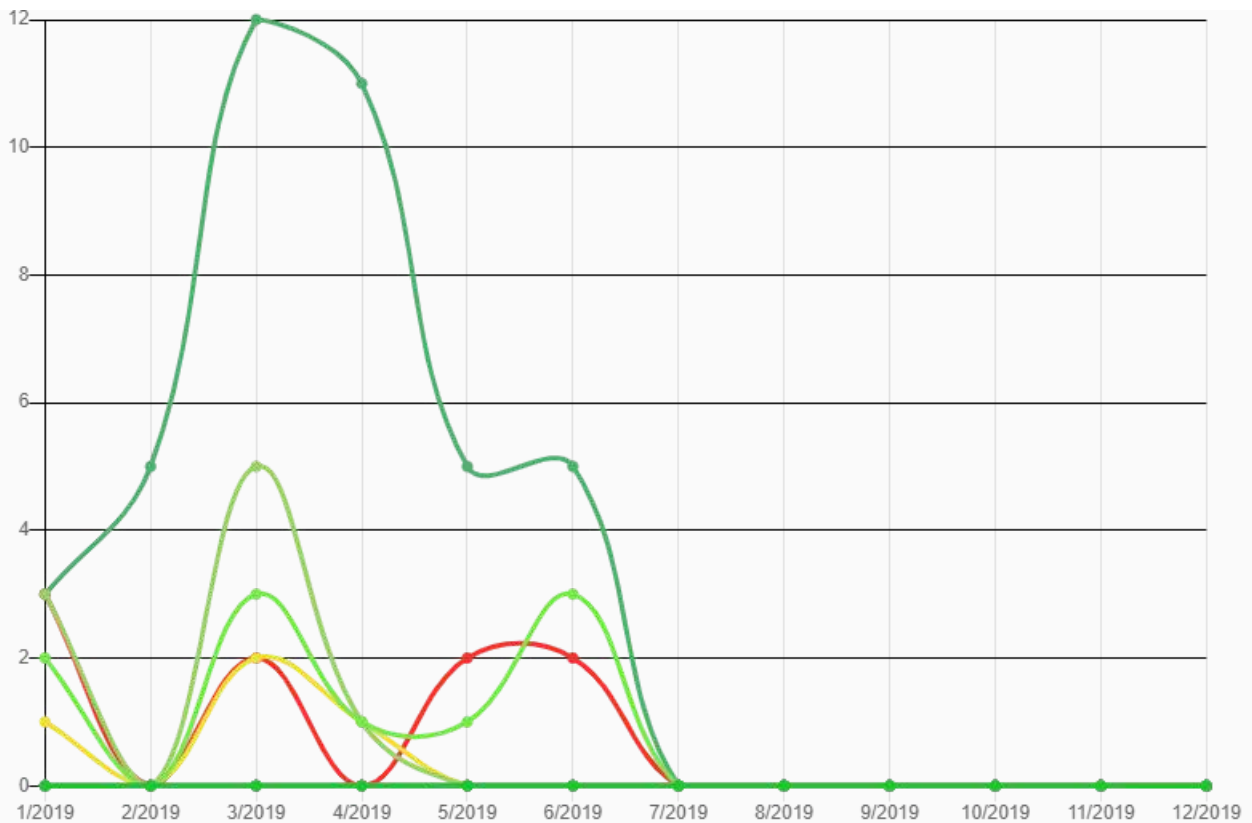


- Number of clients screened for colorectal cancer
- Number of clients screened for skin cancer
- Number of clients screened for oral cancer
- Number of new clients enrolled in CPEST
- Number of Outreach activities completed
- 2019 Number of client screened for CRC
- 2019 Number of clients screened for Skin Cancer
- 2019 Number of Clients screened for Oral Cancer
- 2019 New client screened
- 2019 Number of Outreach Activities
- Number of clients screened for colorectal cancer-Target Goal
- Number of clients screened for skin cancer-Target Goal
- Number of clients screened for oral cancer-Target Goal
- Number of new clients enrolled in CPEST-Target Goal
- Number of Outreach activities completed-Target Goal
- 2019 Number of client screened for CRC-Target Goal
- 2019 Number of clients screened for Skin Cancer-Target Goal
- 2019 Number of Clients screened for Oral Cancer-Target Goal
- 2019 New client screened-Target Goal
- 2019 Number of Outreach Activities-Target Goal

Group Measures

Calendar Year 2019 Data Visualization





Group Measures

Last Modification

- Judy Sines edited this group on July 17, 2019.
- Judy Sines edited this group on June 13, 2019.
- Judy Sines edited this group on February 19, 2019.
- Judy Sines edited this group on January 02, 2019.
- Judy Sines edited this group on January 02, 2019.
- Judy Sines edited this group on January 02, 2019.
- Judy Sines edited this group on January 02, 2019.
- Judy Sines edited this group on January 02, 2019.
- Judy Sines edited this group on August 16, 2018.
- Judy Sines edited this group on August 16, 2018.
- Judy Sines edited this group on August 16, 2018.



Judy Sines edited this group on July 19, 2018.


Judy Sines edited this group on July 19, 2018.

Contributing Community Participants

[Juliet Sanders](#), [Chris Baker](#), [HEATHER BERG](#), [Christine](#), [John Corbin](#), [Lindsey Bernal](#), [Kara Taylor](#), [Christa](#), [Cindy Mankamy](#), [Sharon Custer](#),

Sponsored by the Garrett County Health Department. Transparency is important, [read all of our policies here](#). Built with ❤️ in Garrett County, Maryland.





Early Care Immunizations

Public Group 13 days ago

Leave Group

GROUP ADMINS



Health Improvement Strategy

"Early Care Immunizations"

["https://mygarrettcountry.com/groups/early-care-immunizations/"](https://mygarrettcountry.com/groups/early-care-immunizations/)

Goal:

Increase immunization rates and reduce preventable infectious diseases.

Strategy Description:

The Community Preventive Services Task Force recommends home visits to increase childhood immunization rates. The recommendation families by arranging or providing transportation to medical appointments for immunizations as needed. The program also provides verbal children up-to-date with immunizations between 19 and 35 months % of Enrolled Healthy Families children between 12 and 23 months up-t immunizations, tracking immunizations received, etc.) % of Children enrolled in Healthy Families up to date with well child visits per the Am

Level of Change:

Programs

Primary Focus Area:

Maternal, Child, and Adolescent Health

Data Category Tag:

GCHD Early Care Programs

Estimated Implementation Date:

2000-07-01

Estimated Completion Date:

2018-06-30



Estimated Ease of Implementation:

Very Easy

Estimated Cost of Implementation:

Very Low

Potential Community Benefit:

Very High

Research:

The Community Preventive Services Task Force recommends home visits to increase childhood immunization rates. The recommendation

Measurements	Target Goal	Status	Desired Trend	Contributor	January 2017	February 2017	March 2017	April 2017	May 2017
--------------	-------------	--------	---------------	-------------	--------------	---------------	------------	------------	----------

1) % of Children (enrolled in Healthy Families) that are up to date on 18 month immunizations	90	Active		FamilyWise Database- Report 7.2.C					
2) % of Children (enrolled in Healthy Families) that are up to date on 6 months immunizations	90	Active		FamilyWise Database Report- 7.2.B					
3) # of Times									

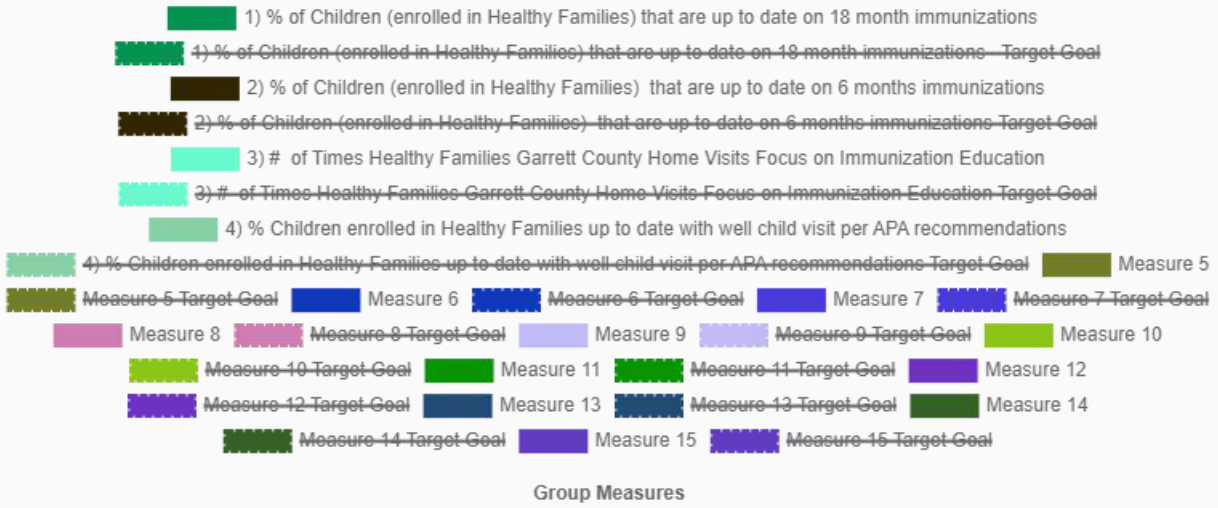
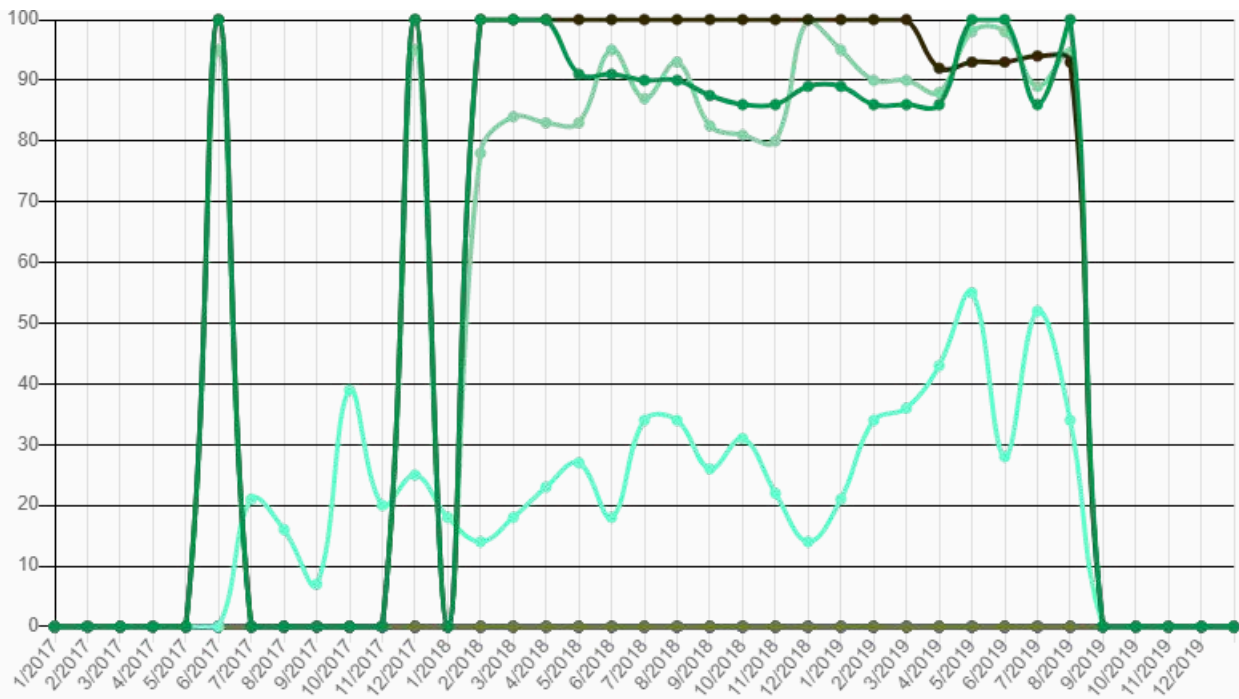


Showing 1 to 15 of 15 entries

Data Narrative

1) Includes children currently enrolled in HFGC that are up to date on the 18 month series of immunizations at 24 months of age and over p
 date on well child visits per the recommended American Academy of Pediatrics schedule.

Scaled Data Visualization

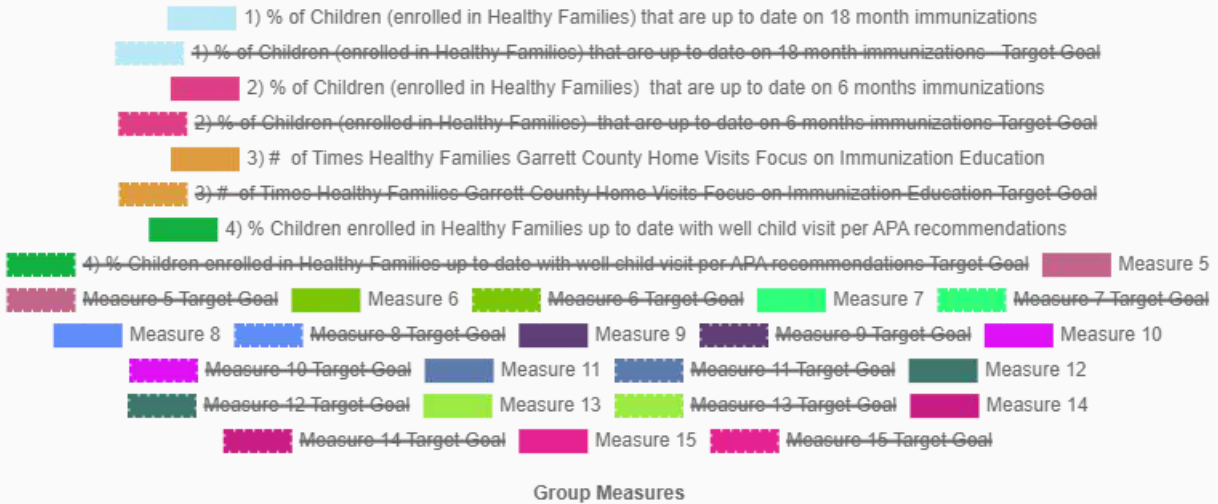
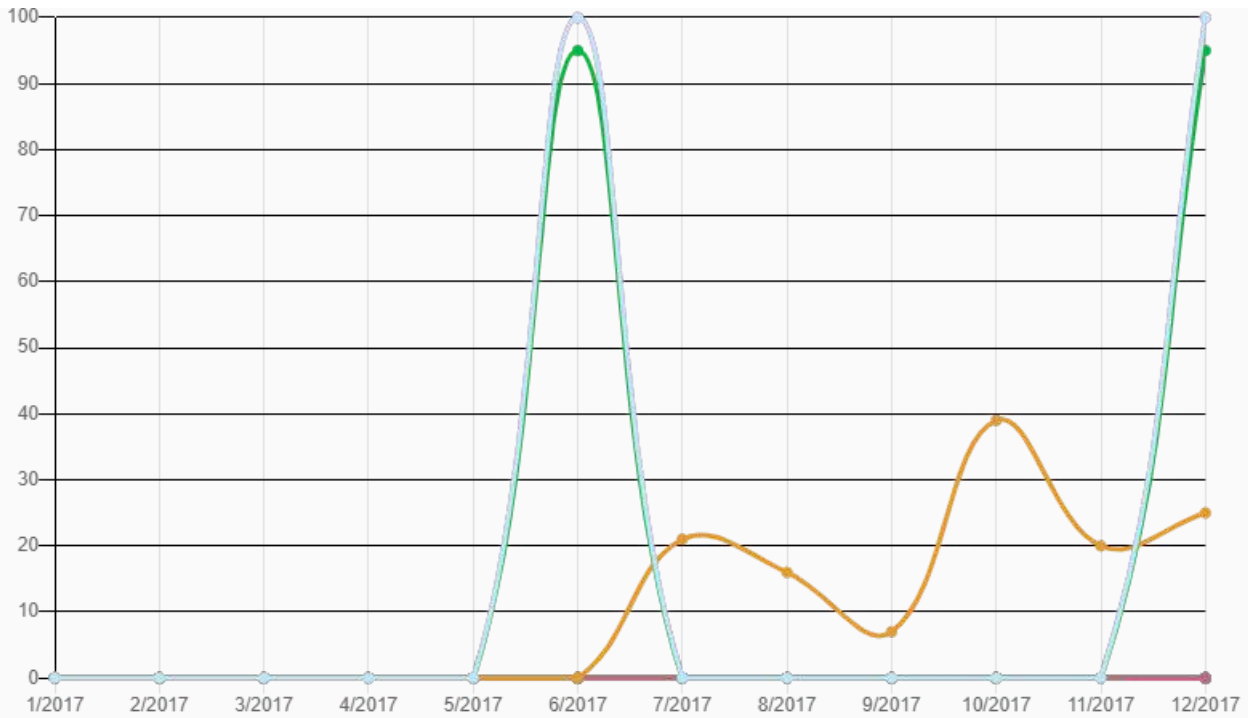


Fiscal Year 2017 Data Visualization (July-June)

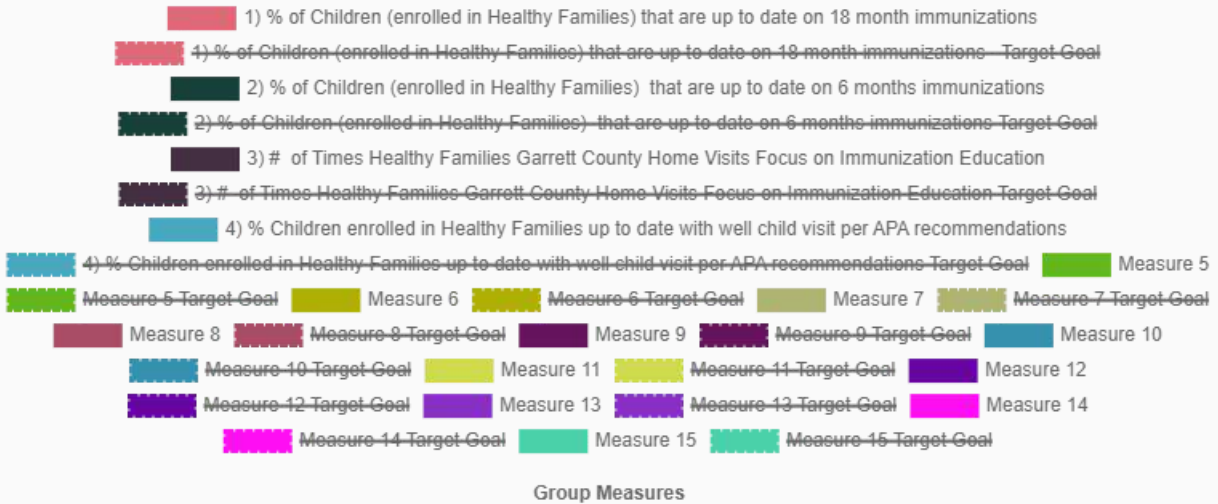
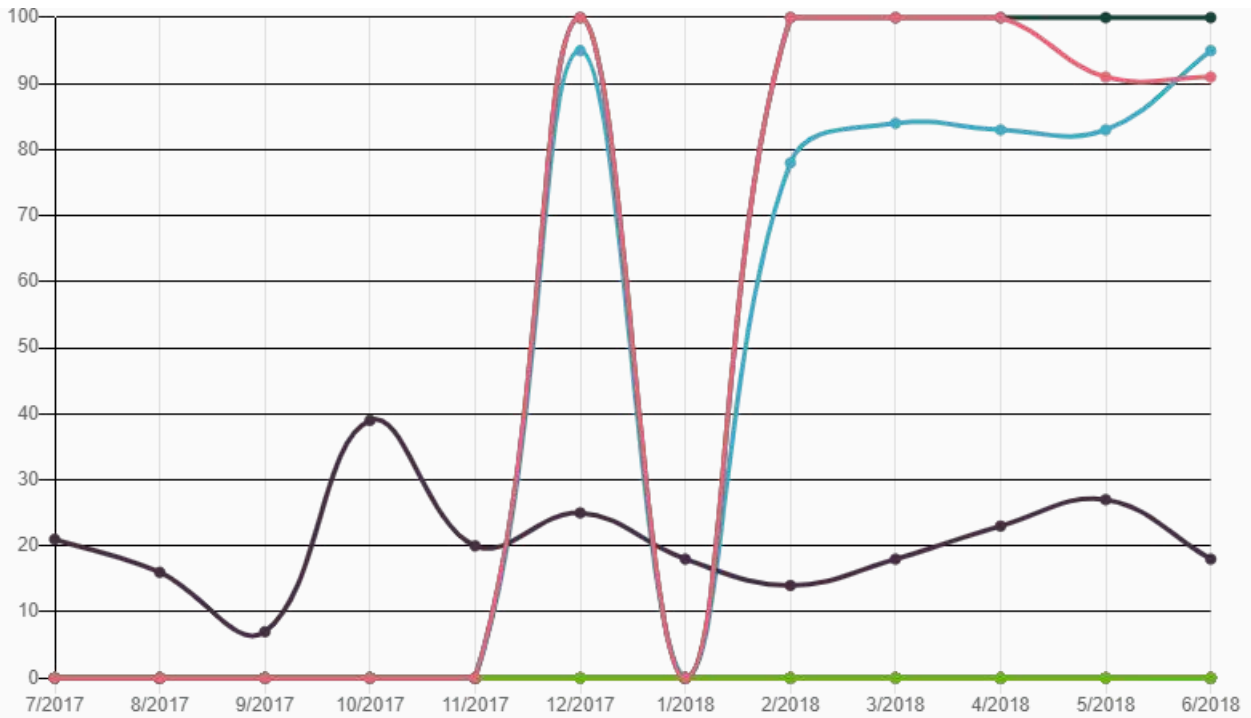


- 1) % of Children (enrolled in Healthy Families) that are up to date on 18 month immunizations
- 4) % of Children (enrolled in Healthy Families) that are up to date on 18 month immunizations Target Goal
- 2) % of Children (enrolled in Healthy Families) that are up to date on 6 months immunizations
- 2) % of Children (enrolled in Healthy Families) that are up to date on 6 months immunizations Target Goal
- 3) # of Times Healthy Families Garrett County Home Visits Focus on Immunization Education
- 3) # of Times Healthy Families Garrett County Home Visits Focus on Immunization Education Target Goal
- 4) % Children enrolled in Healthy Families up to date with well child visit per APA recommendations
- 4) % Children enrolled in Healthy Families up to date with well child visit per APA recommendations Target Goal
- Measure 5
- Measure 5 Target Goal
- Measure 6
- Measure 6 Target Goal
- Measure 7
- Measure 7 Target Goal
- Measure 8
- Measure 8 Target Goal
- Measure 9
- Measure 9 Target Goal
- Measure 10
- Measure 10 Target Goal
- Measure 11
- Measure 11 Target Goal
- Measure 12
- Measure 12 Target Goal
- Measure 13
- Measure 13 Target Goal
- Measure 14
- Measure 14 Target Goal
- Measure 15
- Measure 15 Target Goal

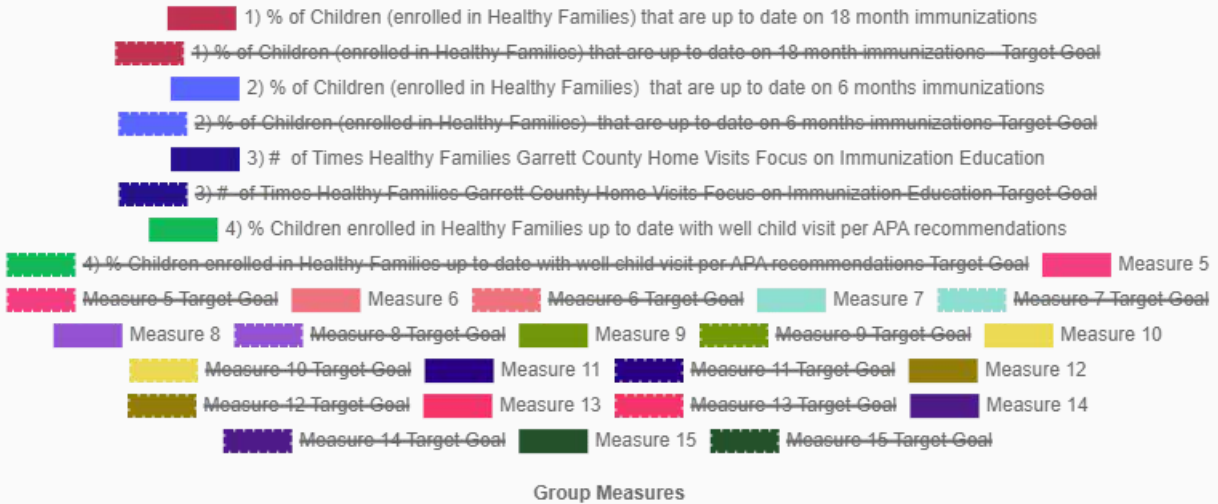
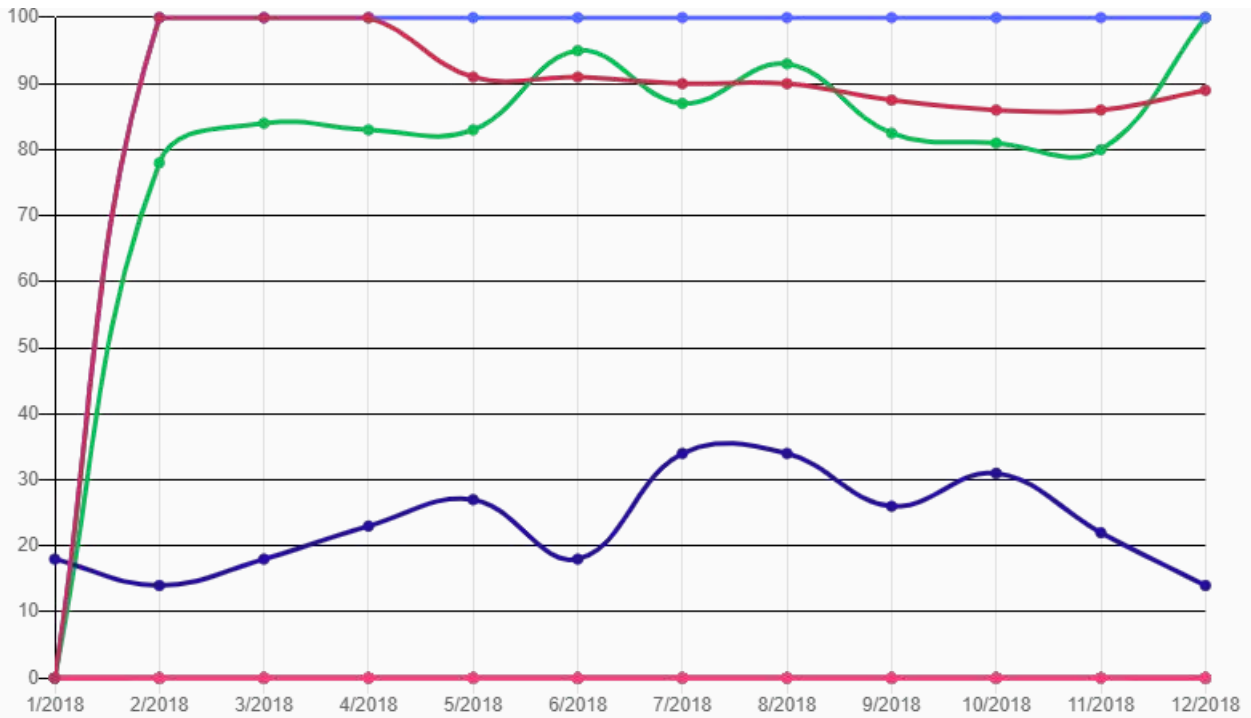
Calendar Year 2017 Data Visualization



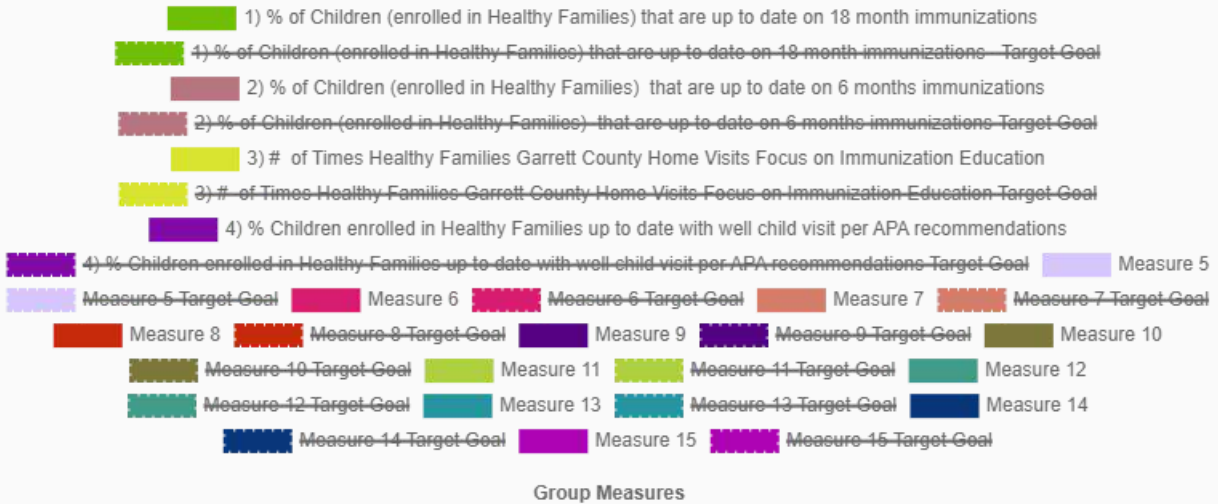
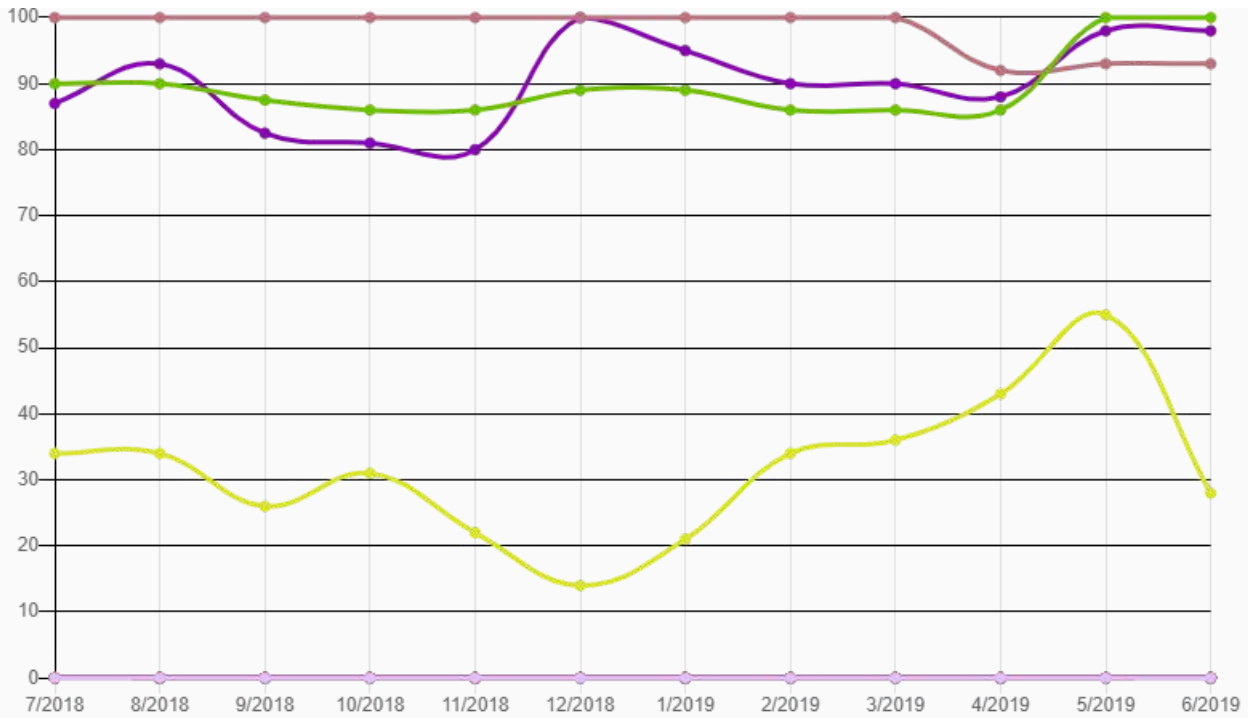
Fiscal Year 2018 Data Visualization (July-June)



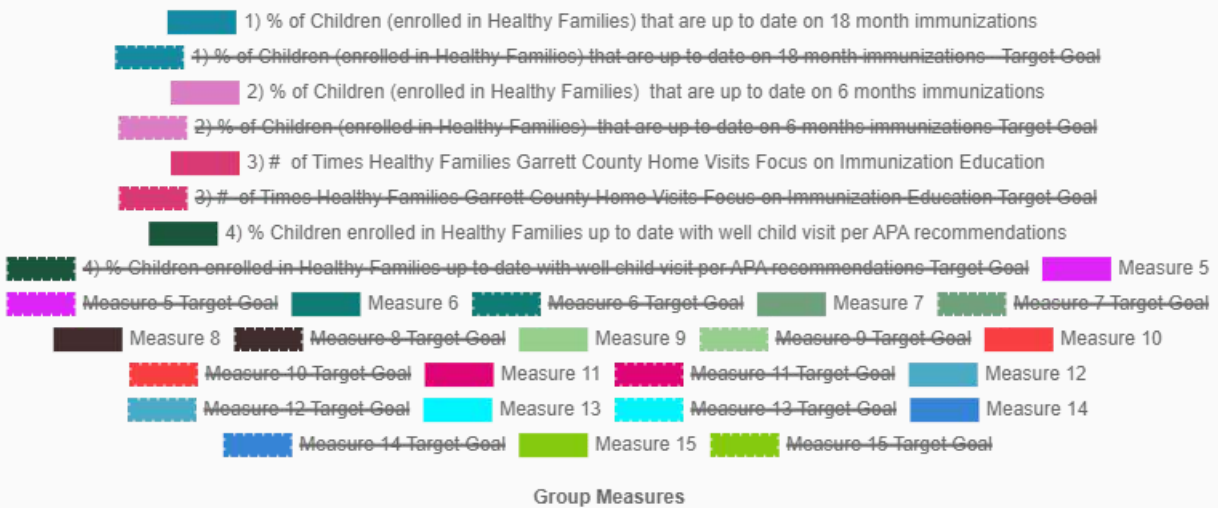
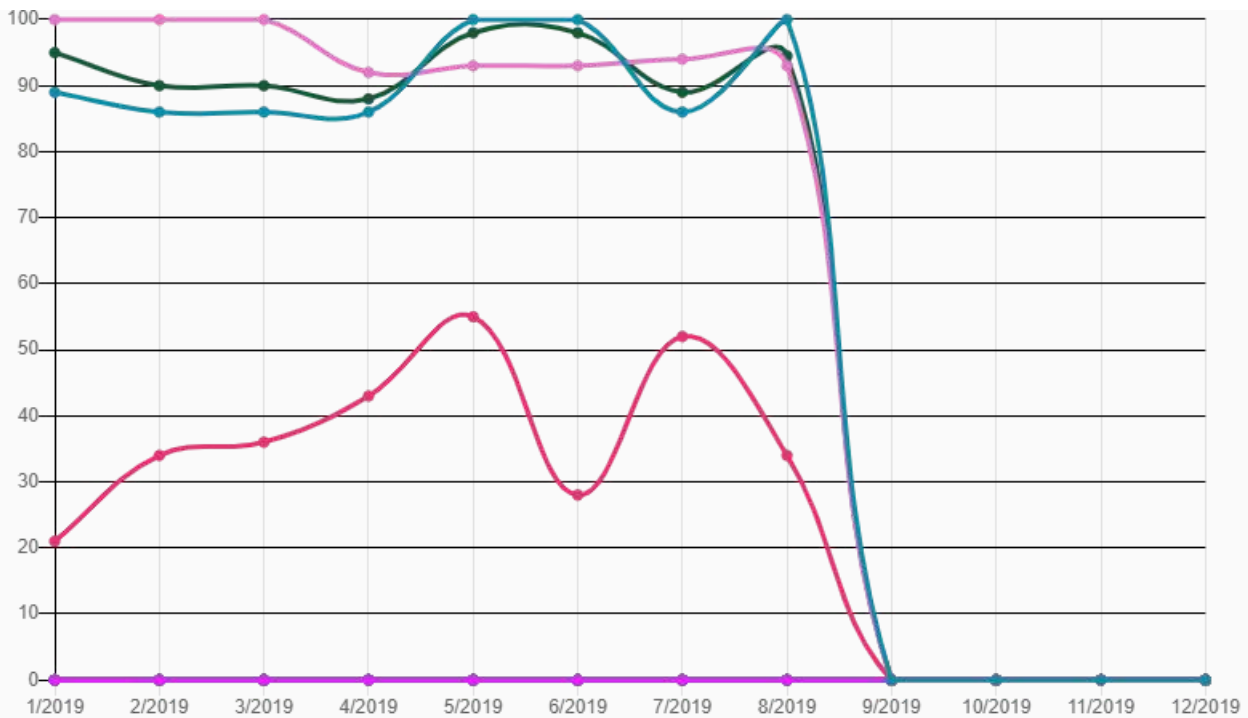
Calendar Year 2018 Data Visualization



Fiscal Year 2019 Data Visualization (July-June)



Calendar Year 2019 Data Visualization



Last Modification

Michelle Ford edited this group on September 24, 2019.

Michelle Ford edited this group on September 24, 2019.

Michelle Ford edited this group on September 17, 2019.

Michelle Ford edited this group on September 17, 2019.

Maria Friend edited this group on August 28, 2019.

Michelle Ford edited this group on August 20, 2019.

Michelle Ford edited this group on June 28, 2019.

Michelle Ford edited this group on June 28, 2019.

Michelle Ford edited this group on June 28, 2019.

Michelle Ford edited this group on May 24, 2019.

Michelle Ford edited this group on April 18, 2019.

Michelle Ford edited this group on March 19, 2019.

Michelle Ford edited this group on February 07, 2019.

Michelle Ford edited this group on January 14, 2019.

Michelle Ford edited this group on January 03, 2019.

Michelle Ford edited this group on December 13, 2018.

Michelle Ford edited this group on November 13, 2018.

Michelle Ford edited this group on October 15, 2018.

Michelle Ford edited this group on September 09, 2018.

Michelle Ford edited this group on September 09, 2018.

Michelle Ford edited this group on August 08, 2018.

Michelle Ford edited this group on June 27, 2018.

Michelle Ford edited this group on June 13, 2018.

Katie Welch edited this group on June 08, 2018.

Contributing Community Participants



[Lacy Coffren](#), [Kaitlyn Glotfelty](#), [Juliet Sanders](#), [servant](#), [Erin Marsh](#), [Jennifer VanPelt](#), [Christine](#), [Lindsey Bernal](#), [Brittany Hamilton](#), [Natasha](#), [A HEATHER BERG](#), [Earleen Beckman](#),

Sponsored by the Garrett County Health Department. Transparency is important, [read all of our policies here](#). Built with ❤️ in Garrett County, Maryland.



Early Care Programs System of Care

Public Group 9 days ago

Leave Group

GROUP ADMINS



Health Improvement Strategy

"Early Care Programs System of Care"

["https://mygarrettcountry.com/groups/early-care-programs-system-of-care/"](https://mygarrettcountry.com/groups/early-care-programs-system-of-care/)

Goal:

To empower parents to give their child the best beginning in life!

Strategy Description:

How Early Care Systems of Care can empower parents during the most important stages of learning (birth to three): Answers questions about topics. Helps families set goals for the future & assist families in reaching them. Supports families to achieve advanced education and job

Level of Change:

Programs

Primary Focus Area:

Maternal, Child, and Adolescent Health

Data Category Tag:

GCHD Early Care Programs

Estimated Implementation Date:

2018-07-01

Estimated Completion Date:

2018-06-30



Estimated Ease of Implementation:

Easy

Estimated Cost of Implementation:

Moderate

Potential Community Benefit:

Very High

Research:

<http://www.healthyfamiliesamerica.org/>; <https://eclkc.ohs.acf.hhs.gov/programs/article/early-head-start-programs>

- Select all
- Deselect all
- Copy
- CSV
- Excel
- JSON

Measurements	Target Goal	Status	Desired Trend	Contributor	January 2017	February 2017	March 2017	April 2017	Ma 2017
--------------	-------------	--------	---------------	-------------	--------------	---------------	------------	------------	---------

Early Care Program Home Visits - Healthy Families/Early Head Start Home Based- Home Visits Completed per year -- Additive (July 1 - June 30)	2000	Active	Increase	Early Care Program Database					
Early Care Program Home									

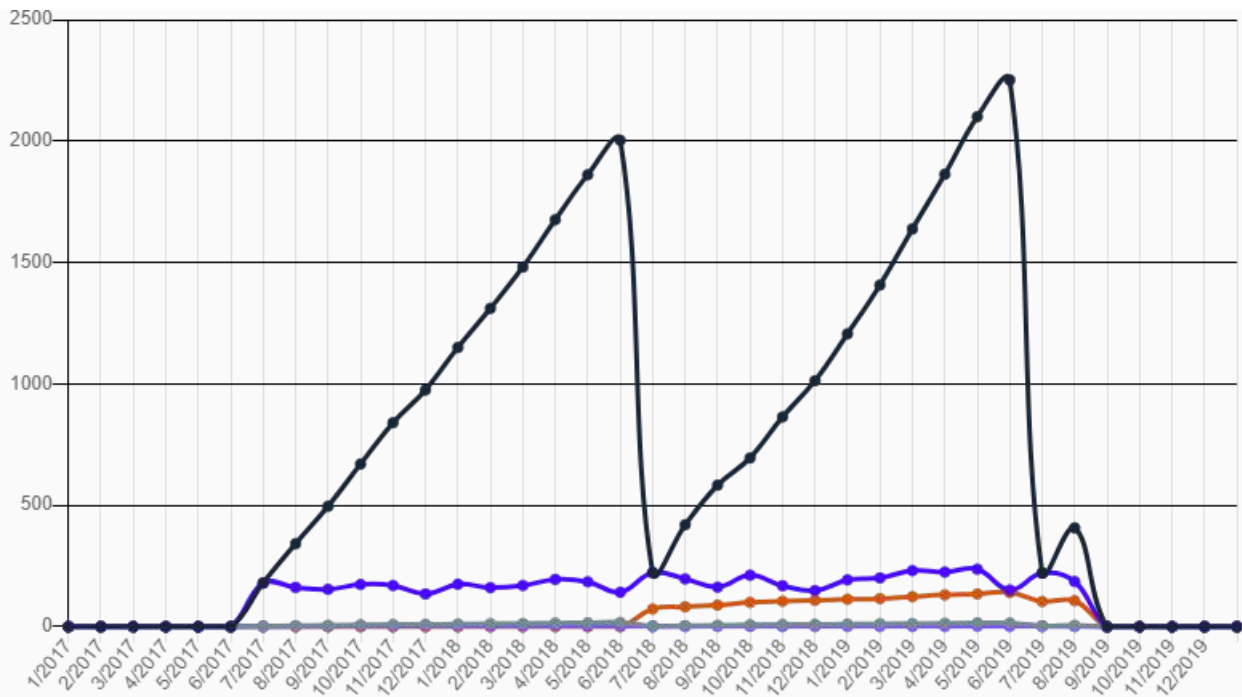
Showing 1 to 7 of 7 entries



Data Narrative

Regrading annual (yearly) target goals, data collection begins on July 1 and ends on June 30th. Every July 1 begins with new data collectio

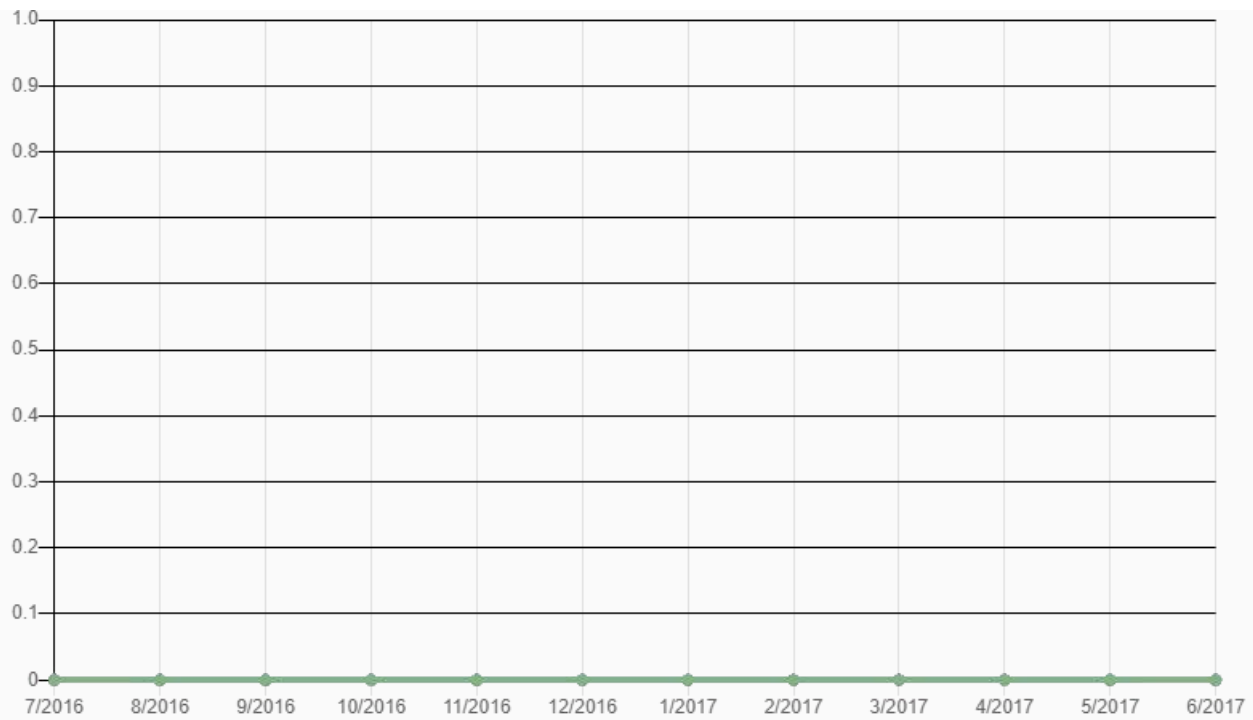
Scaled Data Visualization



- Early Care Program Home Visits - Healthy Families/Early Head Start Home Based- Home Visits Completed per year -- Additive (July 1 - June 30) Target Goal
- Early Care Program Home Visits - Healthy Families/Early Head Start Home Based- Home Visits Completed per month
- Early Care Program Home Visits - Healthy Families/Early Head Start Home Based- Home Visits Completed per month Target Goal
- Parent/Child Group Activities held per year- Additive (June 30 - July 1)
- Parent/Child Group Activities held per year - Additive (June 30 - July 1) Target Goal
- Parent/Child Group Activities held per month
- Parent/Child Group Activities held per month Target Goal
- Childbirth Classes held per year - Additive (July 1 - June 30)
- Childbirth Classes held per year - Additive (July 1 - June 30) Target Goal
- Breastfeeding Classes held per year - Additive (July 1- June 30)
- Breastfeeding Classes held per year - Additive (July 1 - June 30) Target Goal
- Early Care Families Served through Healthy Families/Early Head Start Home Based Home Visiting- Additive (July 1 - June 30)
- Early Care Families Served through Healthy Families/Early Head Start Home Based Home Visiting- Additive (July 1 - June 30) Target Goal

Group Measures

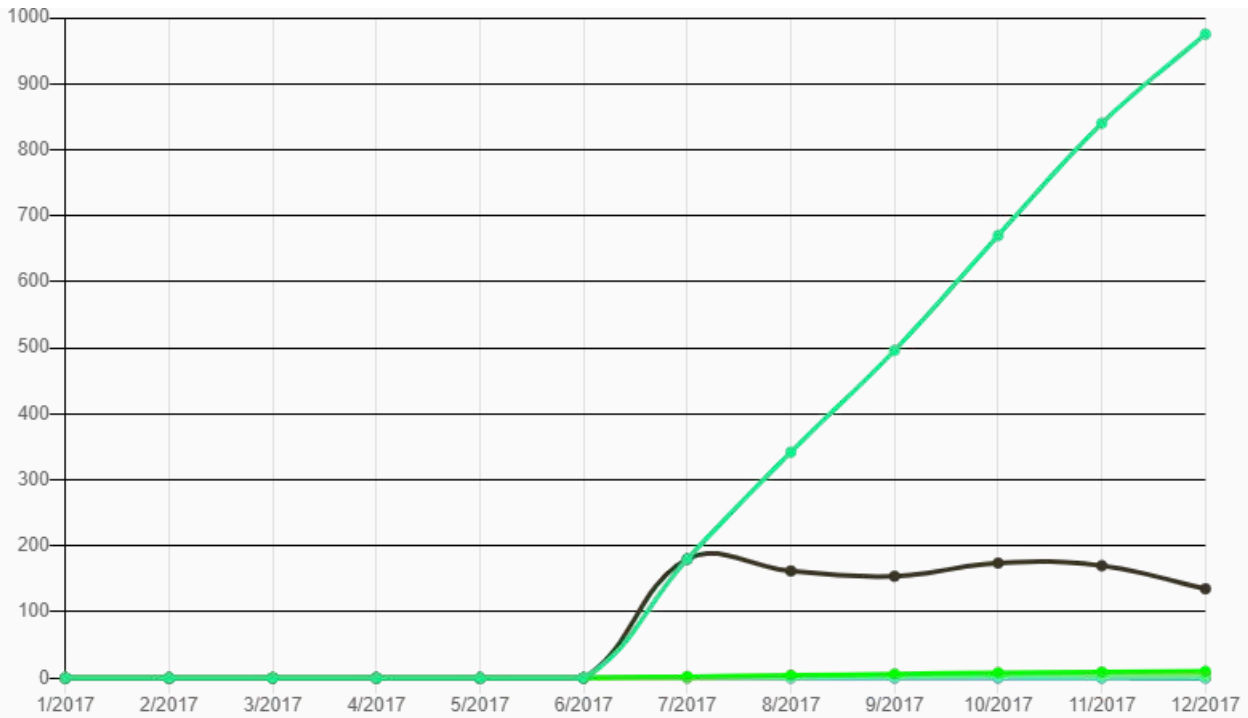
Fiscal Year 2017 Data Visualization (July-June)



- Early Care Program Home Visits - Healthy Families/Early Head Start Home Based- Home Visits Completed per year -- Additive (July 1 - June 30) Target Goal
- Early Care Program Home Visits - Healthy Families/Early Head Start Home Based- Home Visits Completed per year - Additive (July 1 - June 30)
- Early Care Program Home Visits - Healthy Families/Early Head Start Home Based - Home Visits Completed per month
- Early Care Program Home Visits - Healthy Families/Early Head Start Home Based- Home Visits Completed per month Target Goal
- Parent/Child Group Activities held per year- Additive (June 30 - July 1)
- Parent/Child Group Activities held per year - Additive (June 30 - July 1) Target Goal
- Parent/Child Group Activities held per month
- Parent/Child Group Activities held per month Target Goal
- Childbirth Classes held per year - Additive (July 1 - June 30)
- Childbirth Classes held per year - Additive (July 1 - June 30) Target Goal
- Breastfeeding Classes held per year - Additive (July 1- June 30)
- Breastfeeding Classes held per year - Additive (July 1 - June 30) Target Goal
- Early Care Families Served through Healthy Families/Early Head Start Home Based Home Visiting- Additive (July 1 - June 30)
- Early Care Families Served through Healthy Families/Early Head Start Home Based Home Visiting- Additive (July 1 - June 30) Target Goal

Group Measures

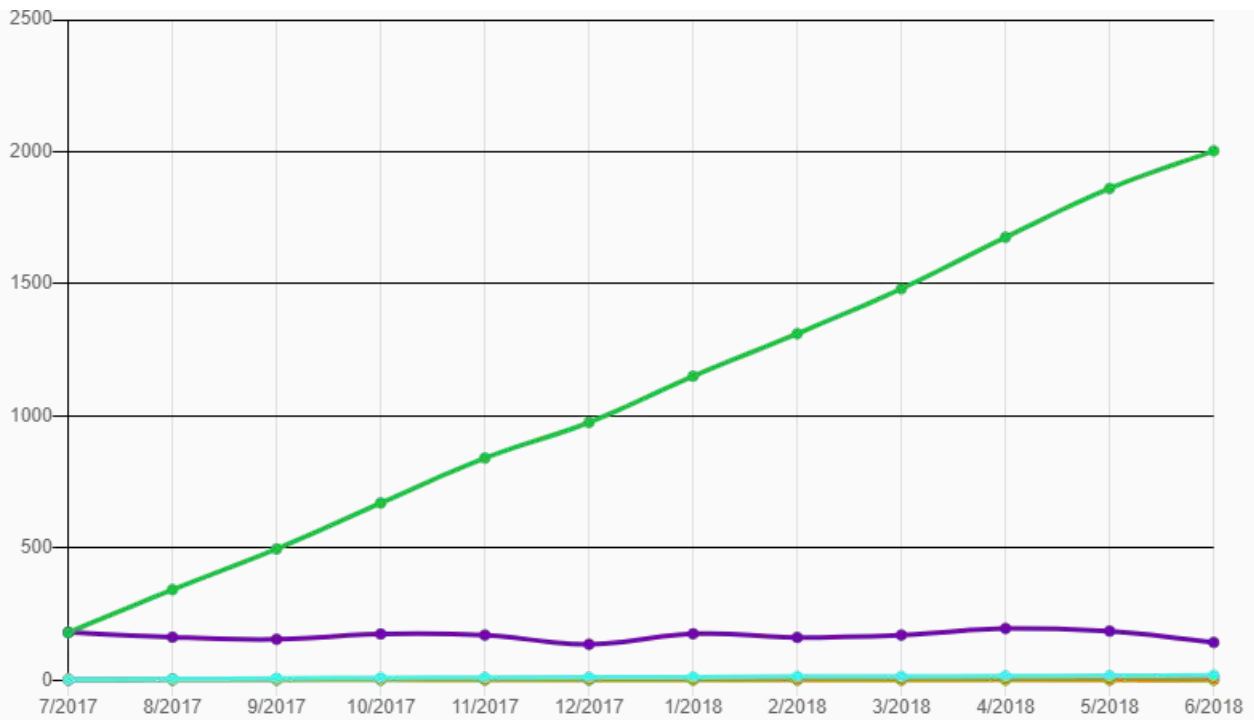
Calendar Year 2017 Data Visualization



- Early Care Program Home Visits - Healthy Families/Early Head Start Home Based- Home Visits Completed per year -- Additive (July 1 - June 30) Target Goal
- Early Care Program Home Visits - Healthy Families/Early Head Start Home Based - Home Visits Completed per month
- Early Care Program Home Visits - Healthy Families/Early Head Start Home Based - Home Visits Completed per month Target Goal
- Parent/Child Group Activities held per year- Additive (June 30 - July 1)
- Parent/Child Group Activities held per year - Additive (June 30 - July 1) Target Goal
- Parent/Child Group Activities held per month
- Parent/Child Group Activities held per month Target Goal
- Childbirth Classes held per year - Additive (July 1 - June 30)
- Childbirth Classes held per year - Additive (July 1 - June 30) Target Goal
- Breastfeeding Classes held per year - Additive (July 1- June 30)
- Breastfeeding Classes held per year - Additive (July 1 - June 30) Target Goal
- Early Care Families Served through Healthy Families/Early Head Start Home Based Home Visiting- Additive (July 1 - June 30)
- Early Care Families Served through Healthy Families/Early Head Start Home Based Home Visiting - Additive (July 1 - June 30) Target Goal

Group Measures

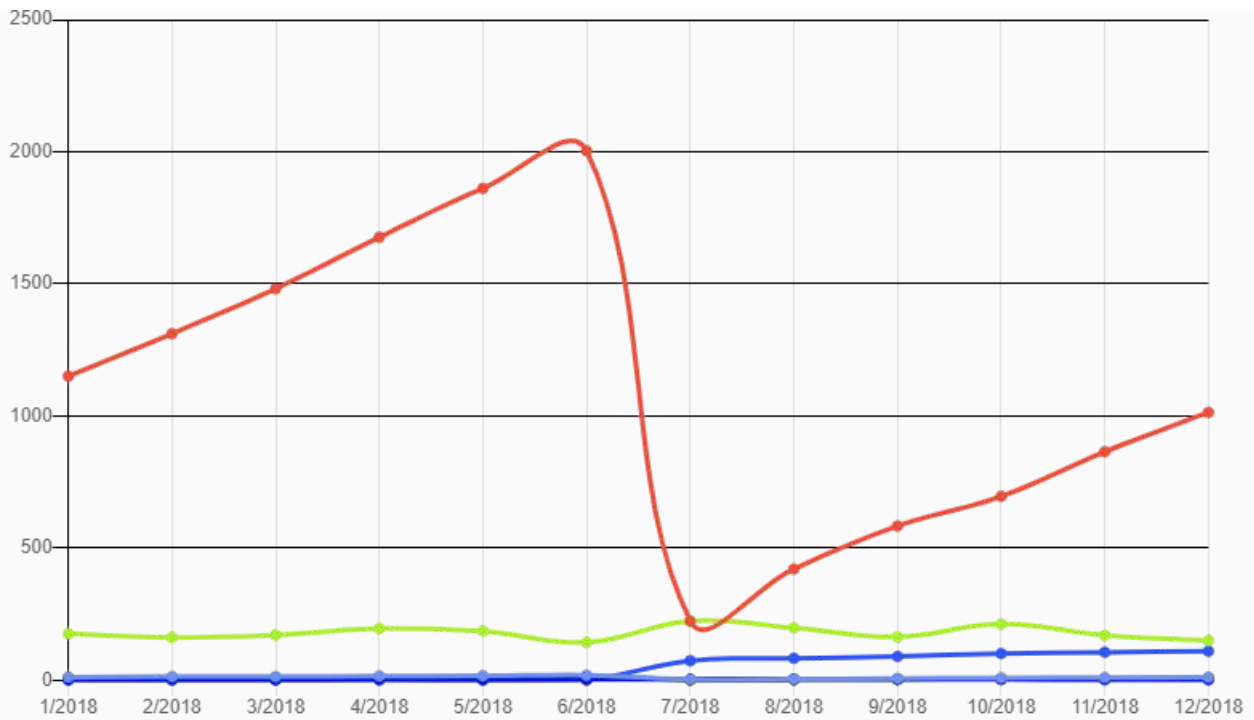
Fiscal Year 2018 Data Visualization (July-June)



- Early Care Program Home Visits - Healthy Families/Early Head Start Home Based- Home Visits Completed per year -- Additive (July 1 - June 30) Target Goal
- Early Care Program Home Visits - Healthy Families/Early Head Start Home Based- Home Visits Completed per month
- Early Care Program Home Visits - Healthy Families/Early Head Start Home Based- Home Visits Completed per month Target Goal
- Parent/Child Group Activities held per year- Additive (June 30 - July 1)
- Parent/Child Group Activities held per year - Additive (June 30 - July 1) Target Goal
- Parent/Child Group Activities held per month
- Parent/Child Group Activities held per month Target Goal
- Childbirth Classes held per year - Additive (July 1 - June 30)
- Childbirth Classes held per year - Additive (July 1 - June 30) Target Goal
- Breastfeeding Classes held per year - Additive (July 1 - June 30)
- Breastfeeding Classes held per year - Additive (July 1 - June 30) Target Goal
- Early Care Families Served through Healthy Families/Early Head Start Home Based Home Visiting- Additive (July 1 - June 30)
- Early Care Families Served through Healthy Families/Early Head Start Home Based Home Visiting- Additive (July 1 - June 30) Target Goal

Group Measures

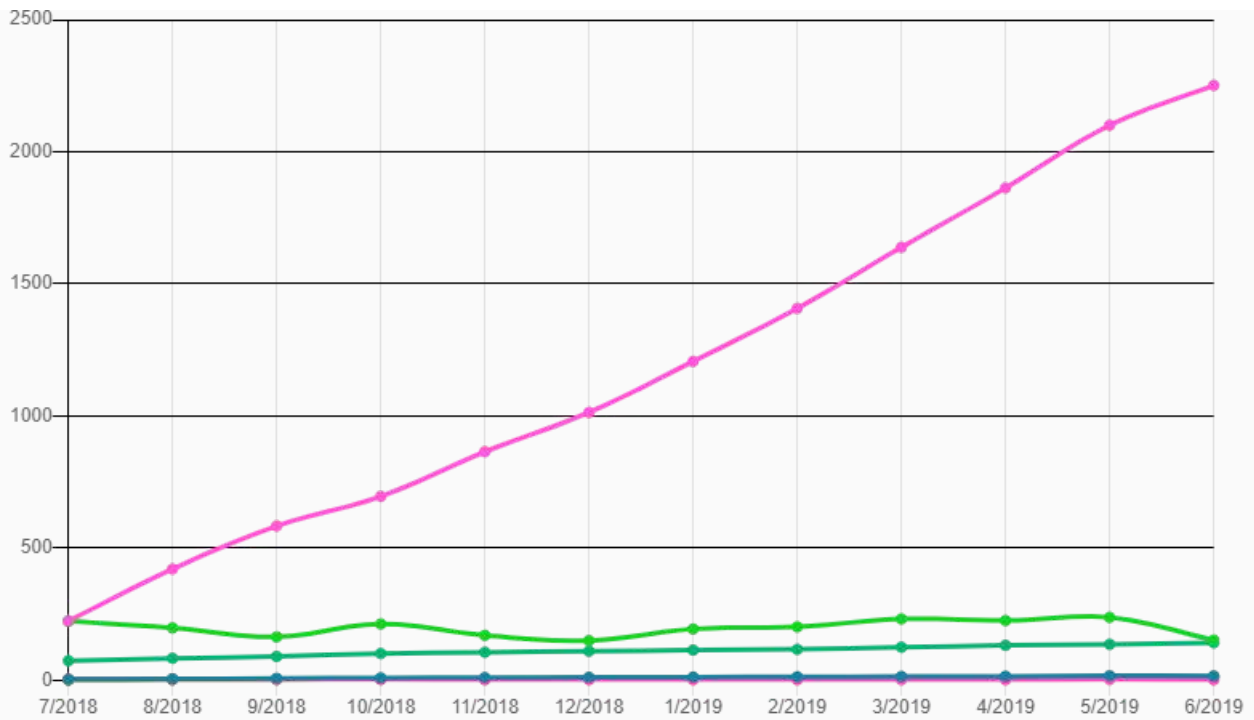
Calendar Year 2018 Data Visualization



- Early Care Program Home Visits - Healthy Families/Early Head Start Home Based- Home Visits Completed per year -- Additive (July 1 - June 30) Target Goal
- Early Care Program Home Visits - Healthy Families/Early Head Start Home Based- Home Visits Completed per year - Additive (July 1 - June 30)
- Early Care Program Home Visits - Healthy Families/Early Head Start Home Based - Home Visits Completed per month
- Early Care Program Home Visits - Healthy Families/Early Head Start Home Based- Home Visits Completed per month Target Goal
- Parent/Child Group Activities held per year- Additive (June 30 - July 1)
- Parent/Child Group Activities held per year - Additive (June 30 - July 1) Target Goal
- Parent/Child Group Activities held per month
- Parent/Child Group Activities held per month Target Goal
- Childbirth Classes held per year - Additive (July 1 - June 30)
- Childbirth Classes held per year - Additive (July 1 - June 30) Target Goal
- Breastfeeding Classes held per year - Additive (July 1 - June 30)
- Breastfeeding Classes held per year - Additive (July 1 - June 30) Target Goal
- Early Care Families Served through Healthy Families/Early Head Start Home Based Home Visiting- Additive (July 1 - June 30)
- Early Care Families Served through Healthy Families/Early Head Start Home Based Home Visiting- Additive (July 1 - June 30) Target Goal

Group Measures

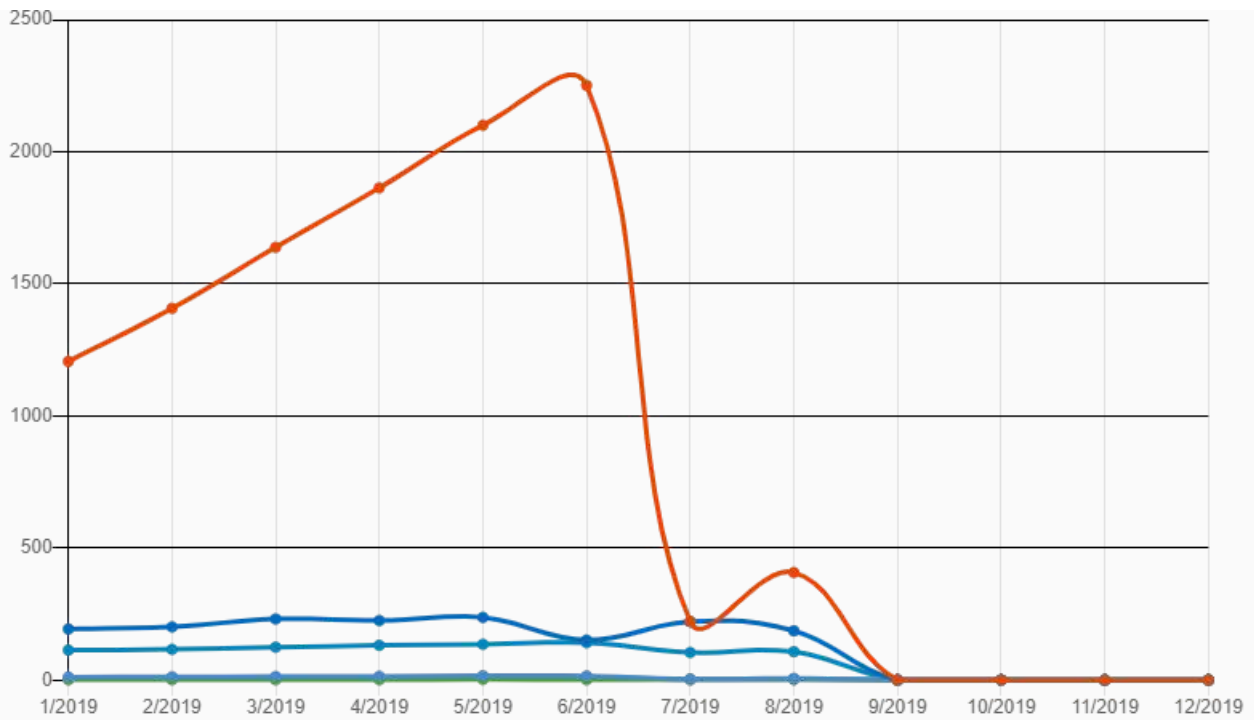
Fiscal Year 2019 Data Visualization (July-June)



- Early Care Program Home Visits - Healthy Families/Early Head Start Home Based- Home Visits Completed per year -- Additive (July 1 - June 30) Target Goal
- Early Care Program Home Visits - Healthy Families/Early Head Start Home Based- Home Visits Completed per year - Additive (July 1 - June 30)
- Early Care Program Home Visits - Healthy Families/Early Head Start Home Based - Home Visits Completed per month
- Early Care Program Home Visits - Healthy Families/Early Head Start Home Based - Home Visits Completed per month Target Goal
- Parent/Child Group Activities held per year- Additive (June 30 - July 1)
- Parent/Child Group Activities held per year - Additive (June 30 - July 1) Target Goal
- Parent/Child Group Activities held per month
- Parent/Child Group Activities held per month Target Goal
- Childbirth Classes held per year - Additive (July 1 - June 30)
- Childbirth Classes held per year - Additive (July 1 - June 30) Target Goal
- Breastfeeding Classes held per year - Additive (July 1- June 30)
- Breastfeeding Classes held per year - Additive (July 1 - June 30) Target Goal
- Early Care Families Served through Healthy Families/Early Head Start Home Based Home Visiting- Additive (July 1 - June 30)
- Early Care Families Served through Healthy Families/Early Head Start Home Based Home Visiting- Additive (July 1 - June 30) Target Goal

Group Measures

Calendar Year 2019 Data Visualization



- Early Care Program Home Visits - Healthy Families/Early Head Start Home Based- Home Visits Completed per year -- Additive (July 1 - June 30) Target Goal
- Early Care Program Home Visits - Healthy Families/Early Head Start Home Based - Home Visits Completed per month
- Early Care Program Home Visits - Healthy Families/Early Head Start Home Based - Home Visits Completed per month Target Goal
- Parent/Child Group Activities held per year- Additive (June 30 - July 1)
- Parent/Child Group Activities held per year - Additive (June 30 - July 1) Target Goal
- Parent/Child Group Activities held per month
- Parent/Child Group Activities held per month Target Goal
- Childbirth Classes held per year - Additive (July 1 - June 30)
- Childbirth Classes held per year - Additive (July 1 - June 30) Target Goal
- Breastfeeding Classes held per year - Additive (July 1- June 30)
- Breastfeeding Classes held per year - Additive (July 1 - June 30) Target Goal
- Early Care Families Served through Healthy Families/Early Head Start Home Based Home Visiting- Additive (July 1 - June 30)
- Early Care Families Served through Healthy Families/Early Head Start Home Based Home Visiting - Additive (July 1 - June 30) Target Goal

Group Measures

Last Modification

- Maria Friend edited this group on September 29, 2019.
- Maria Friend edited this group on September 29, 2019.
- Maria Friend edited this group on September 21, 2019.
- Maria Friend edited this group on September 21, 2019.
- Maria Friend edited this group on September 13, 2019.
- Maria Friend edited this group on September 13, 2019.
- Maria Friend edited this group on August 28, 2019.
- Maria Friend edited this group on August 28, 2019.
- Maria Friend edited this group on August 28, 2019.
- Maria Friend edited this group on August 28, 2019.
- Maria Friend edited this group on August 12, 2019.
- Maria Friend edited this group on July 10, 2019.



Maria Friend edited this group on June 19, 2019.
Maria Friend edited this group on June 19, 2019.
Maria Friend edited this group on June 10, 2019.
Maria Friend edited this group on June 09, 2019.
Maria Friend edited this group on April 25, 2019.
Maria Friend edited this group on March 19, 2019.
Maria Friend edited this group on February 22, 2019.
Maria Friend edited this group on January 24, 2019.
Maria Friend edited this group on January 22, 2019.
Maria Friend edited this group on January 22, 2019.
Maria Friend edited this group on January 22, 2019.
Maria Friend edited this group on January 22, 2019.
Maria Friend edited this group on January 22, 2019.
Maria Friend edited this group on December 20, 2018.
Maria Friend edited this group on November 29, 2018.
Maria Friend edited this group on November 20, 2018.
Maria Friend edited this group on October 15, 2018.
Maria Friend edited this group on September 18, 2018.
Maria Friend edited this group on September 18, 2018.
Maria Friend edited this group on August 16, 2018.
Maria Friend edited this group on August 16, 2018.
Maria Friend edited this group on July 30, 2018.
Maria Friend edited this group on July 28, 2018.
Maria Friend edited this group on July 28, 2018.
Maria Friend edited this group on July 28, 2018.
Maria Friend edited this group on July 28, 2018.



Contributing Community Participants

[Lacy Coffren](#), [Kaitlyn Glotfelty](#), [Juliet Sanders](#), [John Corbin](#), [Jenny](#), [Virgie](#), [None](#), [William Pope](#), [Erin Marsh](#), [jessica howard](#), [Carrie Hook](#), [Lau](#)



Food Resource Asset Map – GC Food Insecurity Workgroup – Western Maryland Food Council

Public Group 13 days ago

Leave Group

GROUP ADMINS



Health Improvement Strategy

"Food Resource Asset Map – GC Food Insecurity Workgroup – Western Maryland Food Council"

"<https://mygarrettcountry.com/groups/social-determinants-of-health/>"

Goal:

Create a database of food resource assets

Strategy Description:

Create a list of all locations where free/reduced price foods are available throughout the county.

1. Research churches, food pantries, soup kitchens, etc.
2. Log those locations/dates/times available in a Google Sheet here:

https://docs.google.com/spreadsheets/d/1ee-ol1c-_07xuz-T5HRtDyMVbpYToHT7S7mzogVSyL8/edit?usp=sharing

3. Prepare the data into a user-friendly format (print and web-based)

4. Disseminate the information

- a. GarrettGuide
- b. Social Media
- c. Handouts to service providers

Level of Change:

Systems

Primary Focus Area:

Access to Care and Linkages to Community Resources



Data Category Tag:

Estimated Implementation Date:

2017-01-01

Estimated Completion Date:

2020-12-31

Estimated Ease of Implementation:

Moderate


Estimated Cost of Implementation:

Very Low

Potential Community Benefit:

Moderate

Research:

Measurements	Target Goal	Status	Desired Trend	Contributor	January 2017	February 2017	March 2017	April 2017	May 2017
# Free Food Resources Identified All by 12/31/2017	30	Active	Increase		6	10	15		
Cumulative # Accessing WMFC Food Pantries List on Garrett Guide of 500 by 12/31/2018	500	Active	Increase	Gillian Shreve, via Garrett Guide analytics					
Population Penetration Rate of 5% by 12/31/2018	1450	Archived	Increase	John Corbin, via Garrett Guide					
Population Engagement Rate				John Corbin,					

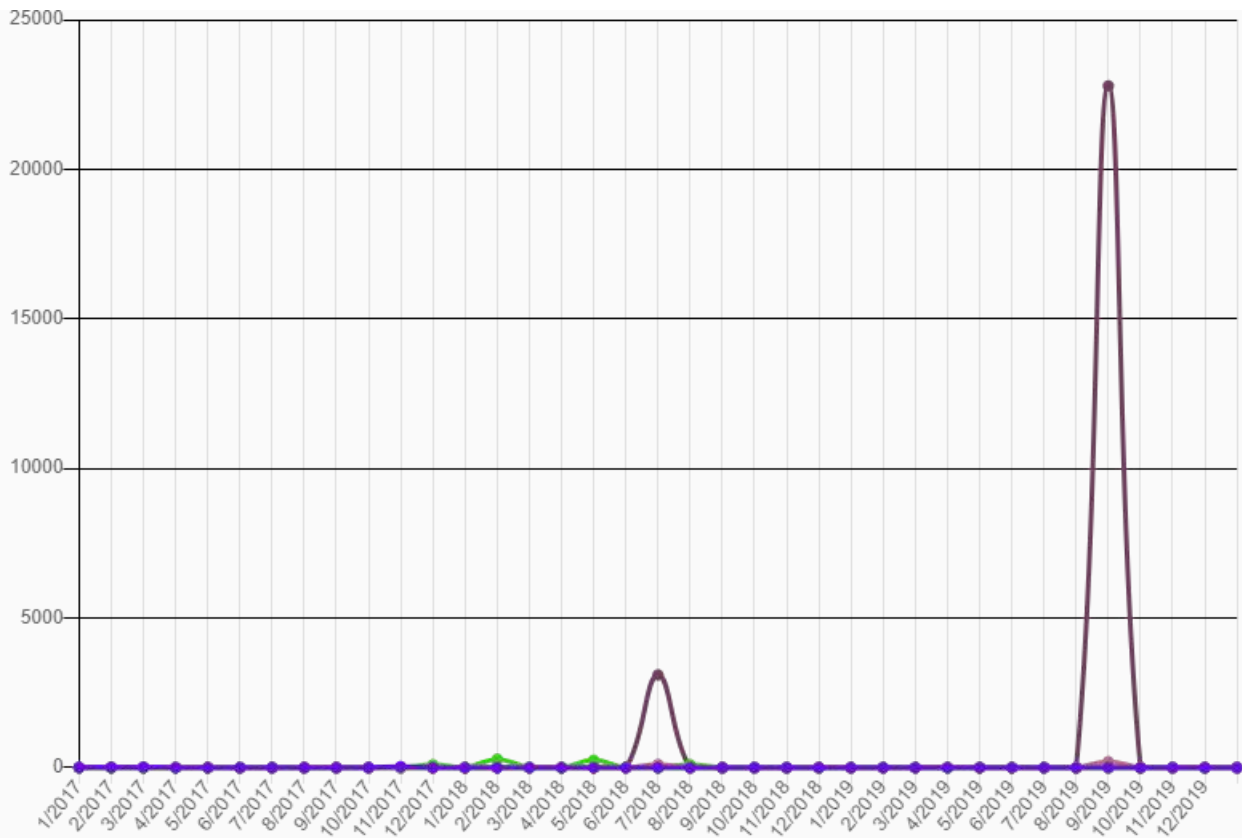
Showing 1 to 6 of 6 entries

Data Narrative

8.2018 Population Penetration and Engagement Rates have been archived as there are no further mechanisms in place at this time to further

The brochure continues to be disseminated by various agencies and individuals. It is available online and via hard copy at the Health Department.

Scaled Data Visualization

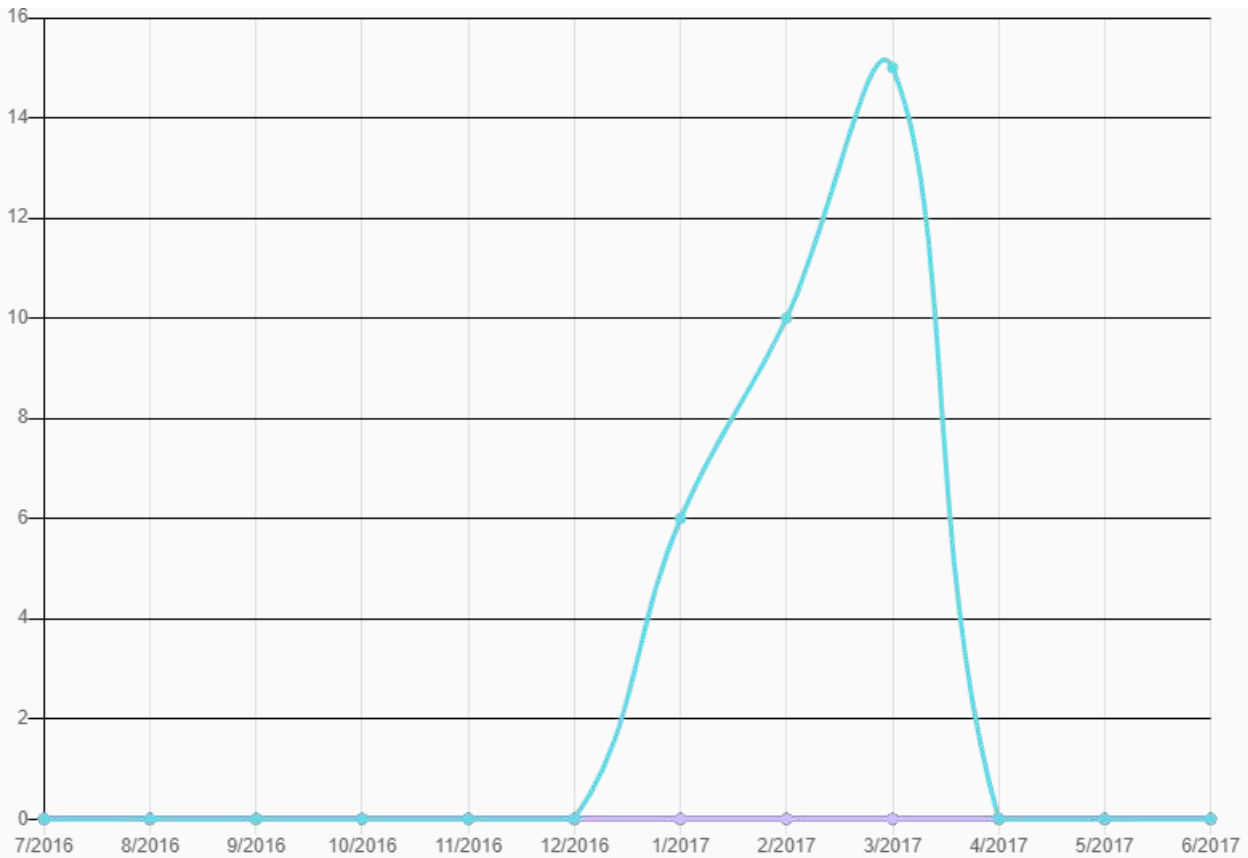


- # Free Food Resources Identified All by 12/31/2017
- # Free Food Resources Identified All by 12/31/2017 Target Goal
- Cumulative # Accessing WMFC Food Pantries List on Garrett Guide of 500 by 12/31/2018
- Cumulative # Accessing WMFC Food Pantries List on Garrett Guide of 500 by 12/31/2018 Target Goal
- Population Penetration Rate of 5% by 12/31/2018
- Population Penetration Rate of 5% by 12/31/2018 Target Goal
- Population Engagement Rate of 3% by 12/31/2018
- Population Engagement Rate of 3% by 12/31/2018 Target Goal
- # of brochures distributed to service providers of 500 by 02/01/2018
- # of brochures distributed to service providers of 500 by 02/01/2018 Target Goal
- Cumulative # of Food Resources Accessed on the Digital Resource Guide
- Cumulative # of Food Resources Accessed on the Digital Resource Guide Target Goal

Group Measures

Fiscal Year 2017 Data Visualization (July-June)



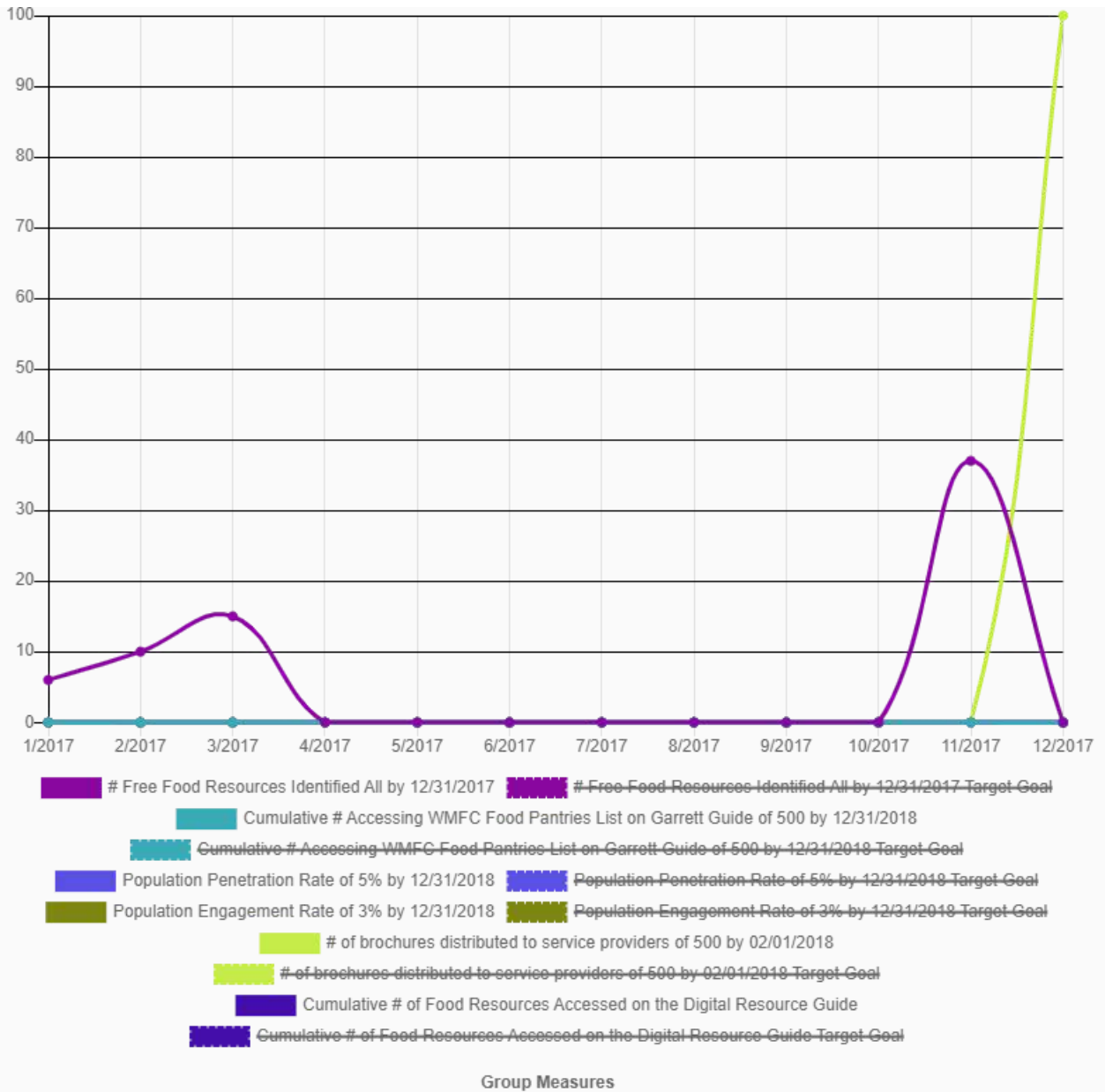


- # Free Food Resources Identified All by 12/31/2017
- # Free Food Resources Identified All by 12/31/2017 Target Goal
- Cumulative # Accessing WMFC Food Pantries List on Garrett Guide of 500 by 12/31/2018
- Cumulative # Accessing WMFC Food Pantries List on Garrett Guide of 500 by 12/31/2018 Target Goal
- Population Penetration Rate of 5% by 12/31/2018
- Population Penetration Rate of 5% by 12/31/2018 Target Goal
- Population Engagement Rate of 3% by 12/31/2018
- Population Engagement Rate of 3% by 12/31/2018 Target Goal
- # of brochures distributed to service providers of 500 by 02/01/2018
- # of brochures distributed to service providers of 500 by 02/01/2018 Target Goal
- Cumulative # of Food Resources Accessed on the Digital Resource Guide
- Cumulative # of Food Resources Accessed on the Digital Resource Guide Target Goal

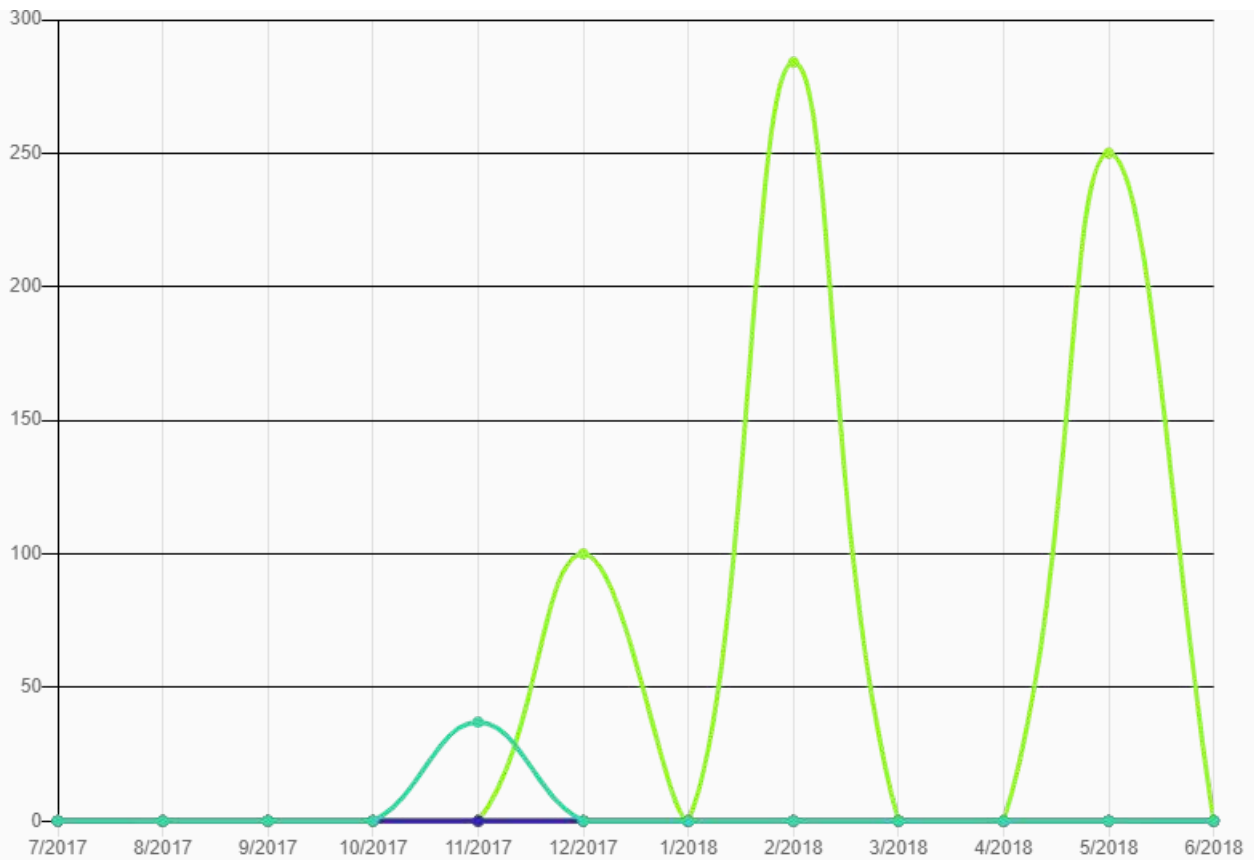
Group Measures

Calendar Year 2017 Data Visualization





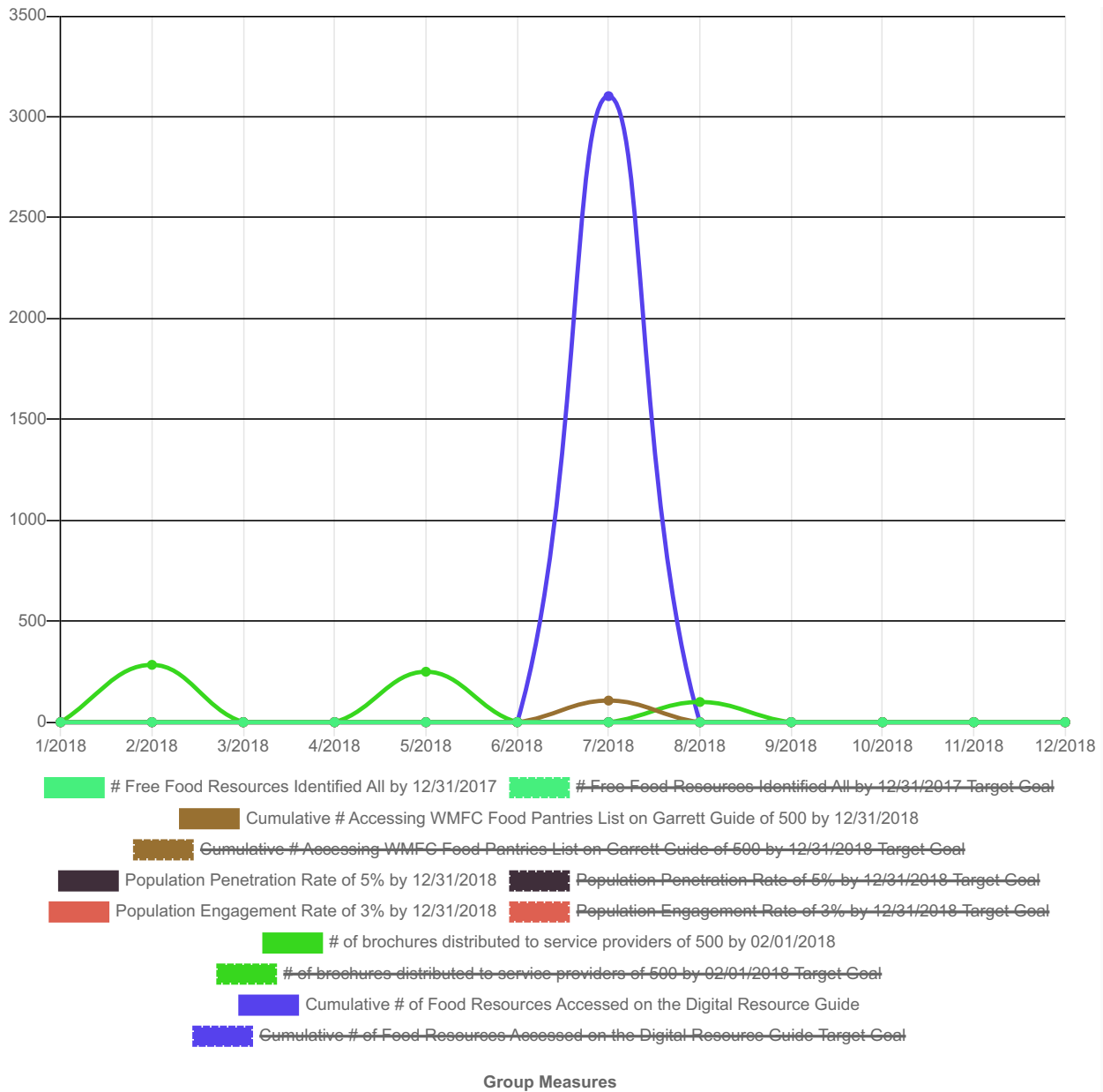
Fiscal Year 2018 Data Visualization (July-June)



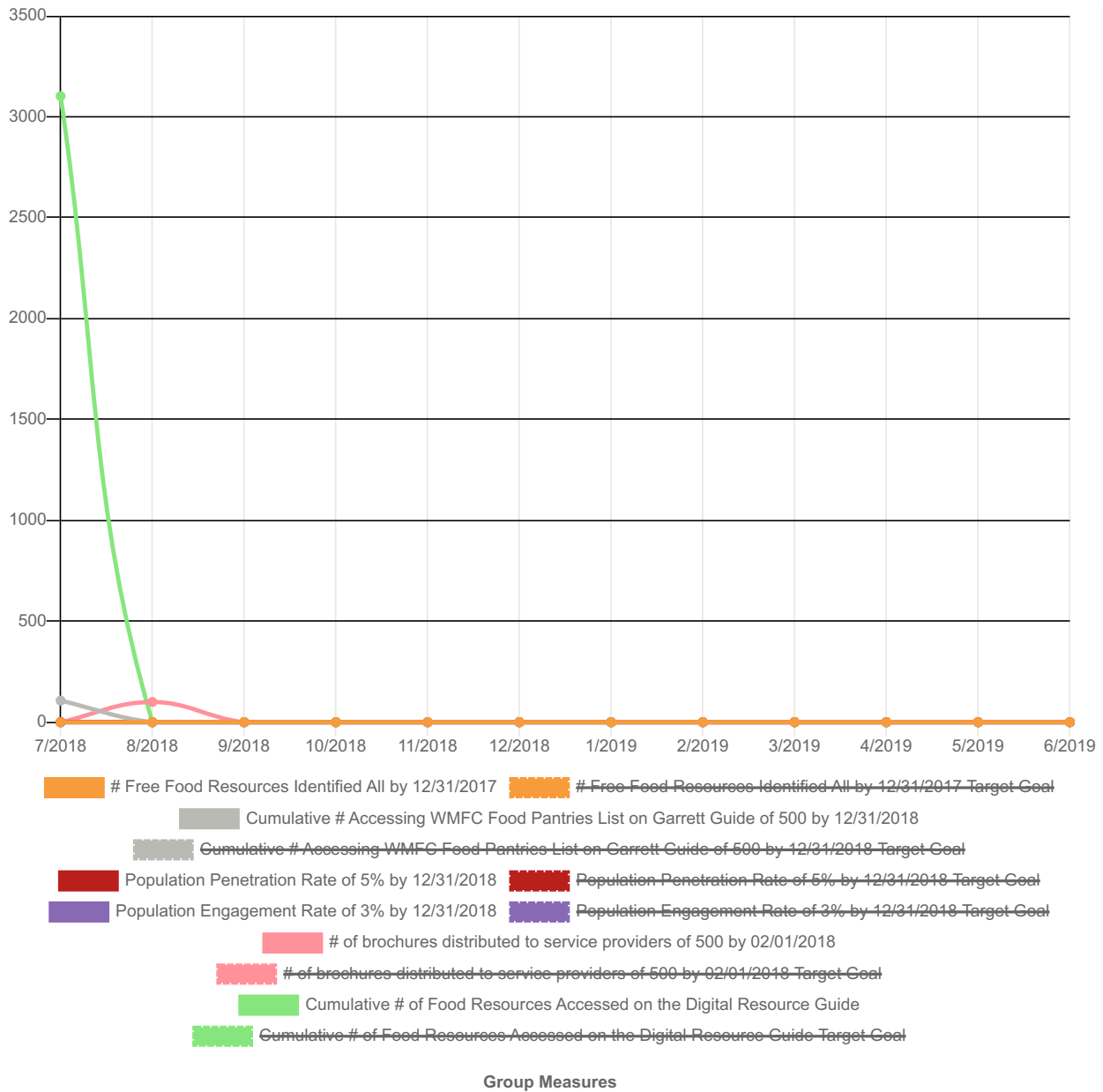
- # Free Food Resources Identified All by 12/31/2017
- # Free Food Resources Identified All by 12/31/2017 Target Goal
- Cumulative # Accessing WMFC Food Pantries List on Garrett Guide of 500 by 12/31/2018
- Cumulative # Accessing WMFC Food Pantries List on Garrett Guide of 500 by 12/31/2018 Target Goal
- Population Penetration Rate of 5% by 12/31/2018
- Population Penetration Rate of 5% by 12/31/2018 Target Goal
- Population Engagement Rate of 3% by 12/31/2018
- Population Engagement Rate of 3% by 12/31/2018 Target Goal
- # of brochures distributed to service providers of 500 by 02/01/2018
- # of brochures distributed to service providers of 500 by 02/01/2018 Target Goal
- Cumulative # of Food Resources Accessed on the Digital Resource Guide
- Cumulative # of Food Resources Accessed on the Digital Resource Guide Target Goal

Group Measures

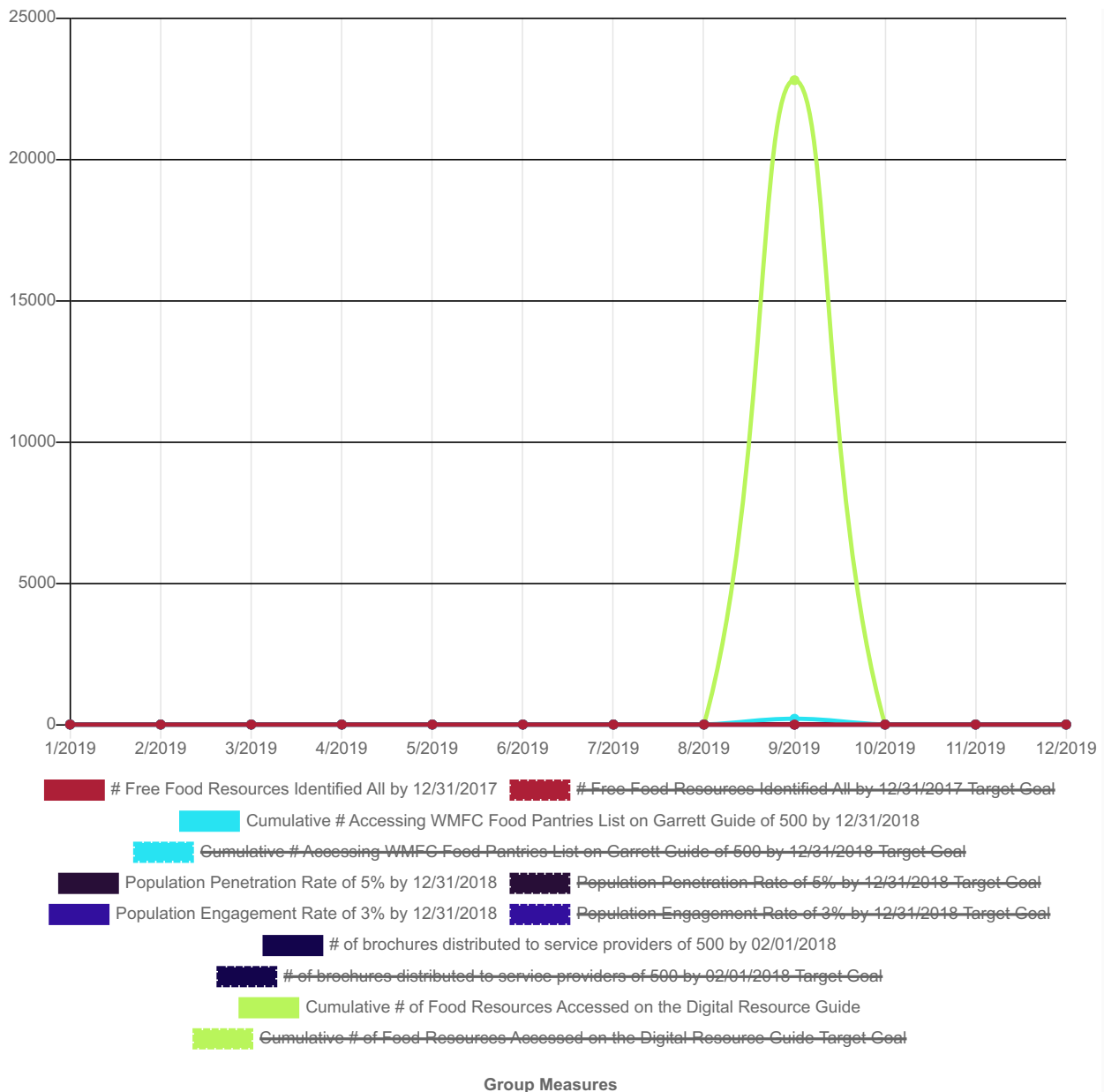
Calendar Year 2018 Data Visualization



Fiscal Year 2019 Data Visualization (July-June)



Calendar Year 2019 Data Visualization



Last Modification

Gillian Shreve edited this group on September 19, 2019.

Shelley Argabrite edited this group on August 14, 2018.

John Corbin edited this group on August 14, 2018.

John Corbin edited this group on August 14, 2018.

Shelley Argabrite edited this group on August 14, 2018.

Cheryl DeBerry edited this group on August 07, 2018.

Cheryl DeBerry edited this group on August 07, 2018.

Contributing Community Participants

[Lacy Coffren](#), [Gillian Shreve](#), [Juli McCoy](#), [Juliet Sanders](#), [Ann Sherrard](#), [Joseph Burger](#), [Kendra McLaughlin](#), [Kathaleen Skipper](#), [Jennifer Corc](#)

Sponsored by the Garrett County Health Department. Transparency is important, [read all of our policies here](#). Built with in Garrett County, Maryland.





Garrett College Community Aquatic and Recreation Complex

Public Group a month ago

Leave Group

GROUP ADMINS



Health Improvement Strategy

"Garrett College Community Aquatic and Recreation Complex"

["https://mygarrettcountry.com/groups/garrett-college-community-aquatic-and-recreation-complex/"](https://mygarrettcountry.com/groups/garrett-college-community-aquatic-and-recreation-complex/)

Goal:

Increase the number of children that are physically active on a regular basis.

Strategy Description:

We targeting our youth population for increased use of the facility. The application of this goal will promote new programs, summer camps

Level of Change:

Programs

Primary Focus Area:

Chronic Diseases and their common risk factors: lack of physical activity, poor nutrition, and tobacco use

Data Category Tag:

Estimated Implementation Date:

2016-11-01

Estimated Completion Date:

2020-12-31



Estimated Ease of Implementation:

Moderate

Estimated Cost of Implementation:

Moderate

Potential Community Benefit:

High

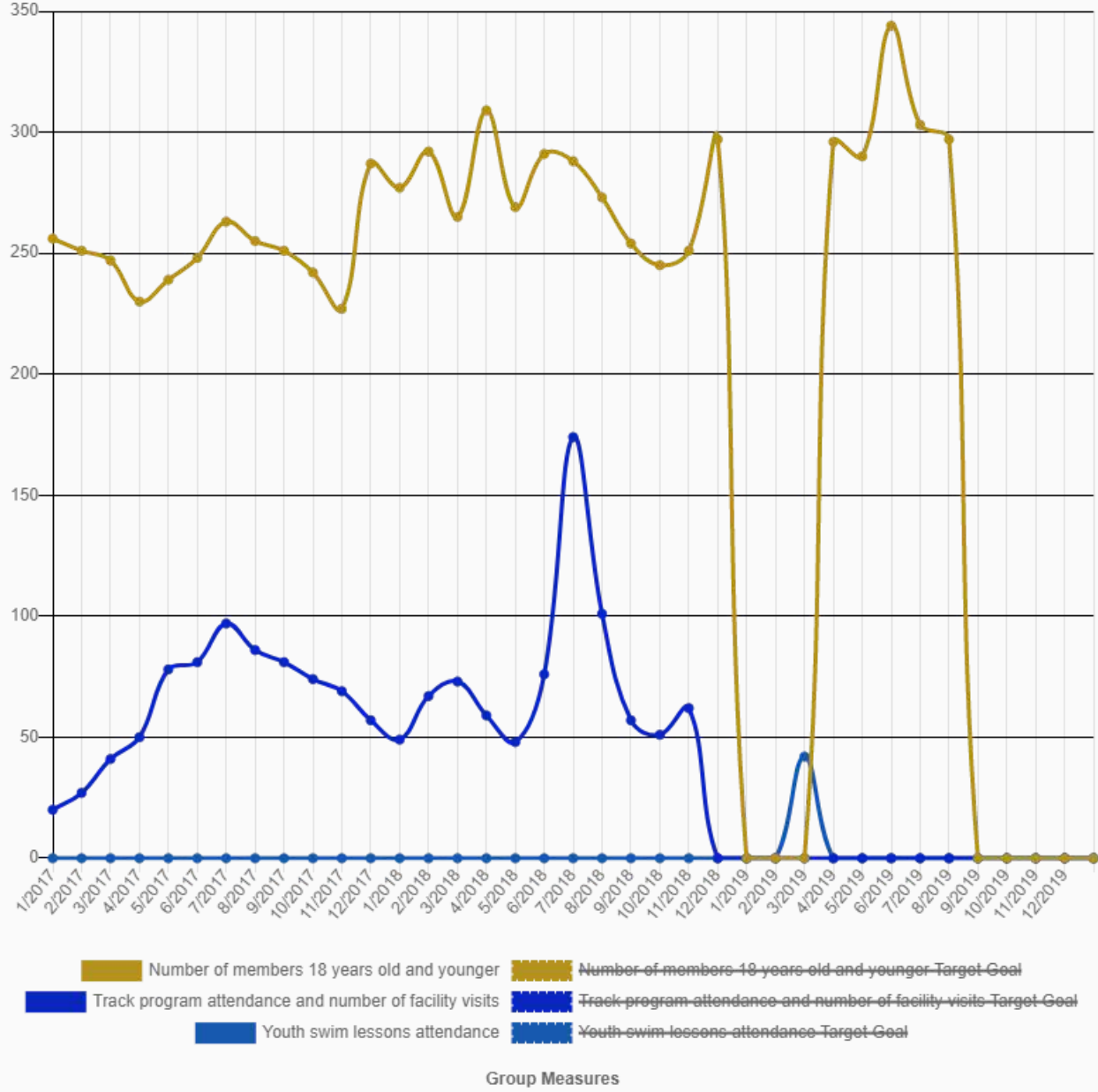
Research:

Measurements	Target Goal	Status	Desired Trend	Contributor	January 2017	February 2017	March 2017	April 2017	May 2017
Number of members 18 years old and younger	300	Active			256	251	247	230	239

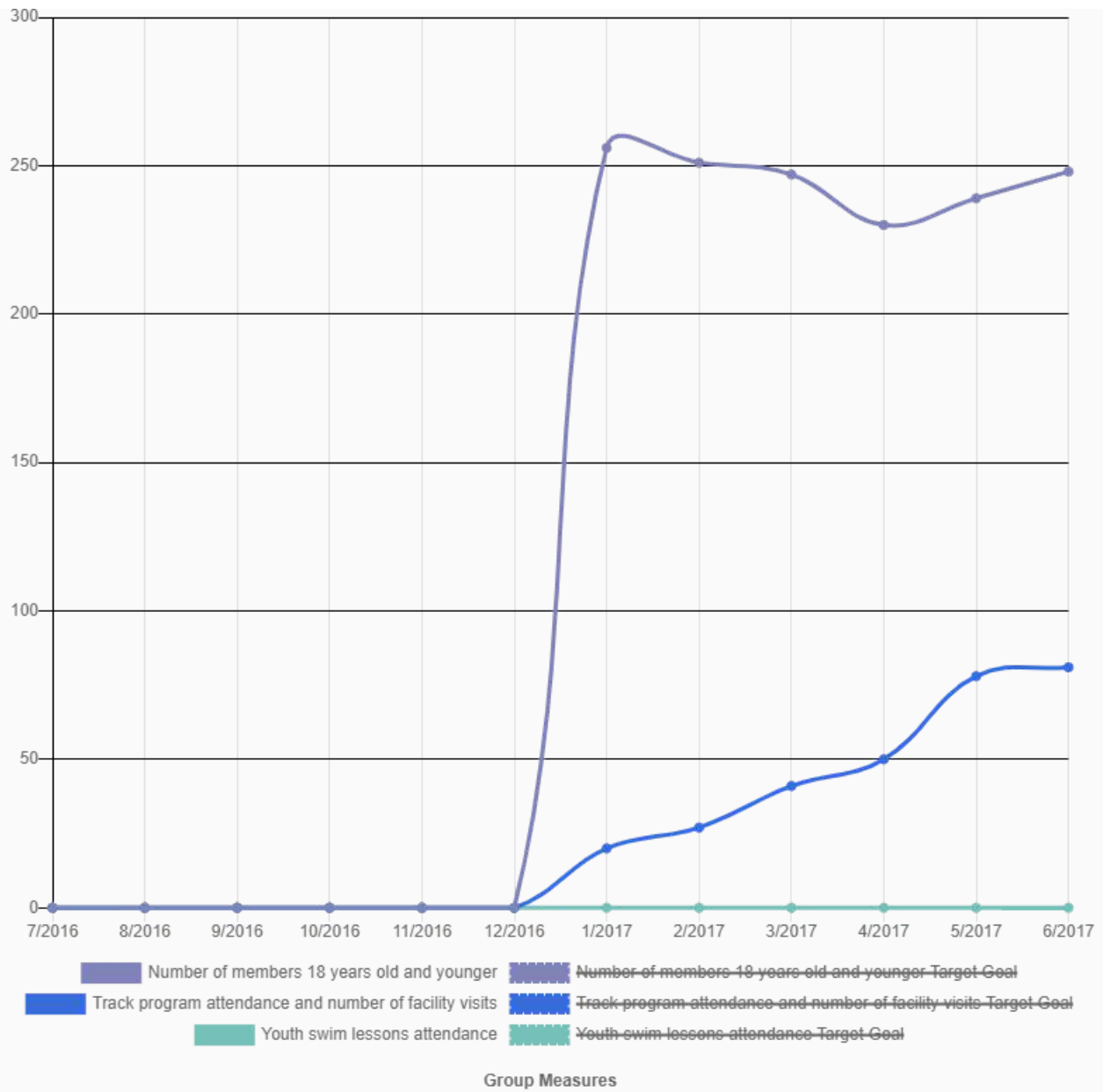
Track program attendance and number of facility visits	100	Active				20	27	41	50	78
Youth swim lessons attendance		Active								

Data Narrative

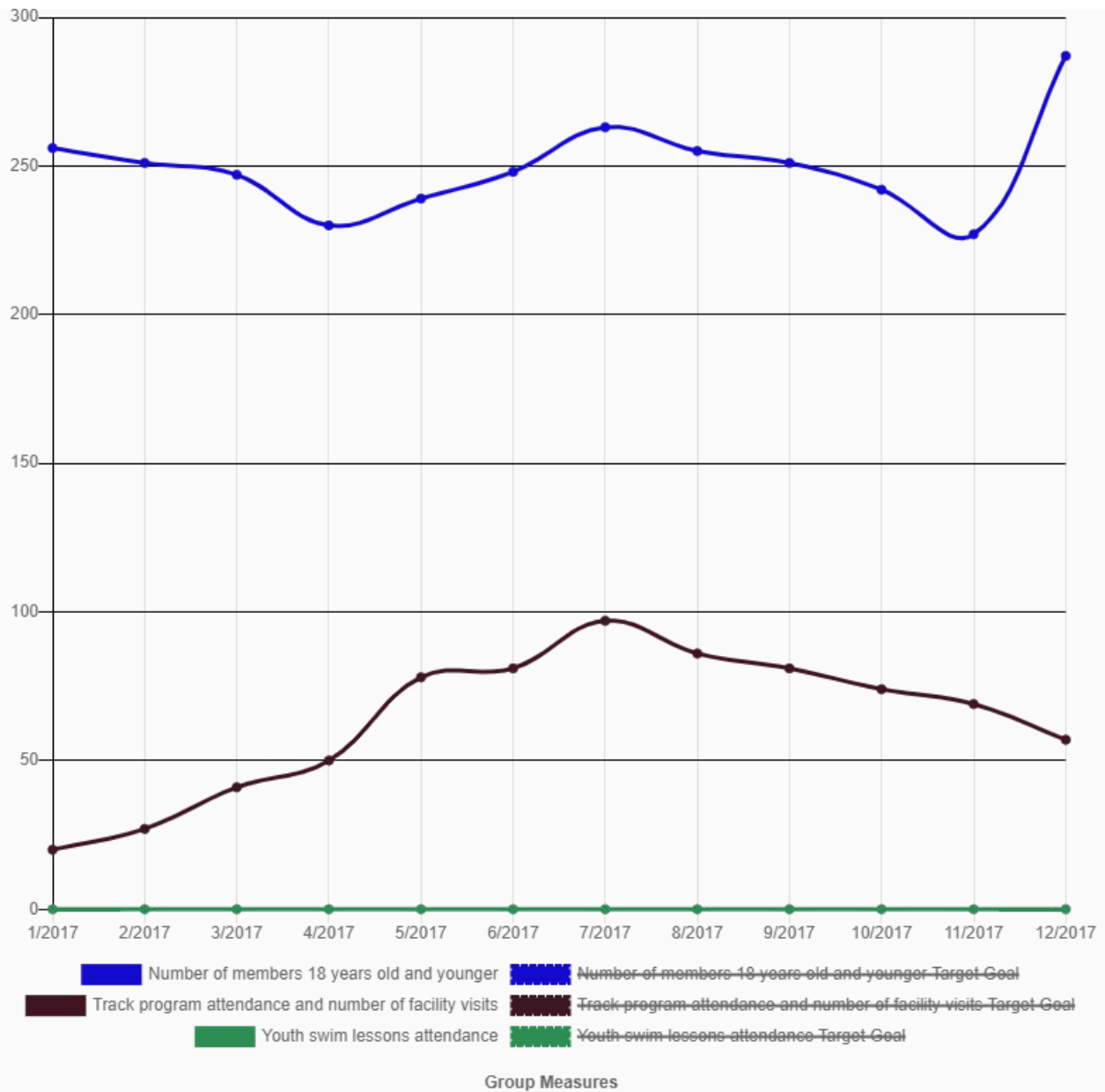
Scaled Data Visualization



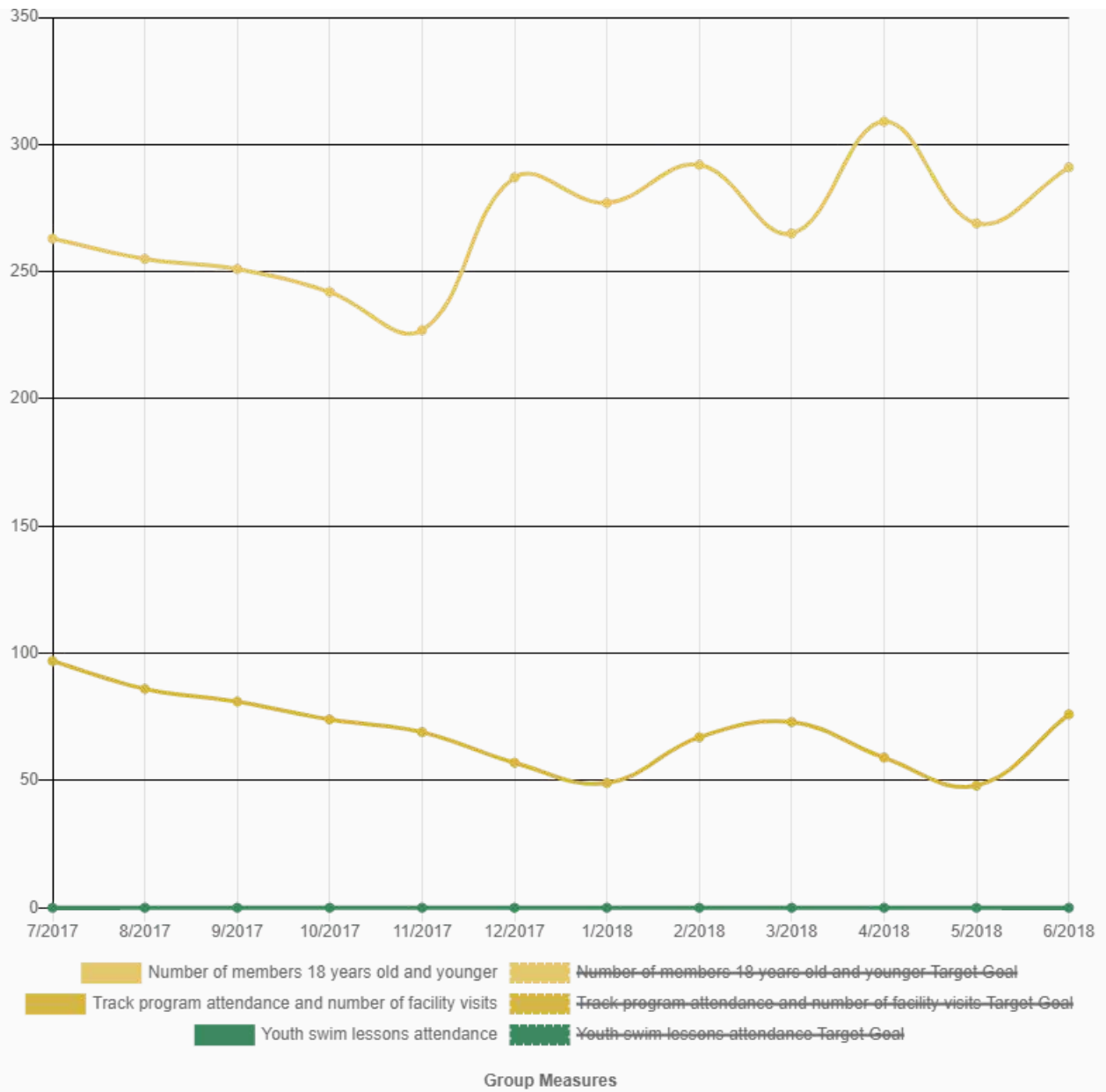
Fiscal Year 2017 Data Visualization (July-June)



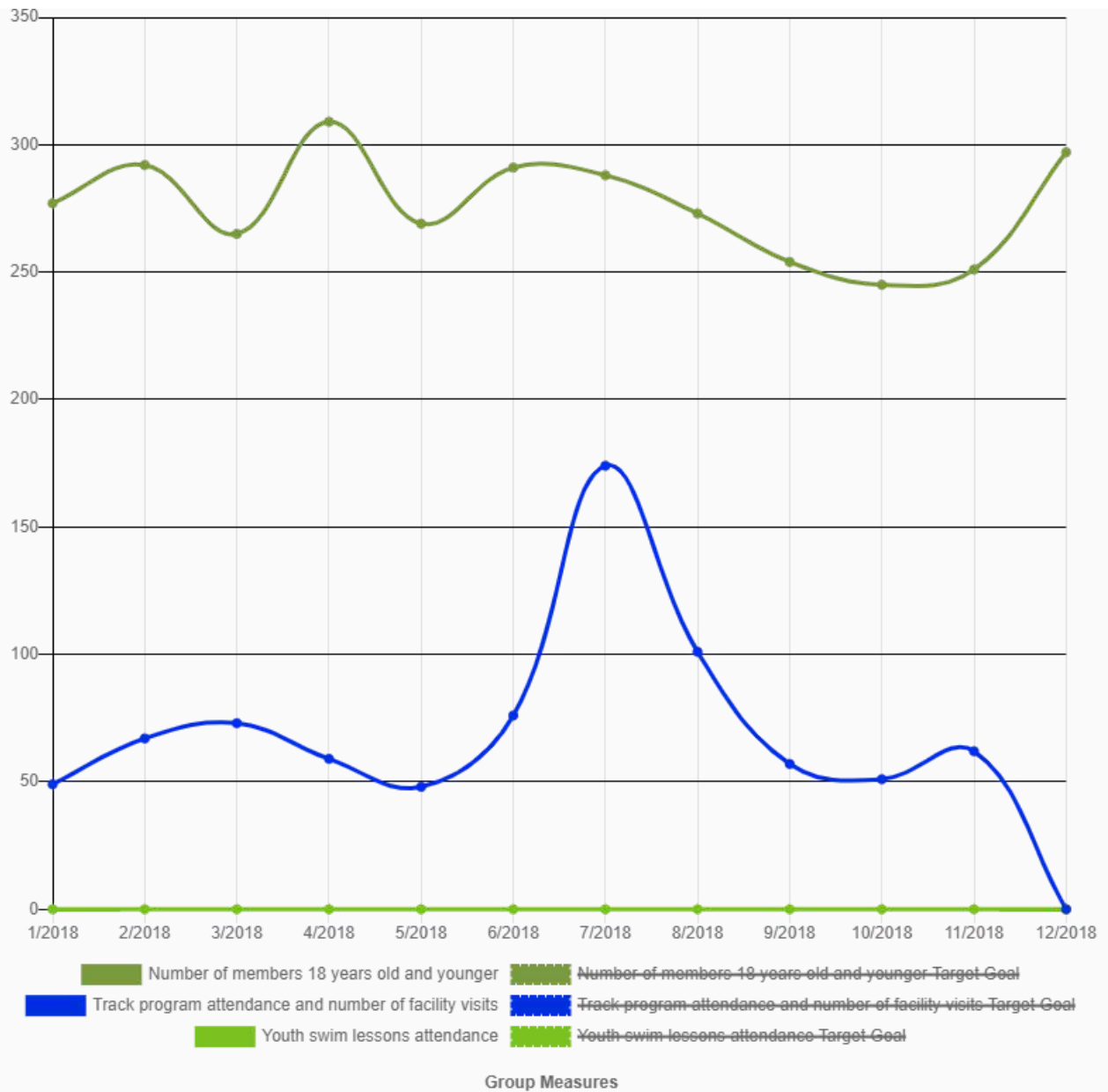
Calendar Year 2017 Data Visualization



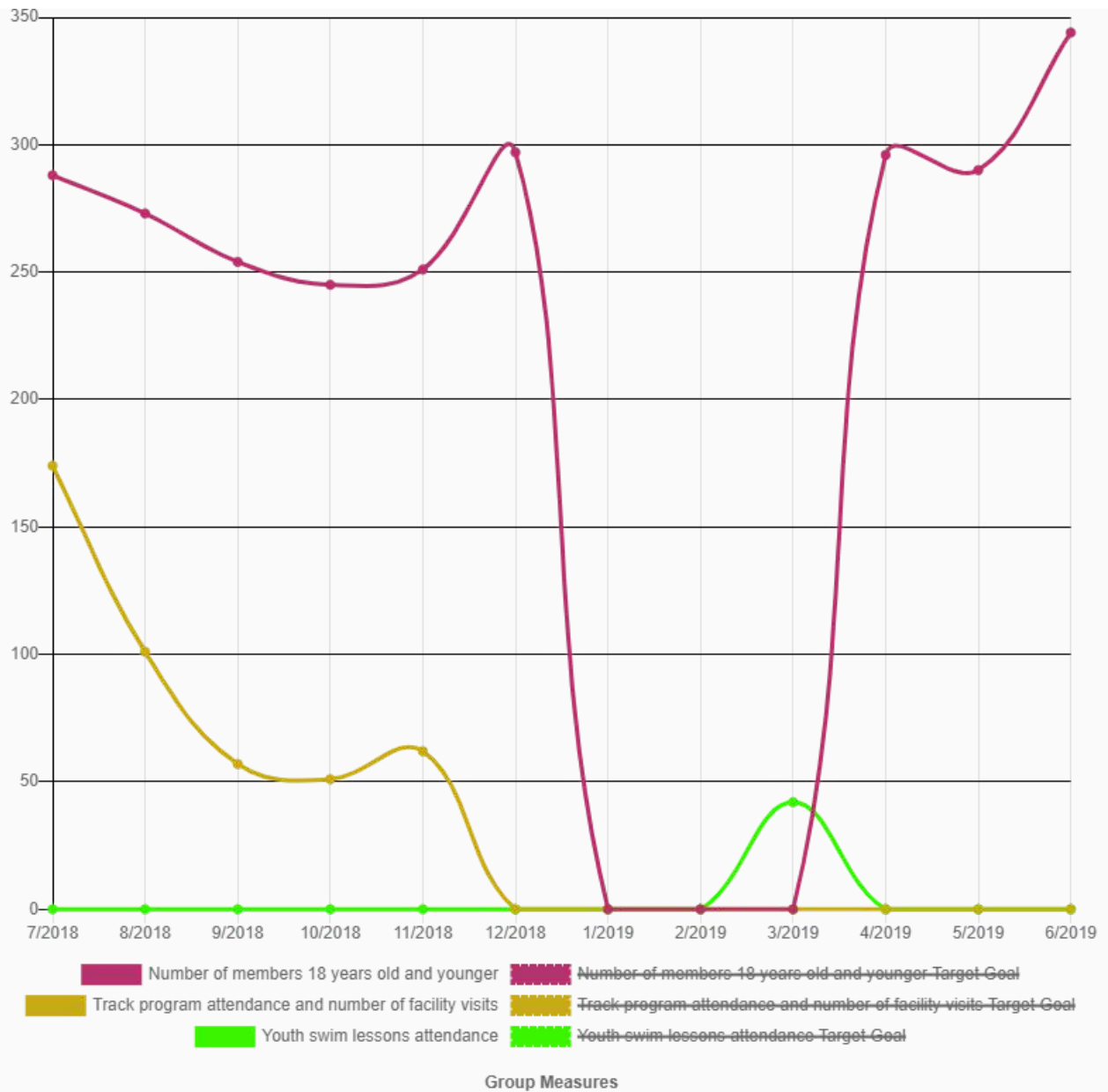
Fiscal Year 2018 Data Visualization (July-June)



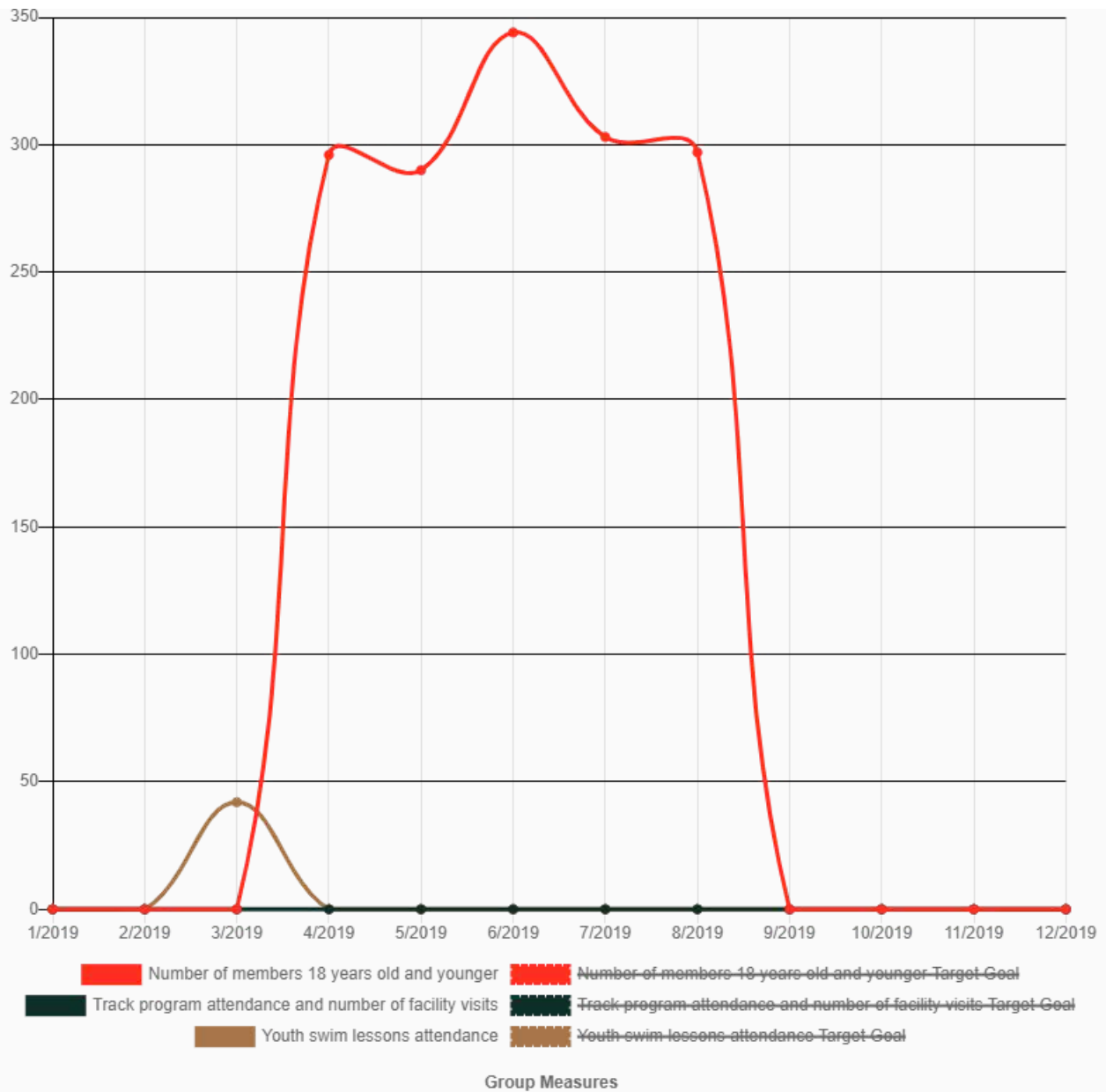
Calendar Year 2018 Data Visualization



Fiscal Year 2019 Data Visualization (July-June)



Calendar Year 2019 Data Visualization



Last Modification

Steve Putnam edited this group on September 03, 2019.

Steve Putnam edited this group on August 09, 2019.

Steve Putnam edited this group on July 01, 2019.

Steve Putnam edited this group on June 13, 2019.

Steve Putnam edited this group on May 15, 2019.

Steve Putnam edited this group on April 03, 2019.

Steve Putnam edited this group on April 01, 2019.

Steve Putnam edited this group on March 11, 2019.

Steve Putnam edited this group on March 05, 2019.

Steve Putnam edited this group on March 05, 2019.

Steve Putnam edited this group on March 01, 2019.

Steve Putnam edited this group on February 06, 2019.

Steve Putnam edited this group on February 04, 2019.

Steve Putnam edited this group on January 09, 2019.

Steve Putnam edited this group on January 03, 2019.

Steve Putnam edited this group on January 03, 2019.

Steve Putnam edited this group on December 04, 2018.

Steve Putnam edited this group on November 29, 2018.

Steve Putnam edited this group on November 09, 2018.

Steve Putnam edited this group on October 31, 2018.

Steve Putnam edited this group on October 04, 2018.

Steve Putnam edited this group on September 05, 2018.

Steve Putnam edited this group on September 04, 2018.

Steve Putnam edited this group on August 07, 2018.

Steve Putnam edited this group on July 30, 2018.

Steve Putnam edited this group on July 03, 2018.

Steve Putnam edited this group on June 01, 2018.



Contributing Community Participants

[Juliet Sanders](#), [Rose M Clark](#), [Brian X. Murray](#), [Chris Baker](#), [Christy Lambert](#), [Jessica](#), [Christine](#), [Deborah Carpenter](#), [Lindsey Bernal](#), [Candace](#)



Garrett County Breast and Cervical Cancer Screening Programs

Public Group 3 months ago

Leave Group

GROUP ADMINS



Health Improvement Strategy

"Garrett County Breast and Cervical Cancer Screening Programs"

["https://mygarrettcountry.com/groups/garrett-county-breast-and-cervical-cancer-screening-programs/"](https://mygarrettcountry.com/groups/garrett-county-breast-and-cervical-cancer-screening-programs/)

Goal:

The goal of BCCP is to increase cancer screenings in the form of breast exams, mammograms, and Pap tests to Garrett County Women.

Strategy Description:

Level of Change:

Systems

Primary Focus Area:

Chronic Diseases and their common risk factors: lack of physical activity, poor nutrition, and tobacco use

Data Category Tag:

GCHD Personal Health

Estimated Implementation Date:

Estimated Completion Date:

Estimated Ease of Implementation:

Easy



Estimated Cost of Implementation:

Low

Potential Community Benefit:

Very High

Research:

- Select all
- Deselect all
- Copy
- CSV
- Excel
- JSON

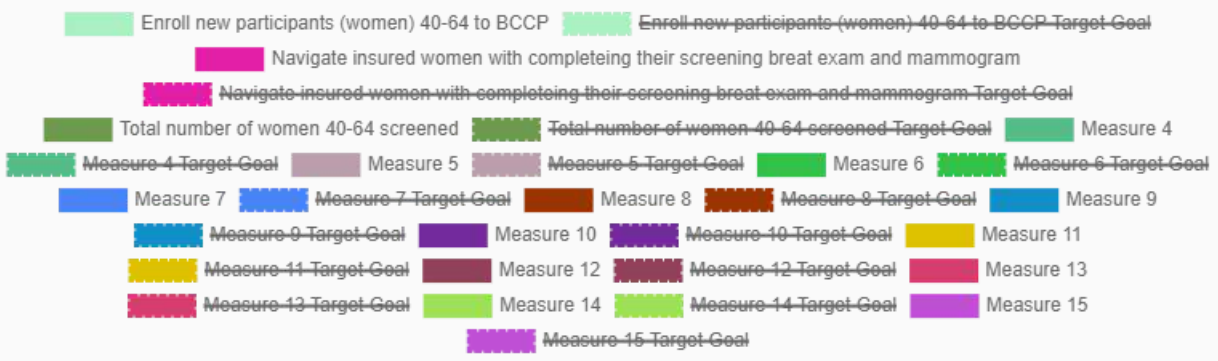
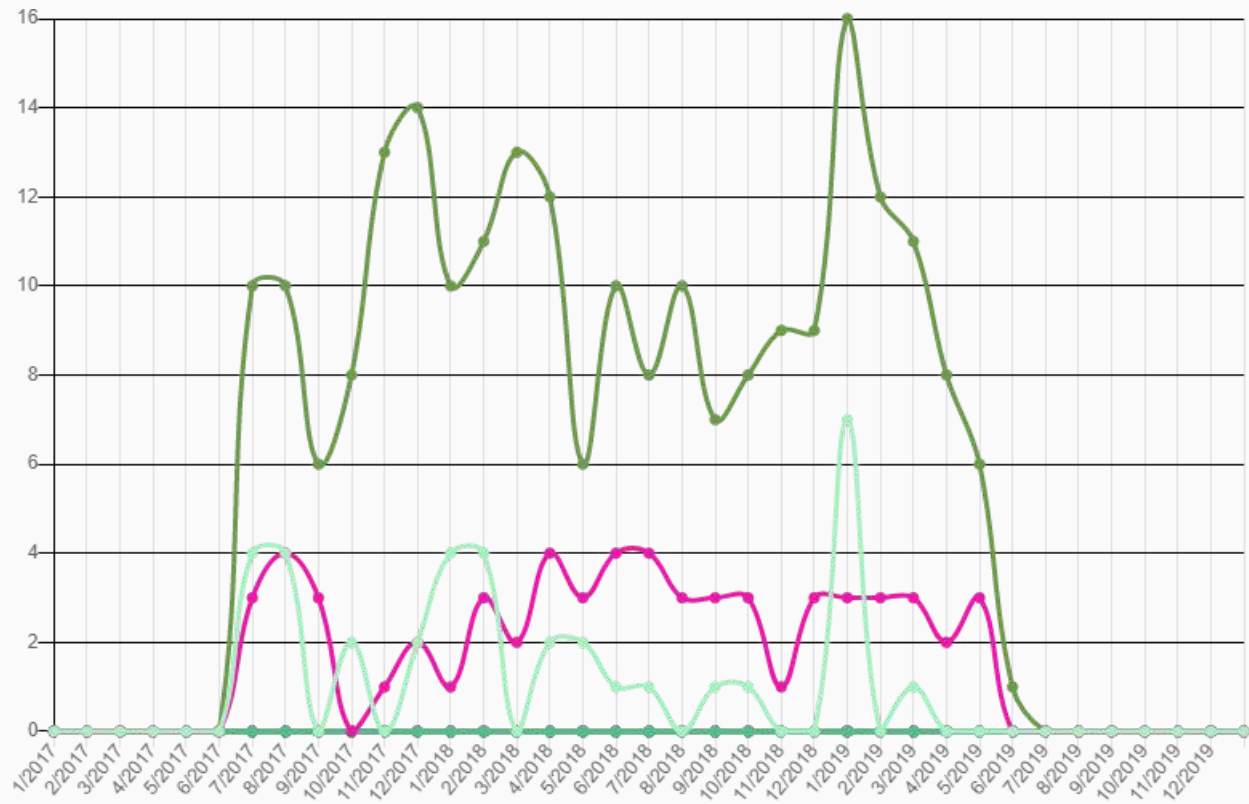
Measurements	Target Goal	Status	Desired Trend	Contributor	January 2017	February 2017	March 2017	April 2017	Ma 2017
Enroll new participants (women) 40-64 to BCCP	20	Active	Increase	Caroline Evans					

Navigate insured women with completing their screening breast exam and mammogram	30	Active	Increase	Caroline Evans						
Total number of										

Showing 1 to 15 of 15 entries

Data Narrative

Scaled Data Visualization

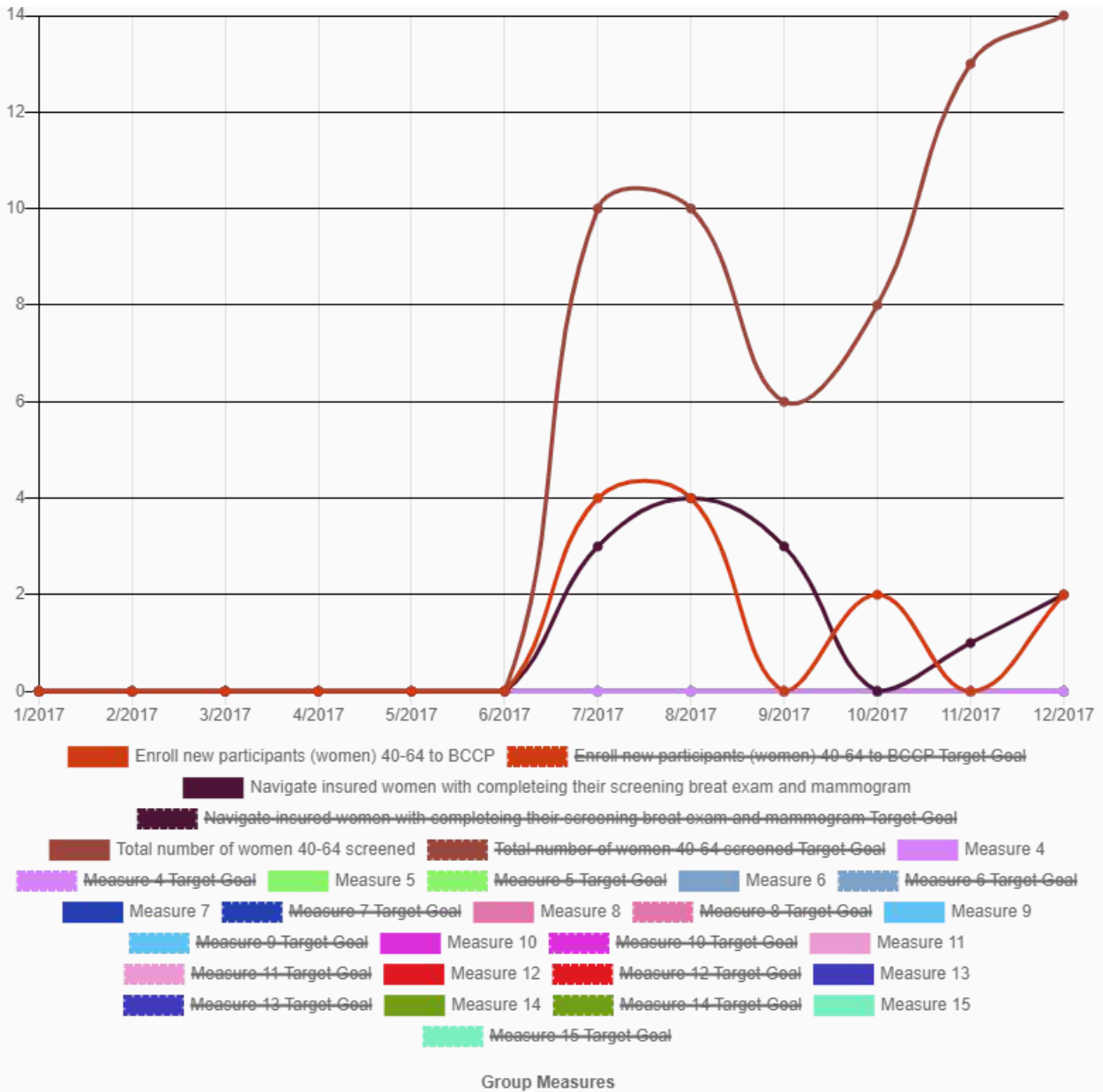


Group Measures

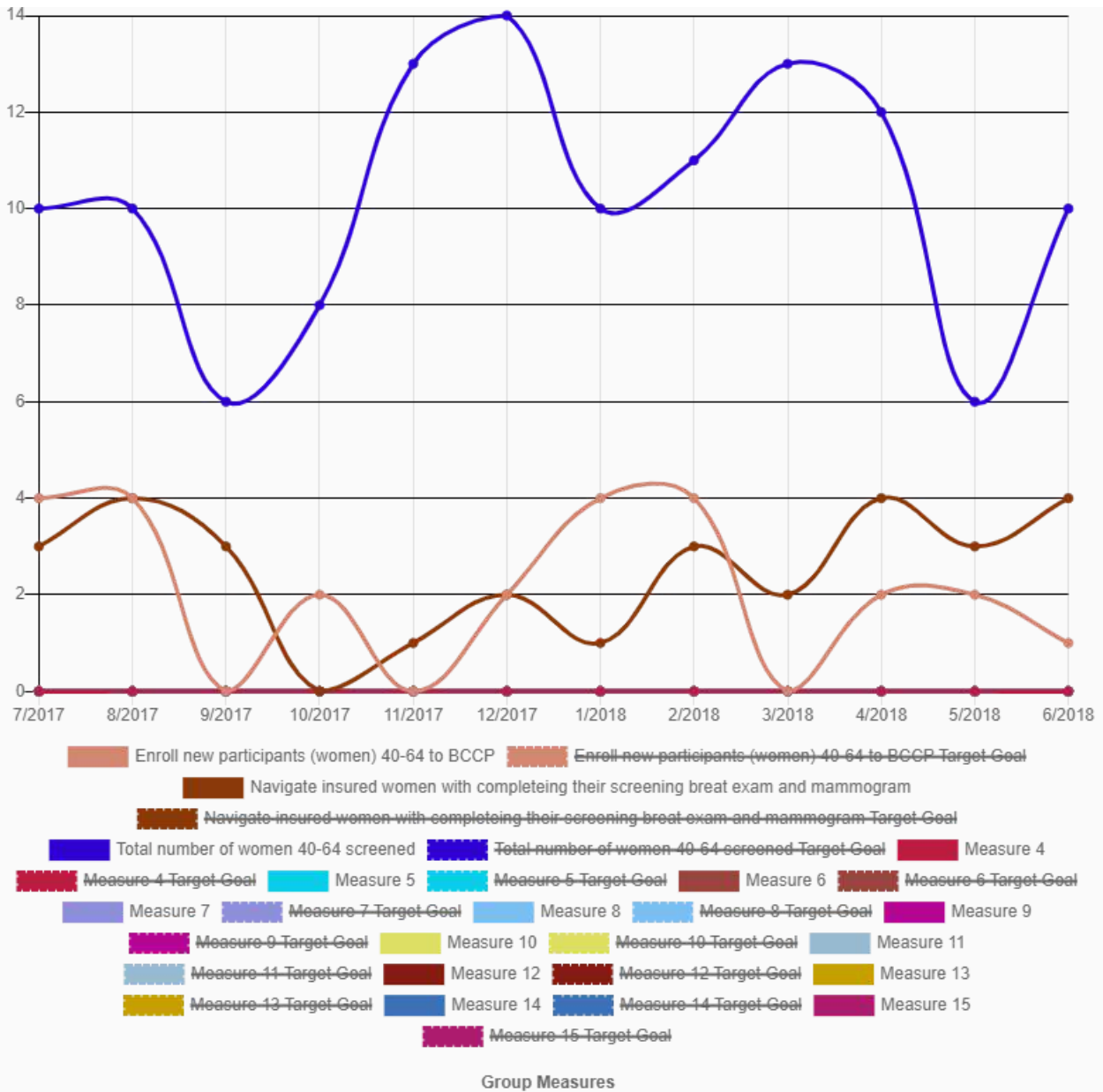
Fiscal Year 2017 Data Visualization (July-June)



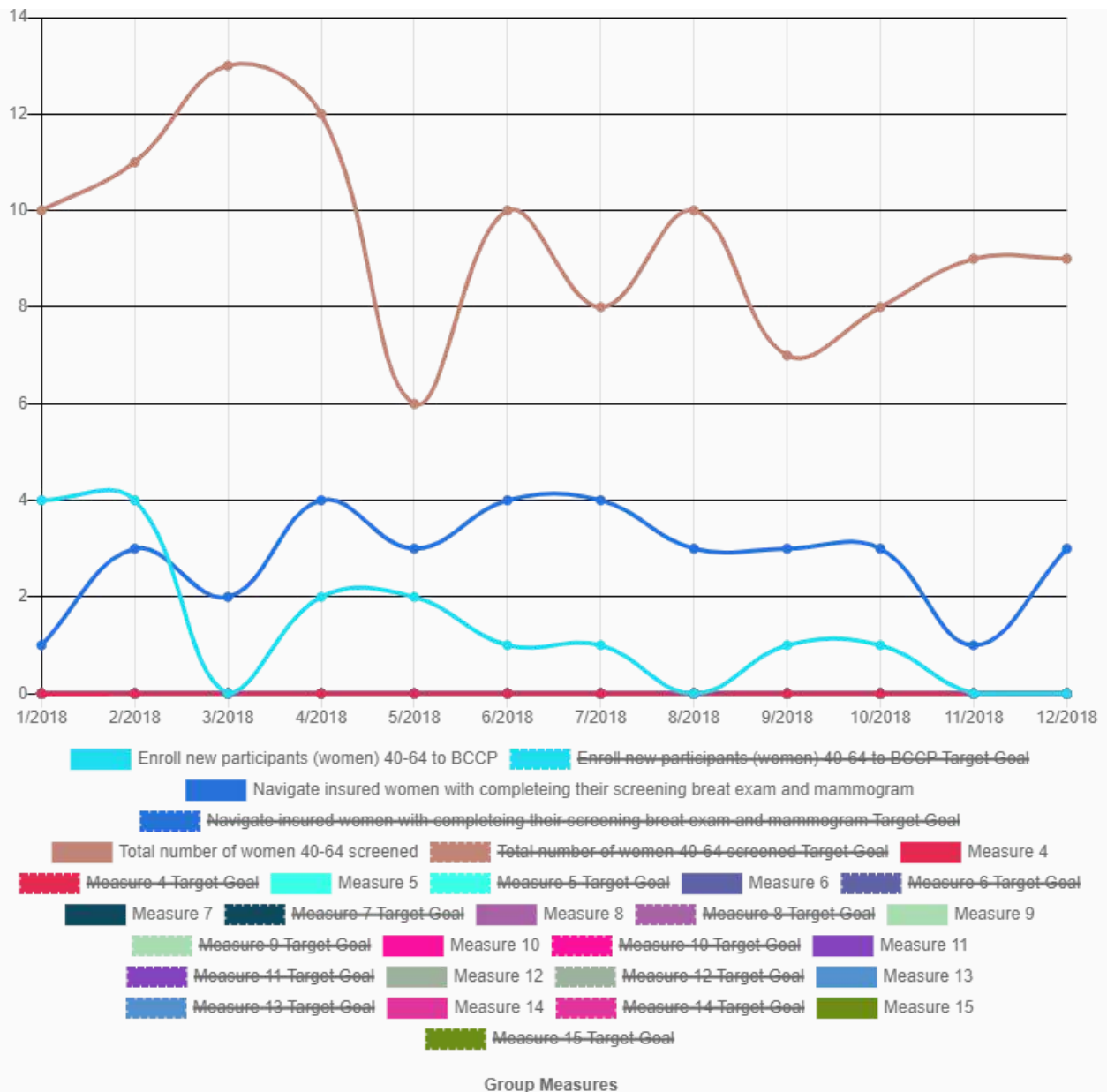
Calendar Year 2017 Data Visualization



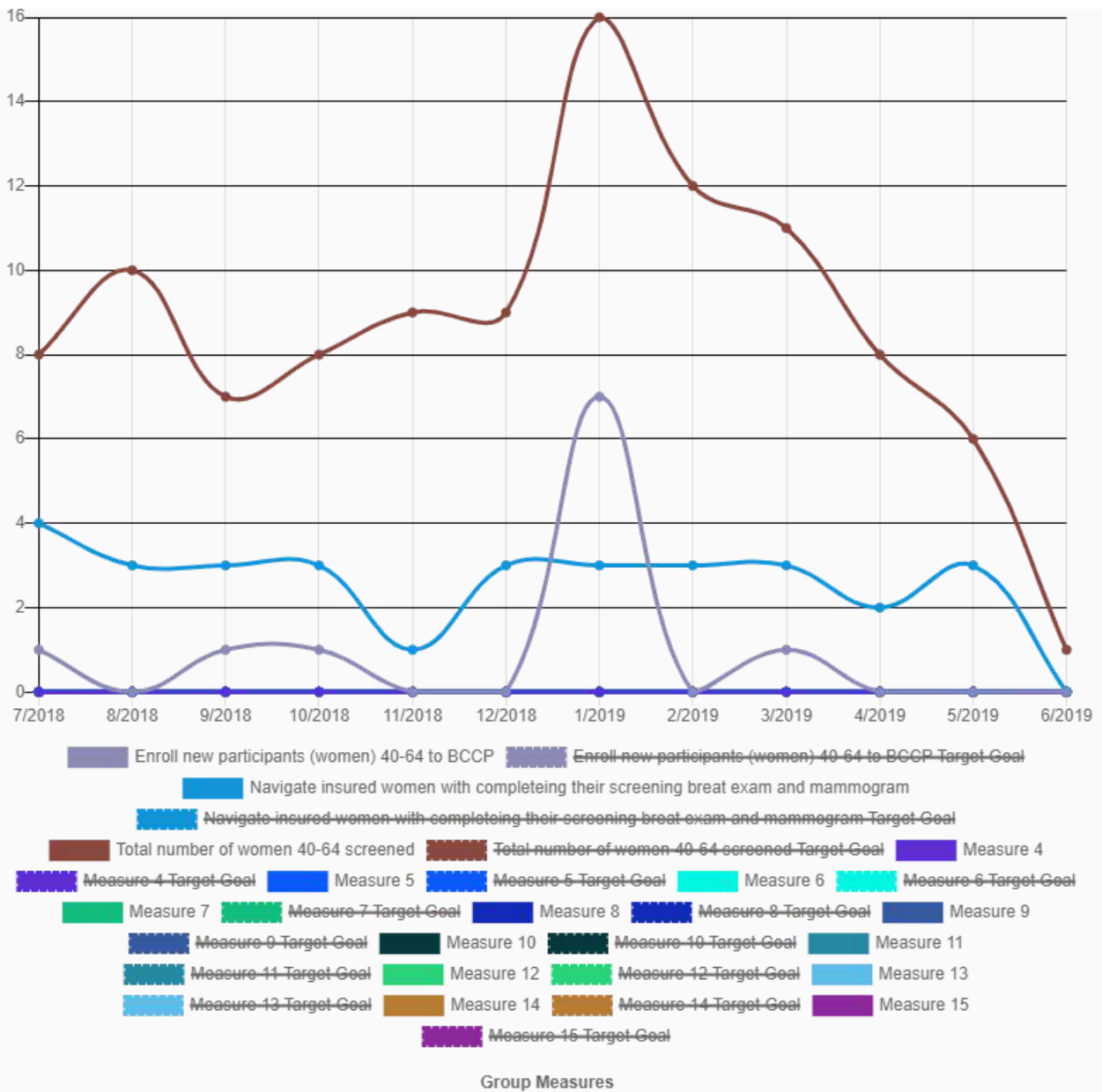
Fiscal Year 2018 Data Visualization (July-June)



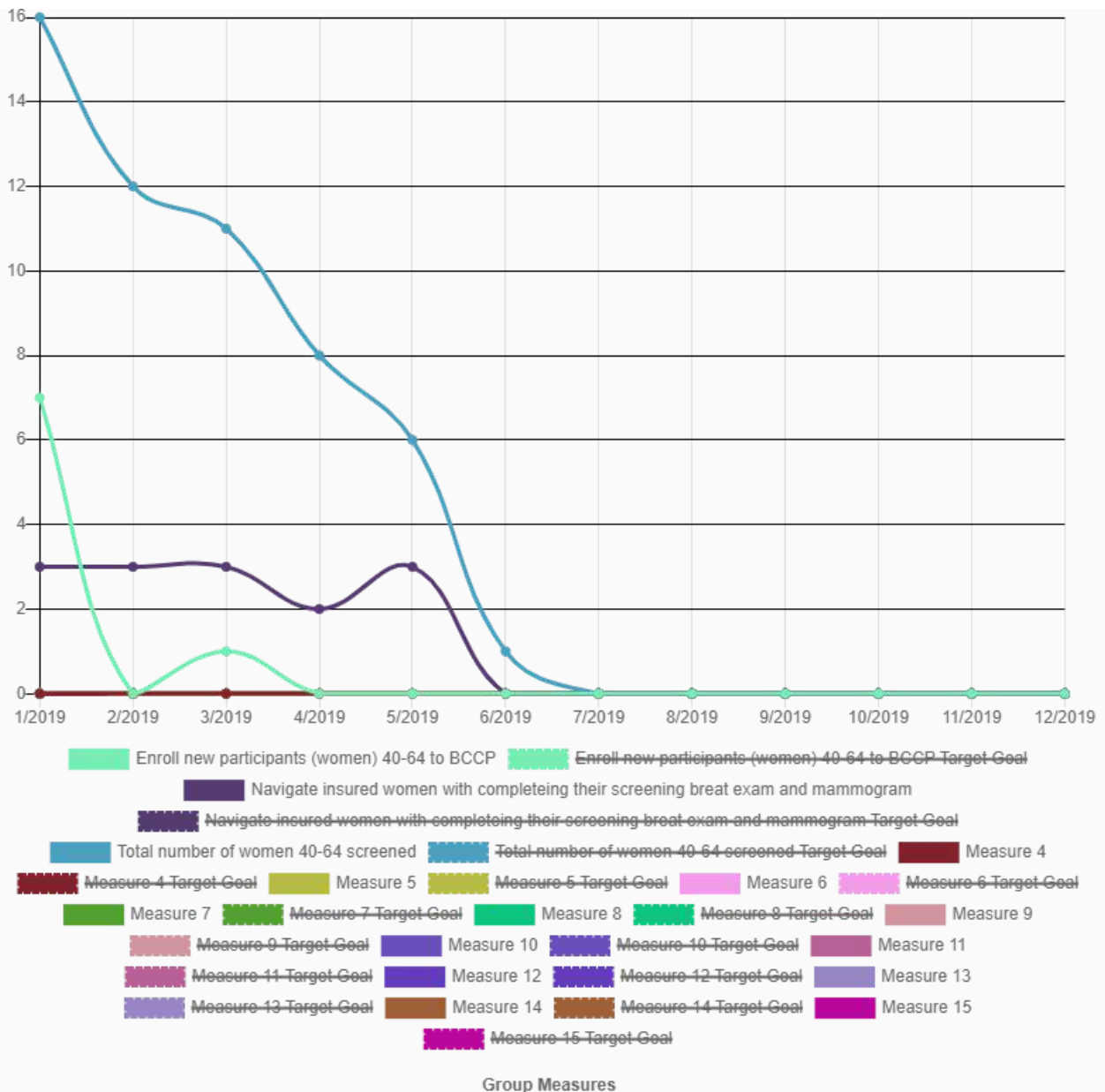
Calendar Year 2018 Data Visualization



Fiscal Year 2019 Data Visualization (July-June)



Calendar Year 2019 Data Visualization



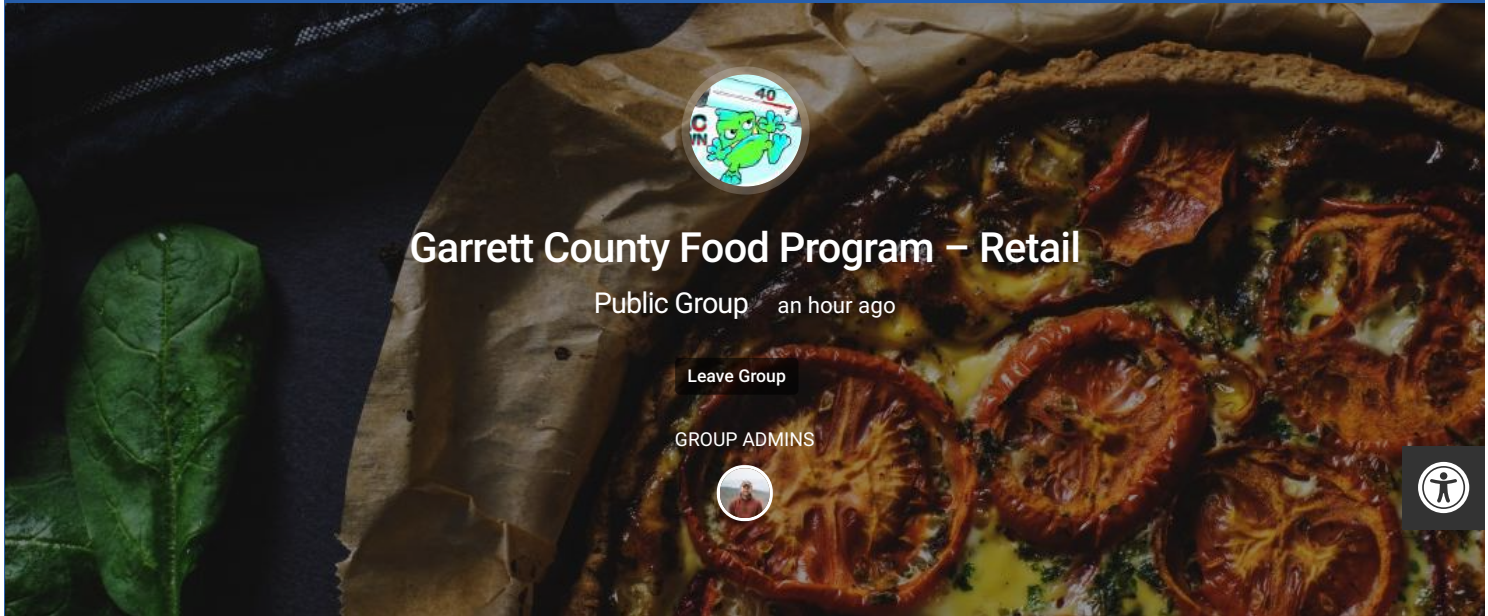
Last Modification

- Caroline Evans edited this group on July 17, 2019.
- Caroline Evans edited this group on February 19, 2019.
- Caroline Evans edited this group on November 26, 2018.
- Caroline Evans edited this group on November 26, 2018.
- Caroline Evans edited this group on July 19, 2018.
- Caroline Evans edited this group on June 29, 2018.
- Caroline Evans edited this group on June 08, 2018.
- Caroline Evans edited this group on June 08, 2018.
- Caroline Evans edited this group on June 08, 2018.
- Caroline Evans edited this group on June 08, 2018.

Contributing Community Participants

Sponsored by the Garrett County Health Department. Transparency is important, [read all of our policies here](#). Built with ❤️ in Garrett County, Maryland.





Health Improvement Strategy

"Garrett County Food Program – Retail"

["https://mygarrettcountry.com/groups/food-program/"](https://mygarrettcountry.com/groups/food-program/)

Goal:

Strategy Description:

Level of Change:

Primary Focus Area:

Data Category Tag:

Estimated Implementation Date:

Estimated Completion Date:

Estimated Ease of Implementation:

Estimated Cost of Implementation:



Potential Community Benefit:

Research:

Select all Deselect all Copy CSV Excel JSON									
Measurements	Target Goal	Status	Desired Trend	Contributor	January 2017	February 2017	March 2017	April 2017	Ma 2017
Active Food Service Facilities		Active							
Cumulative Food Service Facility Inspections	495	Active	Increase						
High Priority Food Service Inspections		Active							
Cumulative High Priority Food Service Inspections	306	Active							


Showing 1 to 11 of 11 entries

Data Narrative

- **Active Food Service Facilities**
 - This does not include 52 Excluded Organizations, 29 Seasonal Food Service Facilities, and Temporary Food Services
- **Cumulative Food Service Facility Inspections**
 - All active food service facility inspections. This does not include Excluded Organizations, Seasonal Food Service Inspections, or Temporary Food Services
- **High Priority Food Service Inspections**
 - 102 Facilities X 3 inspections per year
 - A high priority facility, a facility that: (a) Is a health care facility; or (b) Serves potentially hazardous food that is prepared: (i) A food that is prepared using methods that require the food to pass through the temperature range of 41F to 135F not more than one time; and (ii) A food that is cut, assembled, or packaged on the premises, such as meats; and
- **Moderate Priority Food Service Inspections**
 - 84 Facilities X 2 inspections per year
 - A moderate priority facility, a facility that serves potentially hazardous food:
 - (a) That is prepared using methods that require the food to pass through the temperature range of 41F to 135F not more than one time; and
 - (b) That is cut, assembled, or packaged on the premises, such as meats; and
- **Low Priority Food Service Inspections**
 - 41 Facilities that are inspected once every 2 years
 - A low priority facility, a facility that serves:
 - (a) Commercially packaged potentially hazardous foods directly to the consumer;
 - (b) Non-potentially hazardous food that is cut, assembled, or packaged on the premises, such as candy, popcorn, and baked goods
 - (c) Hand dipped ice cream.
- **Seasonal Food Service Facility Inspections**
 - A facility that operates less than 12 months must be inspected once every 6 months. The 30 seasonal facilities are typically opened during the summer months.



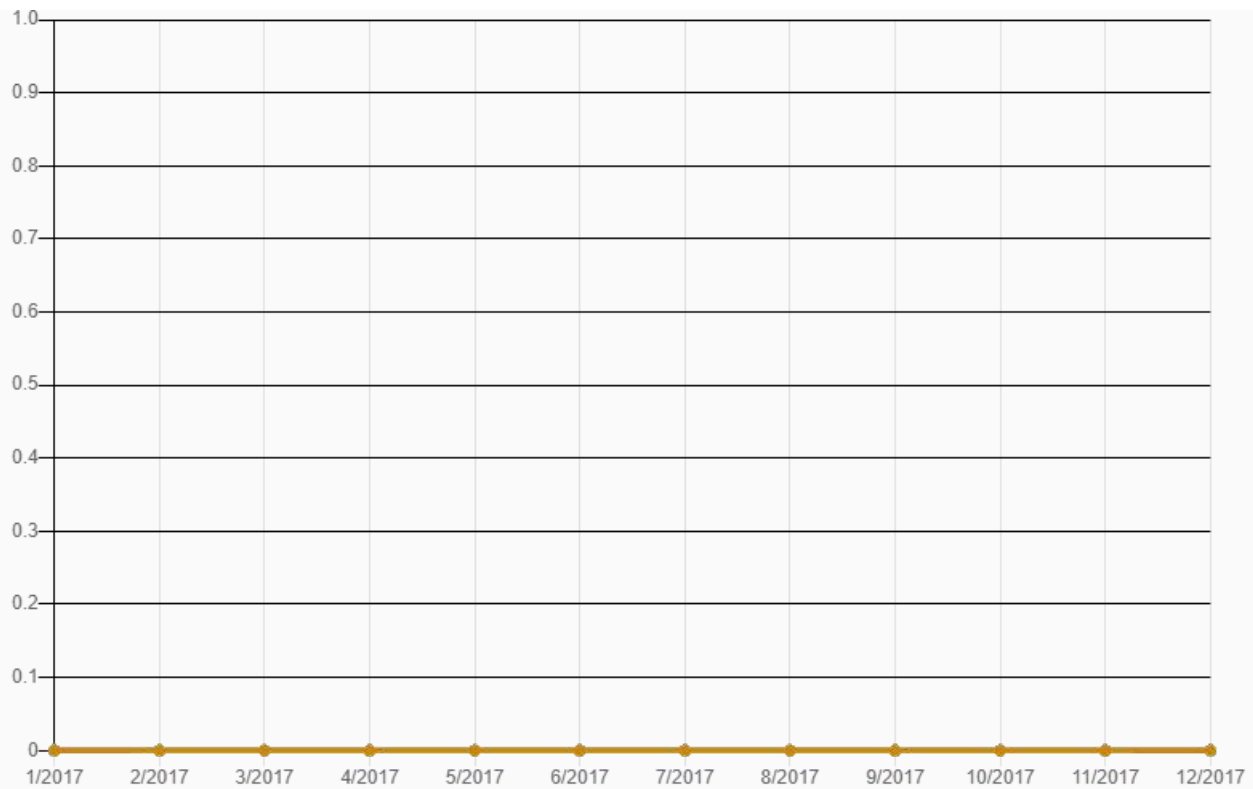
Scaled Data Visualization



Fiscal Year 2017 Data Visualization (July-June)

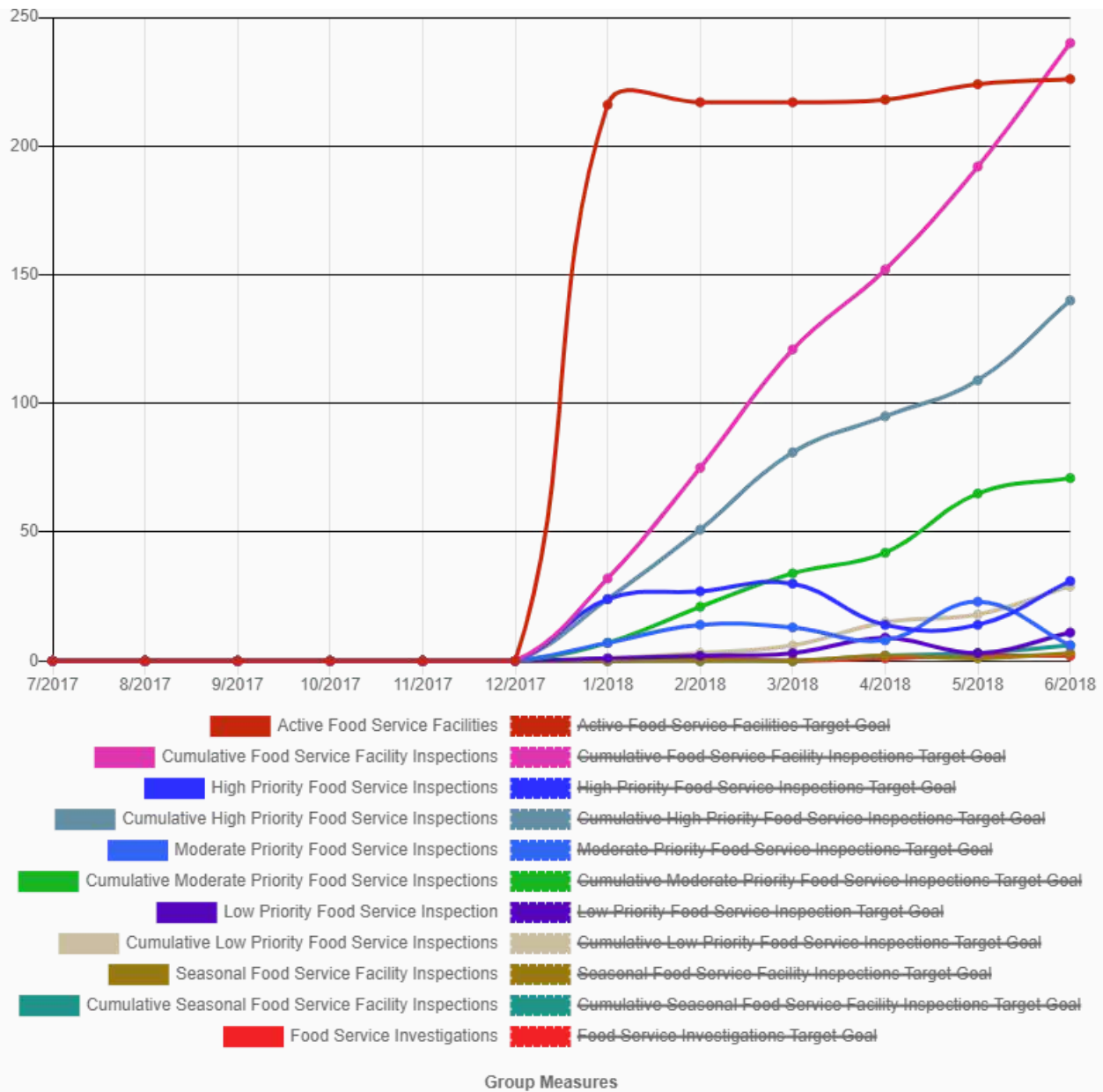


Calendar Year 2017 Data Visualization

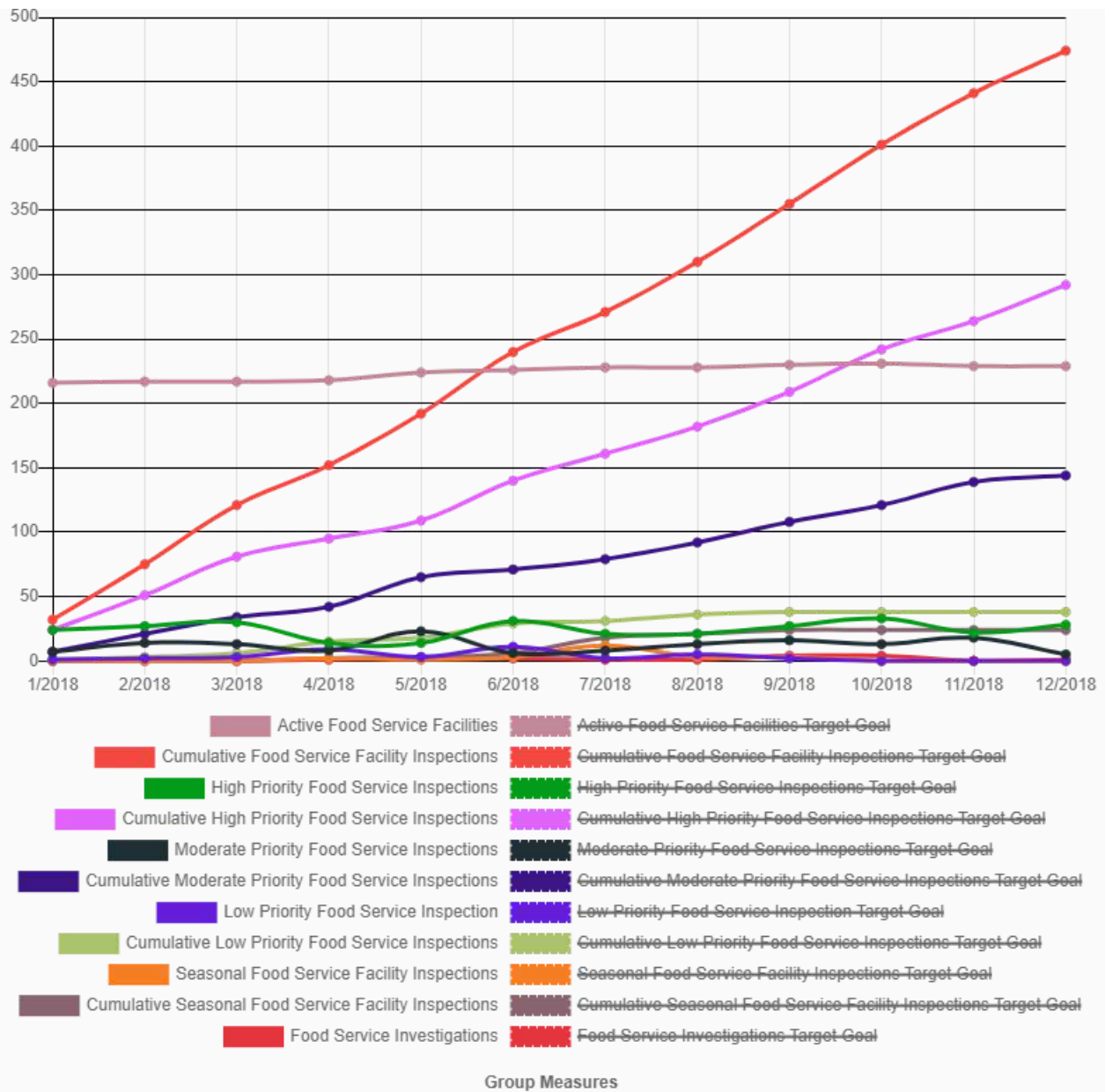


Group Measures

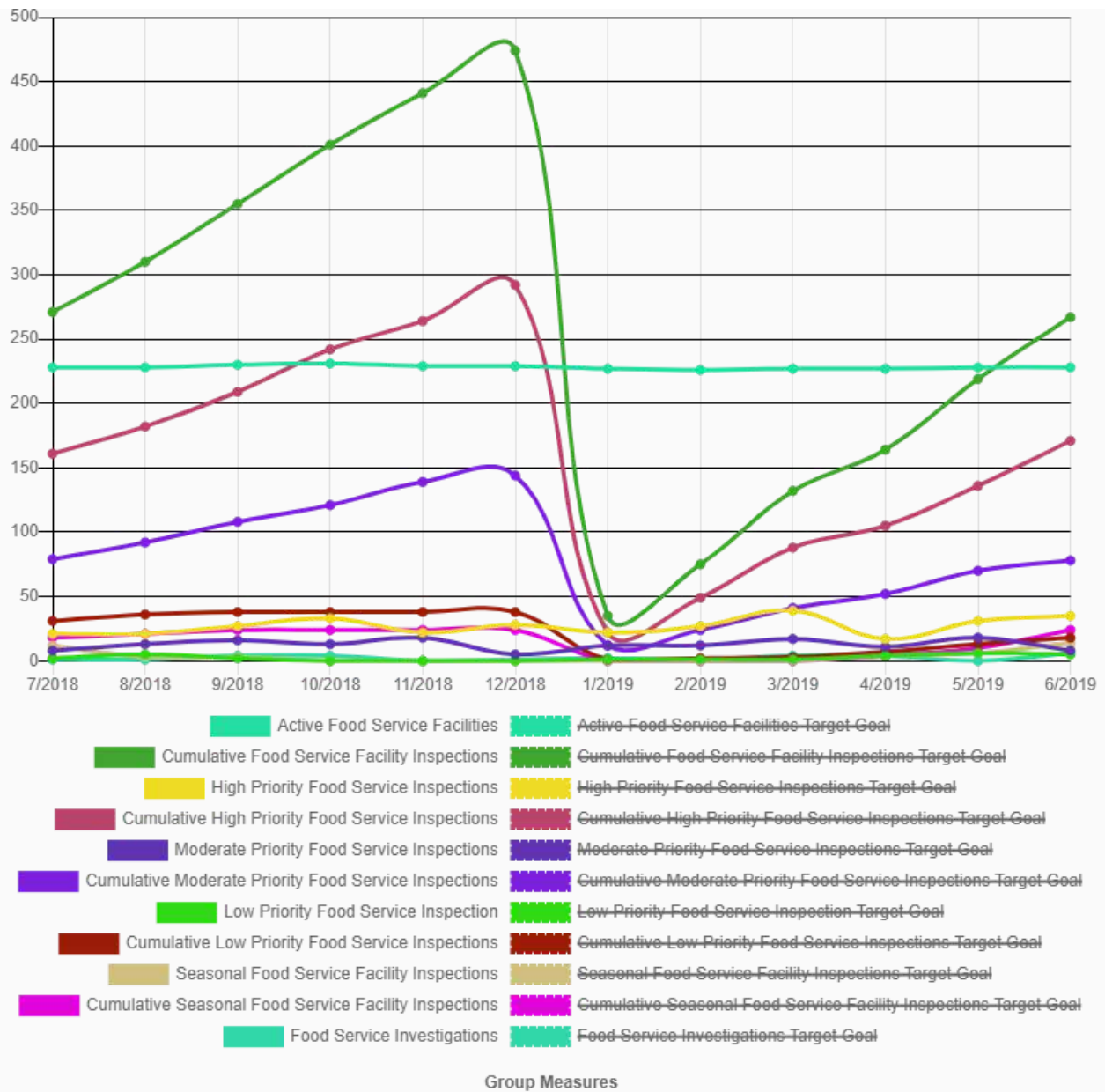
Fiscal Year 2018 Data Visualization (July-June)




Calendar Year 2018 Data Visualization



Fiscal Year 2019 Data Visualization (July-June)



Calendar Year 2019 Data Visualization



Last Modification

- Bryce Manges edited this group on September 05, 2019.
- Bryce Manges edited this group on September 04, 2019.
- Bryce Manges edited this group on July 31, 2019.
- Bryce Manges edited this group on July 02, 2019.
- Bryce Manges edited this group on June 05, 2019.
- Bryce Manges edited this group on June 05, 2019.
- Bryce Manges edited this group on May 01, 2019.
- Bryce Manges edited this group on May 01, 2019.
- Bryce Manges edited this group on April 03, 2019.
- Bryce Manges edited this group on March 04, 2019.
- Bryce Manges edited this group on February 01, 2019.
- Bryce Manges edited this group on December 28, 2018.

Bryce Manges edited this group on December 28, 2018.

Bryce Manges edited this group on December 19, 2018.

Bryce Manges edited this group on December 10, 2018.

Bryce Manges edited this group on November 15, 2018.

Bryce Manges edited this group on November 15, 2018.

Bryce Manges edited this group on November 05, 2018.

Bryce Manges edited this group on October 31, 2018.

Bryce Manges edited this group on October 31, 2018.

Bryce Manges edited this group on October 03, 2018.

Bryce Manges edited this group on September 05, 2018.

Bryce Manges edited this group on August 10, 2018.

Bryce Manges edited this group on August 08, 2018.

Bryce Manges edited this group on August 03, 2018.

Bryce Manges edited this group on August 03, 2018.

Bryce Manges edited this group on August 03, 2018.

Bryce Manges edited this group on August 01, 2018.

Bryce Manges edited this group on July 03, 2018.

Bryce Manges edited this group on June 06, 2018.



Contributing Community Participants

[Juliet Sanders](#), [Jesse Knotts](#), [Steve Sherrard](#), [Melinda Smith](#), [Kristina DeWitt](#), [Shelley Argabrite](#), [Craig Umbel](#), [Tina Buckel](#), [John Corbin](#), [Bryce Manges](#)



Garrett County Health Department Partners After School @ Accident
Public Group 32 minutes ago

[Leave Group](#)

GROUP ADMINS



Health Improvement Strategy

"Garrett County Health Department Partners After School @ Accident"

["https://mygarrettcountry.com/groups/garrett-county-health-department-partners-after-school-accident/"](https://mygarrettcountry.com/groups/garrett-county-health-department-partners-after-school-accident/)

Goal:

Improve the health of after school participants.

Strategy Description:

Partners After School @ Accident will: Provide a healthy snack daily. Provide a minimum of 40 minutes of physical activity daily. Offer a fitr

Level of Change:

Programs

Primary Focus Area:

Chronic Diseases and their common risk factors: lack of physical activity, poor nutrition, and tobacco use

Data Category Tag:

GCHD Health Education and Outreach

Estimated Implementation Date:

2018-10-15

Estimated Completion Date:

2019-05-30



Estimated Ease of Implementation:

Moderate

Estimated Cost of Implementation:

Moderate

Potential Community Benefit:

Moderate

Research:

<https://www.cdc.gov/obesity/childhood/index.html>

Measurements	Target Goal	Status	Desired Trend	Contributor	January 2017	February 2017	March 2017	April 2017	Ma 2017
Enrollment By Month	30	Active	Increase	V Stacy					
Total Number of Students Served	30	Active	Increase	V Stacy					

Child Wellness Checks	30	Active	Increase	V Stacy					
Student Hours Fitness and Nutrition Education	30	Active	Increase	V Stacy					
Student Hours Physical Activity	200	Active	Increase	V Stacy					
Parent Trainings	2	Active		V Stacy					

Showing 1 to 13 of 13 entries

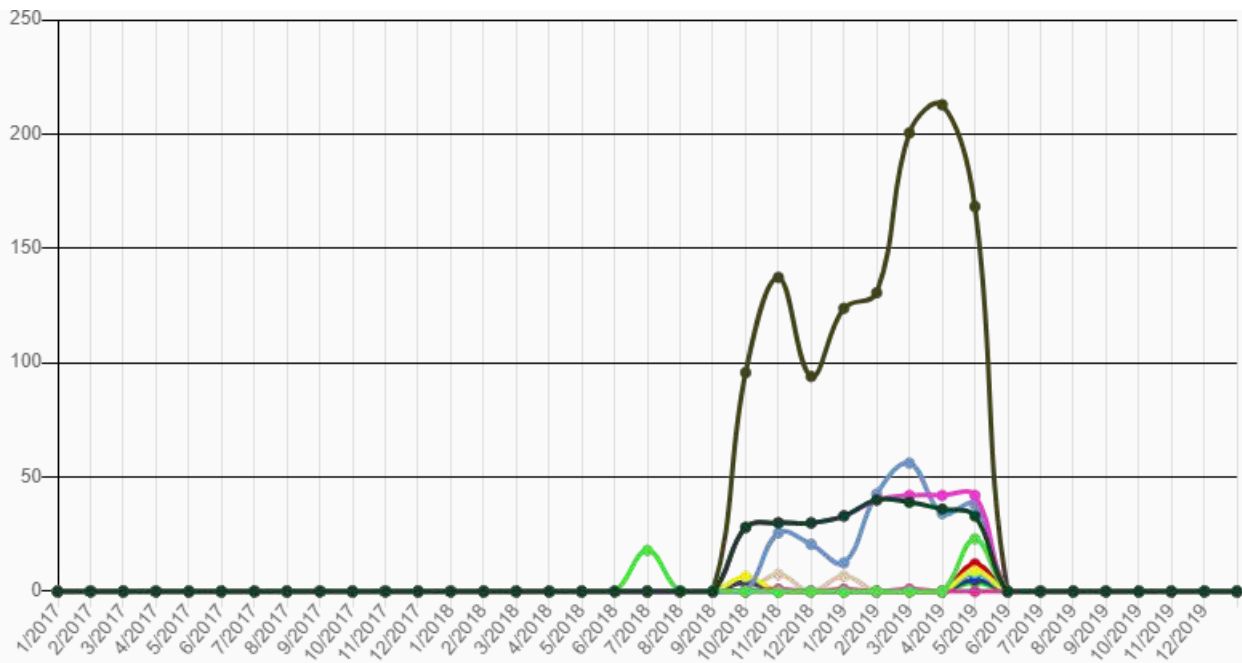


Data Narrative

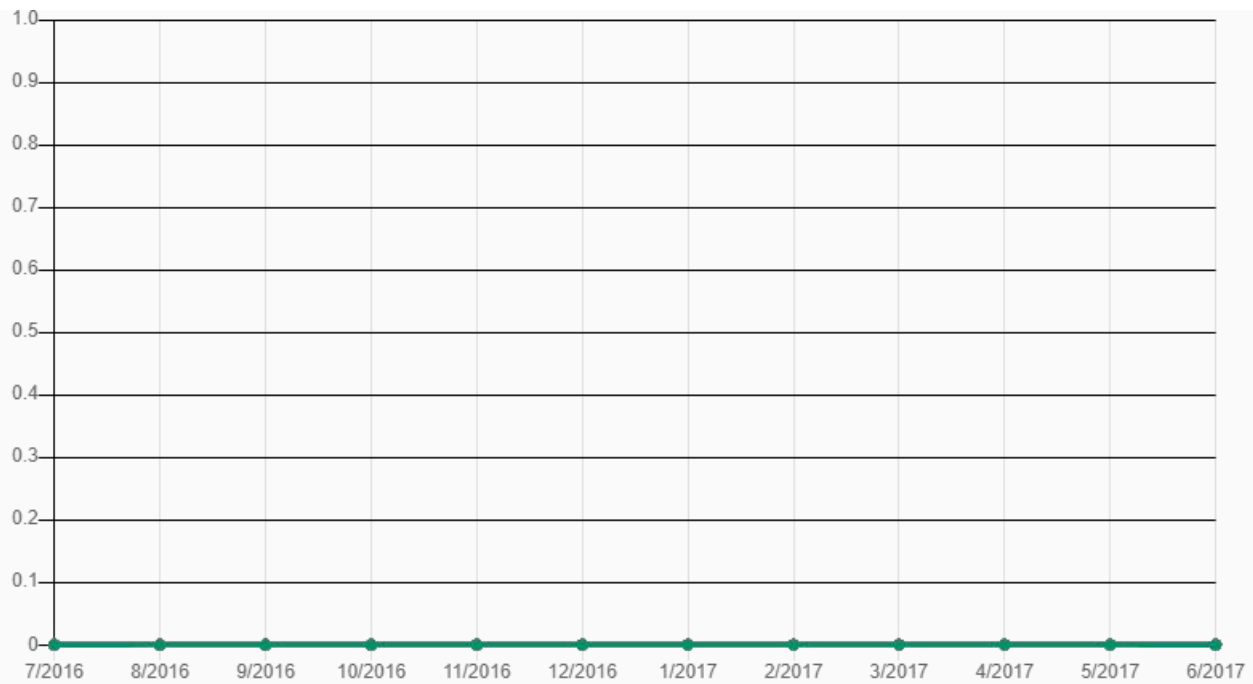
Overview: Data collected seeks to answer the question, "Does a fitness and nutrition focused after school program improve student health?"

- Enrollment By Month- Number of students served each month. Each student is counted once within any given month, however the number of months a student is served is recorded.
- Total Number of Students Served- Ongoing total of students served by the program from beginning of current program year (Oct) through the end of the program year (Sept).
- Child Wellness Checks- Based on students for whom parents answered the question both at the beginning and end of the program year whether they had received a Child Wellness Checkup during the 2017-18 school year. The number of Yes answers are recorded in July 2018 column on the importance of Child Wellness Checks in January 2019.
- Student hours: Fitness and Nutrition Education- Number of hours students spent engaged in a fitness or nutrition lessons. For example, if a student participated in a 30-minute lesson, that student would be counted as 0.5 hours.
- Student Hours: Physical Activity- Number of hours students spent engaged in aerobic physical activity. Two 30-minute physical activity periods participating in the full physical activity periods, their minutes of physical activity were reduced accordingly in the calculation. For example, if a student participated in two 30-minute periods, their minutes of physical activity were reduced to 15 minutes. For example, if a student participated in two 30-minute periods, their minutes of physical activity were reduced to 15 minutes. For example, if a student participated in two 30-minute periods, their minutes of physical activity were reduced to 15 minutes. <https://www.cdc.gov/health>
- Parent Trainings- A minimum of two trainings, one on nutrition and another on Child Wellness Checks, will be offered to parents during the program year.
- Fitness and Nutrition Knowledge Survey: Average Group Score- Average of all scores earned by students who completed both the pre- and post-program surveys.
- Half-Mile Speed: Number completing pre- and post-runs- The number of students who had completed 1/2 mile timed runs at the beginning and end of the program year.
- Half-Mile Speed: Number of students in previous measurement who completed the 1/2 mile run at the end of the program year (post-run).
- Body Mass Index within CDC's "Healthy Weight" range: Comprised of students who were present for measurement at both the beginning and end of the program year.
- Body Mass Index within CDC's "Overweight" range: Comprised of students who were present for measurement at both the beginning and end of the program year.
- Body Mass Index within CDC's "Obese" range: Comprised of students who were present for measurement at both the beginning and end of the program year.
- Parent Hours Fitness and Nutrition Education: Number of hours parents spent engaged in a fitness or nutrition training, using the same calculation as student hours.

Scaled Data Visualization



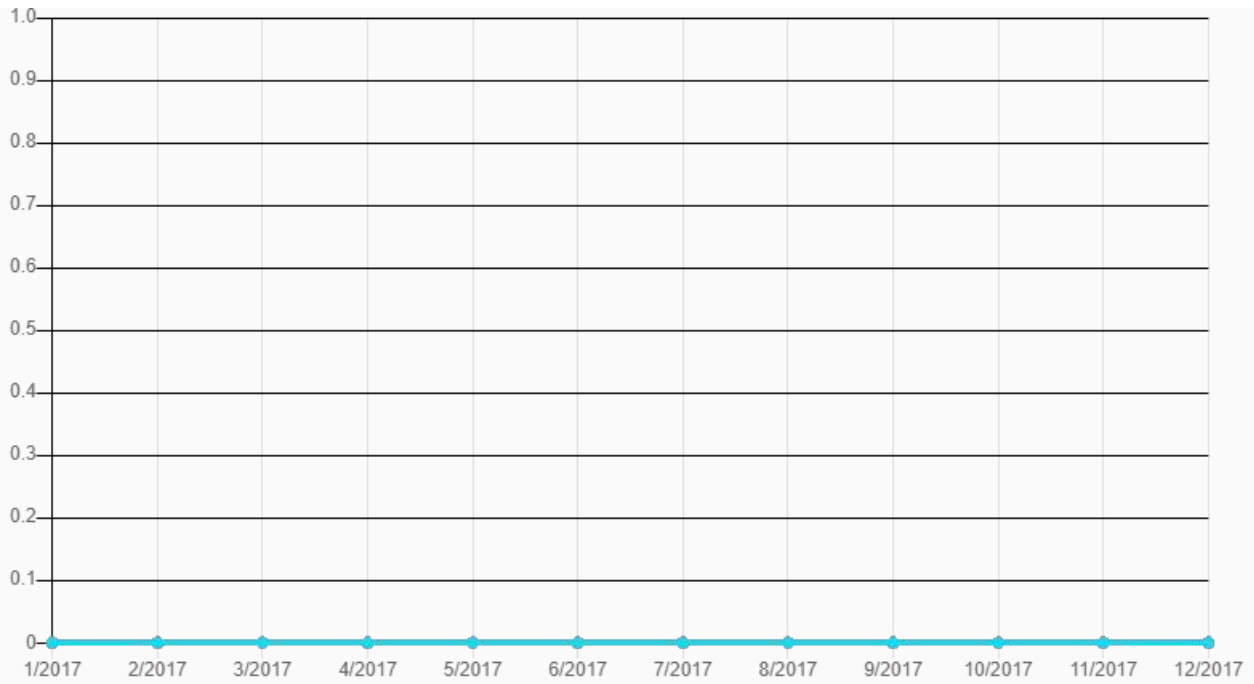
Fiscal Year 2017 Data Visualization (July-June)



- Enrollment By Month
- Enrollment By Month Target Goal
- Total Number of Students Served
- Total Number of Students Served Target Goal
- Child Wellness Checks
- Child Wellness Checks Target Goal
- Student Hours Fitness and Nutrition Education
- Student Hours Fitness and Nutrition Education Target Goal
- Student Hours Physical Activity
- Student Hours Physical Activity Target Goal
- Parent Trainings
- Parent Trainings Target Goal
- Fitness and Nutrition Knowledge Survey Average Group Score
- Fitness and Nutrition Knowledge Survey Average Group Score Target Goal
- Half Mile Speed Number Completing Pre and Post Runs
- Half Mile Speed Number Completing Pre and Post Runs Target Goal
- Half Mile Speed Number of Students Who Reduced Their Time
- Half Mile Speed Number of Students Who Reduced Their Time Target Goal
- Body Mass Index within CDC's Healthy Weight range
- Body Mass Index within CDC's Healthy Weight range Target Goal
- Body Mass Index within CDC's Overweight range
- Body Mass Index within CDC's Overweight range Target Goal
- Body Mass Index within CDC's Obese range
- Body Mass Index within CDC's Obese range Target Goal
- Parent Hours Fitness and Nutrition Education
- Parent Hours Fitness and Nutrition Education Target Goal

Group Measures

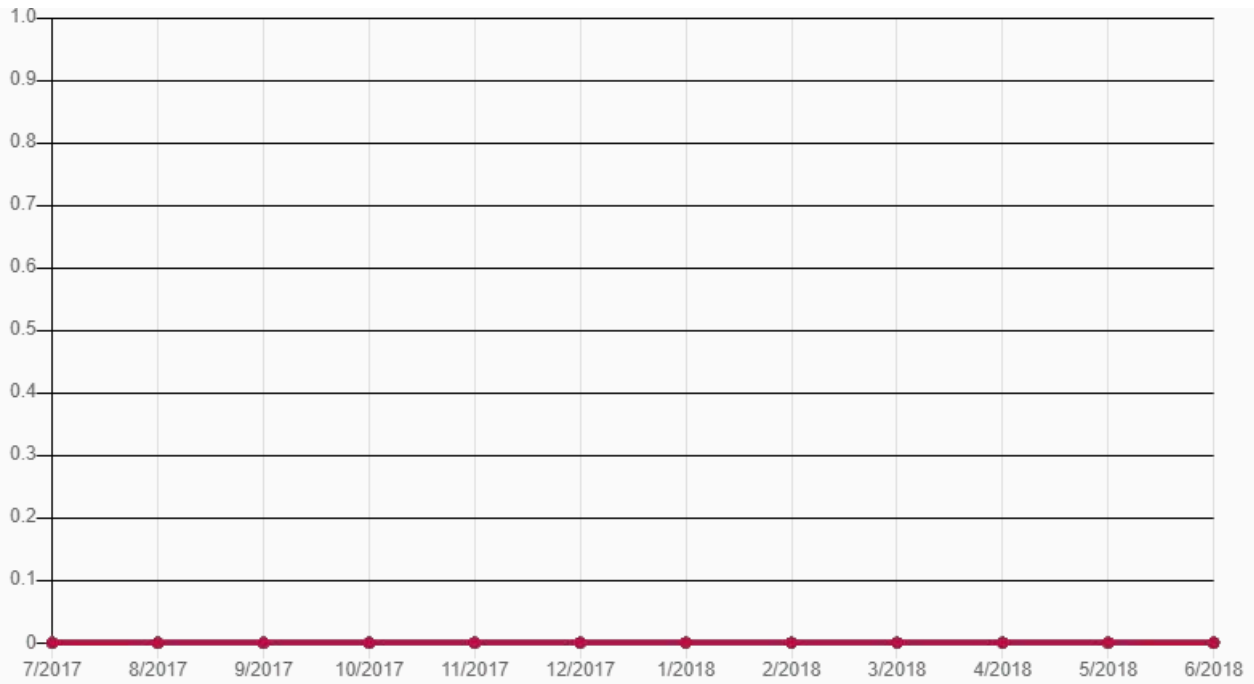
Calendar Year 2017 Data Visualization



- Enrollment By Month
- Enrollment By Month Target Goal
- Total Number of Students Served
- Total Number of Students Served Target Goal
- Child Wellness Checks
- Child Wellness Checks Target Goal
- Student Hours Fitness and Nutrition Education
- Student Hours Fitness and Nutrition Education Target Goal
- Student Hours Physical Activity
- Student Hours Physical Activity Target Goal
- Parent Trainings
- Parent Trainings Target Goal
- Fitness and Nutrition Knowledge Survey Average Group Score
- Fitness and Nutrition Knowledge Survey Average Group Score Target Goal
- Half Mile Speed Number Completing Pre and Post Runs
- Half Mile Speed Number Completing Pre and Post Runs Target Goal
- Half Mile Speed Number of Students Who Reduced Their Time
- Half Mile Speed Number of Students Who Reduced Their Time Target Goal
- Body Mass Index within CDC's Healthy Weight range
- Body Mass Index within CDC's Healthy Weight range Target Goal
- Body Mass Index within CDC's Overweight range
- Body Mass Index within CDC's Overweight range Target Goal
- Body Mass Index within CDC's Obese range
- Body Mass Index within CDC's Obese range Target Goal
- Parent Hours Fitness and Nutrition Education
- Parent Hours Fitness and Nutrition Education Target Goal

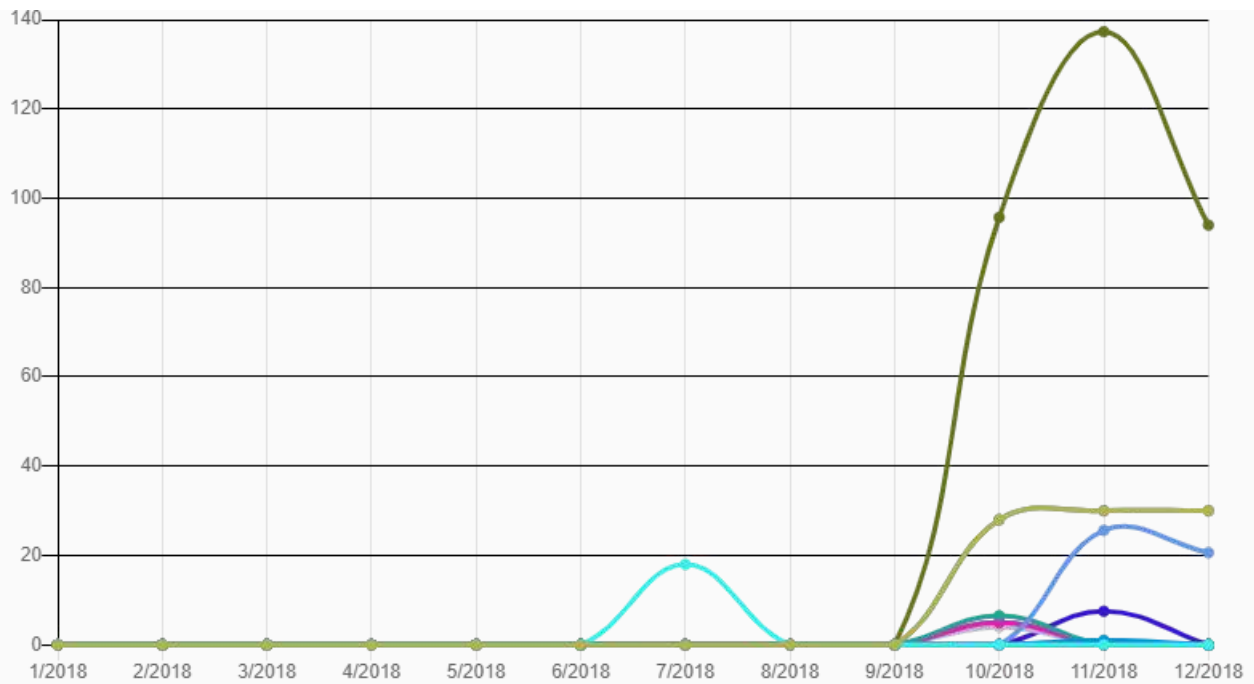
Group Measures

Fiscal Year 2018 Data Visualization (July-June)



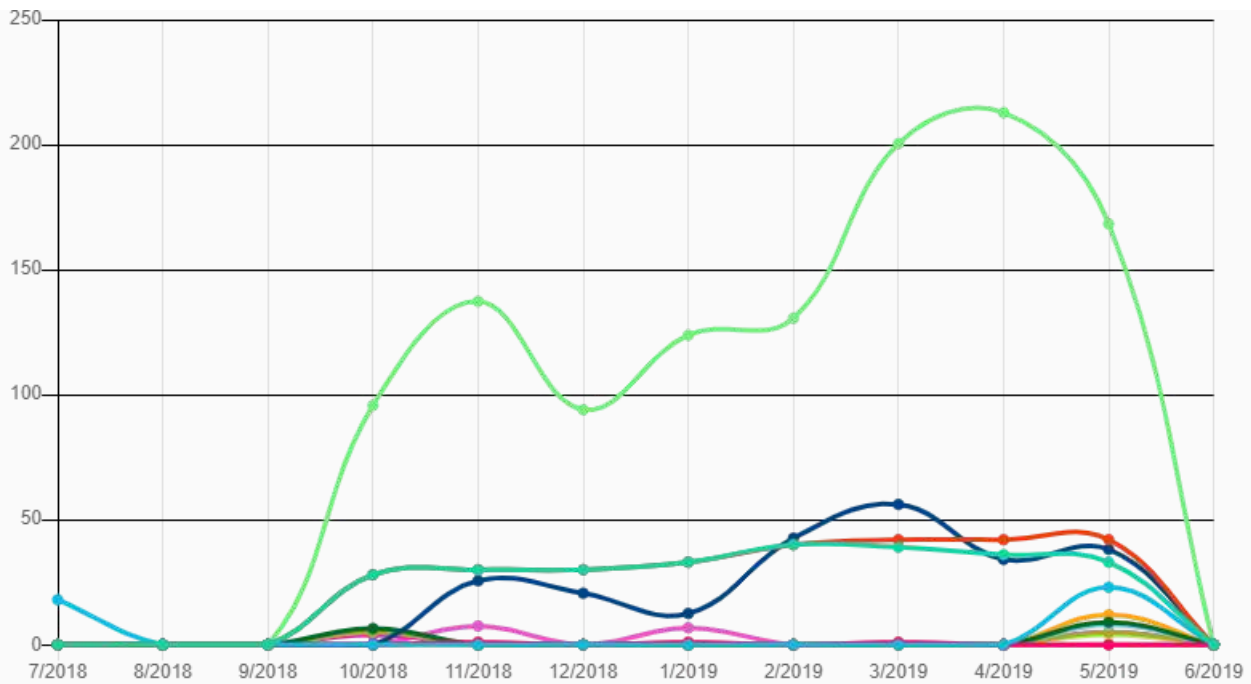
Group Measures

Calendar Year 2018 Data Visualization



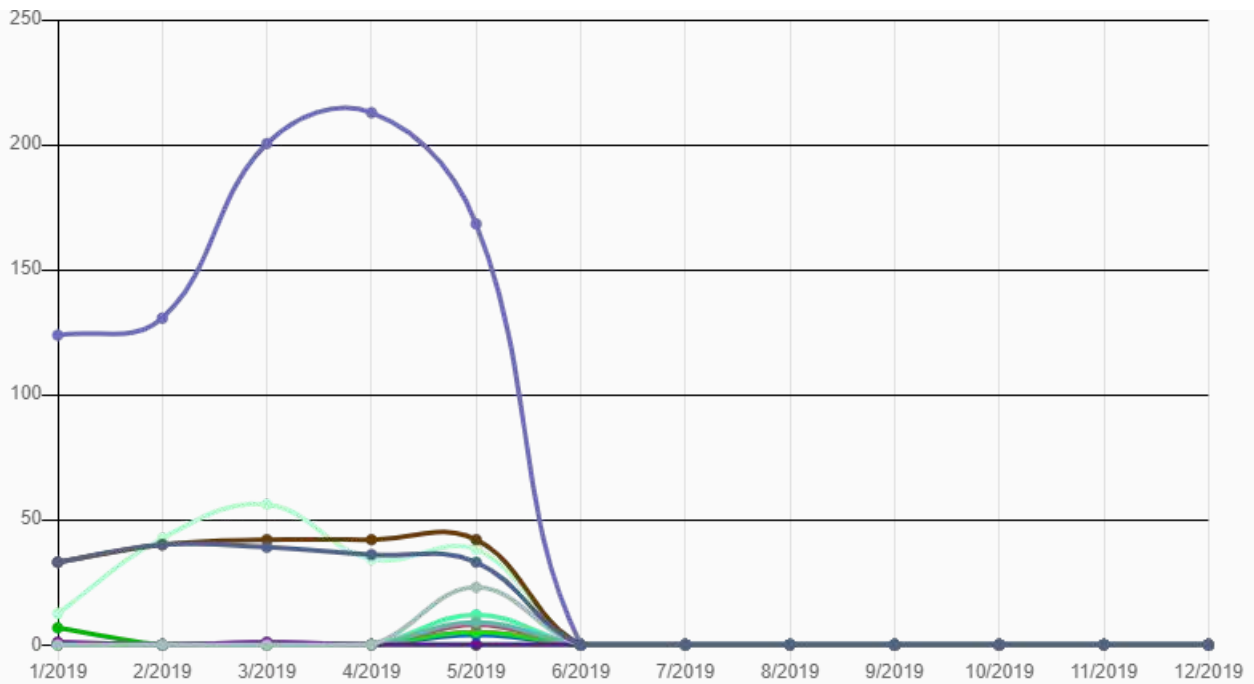
Group Measures

Fiscal Year 2019 Data Visualization (July-June)



Group Measures

Calendar Year 2019 Data Visualization



Group Measures

Last Modification

- Venessa Stacy edited this group on June 12, 2019.
- Venessa Stacy edited this group on June 12, 2019.
- Venessa Stacy edited this group on June 12, 2019.
- Venessa Stacy edited this group on June 12, 2019.
- Venessa Stacy edited this group on June 12, 2019.
- Venessa Stacy edited this group on June 05, 2019.
- Venessa Stacy edited this group on June 05, 2019.
- Venessa Stacy edited this group on June 03, 2019.
- Venessa Stacy edited this group on June 03, 2019.
- Venessa Stacy edited this group on June 03, 2019.
- Venessa Stacy edited this group on May 28, 2019.
- Venessa Stacy edited this group on May 28, 2019.



Venessa Stacy edited this group on May 28, 2019.
Venessa Stacy edited this group on May 28, 2019.
Venessa Stacy edited this group on May 28, 2019.
Venessa Stacy edited this group on May 26, 2019.
Venessa Stacy edited this group on May 26, 2019.
Venessa Stacy edited this group on May 26, 2019.
Venessa Stacy edited this group on May 26, 2019.
Venessa Stacy edited this group on May 26, 2019.
Venessa Stacy edited this group on May 26, 2019.
Venessa Stacy edited this group on May 26, 2019.
Venessa Stacy edited this group on May 26, 2019.
Venessa Stacy edited this group on May 26, 2019.
Venessa Stacy edited this group on May 26, 2019.
Venessa Stacy edited this group on May 23, 2019.
Venessa Stacy edited this group on May 23, 2019.
Venessa Stacy edited this group on May 23, 2019.
Venessa Stacy edited this group on May 23, 2019.
Venessa Stacy edited this group on May 23, 2019.
Venessa Stacy edited this group on May 14, 2019.
Venessa Stacy edited this group on May 02, 2019.
Venessa Stacy edited this group on May 02, 2019.
Venessa Stacy edited this group on April 25, 2019.
Venessa Stacy edited this group on April 25, 2019.
Venessa Stacy edited this group on April 25, 2019.
Venessa Stacy edited this group on April 25, 2019.
Venessa Stacy edited this group on April 25, 2019.
Venessa Stacy edited this group on April 25, 2019.
Venessa Stacy edited this group on April 23, 2019.
Venessa Stacy edited this group on April 23, 2019.
Venessa Stacy edited this group on April 23, 2019.
Venessa Stacy edited this group on April 23, 2019.
Venessa Stacy edited this group on April 23, 2019.
Venessa Stacy edited this group on April 23, 2019.
Venessa Stacy edited this group on April 23, 2019.
Venessa Stacy edited this group on April 23, 2019.
Venessa Stacy edited this group on April 23, 2019.
Venessa Stacy edited this group on April 23, 2019.
Venessa Stacy edited this group on April 23, 2019.
Venessa Stacy edited this group on April 23, 2019.




Contributing Community Participants

[Karen George](#), [Juli McCoy](#), [Carol Bass](#), [Shelley Argabrite](#), [Fred Polce](#), [John Corbin](#), [Jennifer Corder](#), [Kendra McLaughlin](#), [Amy Ritchie](#), [Sarah t](#)

Sponsored by the Garrett County Health Department. Transparency is important, [read all of our policies here](#). Built with ❤️ in Garrett County, Maryland.





Garrett County Medbank Program

Public Group 14 days ago

Leave Group

GROUP ADMINS



Health Improvement Strategy

"Garrett County Medbank Program"

["https://mygarrettcountry.com/groups/garrett-county-medbank-program/"](https://mygarrettcountry.com/groups/garrett-county-medbank-program/)

Goal:

Provide access to prescription medication to medically needy, eligible Garrett County residents

Strategy Description:

Referrals to the Medbank Program can be made by anyone and are made by contacting the Garrett County Health Department Medbank Program. Information Financial eligibility guidelines as well as medication availability are established by each Pharmaceutical Company.

Level of Change:

Programs

Primary Focus Area:

Access to Care and Linkages to Community Resources

Data Category Tag:

GCHD Personal Health

Estimated Implementation Date:

2017-07-01

Estimated Completion Date:

2020-06-30



Estimated Ease of Implementation:

Moderate

Estimated Cost of Implementation:

Moderate

Potential Community Benefit:

High

Research:

What is the Evidence for Pharmaceutical Patient Assistance Programs? A Systematic Review <https://www.ncbi.nlm.nih.gov/pmc/articles/>

Measurements	Target Goal	Status	Desired Trend	Contributor	January 2017	February 2017	March 2017	April 2017	Ma 2017
(1) # of referrals served	17	Active							

(2) # of referrals ineligible	12	Active							
(3) # of prescription medication for diabetes	4	Active							
(4) # of prescription medications for COPD/Asthma	4	Active							
(5) # of									

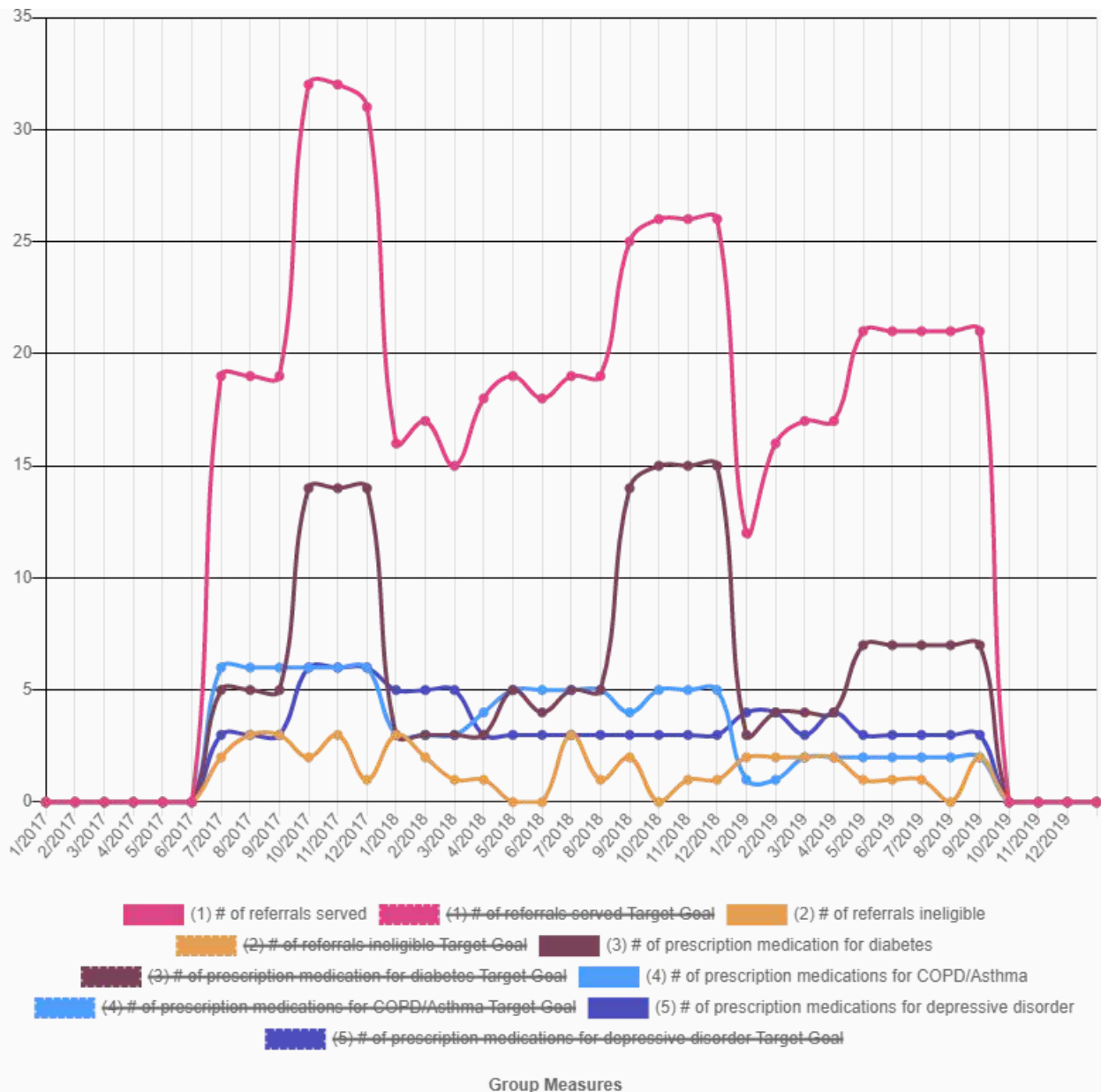
Showing 1 to 5 of 5 entries



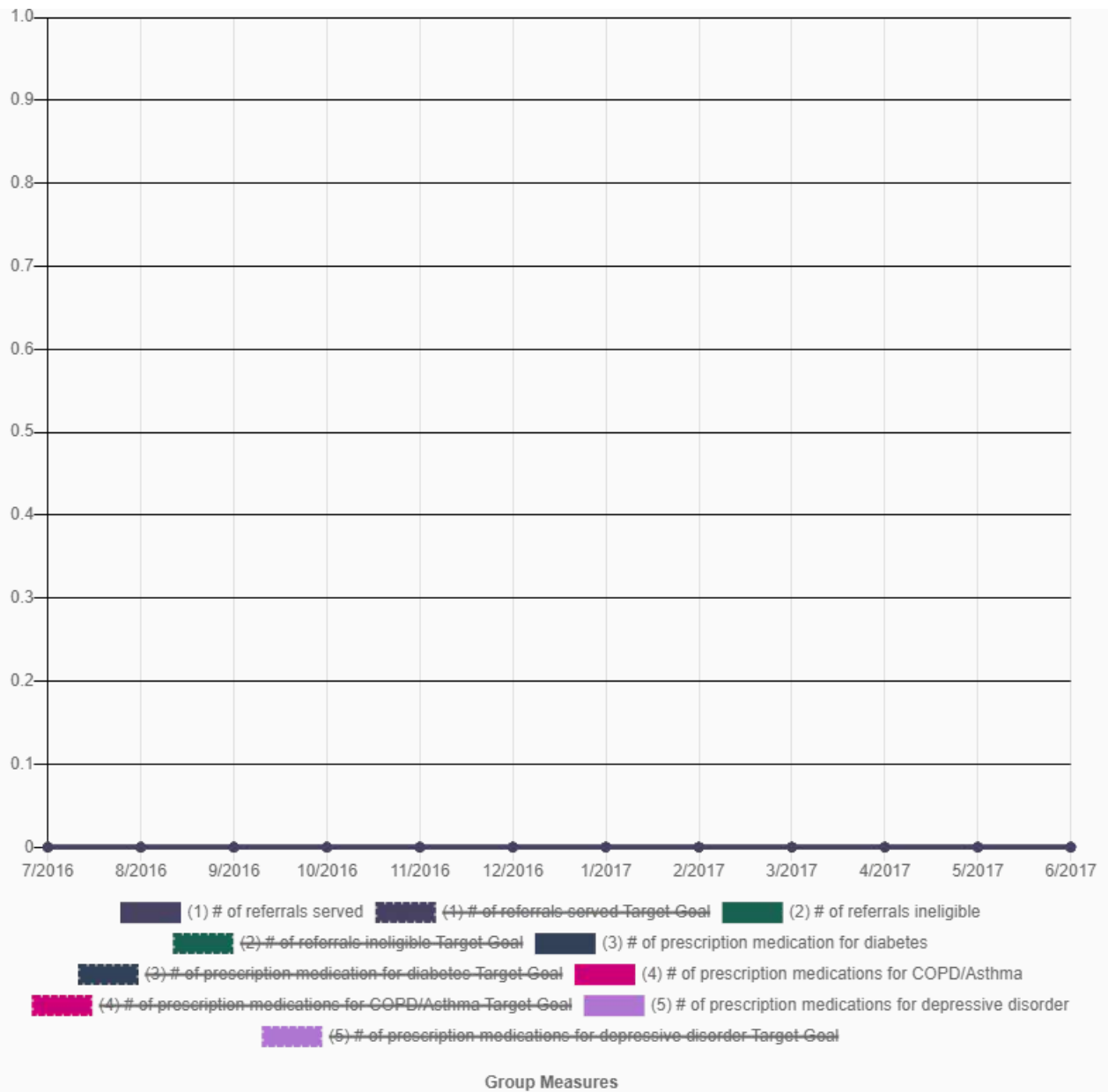
Data Narrative

(1) The number of referrals served is the actual number of individuals currently being served by the Medbank program. This means the referrals who were referred to Medbank but were ineligible to participate. Reasons of ineligibility may include the medication not being offered by the program.

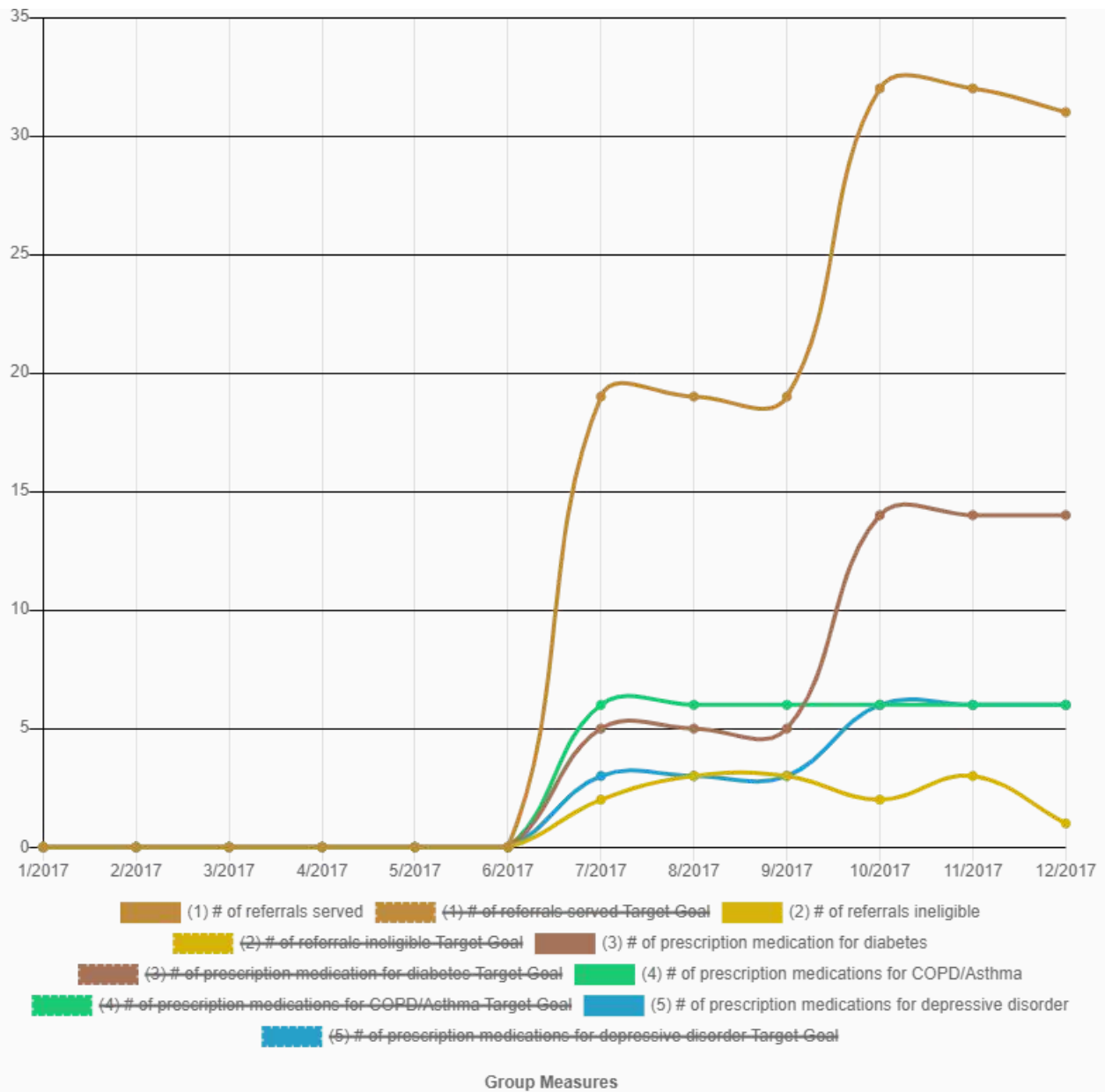
Scaled Data Visualization



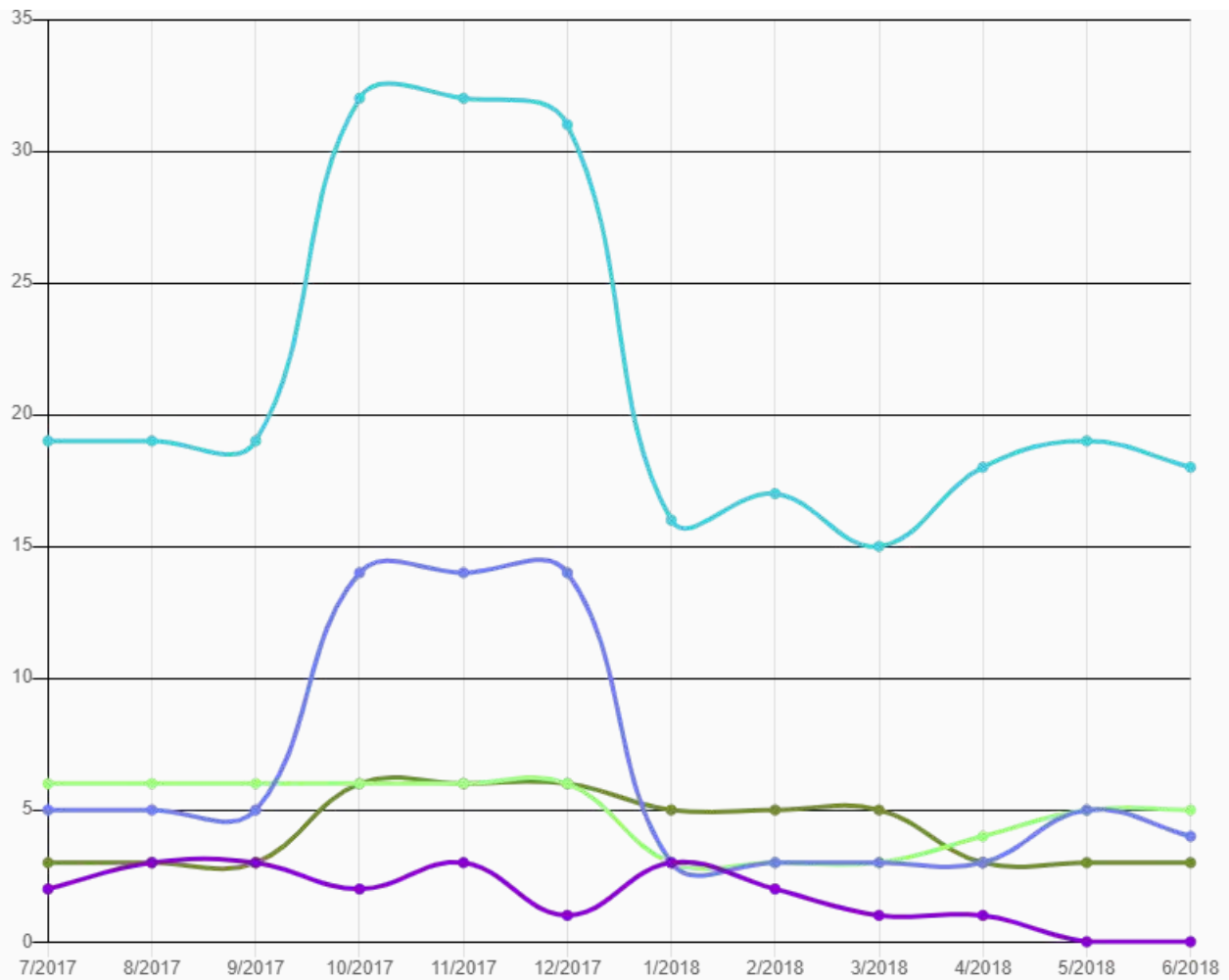
Fiscal Year 2017 Data Visualization (July-June)



Calendar Year 2017 Data Visualization



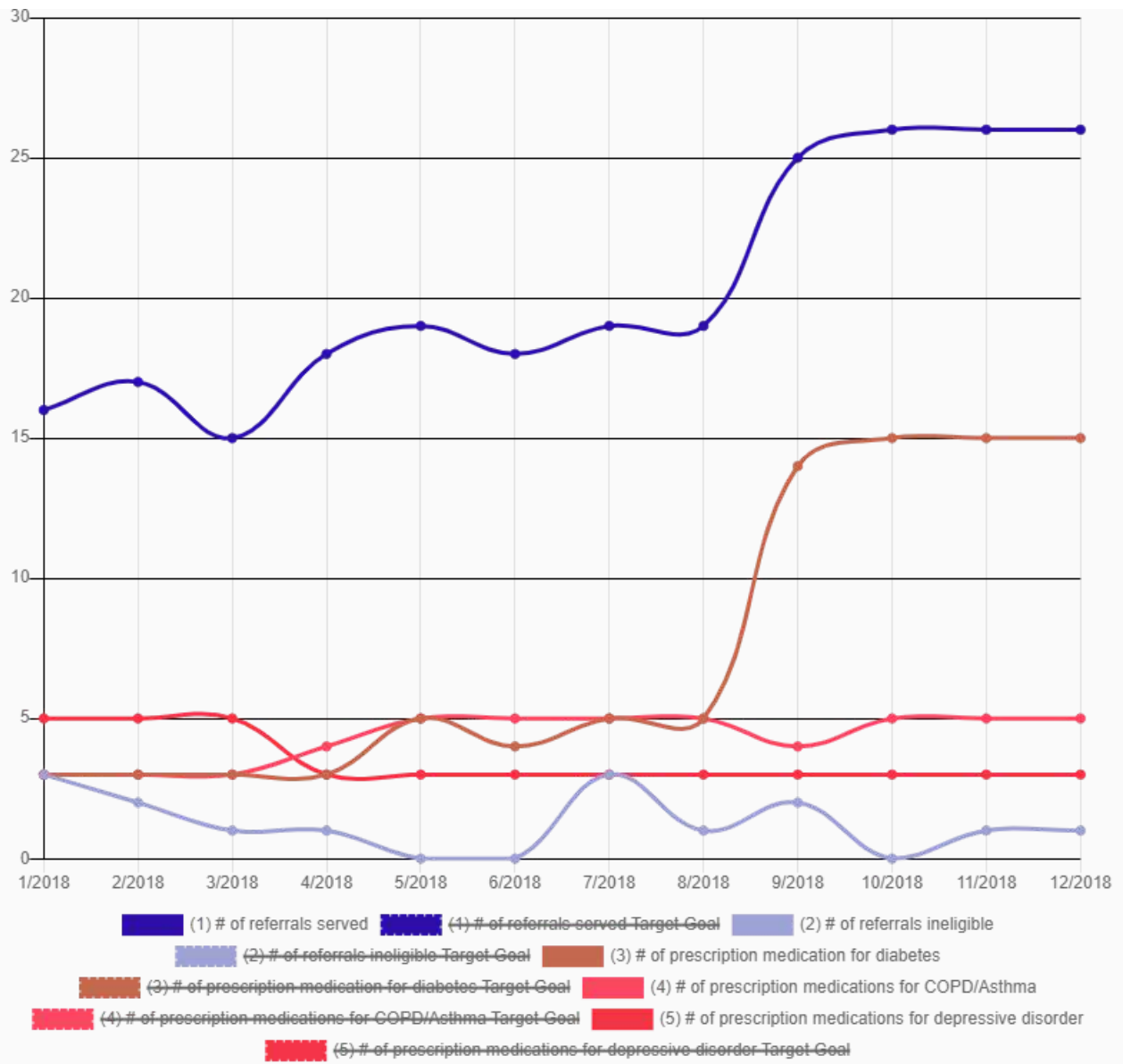
Fiscal Year 2018 Data Visualization (July-June)



- (1) # of referrals served
- (2) # of referrals ineligible
- (3) # of prescription medication for diabetes
- (4) # of prescription medications for COPD/Asthma
- (5) # of prescription medications for depressive disorder

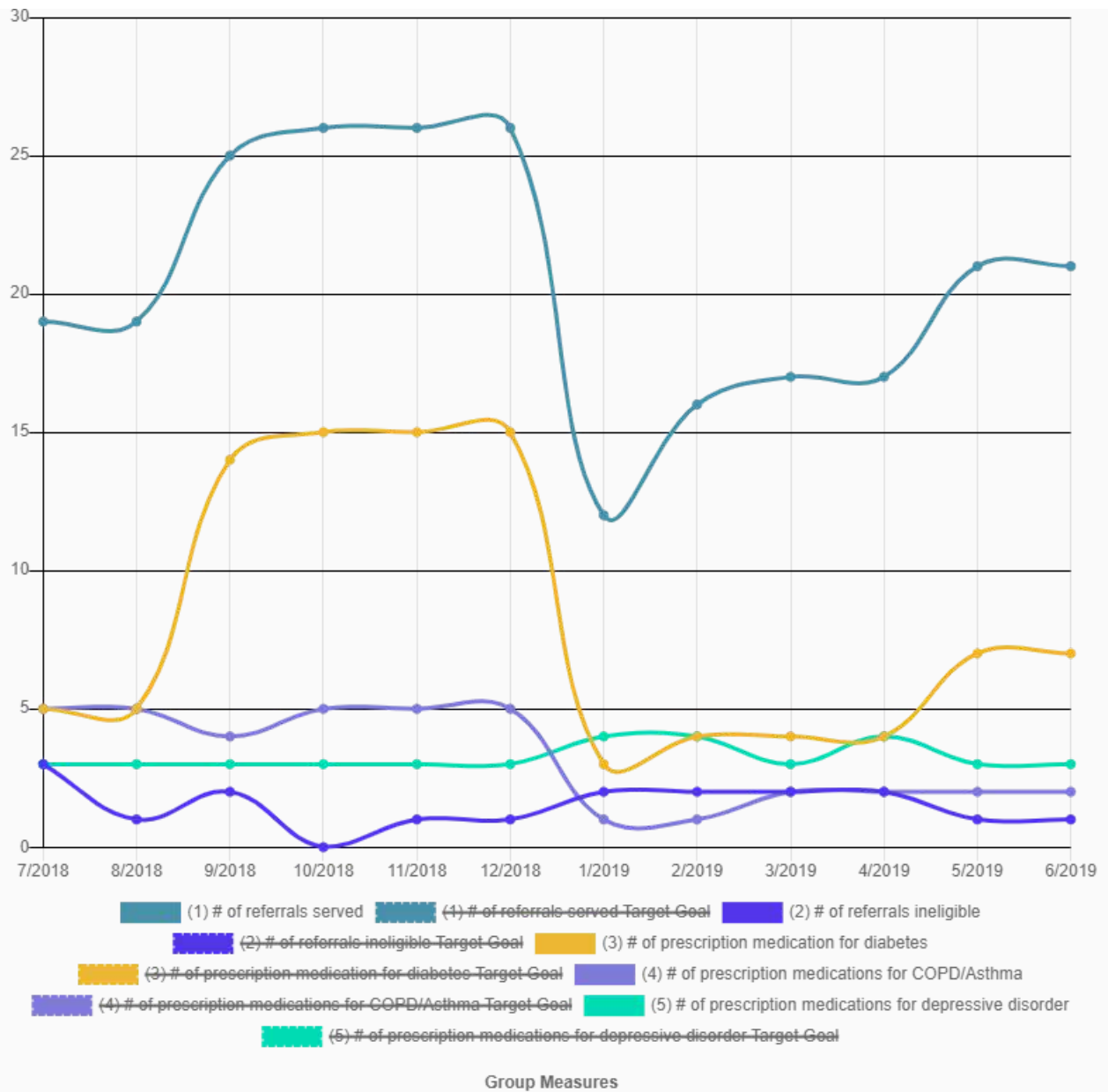
Group Measures

Calendar Year 2018 Data Visualization

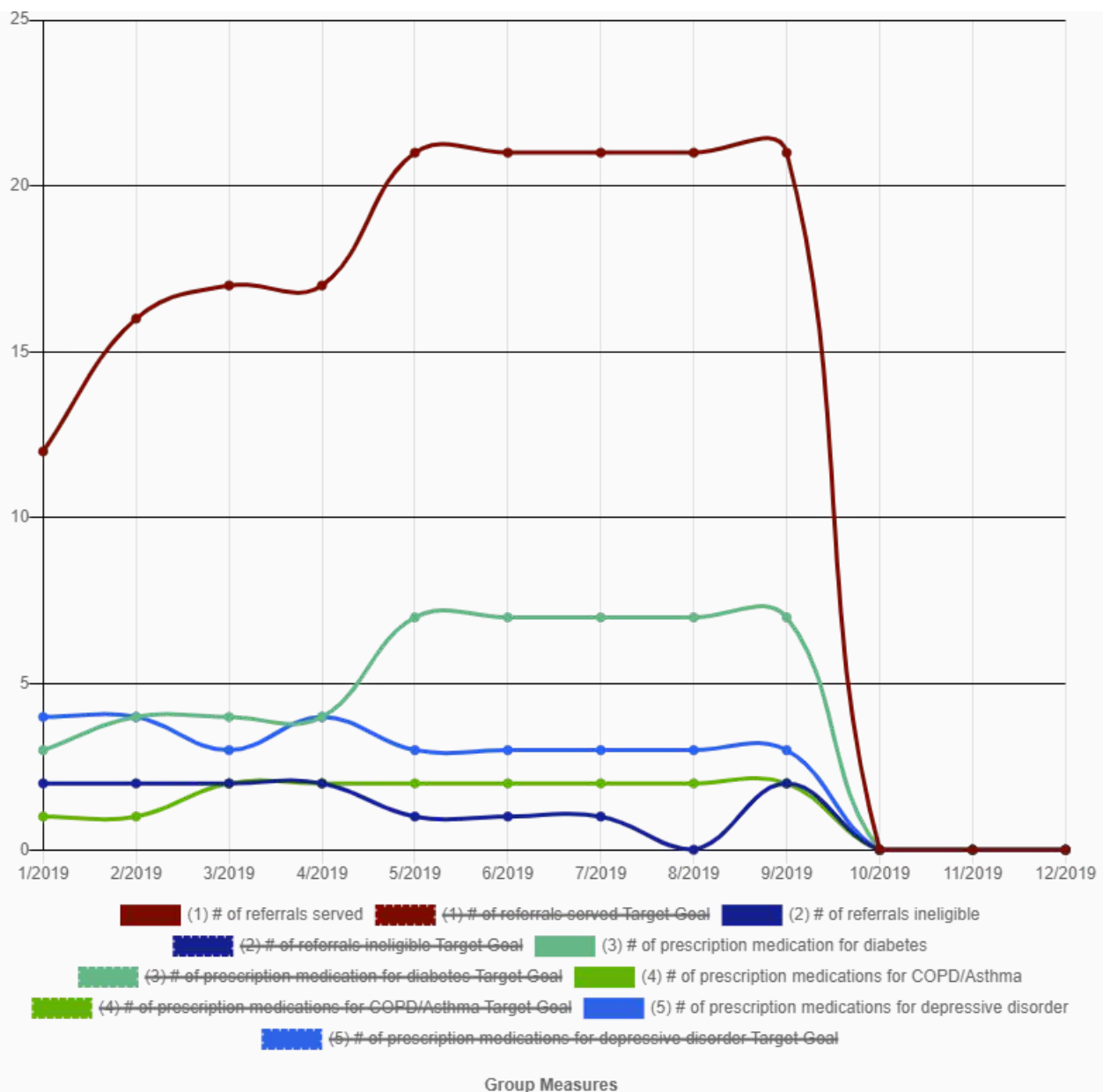


Group Measures

Fiscal Year 2019 Data Visualization (July-June)



Calendar Year 2019 Data Visualization



Last Modification

Tiffany Fratz edited this group on September 24, 2019.

Tiffany Fratz edited this group on August 23, 2019.

Tiffany Fratz edited this group on July 23, 2019.

Tiffany Fratz edited this group on June 21, 2019.

Tiffany Fratz edited this group on May 24, 2019.

Tiffany Fratz edited this group on April 19, 2019.

Tiffany Fratz edited this group on March 25, 2019.

Tiffany Fratz edited this group on February 21, 2019.

Tiffany Fratz edited this group on January 28, 2019.

Tiffany Fratz edited this group on December 24, 2018.

Tiffany Fratz edited this group on November 26, 2018.

Tiffany Fratz edited this group on October 26, 2018.

Tiffany Fratz edited this group on September 27, 2018.

Tiffany Fratz edited this group on September 26, 2018.

Tiffany Fratz edited this group on August 30, 2018.

Tiffany Fratz edited this group on July 27, 2018.

Tiffany Fratz edited this group on June 22, 2018.

Tiffany Fratz edited this group on June 07, 2018.

Tiffany Fratz edited this group on May 29, 2018.

Contributing Community Participants

[Bridget](#), [John Corbin](#), [Chris Baker](#), [Diana Boller](#), [Jim Keough](#), [Tiffany Fratz](#),



Sponsored by the Garrett County Health Department. Transparency is important, [read all of our policies here](#). Built with ❤️ in Garrett County, Maryland.



Garrett County Water

Public Group an hour ago

Leave Group

GROUP ADMINS



Health Improvement Strategy

"Garrett County Water"

["https://mygarrettcountry.com/groups/garrett-county-water/"](https://mygarrettcountry.com/groups/garrett-county-water/)

Goal:

Strategy Description:

Level of Change:

Primary Focus Area:

Data Category Tag:

Estimated Implementation Date:

Estimated Completion Date:

Estimated Ease of Implementation:

Estimated Cost of Implementation:



Potential Community Benefit:

Research:

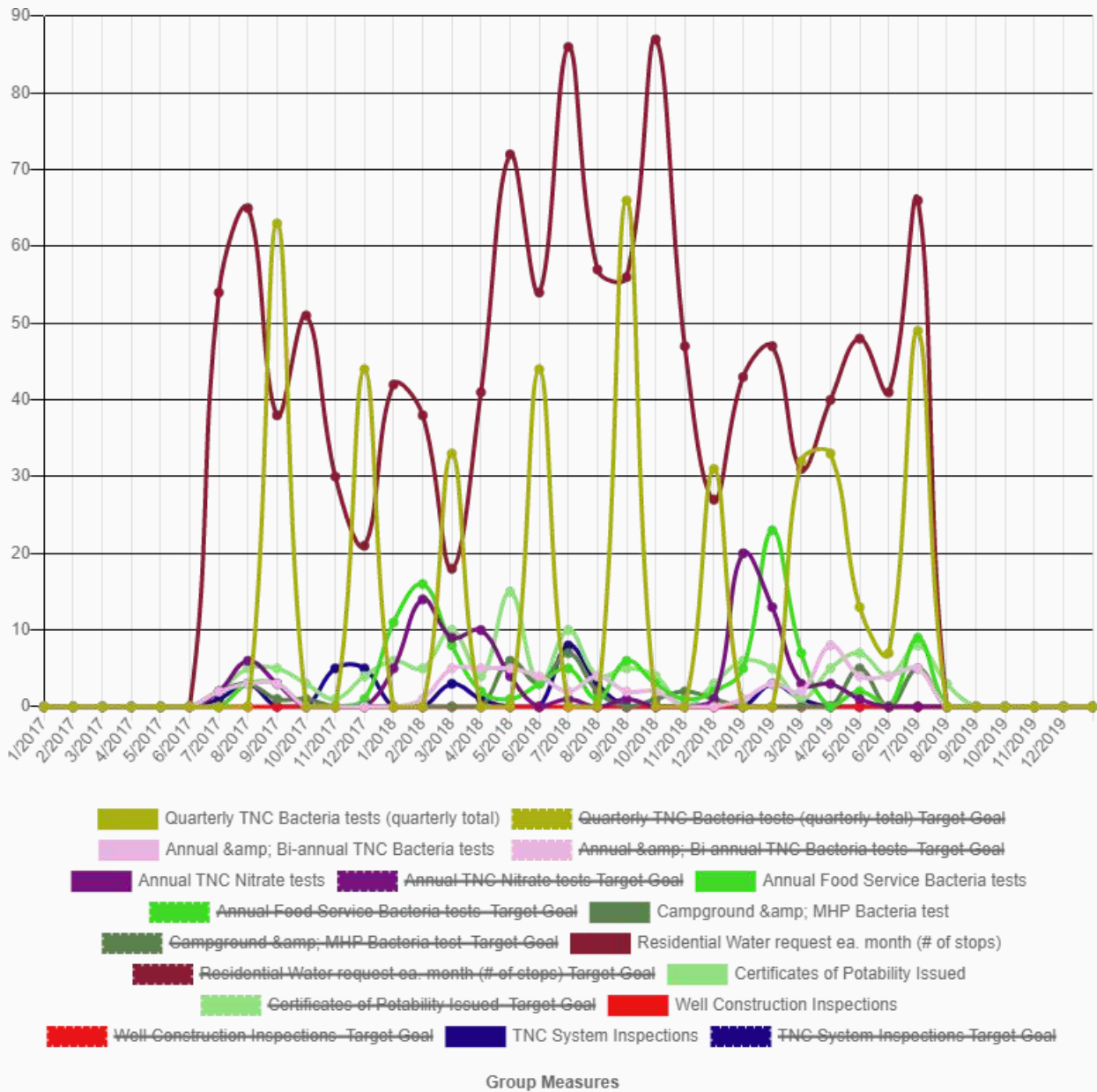
Measurements	Target Goal	Status	Desired Trend	Contributor	January 2017	February 2017	March 2017	April 2017	May 2017
Quarterly TNC Bacteria tests (quarterly total)	37	Active							
Annual & Bi-annual TNC Bacteria tests	2	Active							
Annual TNC Nitrate tests	4	Active							
Annual Food Service Bacteria tests	5	Active							

Showing 1 to 9 of 9 entries


Data Narrative

Despite the variations in data, the Environmental Health office has consistently met it's quarterly and annual requirements for the Transient


Scaled Data Visualization



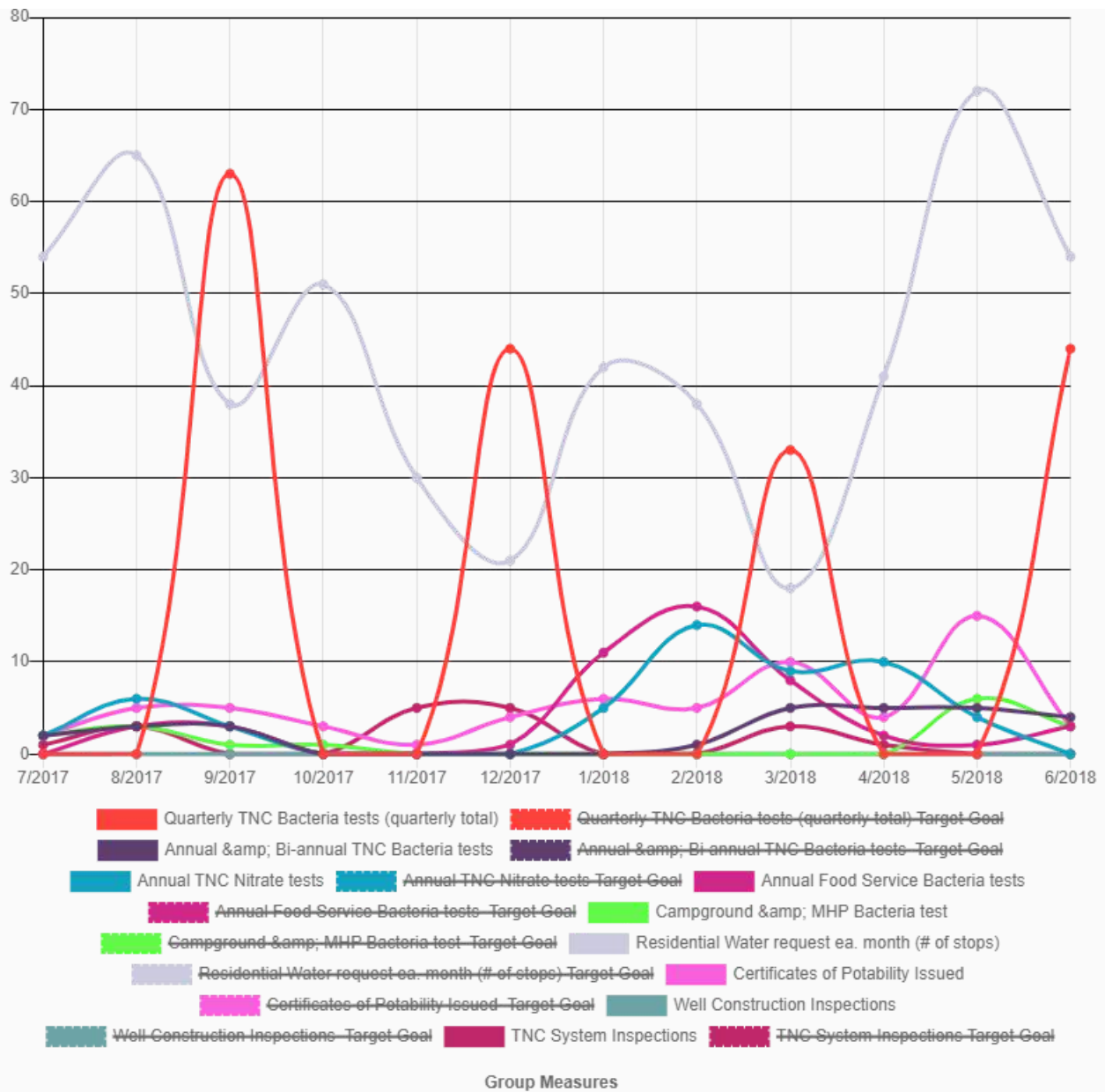
Fiscal Year 2017 Data Visualization (July-June)



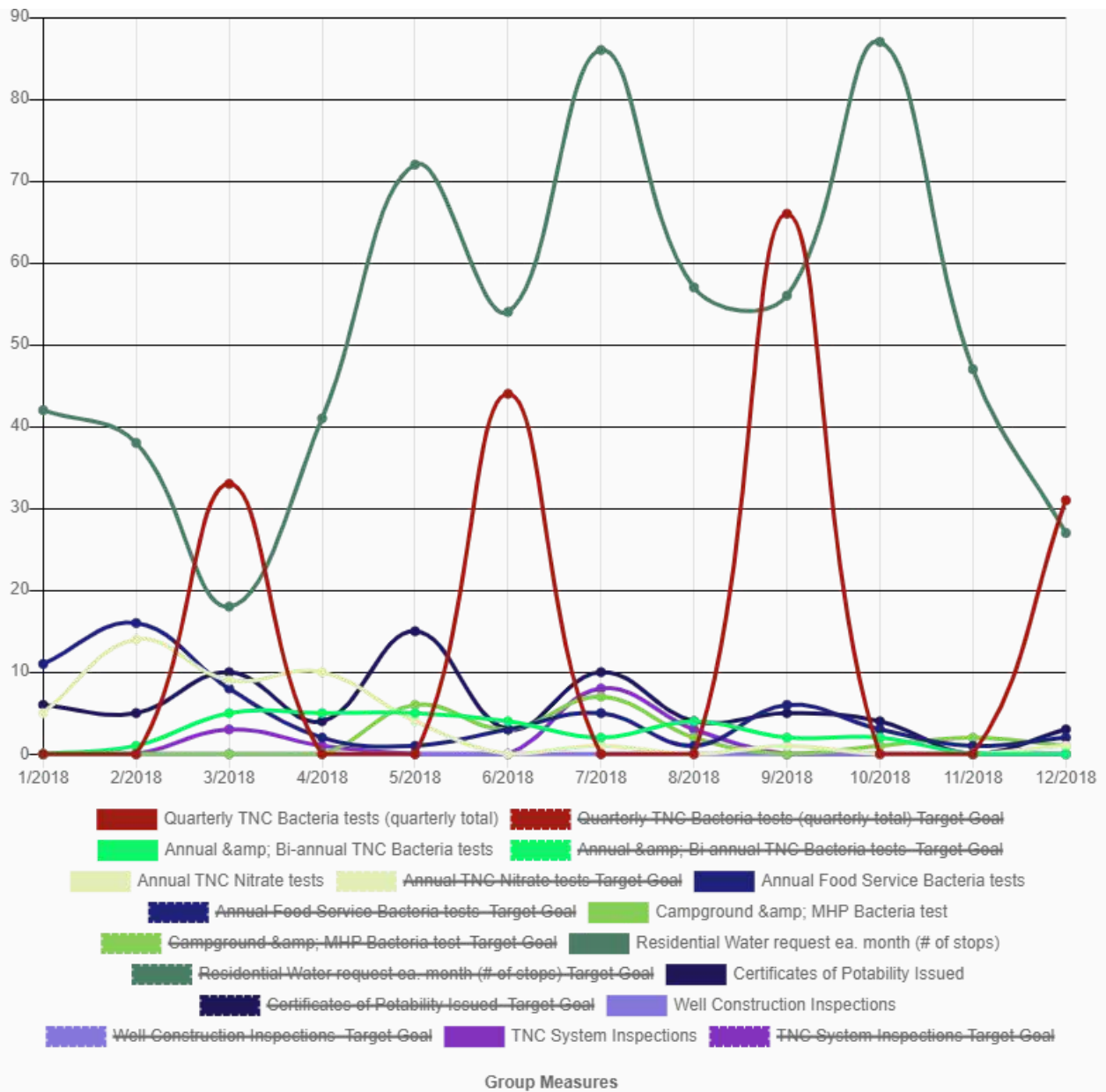
Calendar Year 2017 Data Visualization



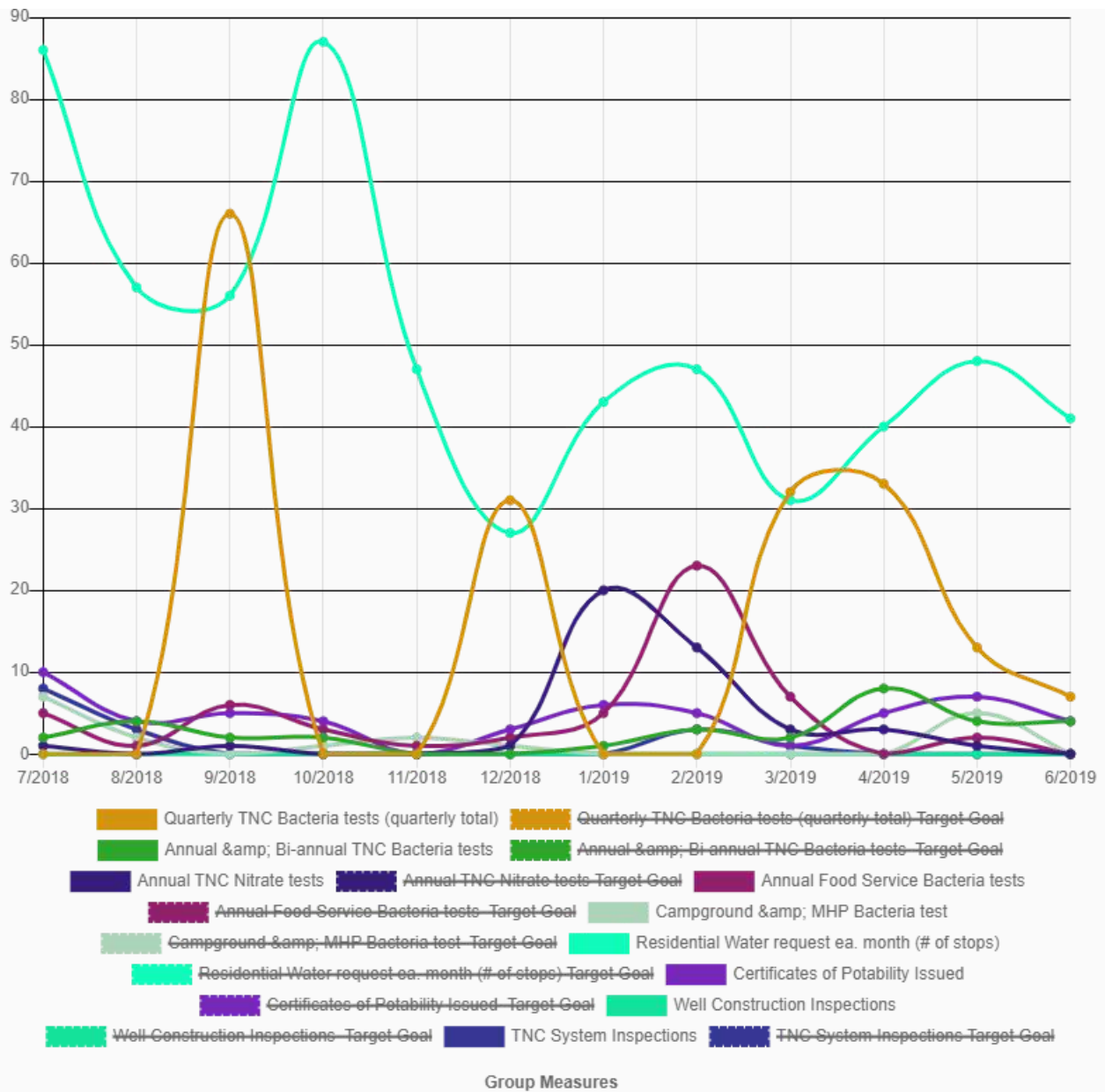
Fiscal Year 2018 Data Visualization (July-June)



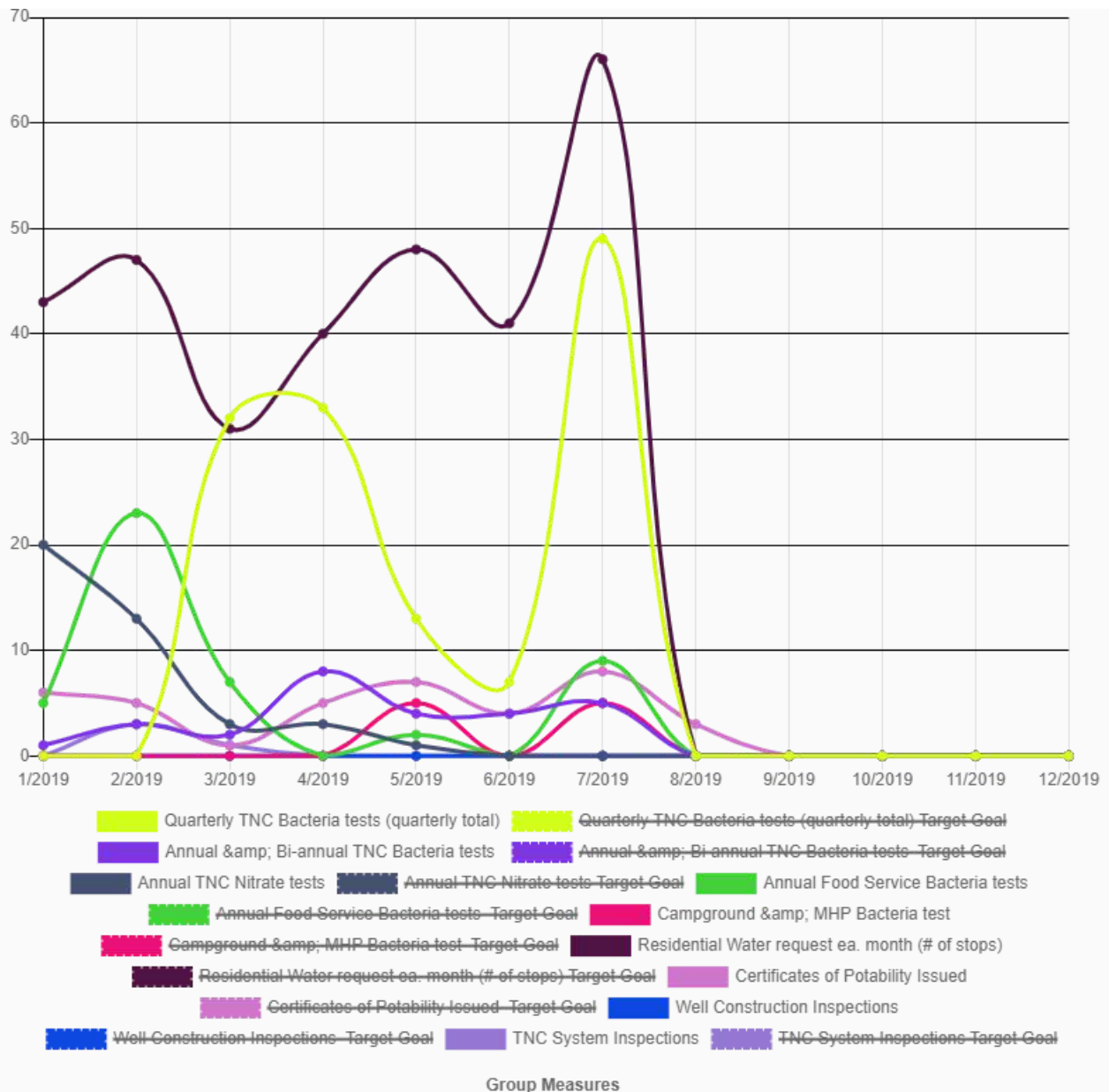
Calendar Year 2018 Data Visualization



Fiscal Year 2019 Data Visualization (July-June)



Calendar Year 2019 Data Visualization



Last Modification

- Melinda Smith edited this group on September 09, 2019.
- Melinda Smith edited this group on September 09, 2019.
- Melinda Smith edited this group on June 18, 2019.
- Melinda Smith edited this group on April 05, 2019.
- Melinda Smith edited this group on April 05, 2019.
- Melinda Smith edited this group on January 31, 2019.
- Melinda Smith edited this group on January 31, 2019.
- Melinda Smith edited this group on December 26, 2018.
- Melinda Smith edited this group on November 01, 2018.
- Melinda Smith edited this group on November 01, 2018.
- Melinda Smith edited this group on September 19, 2018.
- Melinda Smith edited this group on September 19, 2018.

Melinda Smith edited this group on September 19, 2018.

Melinda Smith edited this group on September 07, 2018.

Melinda Smith edited this group on September 07, 2018.


Melinda Smith edited this group on July 20, 2018.

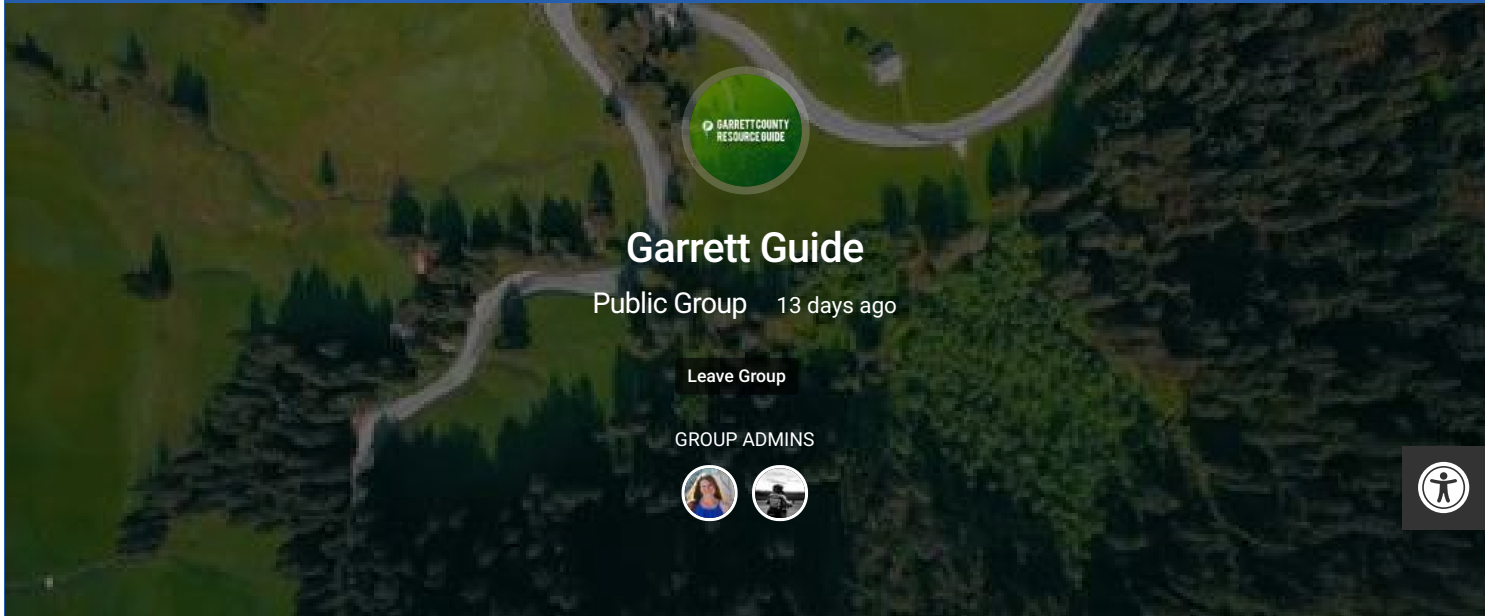
Melinda Smith edited this group on July 20, 2018.

Contributing Community Participants

[Jesse Knotts](#), [Shelley Argabrite](#), [John Corbin](#), [Steve Sherrard](#), [Kristina DeWitt](#), [Bryce Manges](#), [Craig Umbel](#), [Melinda Smith](#),



Sponsored by the Garrett County Health Department. Transparency is important, [read all of our policies here](#). Built with  in Garrett County, Maryland.



Health Improvement Strategy

"Garrett Guide"

["https://mygarrettcountry.com/groups/garrett-county-community-engagement/garrett-guide/"](https://mygarrettcountry.com/groups/garrett-county-community-engagement/garrett-guide/)

Goal:

Provide current resources for both the general public and agencies/organizations to be informed of the available resources within Garrett C

Strategy Description:

Garrett Guide is the new and improved Community Resource Directory with the framework found at Garrettguide.org. This innovative proce

Level of Change:

Systems

Primary Focus Area:

Data Category Tag:

GCHD Local Management Board

Estimated Implementation Date:

2017-01-01

Estimated Completion Date:

2020-12-31



Estimated Ease of Implementation:

Easy

Estimated Cost of Implementation:

Moderate

Potential Community Benefit:

Very High

Research:

- Select all
- Deselect all
- Copy
- CSV
- Excel
- JSON

Measurements	Target Goal	Status	Desired Trend	Contributor	January 2017	February 2017	March 2017	April 2017
100 Claimed Listings by Businesses/Organizations (7.17:12.20)	100	Active	Increase	Garrett County Local Management Board				

Population Penetration Rate of 30% (7.17:12.20)	8700	Active	Increase	Garrett County Local Management Board				
Population Engagement Rate of 15% (7.17:12.20)	4350	Active	Increase	Garrett County Local Management Board				
Total Number of				Garrett				

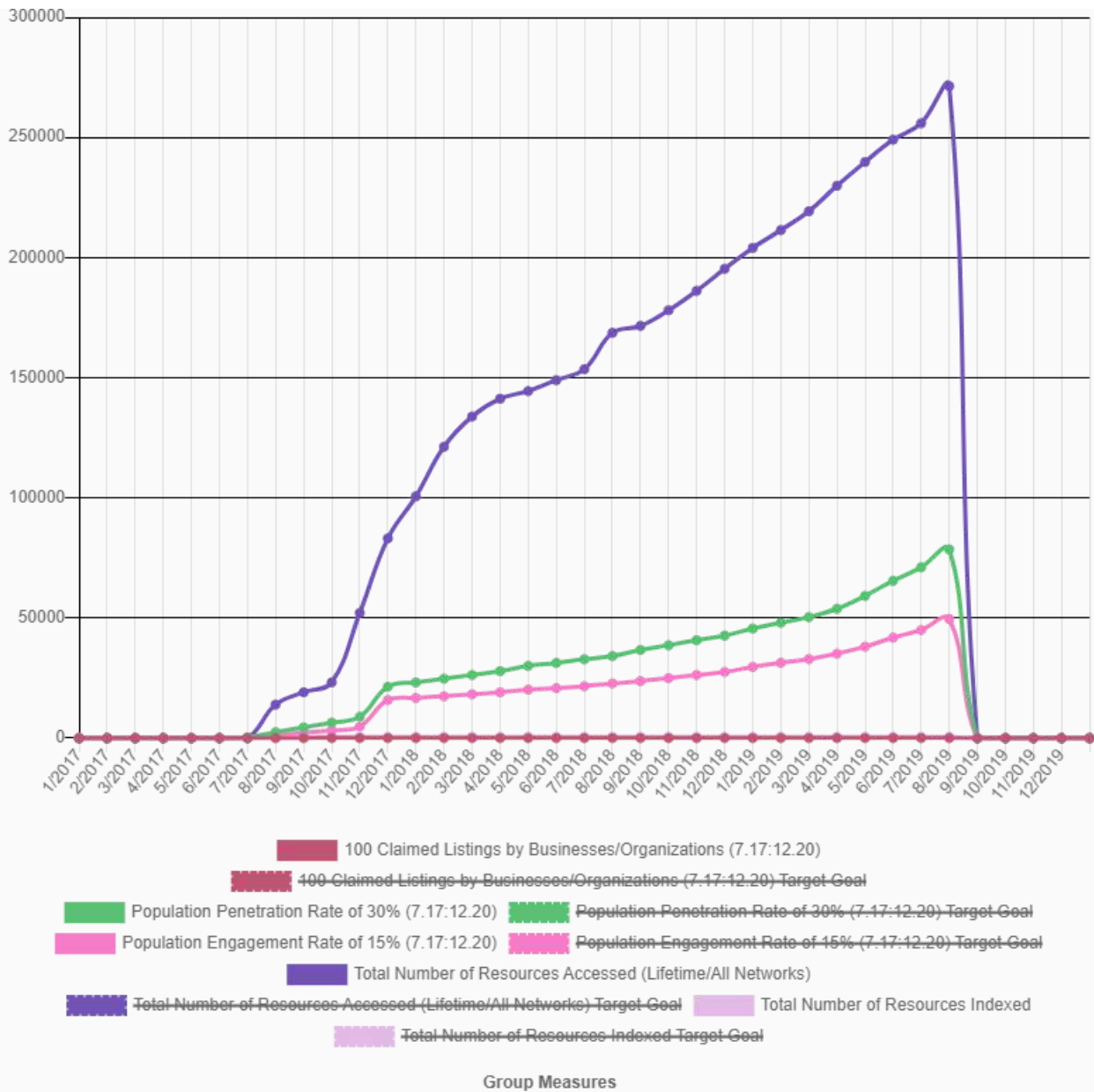
Showing 1 to 5 of 5 entries

Data Narrative

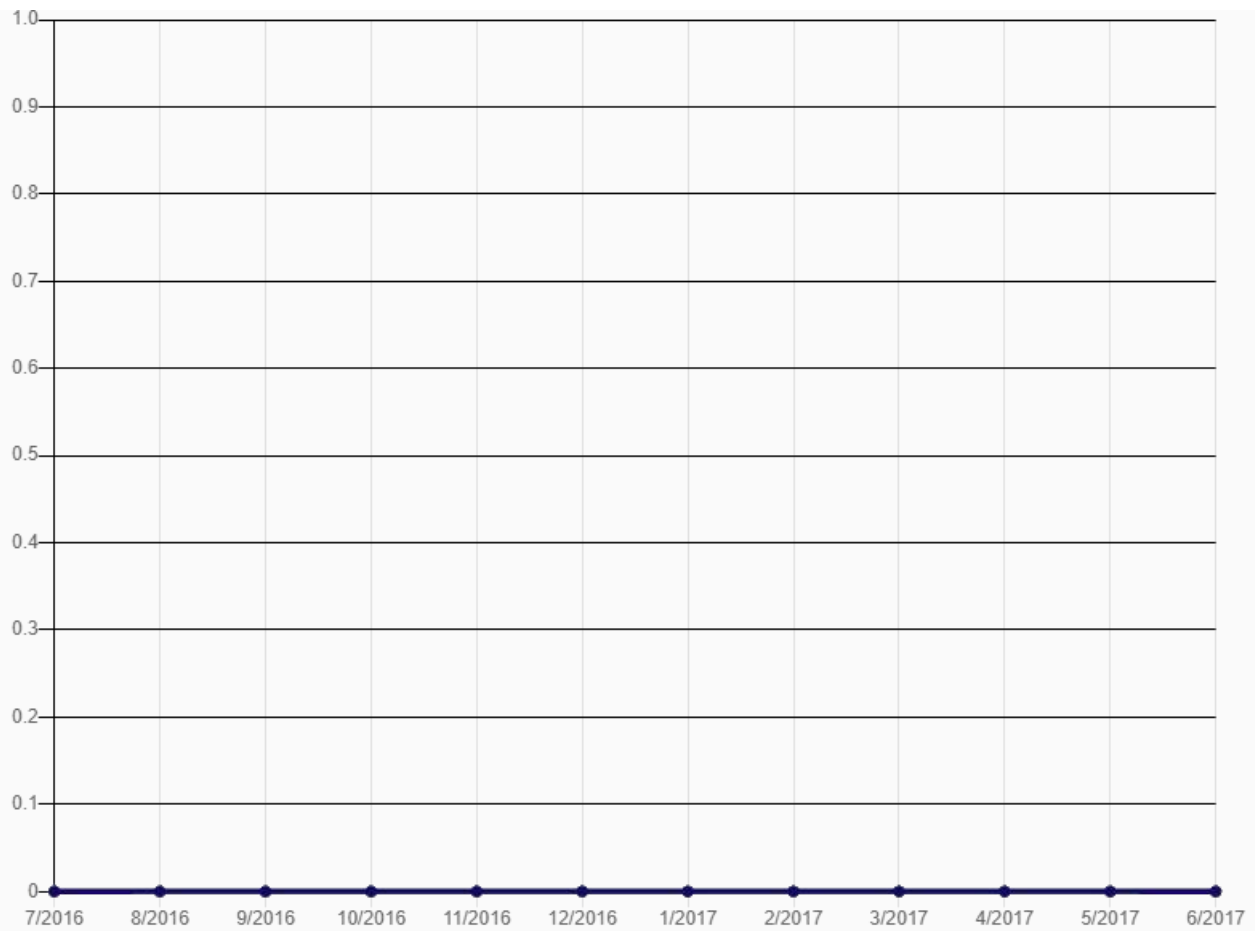


July 2018 Eleven listing claims were released to allow claims to be processed by new program coordinators as a result of retirements and

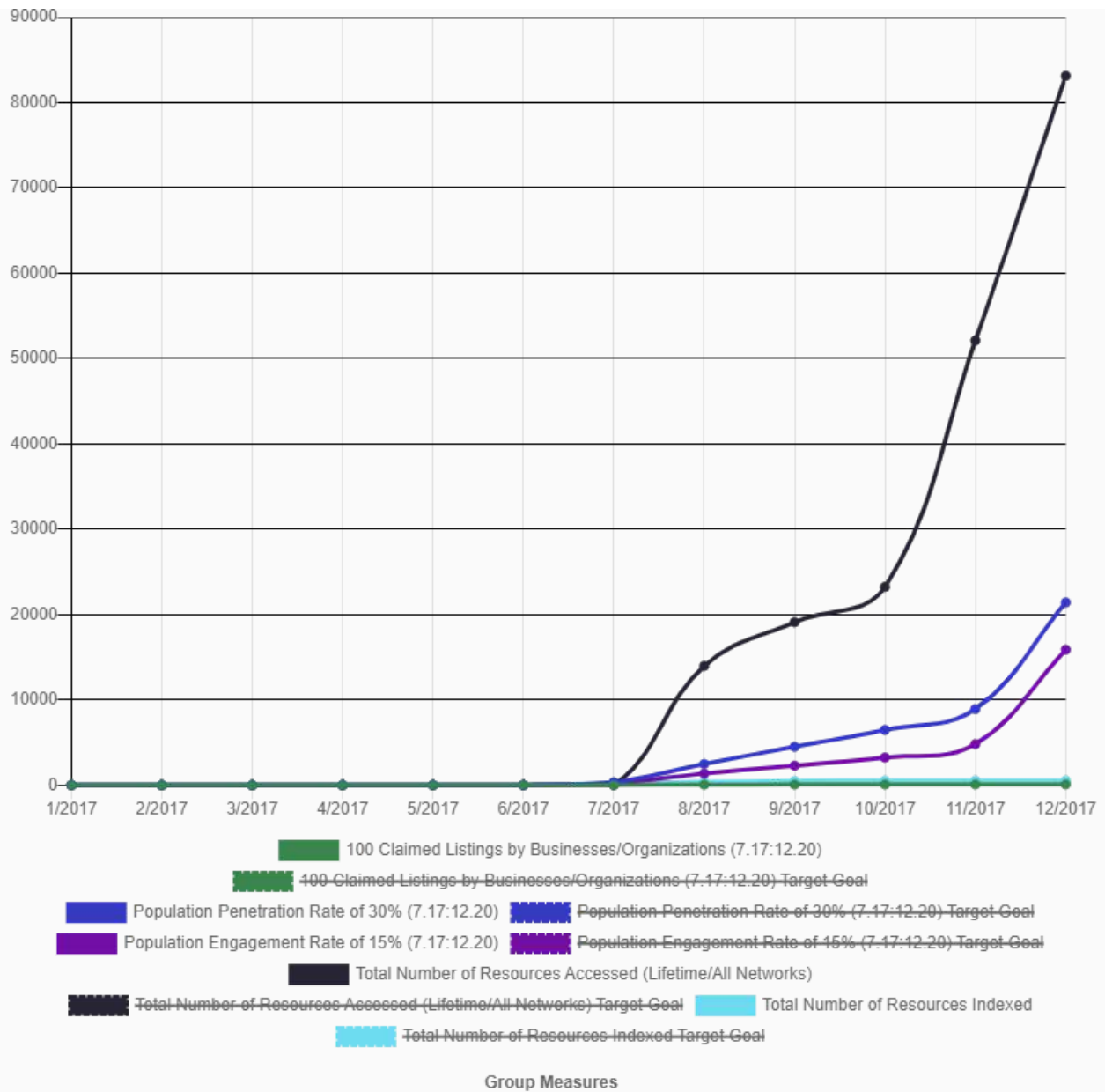
Scaled Data Visualization



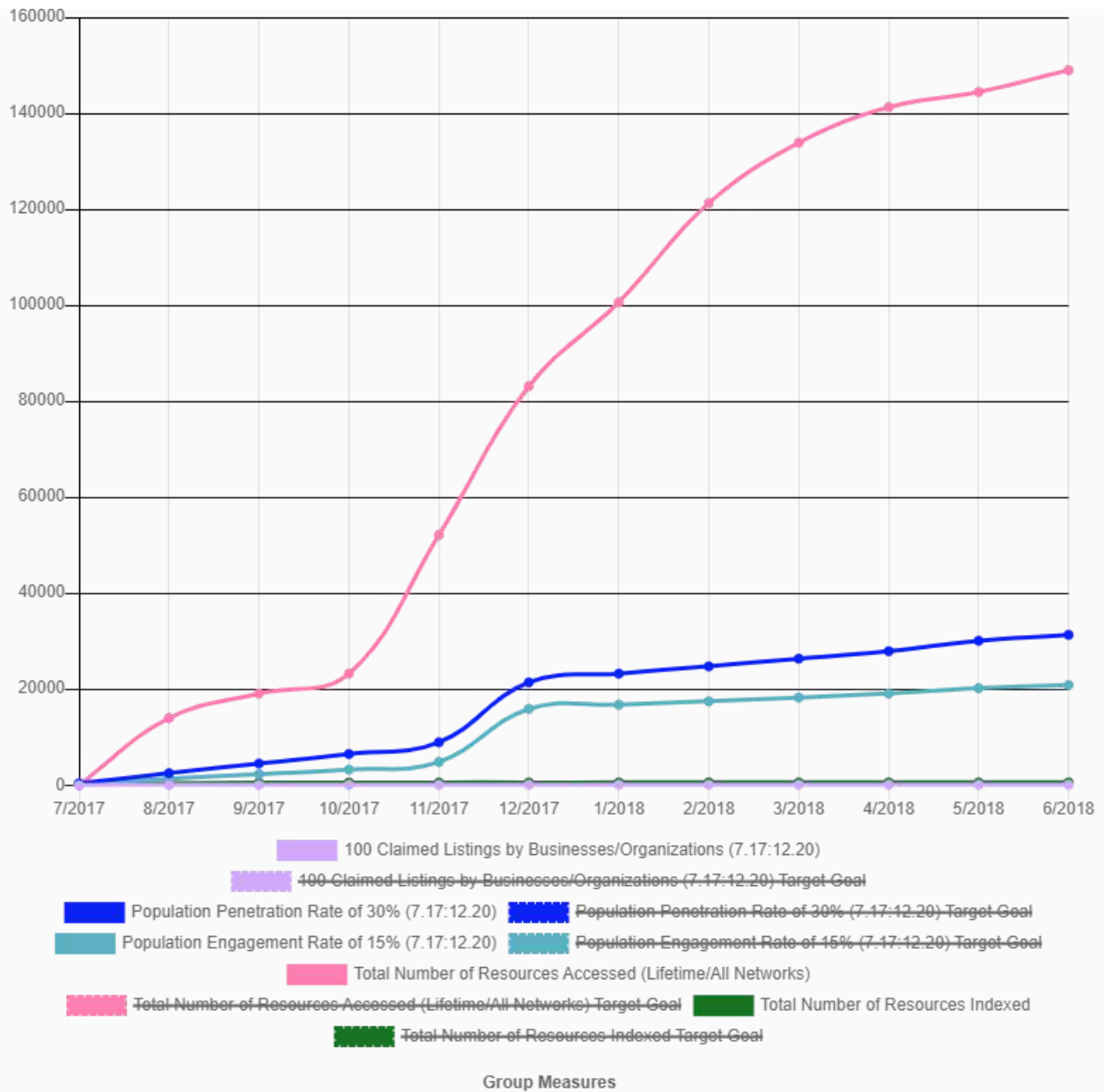
Fiscal Year 2017 Data Visualization (July-June)



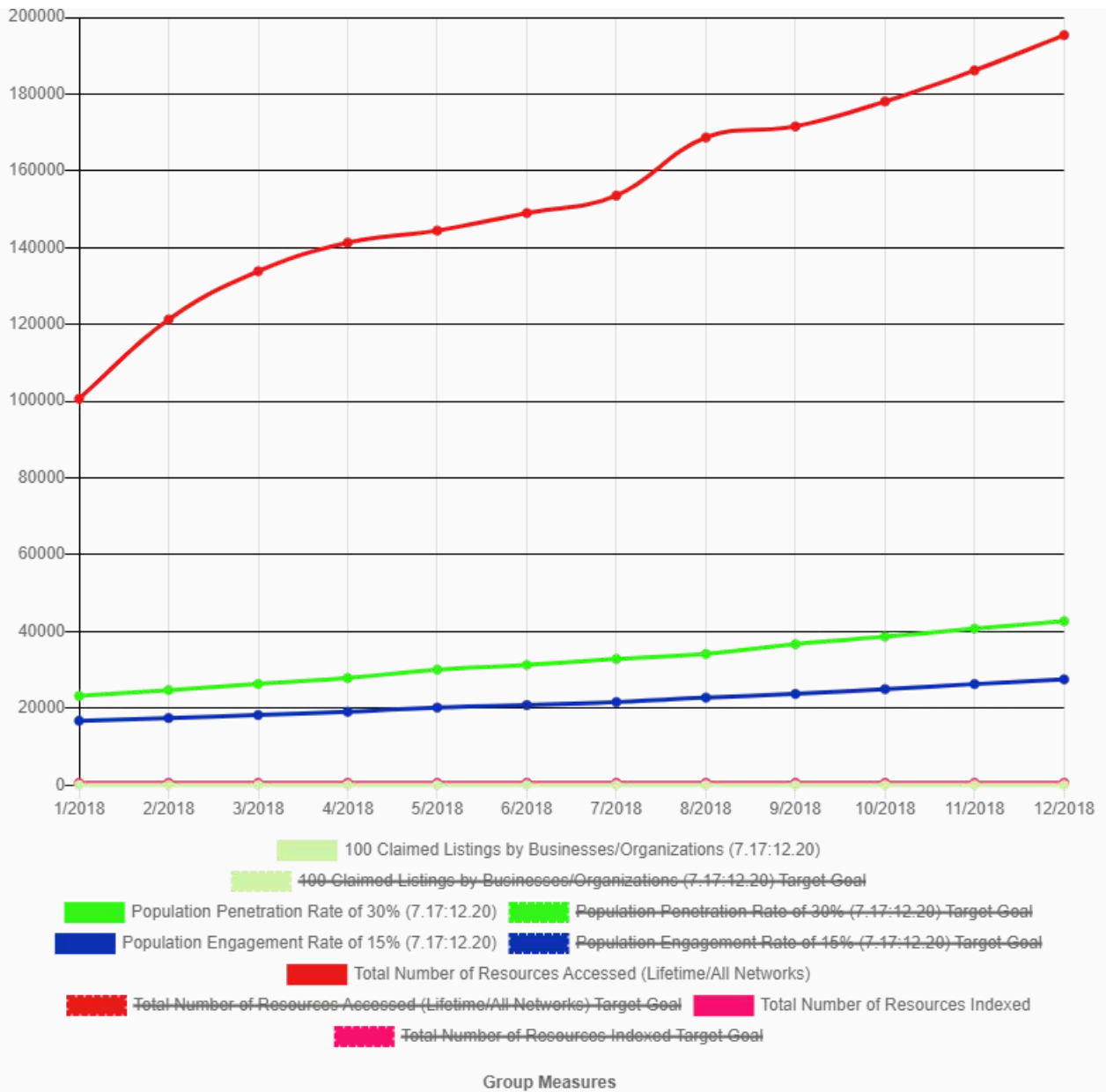
Calendar Year 2017 Data Visualization



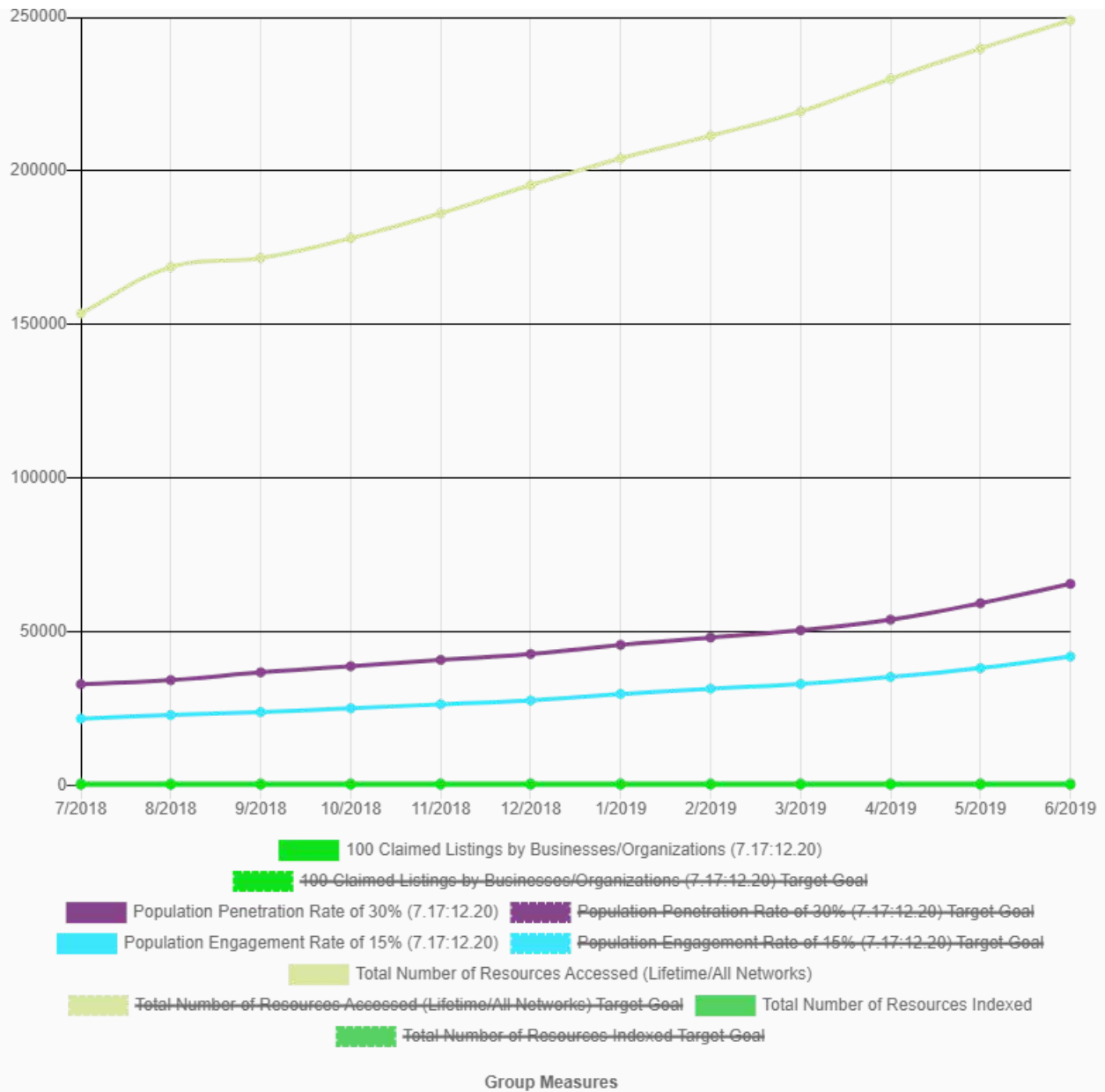
Fiscal Year 2018 Data Visualization (July-June)



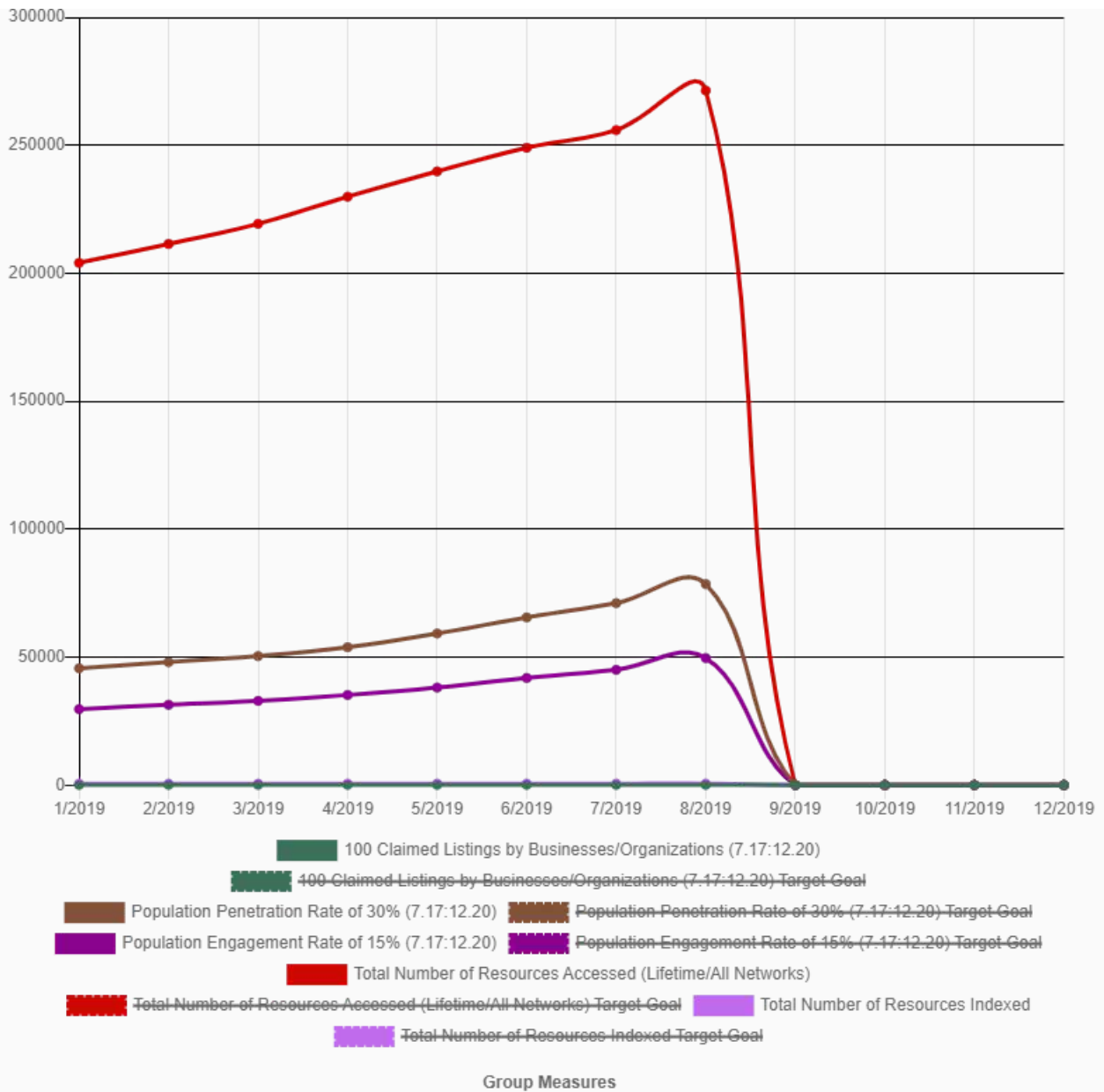
Calendar Year 2018 Data Visualization



Fiscal Year 2019 Data Visualization (July-June)



Calendar Year 2019 Data Visualization



Last Modification

John Corbin edited this group on September 23, 2019.

John Corbin edited this group on August 09, 2019.

John Corbin edited this group on August 09, 2019.

John Corbin edited this group on July 18, 2019.

John Corbin edited this group on June 13, 2019.

John Corbin edited this group on May 13, 2019.

John Corbin edited this group on April 17, 2019.

John Corbin edited this group on March 19, 2019.

John Corbin edited this group on February 19, 2019.

John Corbin edited this group on January 18, 2019.

John Corbin edited this group on December 18, 2018.

John Corbin edited this group on November 09, 2018.

John Corbin edited this group on September 18, 2018.

John Corbin edited this group on August 14, 2018.

John Corbin edited this group on August 02, 2018.

Fred Polce edited this group on June 08, 2018.

John Corbin edited this group on June 08, 2018.

John Corbin edited this group on June 08, 2018.

John Corbin edited this group on May 23, 2018.

John Corbin edited this group on May 23, 2018.

Contributing Community Participants

[Lacy Coffren](#), [Tiffany Fratz](#), [Rick DeWitt](#), [Juliet Sanders](#), [Tammy Stewart](#), [Joseph M Casey](#), [Kristi Cassada](#), [Mike](#), [Jenny](#), [Virgie](#), [Kelly](#), [Susie](#), [F Karen DeVore](#), [Carol Bass](#), [McKenzie Wotring](#), [Karen Matthews](#), [Jillian Kelly](#), [Cindy Mankamy](#), [Eric Cvetnick](#), [sharon rounds](#), [Melinda Smith](#), [Shelley Argabrite](#), [Bev Tucker](#), [Lori Lewis](#), [Matthew Friend](#), [kristina wadidii](#), [Kendra McLaughlin](#), [Jennifer Brenneman](#), [Amy Ritchie](#), [C Kelly Rock](#), [Marianne Knotts](#), [Lisa Nichols](#), [Kendall Ludwig](#), [Linda Costello](#), [Michelle Ross](#), [Beth Brenneman](#), [Kara Taylor](#), [Laura Schre](#)





Improving Healthy Birth Weights

Public Group 6 days ago

Leave Group

GROUP ADMINS



Health Improvement Strategy

"Improving Healthy Birth Weights"

<https://mygarrettcountry.com/groups/improving-health-birth-weights/>

Goal:


FY 2018- 90% of healthy birth weights (greater than or equal to 2,500 grams or greater than or equal to 5.5 pounds) for mothers enrolled in

Strategy Description:

1. Mothers enrolled prenatally in Healthy Families home visiting will receive health promotion and education during pregnancy on topics to in Healthy Families home visiting will be screened for emotional wellness. 5. Mothers enrolled prenatall in Healthy Families home visiting wi Early Care Program makes contact with pregnant women throughout the county and offers education on healthy pregnancy and full- term c

Level of Change:

Programs

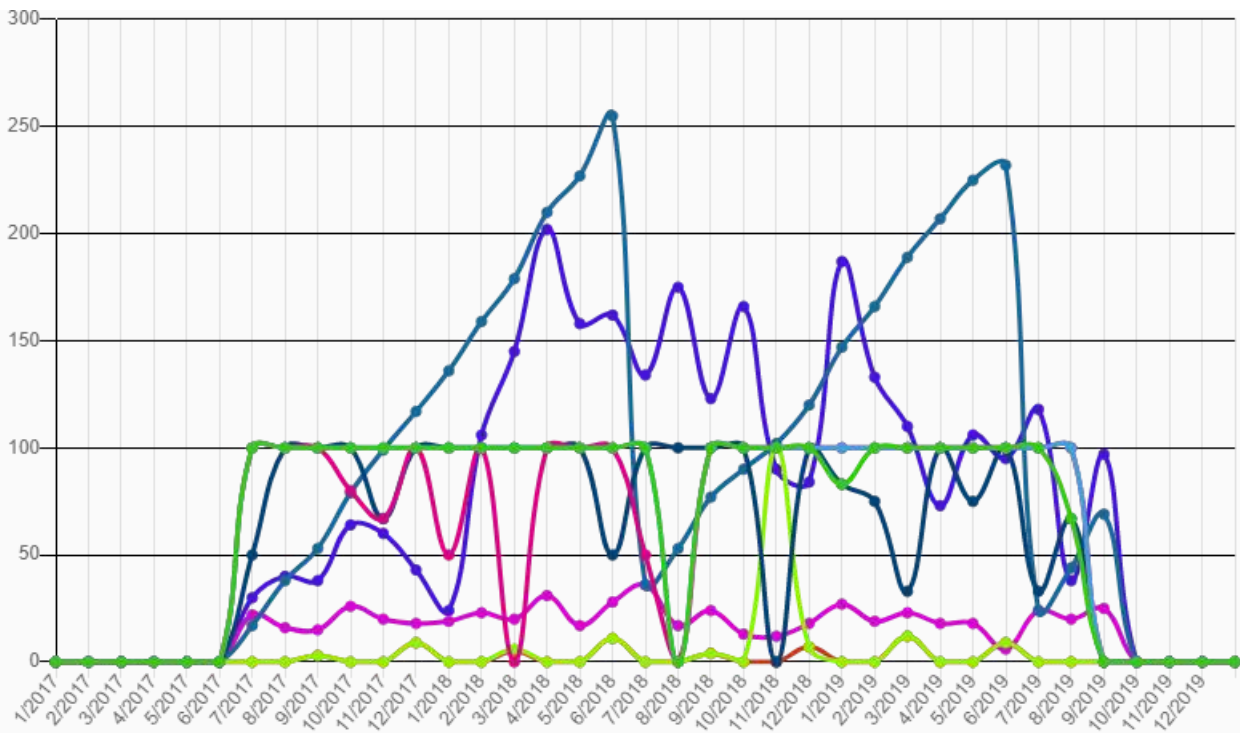
% of Healthy Birth Weights for HFGC Enrolled Mothers	90	Active	Increase						
% of HFGC Enrolled Prenatal Mothers Screened for Emotional Wellness	95	Active	Increase						
% of Prenatal HFGC Enrolled Mothers Receiving Healthy	95	Active	Increase						

Showing 1 to 9 of 9 entries

Data Narrative

Measure #5 and #6 (# of HFGC Births per Quarter and # HFGC Healthy Birth Weights per Quarter) data is entered every 3 months. Measure

Scaled Data Visualization



Group Measures

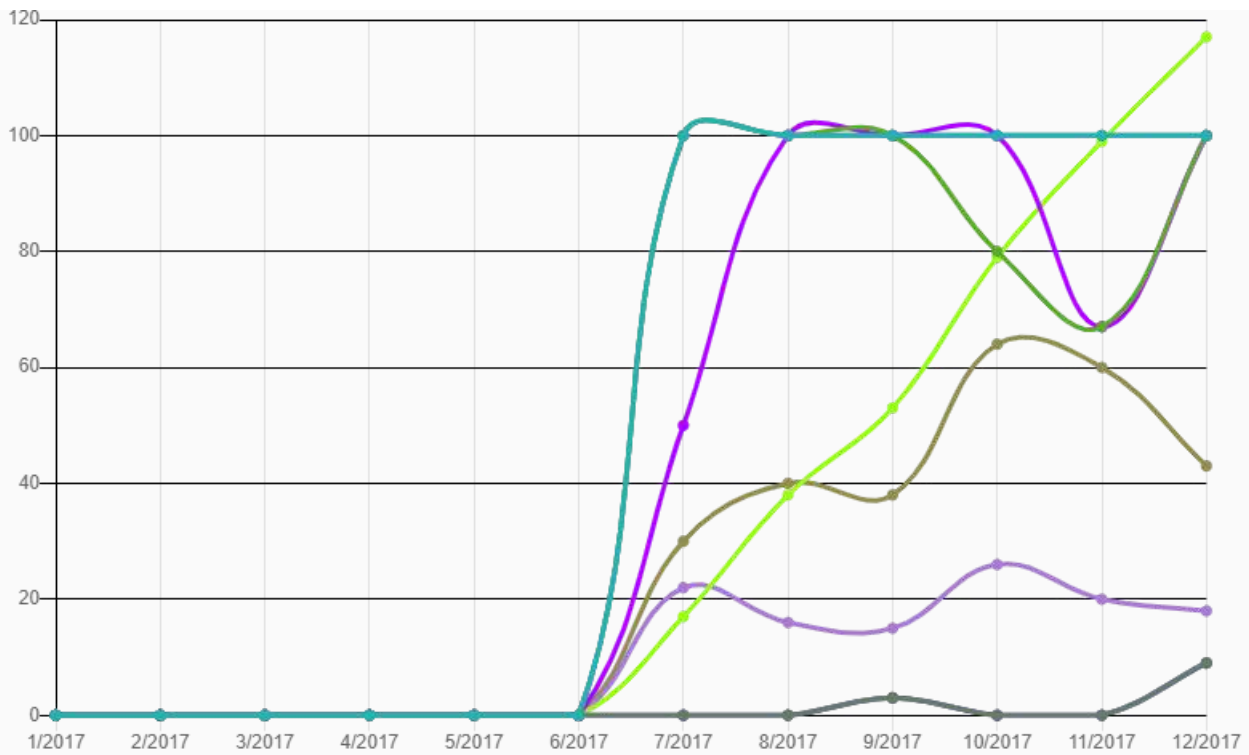
Fiscal Year 2017 Data Visualization (July-June)





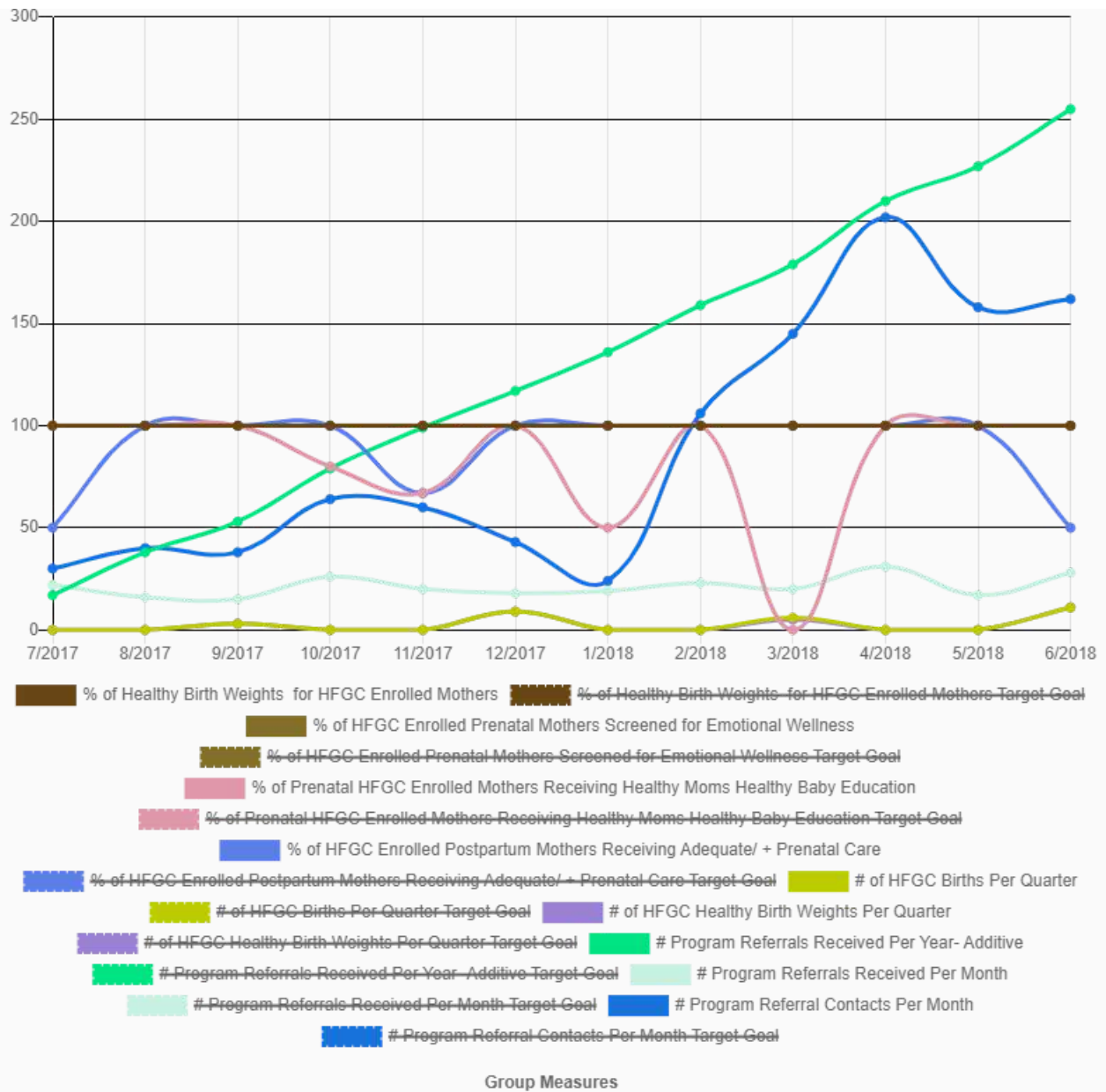
Group Measures

Calendar Year 2017 Data Visualization

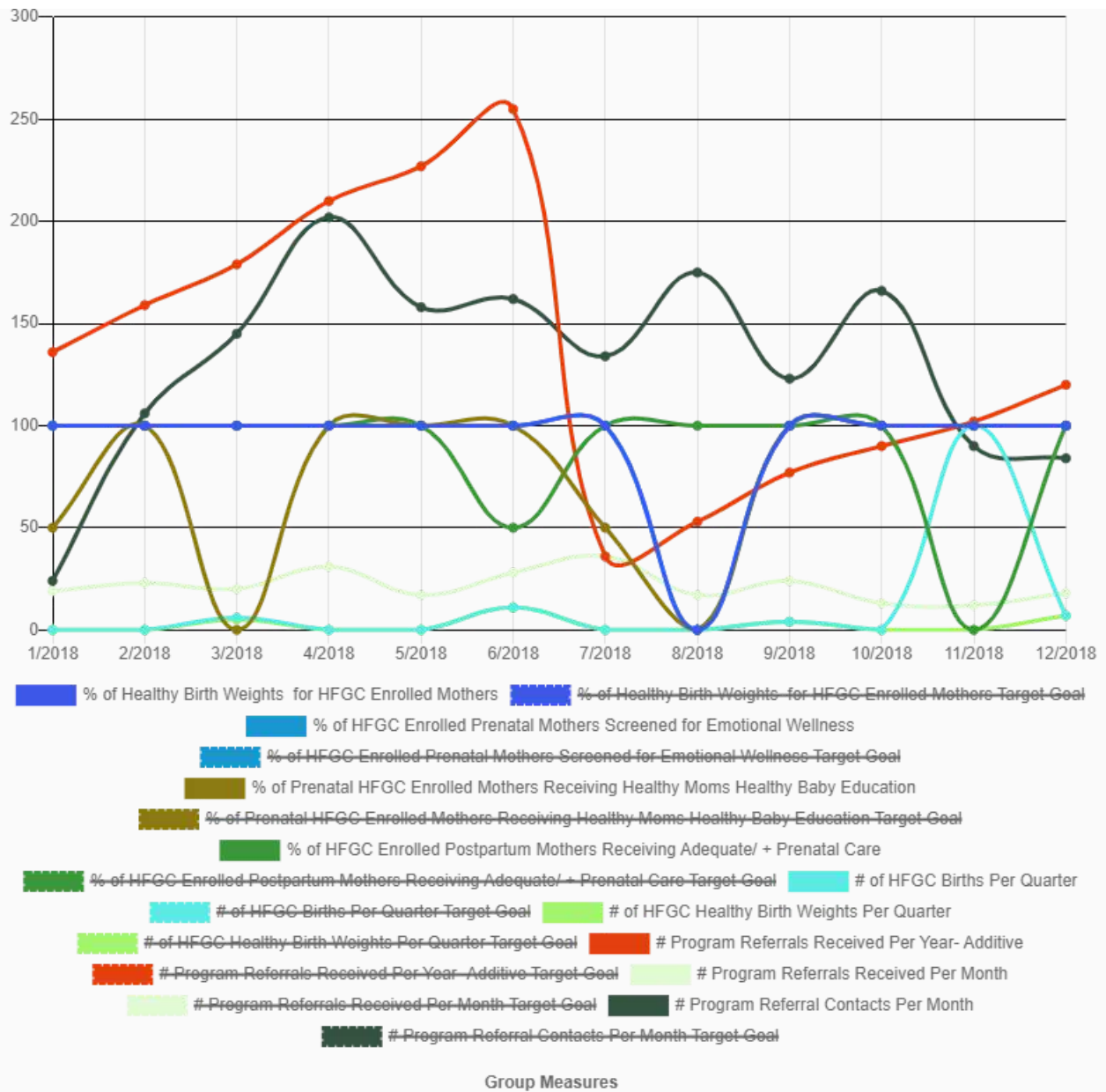


Group Measures


Fiscal Year 2018 Data Visualization (July-June)



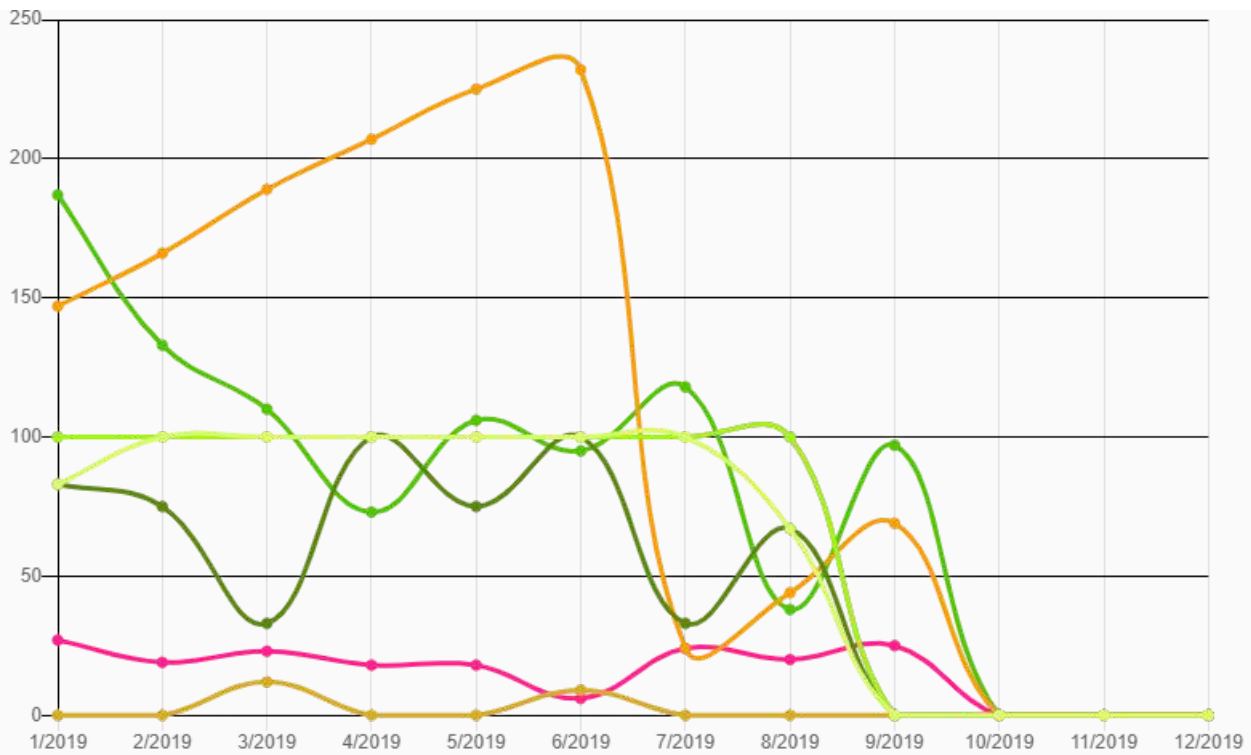
Calendar Year 2018 Data Visualization



Fiscal Year 2019 Data Visualization (July-June)



Calendar Year 2019 Data Visualization



Group Measures

Last Modification

- Maria Friend edited this group on October 02, 2019.
- Maria Friend edited this group on September 29, 2019.
- Maria Friend edited this group on September 13, 2019.
- Maria Friend edited this group on August 12, 2019.
- Maria Friend edited this group on August 12, 2019.
- Maria Friend edited this group on July 10, 2019.
- Maria Friend edited this group on July 10, 2019.
- Maria Friend edited this group on June 10, 2019.
- Maria Friend edited this group on June 10, 2019.
- Maria Friend edited this group on June 10, 2019.
- Maria Friend edited this group on June 10, 2019.
- Maria Friend edited this group on June 09, 2019.



Maria Friend edited this group on June 09, 2019.
Maria Friend edited this group on April 25, 2019.
Maria Friend edited this group on March 19, 2019.
Maria Friend edited this group on March 02, 2019.
Maria Friend edited this group on February 22, 2019.
Maria Friend edited this group on February 22, 2019.
Maria Friend edited this group on February 22, 2019.
Katie Welch edited this group on January 25, 2019.
Maria Friend edited this group on January 24, 2019.
Maria Friend edited this group on January 21, 2019.
Maria Friend edited this group on January 21, 2019.
Maria Friend edited this group on January 21, 2019.
Maria Friend edited this group on December 20, 2018.
Maria Friend edited this group on November 19, 2018.
Katie Welch edited this group on October 17, 2018.
Maria Friend edited this group on October 15, 2018.
Maria Friend edited this group on September 18, 2018.
Maria Friend edited this group on September 18, 2018.
Maria Friend edited this group on August 16, 2018.
Maria Friend edited this group on August 16, 2018.
Maria Friend edited this group on August 16, 2018.
Katie Welch edited this group on August 14, 2018.
Katie Welch edited this group on August 13, 2018.
Katie Welch edited this group on August 13, 2018.
Katie Welch edited this group on July 23, 2018.
Maria Friend edited this group on July 07, 2018.
Katie Welch edited this group on June 15, 2018.
Katie Welch edited this group on June 13, 2018.
Katie Welch edited this group on June 13, 2018.
Katie Welch edited this group on June 13, 2018.
Katie Welch edited this group on June 13, 2018.
Maria Friend edited this group on June 11, 2018.
Katie Welch edited this group on June 08, 2018.



Contributing Community Participants

[Lacy Coffren](#), [Juli McCoy](#), [Juliet Sanders](#), [Erin Marsh](#), [jessica howard](#), [Carrie Hook](#), [Mary Johnson](#), [Jennifer VanPelt](#), [Tricia](#), [Christine](#), [Lindse](#), [Fred Polce](#), [Melina Manley](#), [Kimberly Hawes](#), [Katie Welch](#), [Jodi Roberson](#), [Heather Cooper](#), [John Corbin](#), [Earleen Beckman](#),





kNOWDRINKING.net

Public Group 2 minutes ago

Leave Group

GROUP ADMINS



Health Improvement Strategy

"kNOWDRINKING.net"

["https://mygarrettcountry.com/groups/knowdrinking-net/"](https://mygarrettcountry.com/groups/knowdrinking-net/)

Goal:

Media Campaign Regarding Binge Drinking

Strategy Description:

Binge drinking is most common among 18-25 years and is a serious, but preventable public health problem. In addition to the associated n

Level of Change:

Programs

Primary Focus Area:

Maternal, Child, and Adolescent Health

Data Category Tag:

GCHD Health Education and Outreach

Estimated Implementation Date:

2016-07-01

Estimated Completion Date:

2020-06-30



Estimated Ease of Implementation:

Moderate

Estimated Cost of Implementation:

Moderate

Potential Community Benefit:

Moderate

Research:

Mass Media Toolkit

Measurements	Target Goal	Status	Desired Trend	Contributor	January 2017	February 2017	March 2017	April 2017	May 2017
kNOwDRINKING.net Users	25	Active	Increase				2	3	3
kNOwDRINKING.net Sessions	50	Active	Increase				2	3	3

Facebook Reach	500	Active	Increase						
Monthly # of Unique Marketing Materials Produced	10	Active	Increase						
Monthly Media Messages Disseminated	10	Active	Increase						

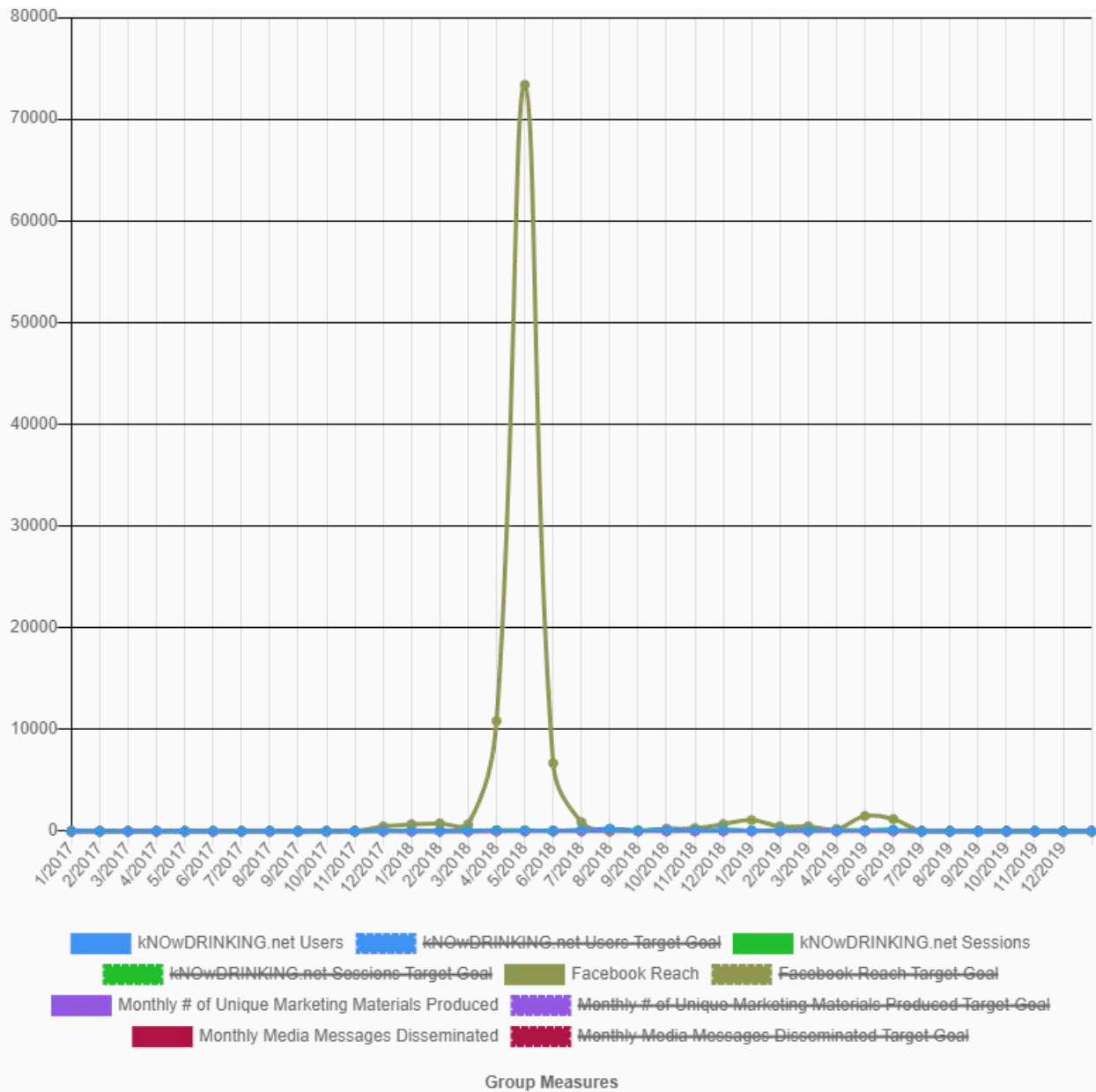
Showing 1 to 5 of 5 entries

Data Narrative

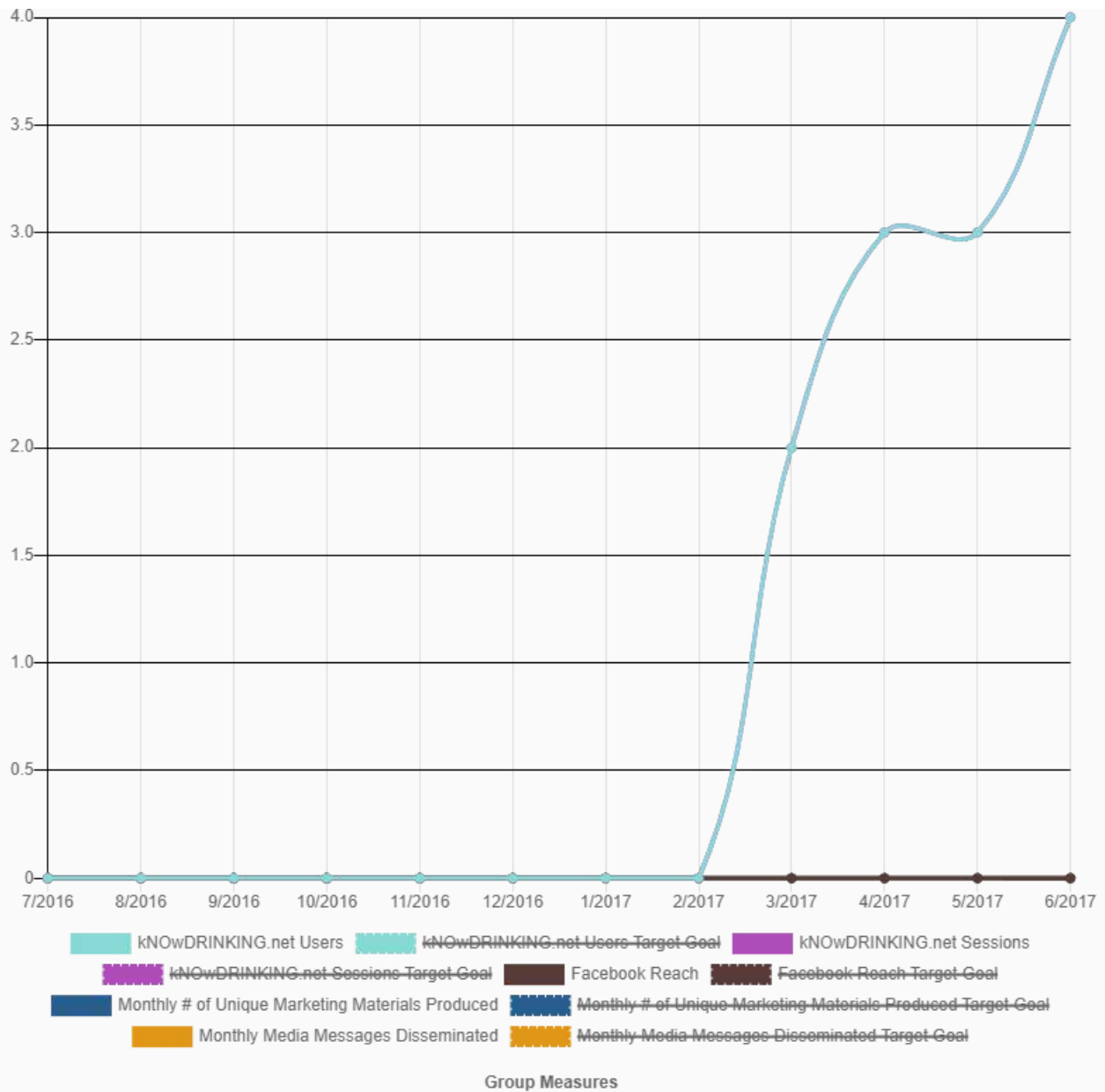
kNOwDRINKING.net Users: End-level marketing metric to track the overall effectiveness of the campaign. kNOwDRINKING.net Sessions: End-level marketing metric to track the overall effectiveness of the campaign. kNOwDRINKING.net Sessions to run simultaneously over time.



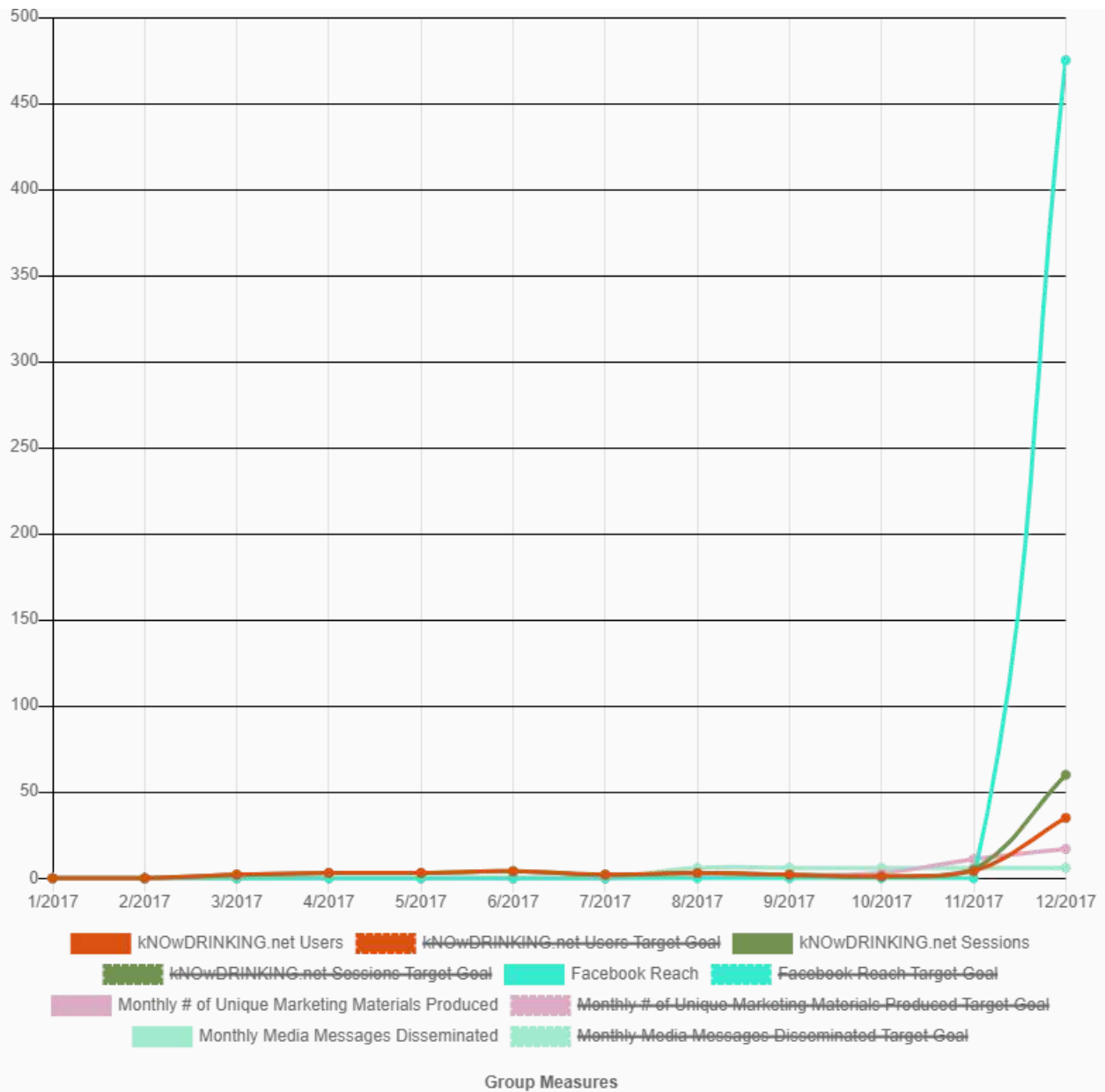
Scaled Data Visualization



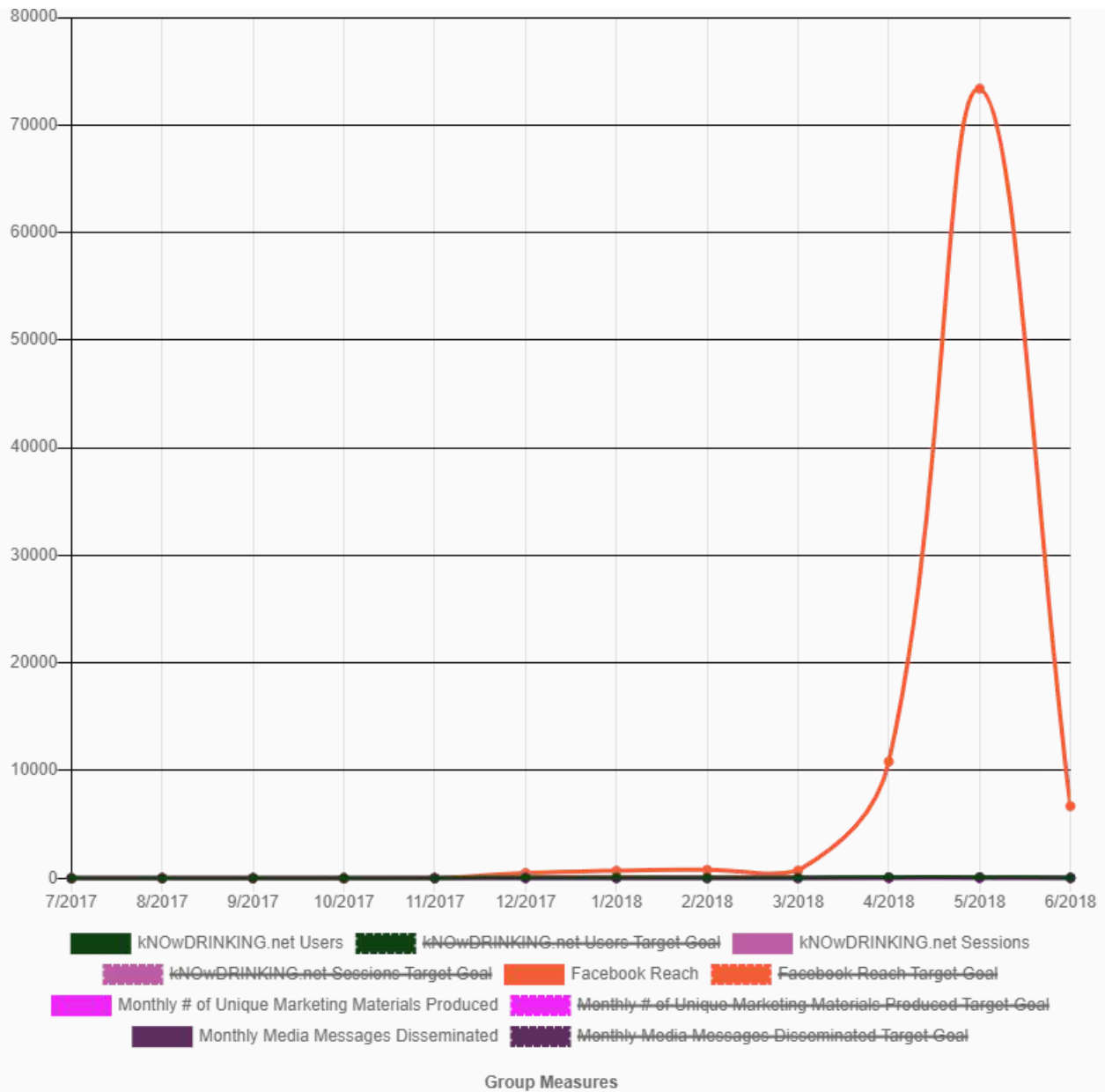
Fiscal Year 2017 Data Visualization (July-June)



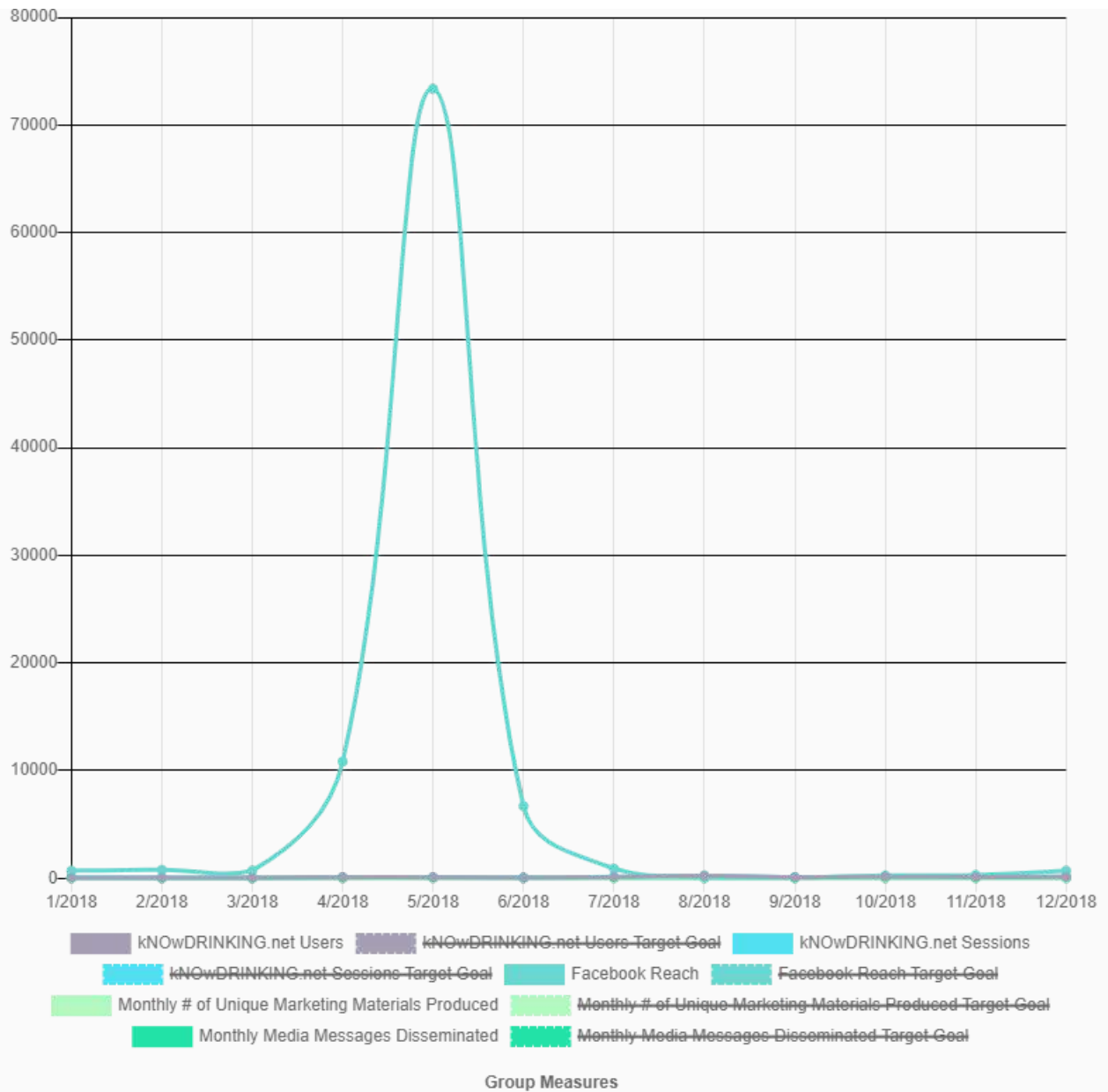
Calendar Year 2017 Data Visualization



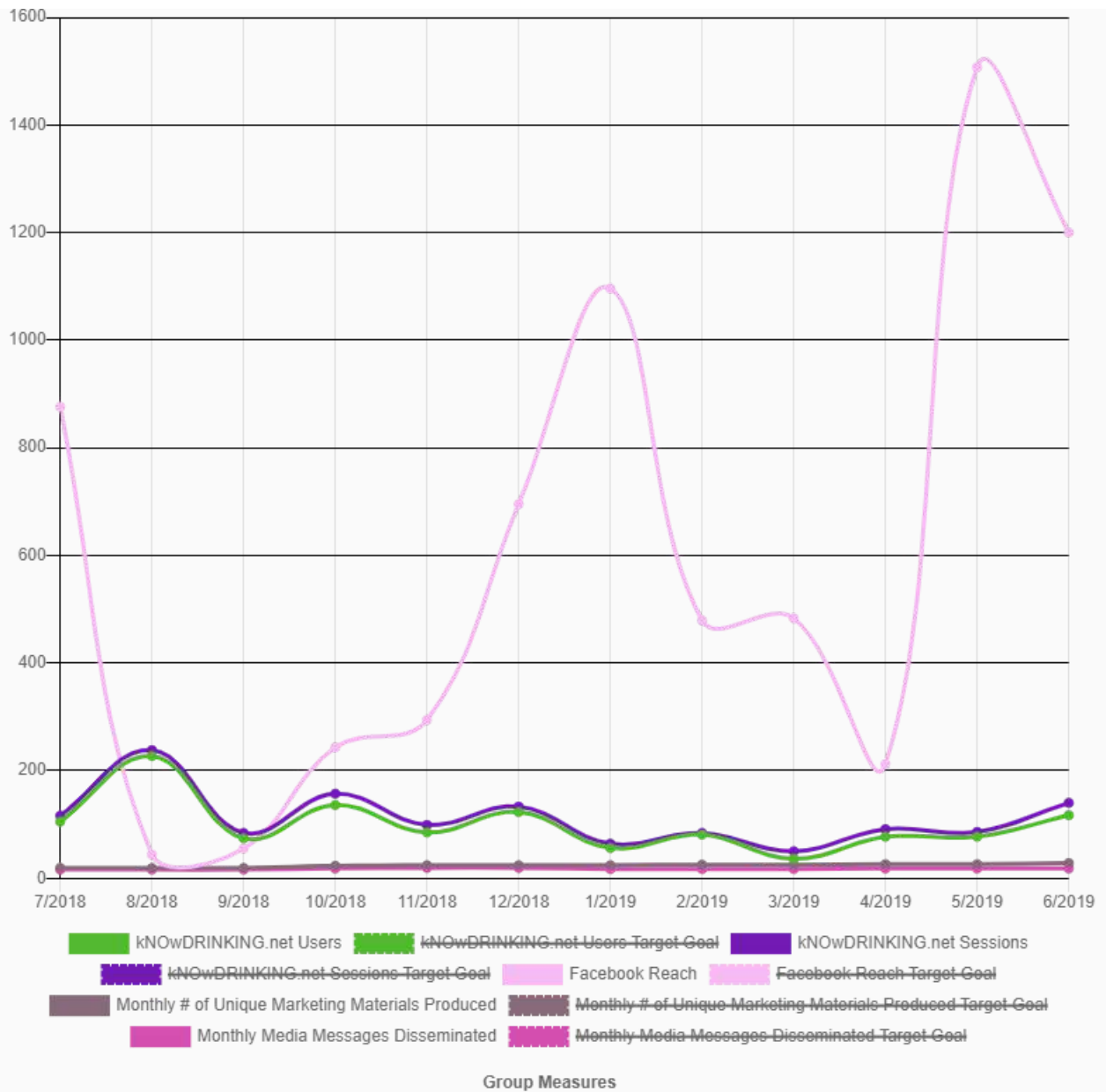
Fiscal Year 2018 Data Visualization (July-June)



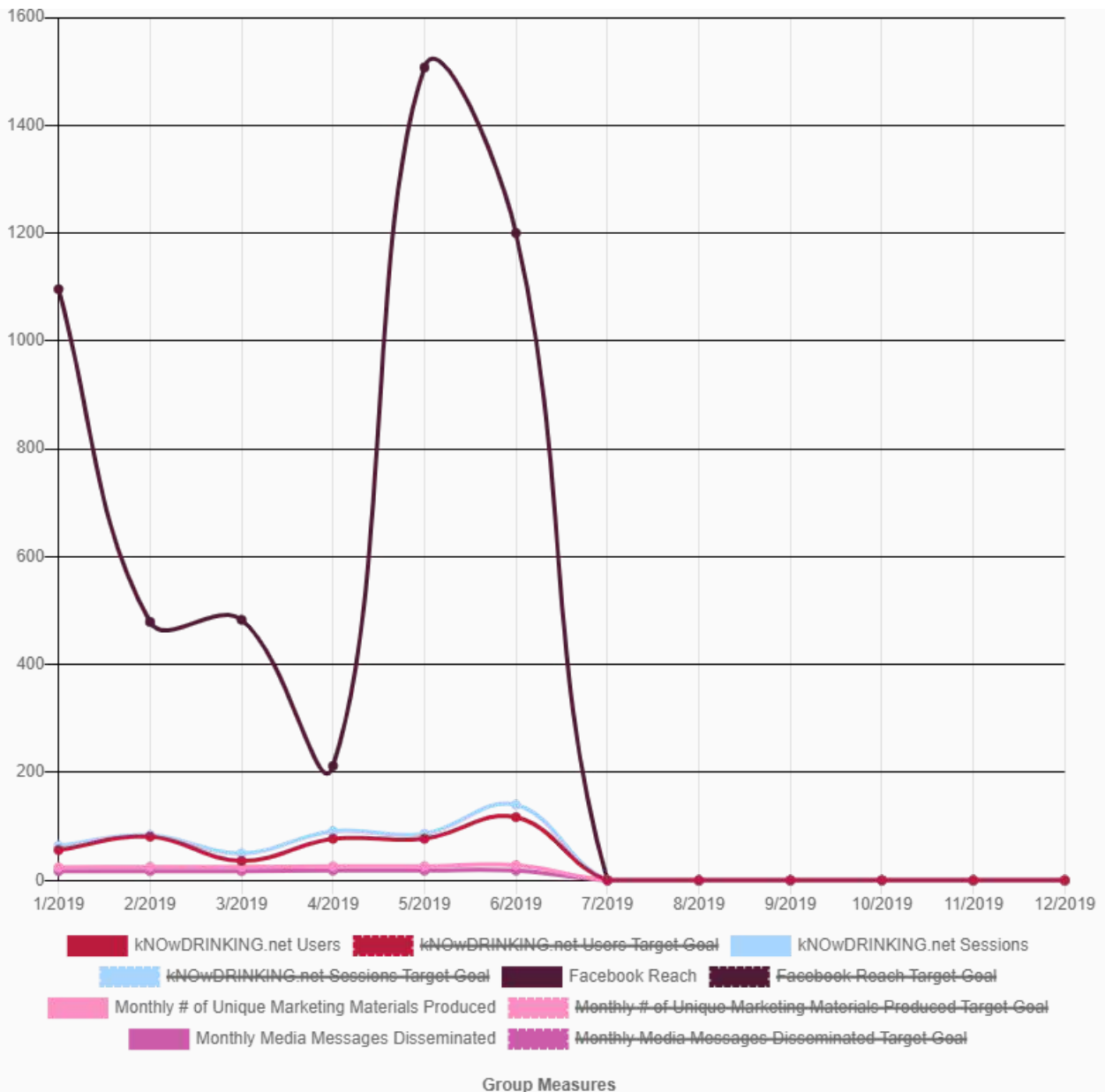
Calendar Year 2018 Data Visualization



Fiscal Year 2019 Data Visualization (July-June)



Calendar Year 2019 Data Visualization



Last Modification

Brenda Sisler edited this group on August 29, 2019.

Brenda Sisler edited this group on June 14, 2019.

John Corbin edited this group on March 19, 2019.

Brenda Sisler edited this group on March 08, 2019.

Brenda Sisler edited this group on March 05, 2019.

John Corbin edited this group on February 19, 2019.

Brenda Sisler edited this group on January 09, 2019.

John Corbin edited this group on December 18, 2018.

Brenda Sisler edited this group on November 01, 2018.

John Corbin edited this group on October 05, 2018.

Brenda Sisler edited this group on September 25, 2018.

Brenda Sisler edited this group on September 25, 2018.

John Corbin edited this group on September 18, 2018.

Brenda Sisler edited this group on August 03, 2018.

John Corbin edited this group on August 02, 2018.

Brenda Sisler edited this group on June 21, 2018.

John Corbin edited this group on June 08, 2018.

Sandy Miller edited this group on June 08, 2018.

Contributing Community Participants

[Heather Hanline](#), [Juli McCoy](#), [Juliet Sanders](#), [Ann Sherrard](#), [Teresa Friend](#), [HEATHER BERG](#), [faith friend](#), [Brian X. Murray](#), [Joseph M Casey](#), [Al](#)



Sponsored by the Garrett County Health Department. Transparency is important, [read all of our policies here](#). Built with ❤️ in Garrett County, Maryland.



Learning Beyond the Classroom

Public Group an hour ago

Leave Group

GROUP ADMINS



Health Improvement Strategy

"Learning Beyond the Classroom"

["https://mygarrettcountry.com/groups/local-management-board/learning-beyond-the-classroom/"](https://mygarrettcountry.com/groups/local-management-board/learning-beyond-the-classroom/)

Goal:

At each stop, the Learning Beyond the Classroom bus provides school readiness lessons, nutrition and cooking activities, literature and art

Strategy Description:

The Learning Beyond the Classroom (LBTC) bus travels to ten (10) sites throughout Garrett County during the third week of every month. T areas serving families of poverty and lower income levels throughout Garrett County.

Level of Change:

Programs

How Much: # of parents/guardians, with or without children, attending a mobile outreach education event, who received a backpack containing educational supplies	40	Active	Increase	LMB					
How Much: # of LBTC events completed in									

Showing 1 to 4 of 4 entries



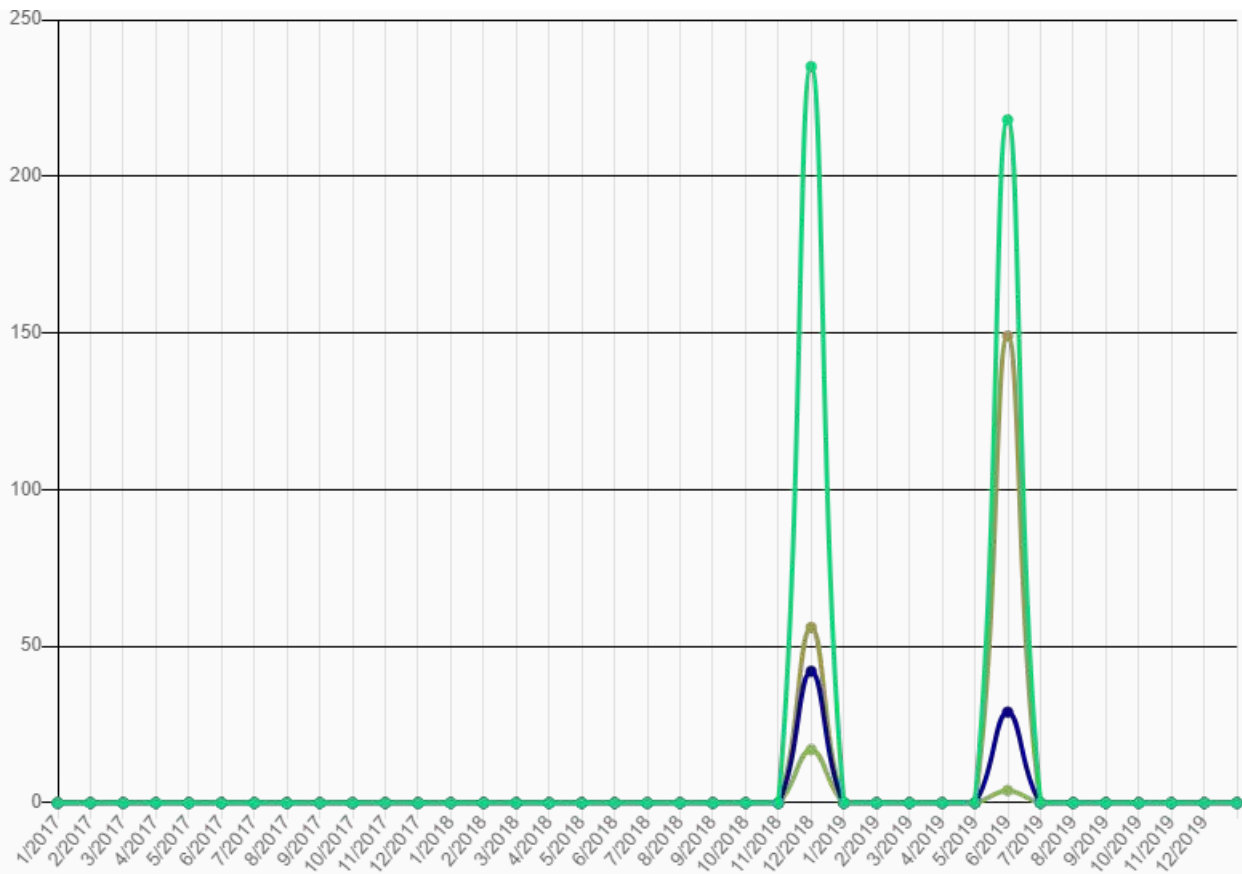
Data Narrative

Through collaboration and cooperation, a retired school bus was turned into a classroom fitted with everything necessary to function as a expansion areas. At each site there are school readiness lessons, nutrition and cooking activities, literature and art experiences, as well as Garrett County. The ten sites visited by the LBTC bus include:

- Bloomington Fire Department
- Kitzmiller School Building
- Lions Club Pavilion/Glades Park
- Loch Lynn Church of God
- Pleasant Valley Community Center
- Crellin United Brethren Church
- Grantsville Senior Center
- Avilton Community Center
- Friendsville Park
- Mountain Village Apartments (McHenry)

Data for the program is collected semi-annually and annually each fiscal year. The data represented here is unduplicated.

Scaled Data Visualization



How Much: # of parents/guardians, with or without children, attending a mobile outreach education event, who received a backpack containing educational materials
 How Much: # of parents/guardians, with or without children, attending a mobile outreach education event, who received a backpack containing educational materials
 How Much: # of LBTC events completed in underserved, low-income areas addressing preparation of healthy meals and snacks
 How Much: # of LBTC events completed in underserved, low-income areas addressing preparation of healthy meals and snacks Target Goal
 Better Off: # of LBTC participants engaging in two or more wellness activities
 Better Off: # of LBTC participants engaging in two or more wellness activities Target Goal
 Better Off: # who have completed an Identified Pathway Planning Outcome or other educational/vocational goal measured by the crisis to thrive scale
 Better Off: # who have completed an Identified Pathway Planning Outcome or other educational/vocational goal measured by the crisis to thrive scale

Group Measures

Fiscal Year 2017 Data Visualization (July-June)



How Much: # of parents/guardians, with or without children, attending a mobile outreach education event, who received a backpack containing educational materials

How Much: # of parents/guardians, with or without children, attending a mobile outreach education event, who received a backpack containing educational materials

How Much: # of LBTC events completed in underserved, low-income areas addressing preparation of healthy meals and snacks

How Much: # of LBTC events completed in underserved, low-income areas addressing preparation of healthy meals and snacks Target Goal

Better Off: # of LBTC participants engaging in two or more wellness activities

Better Off: # of LBTC participants engaging in two or more wellness activities Target Goal

Better Off: # who have completed an Identified Pathway Planning Outcome or other educational/vocational goal measured by the crisis to thrive scale

Better Off: # who have completed an Identified Pathway Planning Outcome or other educational/vocational goal measured by the crisis to thrive scale

Group Measures

Calendar Year 2017 Data Visualization



How Much: # of parents/guardians, with or without children, attending a mobile outreach education event, who received a backpack containing educational materials

How Much: # of parents/guardians, with or without children, attending a mobile outreach education event, who received a backpack containing educational materials

How Much: # of LBTC events completed in underserved, low-income areas addressing preparation of healthy meals and snacks

How Much: # of LBTC events completed in underserved, low-income areas addressing preparation of healthy meals and snacks Target Goal

Better Off: # of LBTC participants engaging in two or more wellness activities

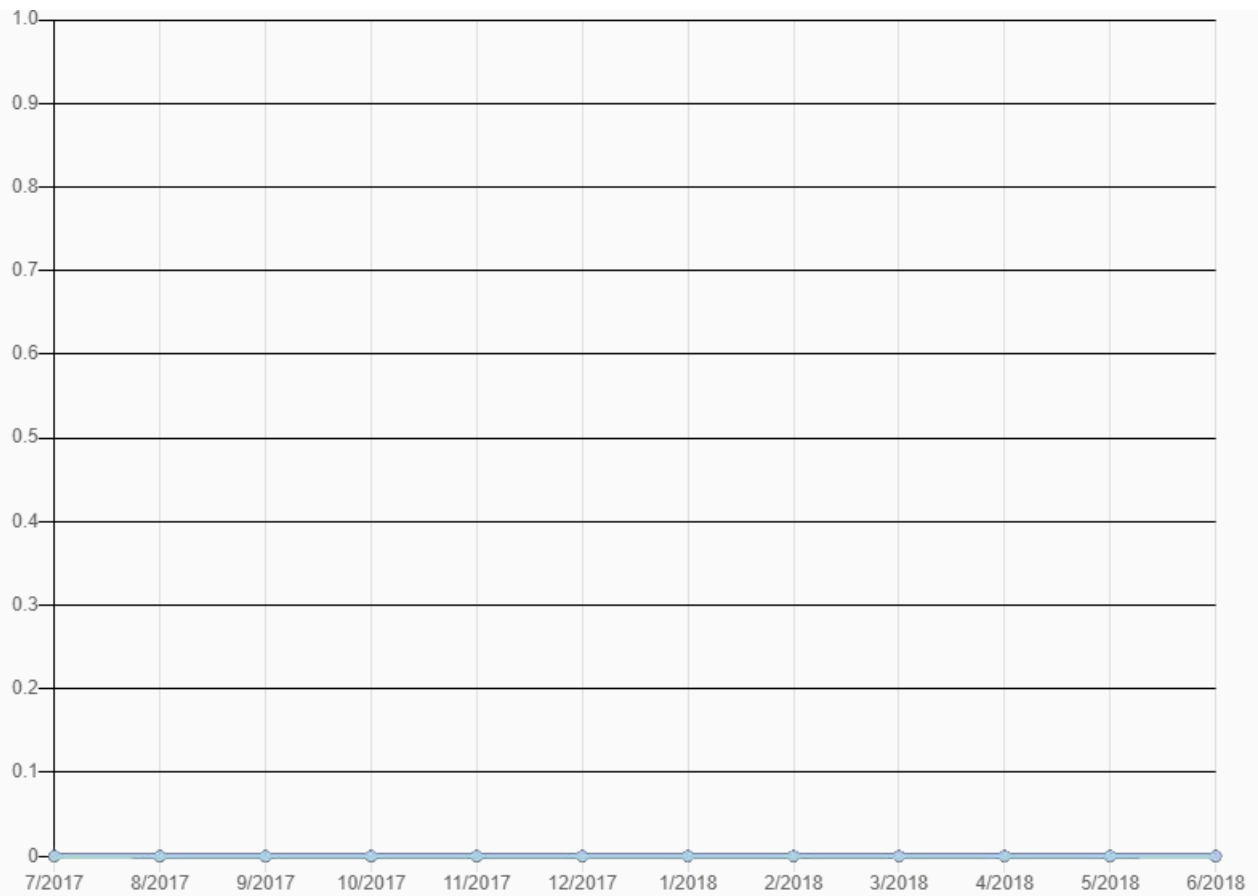
Better Off: # of LBTC participants engaging in two or more wellness activities Target Goal

Better Off: # who have completed an Identified Pathway Planning Outcome or other educational/vocational goal measured by the crisis to thrive scale

Better Off: # who have completed an Identified Pathway Planning Outcome or other educational/vocational goal measured by the crisis to thrive scale

Group Measures

Fiscal Year 2018 Data Visualization (July-June)



How Much: # of parents/guardians, with or without children, attending a mobile outreach education event, who received a backpack containing educational materials

How Much: # of parents/guardians, with or without children, attending a mobile outreach education event, who received a backpack containing educational materials

How Much: # of LBTC events completed in underserved, low-income areas addressing preparation of healthy meals and snacks

How Much: # of LBTC events completed in underserved, low-income areas addressing preparation of healthy meals and snacks Target Goal

Better Off: # of LBTC participants engaging in two or more wellness activities

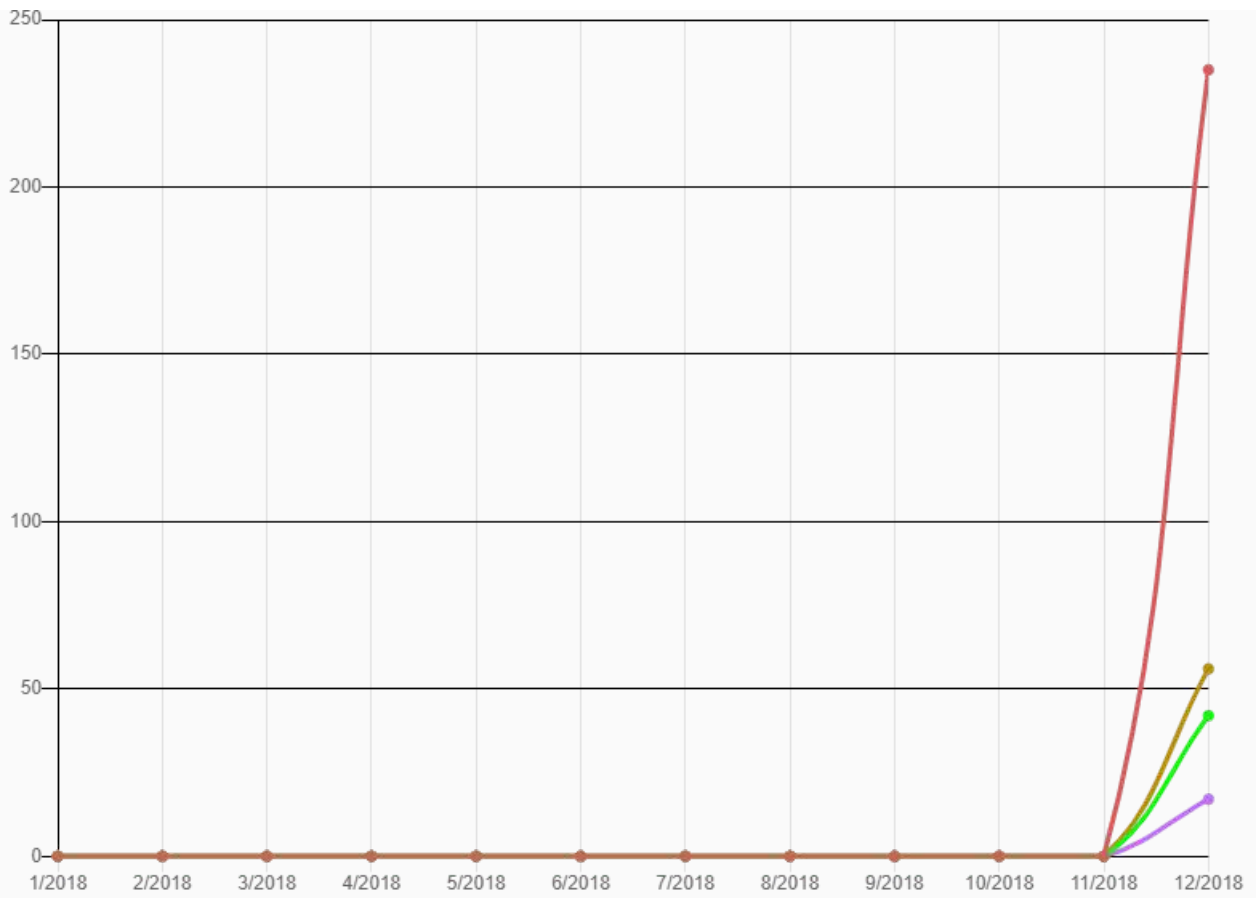
Better Off: # of LBTC participants engaging in two or more wellness activities Target Goal

Better Off: # who have completed an Identified Pathway Planning Outcome or other educational/vocational goal measured by the crisis to thrive scale

Better Off: # who have completed an Identified Pathway Planning Outcome or other educational/vocational goal measured by the crisis to thrive scale

Group Measures

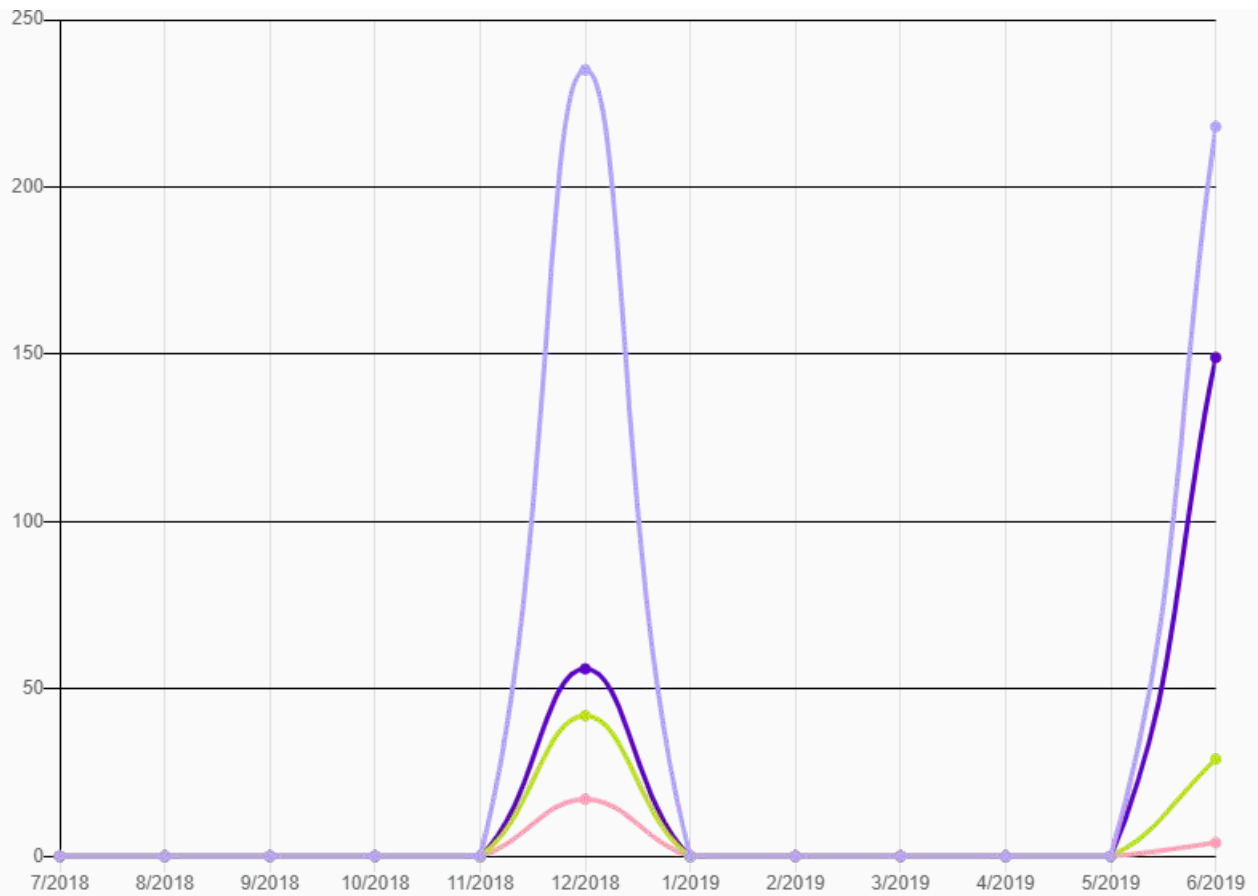
Calendar Year 2018 Data Visualization



How Much: # of parents/guardians, with or without children, attending a mobile outreach education event, who received a backpack containing educational materials
 How Much: # of parents/guardians, with or without children, attending a mobile outreach education event, who received a backpack containing educational materials
 How Much: # of LBTC events completed in underserved, low-income areas addressing preparation of healthy meals and snacks
 How Much: # of LBTC events completed in underserved, low-income areas addressing preparation of healthy meals and snacks Target Goal
 Better Off: # of LBTC participants engaging in two or more wellness activities
 Better Off: # of LBTC participants engaging in two or more wellness activities Target Goal
 Better Off: # who have completed an Identified Pathway Planning Outcome or other educational/vocational goal measured by the crisis to thrive scale
 Better Off: # who have completed an Identified Pathway Planning Outcome or other educational/vocational goal measured by the crisis to thrive scale

Group Measures

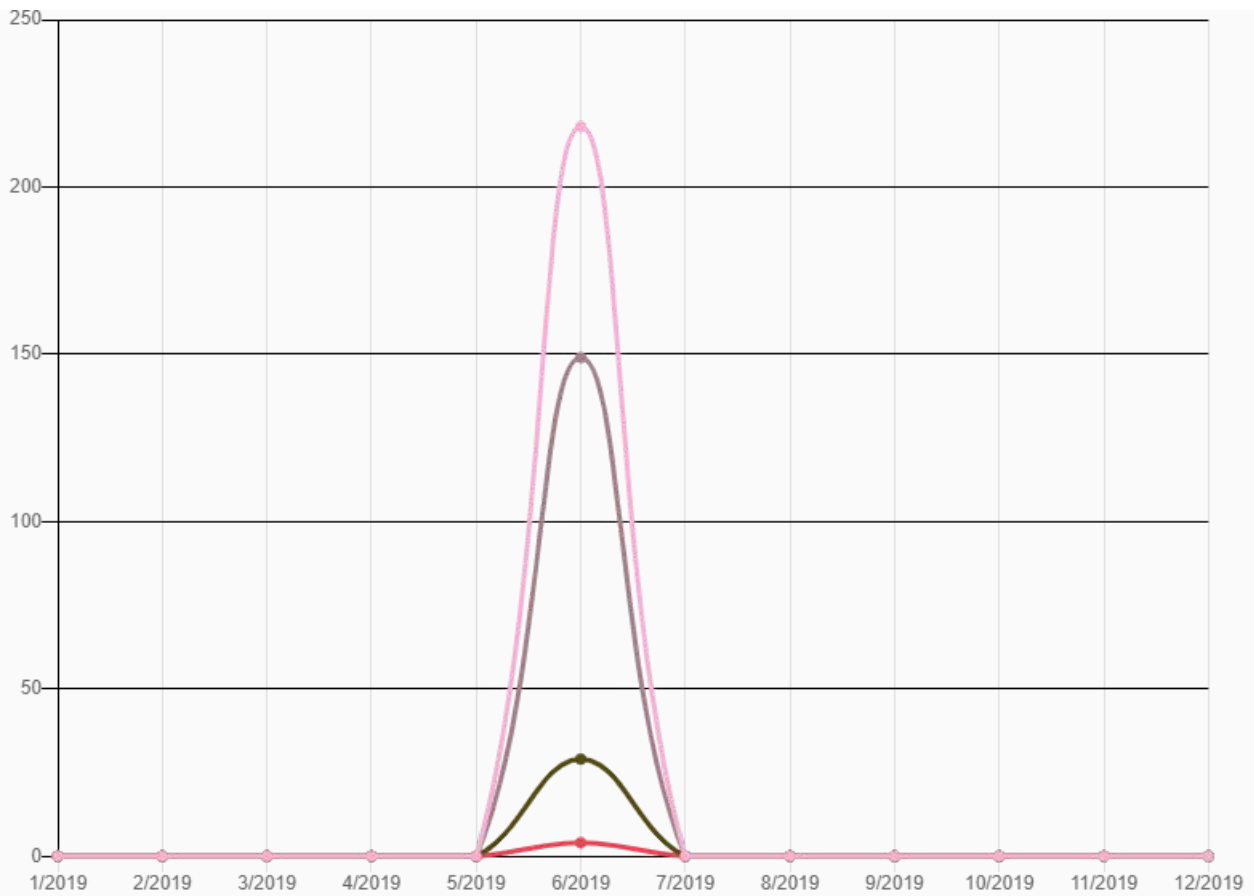
Fiscal Year 2019 Data Visualization (July-June)



How Much: # of parents/guardians, with or without children, attending a mobile outreach education event, who received a backpack containing educational materials
 How Much: # of parents/guardians, with or without children, attending a mobile outreach education event, who received a backpack containing educational materials
 How Much: # of LBTC events completed in underserved, low-income areas addressing preparation of healthy meals and snacks
 How Much: # of LBTC events completed in underserved, low-income areas addressing preparation of healthy meals and snacks Target Goal
 Better Off: # of LBTC participants engaging in two or more wellness activities
 Better Off: # of LBTC participants engaging in two or more wellness activities Target Goal
 Better Off: # who have completed an Identified Pathway Planning Outcome or other educational/vocational goal measured by the crisis to thrive scale
 Better Off: # who have completed an Identified Pathway Planning Outcome or other educational/vocational goal measured by the crisis to thrive scale

Group Measures

Calendar Year 2019 Data Visualization



How Much: # of parents/guardians, with or without children, attending a mobile outreach education event, who received a backpack containing educational materials

How Much: # of parents/guardians, with or without children, attending a mobile outreach education event, who received a backpack containing educational materials Target Goal

How Much: # of LBTC events completed in underserved, low-income areas addressing preparation of healthy meals and snacks

How Much: # of LBTC events completed in underserved, low-income areas addressing preparation of healthy meals and snacks Target Goal

Better Off: # of LBTC participants engaging in two or more wellness activities

Better Off: # of LBTC participants engaging in two or more wellness activities Target Goal

Better Off: # who have completed an Identified Pathway Planning Outcome or other educational/vocational goal measured by the crisis to thrive scale

Better Off: # who have completed an Identified Pathway Planning Outcome or other educational/vocational goal measured by the crisis to thrive scale Target Goal

Group Measures

Last Modification

- Juliet Sanders edited this group on September 09, 2019.
- Juliet Sanders edited this group on September 09, 2019.
- Juliet Sanders edited this group on September 06, 2019.
- Juliet Sanders edited this group on September 06, 2019.
- Juliet Sanders edited this group on June 13, 2019.
- Juliet Sanders edited this group on June 13, 2019.

Contributing Community Participants

[Lacy Coffren](#), [Gillian Shreve](#), [Kaitlyn Glotfelty](#), [Jennifer Loughry](#), [John Corbin](#), [Juliet Sanders](#),

Sponsored by the Garrett County Health Department. Transparency is important, [read all of our policies here](#). Built with ❤️ in Garrett County, Maryland.





Local Care Team

Public Group an hour ago

Leave Group

GROUP ADMINS



Health Improvement Strategy

"Local Care Team"

["https://mygarrettcountry.com/groups/local-management-board/local-care-team/"](https://mygarrettcountry.com/groups/local-management-board/local-care-team/)

Goal:

The Garrett County Local Care Team (LCT) ensures that children/youth and their families with intensive needs receive necessary support a

Strategy Description:

The Garrett County Local Care Team helps children and families to identify their individual needs and coordinate assistance through referral Authorities concerning how to best help the family. The LCT can discuss a request for voluntary placement for a child with a diagnosed dev

Level of Change:

Systems

Primary Focus Area:

Behavioral Health: including Substance Abuse and Mental Health

Data Category Tag:

GCHD Local Management Board

Estimated Implementation Date:

Estimated Completion Date:



Estimated Ease of Implementation:

Hard

Estimated Cost of Implementation:

Moderate

Potential Community Benefit:

Very High

Research:

- Select all
- Deselect all
- Copy
- CSV
- Excel
- JSON

Measurements	Target Goal	Status	Desired Trend	Contributor	January 2017	February 2017	March 2017	April 2017	Ma 2017
How much: # of new cases referred to the Local Care Team	5	Active	Increase	Local Management Board					

How much: # of cases reviewed by the Local Care Team	12	Active	Increase	Local Management Board					
How much: # of Local Care Team trainings provided	2	Active	Increase	Local Management Board					
How much: # of				Local					

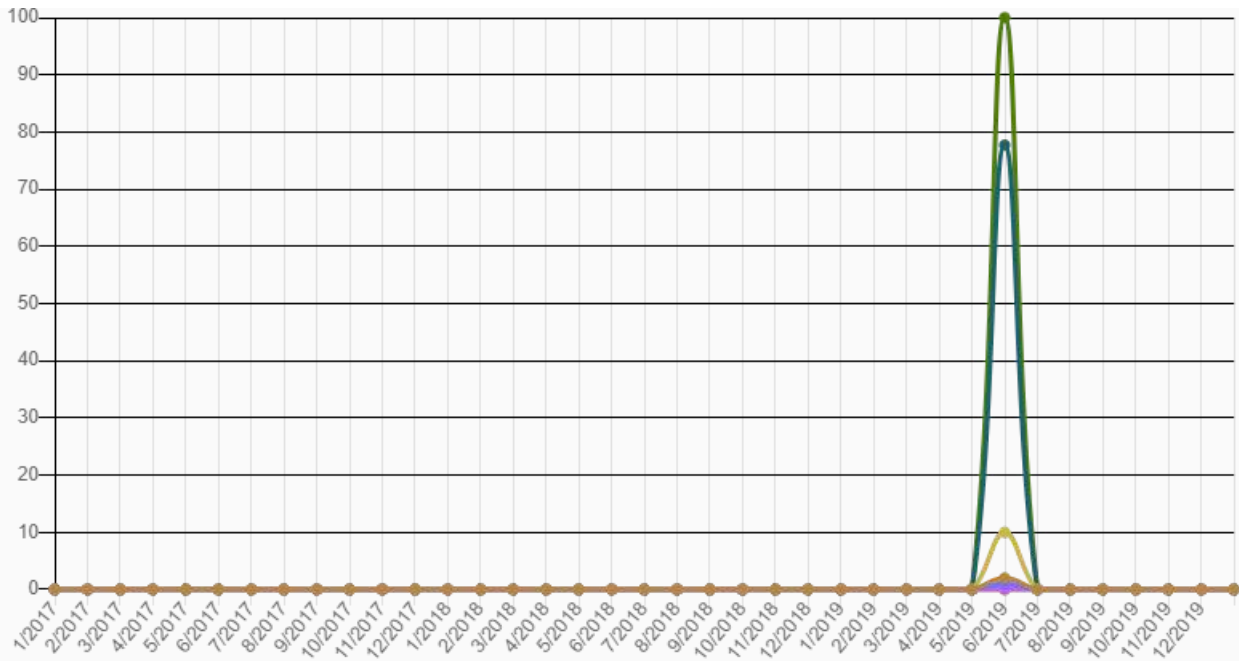
Showing 1 to 8 of 8 entries

Data Narrative



Local Care Team performance measure data is collected annually at the end of each fiscal year. Performance measures utilize the representatives present at each meeting. All youth were serviced through in-State residential placement or community based services with

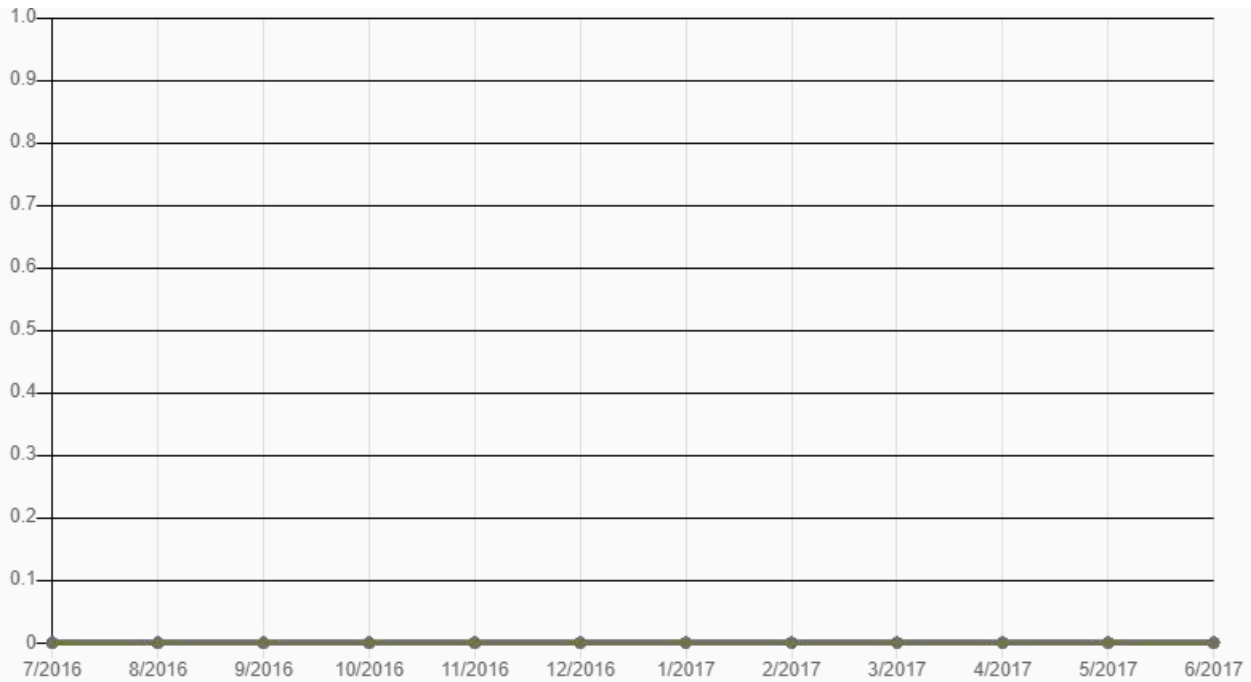
Scaled Data Visualization



- How much: # of new cases referred to the Local Care Team
- How much: # of new cases referred to the Local Care Team Target Goal
- How much: # of cases reviewed by the Local Care Team
- How much: # of cases reviewed by the Local Care Team Target Goal
- How much: # of Local Care Team trainings provided
- How much: # of Local Care Team trainings provided Target Goal
- How much: # of Local Care Team meetings
- How much: # of Local Care Team meetings Target Goal
- How well: % of mandated Local Care Team representatives that attend at least 75% of Local Care Team meetings.
- How well: % of mandated Local Care Team representatives that attend at least 75% of Local Care Team meetings. Target Goal
- How well: % of all Local Care Team reviews (new, follow-up, and annual reviews) where the youth's parents (or legal guardians) attended.
- How well: % of all Local Care Team reviews (new, follow-up, and annual reviews) where the youth's parents (or legal guardians) attended. Target Goal
- Better off: % of new youth referred for in-State residential placement who are alternatively served through community-based services.
- Better off: % of new youth referred for in-State residential placement who are alternatively served through community-based services. Target Goal
- Better off: % of new youth referred for out-of-State placement who are alternatively served through in-State community-based services or in-State residential placement.

Group Measures

Fiscal Year 2017 Data Visualization (July-June)



- How much: # of new cases referred to the Local Care Team
- How much: # of new cases referred to the Local Care Team Target Goal
- How much: # of cases reviewed by the Local Care Team
- How much: # of cases reviewed by the Local Care Team Target Goal
- How much: # of Local Care Team trainings provided
- How much: # of Local Care Team trainings provided Target Goal
- How much: # of Local Care Team meetings
- How much: # of Local Care Team meetings Target Goal
- How well: % of mandated Local Care Team representatives that attend at least 75% of Local Care Team meetings.
- How well: % of mandated Local Care Team representatives that attend at least 75% of Local Care Team meetings. Target Goal
- How well: % of all Local Care Team reviews (new, follow-up, and annual reviews) where the youth's parents (or legal guardians) attended.
- How well: % of all Local Care Team reviews (new, follow-up, and annual reviews) where the youth's parents (or legal guardians) attended. Target Goal
- Better off: % of new youth referred for in-State residential placement who are alternatively served through community-based services.
- Better off: % of new youth referred for in-State residential placement who are alternatively served through community-based services. Target Goal
- Better off: % of new youth referred for out-of-State placement who are alternatively served through in-State community-based services or in-State residential placement.
- Better off: % of new youth referred for out-of-State placement who are alternatively served through in-State community-based services or in-State residential placement. Target Goal

Group Measures

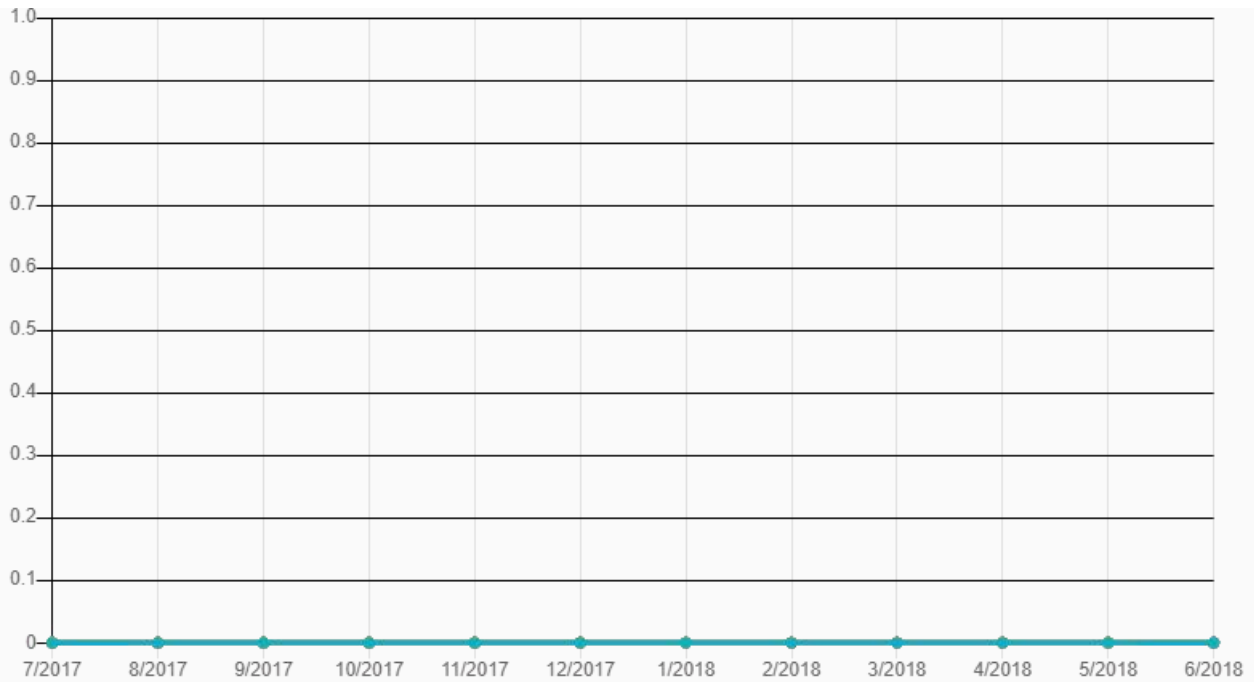
Calendar Year 2017 Data Visualization



- How much: # of new cases referred to the Local Care Team
- How much: # of new cases referred to the Local Care Team Target Goal
- How much: # of cases reviewed by the Local Care Team
- How much: # of cases reviewed by the Local Care Team Target Goal
- How much: # of Local Care Team trainings provided
- How much: # of Local Care Team trainings provided Target Goal
- How much: # of Local Care Team meetings
- How much: # of Local Care Team meetings Target Goal
- How well: % of mandated Local Care Team representatives that attend at least 75% of Local Care Team meetings.
- How well: % of mandated Local Care Team representatives that attend at least 75% of Local Care Team meetings. Target Goal
- How well: % of all Local Care Team reviews (new, follow-up, and annual reviews) where the youth's parents (or legal guardians) attended.
- How well: % of all Local Care Team reviews (new, follow-up, and annual reviews) where the youth's parents (or legal guardians) attended. Target Goal
- Better off: % of new youth referred for in-State residential placement who are alternatively served through community-based services.
- Better off: % of new youth referred for in-State residential placement who are alternatively served through community-based services. Target Goal
- Better off: % of new youth referred for out-of-State placement who are alternatively served through in-State community-based services or in-State residential placement.
- Better off: % of new youth referred for out-of-State placement who are alternatively served through in-State community-based services or in-State residential placement. Target Goal

Group Measures

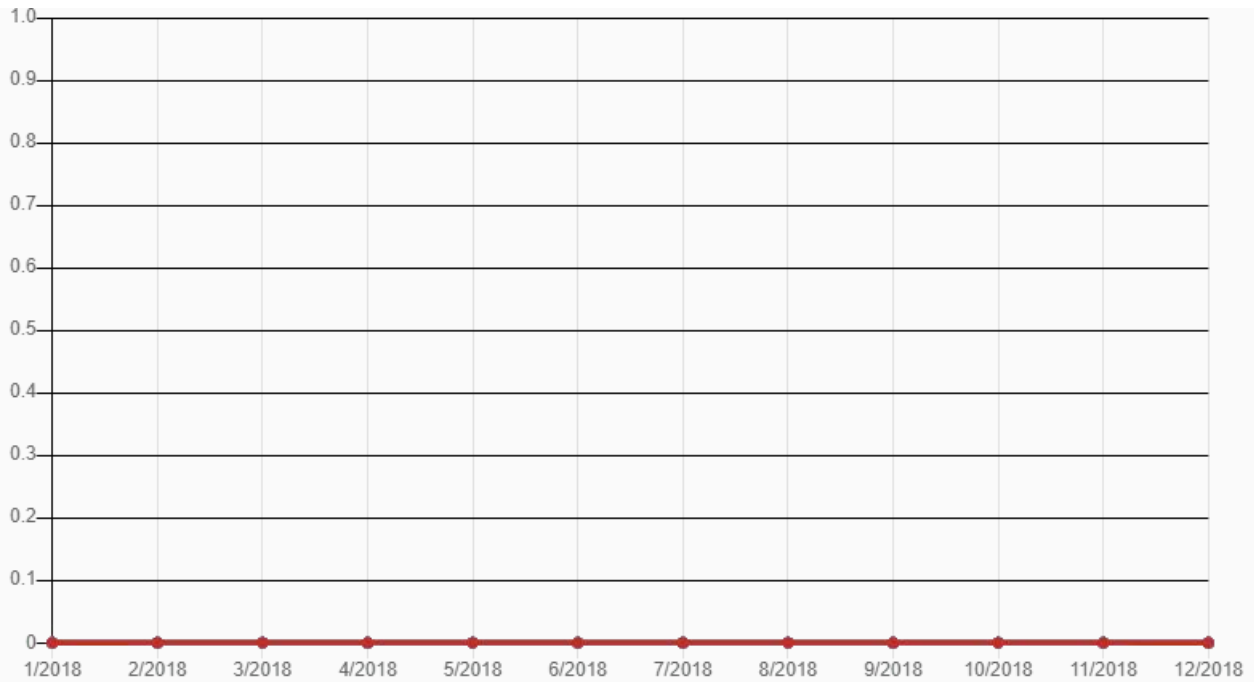
Fiscal Year 2018 Data Visualization (July-June)



- How much: # of new cases referred to the Local Care Team
- How much: # of new cases referred to the Local Care Team Target Goal
- How much: # of cases reviewed by the Local Care Team
- How much: # of cases reviewed by the Local Care Team Target Goal
- How much: # of Local Care Team trainings provided
- How much: # of Local Care Team trainings provided Target Goal
- How much: # of Local Care Team meetings
- How much: # of Local Care Team meetings Target Goal
- How well: % of mandated Local Care Team representatives that attend at least 75% of Local Care Team meetings.
- How well: % of mandated Local Care Team representatives that attend at least 75% of Local Care Team meetings. Target Goal
- How well: % of all Local Care Team reviews (new, follow-up, and annual reviews) where the youth's parents (or legal guardians) attended.
- How well: % of all Local Care Team reviews (new, follow-up, and annual reviews) where the youth's parents (or legal guardians) attended. Target Goal
- Better off: % of new youth referred for in-State residential placement who are alternatively served through community-based services.
- Better off: % of new youth referred for in-State residential placement who are alternatively served through community-based services. Target Goal
- Better off: % of new youth referred for out-of-State placement who are alternatively served through in-State community-based services or in-State residential placement.

Group Measures

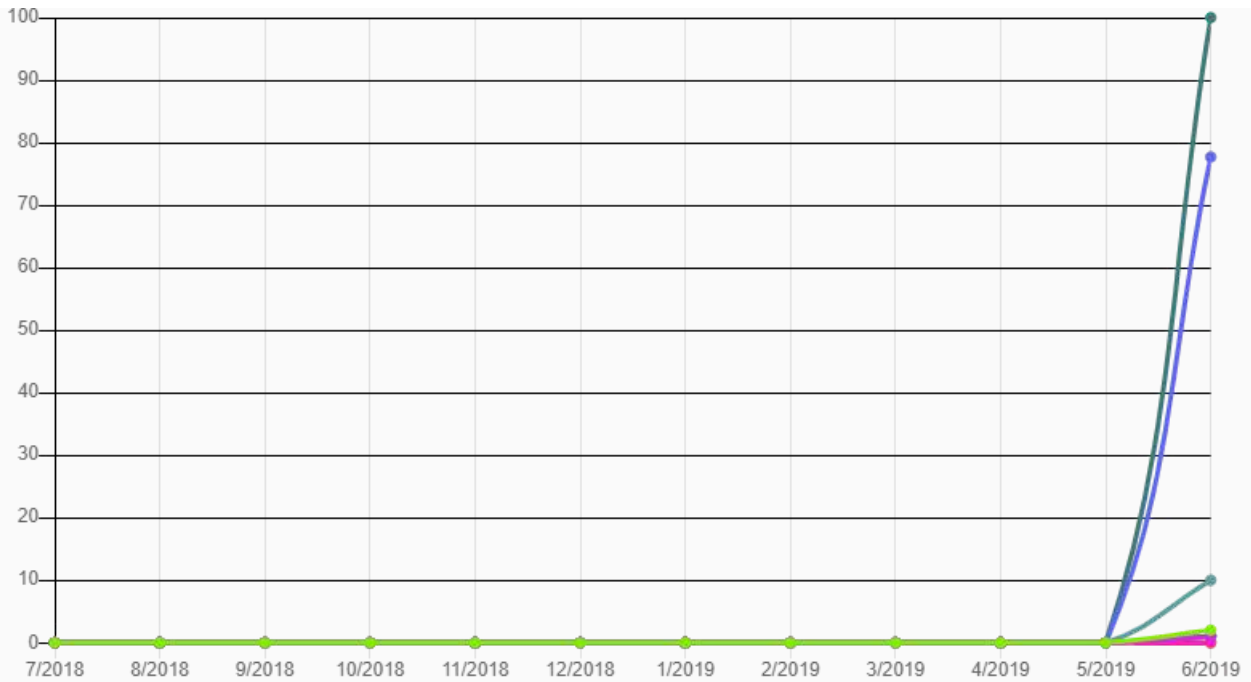
Calendar Year 2018 Data Visualization



- How much: # of new cases referred to the Local Care Team
- How much: # of new cases referred to the Local Care Team Target Goal
- How much: # of cases reviewed by the Local Care Team
- How much: # of cases reviewed by the Local Care Team Target Goal
- How much: # of Local Care Team trainings provided
- How much: # of Local Care Team trainings provided Target Goal
- How much: # of Local Care Team meetings
- How much: # of Local Care Team meetings Target Goal
- How well: % of mandated Local Care Team representatives that attend at least 75% of Local Care Team meetings.
- How well: % of mandated Local Care Team representatives that attend at least 75% of Local Care Team meetings. Target Goal
- How well: % of all Local Care Team reviews (new, follow-up, and annual reviews) where the youth's parents (or legal guardians) attended.
- How well: % of all Local Care Team reviews (new, follow-up, and annual reviews) where the youth's parents (or legal guardians) attended. Target Goal
- Better off: % of new youth referred for in-State residential placement who are alternatively served through community-based services.
- Better off: % of new youth referred for in-State residential placement who are alternatively served through community-based services. Target Goal
- Better off: % of new youth referred for out-of-State placement who are alternatively served through in-State community-based services or in-State residential placement.
- Better off: % of new youth referred for out-of-State placement who are alternatively served through in-State community-based services or in-State residential placement. Target Goal

Group Measures

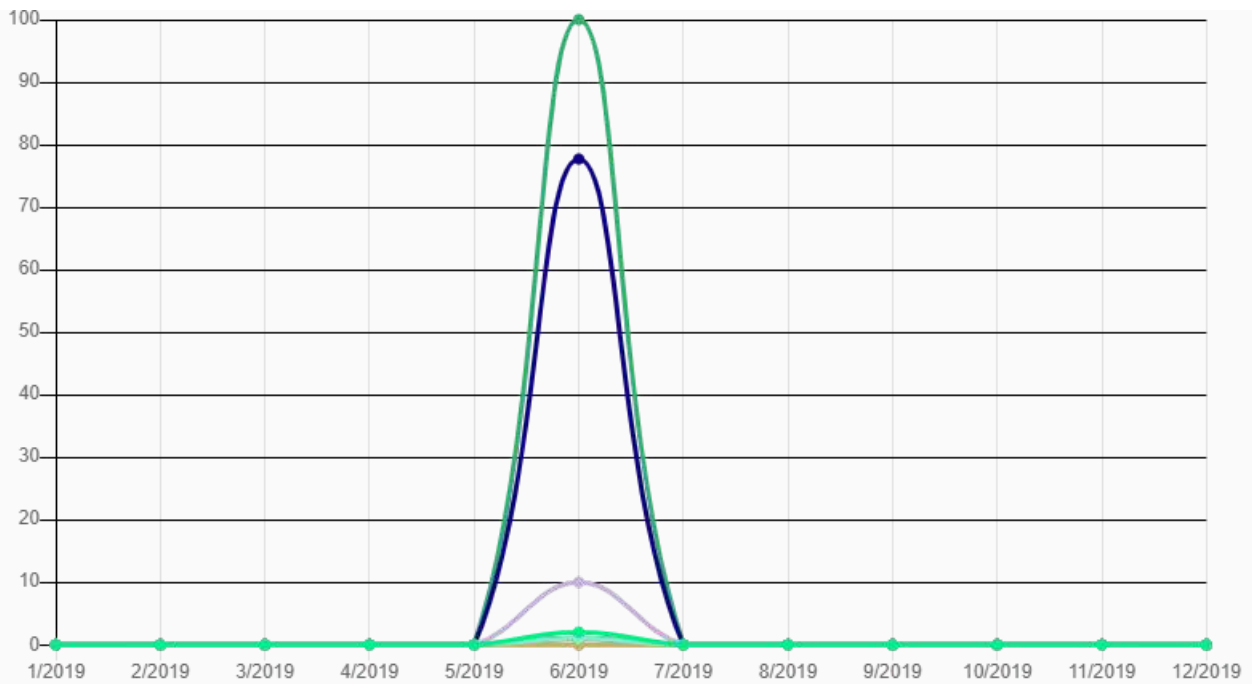
Fiscal Year 2019 Data Visualization (July-June)



- How much: # of new cases referred to the Local Care Team
- How much: # of new cases referred to the Local Care Team Target Goal
- How much: # of cases reviewed by the Local Care Team
- How much: # of cases reviewed by the Local Care Team Target Goal
- How much: # of Local Care Team trainings provided
- How much: # of Local Care Team trainings provided Target Goal
- How much: # of Local Care Team meetings
- How much: # of Local Care Team meetings Target Goal
- How well: % of mandated Local Care Team representatives that attend at least 75% of Local Care Team meetings.
- How well: % of mandated Local Care Team representatives that attend at least 75% of Local Care Team meetings. Target Goal
- How well: % of all Local Care Team reviews (new, follow-up, and annual reviews) where the youth's parents (or legal guardians) attended.
- How well: % of all Local Care Team reviews (new, follow-up, and annual reviews) where the youth's parents (or legal guardians) attended. Target Goal
- Better off: % of new youth referred for in-State residential placement who are alternatively served through community-based services.
- Better off: % of new youth referred for in-State residential placement who are alternatively served through community-based services. Target Goal
- Better off: % of new youth referred for out-of-State placement who are alternatively served through in-State community-based services or in-State residential placement.

Group Measures

Calendar Year 2019 Data Visualization



- How much: # of new cases referred to the Local Care Team
- How much: # of new cases referred to the Local Care Team Target Goal
- How much: # of cases reviewed by the Local Care Team
- How much: # of cases reviewed by the Local Care Team Target Goal
- How much: # of Local Care Team trainings provided
- How much: # of Local Care Team trainings provided Target Goal
- How much: # of Local Care Team meetings
- How much: # of Local Care Team meetings Target Goal
- How well: % of mandated Local Care Team representatives that attend at least 75% of Local Care Team meetings.
- How well: % of mandated Local Care Team representatives that attend at least 75% of Local Care Team meetings. Target Goal
- How well: % of all Local Care Team reviews (new, follow-up, and annual reviews) where the youth's parents (or legal guardians) attended.
- How well: % of all Local Care Team reviews (new, follow-up, and annual reviews) where the youth's parents (or legal guardians) attended. Target Goal
- Better off: % of new youth referred for in-State residential placement who are alternatively served through community-based services.
- Better off: % of new youth referred for in-State residential placement who are alternatively served through community-based services. Target Goal
- Better off: % of new youth referred for out-of-State placement who are alternatively served through in-State community-based services or in-State residential placement.
- Better off: % of new youth referred for out-of-State placement who are alternatively served through in-State community-based services or in-State residential placement. Target Goal

Group Measures

Last Modification

- Juliet Sanders edited this group on August 27, 2019.
- Juliet Sanders edited this group on August 27, 2019.
- Juliet Sanders edited this group on August 27, 2019.
- Juliet Sanders edited this group on August 13, 2019.
- Juliet Sanders edited this group on August 09, 2019.
- Juliet Sanders edited this group on August 09, 2019.
- Juliet Sanders edited this group on August 09, 2019.
- Juliet Sanders edited this group on June 11, 2019.

Contributing Community Participants

[Tim Jenkins](#), [Kaitlyn Glotfelty](#), [John Corbin](#), [Chelsie](#), [Gillian Shreve](#), [Fred Polce](#), [Juliet Sanders](#),

Sponsored by the Garrett County Health Department. Transparency is important, [read all of our policies here](#). Built with ❤️ in Garrett County, Maryland.





Maryland Health Connection

Public Group 6 days ago

[Join Group](#)

GROUP ADMINS



Health Improvement Strategy

"Maryland Health Connection"

["https://mygarrettcountry.com/groups/maryland-health-connection/"](https://mygarrettcountry.com/groups/maryland-health-connection/)

Goal:

To ensure access to health care services through enrollment of all eligible pregnant women, children, and adults whose income makes them eligible.

Strategy Description:

The Garrett County Health Department's (GCHD) Maryland Children's Health Program (MCHP), Eligibility Determination Unit provides eligible children and adults with health care services.

Level of Change:

Programs

Primary Focus Area:

Data Category Tag:

GCHD Early Care Programs

Estimated Implementation Date:

2018-03-09

Estimated Completion Date:

2018-06-30



Estimated Ease of Implementation:

Easy

Estimated Cost of Implementation:

Very Low

Potential Community Benefit:

High

Research:

<https://www.marylandhealthconnection.gov/>

- Select all
- Deselect all
- Copy
- CSV
- Excel
- JSON

Measurements	Target Goal	Status	Desired Trend	Contributor	January 2017	February 2017	March 2017	April 2017
--------------	-------------	--------	---------------	-------------	--------------	---------------	------------	------------

1) # New Pregnant and Postpartum Women Applicants Processed	7	Active	Increase	Monthly LHD/MCHP Tracking Report	12	8	8	9
2) # Child Applicants Processed	70	Active	Increase	Monthly LHD/MCHP Tracking Report	100	63	55	65
3) # Adult				Monthly				

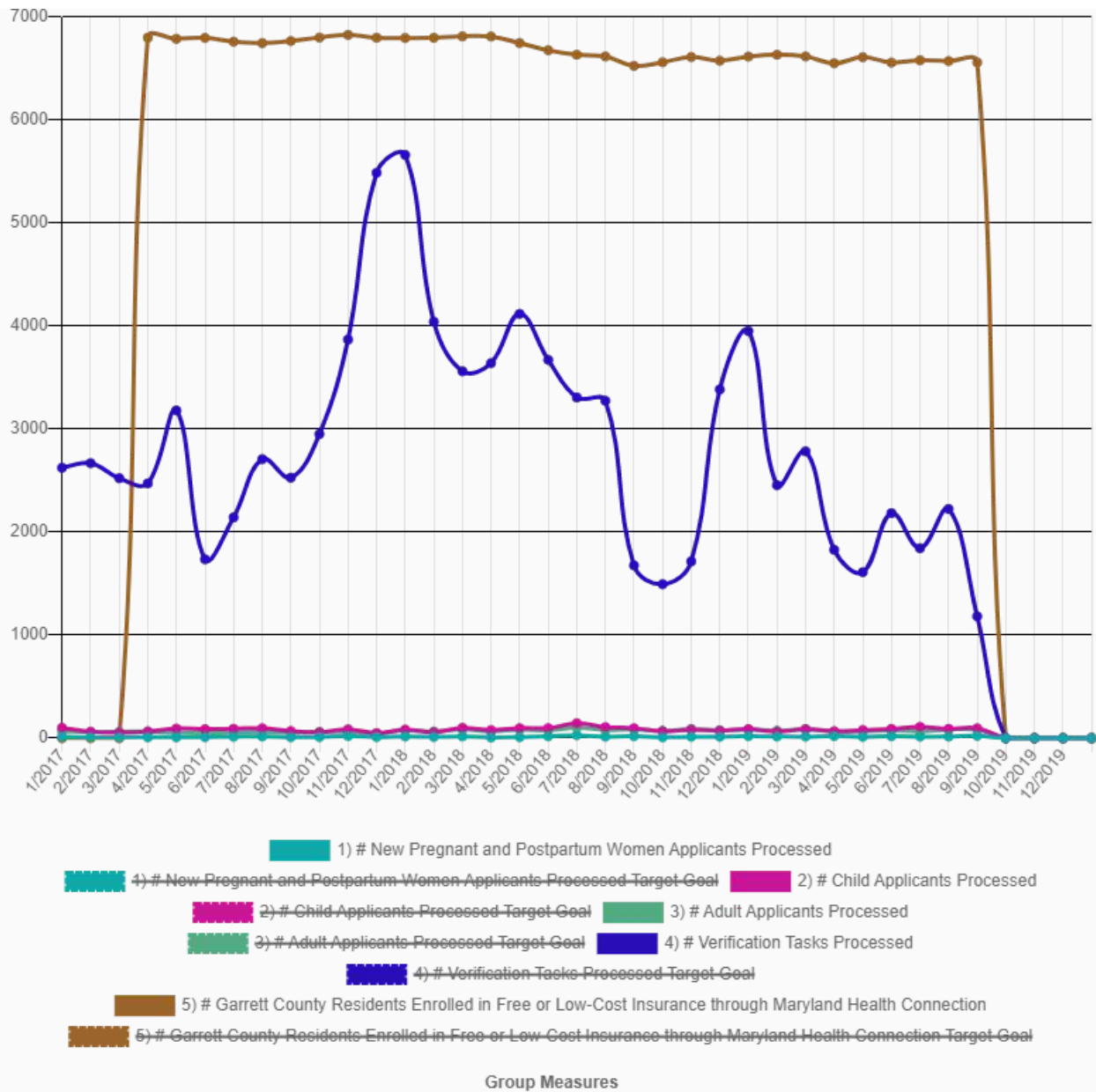
Showing 1 to 5 of 5 entries



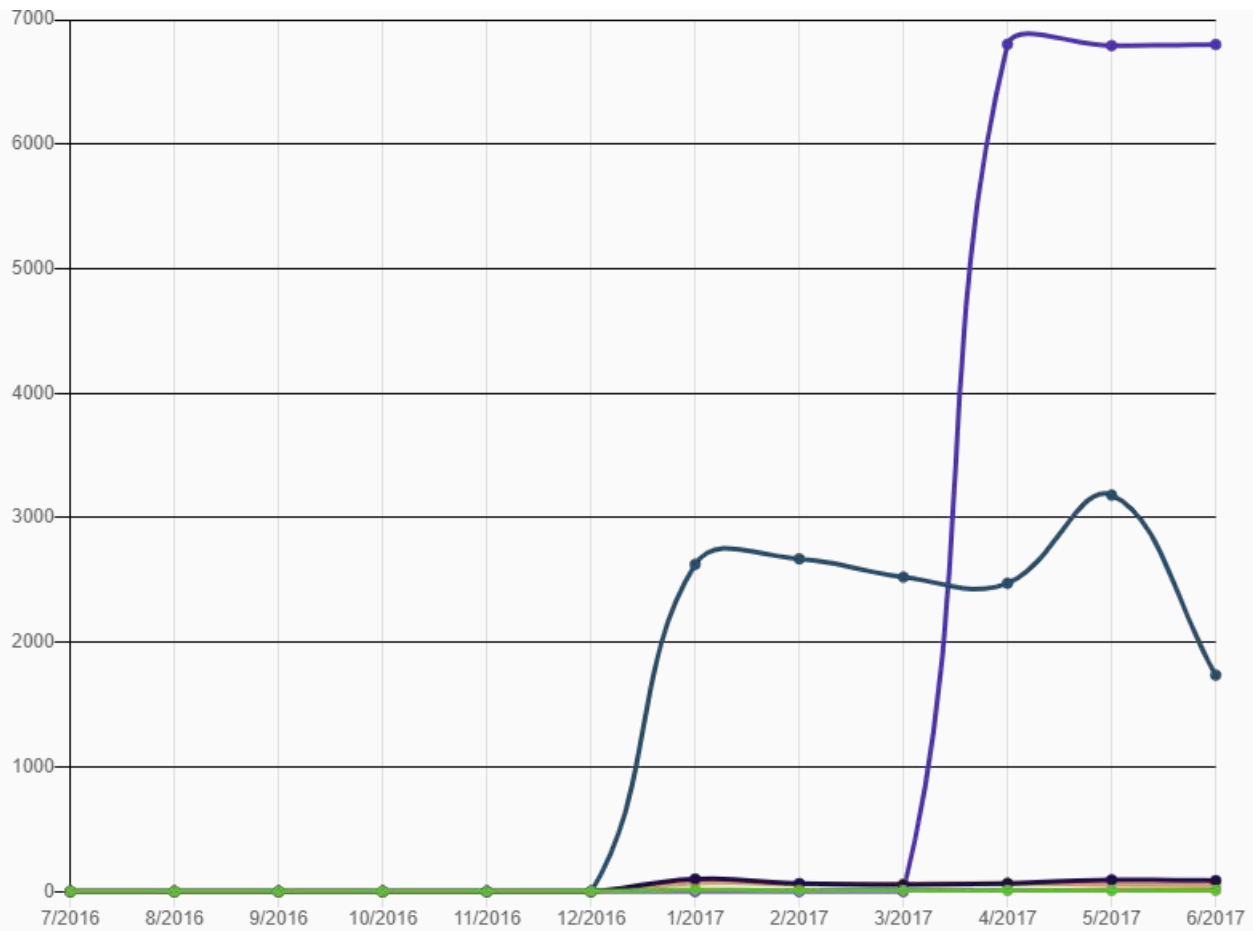
Data Narrative

*Number of 1) Pregnant and Postpartum, 2) Child, and 3) Adult applicants refers to the total number of Garrett County applicants processed in Maryland and not limited to Garrett County residents only. Verification tasks include verification of documents such as income, residency, c

Scaled Data Visualization



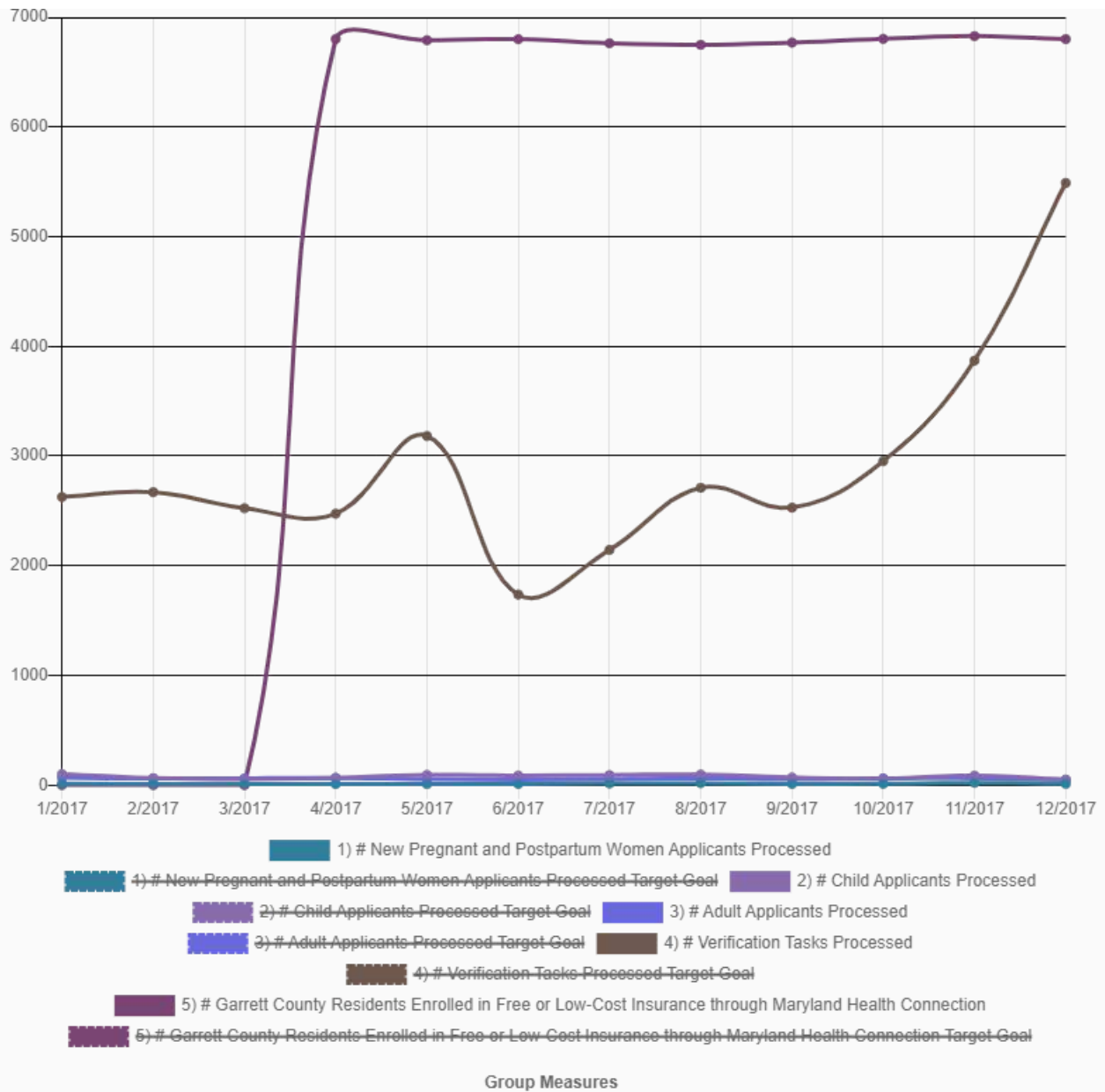
Fiscal Year 2017 Data Visualization (July-June)



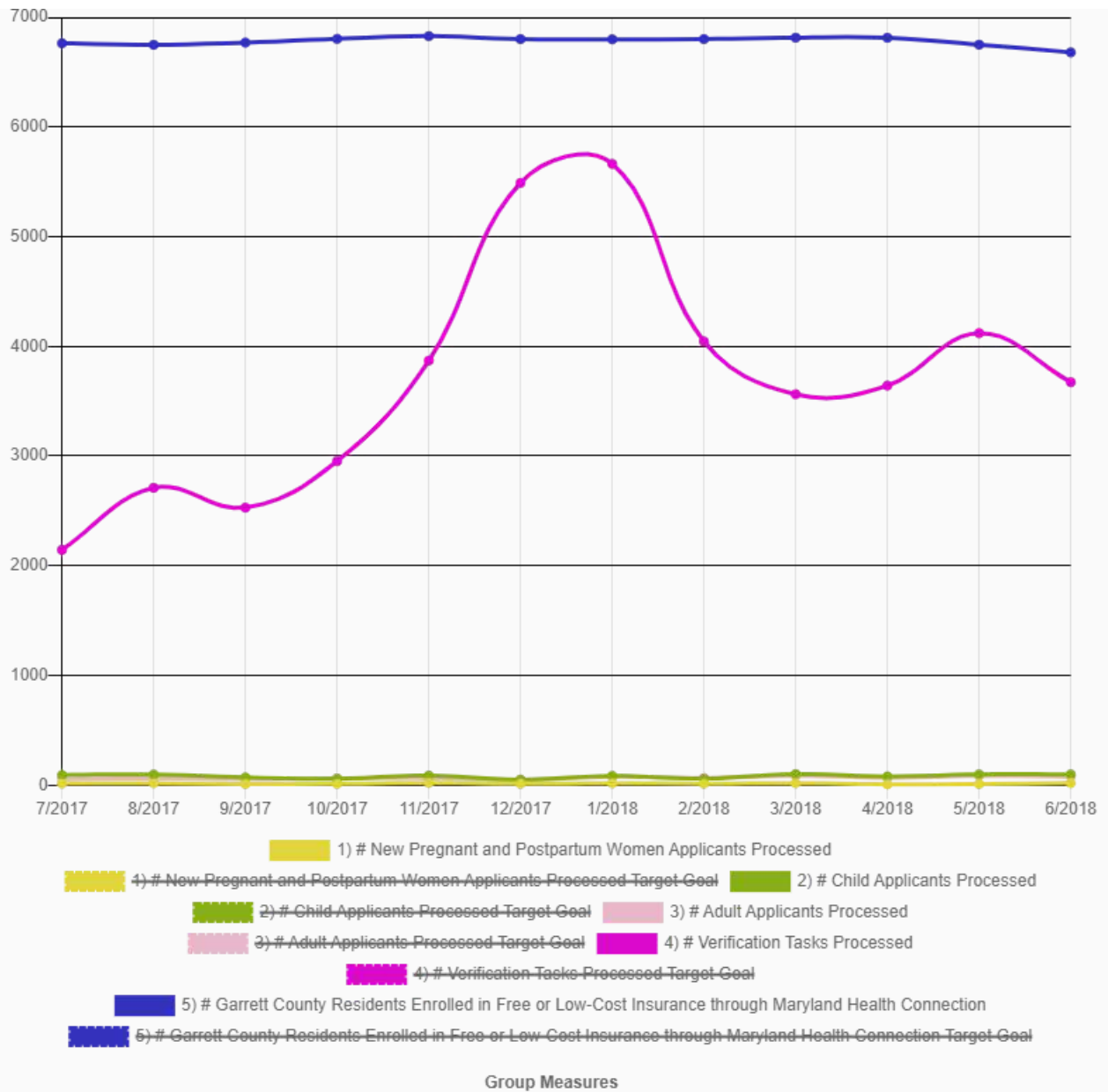
- 1) # New Pregnant and Postpartum Women Applicants Processed
- 1) # New Pregnant and Postpartum Women Applicants Processed Target Goal
- 2) # Child Applicants Processed
- 2) # Child Applicants Processed Target Goal
- 3) # Adult Applicants Processed
- 3) # Adult Applicants Processed Target Goal
- 4) # Verification Tasks Processed
- 4) # Verification Tasks Processed Target Goal
- 5) # Garrett County Residents Enrolled in Free or Low-Cost Insurance through Maryland Health Connection
- 5) # Garrett County Residents Enrolled in Free or Low-Cost Insurance through Maryland Health Connection Target Goal

Group Measures

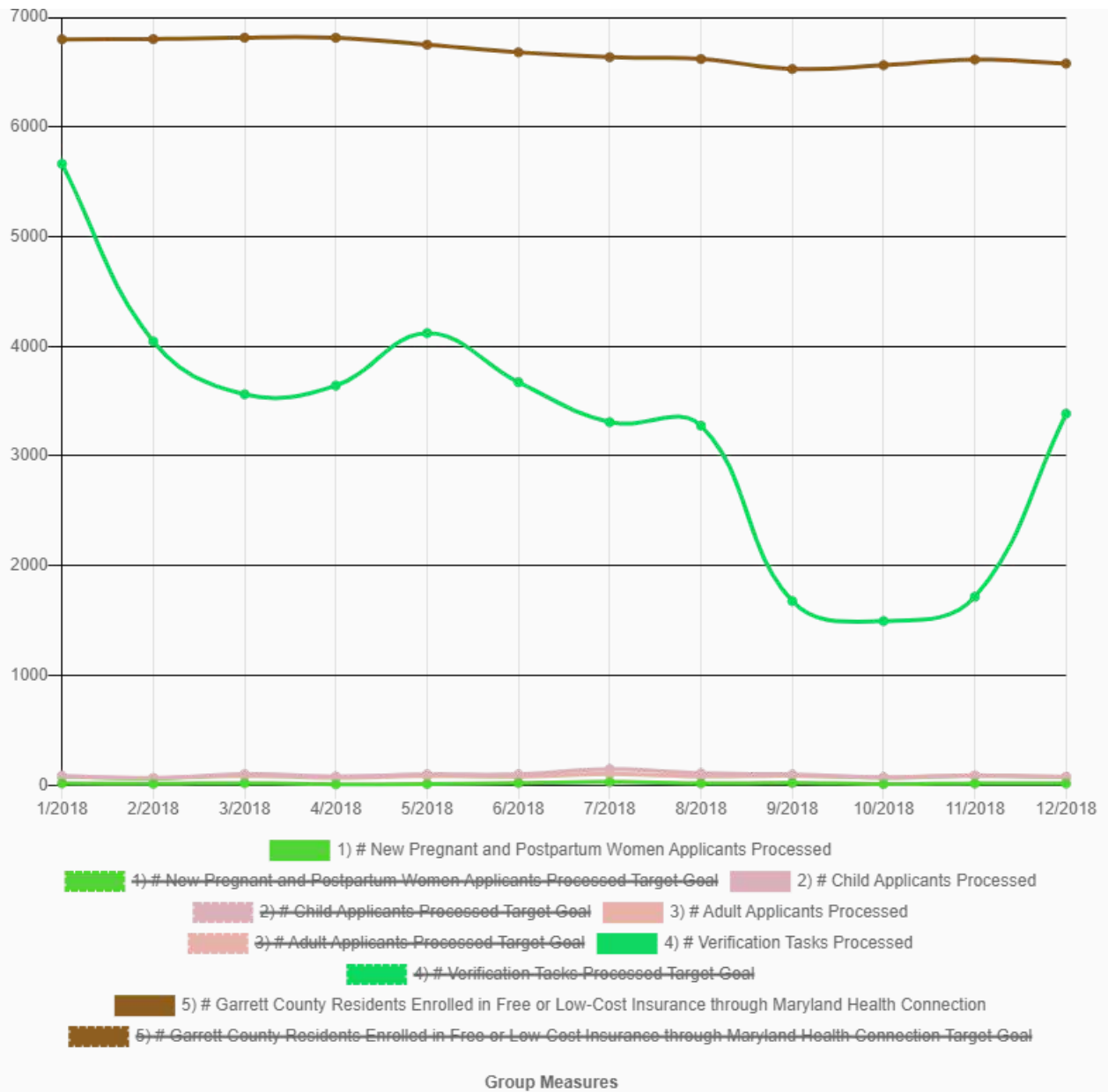
Calendar Year 2017 Data Visualization



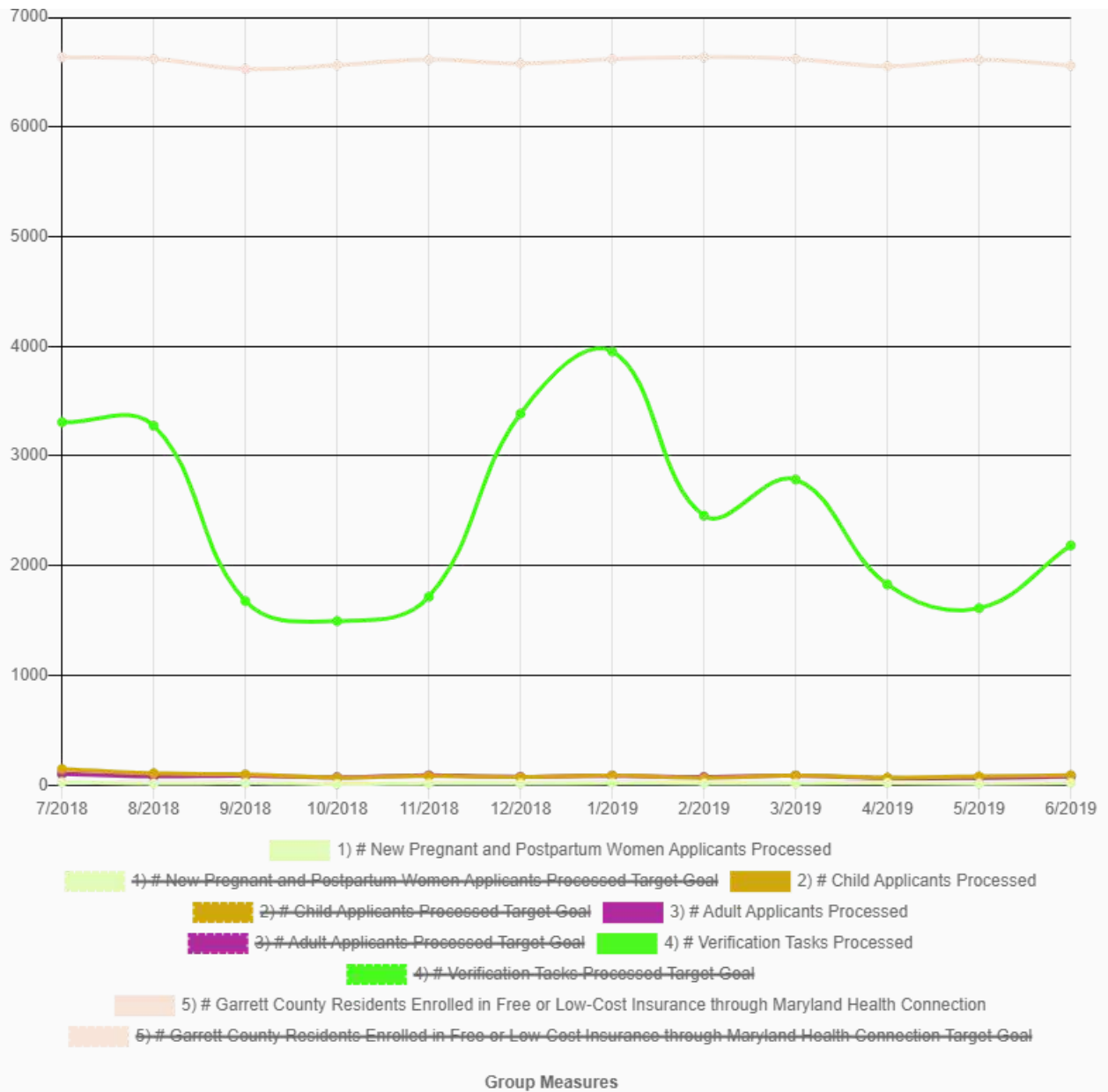
Fiscal Year 2018 Data Visualization (July-June)



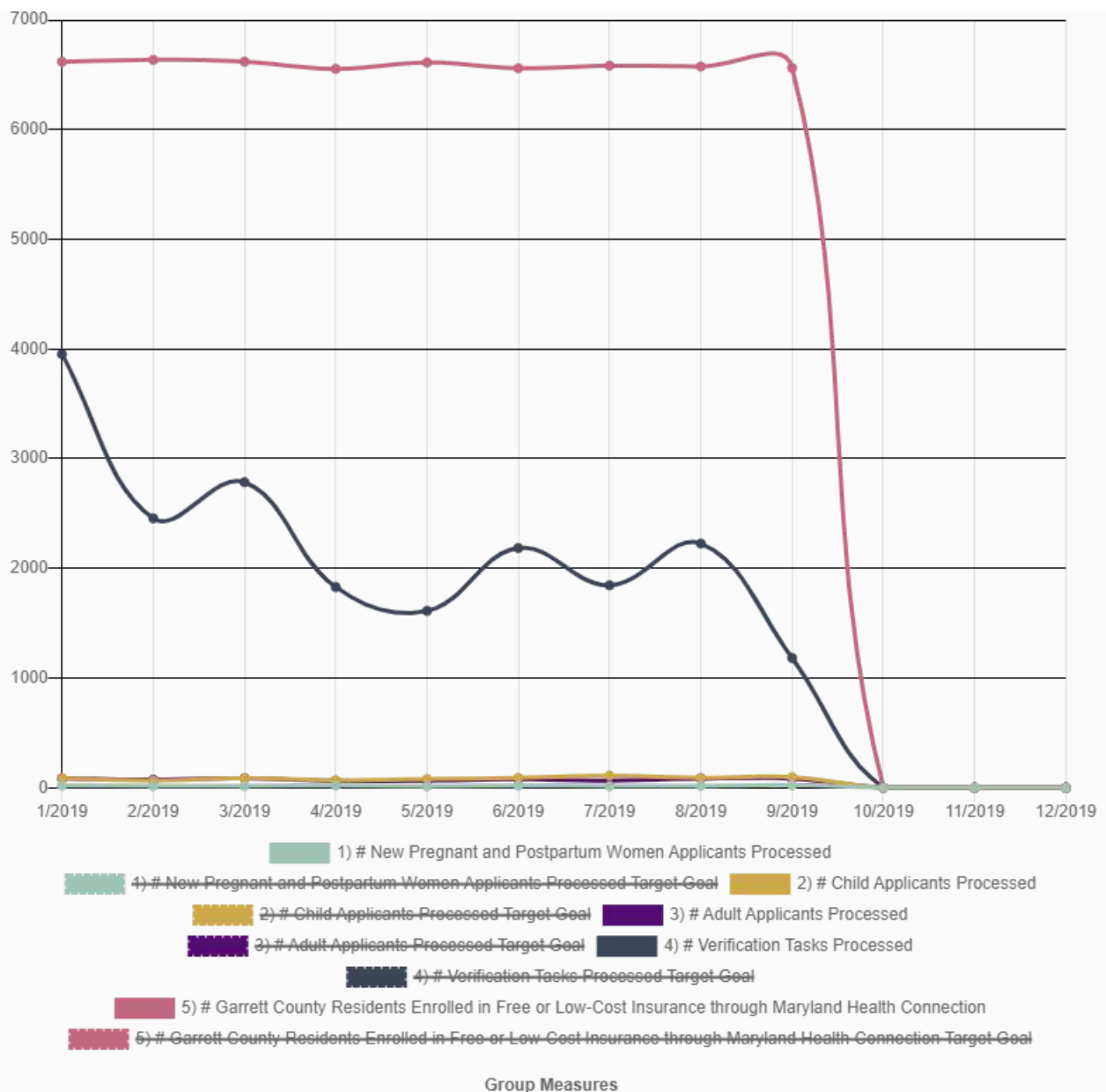
Calendar Year 2018 Data Visualization



Fiscal Year 2019 Data Visualization (July-June)



Calendar Year 2019 Data Visualization



Last Modification

- Maria Friend edited this group on October 02, 2019.
- Maria Friend edited this group on October 02, 2019.
- Maria Friend edited this group on September 10, 2019.
- Maria Friend edited this group on September 07, 2019.
- Maria Friend edited this group on August 12, 2019.
- Maria Friend edited this group on July 10, 2019.
- Maria Friend edited this group on July 10, 2019.
- Maria Friend edited this group on June 10, 2019.
- Maria Friend edited this group on June 09, 2019.
- Maria Friend edited this group on May 09, 2019.
- Maria Friend edited this group on April 25, 2019.
- Maria Friend edited this group on March 19, 2019.

Maria Friend edited this group on February 14, 2019.

Maria Friend edited this group on January 21, 2019.

Maria Friend edited this group on December 20, 2018.

Maria Friend edited this group on November 19, 2018.

Maria Friend edited this group on October 15, 2018.

Maria Friend edited this group on September 18, 2018.

Maria Friend edited this group on August 16, 2018.

Maria Friend edited this group on August 14, 2018.

Maria Friend edited this group on August 02, 2018.

Maria Friend edited this group on July 28, 2018.

Maria Friend edited this group on July 07, 2018.

Maria Friend edited this group on June 16, 2018.

Maria Friend edited this group on June 08, 2018.



Contributing Community Participants

[Lacy Coffren](#), [Juliet Sanders](#), [David Stewart](#), [faith friend](#), [Jenny](#), [Virgie](#), [Kelly](#), [Sbroadwater](#), [Jodi Kulak](#), [jessica howard](#), [Cameron Pollock](#), [Jes](#)

Sponsored by the Garrett County Health Department. Transparency is important, [read all of our policies here](#). Built with ❤️ in Garrett County, Maryland.




MyGarrettCounty.com Community Engagement

Public Group 15 days ago

Leave Group

GROUP ADMINS



Health Improvement Strategy

"MyGarrettCounty.com Community Engagement"

["https://mygarrettcountry.com/groups/garrett-county-community-engagement/mygarrettcountry-com-community-engagement/"](https://mygarrettcountry.com/groups/garrett-county-community-engagement/mygarrettcountry-com-community-engagement/)

Goal:

Actively engage Garrett County stakeholders to develop effective improvement plans.

Strategy Description:

As an innovative platform, the multifaceted planning tool collects quantitative and qualitative data to guide our community as we make data-driven decisions.

Level of Change:

Systems

Primary Focus Area:

Data Category Tag:

GCHD Population Health

Estimated Implementation Date:

2016-11-01

Estimated Completion Date:

2020-12-31



Estimated Ease of Implementation:

Moderate

Estimated Cost of Implementation:

Very Low

Potential Community Benefit:

Very High

Research:

- Select all
- Deselect all
- Copy
- CSV
- Excel
- JSON

Measurements	Target Goal	Status	Desired Trend	Contributor	January 2017	February 2017	March 2017	April 2017	Ma 2017
MyGC # of Sessions (GA In-Segment)	1000	Active	Increase	John Corbin Pulls Google Analytics	1672	1757	1530	1389	1437

MyGC # of Planning Partners	500	Active	Increase	John Corbin Pulls Google Analytics	286	377	624	980	1416
MyGC # of Actively Engaged (GA In-Segment)	500	Active	Increase	John Corbin Pulls Google Analytics	723	955	843	833	830
MyGC # of Page Views (GA In-Segment)	2500	Active	Increase	John Corbin Pulls Google Analytics	7160	6297	5611	4038	5469

Showing 1 to 5 of 5 entries

Data Narrative

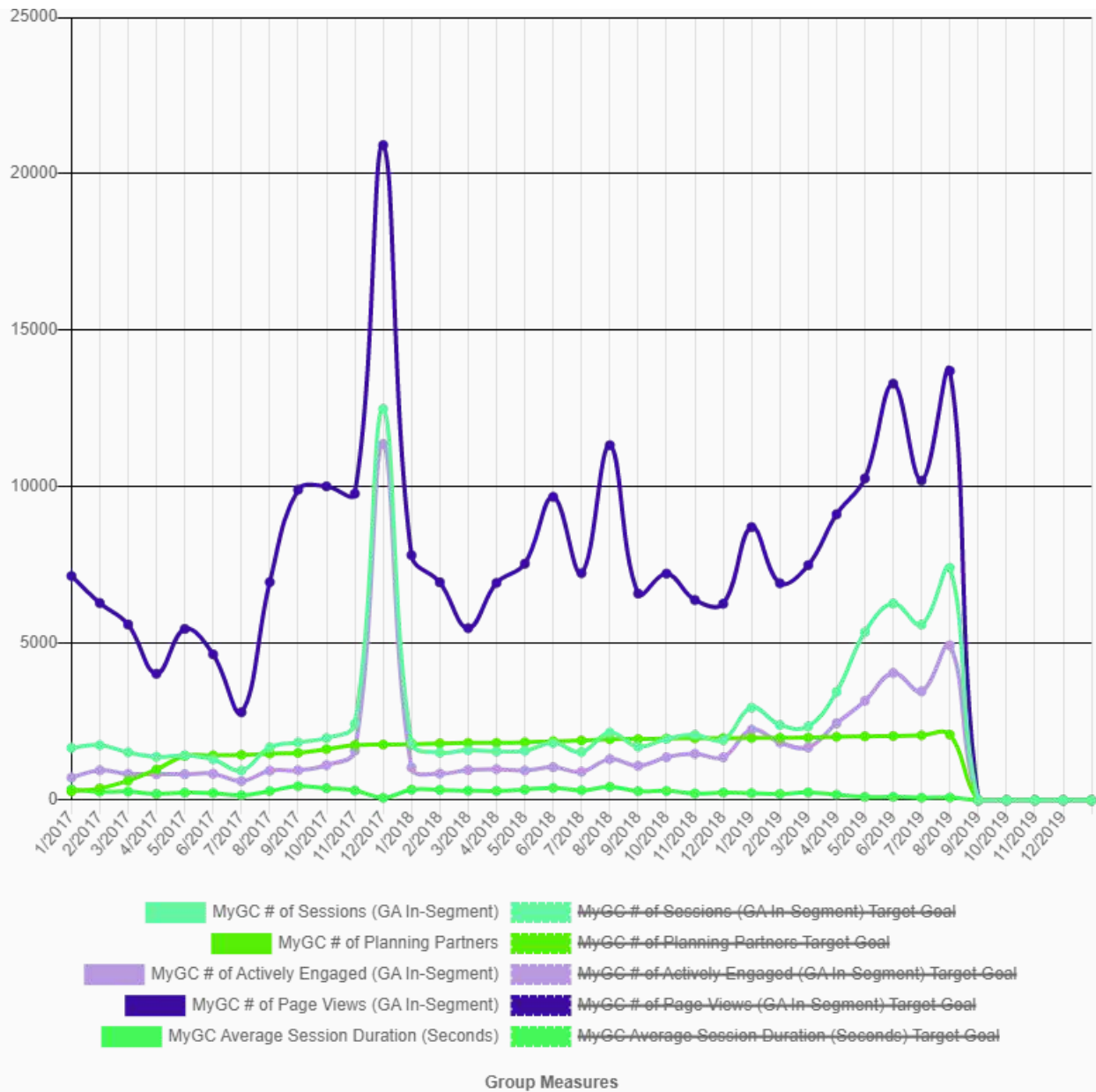


Data provided via Google Analytics for In-Market Segments. These sums do not represent total network traffic (i.e.; Cloudflare totals) which

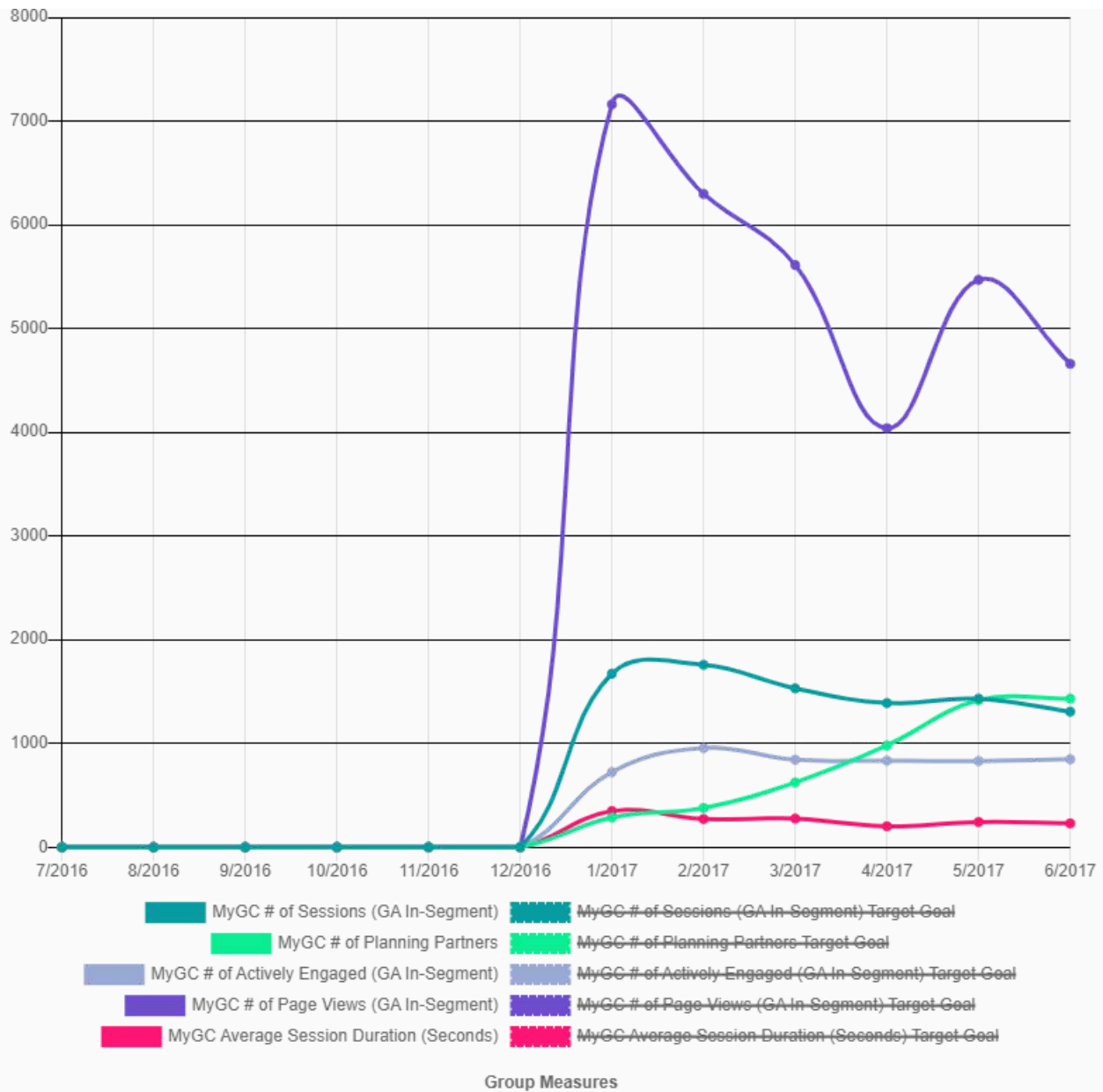
Data Dictionary

- # of Sessions - The total number of times users have interacted with MyGarrettCounty.com
- # of Planning Partners - The total number of stakeholders who have registered for accounts on MyGarrettCounty.com
- # of Actively Engaged - The total number of users that have completed actions on MyGarrettCounty.com (post, download, etc...)
- # of Page Views - The total number of pages accessed on MyGarrettCounty.com
- Average Session Duration - The average amount of time (in seconds) that people spend on MyGarrettCounty.com per visit.

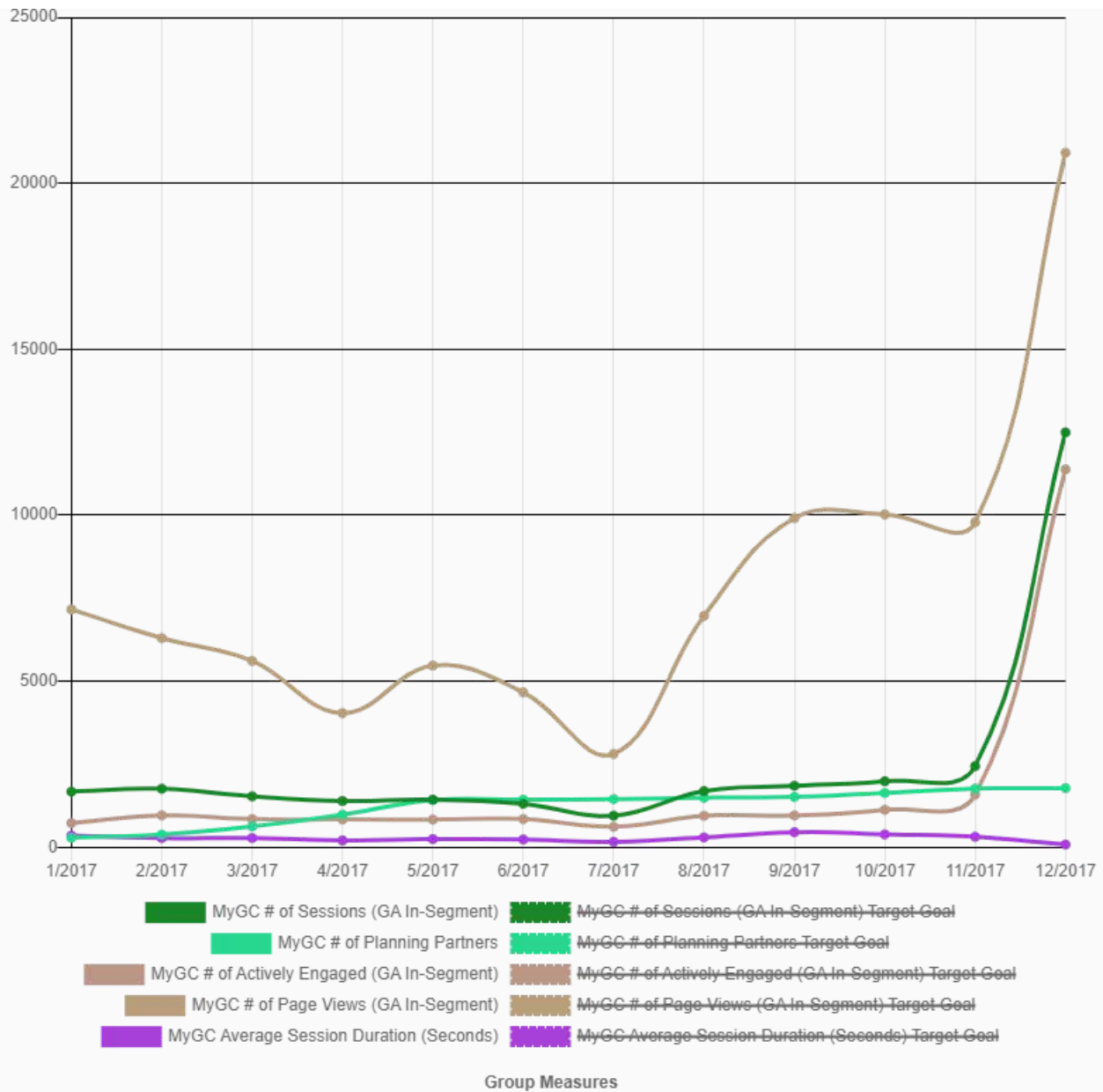
Scaled Data Visualization



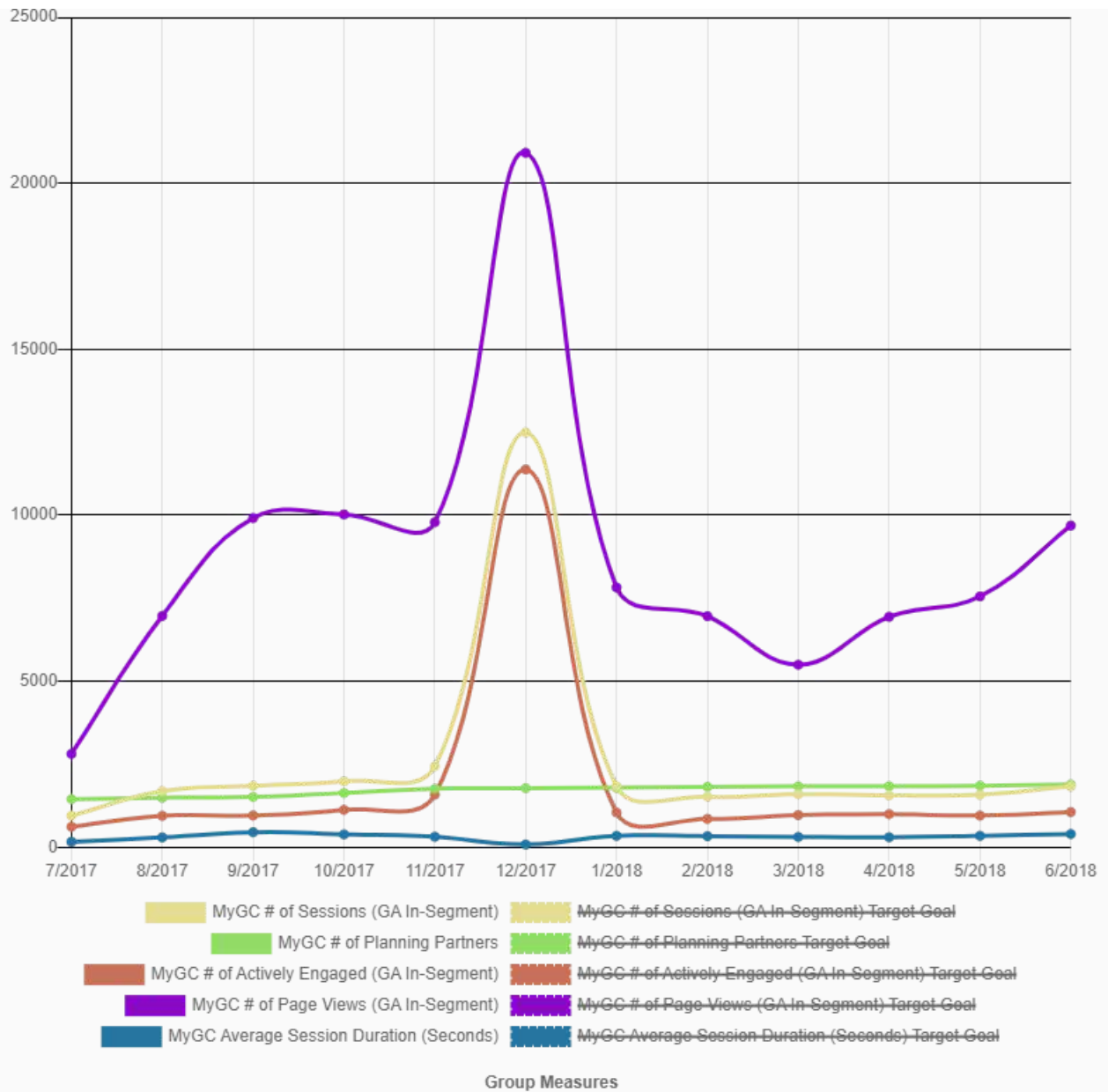
Fiscal Year 2017 Data Visualization (July-June)



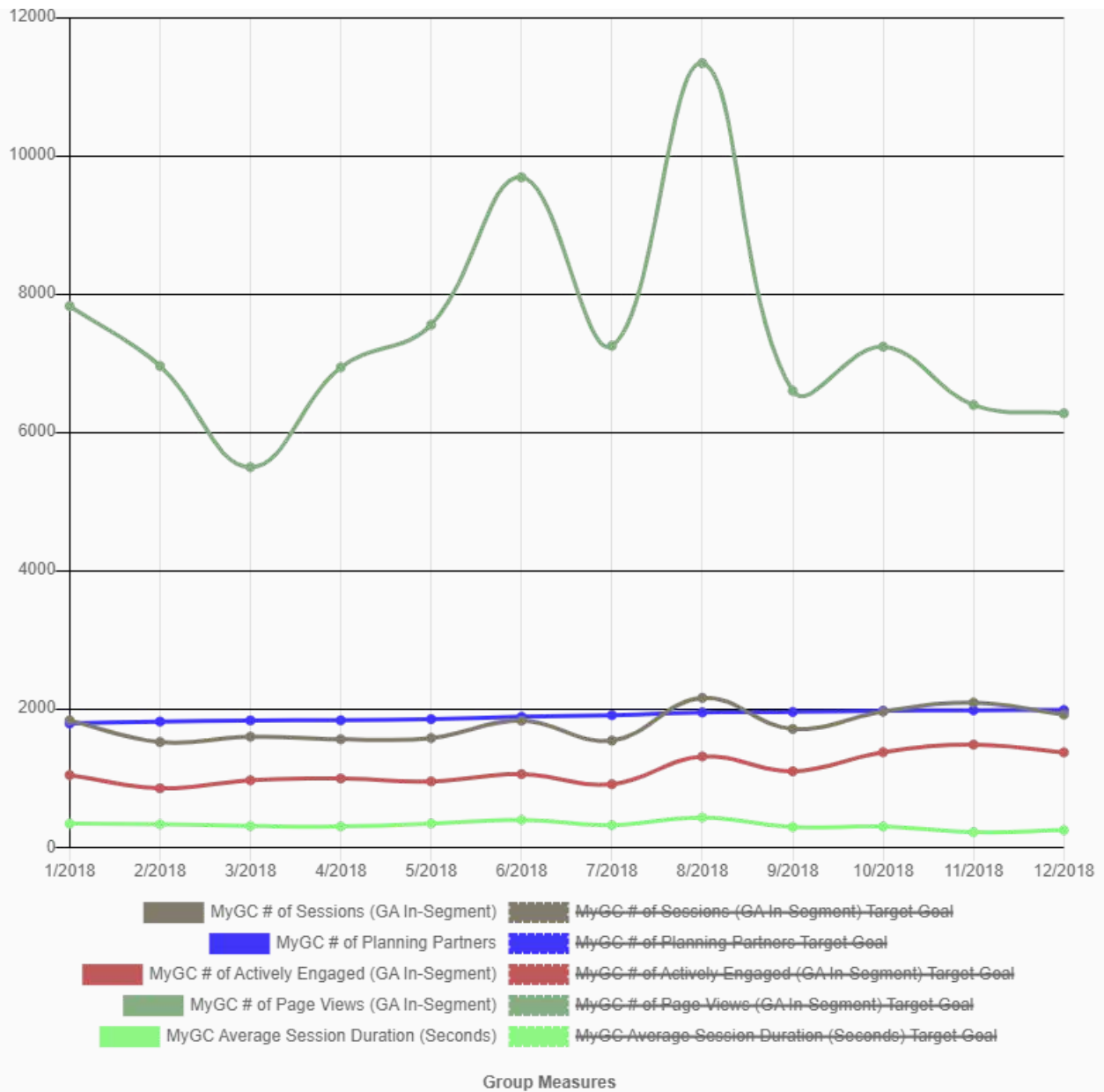
Calendar Year 2017 Data Visualization



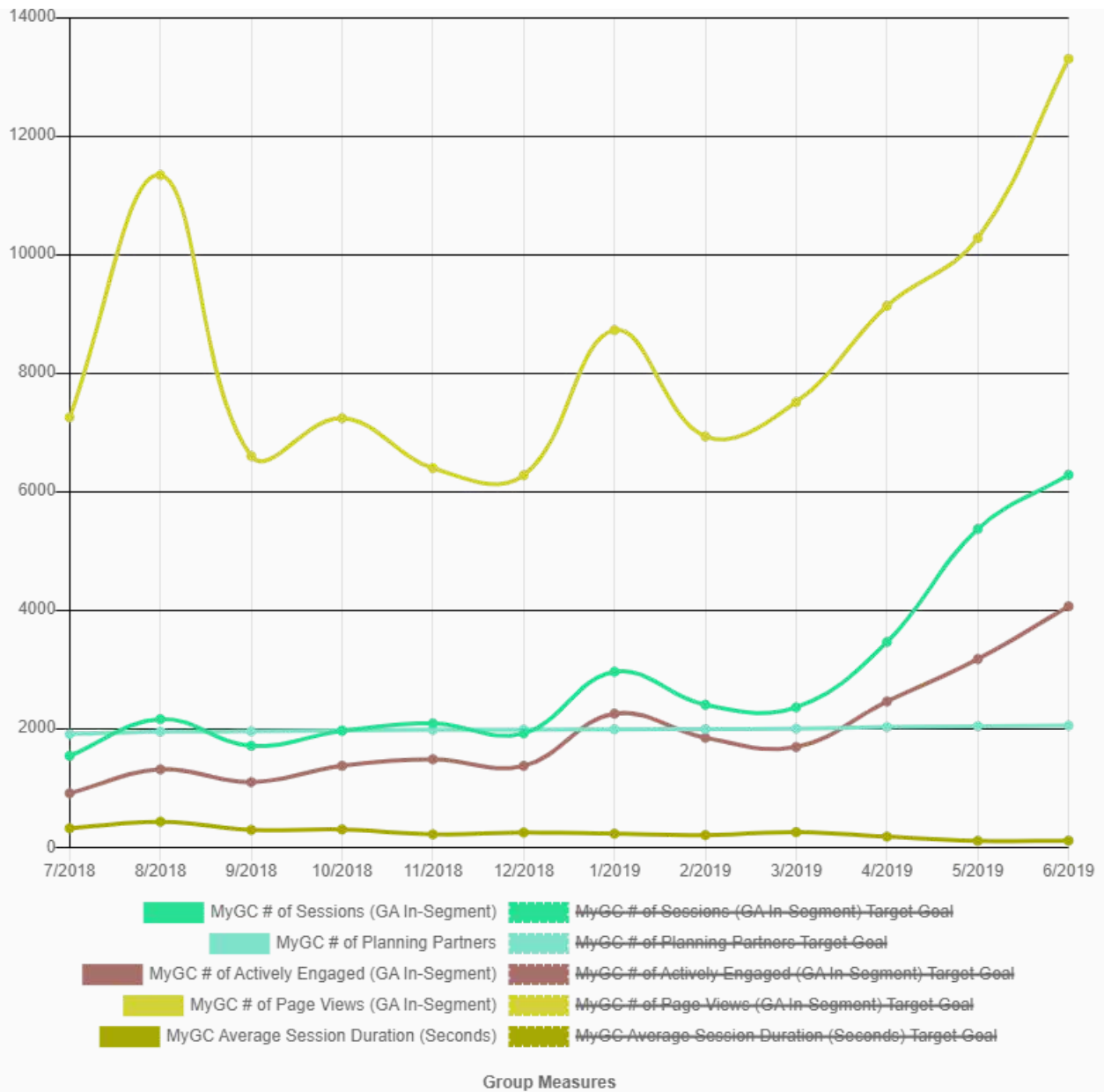
Fiscal Year 2018 Data Visualization (July-June)



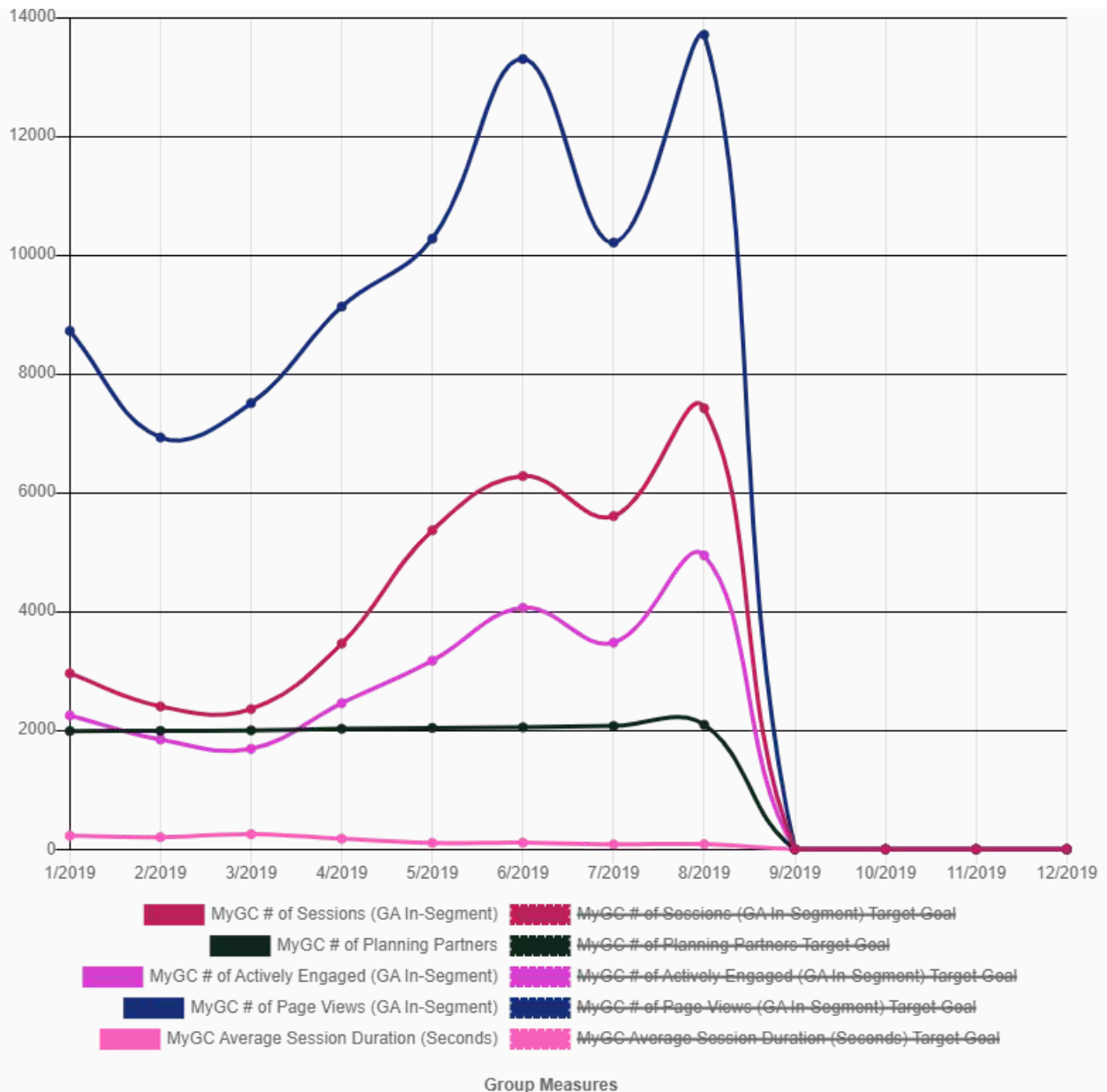
Calendar Year 2018 Data Visualization



Fiscal Year 2019 Data Visualization (July-June)



Calendar Year 2019 Data Visualization



Last Modification

John Corbin edited this group on September 23, 2019.

John Corbin edited this group on August 09, 2019.

John Corbin edited this group on July 18, 2019.

John Corbin edited this group on June 13, 2019.

John Corbin edited this group on May 13, 2019.

John Corbin edited this group on April 17, 2019.

John Corbin edited this group on March 19, 2019.

John Corbin edited this group on March 19, 2019.

John Corbin edited this group on February 19, 2019.

John Corbin edited this group on January 18, 2019.

John Corbin edited this group on December 18, 2018.

John Corbin edited this group on November 09, 2018.

John Corbin edited this group on October 15, 2018.

John Corbin edited this group on September 18, 2018.

John Corbin edited this group on August 14, 2018.

John Corbin edited this group on August 02, 2018.

John Corbin edited this group on June 08, 2018.

John Corbin edited this group on June 08, 2018.

John Corbin edited this group on May 22, 2018.

Contributing Community Participants

[Heather Cooper](#), [Juliet Sanders](#), [Maria Friend](#), [Christy Thomas](#), [Joseph Burger](#), [Brian X. Murray](#), [Charee Reckner](#), [Mike](#), [Jenny](#), [Virgie](#), [Sbroad Stephens](#), [Beth Brenneman](#), [Sadie Liller](#), [Fred Polce](#), [Jim Bailey](#), [Lindsey Bernal](#), [Miriam Sincell Burton](#), [Dierdre Shue](#), [Shylo Dennison](#), [Jim Sn](#)



Sponsored by the Garrett County Health Department. Transparency is important, [read all of our policies here](#). Built with ❤️ in Garrett County, Maryland.



Oral Health Outreach

Public Group 3 minutes ago

Join Group

GROUP ADMINS



Health Improvement Strategy

"Oral Health Outreach"

["https://mygarrettcountry.com/groups/oral-health/"](https://mygarrettcountry.com/groups/oral-health/)

Goal:

Prevention of untreated dental caries in adults and youth

Strategy Description:

1. Dental health education for children in head start, Judy centers and schools. 2. Fluoride rinse for children who do not have access to a

Level of Change:

Programs

Primary Focus Area:

Data Category Tag:

GCHD Dental

Estimated Implementation Date:

2016-01-01

Estimated Completion Date:

2020-07-30



Estimated Ease of Implementation:

Moderate

Estimated Cost of Implementation:

Moderate

Potential Community Benefit:

High

Research:

Community Dent Health. 2016 Jun;33(2):164-7. Do 'poor areas' get the services they deserve? The role of dental services in structural inequities, the social determinants of oral health, and the challenges of accepting a power difference between the 'haves' and 'have nots', and that emphasise individualism over collectivism, are hard to shift. The business of dentistry: a compliance framework contrasting types of organisational (dental practice) power (coercive, utilitarian, normative) with types of power (coercive, utilitarian, normative) and their impact on lower quality too—just where it is needed most. J Mich Dent Assoc. 2016 May;98(5):34-6. ACCESS TO CARE: 12 Tips to Help You Treat Health Disparities in Oral Health in Infancy and Possible Consequences for Child's Development, Growth, Health and Quality of Life. Oral diseases, particularly dental caries, are preventable. Key pillars to prevent oral diseases, including a positive effect on numerous chronic diseases. Future preventive approaches should focus on

- Select all
- Deselect all
- Copy
- CSV
- Excel
- JSON

Measurements	Target Goal	Status	Desired Trend	Contributor	January 2017	February 2017	March 2017	April 2017	May 2017
--------------	-------------	--------	---------------	-------------	--------------	---------------	------------	------------	----------

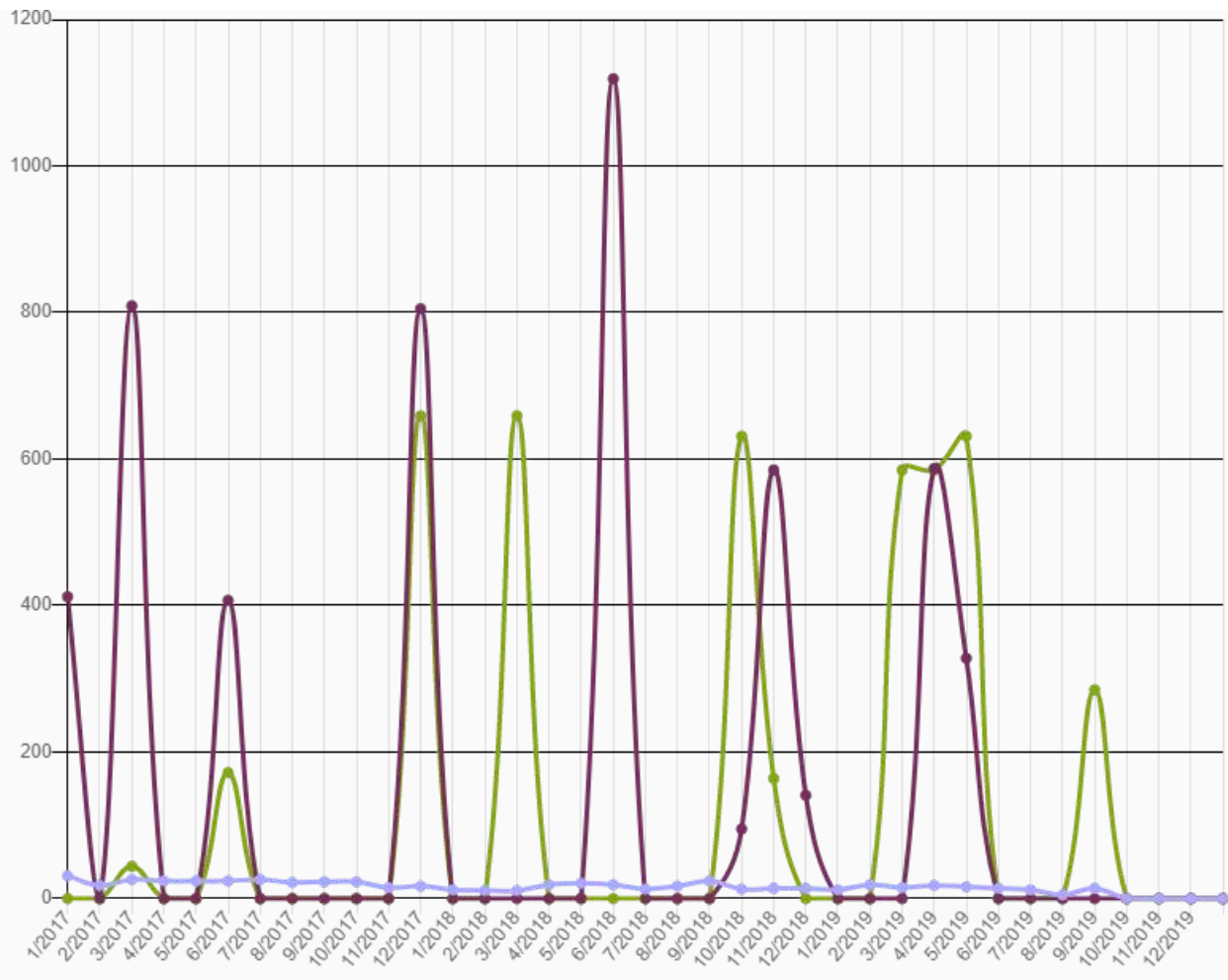
1) Number of individuals presenting at GRMC's ER due to dental emergencies.		Active	Increase	Angela Maul, GRMC	31	18	26	24	24
2) Number of children receiving oral health education.	400	Active	Increase	Dorothy Poloskey, GCHD	412		809		
3) Number of children receiving fluoride rinse. (FY '16 = 953) Number of	250	Active	Increase	Dorothy Poloskey			44		

Showing 1 to 3 of 3 entries

Data Narrative

Measure number 1 is data is provided by Debra Gagnel at GRMC. Measure number 3 goal is 1000 participating per year. The goal of 250 s

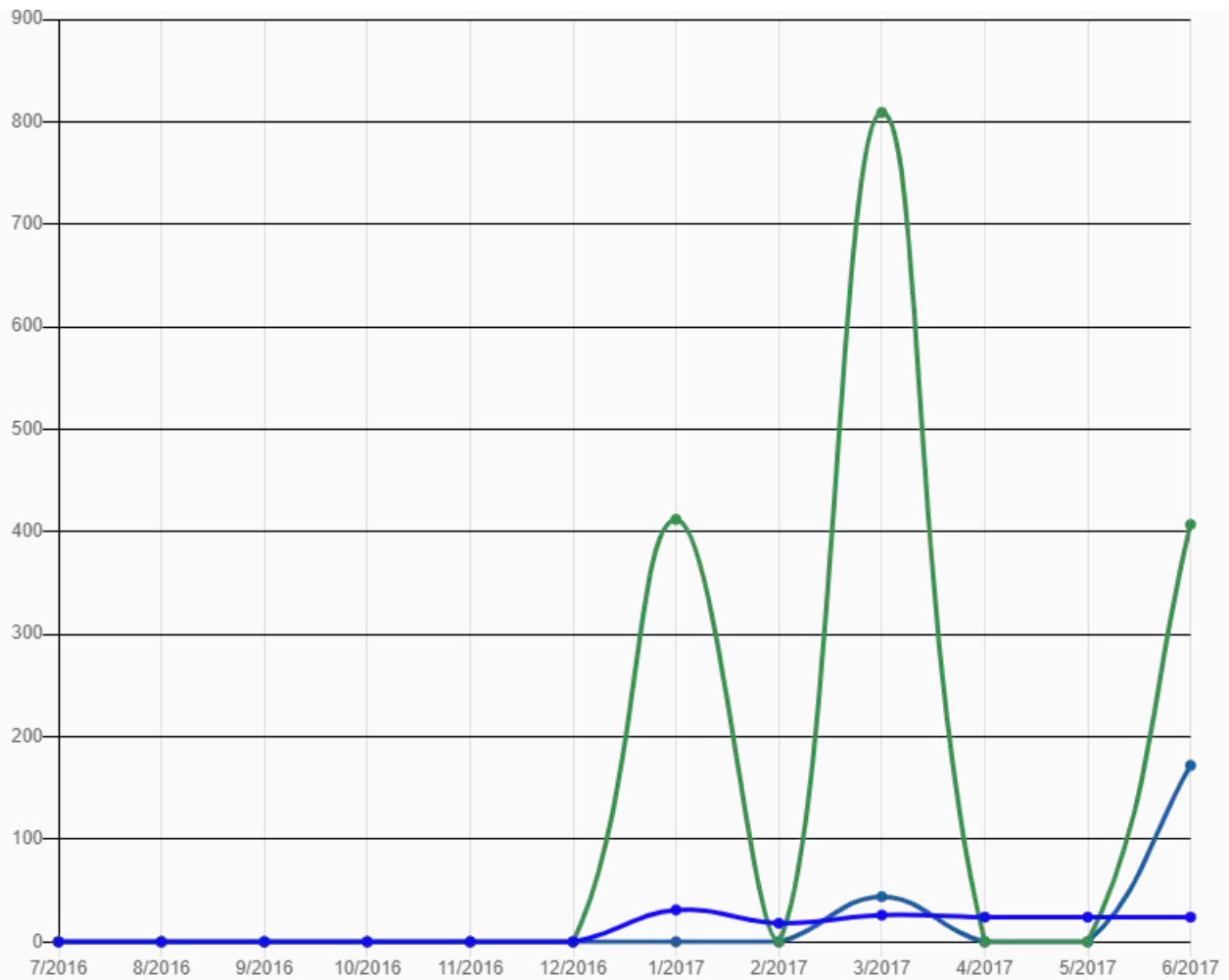
Scaled Data Visualization



- 1) Number of individuals presenting at GRMC's ER due to dental emergencies.
- 4) Number of individuals presenting at GRMC's ER due to dental emergencies. Target Goal
- 2) Number of children receiving oral health education. 2) Number of children receiving oral health education. Target Goal
- 3) Number of children receiving fluoride rinse. (FY '16 = 953) Number of children receiving fluoride rinse. (FY '16 = 953) Active
- 3) Number of children receiving fluoride rinse. (FY '16 = 953) Number of children receiving fluoride rinse. (FY '16 = 953) Active Target Goal

Group Measures

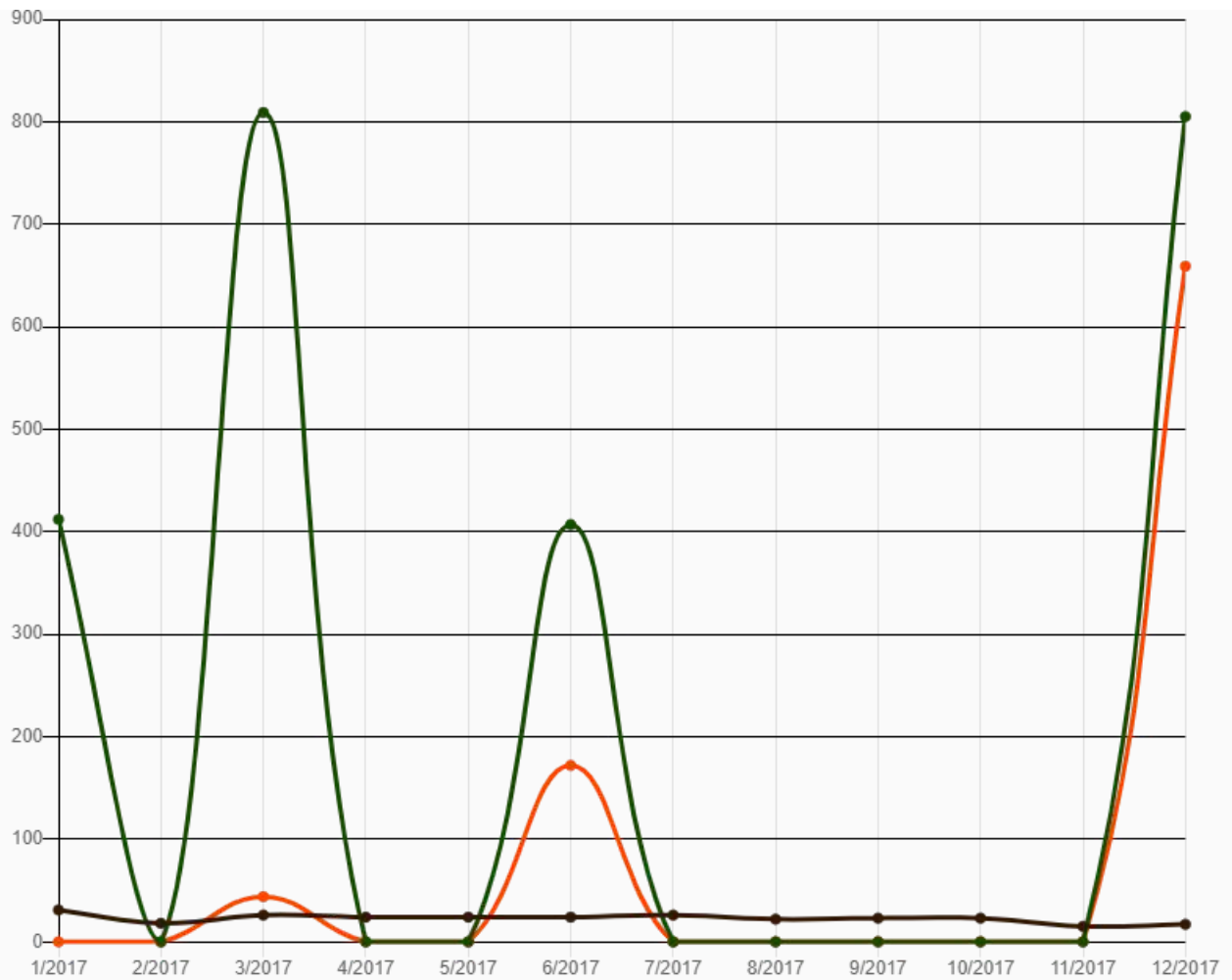
Fiscal Year 2017 Data Visualization (July-June)



■ 1) Number of individuals presenting at GRMC's ER due to dental emergencies.
■ 4) Number of individuals presenting at GRMC's ER due to dental emergencies. Target Goal
■ 2) Number of children receiving oral health education. ■ 2) Number of children receiving oral health education. Target Goal
■ 3) Number of children receiving fluoride rinse. (FY '16 = 953) Number of children receiving fluoride rinse. (FY '16 = 953) Active
■ 3) Number of children receiving fluoride rinse. (FY '16 = 953) Number of children receiving fluoride rinse. (FY '16 = 953) Active Target Goal

Group Measures

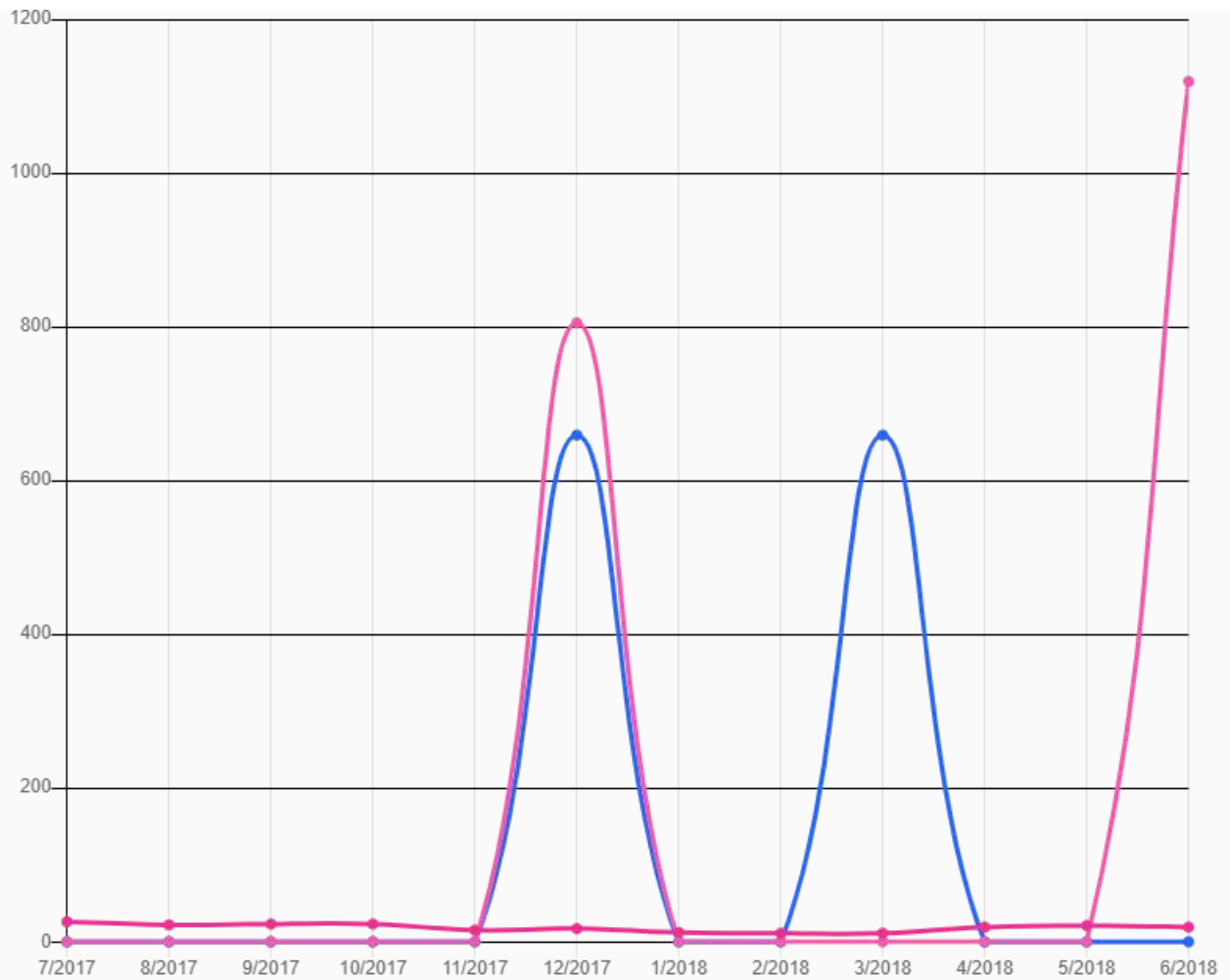
Calendar Year 2017 Data Visualization



1) Number of individuals presenting at GRMC's ER due to dental emergencies.
 4) Number of individuals presenting at GRMC's ER due to dental emergencies. Target Goal
 2) Number of children receiving oral health education. 2) Number of children receiving oral health education. Target Goal
 3) Number of children receiving fluoride rinse. (FY '16 = 953) Number of children receiving fluoride rinse. (FY '16 = 953) Active
 3) Number of children receiving fluoride rinse. (FY '16 = 953) Number of children receiving fluoride rinse. (FY '16 = 953) Active Target Goal

Group Measures

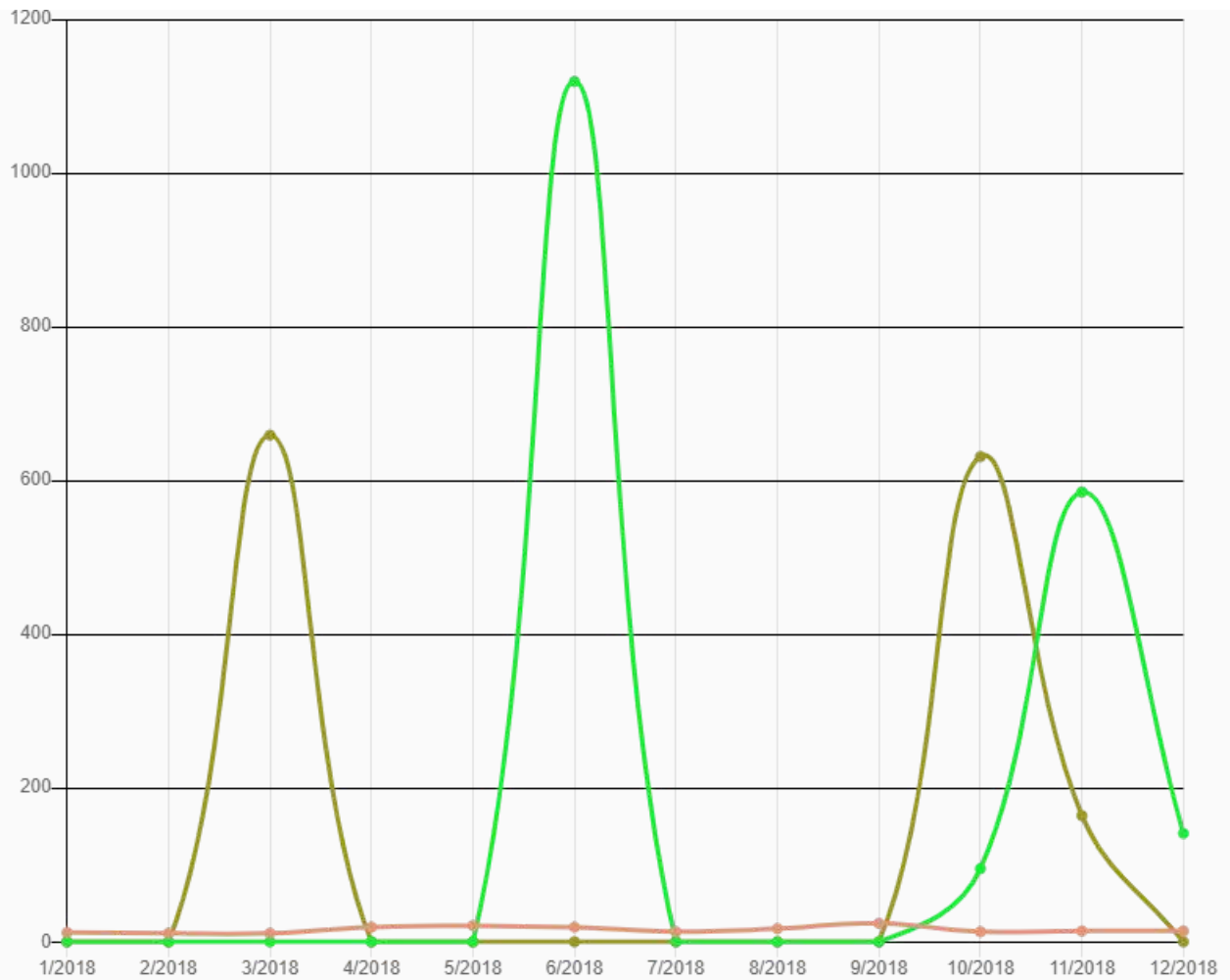
Fiscal Year 2018 Data Visualization (July-June)



■ 1) Number of individuals presenting at GRMC's ER due to dental emergencies.
■ 4) Number of individuals presenting at GRMC's ER due to dental emergencies - Target Goal
■ 2) Number of children receiving oral health education. ■ 2) Number of children receiving oral health education - Target Goal
■ 3) Number of children receiving fluoride rinse. (FY '16 = 953) Number of children receiving fluoride rinse. (FY '16 = 953) Active
■ 3) Number of children receiving fluoride rinse. (FY '16 = 953) Number of children receiving fluoride rinse. (FY '16 = 953) Active - Target Goal

Group Measures

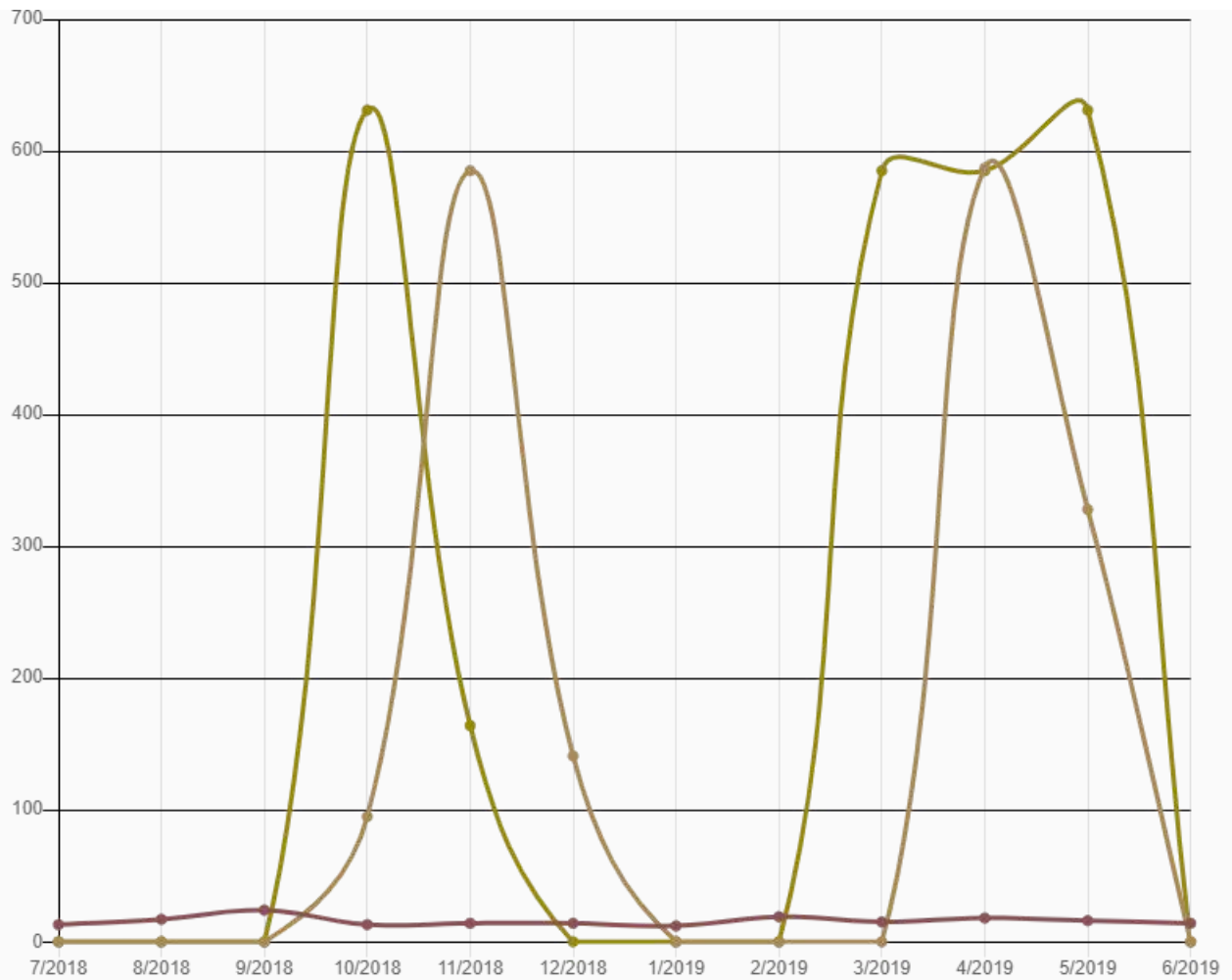
Calendar Year 2018 Data Visualization



- 1) Number of individuals presenting at GRMC's ER due to dental emergencies.
- 2) Number of children receiving oral health education.
- 3) Number of children receiving fluoride rinse. (FY '16 = 953) Number of children receiving fluoride rinse. (FY '16 = 953) Active
- 4) Number of individuals presenting at GRMC's ER due to dental emergencies. Target Goal
- 2) Number of children receiving oral health education. Target Goal
- 3) Number of children receiving fluoride rinse. (FY '16 = 953) Number of children receiving fluoride rinse. (FY '16 = 953) Active Target Goal

Group Measures

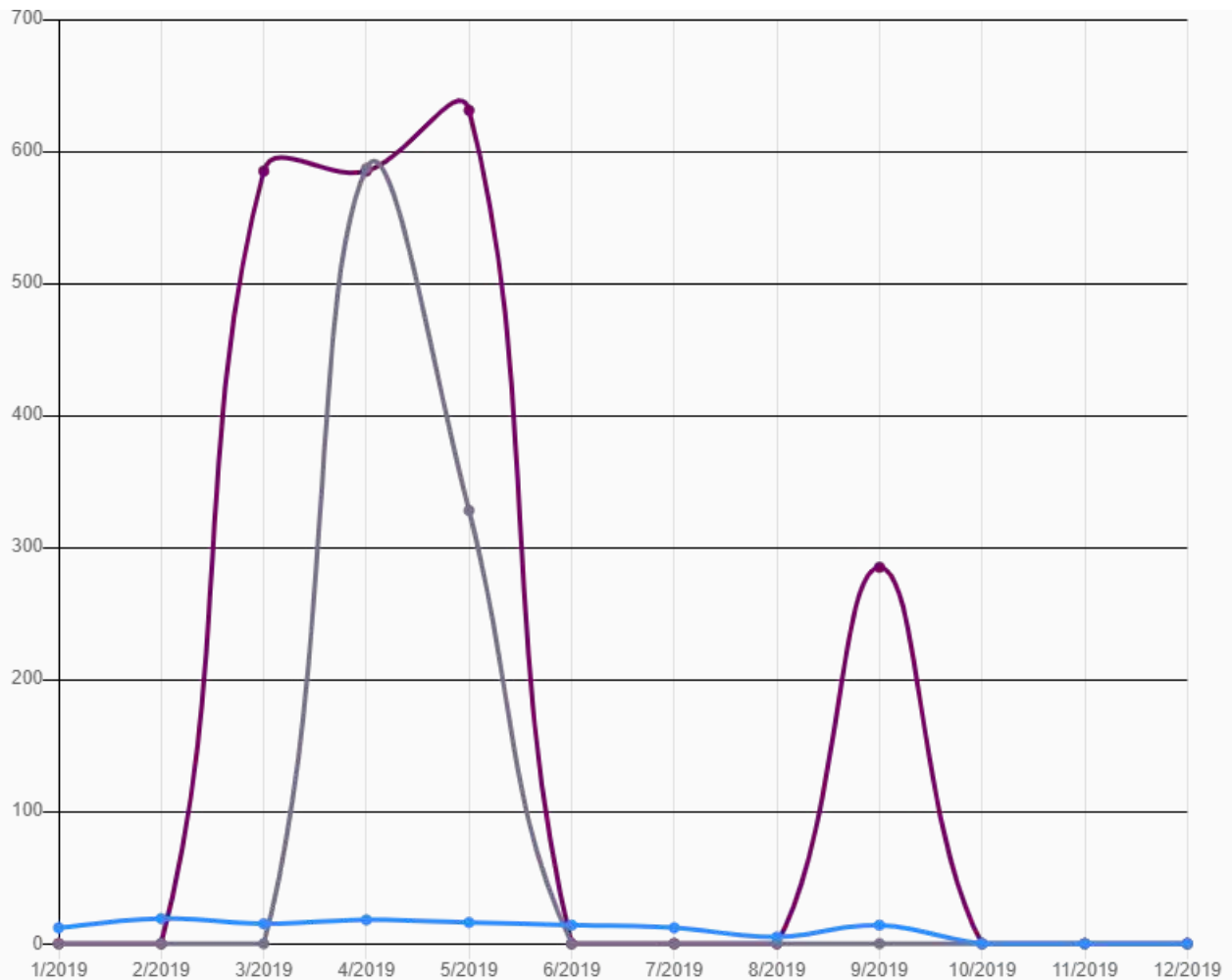
Fiscal Year 2019 Data Visualization (July-June)



1) Number of individuals presenting at GRMC's ER due to dental emergencies.
 4) Number of individuals presenting at GRMC's ER due to dental emergencies - Target Goal
 2) Number of children receiving oral health education. 2) Number of children receiving oral health education - Target Goal
 3) Number of children receiving fluoride rinse. (FY '16 = 953) Number of children receiving fluoride rinse. (FY '16 = 953) Active
 3) Number of children receiving fluoride rinse. (FY '16 = 953) Number of children receiving fluoride rinse. (FY '16 = 953) Active - Target Goal

Group Measures

Calendar Year 2019 Data Visualization



- 1) Number of individuals presenting at GRMC's ER due to dental emergencies.
- 4) Number of individuals presenting at GRMC's ER due to dental emergencies. Target Goal
- 2) Number of children receiving oral health education. 2) Number of children receiving oral health education. Target Goal
- 3) Number of children receiving fluoride rinse. (FY '16 = 953) Number of children receiving fluoride rinse. (FY '16 = 953) Active
- 3) Number of children receiving fluoride rinse. (FY '16 = 953) Number of children receiving fluoride rinse. (FY '16 = 953) Active Target Goal

Group Measures

Last Modification

- Dorothy Poloskey edited this group on October 08, 2019.
- Bob Stephens edited this group on October 01, 2019.
- Dorothy Poloskey edited this group on September 09, 2019.
- Bob Stephens edited this group on September 03, 2019.
- Bob Stephens edited this group on August 01, 2019.
- Bob Stephens edited this group on August 01, 2019.
- Bob Stephens edited this group on July 26, 2019.
- Bob Stephens edited this group on July 26, 2019.
- Dorothy Poloskey edited this group on July 01, 2019.
- Bob Stephens edited this group on June 06, 2019.
- Dorothy Poloskey edited this group on June 04, 2019.
- Bob Stephens edited this group on May 10, 2019.




Dorothy Poloskey edited this group on May 09, 2019.
Dorothy Poloskey edited this group on April 03, 2019.
Bob Stephens edited this group on April 01, 2019.
Bob Stephens edited this group on April 01, 2019.
Bob Stephens edited this group on March 04, 2019.
Bob Stephens edited this group on March 04, 2019.
Dorothy Poloskey edited this group on January 10, 2019.
Bob Stephens edited this group on January 03, 2019.
Dorothy Poloskey edited this group on December 11, 2018.
Bob Stephens edited this group on December 10, 2018.
Dorothy Poloskey edited this group on October 30, 2018.
Bob Stephens edited this group on October 05, 2018.
Cynthia (Cindi) Guthrie edited this group on September 20, 2018.
Bob Stephens edited this group on August 24, 2018.
Bob Stephens edited this group on August 24, 2018.
Bob Stephens edited this group on August 24, 2018.
Cynthia (Cindi) Guthrie edited this group on August 03, 2018.
Cynthia (Cindi) Guthrie edited this group on August 03, 2018.
Bob Stephens edited this group on July 31, 2018.
Bob Stephens edited this group on July 24, 2018.
Bob Stephens edited this group on July 24, 2018.
Bob Stephens edited this group on July 24, 2018.
Bob Stephens edited this group on July 24, 2018.
Bob Stephens edited this group on July 24, 2018.
Bob Stephens edited this group on July 24, 2018.
Bob Stephens edited this group on June 07, 2018.
Bob Stephens edited this group on June 07, 2018.



Contributing Community Participants


[Chris Baker](#), [Carrie Hook](#), [Cynthia \(Cindi\) Guthrie](#), [Shelley Argabrite](#), [McKenzie Wotring](#), [Dorothy Poloskey](#), [Bob Stephens](#),

OVERDOSE RESPONSE


Overdose Response Training
Public Group 7 days ago

Leave Group

GROUP ADMINS



Health Improvement Strategy

"Overdose Response Training"

["https://mygarrettcountry.com/groups/opioid-intervention-team/overdose-response-training/"](https://mygarrettcountry.com/groups/opioid-intervention-team/overdose-response-training/)

Goal:

Reduce and/or prevent opioid overdose deaths in Garrett County.

Strategy Description:

Reduce and/or prevent opioid overdose deaths in Garrett County through distributing naloxone in the community and educating the comm

Level of Change:

Programs

Primary Focus Area:

Behavioral Health: including Substance Abuse and Mental Health

Data Category Tag:

GCHD Behavioral Health

Estimated Implementation Date:

2017-08-21

Estimated Completion Date:

2020-12-31



Estimated Ease of Implementation:

Easy

Estimated Cost of Implementation:

Low

Potential Community Benefit:

High

Research:

According to the results of a recent systematic review published in the Annals of Internal Medicine, 2 mg/mL intranasal naloxone may have similar efficacy to intramuscular naloxone (2 mg) in one trial. In another trial, lower-concentration intranasal naloxone (2 mg/mL) was shown to have similar efficacy to intramuscular naloxone (2 mg) in one trial. In another trial, lower-concentration intranasal naloxone (2 mg/mL) was shown to have similar efficacy to intramuscular naloxone (2 mg) in one trial.

Select all	Deselect all	Copy	CSV	Excel	JSON					
Measurements	Target Goal	Status	Desired Trend	Contributor	January 2017	February 2017	March 2017	April 2017	May 2017	
1) # of Training's	17	Active	Increase		1	1	0	1	4	

2) Units dispensed (2 doses per unit)	20	Active	Increase		12	6	0	8	29
3) # of new participants	15	Active	Increase		11	5	0	8	29
4) # of recertified participants	5	Active	Increase		1	1	0	0	17
5) # of additional Medication received following original	0	Active	Increase		1	0	0	0	0

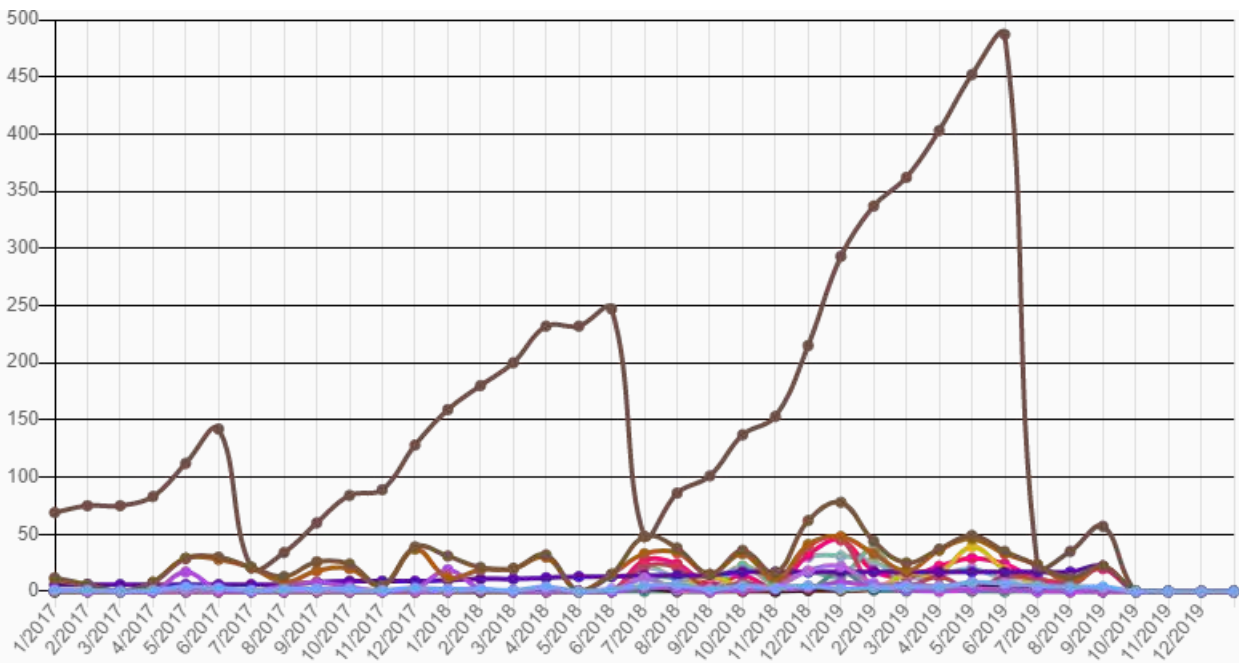
Showing 1 to 14 of 14 entries



Data Narrative

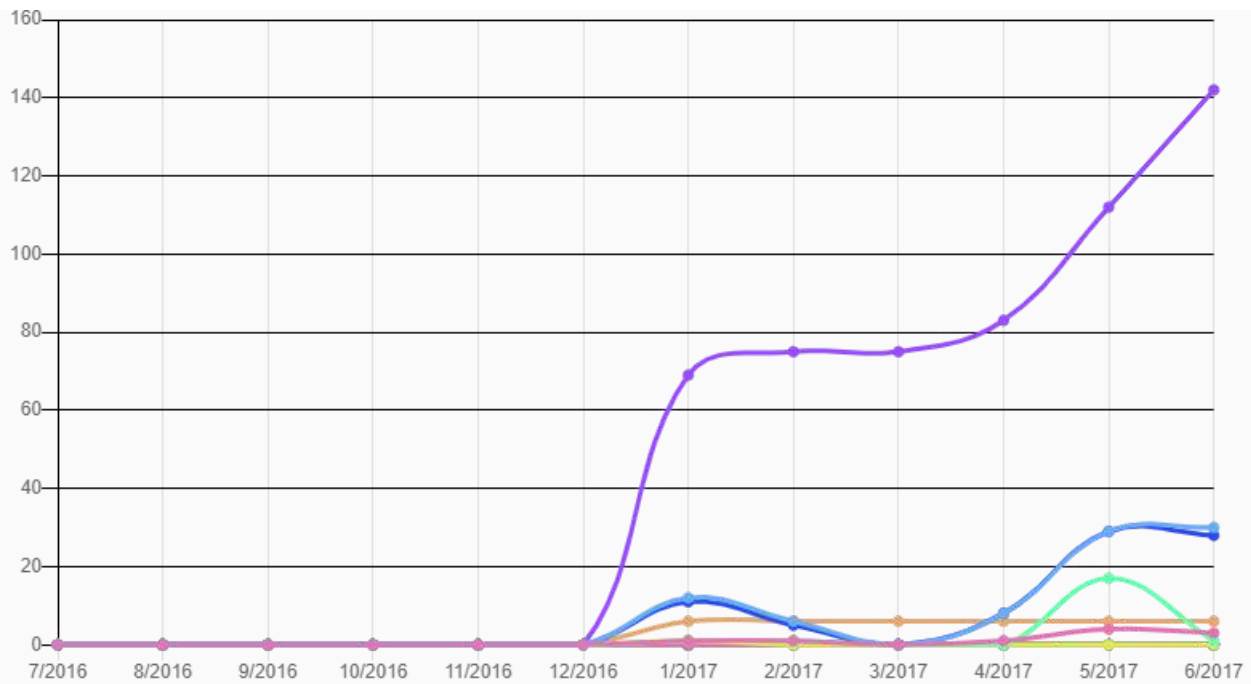
Goals may be set by month or by year. Running total = Measure begins at zero each fiscal year. (eg. 6. Units dispensed running total) Cumu

Scaled Data Visualization



Group Measures

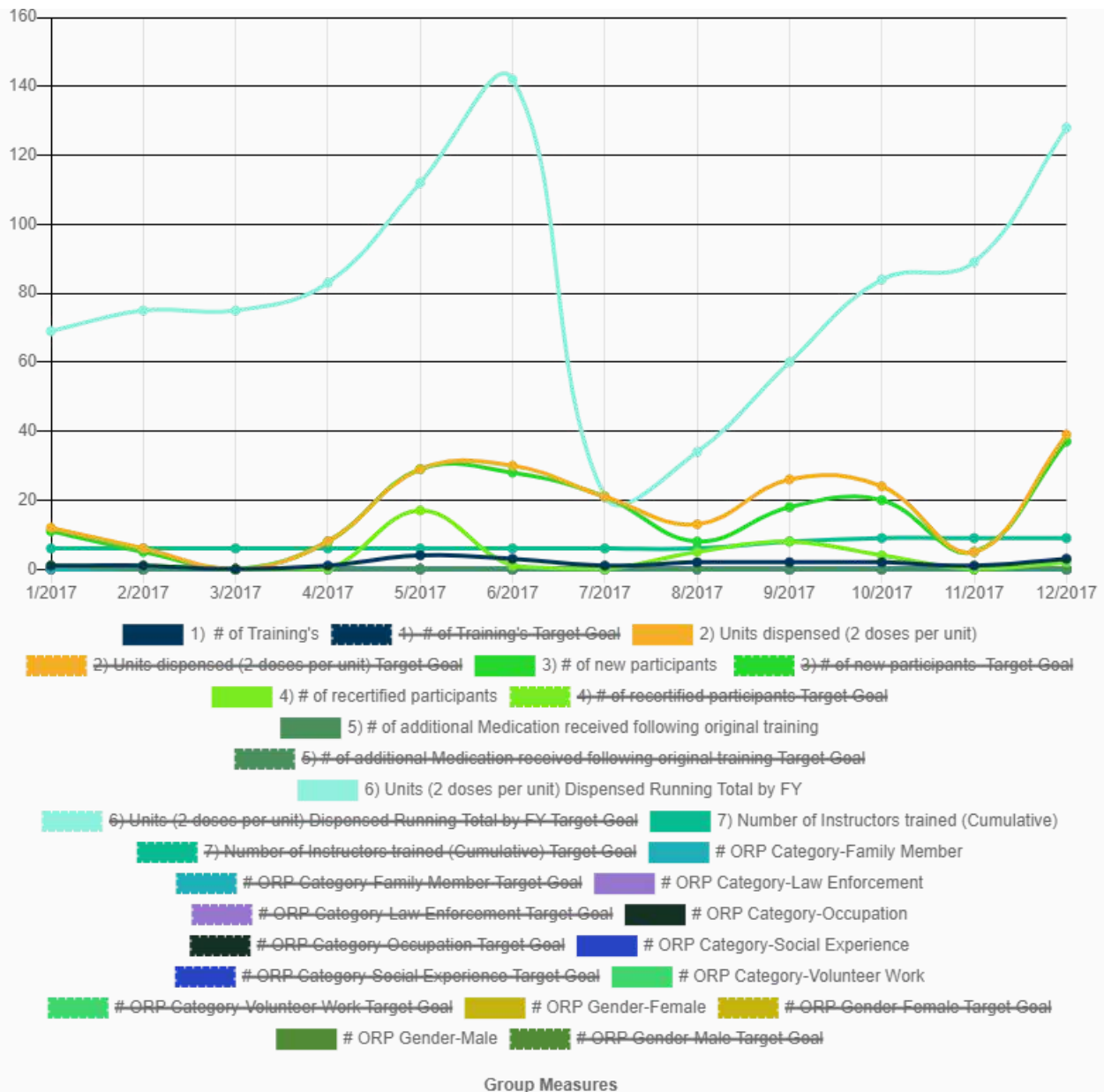
Fiscal Year 2017 Data Visualization (July-June)



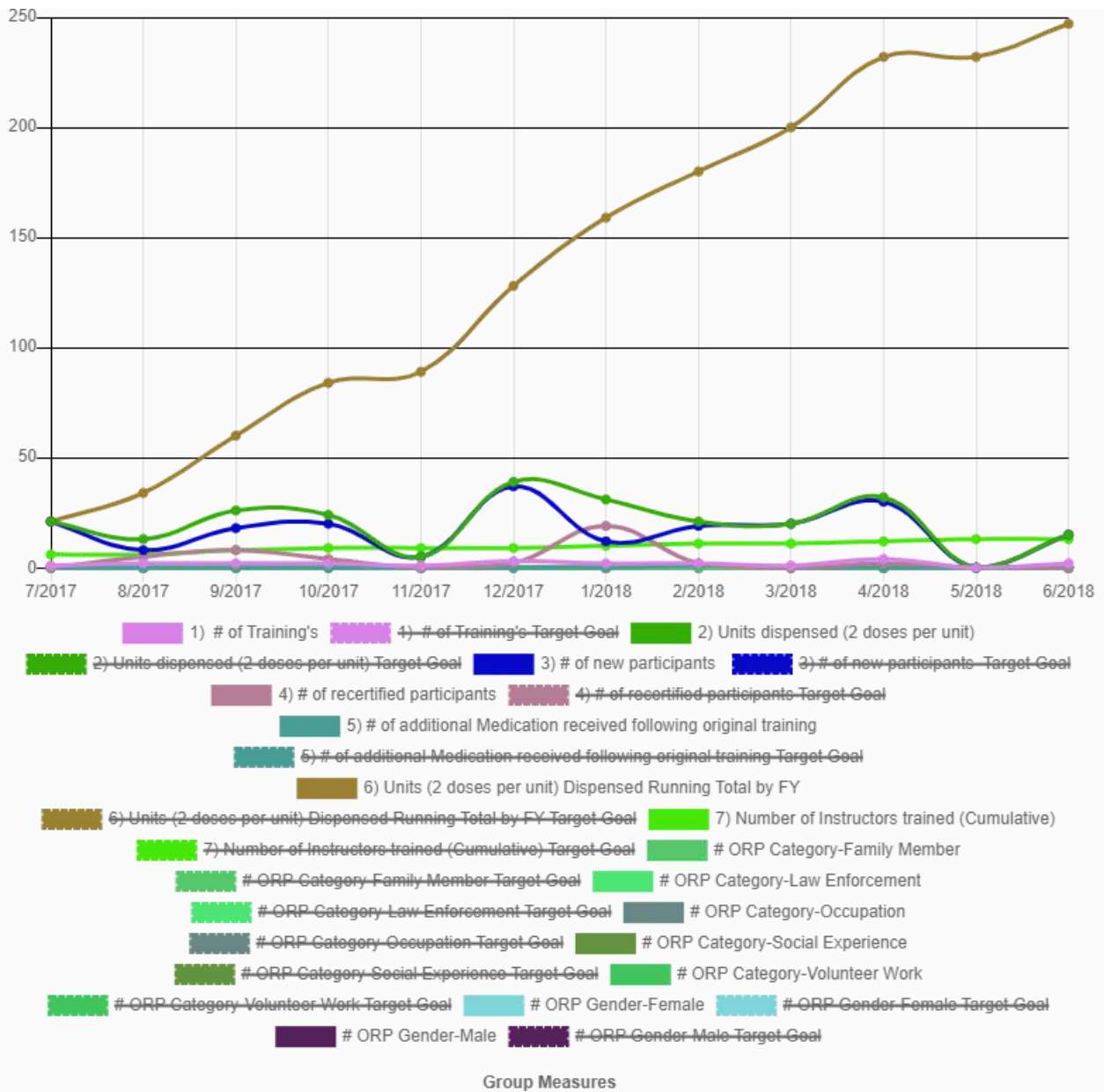
- 1) # of Training's
- 2) Units dispensed (2 doses per unit) Target Goal
- 3) # of new participants Target Goal
- 4) # of recertified participants Target Goal
- 5) # of additional Medication received following original training Target Goal
- 6) Units (2 doses per unit) Dispensed Running Total by FY Target Goal
- 7) Number of Instructors trained (Cumulative) Target Goal
- # ORP Category-Family Member Target Goal
- # ORP Category-Law Enforcement Target Goal
- # ORP Category-Occupation Target Goal
- # ORP Category-Social Experience Target Goal
- # ORP Category-Volunteer Work Target Goal
- # ORP Gender-Female Target Goal
- # ORP Gender-Male Target Goal

Group Measures

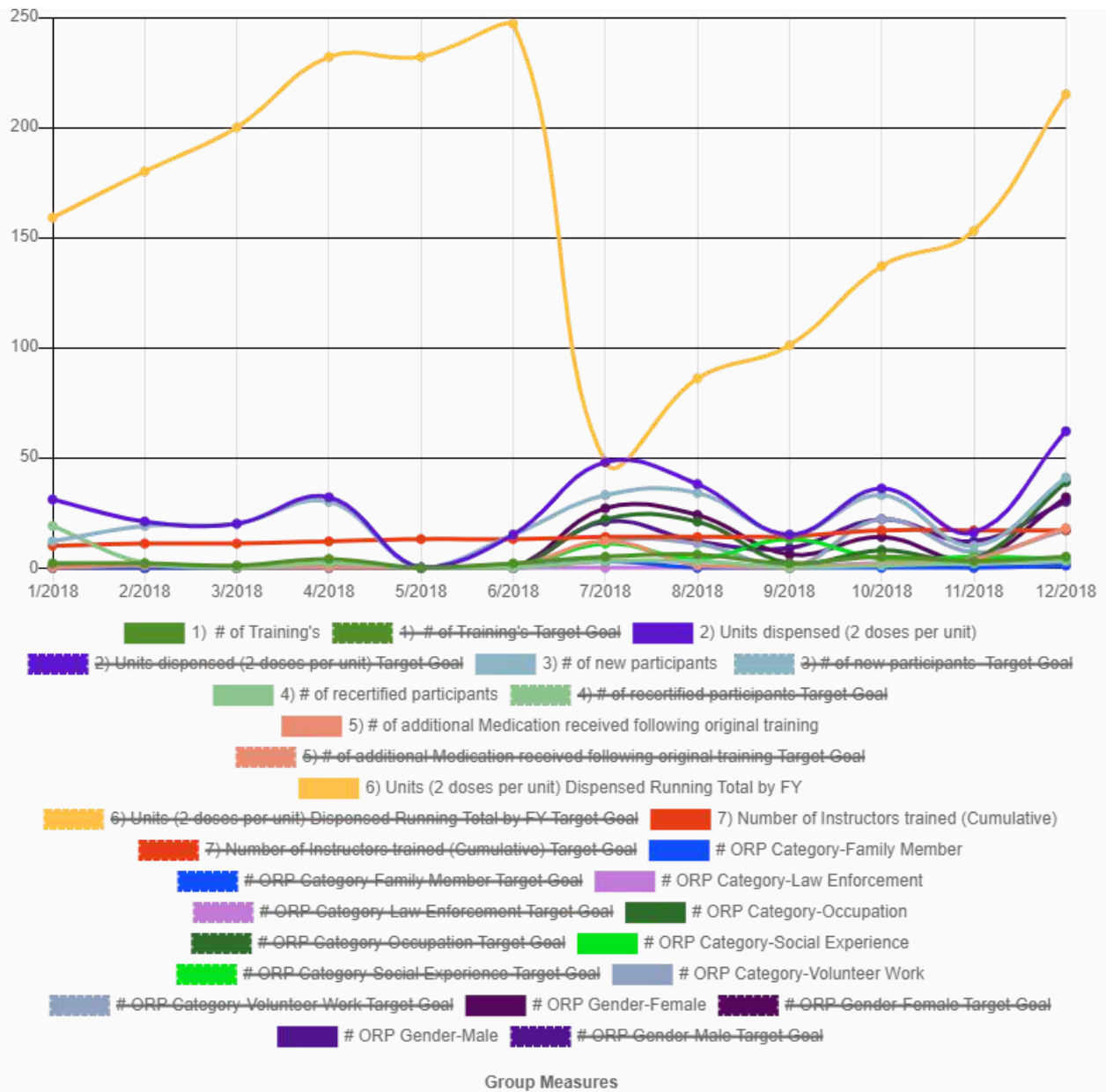
Calendar Year 2017 Data Visualization



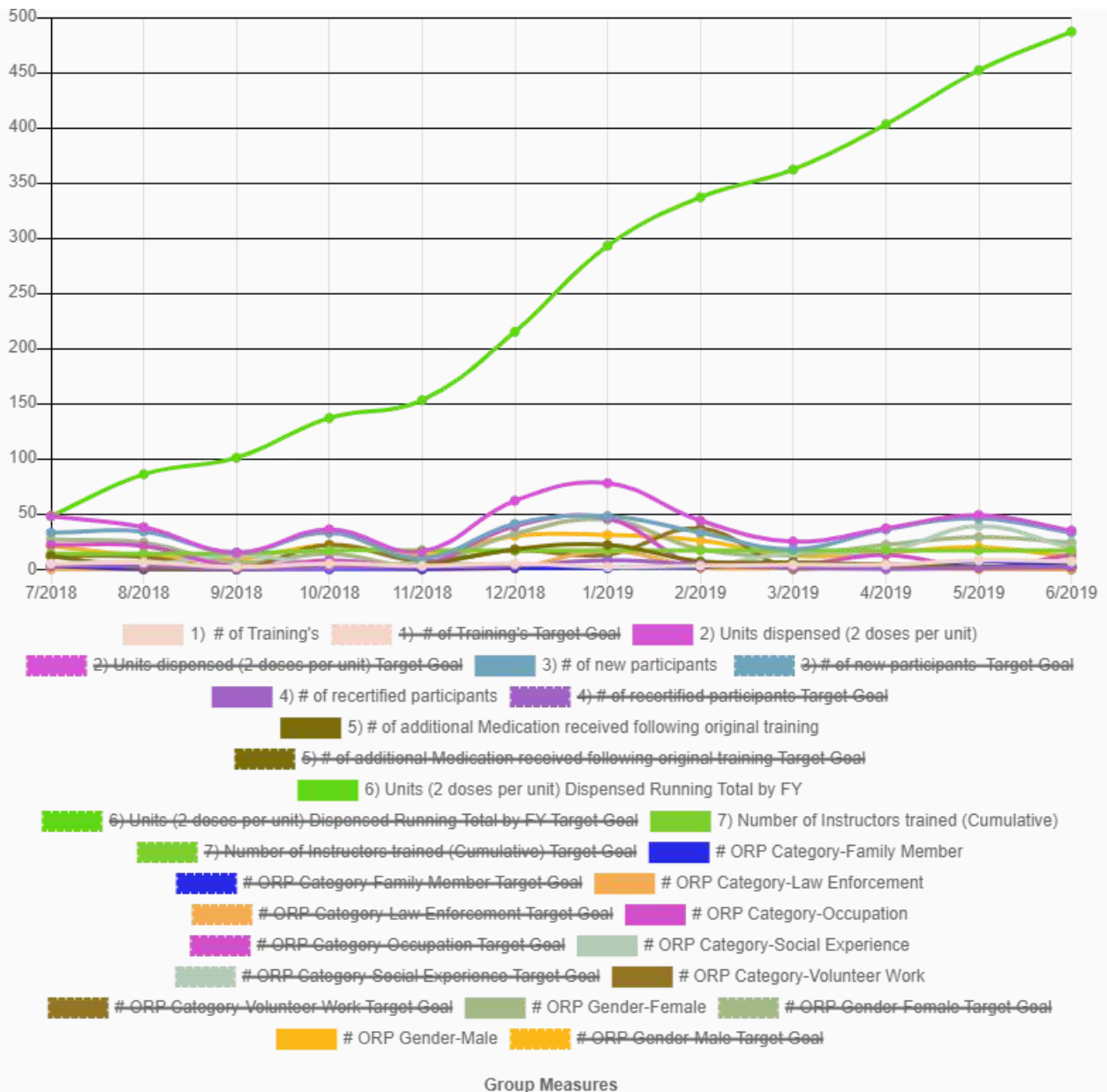
Fiscal Year 2018 Data Visualization (July-June)



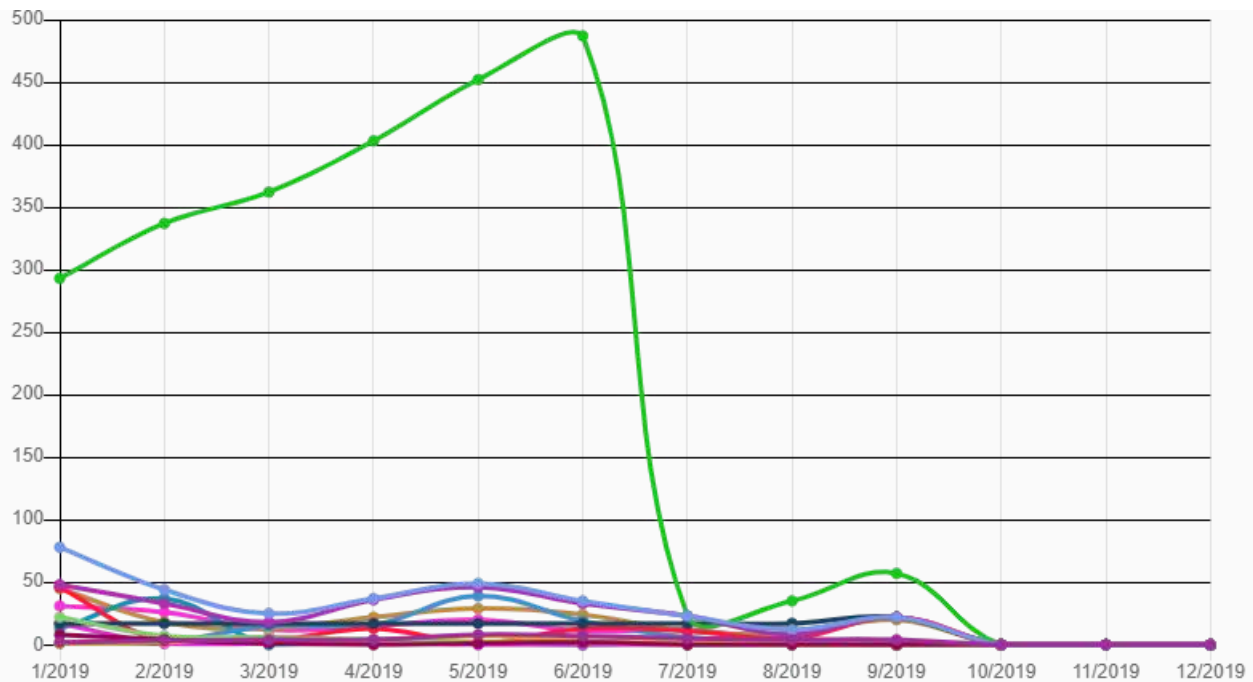
Calendar Year 2018 Data Visualization



Fiscal Year 2019 Data Visualization (July-June)



Calendar Year 2019 Data Visualization



Group Measures

Last Modification

- Abigail SanJulian edited this group on October 01, 2019.
- Abigail SanJulian edited this group on September 05, 2019.
- Abigail SanJulian edited this group on September 03, 2019.
- Abigail SanJulian edited this group on September 03, 2019.
- Beth Brenneman edited this group on August 13, 2019.
- Beth Brenneman edited this group on July 17, 2019.
- Rose M Clark edited this group on June 11, 2019.
- Rose M Clark edited this group on May 07, 2019.
- Rose M Clark edited this group on April 17, 2019.
- Rose M Clark edited this group on March 13, 2019.
- Rose M Clark edited this group on February 06, 2019.
- Rose M Clark edited this group on January 08, 2019.

Rose M Clark edited this group on December 13, 2018.
Rose M Clark edited this group on December 13, 2018.
Rose M Clark edited this group on December 04, 2018.
Rose M Clark edited this group on December 04, 2018.
Rose M Clark edited this group on November 19, 2018.
Rose M Clark edited this group on November 08, 2018.
Rose M Clark edited this group on November 08, 2018.
Rose M Clark edited this group on November 08, 2018.
Rose M Clark edited this group on November 08, 2018.
Rose M Clark edited this group on November 08, 2018.
Rose M Clark edited this group on October 09, 2018.
Jodi Kulak edited this group on September 05, 2018.
Bob Stephens edited this group on August 29, 2018.
Rose M Clark edited this group on August 02, 2018.
Rose M Clark edited this group on August 02, 2018.
Rose M Clark edited this group on August 01, 2018.
Rose M Clark edited this group on August 01, 2018.
Rose M Clark edited this group on August 01, 2018.
Rose M Clark edited this group on August 01, 2018.
Rose M Clark edited this group on August 01, 2018.
Rose M Clark edited this group on June 25, 2018.
Rose M Clark edited this group on June 25, 2018.
Rose M Clark edited this group on June 25, 2018.
Jennifer Corder edited this group on June 07, 2018.
Bob Stephens edited this group on June 05, 2018.
Bob Stephens edited this group on June 01, 2018.
Bob Stephens edited this group on June 01, 2018.
Bob Stephens edited this group on June 01, 2018.
Bob Stephens edited this group on June 01, 2018.
Bob Stephens edited this group on May 31, 2018.
Bob Stephens edited this group on May 31, 2018.
Rose M Clark edited this group on May 24, 2018.
Rose M Clark edited this group on May 24, 2018.
Rose M Clark edited this group on May 24, 2018.



Contributing Community Participants

[Lacy Coffren](#), [Abigail SanJulian](#), [Beth Brenneman](#), [Gillian Shreve](#), [Jennifer Loughry](#), [HEATHER BERG](#), [Teresa Friend](#), [Kathryn Beals](#), [Sandra, J](#)





Partners After School @ Oakland

Public Group 3 months ago

Leave Group

GROUP ADMINS



Health Improvement Strategy

"Partners After School @ Oakland"

<https://mygarrettcounty.com/groups/partners-after-school-oakland/>

Goal:

Serve 40 students per night in third through eighth grade from Southern Middle School, Broad Ford Elementary School, and Yough Glades E average daily attendance will be 50%. To measure if students are better off the goal is 65% of students served 30+ days with a grade of "B'

Strategy Description:

PAS will operate Monday- Friday from 3:15 pm- 6:00 pm providing 30-45 minutes of recreation-physical activity/exercise and play. 45 minut children and their parents/guardians. Staff of the Partners After School (PAS) Program at Oakland will conduct outreach to the following ag Educator offers FSNE programs to support the work of community agencies serving low income families and may offer programming to: P Maryland Food Council Western Maryland Food Council, in one of its roles, acts as a clearinghouse of information about free food resource Center) food distribution site Mountain Top Food Pantry Garrett College S.I.N.G. Food Pantry Calvary Tabernacle food pantry Loch Lynn Ch contact person from each food resource group to share the promotional flyer with families that attend or access the food resources. Garre to distribute to each potential family that could benefit from the PAS Program. Social Services staff will be educated about the enrollment j clients. PAS Director will provide promotional flyer to distribute to each potential family that could benefit from the PAS Program. Parole an

effectively assist in promoting PAS to those students and their families. Staff will be asked to share the promotional flyer with all targeted students and their families. Additionally, the Dove Center provides shelter for homeless women and their children, without requiring evidence of leaving a job or often time by incarceration of a family member. PAS Director will provide promotional flyers to distribute to each potential family that can receive Program Personal Health Services such as immunization and family planning Behavioral Health Services including Substance Abuse and Mental Health Services. Parents are made aware of the after school program, eligibility criteria, services and activities provided. Included, for reference: PAS @ Oakland App

Level of Change:

Programs

Primary Focus Area:

Maternal, Child, and Adolescent Health



Data Category Tag:

GCHD Health Education and Outreach

Estimated Implementation Date:

2018-10-15

Estimated Completion Date:

2019-06-15

Estimated Ease of Implementation:

Hard

Estimated Cost of Implementation:

Moderate

Potential Community Benefit:

Moderate

Research:

2012- "The Relationship of Food and Academic Performance:A Preliminary Examination of the Factors of Nutritional Neuroscience, Malnut referer=&httpsredir=1&article=1074&context=cpe "Children of Incarcerated Parents and Academic Success" Megan Sullivan-National Cou https://www.nctsn.org/sites/default/files/resources//child_trauma_toolkit_educators.pdf Strengthening families impacted by incarceration

Select all Deselect all Copy CSV Excel JSON

Measurements	Target Goal	Status	Desired Trend	Contributor	January 2017	February 2017	March 2017	April 2017	May 2017
Enrollment	30	Active	Increase		40	42	43	43	43
Students at or below poverty level		Archived	Increase	GCPS					
Hunger (GOC Criteria)		Active	Increase	Parent Self Report/ Application					
Impacted by Incarceration (GOC Criteria)		Active	Increase	Parent -Self Report/ Application					
Free/Reduced Meal Eligibility		Archived	Increase	GCPS					
Ratio Filled (Attended) Slots	528	Active	Increase		632	642	659	669	586



Showing 1 to 15 of 15 entries

Data Narrative

- end of year data just received from BOE- Raw data has been updated
- April- delay in hiring assistant has caused a delay in adding additional students
- took a field trip on a Saturday- 25 students attended- did not include that as a normal day scheduled
- No Parent child activities in March- scheduling conflict moved events to april
- will collect disciplinary referrals and update with the final Q4 report cards
- As of this year Elementary Schools have stopped using Star 360 (Archived)
- We currently have 1 student enrolled that we do not have permission to collect school data for.
- As of October 2018: Ratio of filled (attended) slots compared to available slots: Answers the question "how close to capacity is the programming per month x 30 available slots per day. Because of school closings, each month allows for a different number of program

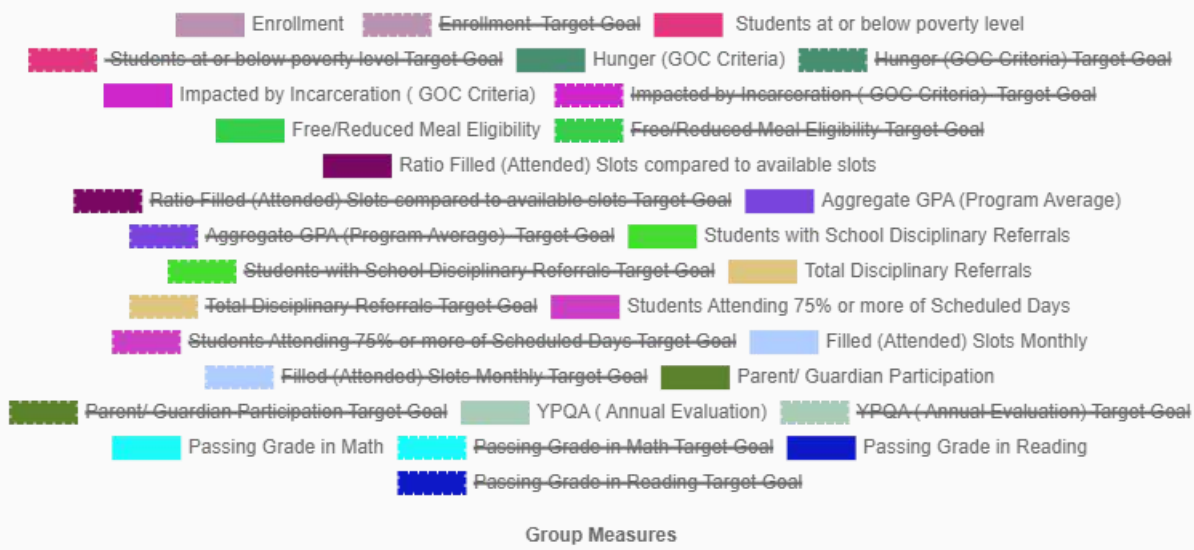
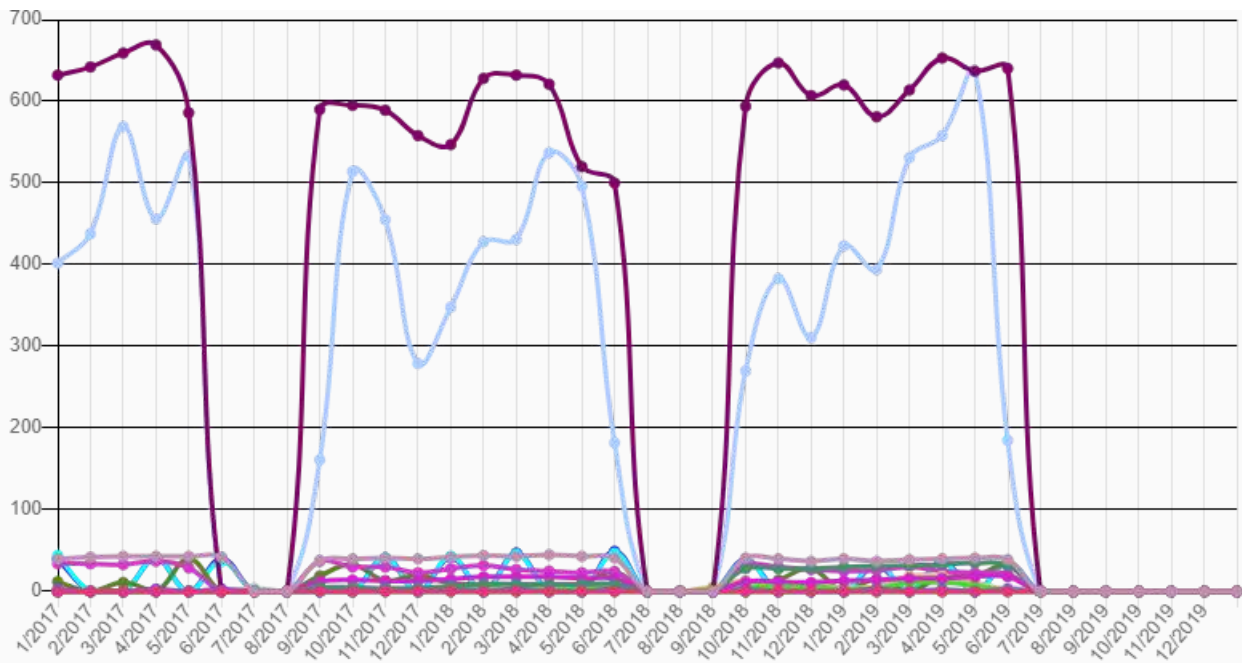
Enrollment - new target set to 30- (Loss of funding)decreased the enrollment from 40 students to 30 student per night Start Date FY19- Oc

- Enrollment- Number students enrolled at beginning of each month of the program, duplicative

- Student at/or below poverty level: individual data not accessible via GCPS.
- Hunger: Parents self-report on application based on GOC Strategies criteria for hunger. <http://goc.maryland.gov/wp-content/uploads/s>
- Impacted by incarceration: Parents self-report on application based on GOC Strategies criteria for incarceration/probation. <http://goc.n>
- Free / reduced meal eligibility: Individual data not accessible via GCPS.
- Ratio of filled (attended) slots compared to available slots: Answers the question "how close to capacity is the program filled". Proport available slots per day. Because of school closings, each month allows for a different number of program days, so the actual number o
-
- # of PAS participants with school disciplinary referrals
- Total # of disciplinary referrals among PAS participants (how many referrals students received)
- Passing grade in Math: Note that, for any student attending 8 or more days, grades are collected even if they withdraw from the prograr
- Passing grade in Reading: Note that, for any student attending 8 or more days, grades are collected even if they withdraw from the prog
- School disciplinary referrals: Collected for students for whom parent consent was given to program. Reported by principals.
- Filled (attended) slots (monthly): Total occurrences of youth served by (attending) program.
- % Filled (attended) slots (monthly): Number above divided by total number of possible occurrences for youth by be served (att
- Parent / Guardian participation: An un-duplicated monthly count of those who participate in the program, either by attending a
- YPQA: Youth Program Quality Tool developed by Center for Youth Program Quality to "measure the quality of programs and identify sta

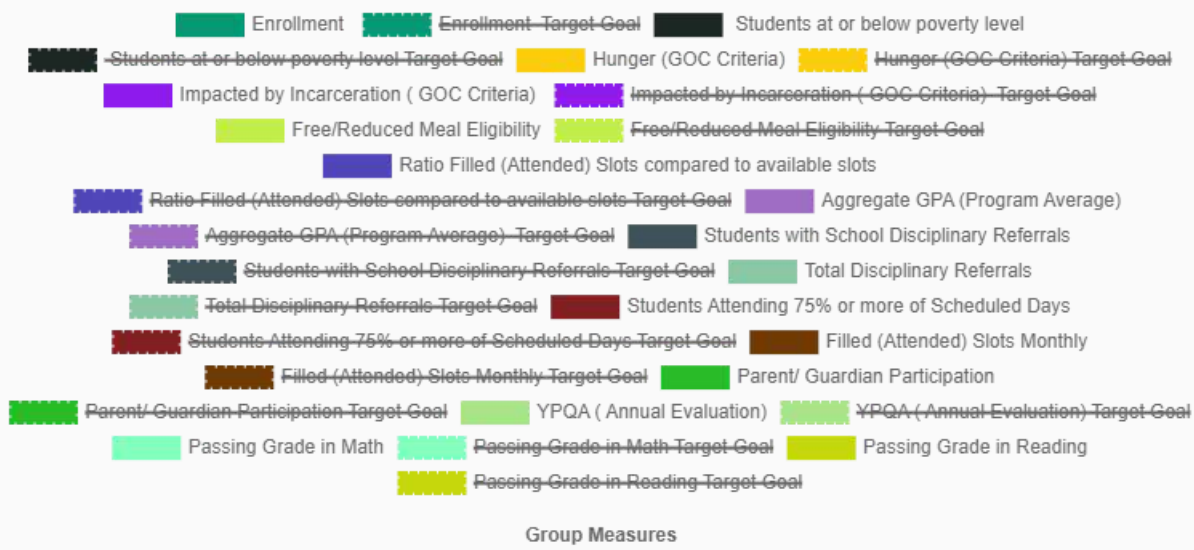
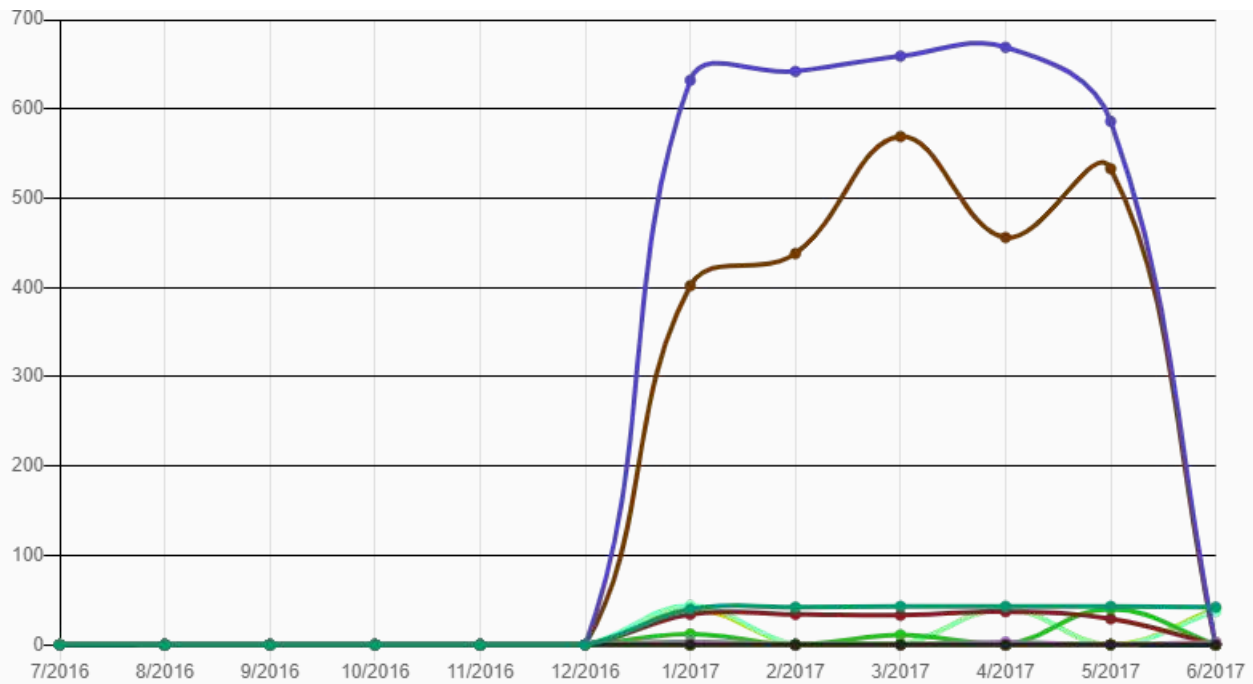


Scaled Data Visualization




Fiscal Year 2017 Data Visualization (July-June)







Calendar Year 2017 Data Visualization




Fiscal Year 2018 Data Visualization (July-June)



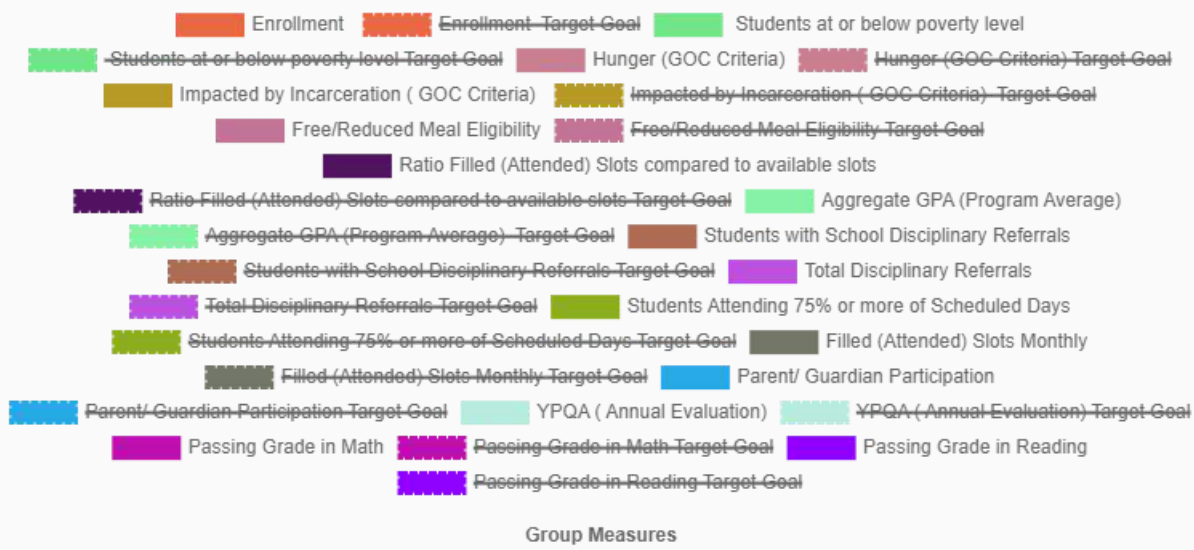
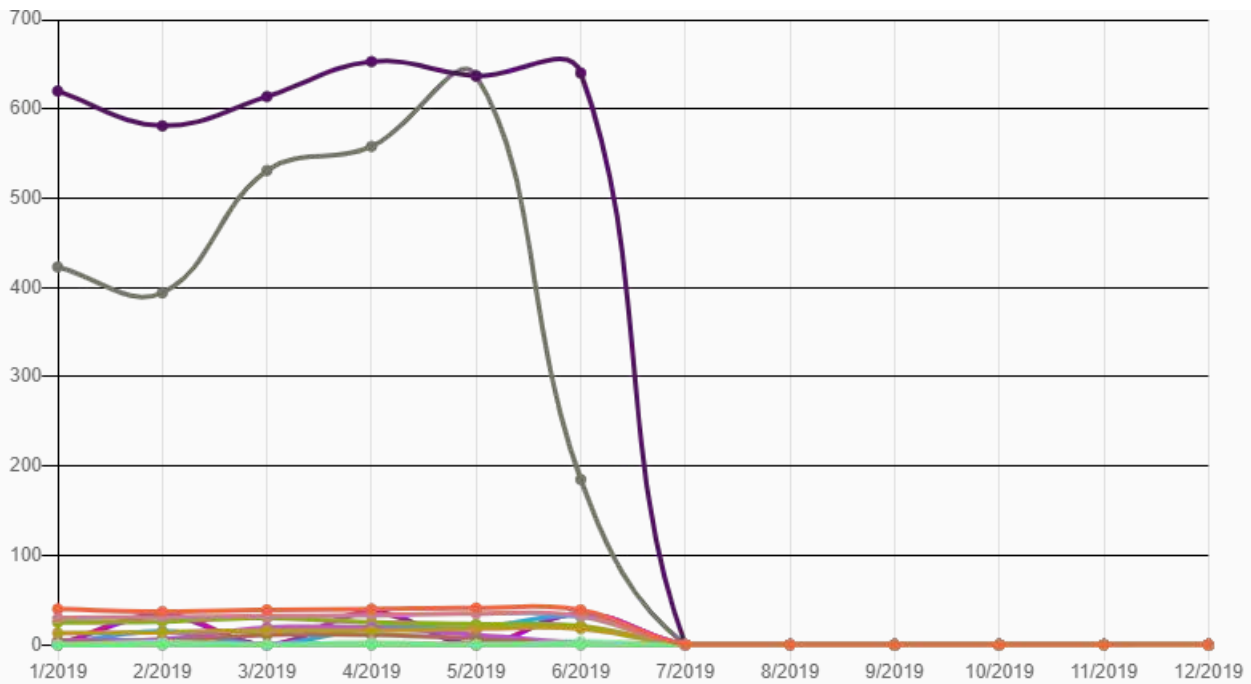
Calendar Year 2018 Data Visualization



Fiscal Year 2019 Data Visualization (July-June)



Calendar Year 2019 Data Visualization



Last Modification

- James Michaels edited this group on July 17, 2019.
- James Michaels edited this group on July 17, 2019.
- James Michaels edited this group on June 10, 2019.
- James Michaels edited this group on May 02, 2019.
- James Michaels edited this group on May 02, 2019.
- James Michaels edited this group on March 15, 2019.
- James Michaels edited this group on March 05, 2019.
- James Michaels edited this group on January 07, 2019.
- James Michaels edited this group on December 06, 2018.
- James Michaels edited this group on November 21, 2018.
- James Michaels edited this group on November 08, 2018.
- James Michaels edited this group on November 08, 2018.

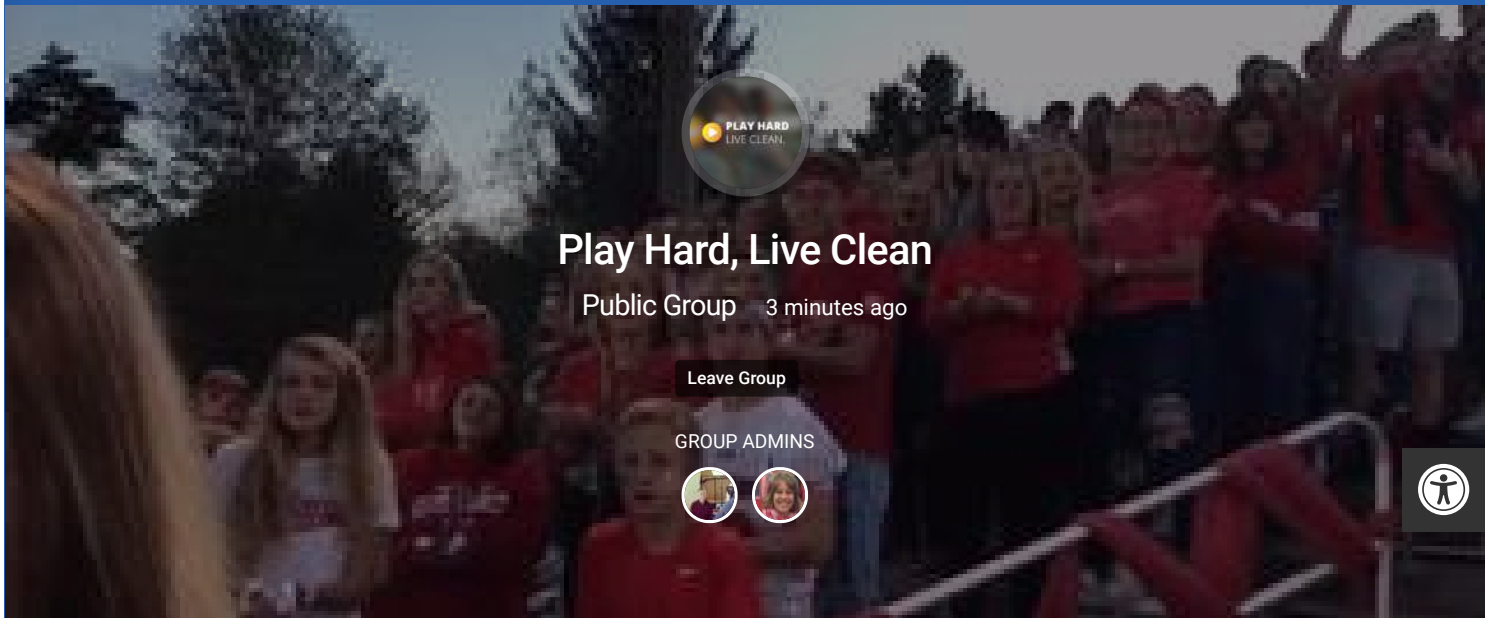


James Michaels edited this group on September 19, 2018.
James Michaels edited this group on September 17, 2018.
James Michaels edited this group on September 17, 2018.
James Michaels edited this group on September 10, 2018.
James Michaels edited this group on September 10, 2018.
James Michaels edited this group on September 10, 2018.
James Michaels edited this group on September 10, 2018.
James Michaels edited this group on September 07, 2018.
James Michaels edited this group on September 07, 2018.
James Michaels edited this group on September 07, 2018.
James Michaels edited this group on September 06, 2018.
James Michaels edited this group on September 06, 2018.
James Michaels edited this group on September 06, 2018.
James Michaels edited this group on September 06, 2018.
James Michaels edited this group on September 06, 2018.
James Michaels edited this group on September 06, 2018.
James Michaels edited this group on September 06, 2018.
James Michaels edited this group on September 05, 2018.
James Michaels edited this group on September 05, 2018.
James Michaels edited this group on September 05, 2018.
James Michaels edited this group on September 05, 2018.
James Michaels edited this group on September 04, 2018.



Contributing Community Participants

[Kaitlyn Glotfelty](#), [Juliet Sanders](#), [Teresa Friend](#), [Jennifer Loughry](#), [Anon](#), [John Corbin](#), [Kristi Cassada](#), [Amanda Oliverio](#), [Chris Baker](#), [Venessa](#)



Health Improvement Strategy

"Play Hard, Live Clean"

<https://mygarrettcountry.com/groups/garrett-county-drug-free-communities-coalition/play-hard-live-clean/>

Goal:

Prevent underage initiation of substance abuse in Garrett County.

Strategy Description:

Play Hard, Live Clean is a campaign that is designed to encourage youth to make good choices by recognizing and rewarding them for cert

Level of Change:

Programs

Primary Focus Area:

Behavioral Health: including Substance Abuse and Mental Health

Data Category Tag:

GCHD Health Education and Outreach

Estimated Implementation Date:

2017-12-08

Estimated Completion Date:

2025-12-31



Estimated Ease of Implementation:

Moderate

Estimated Cost of Implementation:

Low

Potential Community Benefit:

High

Research:

Based on the Wait21 campaign: <https://wait21.org/> and research that demonstrated that if a young person arrives at age 21 prior to smoki

Measurements	Target Goal	Status	Desired Trend	Contributor	January 2017	February 2017	March 2017	April 2017
Total Number of Students (Grades 9-12) Pledged	100	Active	Increase					

PlayHardLiveClean.com Users (Unique Devices) (GA In-Market Segment)	150	Active	Increase					
PlayHardLiveClean.com Sessions (GA In-Market Segment)	300	Active	Increase					
Facebook Reach (Total Syndication)	1000	Active	Increase					
Instagram Reach								

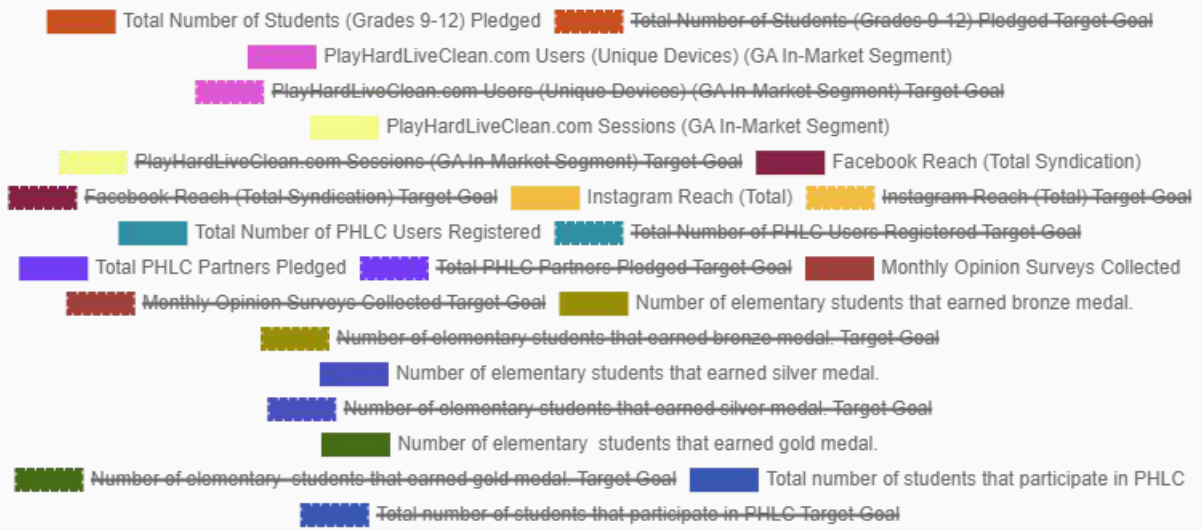
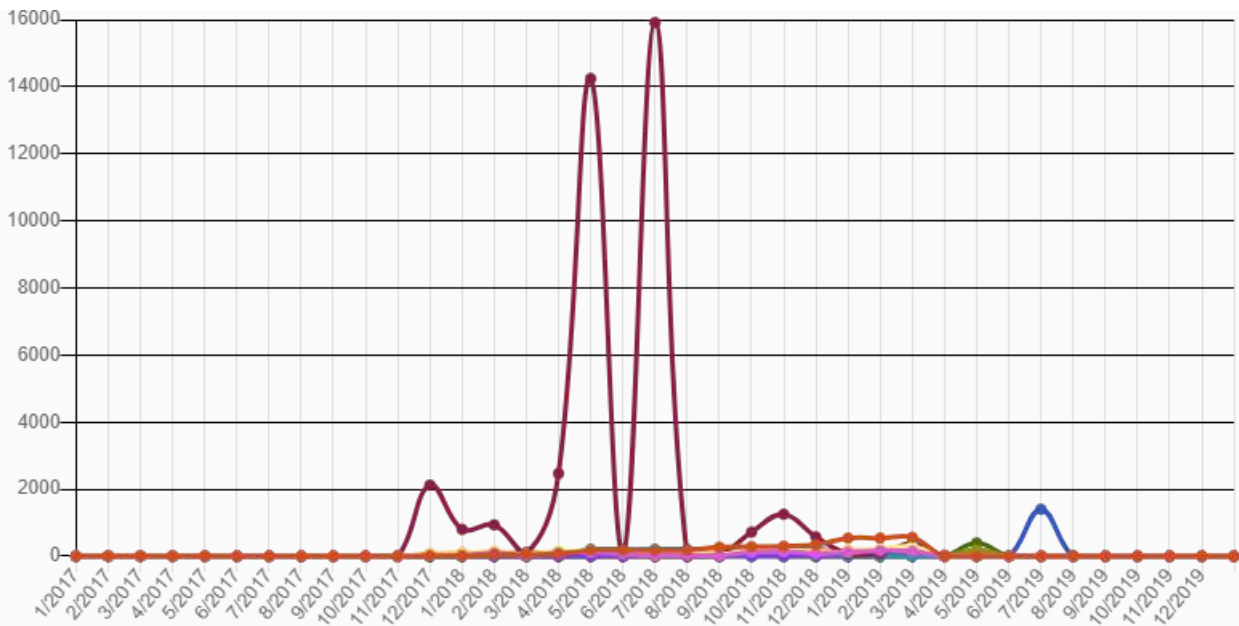
Showing 1 to 12 of 12 entries



Data Narrative


All counts, unless stated as "Total," are reported as individual monthly counts. **Data Dictionary:** GA = Google Analytics Reported Measure; P complete one or more PHLC challenges during the school year. All elementary students in Garrett County schools are eligible to earn gold,

Scaled Data Visualization

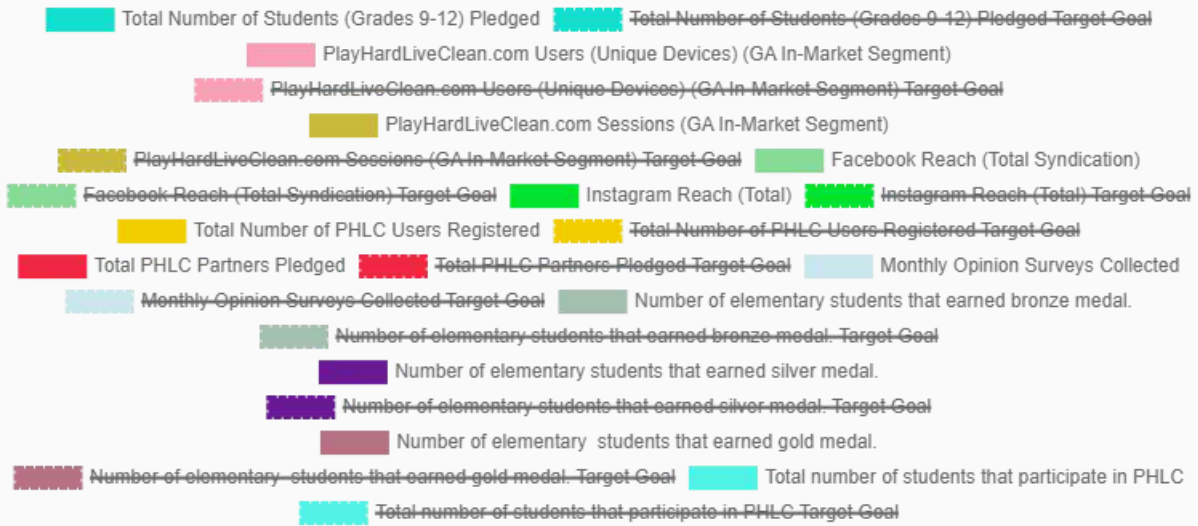
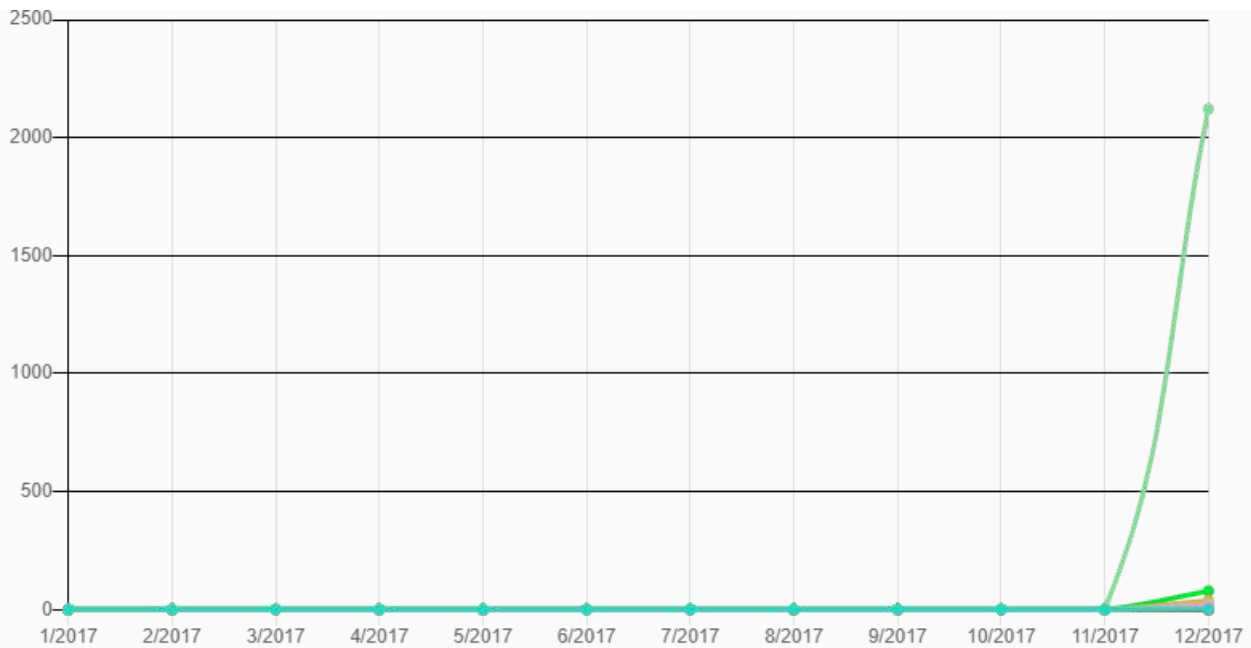


Group Measures

Fiscal Year 2017 Data Visualization (July-June)

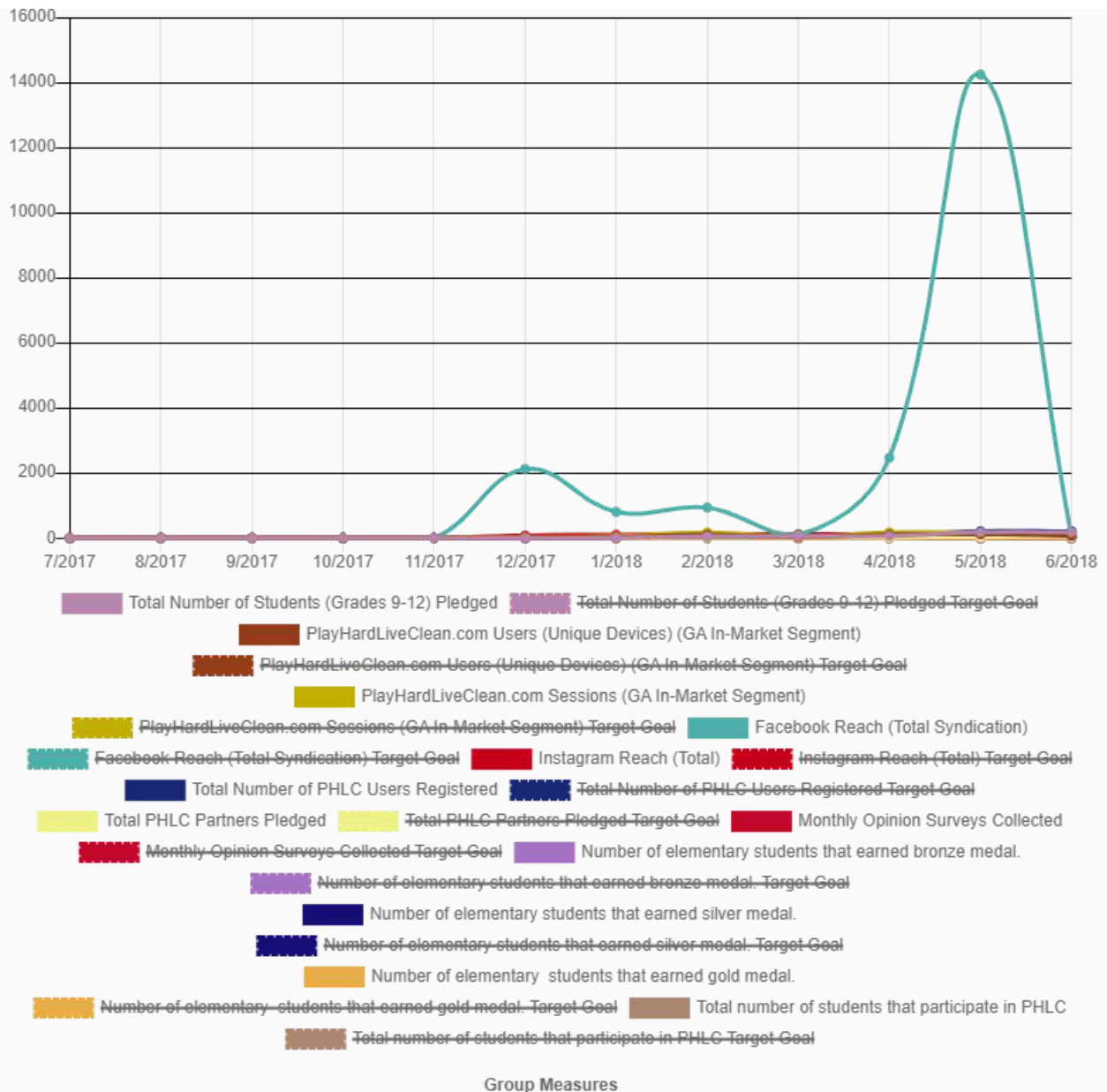


Calendar Year 2017 Data Visualization

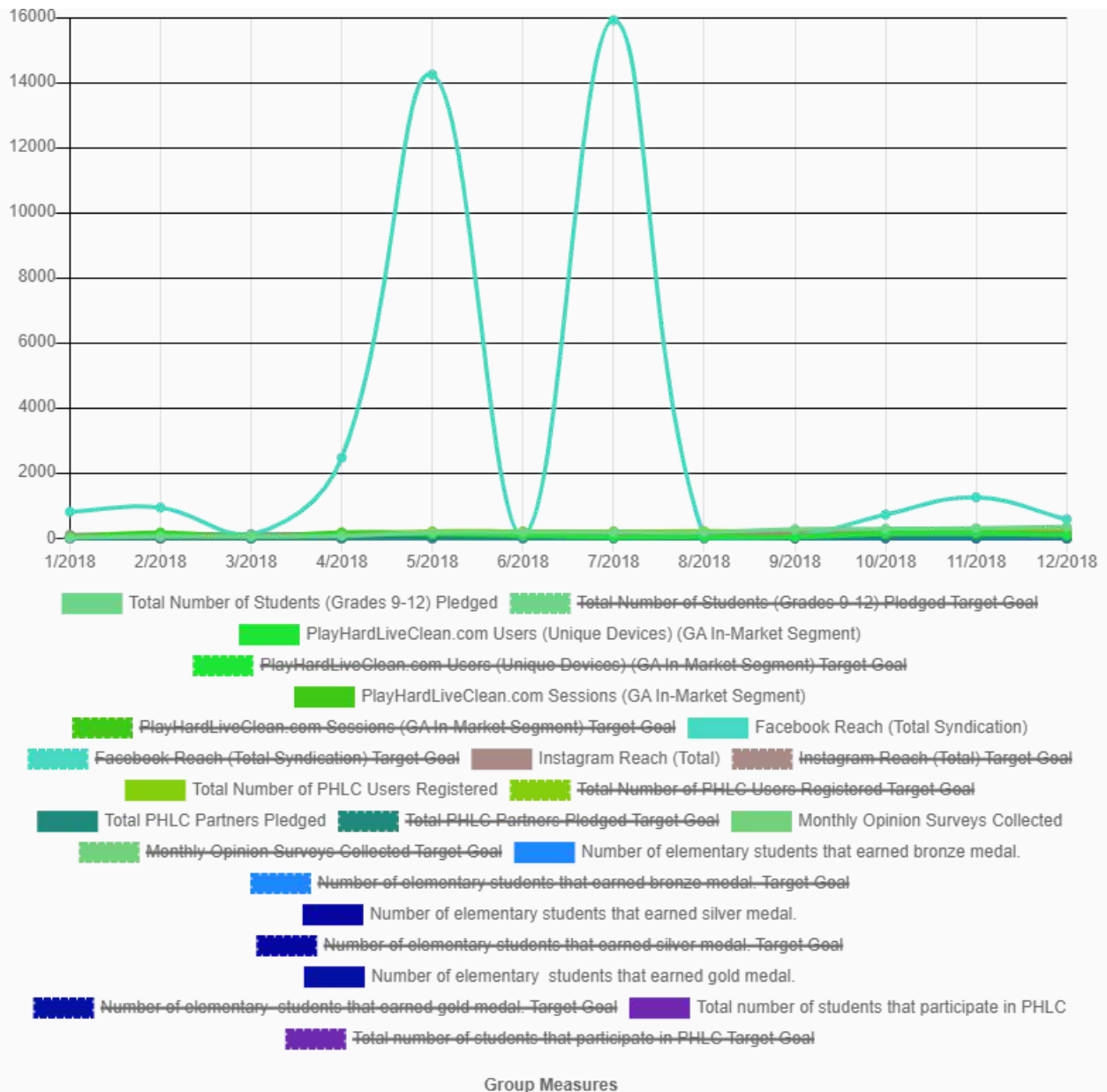


Group Measures

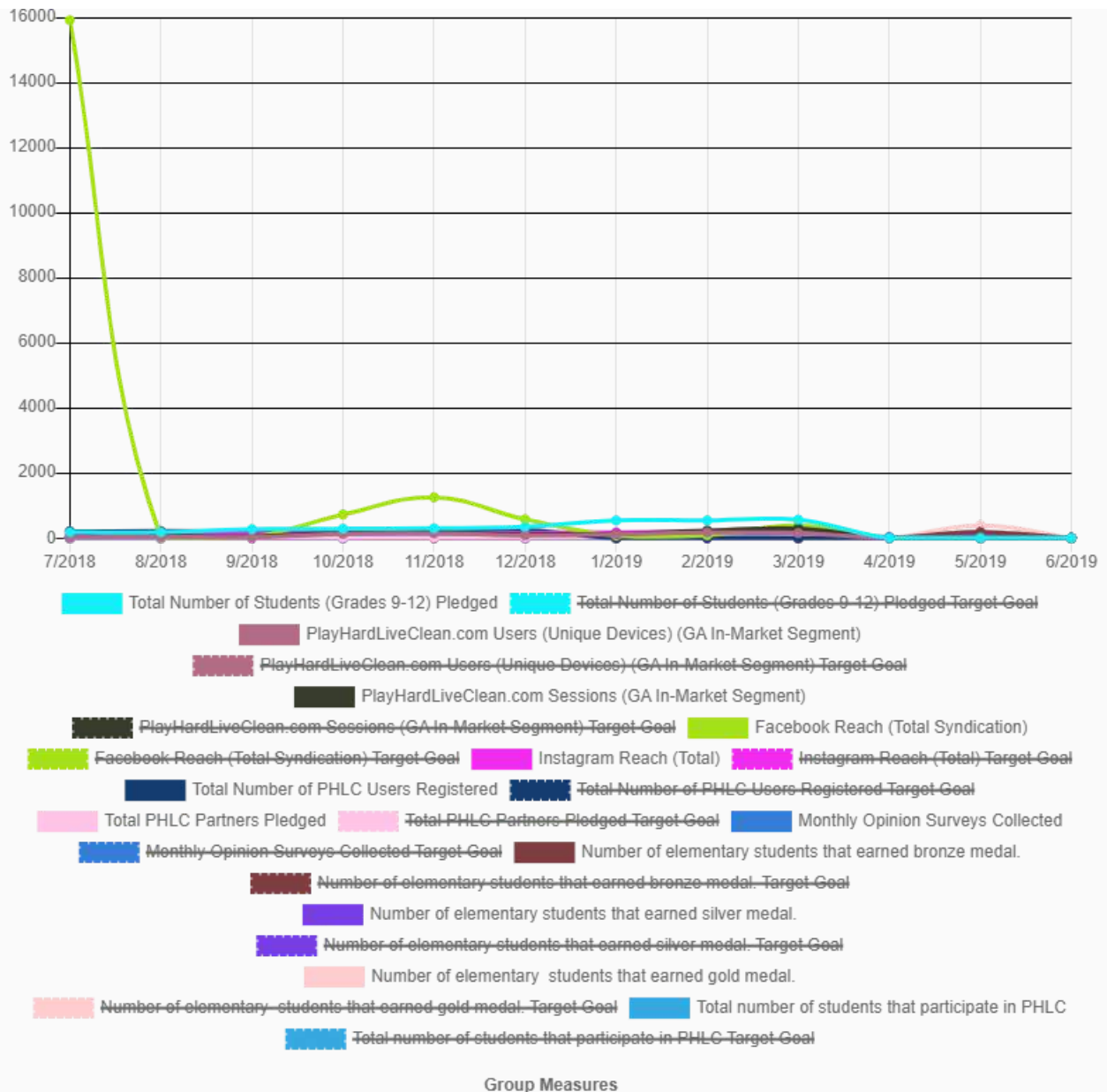
Fiscal Year 2018 Data Visualization (July-June)




Calendar Year 2018 Data Visualization



Fiscal Year 2019 Data Visualization (July-June)



Calendar Year 2019 Data Visualization



Last Modification

- Kendra McLaughlin edited this group on August 28, 2019.
- Kendra McLaughlin edited this group on August 28, 2019.
- Kendra McLaughlin edited this group on June 14, 2019.
- Kendra McLaughlin edited this group on June 14, 2019.
- Kendra McLaughlin edited this group on June 14, 2019.
- John Corbin edited this group on April 17, 2019.
- John Corbin edited this group on March 19, 2019.
- John Corbin edited this group on February 19, 2019.
- John Corbin edited this group on January 18, 2019.
- John Corbin edited this group on December 18, 2018.
- John Corbin edited this group on November 09, 2018.
- John Corbin edited this group on September 19, 2018.

John Corbin edited this group on September 19, 2018.

John Corbin edited this group on September 18, 2018.

John Corbin edited this group on August 15, 2018.

John Corbin edited this group on June 08, 2018.

John Corbin edited this group on May 29, 2018.

John Corbin edited this group on May 29, 2018.

Contributing Community Participants

[Juliet Sanders](#), [Ann Sherrard](#), [James Michaels](#), [Teresa Friend](#), [Christy Thomas](#), [faith friend](#), [Joseph M Casey](#), [Jenny](#), [Susie](#), [Sarah Humberso Custer](#), [Lori Reichard](#), [Sadie Liller](#), [John Corbin](#),



Sponsored by the Garrett County Health Department. Transparency is important, [read all of our policies here](#). Built with ❤️ in Garrett County, Maryland.



Promoting Quitting Tobacco Among Adults

Public Group a month ago

Leave Group

GROUP ADMINS



Health Improvement Strategy

"Promoting Quitting Tobacco Among Adults"

["https://mygarrettcountry.com/groups/tobacco-use/promoting-quitting-among-adults/"](https://mygarrettcountry.com/groups/tobacco-use/promoting-quitting-among-adults/)

Goal:

Promoting quitting among adults

Strategy Description:

Garrett County Health Department provides smoking cessation classes for Garrett County adults. Cessation aids such as Zyban or the nicotine patch are available.

Level of Change:

Programs

Primary Focus Area:

Chronic Diseases and their common risk factors: lack of physical activity, poor nutrition, and tobacco use

Data Category Tag:

GCHD Health Education and Outreach

Estimated Implementation Date:

2016-07-01

Estimated Completion Date:

2020-12-31



Estimated Ease of Implementation:

Moderate

Estimated Cost of Implementation:

Moderate

Potential Community Benefit:

High

Research:

The Community Guide

Measurements	Target Goal	Status	Desired Trend	Contributor	January 2017	February 2017	March 2017	April 2017	May 2017
# cessation clients that start program	60	Active	Increase	Mike Wilburn, Betty Anderson	18		3		1

# cessation clients that complete program	45	Active	Increase	Mike Wilburn, Betty Anderson			14		2
# clients tobacco free at 6 months	24	Active	Increase	Mike Wilburn					5
# clients tobacco free at 1 year	24	Active	Increase	Mike Wilburn					
# clients recommended to									

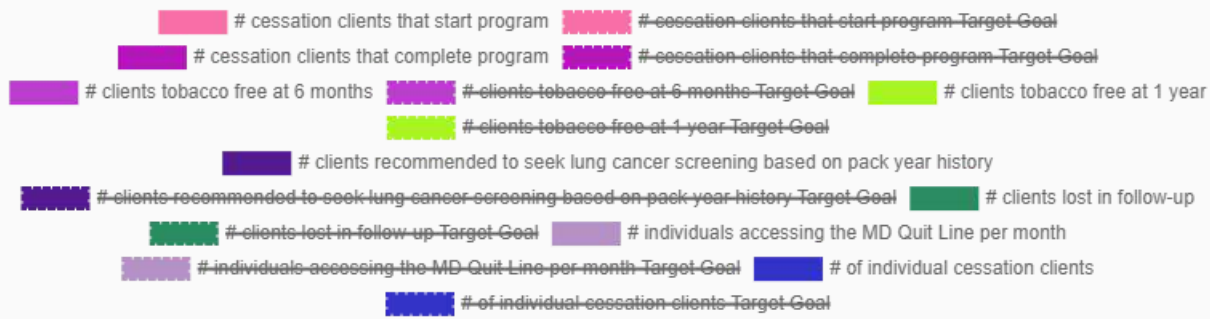
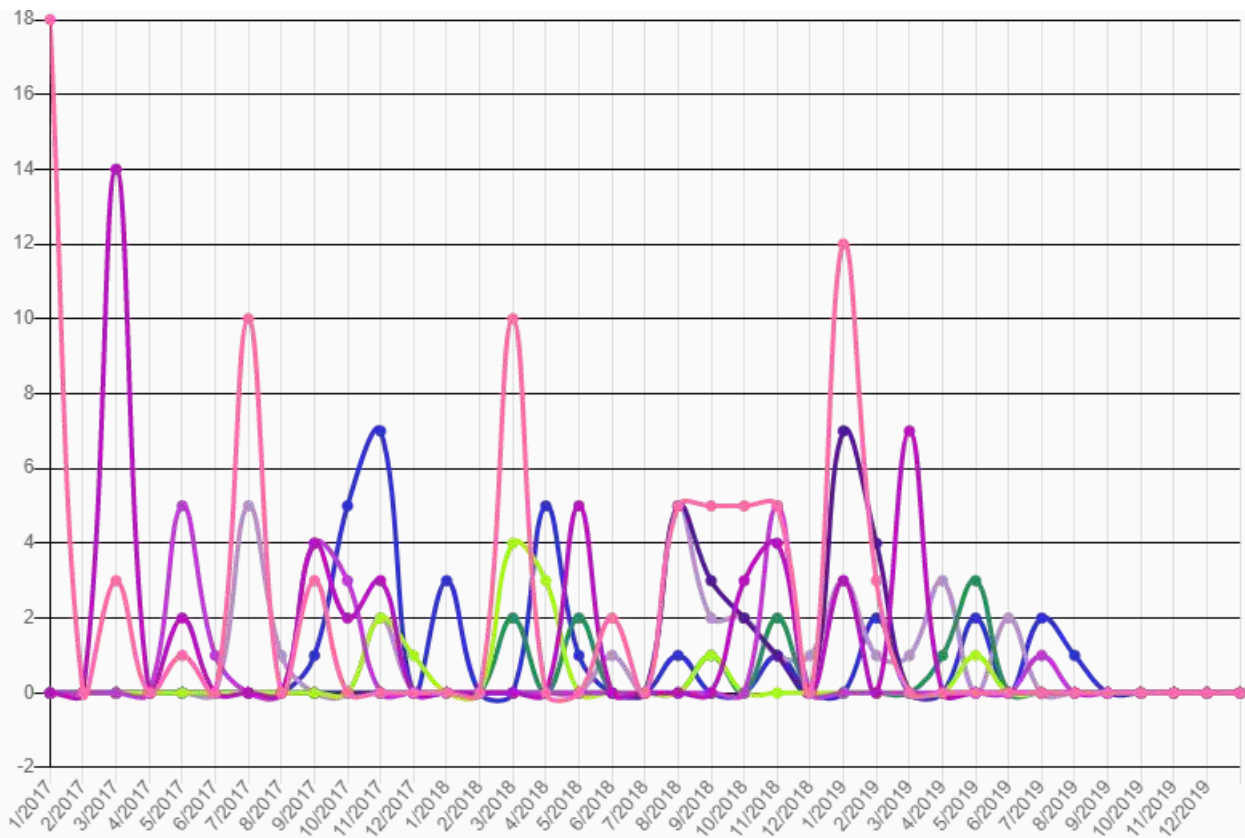
Showing 1 to 8 of 8 entries



Data Narrative

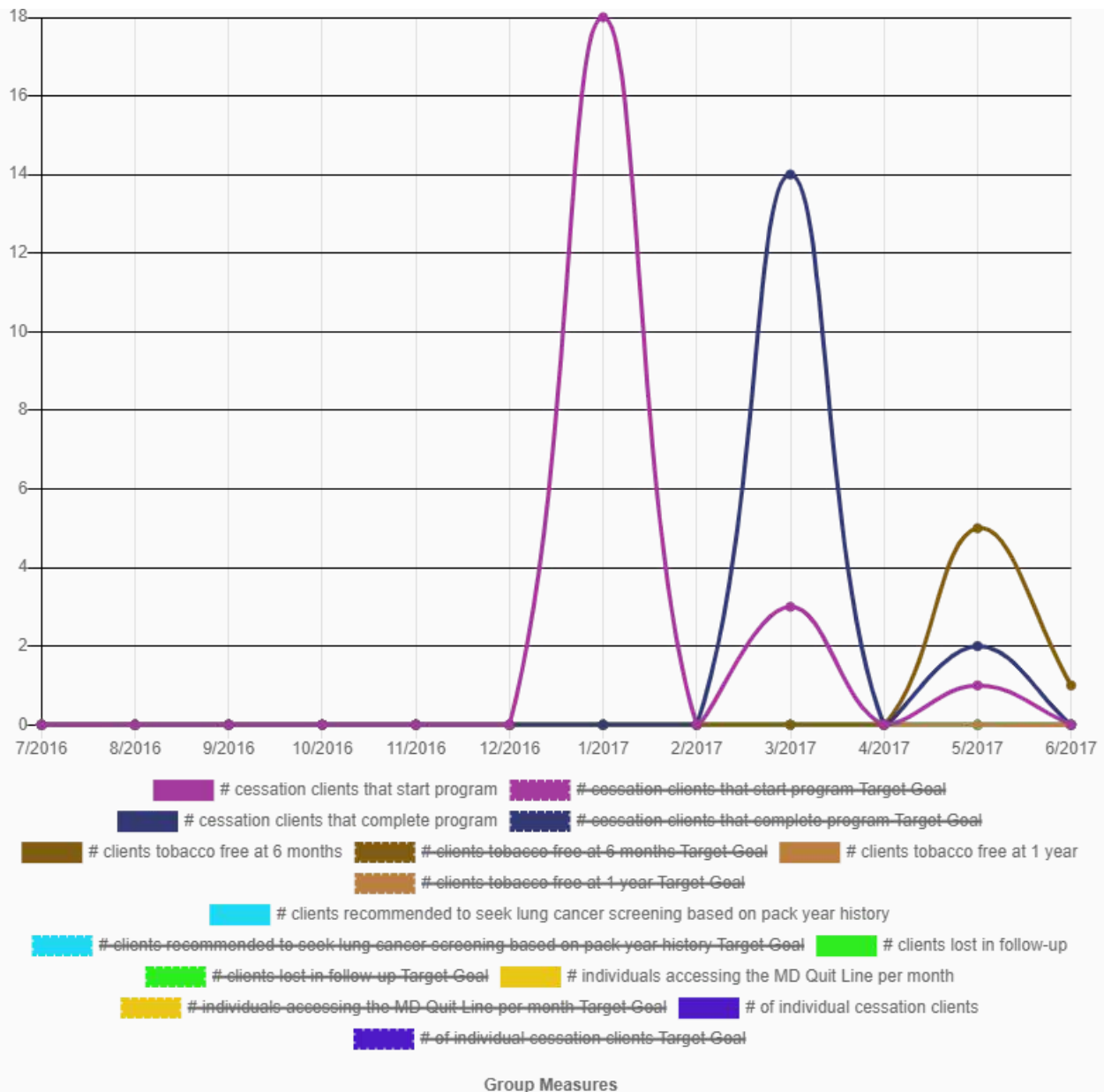
1. Number of participants that begin the smoking cessation class
2. Number of participants that started and completed the smoking cessation class.
3. Number of clients who are still tobacco free six months after the class ends. Staff makes 3 attempts to reach each client for follow-up.
4. Number of clients who are still tobacco free 1 year after the class ends. Staff makes 3 attempts to reach each client for follow-up. In Se
5. Number of clients referred for lung cancer screening. According to the U.S. Preventive Services Task Force, a CT scan to screen for lung
6. Number of clients that could not be reached when attempting to contact for 6 month or 1 year cessation follow up. Three attempts are
7. Number of individuals accessing the MD Quit Line per month. These numbers are retrieved from the monthly reports shared with count
8. Number of individual cessation clients. Some clients, for one reason or another, can not make it to the group cessation clients, and so,

Scaled Data Visualization




Group Measures

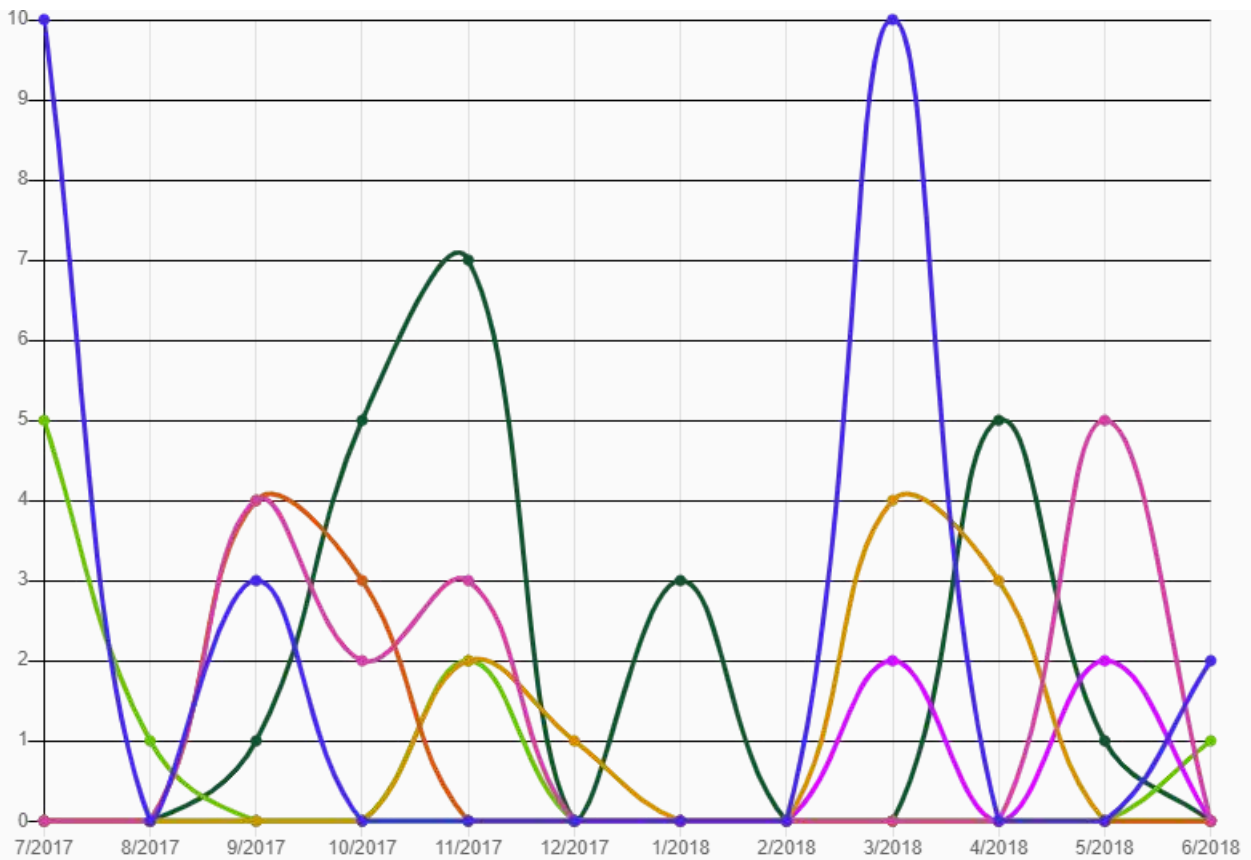
Fiscal Year 2017 Data Visualization (July-June)



Calendar Year 2017 Data Visualization

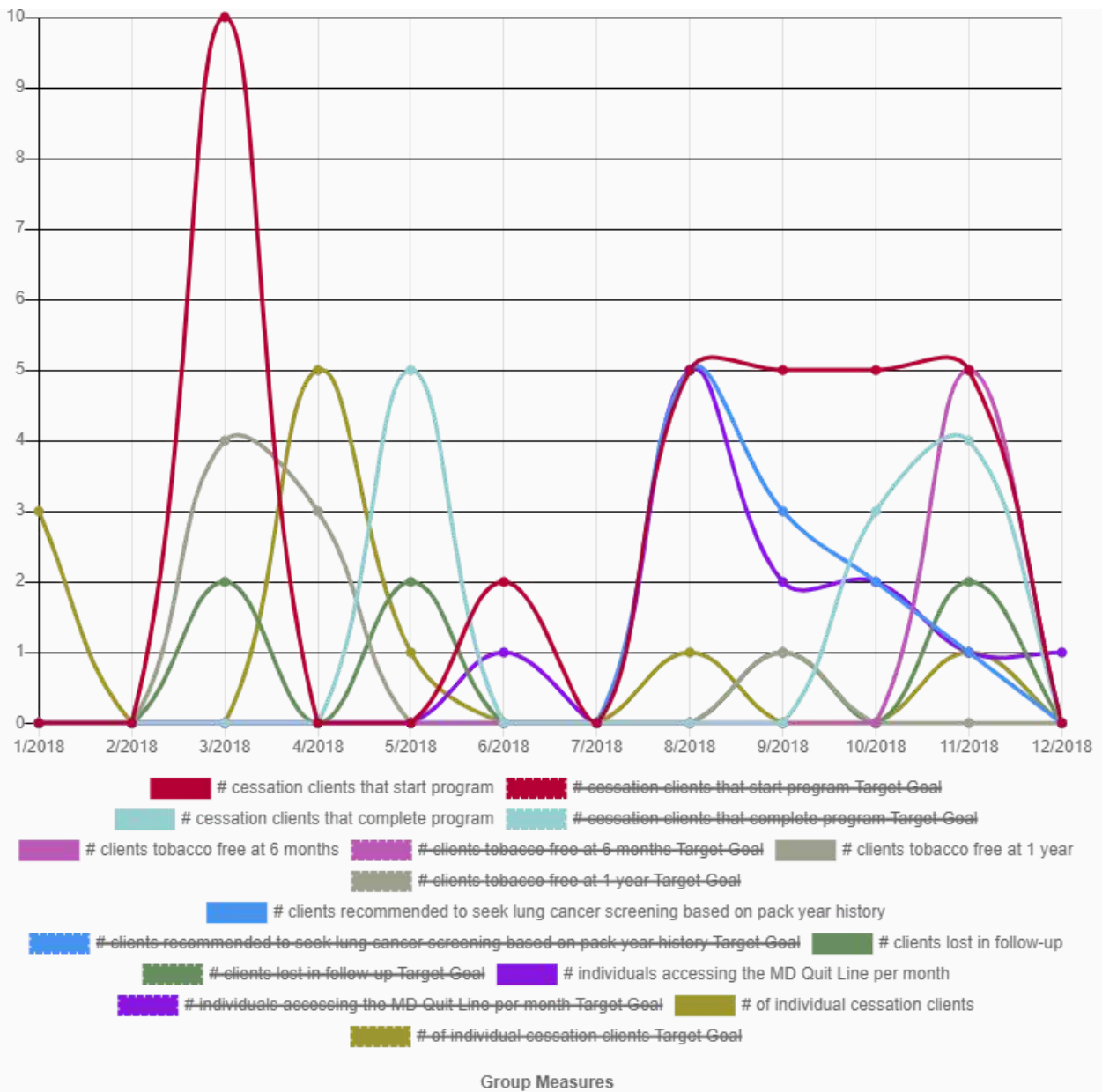


Fiscal Year 2018 Data Visualization (July-June)

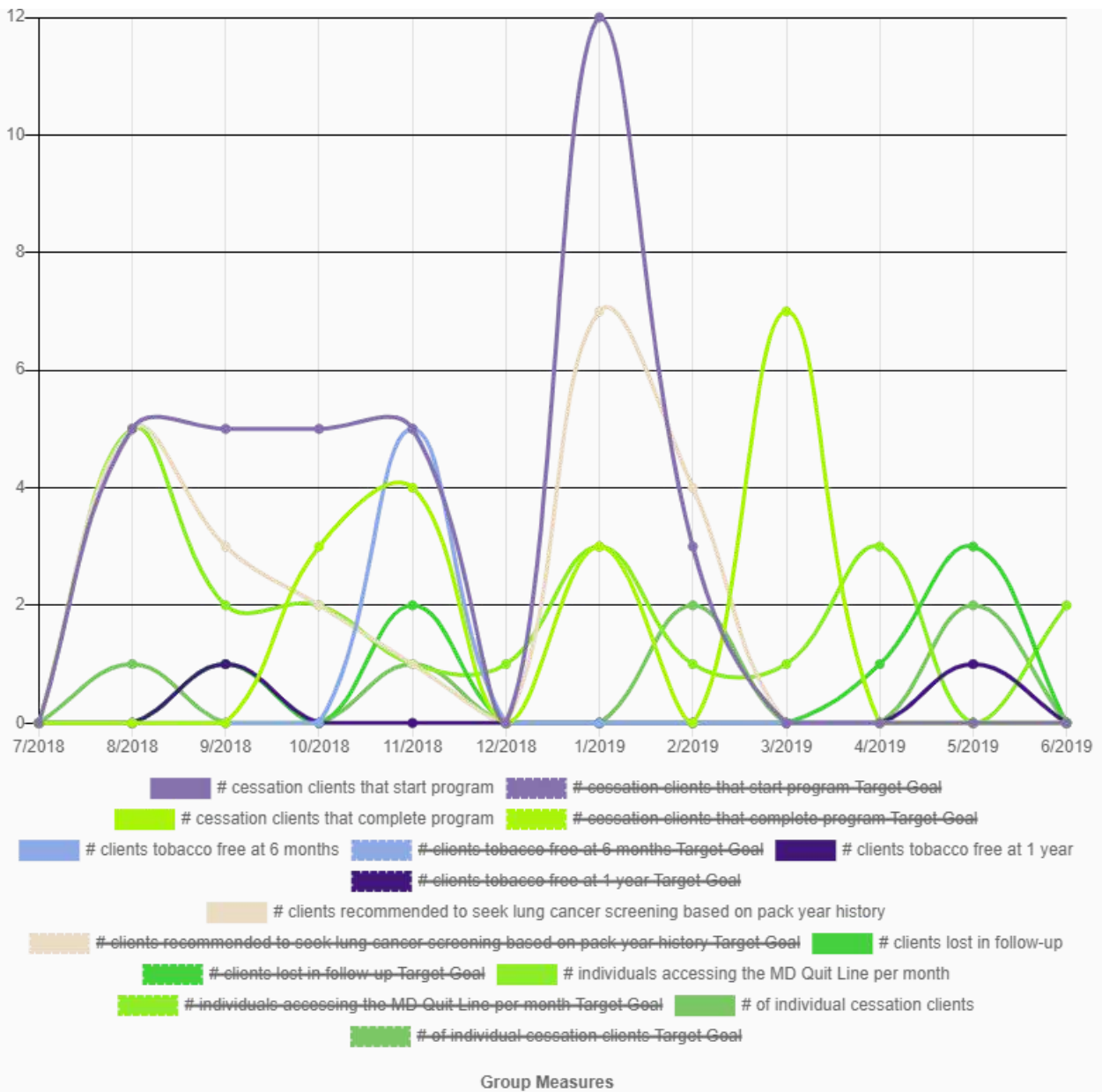


Group Measures

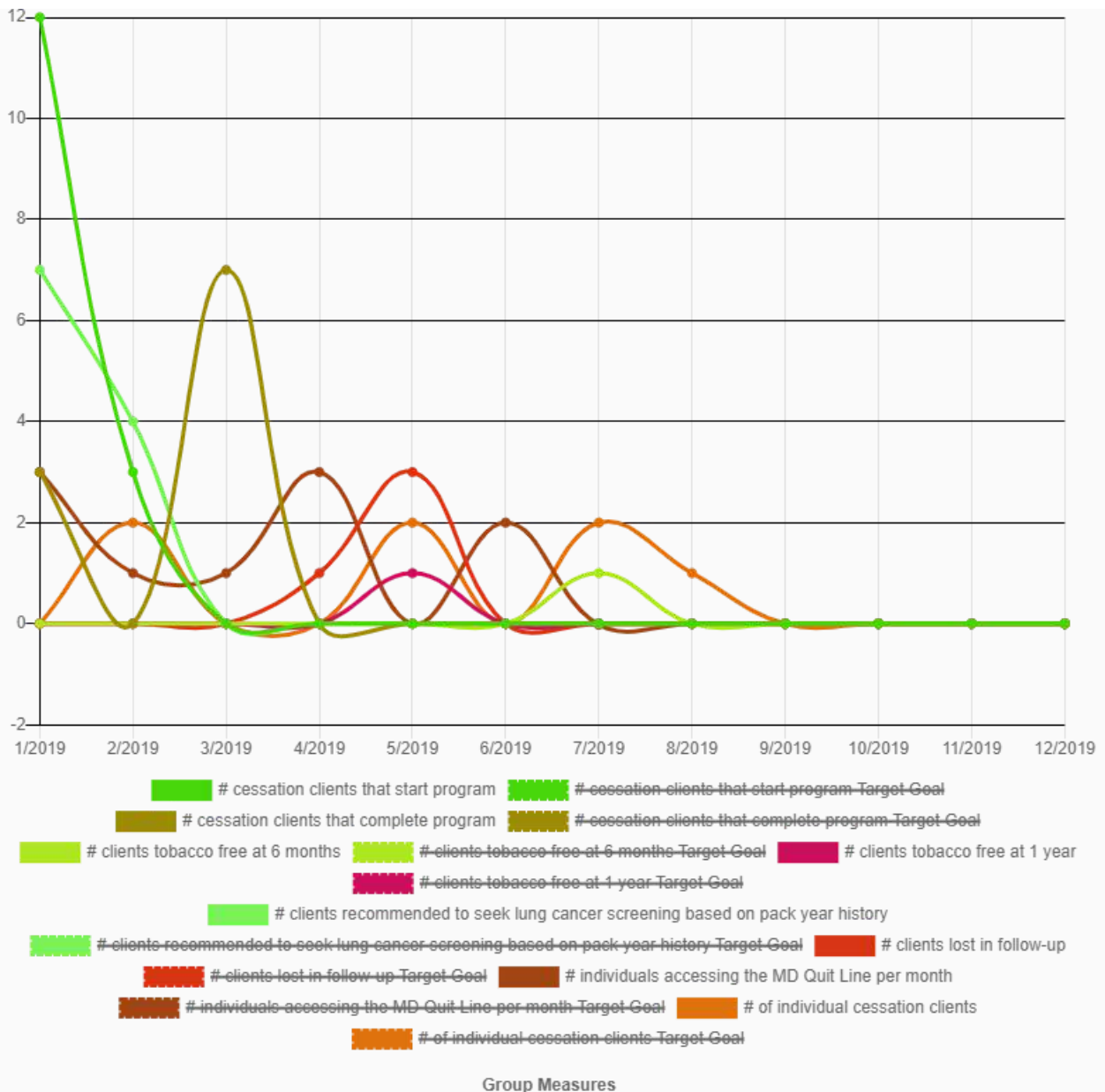
Calendar Year 2018 Data Visualization



Fiscal Year 2019 Data Visualization (July-June)



Calendar Year 2019 Data Visualization



Last Modification


- Kendra McLaughlin edited this group on August 27, 2019.
- Kendra McLaughlin edited this group on July 16, 2019.
- Kendra McLaughlin edited this group on June 14, 2019.
- Kendra McLaughlin edited this group on April 18, 2019.
- Kendra McLaughlin edited this group on April 01, 2019.
- Kendra McLaughlin edited this group on February 28, 2019.
- Kendra McLaughlin edited this group on February 26, 2019.
- Kendra McLaughlin edited this group on February 26, 2019.
- Kendra McLaughlin edited this group on January 17, 2019.
- Kendra McLaughlin edited this group on January 09, 2019.
- Kendra McLaughlin edited this group on January 09, 2019.
- Kendra McLaughlin edited this group on November 16, 2018.

Kendra McLaughlin edited this group on October 03, 2018.
Kendra McLaughlin edited this group on September 26, 2018.
Kendra McLaughlin edited this group on September 19, 2018.
Kendra McLaughlin edited this group on September 14, 2018.
Kendra McLaughlin edited this group on September 04, 2018.
Kendra McLaughlin edited this group on September 04, 2018.
Kendra McLaughlin edited this group on August 27, 2018.
Kendra McLaughlin edited this group on August 27, 2018.
Kendra McLaughlin edited this group on August 27, 2018.
Kendra McLaughlin edited this group on August 24, 2018.
Kendra McLaughlin edited this group on June 11, 2018.

Contributing Community Participants

[Kaitlin Emrich](#), [Juliet Sanders](#), [Juli McCoy](#), [Brian X. Murray](#), [Joseph M Casey](#), [John Corbin](#), [ANNIE MAY SHORT](#), [Amanda Oliverio](#), [Ch...](#)





Rabies Program

Public Group an hour ago

Join Group

GROUP ADMINS



Health Improvement Strategy

"Rabies Program"

["https://mygarrettcountry.com/groups/rabies-program/"](https://mygarrettcountry.com/groups/rabies-program/)

Goal:

Strategy Description:

Level of Change:

Primary Focus Area:

Data Category Tag:

Estimated Implementation Date:

Estimated Completion Date:

Estimated Ease of Implementation:

Estimated Cost of Implementation:



Potential Community Benefit:

Research:

Measurements	Target Goal	Status	Desired Trend	Contributor	January 2017	February 2017	March 2017	April 2017	May 2017
Animals Tested Positive for Rabies		Active			0	0	0	1	0
Animals Tested		Active			2	1	0	4	5
Animals Vaccinated against Rabies Virus		Active			0	0	0	0	370
Animal Bites		Active			2	1	2	4	5
Cumulative Animal Bites		Active							

- Select all
- Deselect all
- Copy
- CSV
- Excel
- JSON

Cumulative

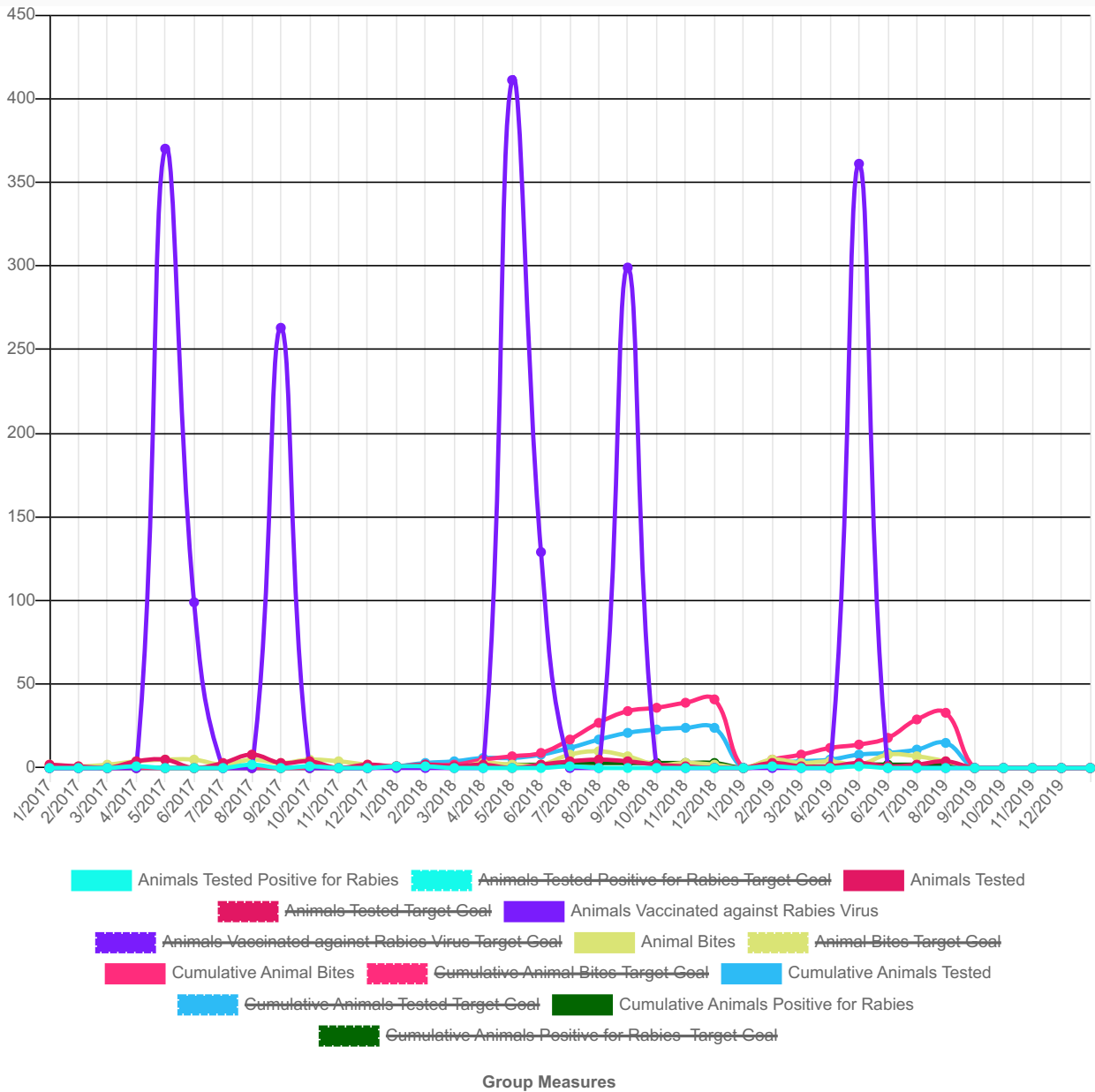
Active

Showing 1 to 7 of 7 entries

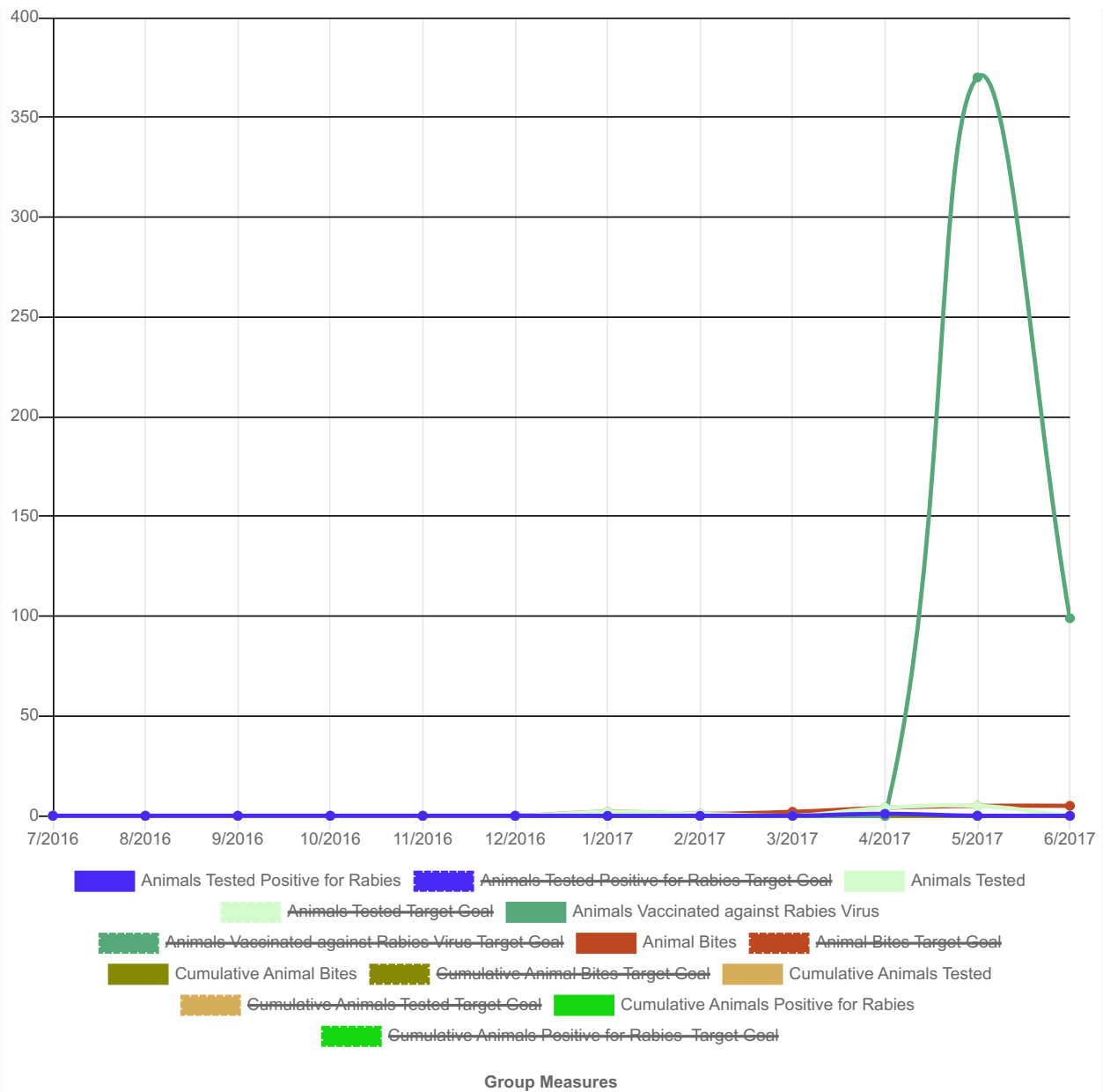
Data Narrative

Two series of low-cost rabies clinics are held each year. Six days in May and six days in September.

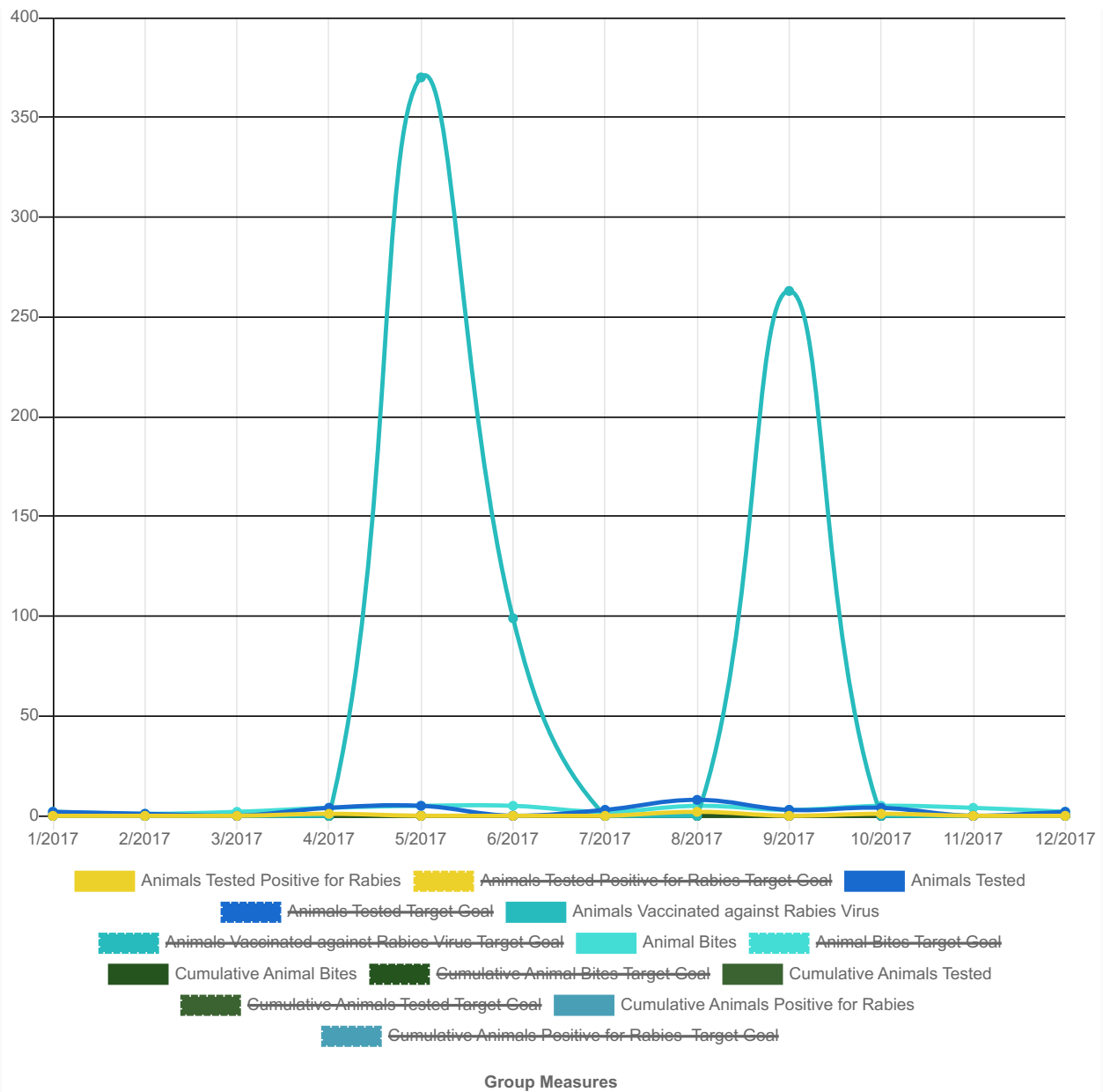
Scaled Data Visualization



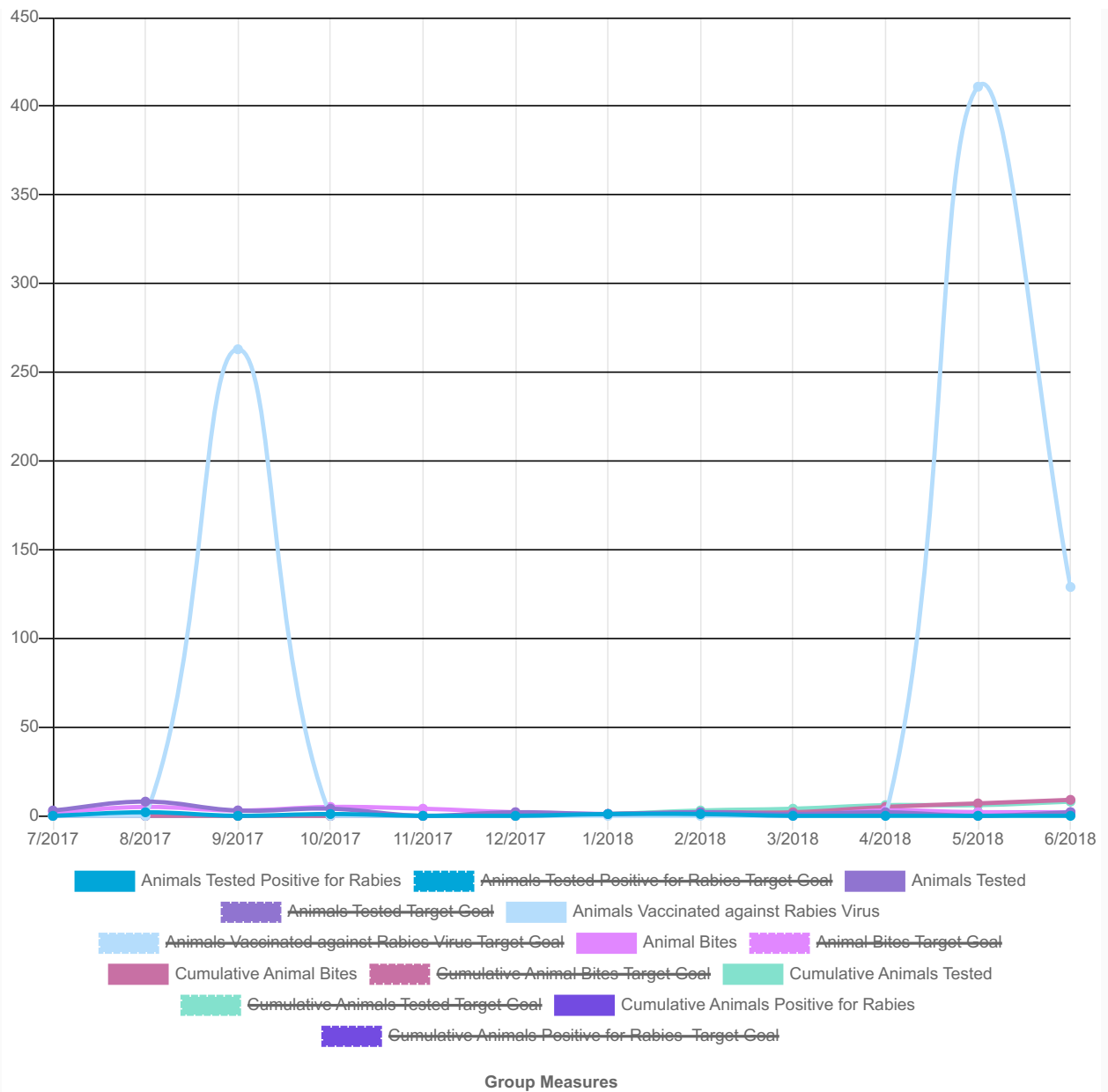
Fiscal Year 2017 Data Visualization (July-June)



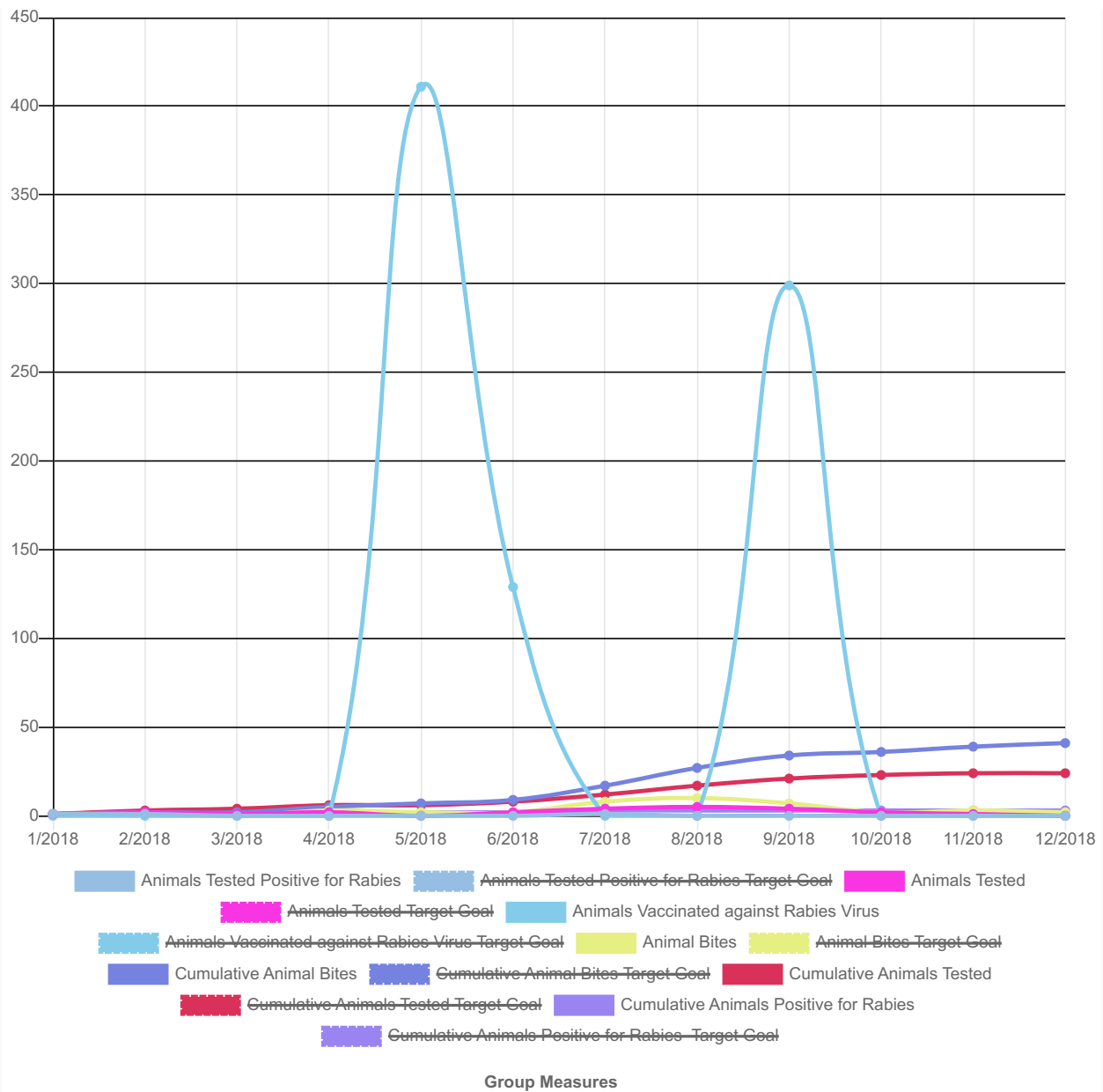
Calendar Year 2017 Data Visualization



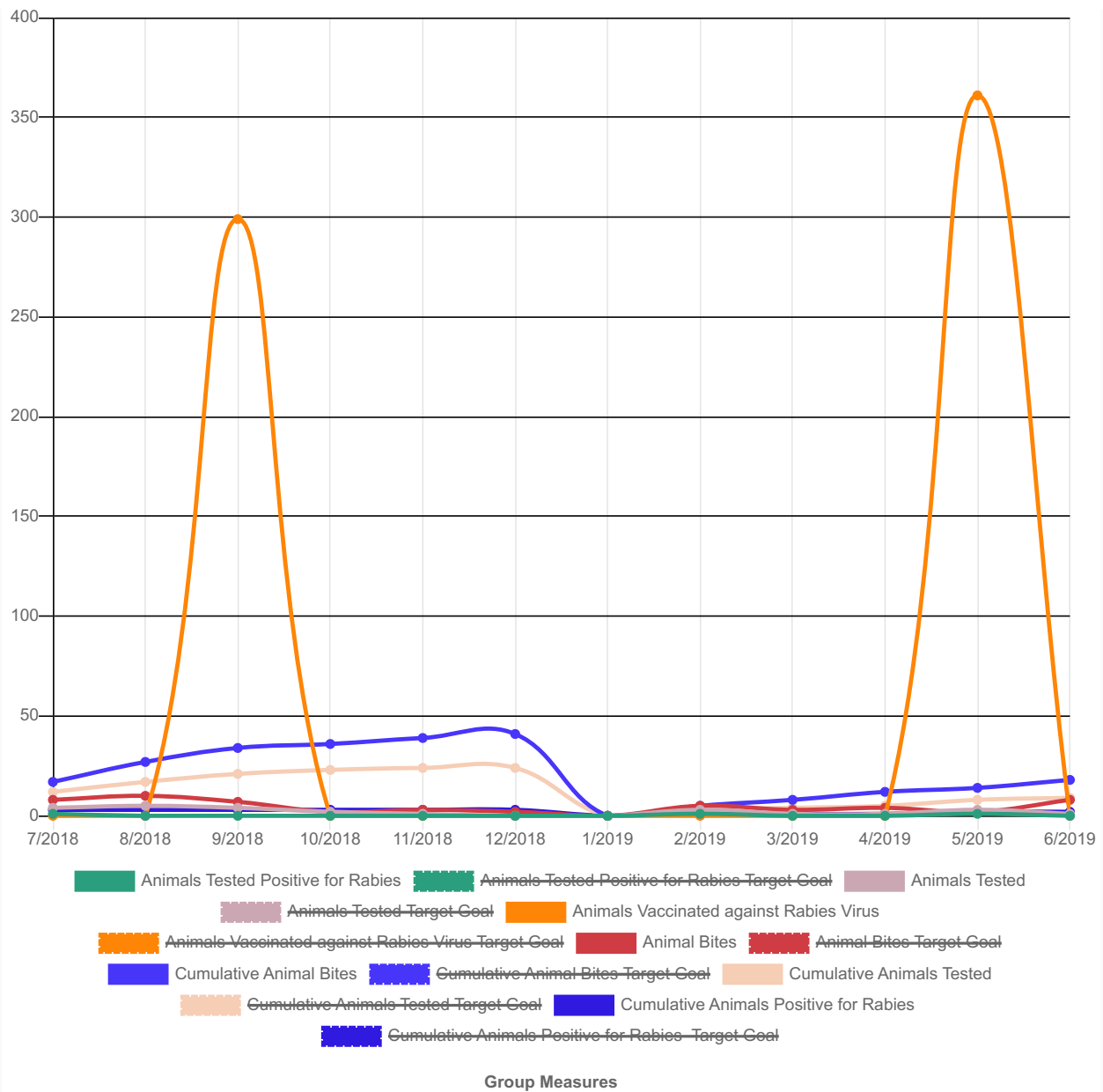
Fiscal Year 2018 Data Visualization (July-June)



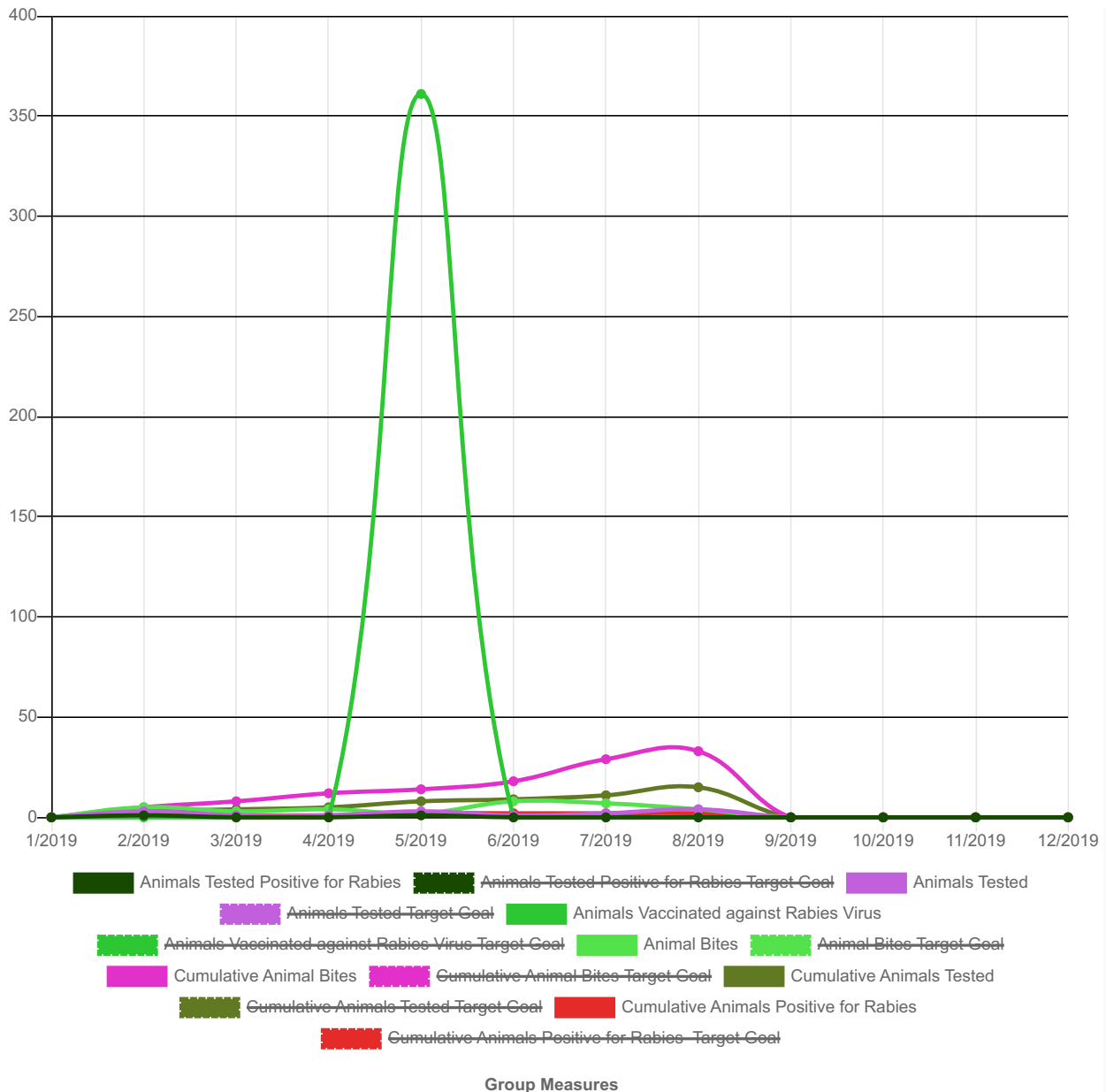
Calendar Year 2018 Data Visualization



Fiscal Year 2019 Data Visualization (July-June)



Calendar Year 2019 Data Visualization



Last Modification

- Bryce Manges edited this group on September 04, 2019.
- Bryce Manges edited this group on July 31, 2019.
- Bryce Manges edited this group on July 02, 2019.
- Bryce Manges edited this group on June 05, 2019.
- Bryce Manges edited this group on May 01, 2019.
- Bryce Manges edited this group on April 02, 2019.
- Bryce Manges edited this group on March 04, 2019.
- Bryce Manges edited this group on February 01, 2019.
- Bryce Manges edited this group on December 28, 2018.
- Bryce Manges edited this group on December 10, 2018.
- Bryce Manges edited this group on November 05, 2018.
- Bryce Manges edited this group on October 31, 2018.

Bryce Manges edited this group on October 03, 2018.

Bryce Manges edited this group on October 03, 2018.

Bryce Manges edited this group on September 24, 2018.

Bryce Manges edited this group on September 05, 2018.

Bryce Manges edited this group on August 03, 2018.

Bryce Manges edited this group on August 03, 2018.

Contributing Community Participants

[Juliet Sanders](#), [Jennifer Corder](#), [Jesse Knotts](#), [Craig Umbel](#), [Melinda Smith](#), [Bryce Manges](#),



Sponsored by the Garrett County Health Department. Transparency is important, [read all of our policies here](#). Built with in Garrett County, Maryland.




Recreation Sanitation

Public Group an hour ago

Join Group

GROUP ADMINS



Health Improvement Strategy

"Recreation Sanitation"

["https://mygarrettcountry.com/groups/garrett-county-recreational/"](https://mygarrettcountry.com/groups/garrett-county-recreational/)

Goal:

To meet sampling and inspection goals for each licensed property

Strategy Description:

Level of Change:

Programs

Primary Focus Area:

Data Category Tag:

GCHD Environmental Health

Estimated Implementation Date:

Estimated Completion Date:

Estimated Ease of Implementation:



Estimated Cost of Implementation:

Potential Community Benefit:

Research:

Select all	Deselect all	Copy	CSV	Excel	JSON						
Measurements	Target Goal	Status	Desired Trend	Contributor	January 2017	February 2017	March 2017	April 2017	Ma 2017		
Deep Creek Lake water samples (monthly)	24	Active							24		
Deep Creek Lake advisories (monthly)	0	Active							0		
Beach Samples collected (monthly)	52	Active							58		
Beach advisories posted (monthly)	0	Active							0		

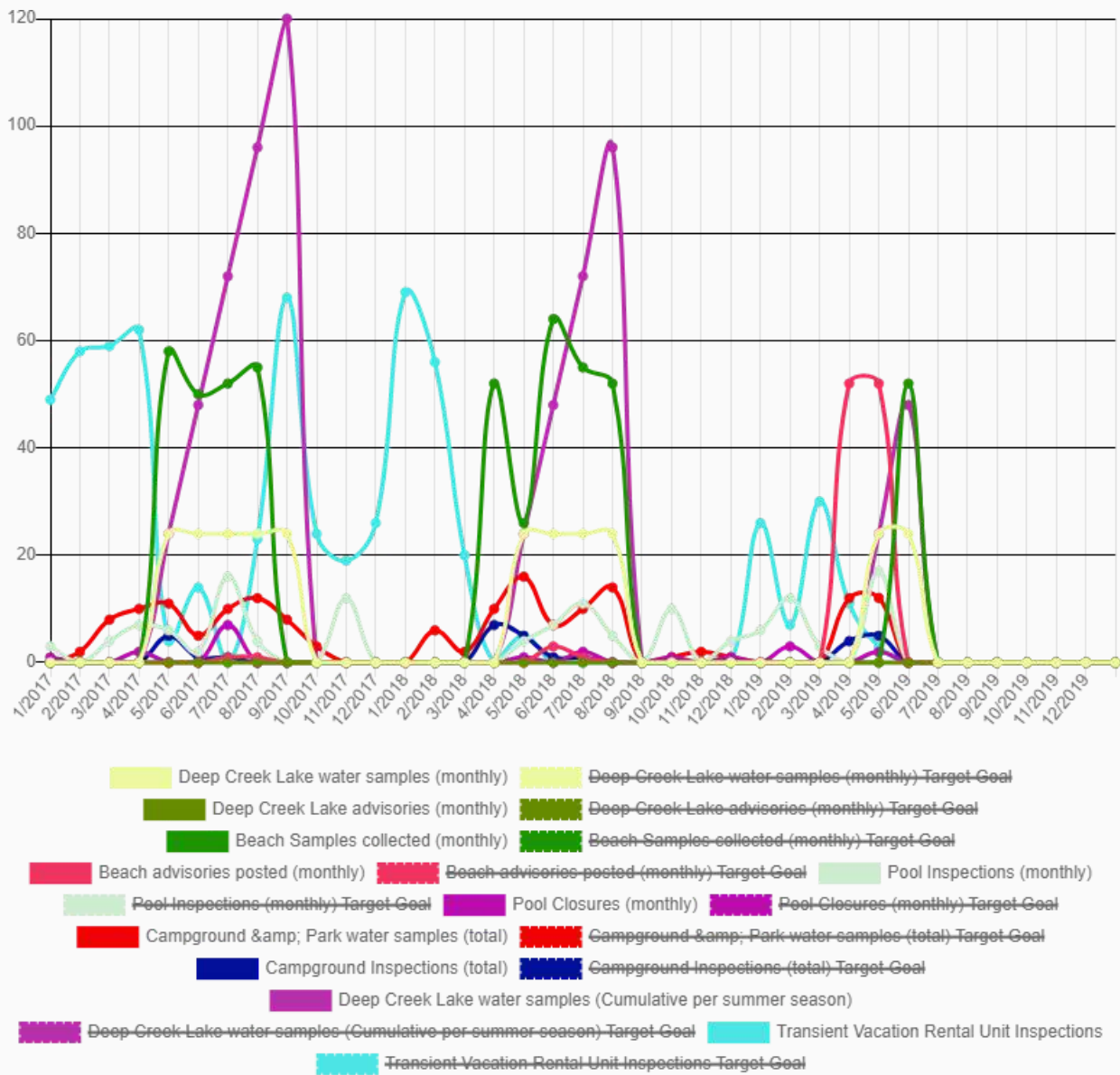
Pool Inspections (monthly)	20	Active			3	0	4	7	6
Pool Closures									

Showing 1 to 10 of 10 entries

Data Narrative

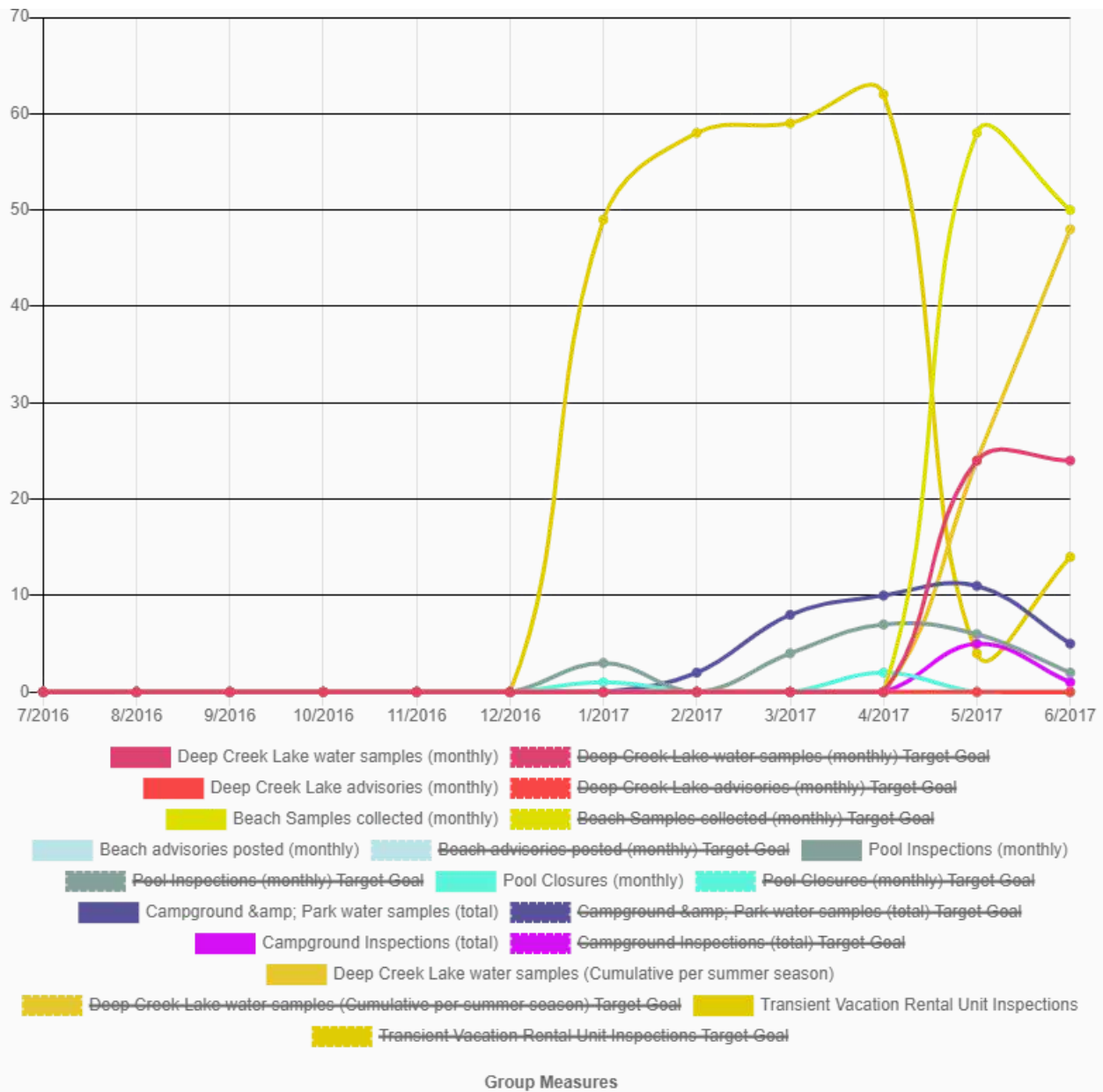
Garrett County has 10 permitted beaches, 14 campgrounds, and 20 pools and spas.

Scaled Data Visualization

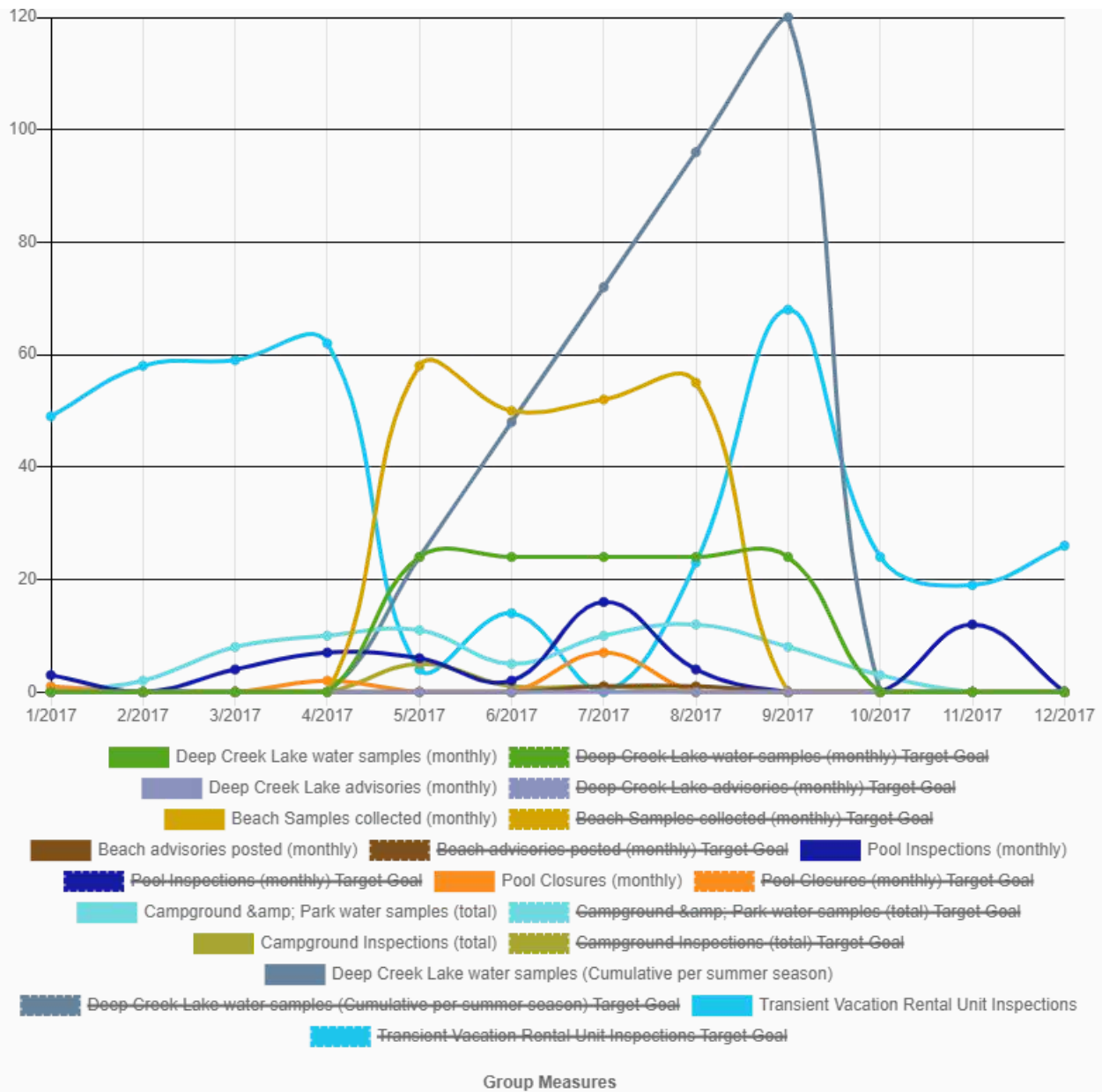


Group Measures

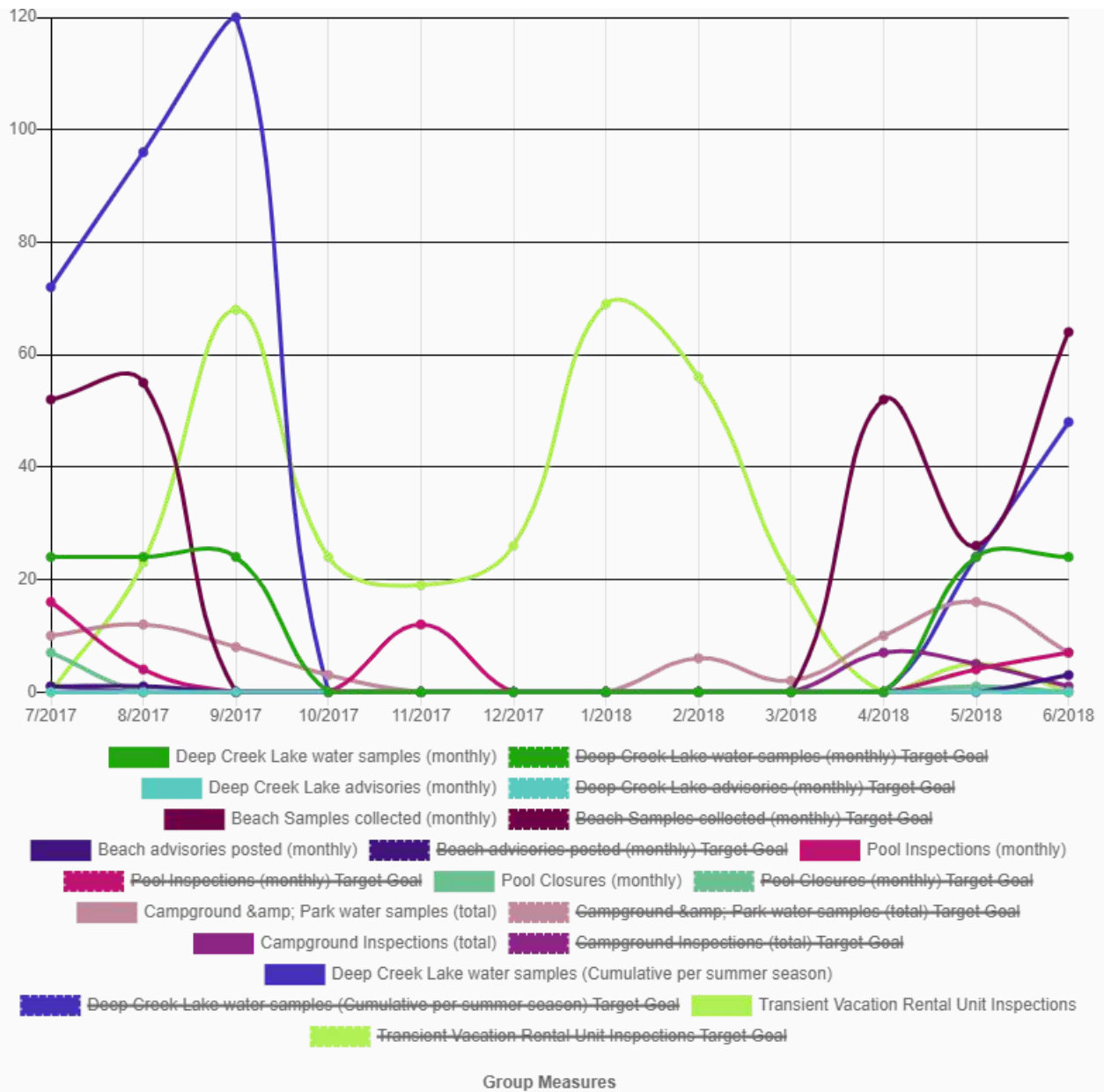
Fiscal Year 2017 Data Visualization (July-June)



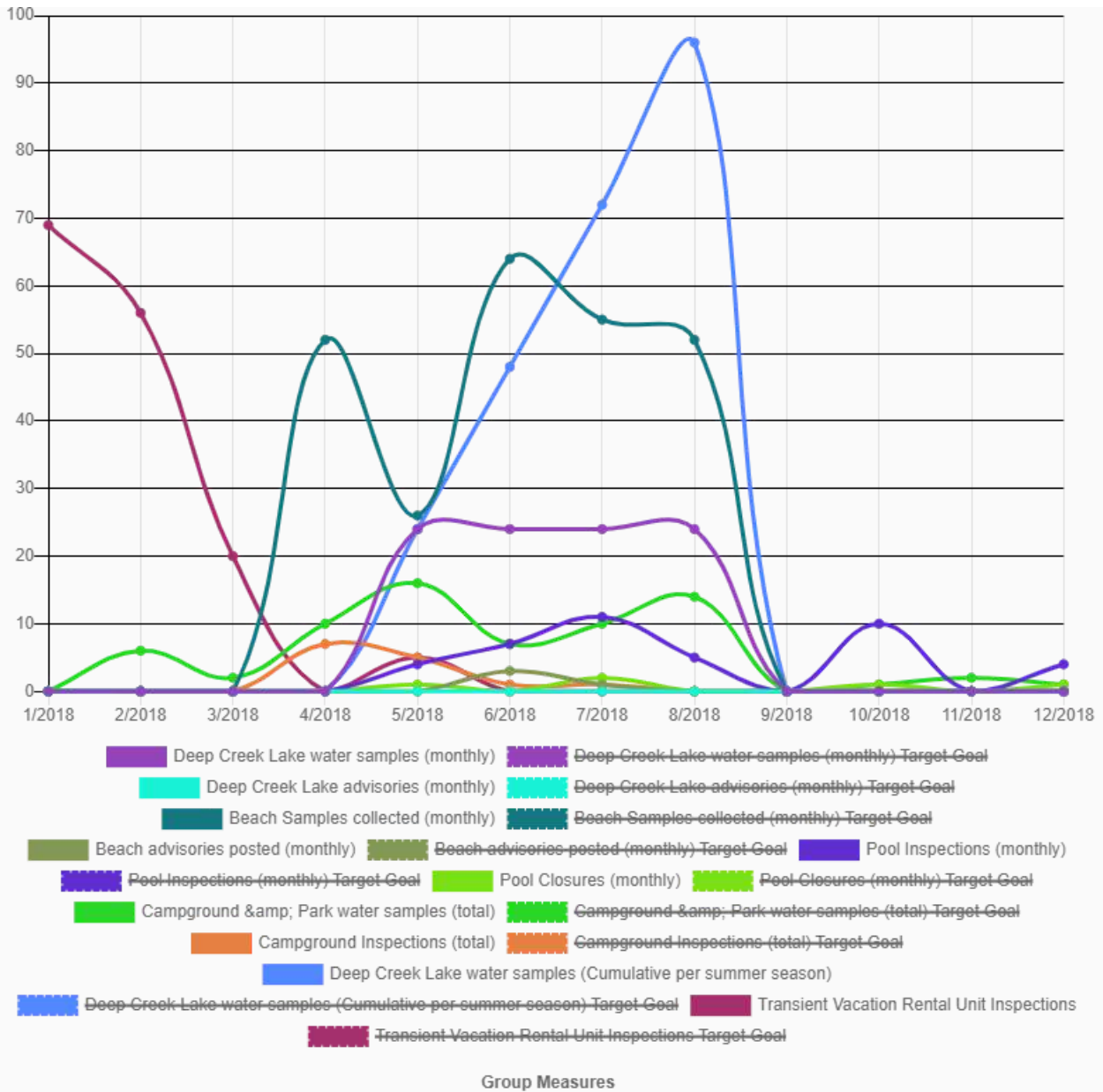
Calendar Year 2017 Data Visualization



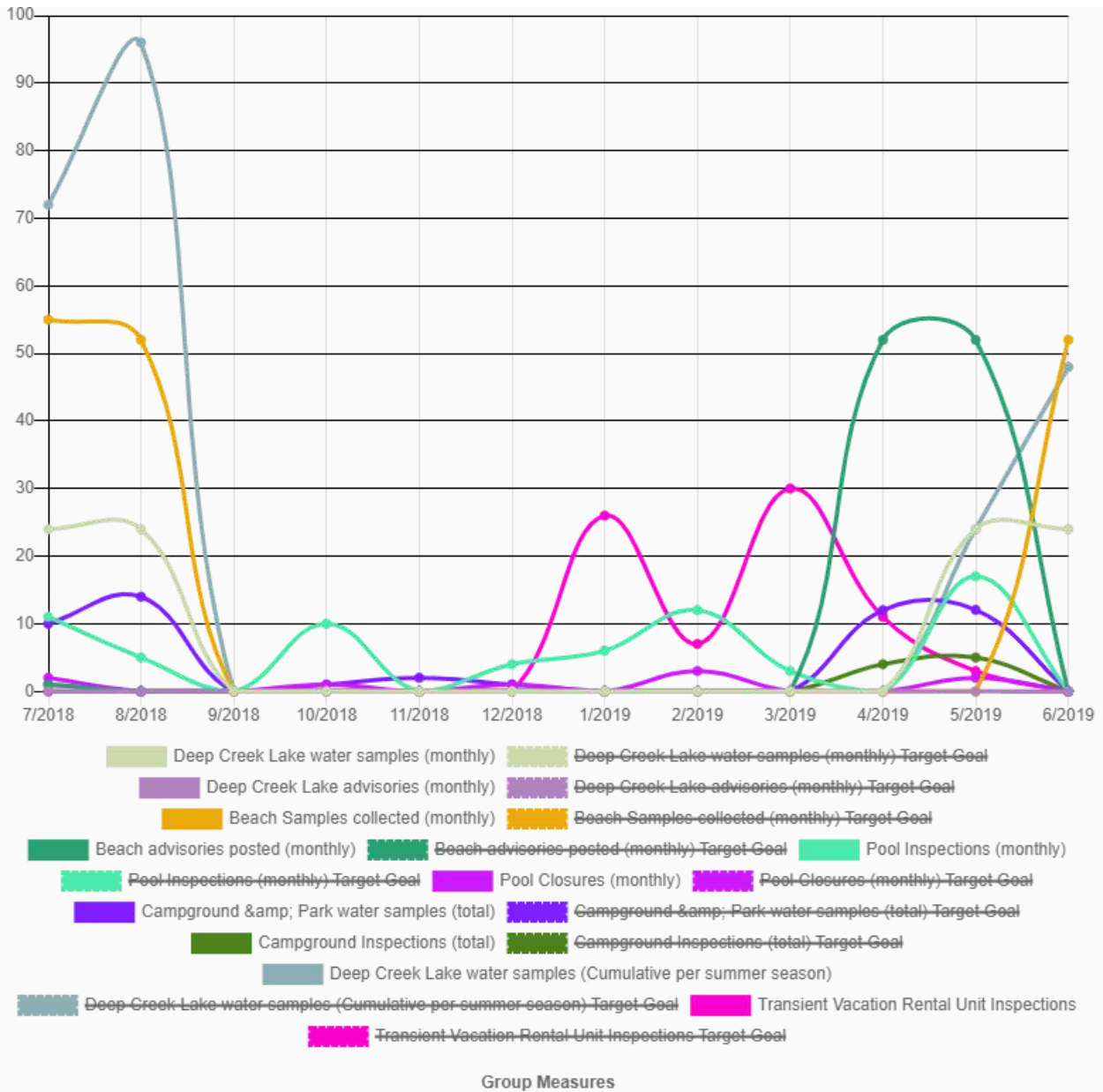
Fiscal Year 2018 Data Visualization (July-June)




Calendar Year 2018 Data Visualization



Fiscal Year 2019 Data Visualization (July-June)



Calendar Year 2019 Data Visualization



Last Modification

Melinda Smith edited this group on September 09, 2019.

Melinda Smith edited this group on June 18, 2019.

Melinda Smith edited this group on June 18, 2019.

Melinda Smith edited this group on April 05, 2019.

Melinda Smith edited this group on January 31, 2019.

Bryce Manges edited this group on December 10, 2018.

Bryce Manges edited this group on November 05, 2018.

Melinda Smith edited this group on November 01, 2018.

Melinda Smith edited this group on September 07, 2018.

Melinda Smith edited this group on September 07, 2018.

Bryce Manges edited this group on August 15, 2018.

Bryce Manges edited this group on August 15, 2018.

Melinda Smith edited this group on July 20, 2018.

Contributing Community Participants

[Jesse Knotts](#), [Steve Sherrard](#), [Bryce Manges](#), [Melinda Smith](#),

Sponsored by the Garrett County Health Department. Transparency is important, [read all of our policies here](#). Built with ❤️ in Garrett County, Maryland.






The Reading Station

Public Group 13 days ago

Leave Group

GROUP ADMINS



Health Improvement Strategy

"The Reading Station"

["https://mygarrettcountry.com/groups/the-reading-station/"](https://mygarrettcountry.com/groups/the-reading-station/)

Goal:

Raise literacy levels in Garrett County

Strategy Description:

Offer free reading instruction to children and adults.

Level of Change:

Programs

Primary Focus Area:

Data Category Tag:

Estimated Implementation Date:

2017-08-23

Estimated Completion Date:

2020-01-31



Estimated Ease of Implementation:

Moderate

Estimated Cost of Implementation:

Moderate

Potential Community Benefit:

Very High

Research:

<input type="button" value="Select all"/>	<input type="button" value="Deselect all"/>	<input type="button" value="Copy"/>	<input type="button" value="CSV"/>	<input type="button" value="Excel"/>	<input type="button" value="JSON"/>				
Measurements	Target Goal	Status	Desired Trend	Contributor	January 2017	February 2017	March 2017	April 2017	May 2017
Adults Enrolled	15	Active	Increase						
Children Enrolled	35	Active	Increase						
Developmentally Delayed Adults Enrolled	12	Active	Increase						

Developmentally Delayed Children Enrolled	5	Active	Increase						
Average Increase Reading Level (Points)	1.2	Active							
Total Increase Reading Level	1.7	Active							

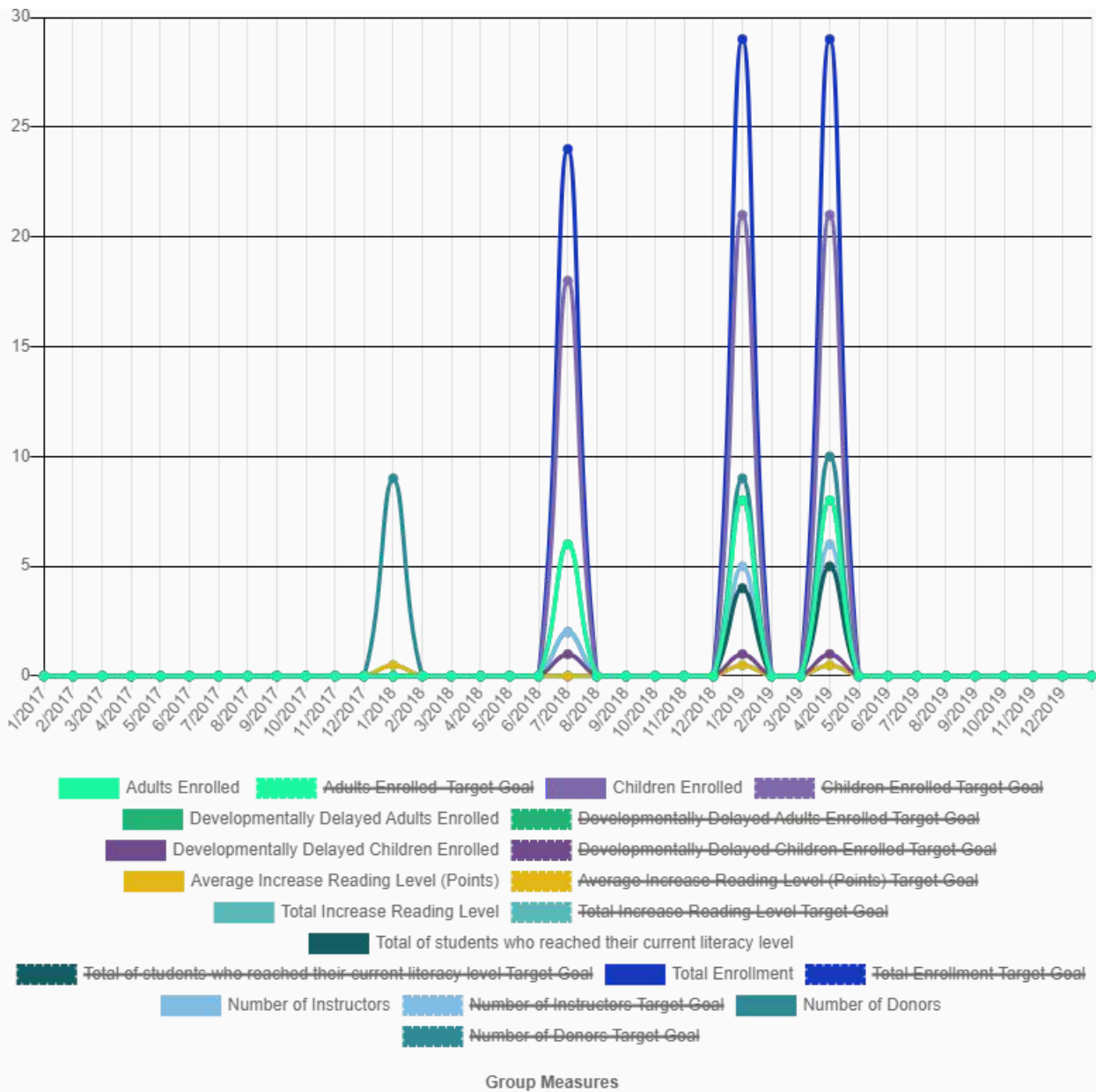
Showing 1 to 10 of 10 entries

Data Narrative

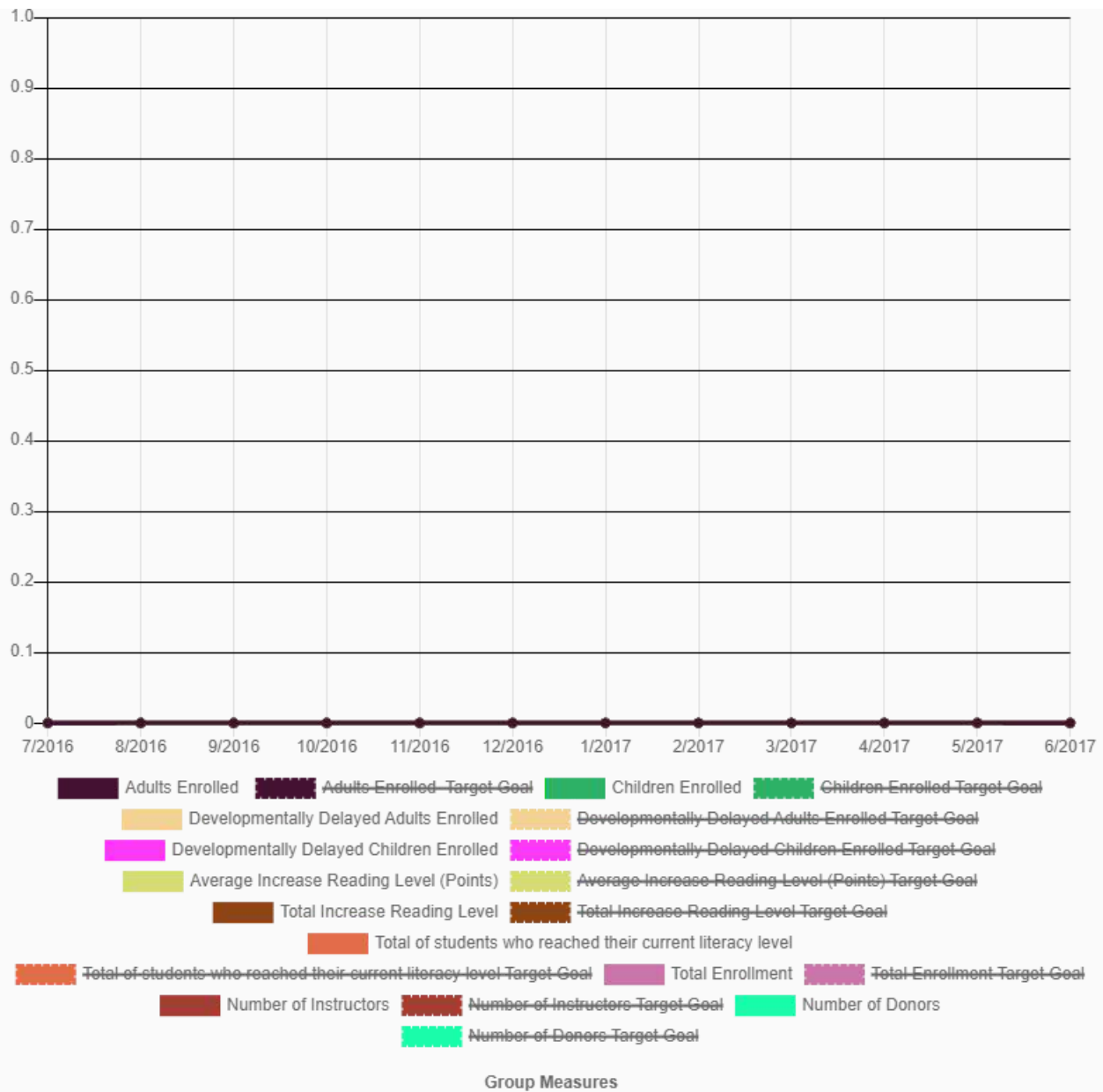
#1 Adults Enrolled:



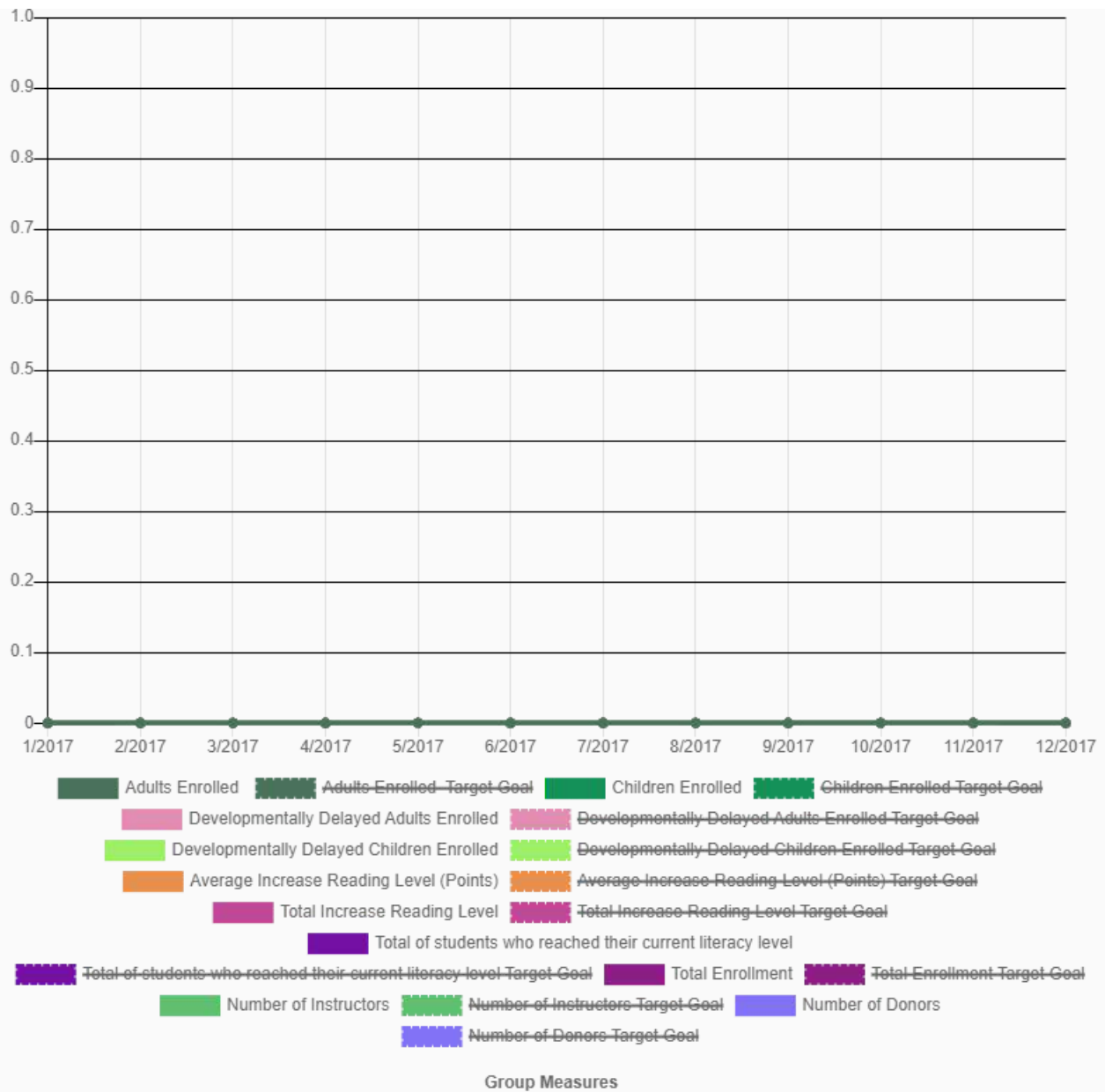
Scaled Data Visualization



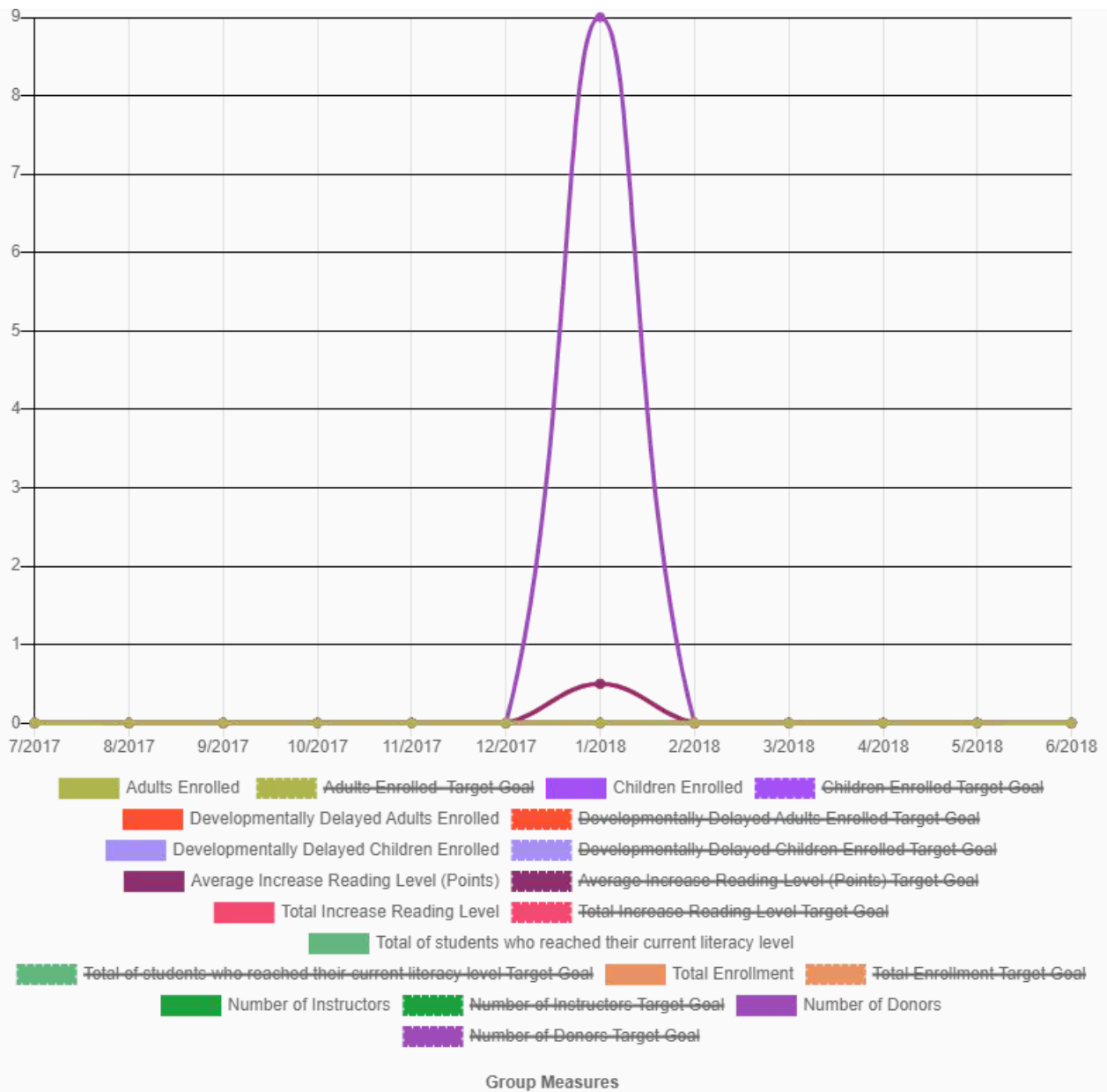
Fiscal Year 2017 Data Visualization (July-June)



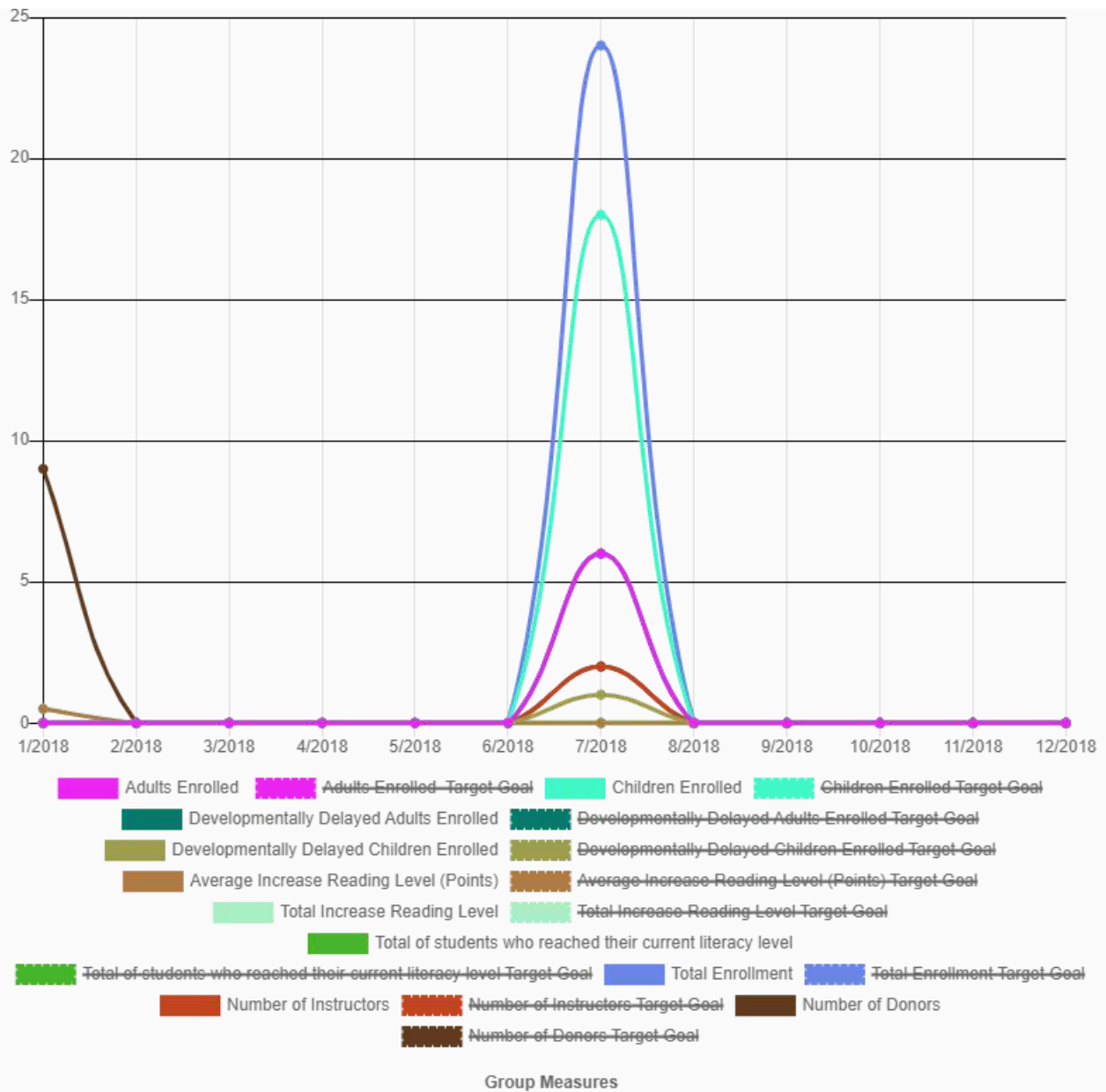
Calendar Year 2017 Data Visualization



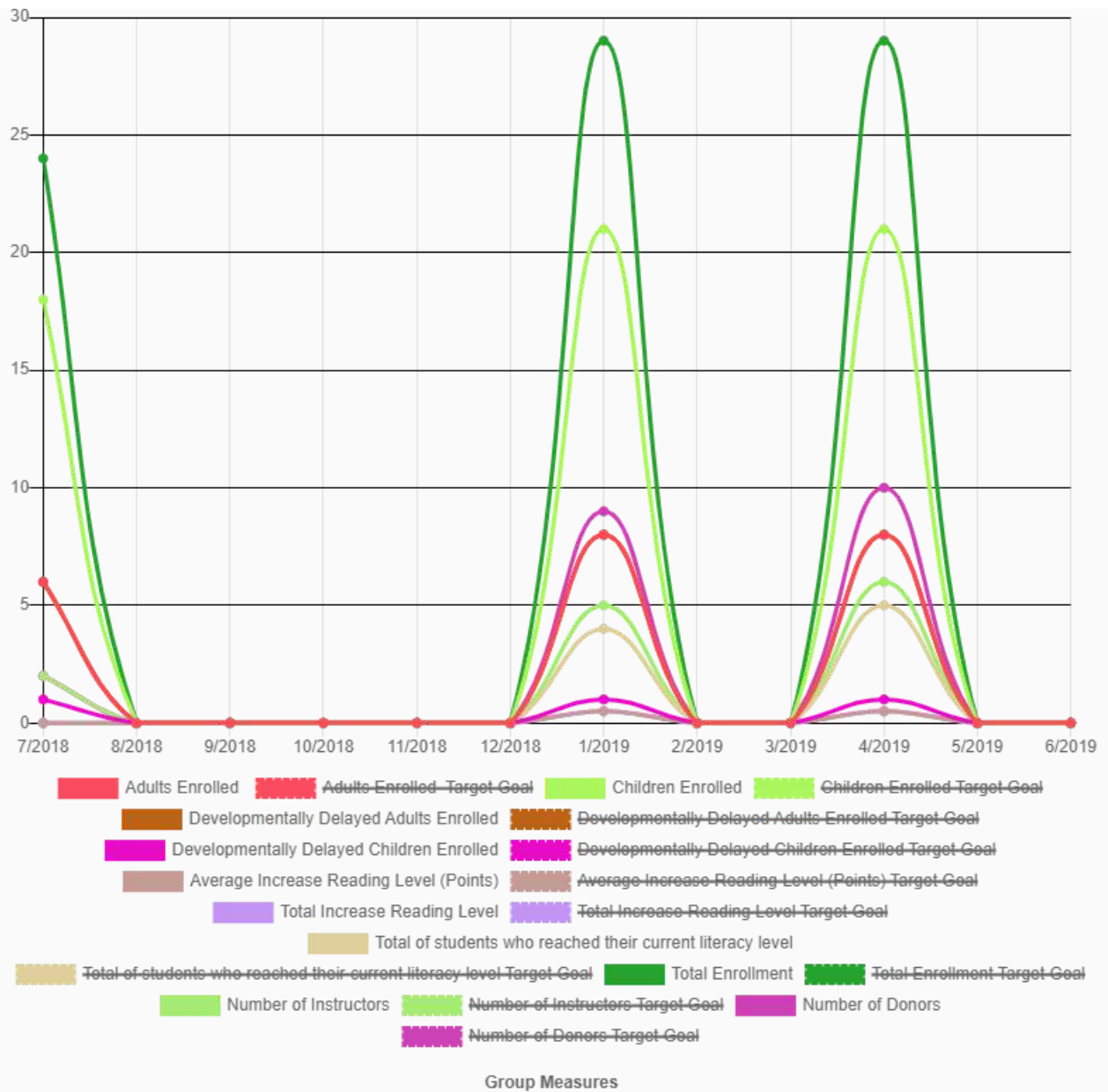
Fiscal Year 2018 Data Visualization (July-June)



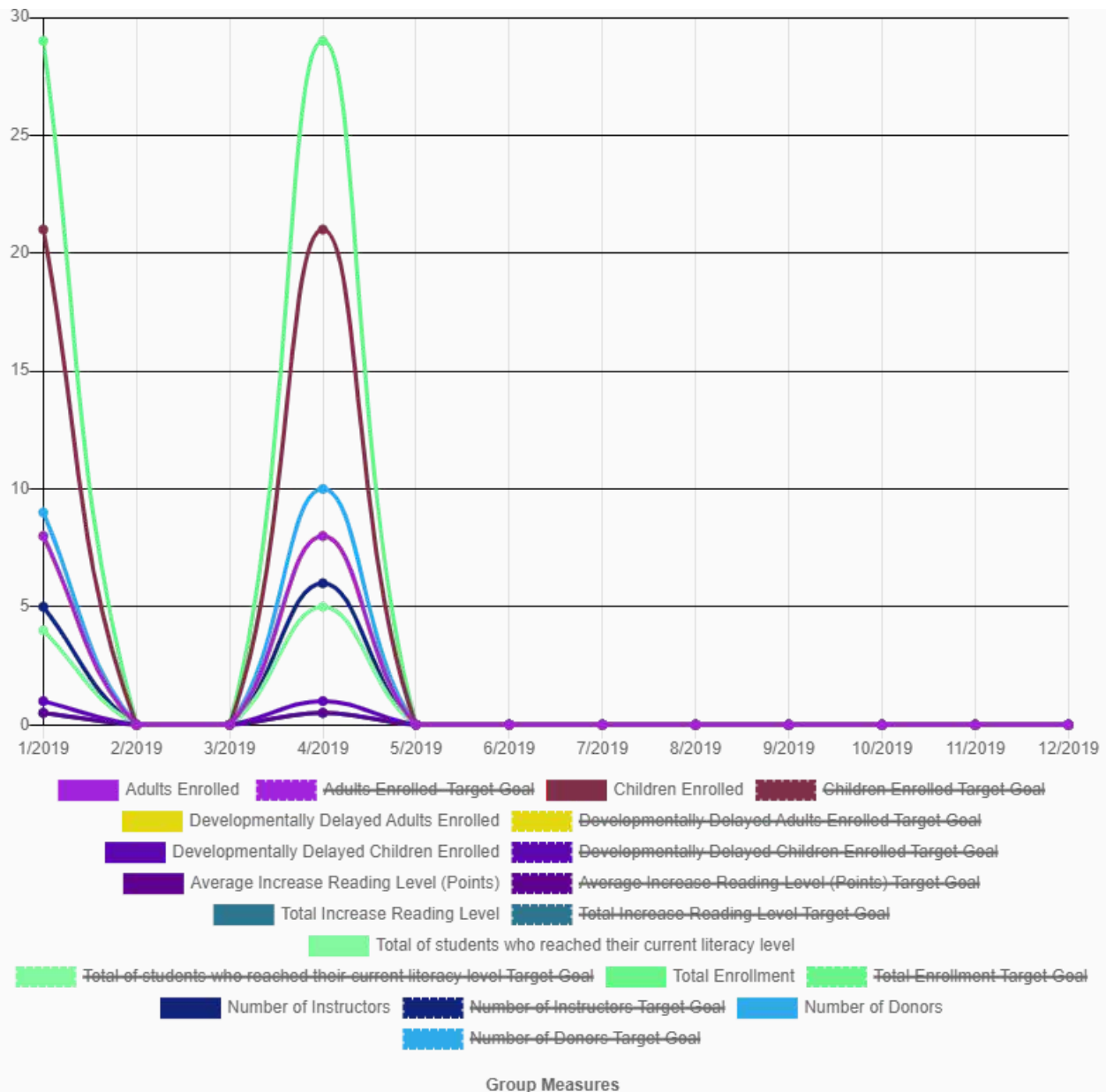
Calendar Year 2018 Data Visualization



Fiscal Year 2019 Data Visualization (July-June)



Calendar Year 2019 Data Visualization



Last Modification


- Caroline Argabrite edited this group on March 18, 2019.
- Caroline Argabrite edited this group on February 01, 2019.
- Sue Lisantti edited this group on January 09, 2019.
- Sue Lisantti edited this group on August 21, 2018.
- Sue Lisantti edited this group on August 20, 2018.
- Shelley Argabrite edited this group on August 10, 2018.
- Shelley Argabrite edited this group on August 10, 2018.
- Sue Lisantti edited this group on June 04, 2018.

Contributing Community Participants

[Lacy Coffren](#), [Jessica](#), [Juli McCoy](#), [Susan Tasker Boudouris](#), [Juliet Sanders](#), [Charles Wilt](#), [Tammy Stewart](#), [Jennifer Corder](#), [Caroline Argabrite](#)

Sponsored by the Garrett County Health Department. Transparency is important, [read all of our policies here](#). Built with ❤️ in Garrett County, Maryland.





Vaccines for adults and children

Public Group a month ago

Leave Group

GROUP ADMINS



Health Improvement Strategy

"Vaccines for adults and children"

["https://mygarrettcountry.com/groups/vaccines-for-adults-and-children/"](https://mygarrettcountry.com/groups/vaccines-for-adults-and-children/)

Goal:

Offer current recommended immunizations to children and adults

Strategy Description:

The Garrett County Health Department will maintain a supply of A.C.I.P. recommended vaccines for children and adults, including Vaccines

Level of Change:

Programs

Primary Focus Area:

Chronic Diseases and their common risk factors: lack of physical activity, poor nutrition, and tobacco use

Data Category Tag:

GCHD Personal Health

Estimated Implementation Date:

2017-10-06

Estimated Completion Date:

2017-01-06



Estimated Ease of Implementation:

Easy

Estimated Cost of Implementation:

Moderate

Potential Community Benefit:

High

Research:

Advisory Committee on Immunization Practices (Centers for Disease Control and Prevention) www.cdc.gov Vaccine Requirements for Chi

Measurements	Target Goal	Status	Desired Trend	Contributor	January 2017	February 2017	March 2017	April 2017	Ma 2017
Children 0-4 years old vaccinated (does not include flu vaccine)		Active			4	1	3	3	0

Children 5-10 years old vaccinated (does not include flu vaccine)		Active			0	1	0	0	0
Children 11-18 years old vaccinated (does not include flu vaccine)		Active			0	4	5	2	0

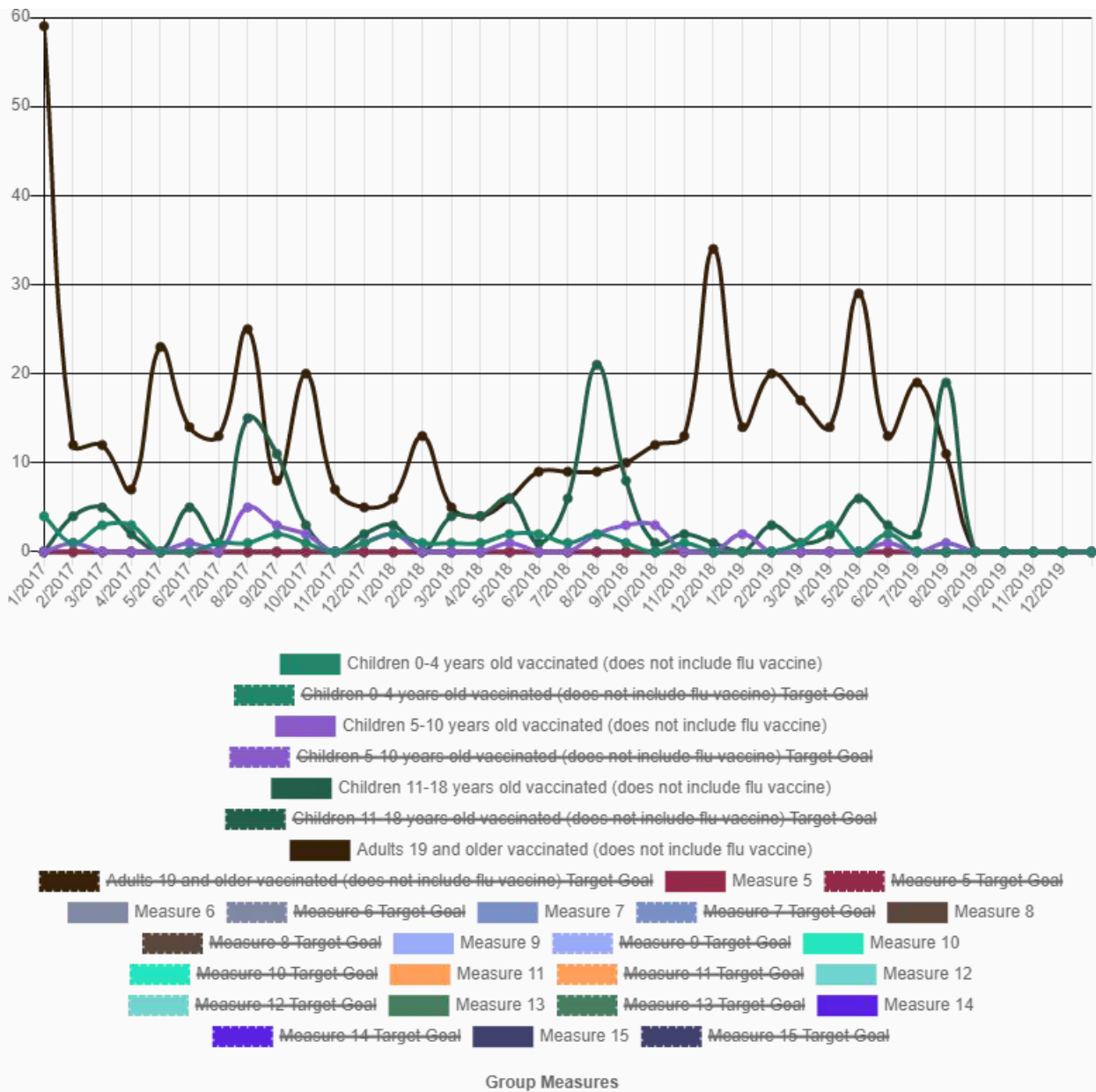
Showing 1 to 15 of 15 entries



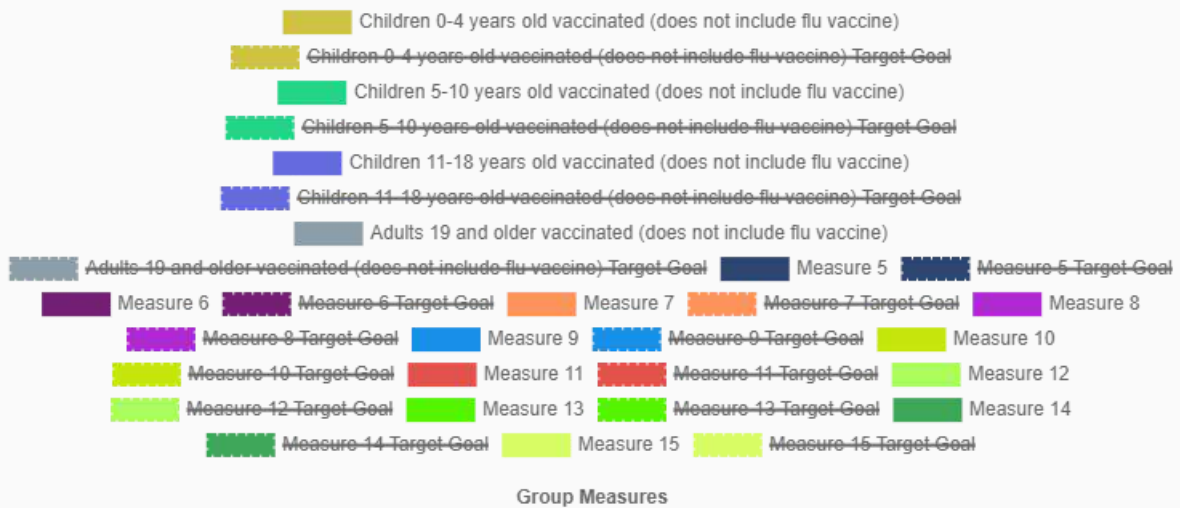
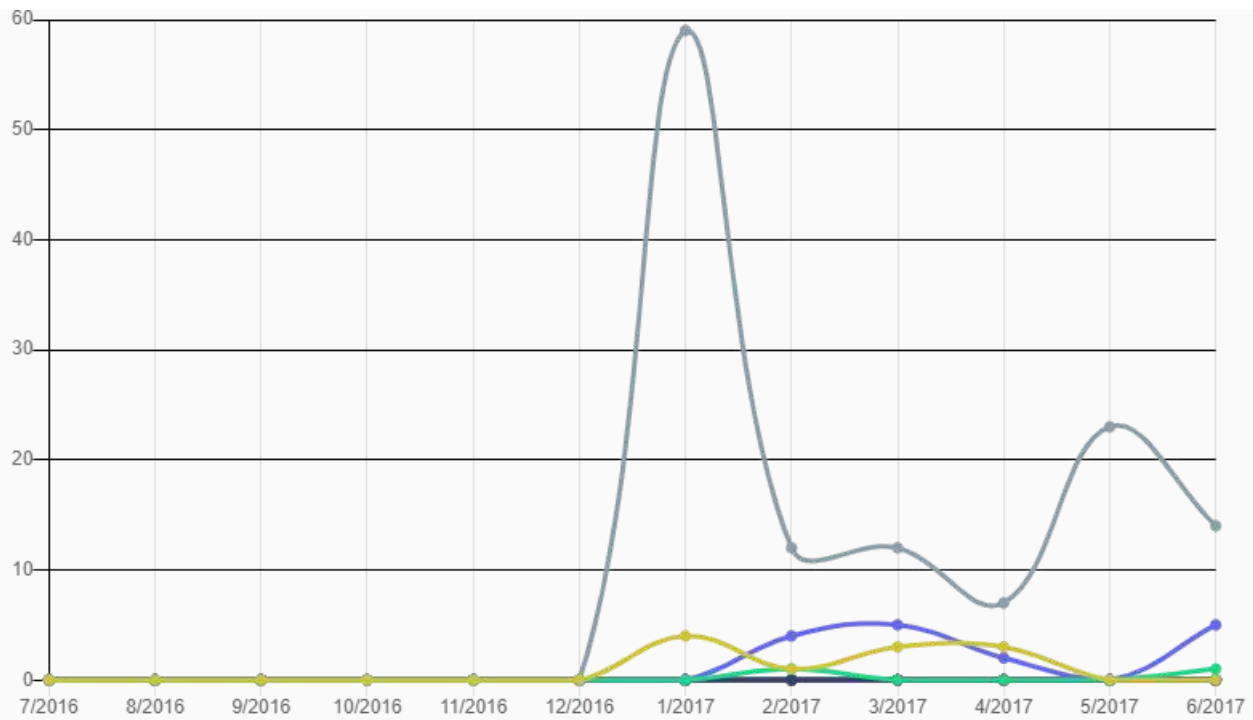
Data Narrative

A.C.I.P. recommended vaccines, including required school vaccines, are available for both adults and children. Vaccines are given by appoi

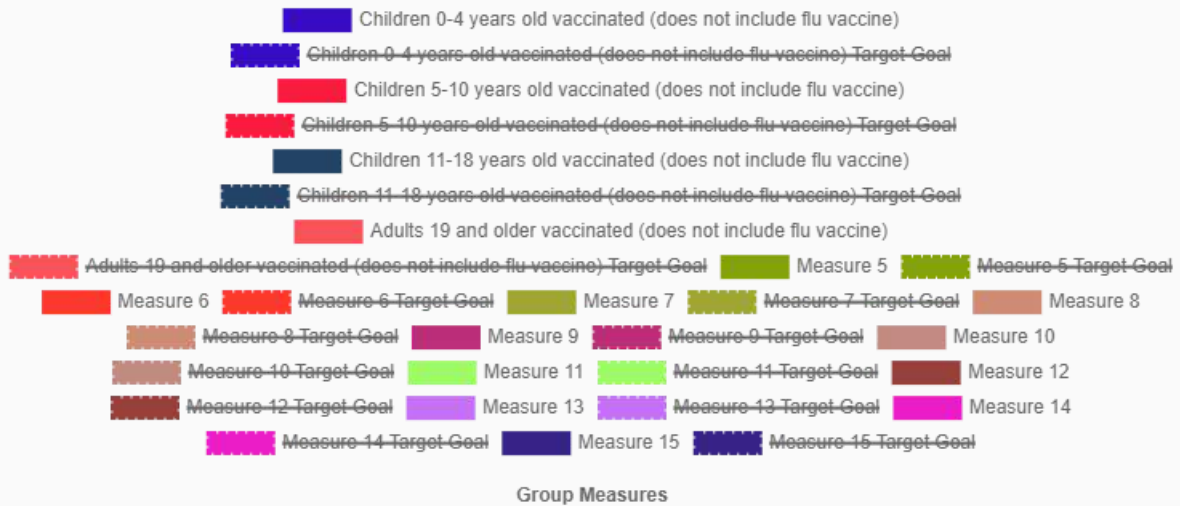
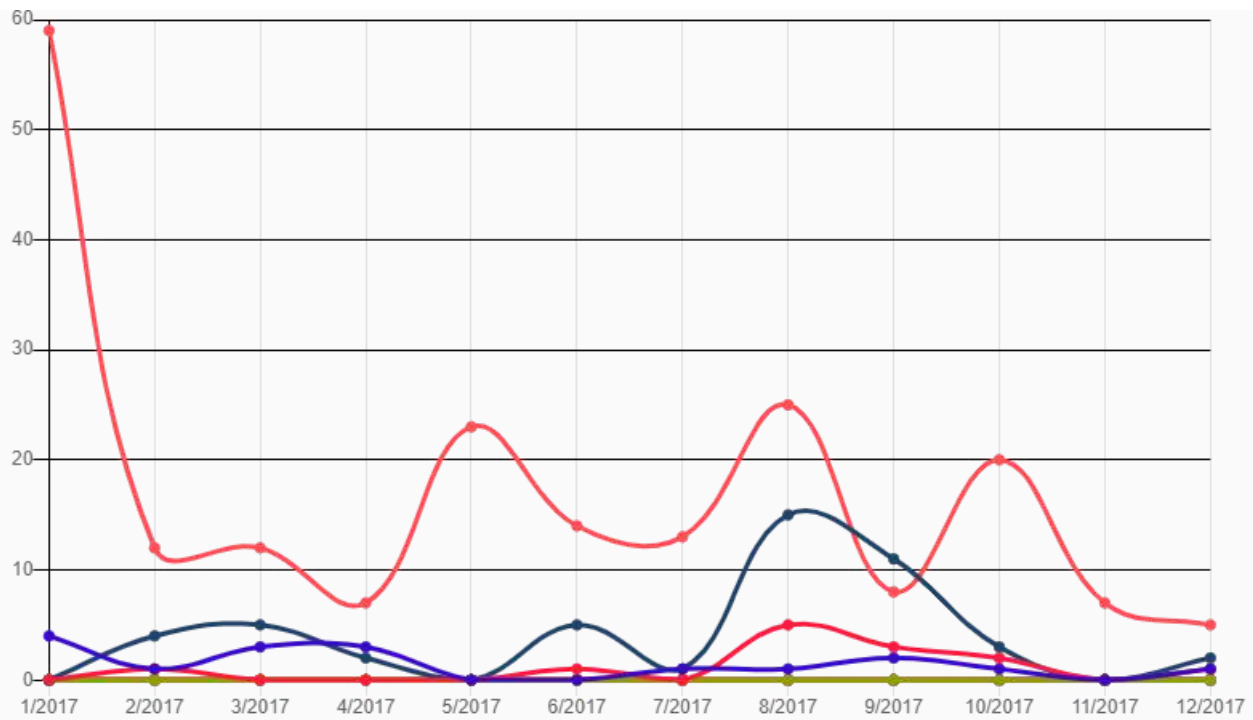
Scaled Data Visualization



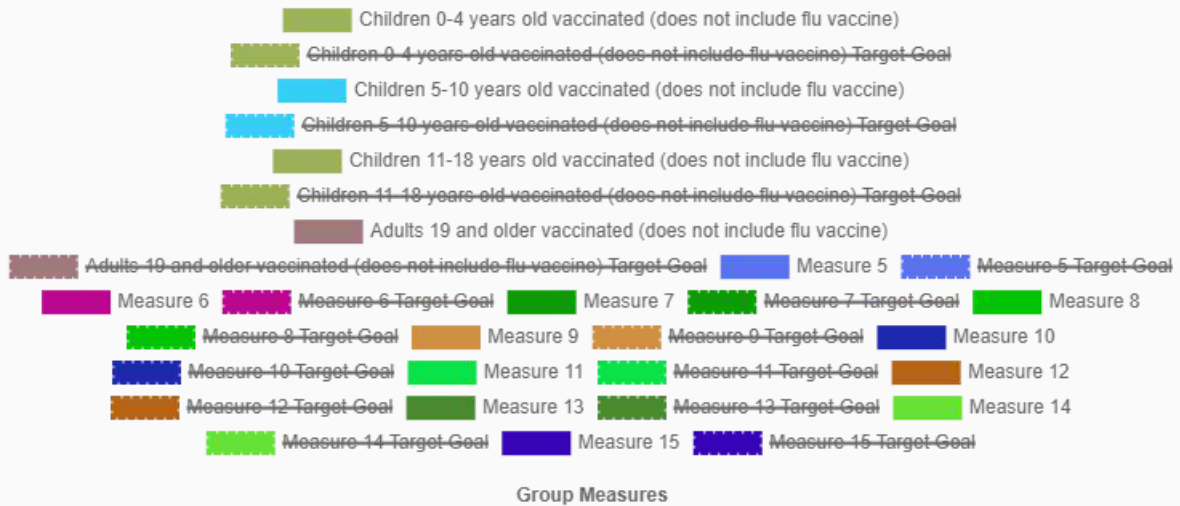
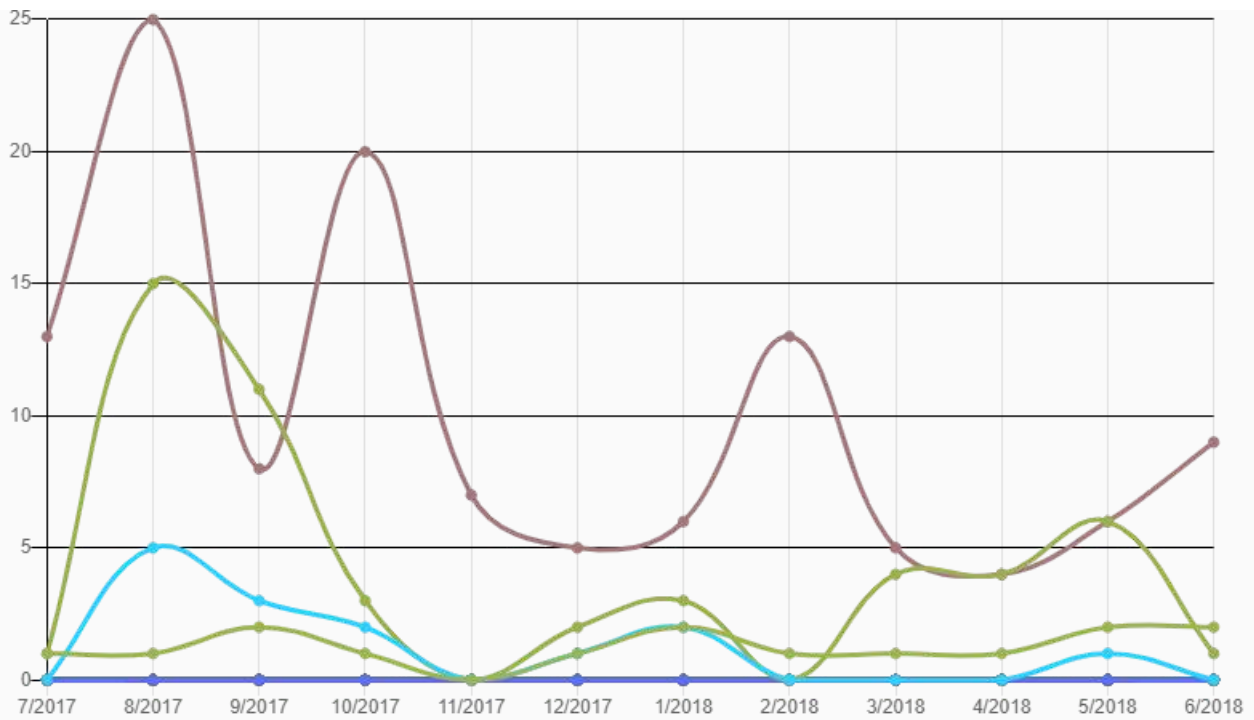
Fiscal Year 2017 Data Visualization (July-June)



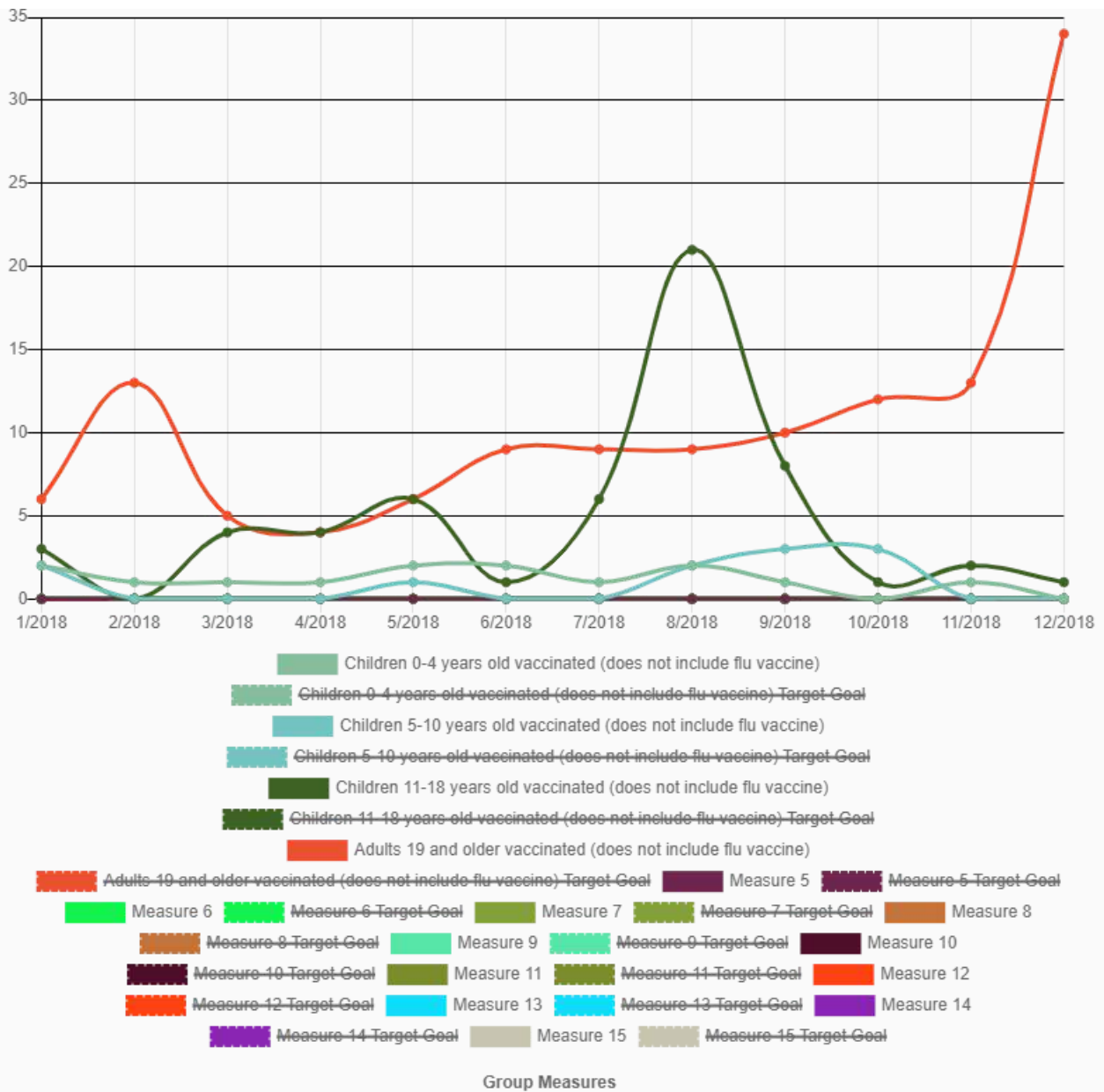
Calendar Year 2017 Data Visualization



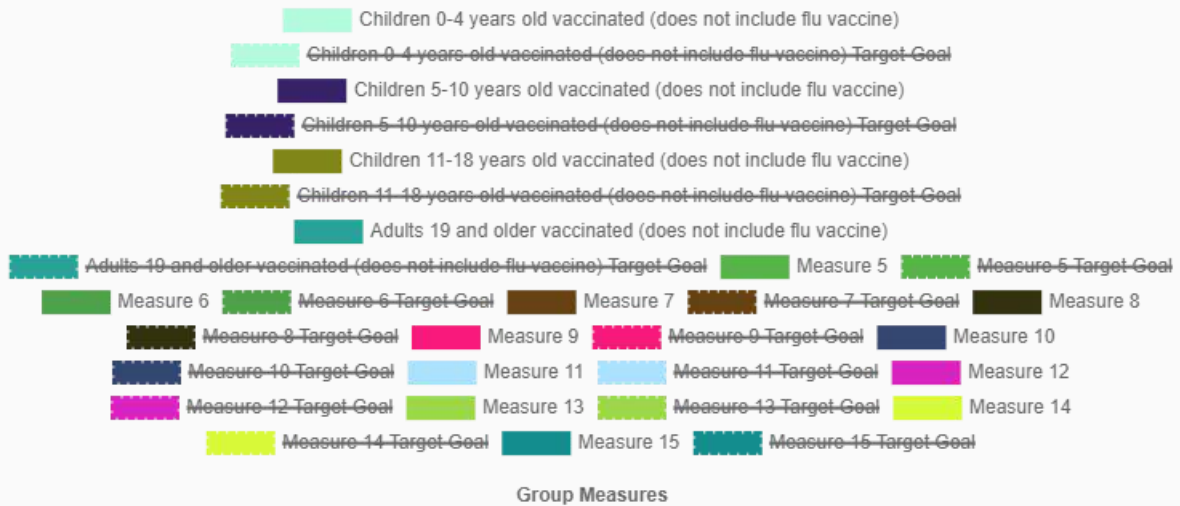
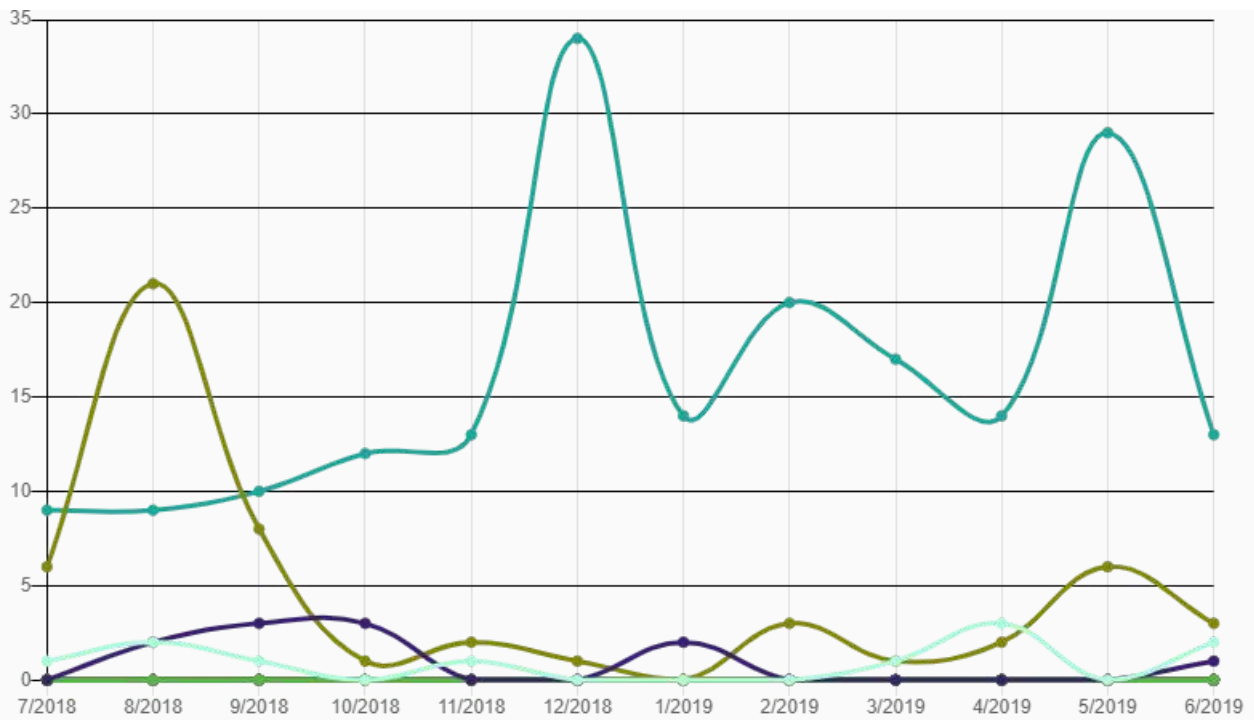
Fiscal Year 2018 Data Visualization (July-June)



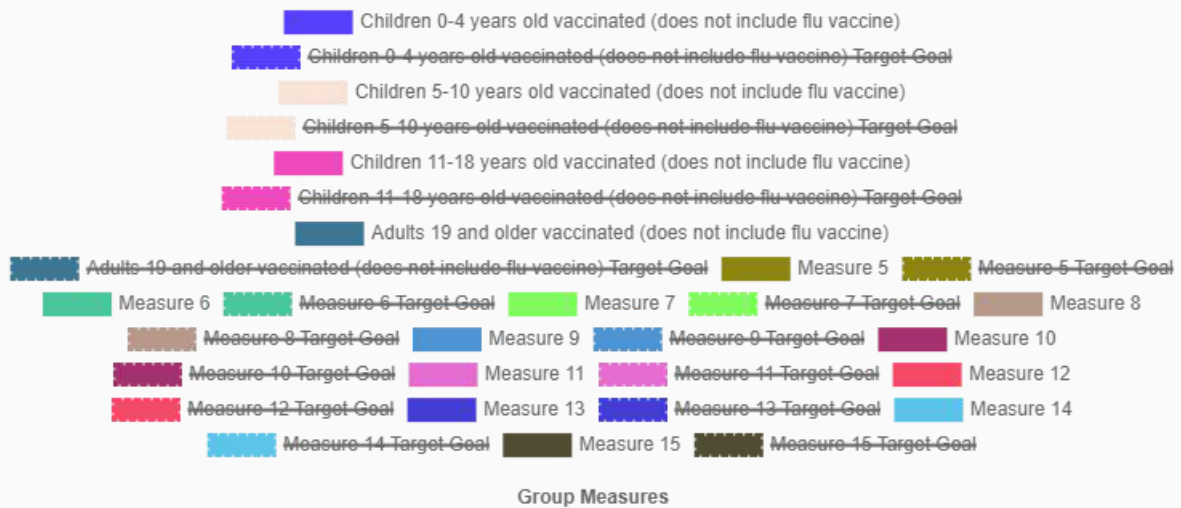
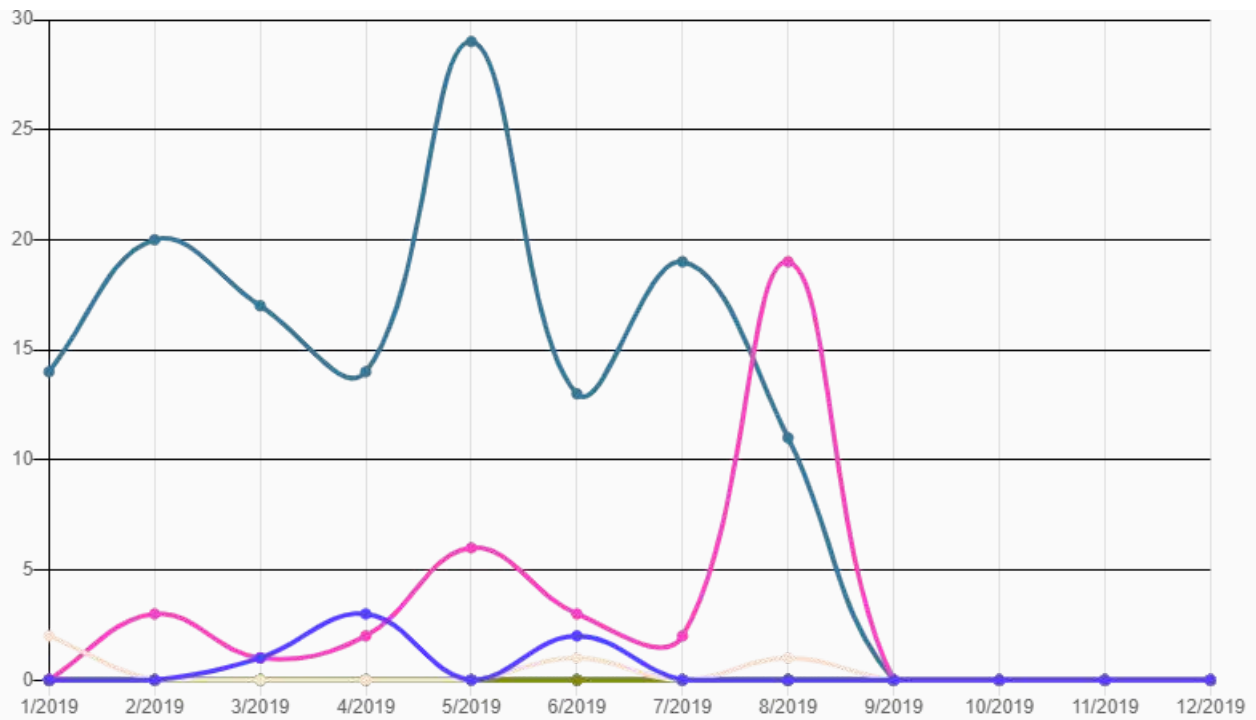
Calendar Year 2018 Data Visualization



Fiscal Year 2019 Data Visualization (July-June)



Calendar Year 2019 Data Visualization



Last Modification

Cindy Mankamyer edited this group on September 03, 2019.

Cindy Mankamyer edited this group on August 28, 2019.

Cindy Mankamyer edited this group on August 05, 2019.

Cindy Mankamyer edited this group on July 08, 2019.

Cindy Mankamyer edited this group on June 10, 2019.

Cindy Mankamyer edited this group on May 01, 2019.

Cindy Mankamyer edited this group on April 02, 2019.

Cindy Mankamyer edited this group on March 04, 2019.

Cindy Mankamyer edited this group on February 04, 2019.

Cindy Mankamyer edited this group on February 04, 2019.

Cindy Mankamyer edited this group on January 03, 2019.

Cindy Mankamyer edited this group on December 04, 2018.

Cindy Mankamyer edited this group on November 13, 2018.

Cindy Mankamyer edited this group on November 13, 2018.

Cindy Mankamyer edited this group on October 10, 2018.

Cindy Mankamyer edited this group on October 10, 2018.

Cindy Mankamyer edited this group on September 05, 2018.

Cindy Mankamyer edited this group on August 16, 2018.

Cindy Mankamyer edited this group on August 13, 2018.

Cindy Mankamyer edited this group on July 02, 2018.

Cindy Mankamyer edited this group on June 11, 2018.

Cindy Mankamyer edited this group on June 11, 2018.

Contributing Community Participants

[Juliet Sanders](#), [None, servant](#), [Karen George](#), [Christine](#), [Lindsey Bernal](#), [Carol Bass](#), [Kara Taylor](#), [Katie Welch](#), [Heather Cooper](#), [Tiffan](#)





WIC Administrative Management

Public Group an hour ago

Leave Group

GROUP ADMINS



Health Improvement Strategy

"WIC Administrative Management"

["https://mygarrettcountry.com/groups/wic-administrative-management/"](https://mygarrettcountry.com/groups/wic-administrative-management/)

Goal:

Using caseload statistics, assess need for changes to clinic procedures and processes to achieve grant requirements, goals, and improved

Strategy Description:

1. Monitor participation to enrollment. Deviations of less participation to enrollment should trigger further investigation of mitigating circu

Level of Change:

Programs

Primary Focus Area:

Data Category Tag:

GCHD WIC

Estimated Implementation Date:

2018-06-01

Estimated Completion Date:



Estimated Ease of Implementation:

Moderate

Estimated Cost of Implementation:

Very Low

Potential Community Benefit:

High

Research:

Select all	Deselect all	Copy	CSV	Excel	JSON					
Measurements	Target Goal	Status	Desired Trend	Contributor	January 2017	February 2017	March 2017	April 2017	May 2017	
Monthly closeout participation	825	Active	Increase	Local WOW Statistics	827	794	786	764	775	
Monthly enrollment	875	Active	Increase	Local WOW Statistics	859	852	851	825	833	

Participation to caseload assignment to meet 97% goal	97	Active	Increase	Local WOW Statistics	97	93	92	93	93
Clinic NS rate Oakland	17	Active	Decrease	Local WOW Statistics	17	17	14	25	16
Clinic NS rate Grantsville	17	Active	Decrease	Local WOW Statistics	13	15	10	10	13

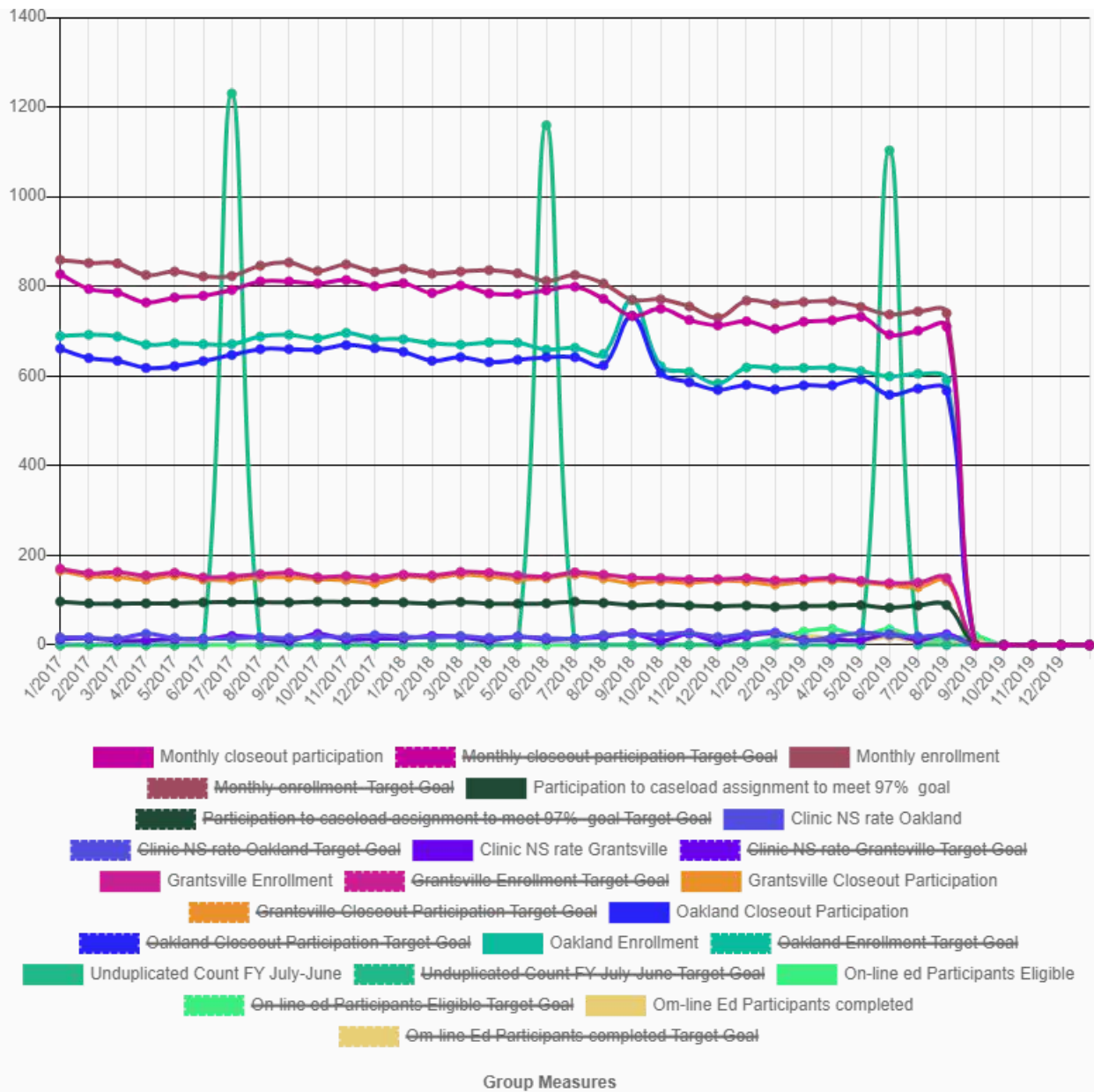
Showing 1 to 12 of 12 entries

Data Narrative

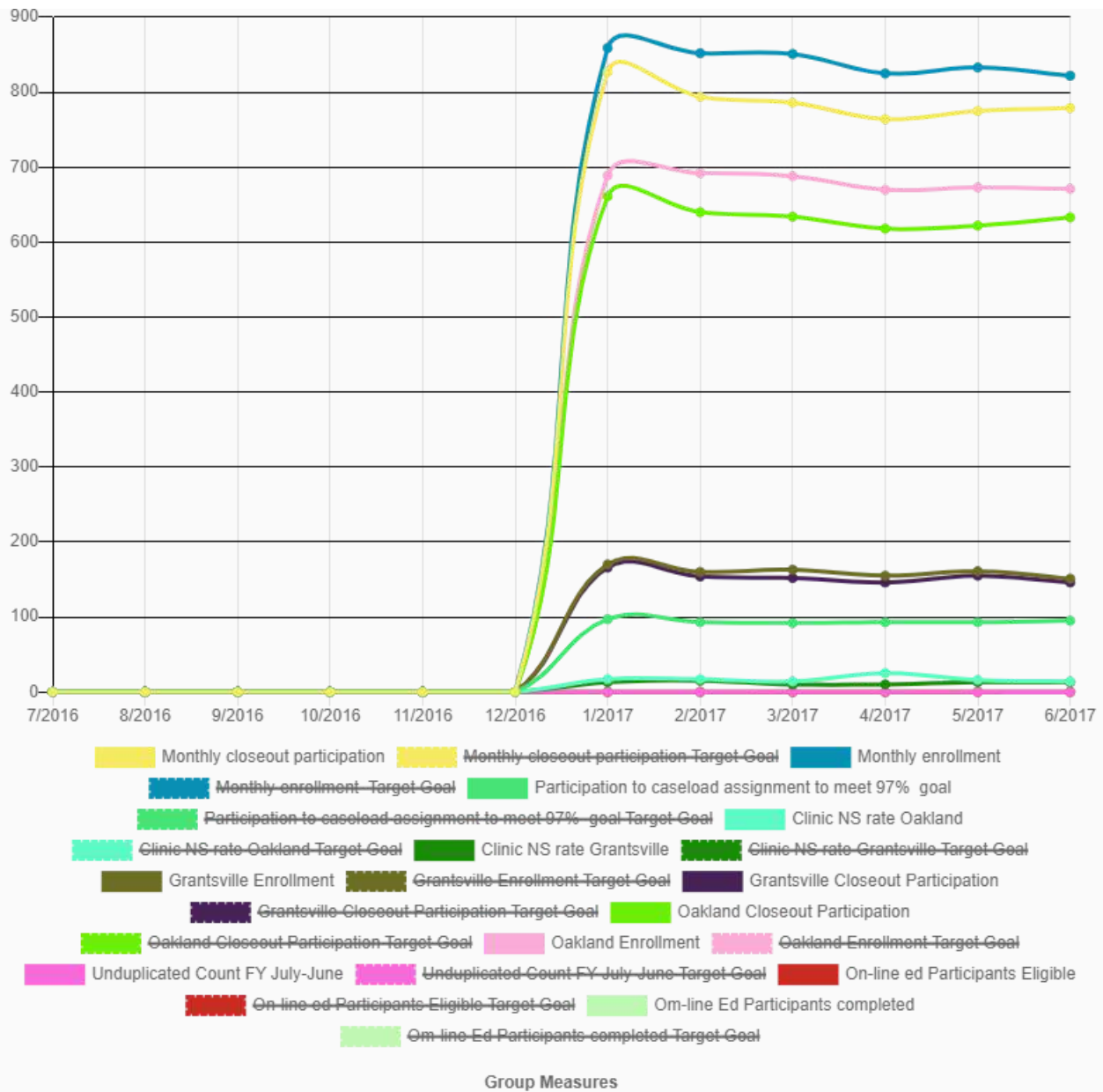


5/17/2018 Removed quarterly bf stats from this page. Can be viewed in BF management. 8/16/2018 Caseload Target goal changed based on lessons. Lessons must be completed five days prior to their benefit start date for next benefit cycle. If completed, notification occurs to participants per month.

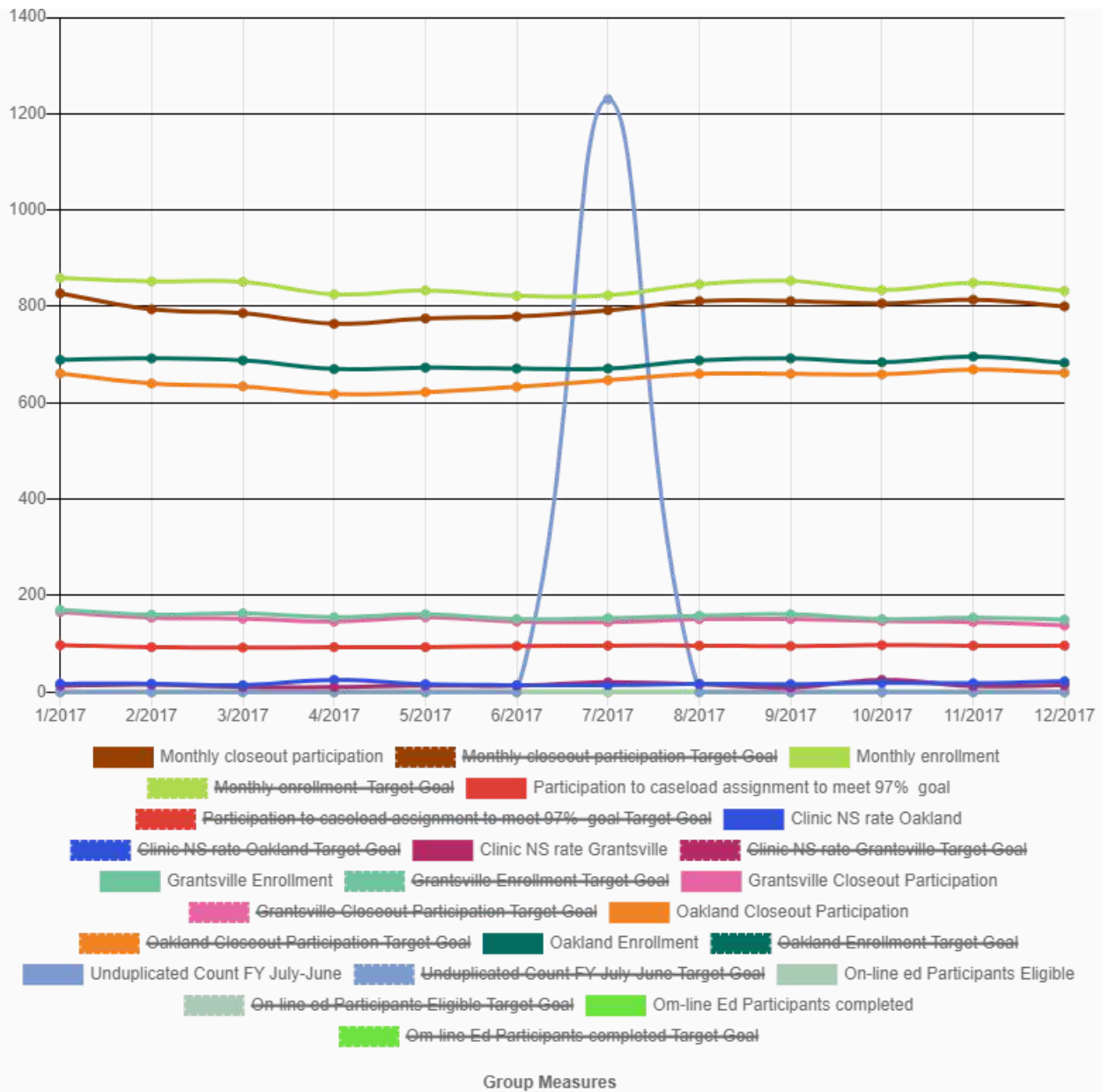
Scaled Data Visualization



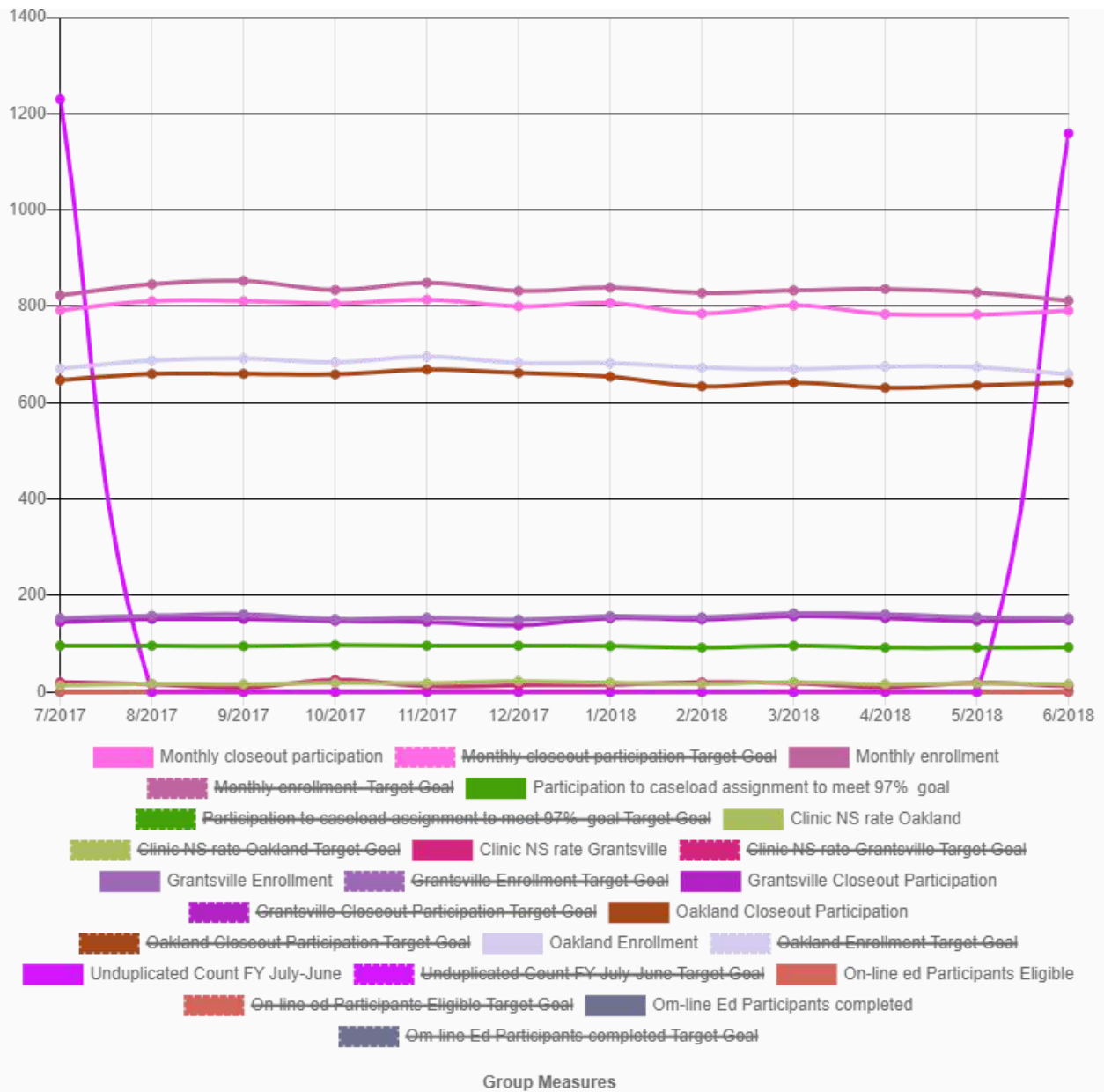
Fiscal Year 2017 Data Visualization (July-June)



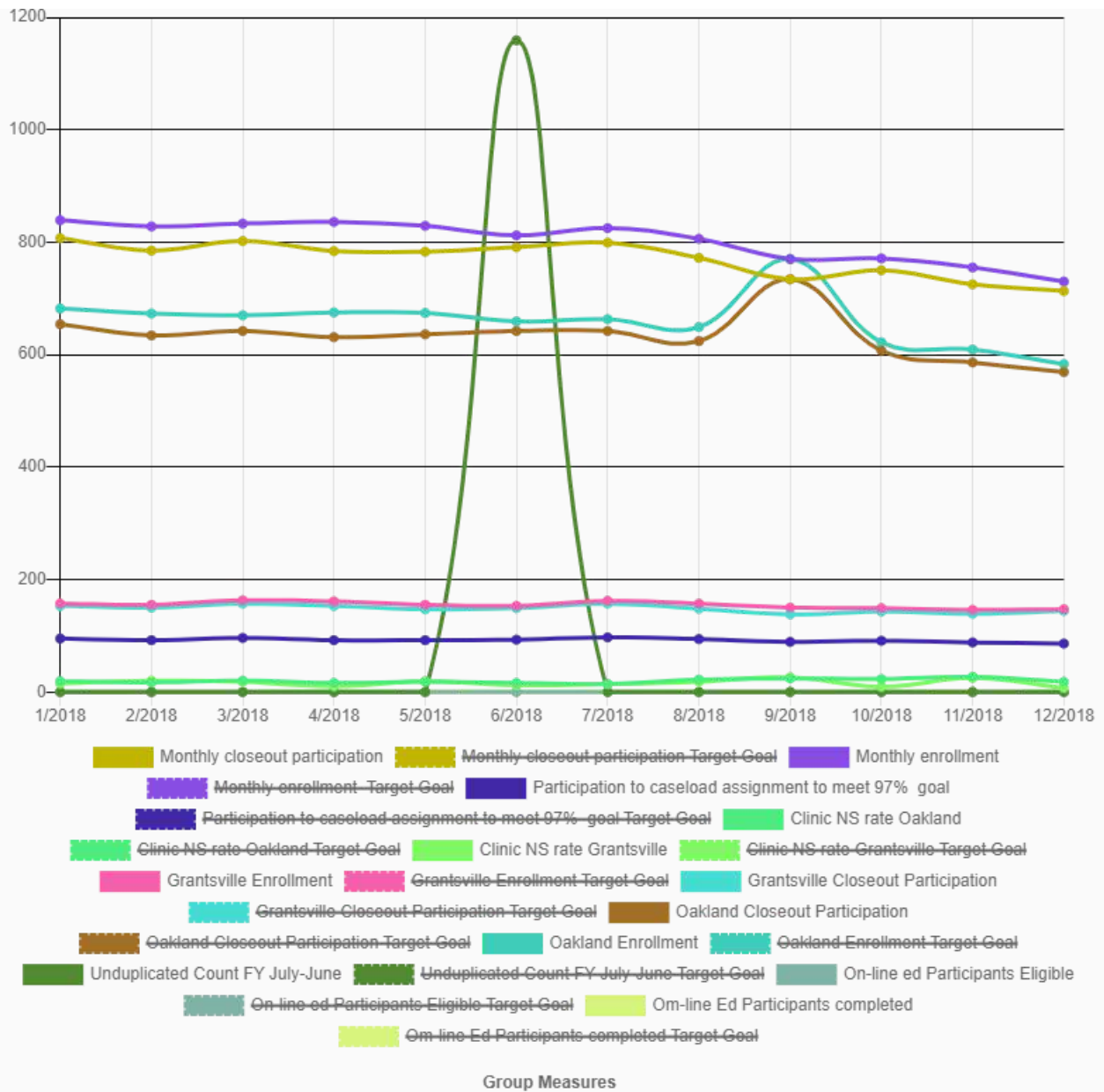
Calendar Year 2017 Data Visualization



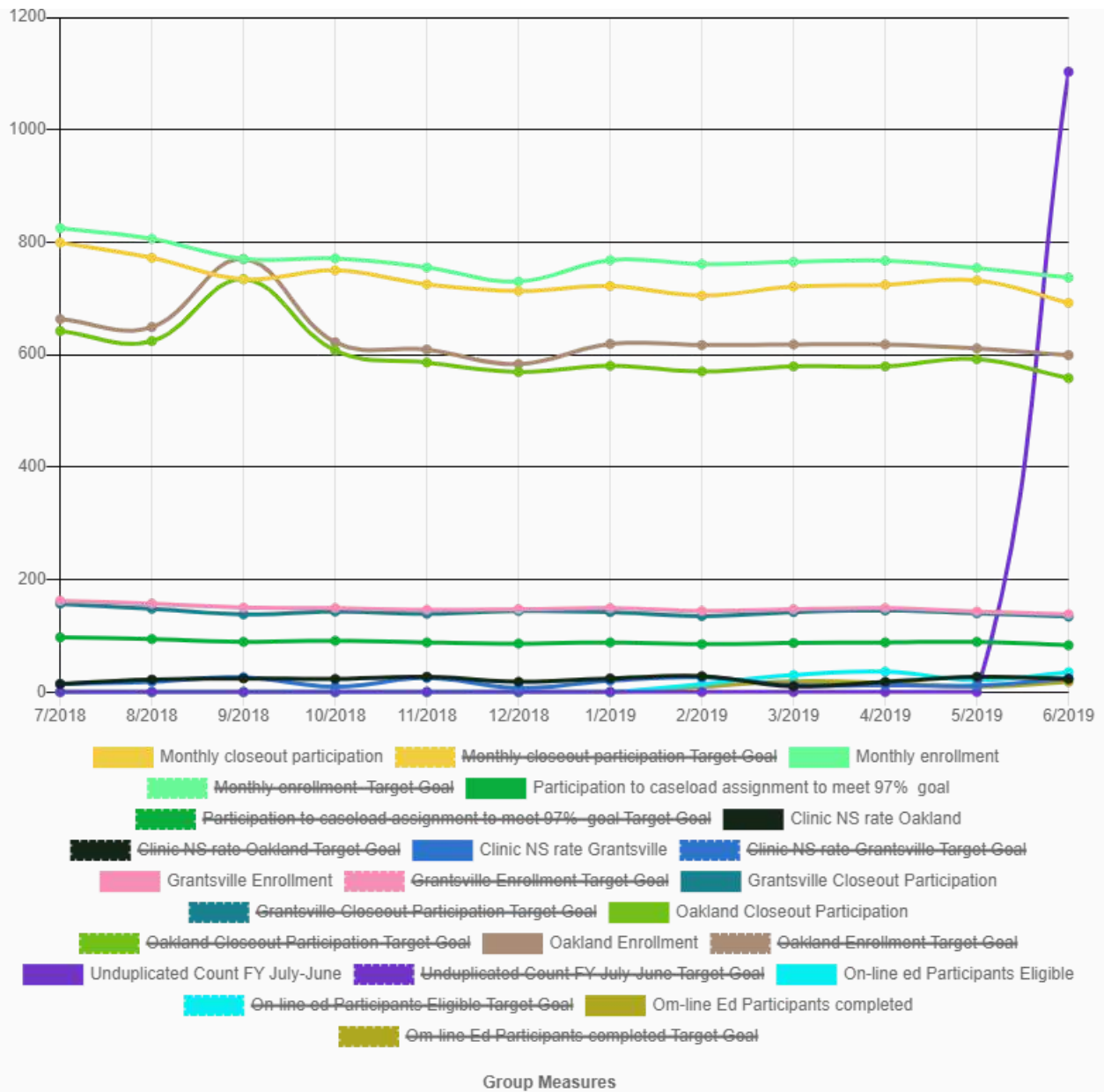
Fiscal Year 2018 Data Visualization (July-June)



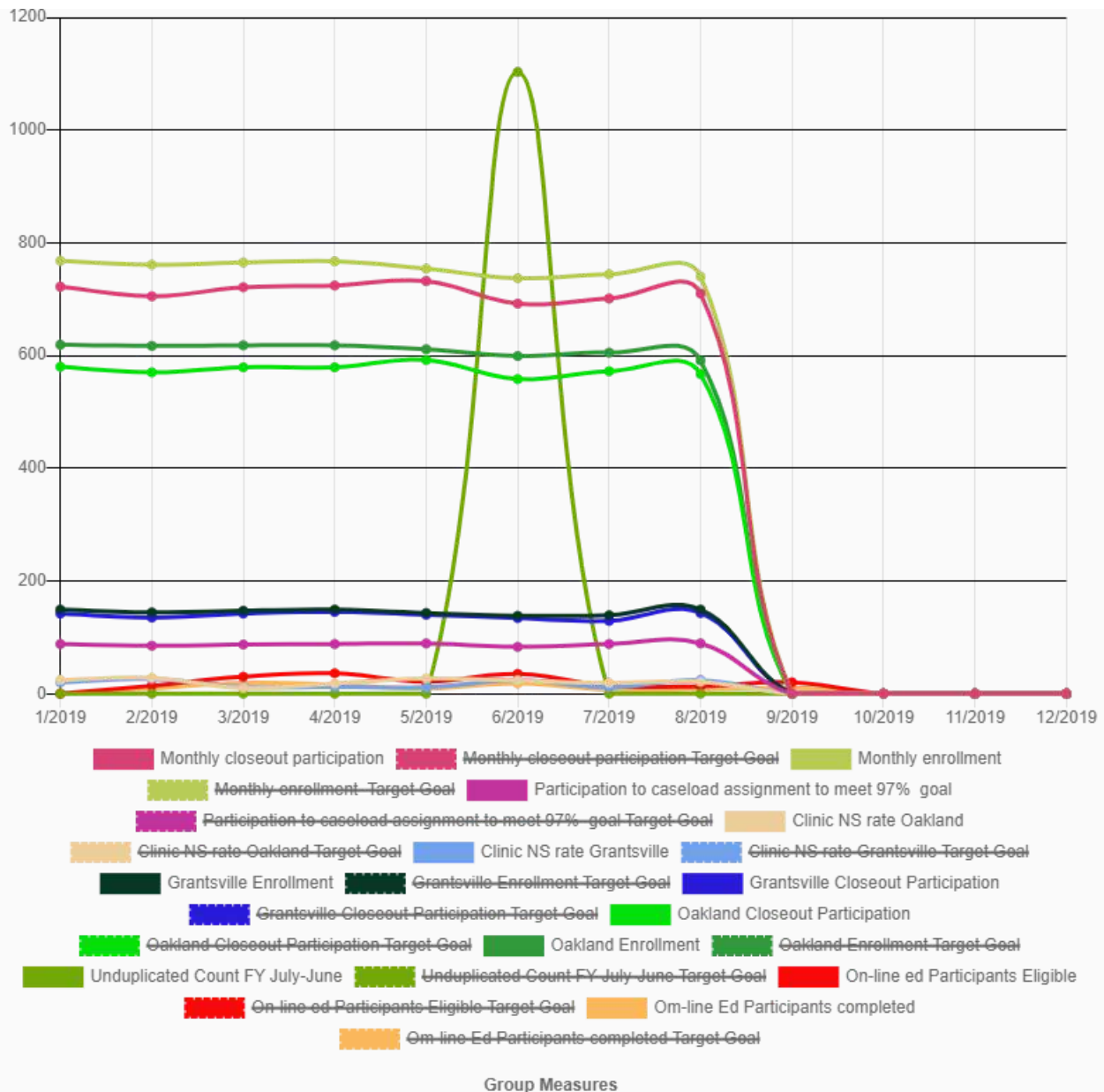
Calendar Year 2018 Data Visualization



Fiscal Year 2019 Data Visualization (July-June)



Calendar Year 2019 Data Visualization



Last Modification

Carol Bass edited this group on September 30, 2019.

Carol Bass edited this group on September 30, 2019.

Carol Bass edited this group on August 19, 2019.

Carol Bass edited this group on July 26, 2019.

Carol Bass edited this group on July 16, 2019.

Carol Bass edited this group on June 12, 2019.

Carol Bass edited this group on June 10, 2019.

Carol Bass edited this group on June 10, 2019.

Carol Bass edited this group on May 30, 2019.

Carol Bass edited this group on April 25, 2019.

Carol Bass edited this group on April 01, 2019.

Carol Bass edited this group on March 04, 2019.

Carol Bass edited this group on March 04, 2019.
Carol Bass edited this group on January 14, 2019.
Carol Bass edited this group on December 18, 2018.
Carol Bass edited this group on November 19, 2018.
Carol Bass edited this group on October 17, 2018.
Carol Bass edited this group on September 18, 2018.
Carol Bass edited this group on August 16, 2018.
Carol Bass edited this group on August 16, 2018.
Carol Bass edited this group on July 13, 2018.
Carol Bass edited this group on June 19, 2018.
Carol Bass edited this group on June 19, 2018.
Carol Bass edited this group on June 06, 2018.
Carol Bass edited this group on June 06, 2018.



Contributing Community Participants

[Karen George](#), [Tracy Savage](#), [Jenny](#), [None](#), [Carrie Hook](#), [Tricia](#), [Christine](#), [Jennifer Lee-Steckman](#), [Lindsey Bernal](#), [Shelley Argabrite](#), [Bob Step](#)



WIC Breastfeeding Support

Public Group an hour ago

Leave Group

GROUP ADMINS



Health Improvement Strategy

"WIC Breastfeeding Support"

<https://mygarrettcountry.com/groups/wic-breastfeeding-support/>

Goal:

Increase both the percentage of infants in WIC being breastfed, and increase the percentage of infants exclusively breastfed.

Strategy Description:

1. Certification within 3 days of hospital discharge. 2. Support exclusivity through education and support. 3. Referral to IBCLC if any factors

Level of Change:

Systems

Primary Focus Area:

Data Category Tag:

GCHD WIC

Estimated Implementation Date:

2018-02-12

Estimated Completion Date:

2019-02-12



Estimated Ease of Implementation:

Moderate

Estimated Cost of Implementation:

Low

Potential Community Benefit:

High

Research:

<https://www.cdc.gov/breastfeeding/data/facts.html> <https://www.acog.org/Clinical-Guidance-and-Publications/Committee-Opinions/Comr-breastfeeding-mothers> <https://www.ncbi.nlm.nih.gov/pmc/articles/PMC4936931/> <https://www.ncbi.nlm.nih.gov/pmc/articles/PMC35085>

- Select all
- Deselect all
- Copy
- CSV
- Excel
- JSON

Measurements	Target Goal	Status	Desired Trend	Contributor	January 2017	February 2017	March 2017	April 2017	Ma 20
State Qtrly % Incidence among infants(State Generated)		Active	Increase	State Office WIC	72			72	

GC Qtrly % Incidence among infants (State Generated)		Active	Increase	State Office WIC	61			55	
Qtrly Exclusivity State % (State Generated)		Active	Increase	State Office WIC	12			12	
Qtrly Exclusivity Garrett % (State Generated)		Active	Increase	State Office WIC	19			14	
State PE and BP									

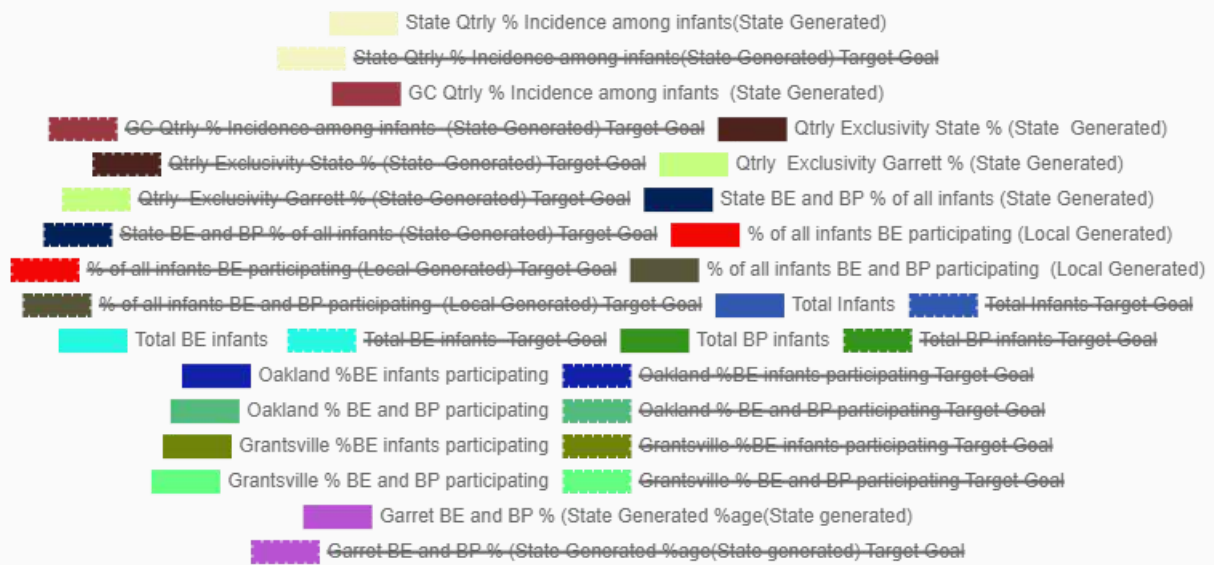
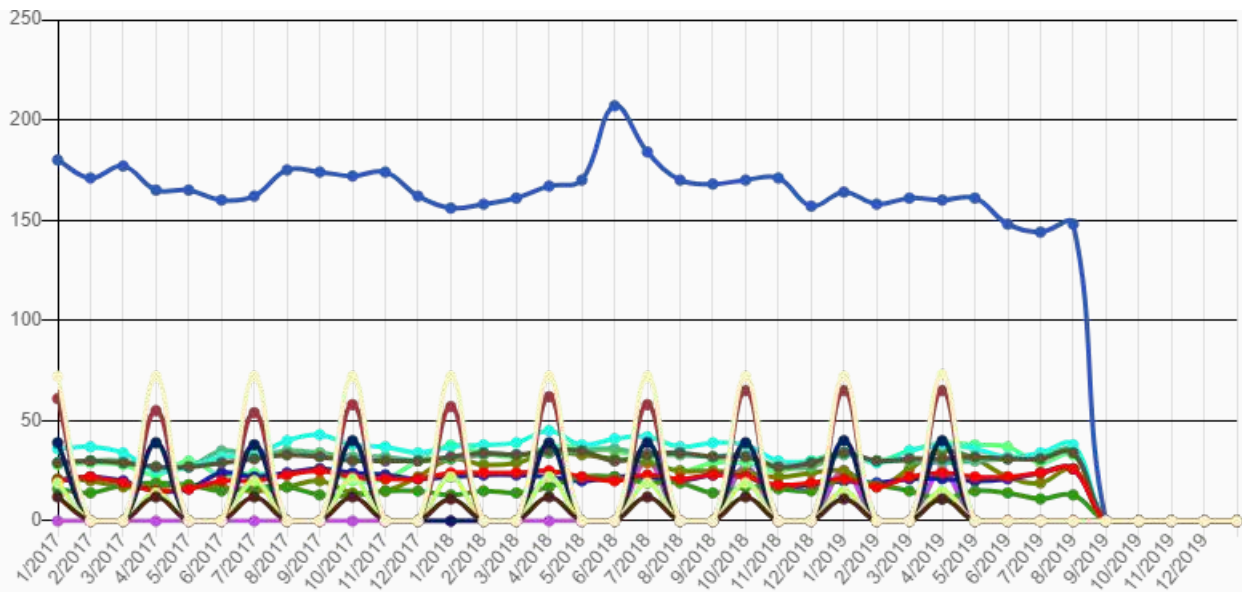
Showing 1 to 15 of 15 entries



Data Narrative

Statistics are generated from The Office of the Maryland WIC Program using a snapshot of caseload once a quarter (State Generated). Loc

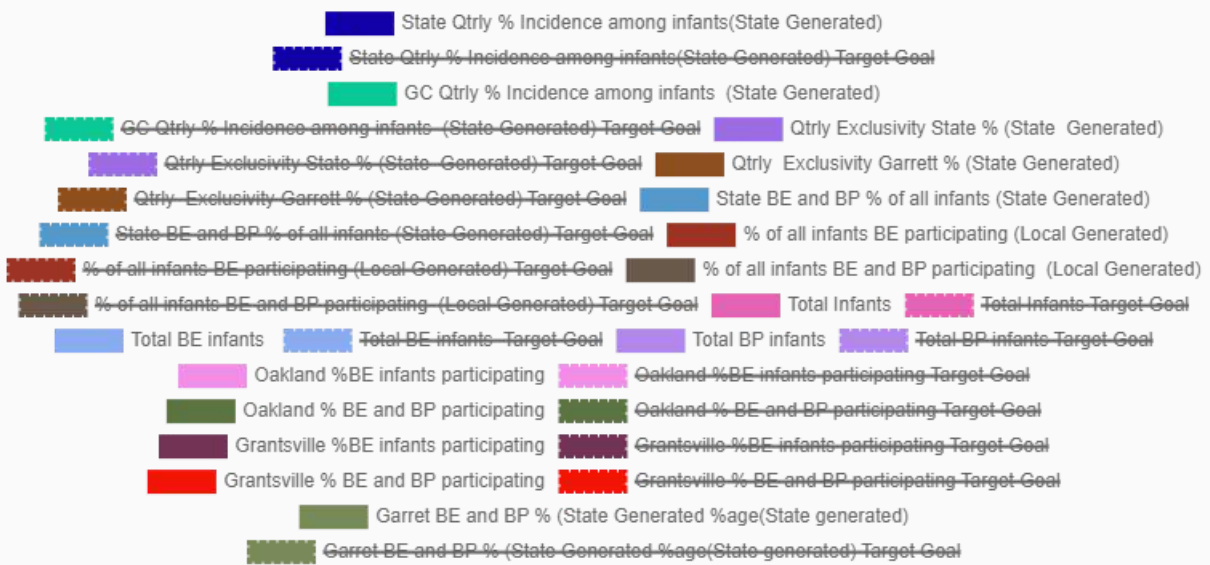
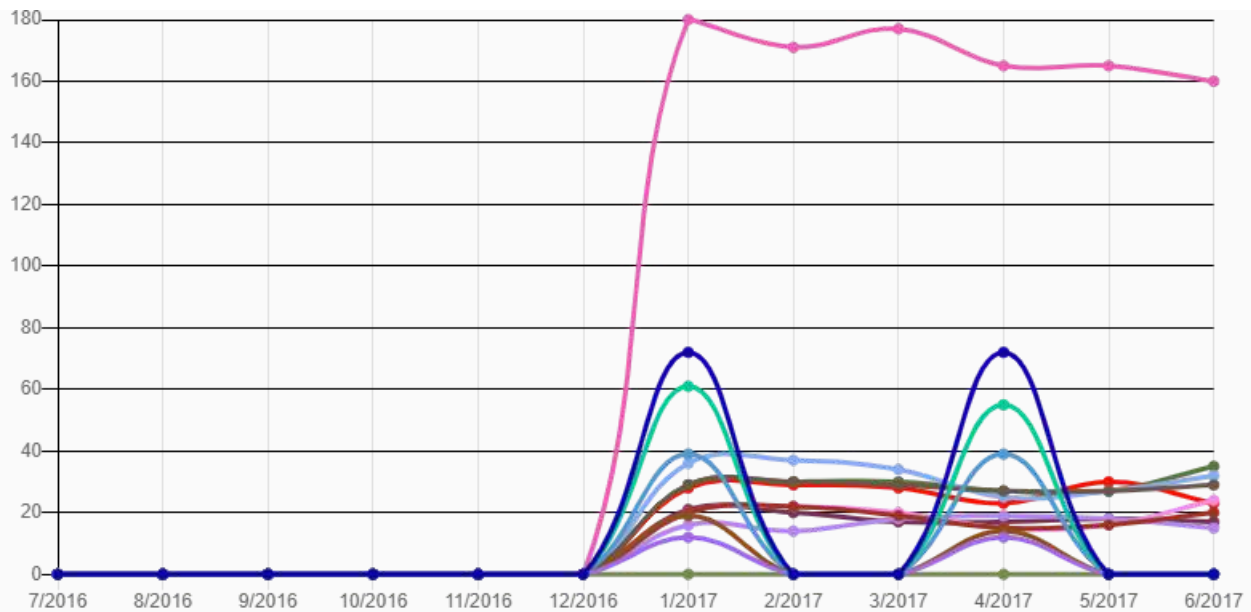
Scaled Data Visualization



Group Measures

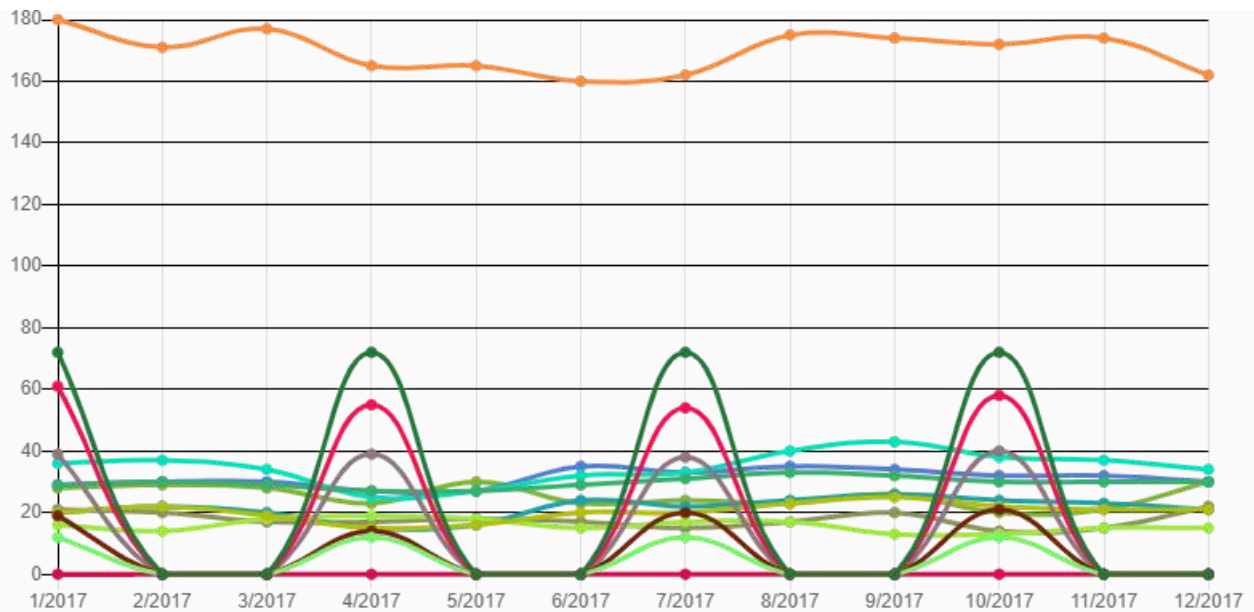
Fiscal Year 2017 Data Visualization (July-June)





Group Measures

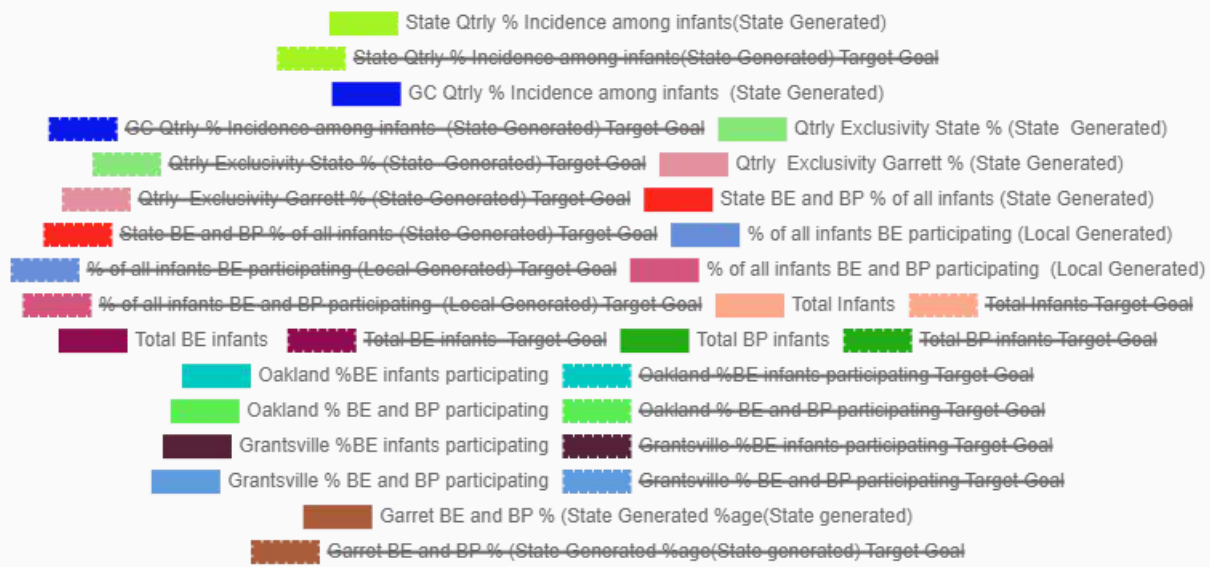
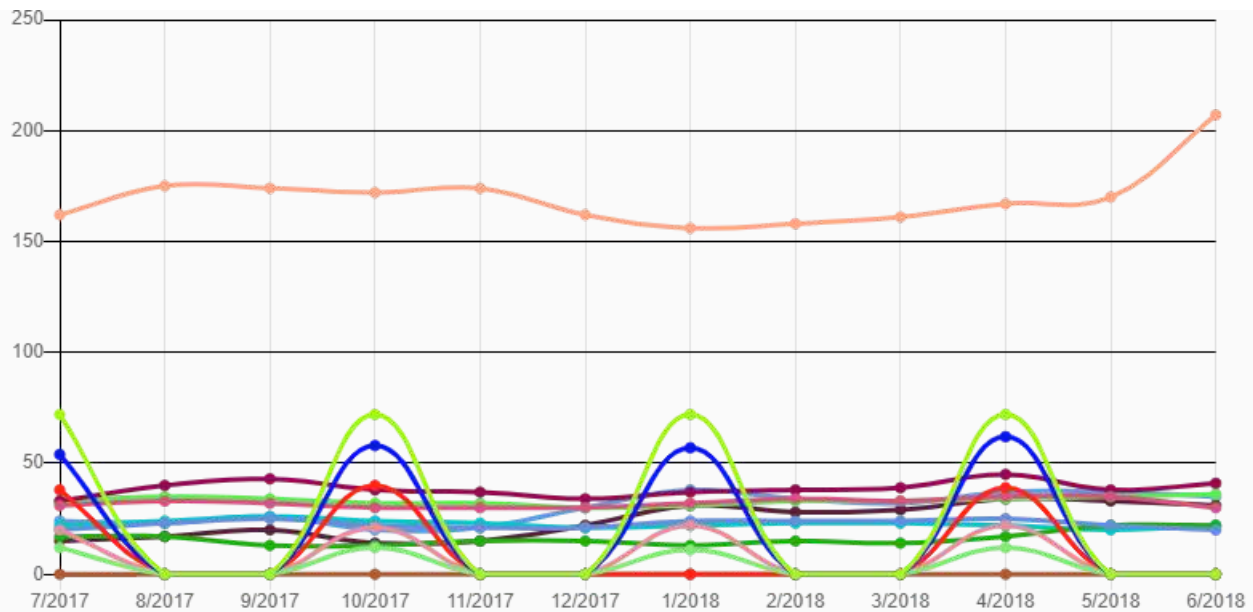
Calendar Year 2017 Data Visualization



Group Measures

Fiscal Year 2018 Data Visualization (July-June)

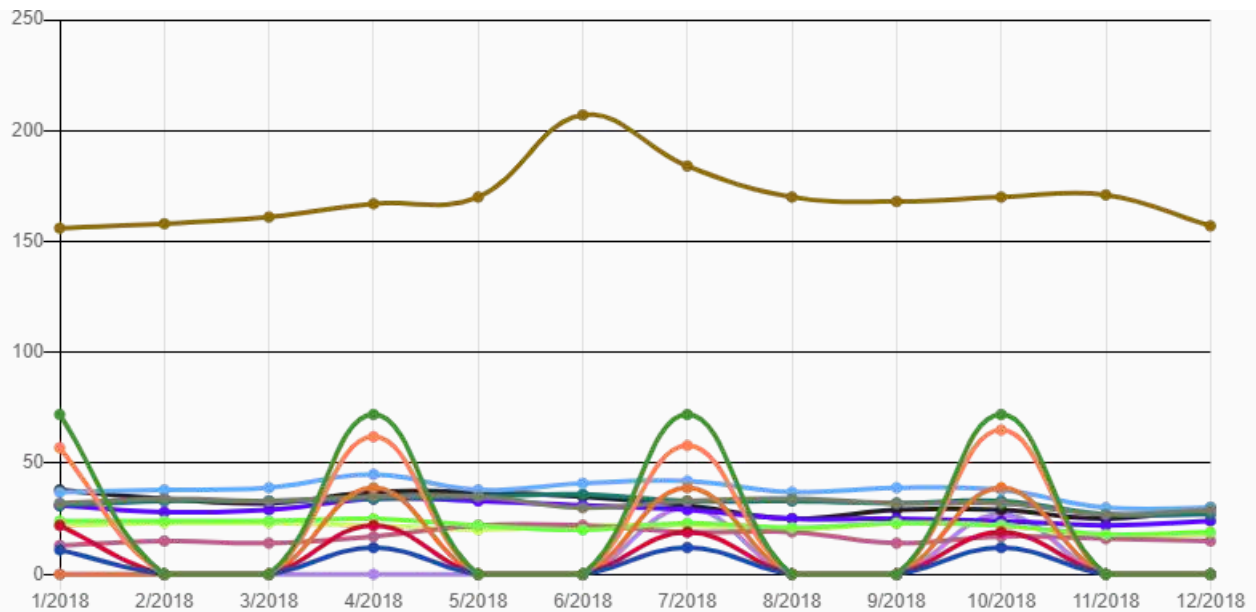




Group Measures

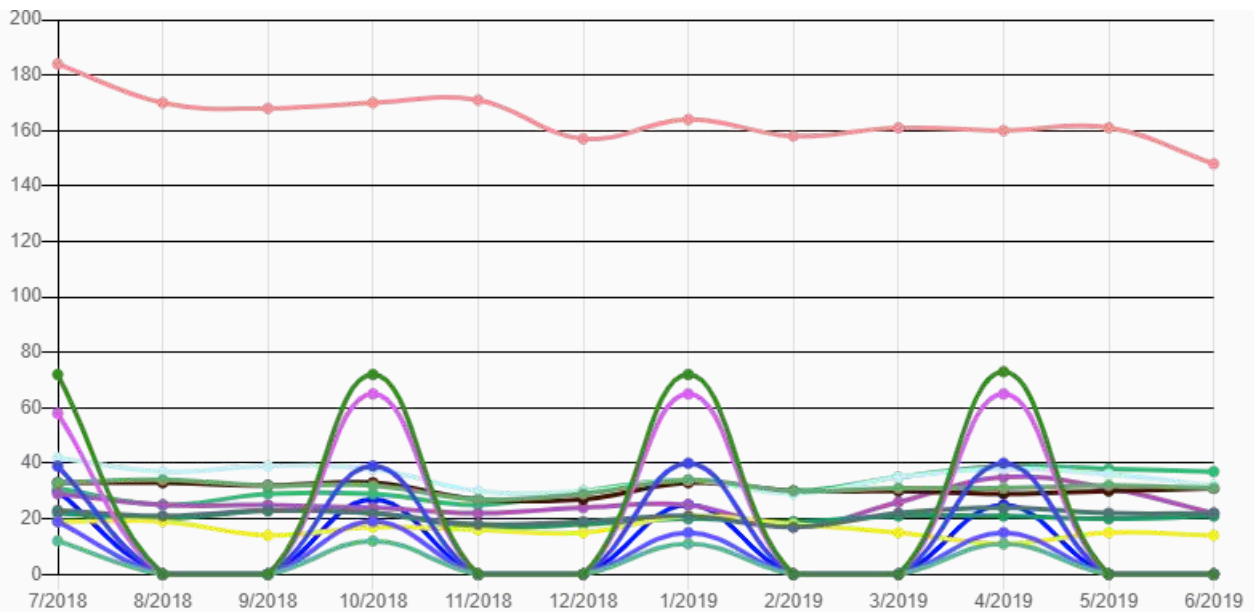
Calendar Year 2018 Data Visualization





Group Measures

Fiscal Year 2019 Data Visualization (July-June)

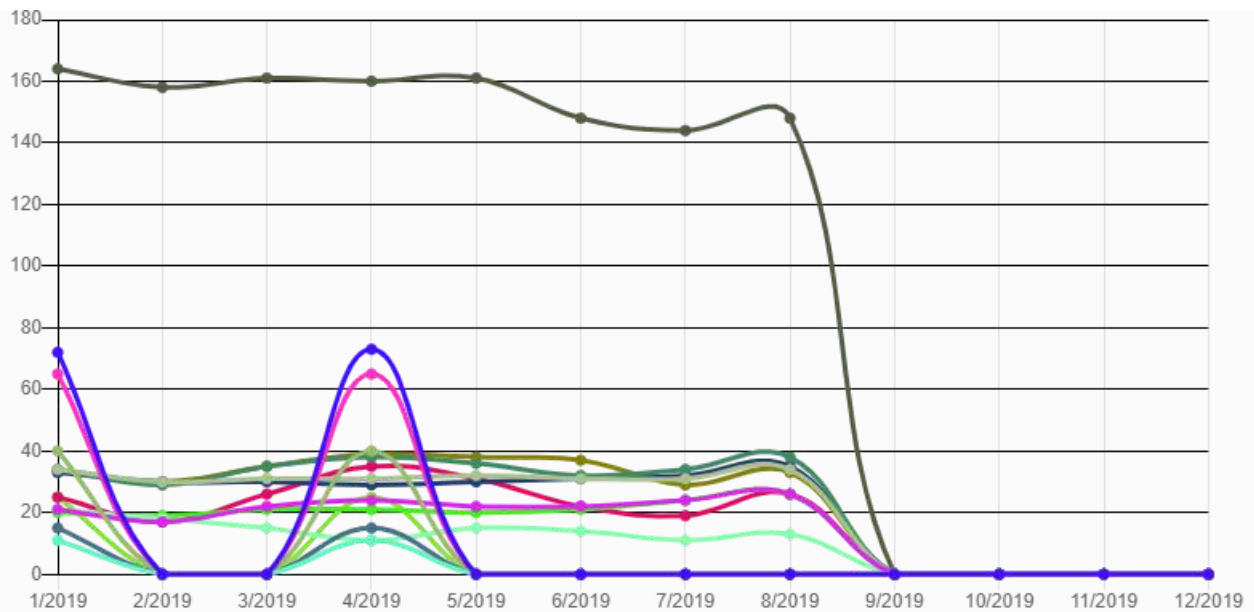


- State Qtrly % Incidence among infants(State Generated)
- State Qtrly % Incidence among infants(State Generated) Target Goal
- GC Qtrly % Incidence among infants (State Generated)
- GC Qtrly % Incidence among infants (State Generated) Target Goal
- Qtrly Exclusivity State % (State Generated)
- Qtrly Exclusivity State % (State Generated) Target Goal
- Qtrly Exclusivity Garrett % (State Generated)
- Qtrly Exclusivity Garrett % (State Generated) Target Goal
- State BE and BP % of all infants (State Generated)
- State BE and BP % of all infants (State Generated) Target Goal
- % of all infants BE participating (Local Generated)
- % of all infants BE participating (Local Generated) Target Goal
- % of all infants BE and BP participating (Local Generated)
- % of all infants BE and BP participating (Local Generated) Target Goal
- Total Infants
- Total Infants Target Goal
- Total BE infants
- Total BE infants Target Goal
- Total BP infants
- Total BP infants Target Goal
- Oakland %BE infants participating
- Oakland %BE infants participating Target Goal
- Oakland % BE and BP participating
- Oakland % BE and BP participating Target Goal
- Grantsville %BE infants participating
- Grantsville %BE infants participating Target Goal
- Grantsville % BE and BP participating
- Grantsville % BE and BP participating Target Goal
- Garret BE and BP % (State Generated %age(State generated))
- Garret BE and BP % (State Generated %age(State generated) Target Goal

Group Measures

Calendar Year 2019 Data Visualization





Group Measures

Last Modification

- Carol Bass edited this group on September 30, 2019.
- Carol Bass edited this group on September 30, 2019.
- Carol Bass edited this group on August 19, 2019.
- Carol Bass edited this group on August 05, 2019.
- Carol Bass edited this group on August 05, 2019.
- Carol Bass edited this group on July 30, 2019.
- Carol Bass edited this group on July 16, 2019.
- Carol Bass edited this group on June 12, 2019.
- Carol Bass edited this group on June 06, 2019.
- Carol Bass edited this group on May 30, 2019.
- Carol Bass edited this group on May 30, 2019.
- Carol Bass edited this group on April 25, 2019.

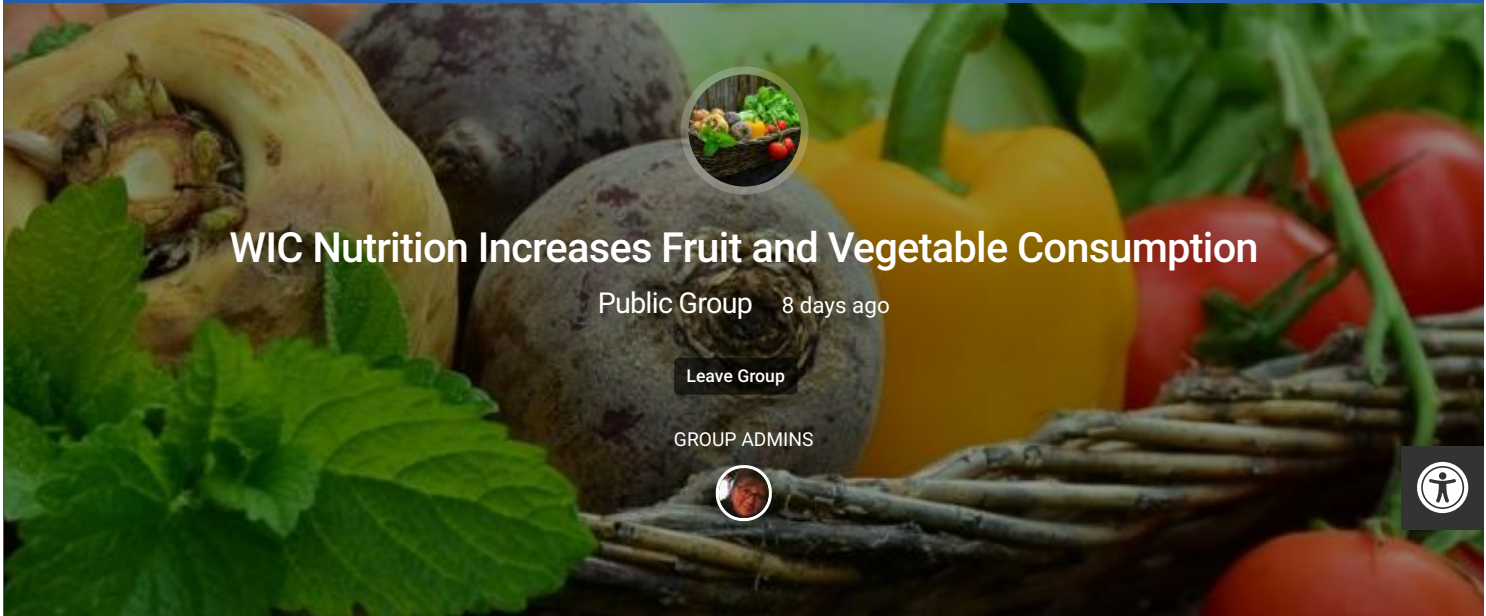


Carol Bass edited this group on April 25, 2019.
Carol Bass edited this group on April 25, 2019.
Carol Bass edited this group on April 25, 2019.
Carol Bass edited this group on April 01, 2019.
Carol Bass edited this group on April 01, 2019.
Carol Bass edited this group on March 04, 2019.
Carol Bass edited this group on January 24, 2019.
Carol Bass edited this group on January 14, 2019.
Carol Bass edited this group on January 14, 2019.
Carol Bass edited this group on December 18, 2018.
Carol Bass edited this group on December 18, 2018.
Carol Bass edited this group on November 19, 2018.
Carol Bass edited this group on October 24, 2018.
Carol Bass edited this group on October 24, 2018.
Carol Bass edited this group on October 17, 2018.
Carol Bass edited this group on October 17, 2018.
Carol Bass edited this group on September 18, 2018.
Carol Bass edited this group on August 16, 2018.
Carol Bass edited this group on July 24, 2018.
Carol Bass edited this group on July 13, 2018.
Carol Bass edited this group on July 13, 2018.
Carol Bass edited this group on July 13, 2018.
Carol Bass edited this group on July 13, 2018.
Carol Bass edited this group on June 19, 2018.
Carol Bass edited this group on June 06, 2018.
Carol Bass edited this group on May 23, 2018.
Carol Bass edited this group on May 22, 2018.



Contributing Community Participants

[Lacy Coffren](#), [Heather Cooper](#), [Karen George](#), [Tracy Savage](#), [Jenny](#), [Sarah Humberson](#), [Carrie Hook](#), [Tricia](#), [Christine](#), [Jennifer Lee-Steckman](#)



WIC Nutrition Increases Fruit and Vegetable Consumption

Public Group 8 days ago

Leave Group

GROUP ADMINS



Health Improvement Strategy

"WIC Nutrition Increases Fruit and Vegetable Consumption"

<https://mygarrettcounty.com/groups/wic-nutrition-increases-fruit-and-vegetable-consumption-1738748979/>

Goal:

Improve fruit and vegetable consumption in WIC Participants

Strategy Description:

Target nutrition education on importance and acceptance of fruits and vegetables in family diets. 1. Individual counseling with families du

Level of Change:

Programs

Primary Focus Area:

Data Category Tag:

GCHD WIC

Estimated Implementation Date:

2017-08-01

Estimated Completion Date:

2018-06-30



Estimated Ease of Implementation:

Moderate

Estimated Cost of Implementation:

Very Low

Potential Community Benefit:

High

Research:

Data pending, waiting for WIC Management Information System WOW(WIC on the Web) reporting on eWIC usage of fruit and vegetable ben

- Select all
- Deselect all
- Copy
- CSV
- Excel
- JSON

Measurements	Target Goal	Status	Desired Trend	Contributor	January 2017	February 2017	March 2017	April 2017	Ma 2017
--------------	-------------	--------	---------------	-------------	--------------	---------------	------------	------------	---------

% of respondents reporting daily fruit and vegetable consumption per day	100	Active	Increase	Carol B					
% of respondents reporting offering three servings of fruits and vegetables to	100	Active	Increase	Carol B					

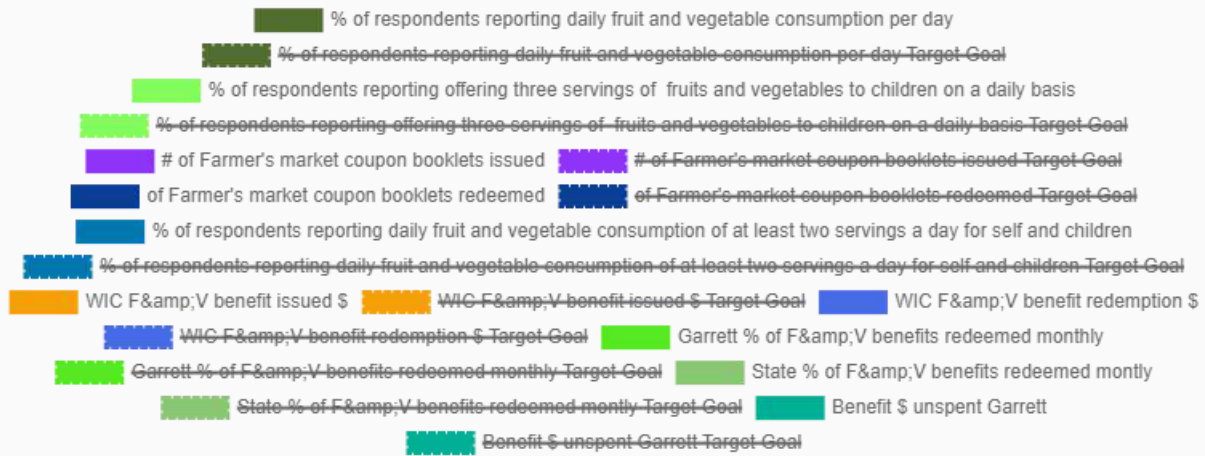
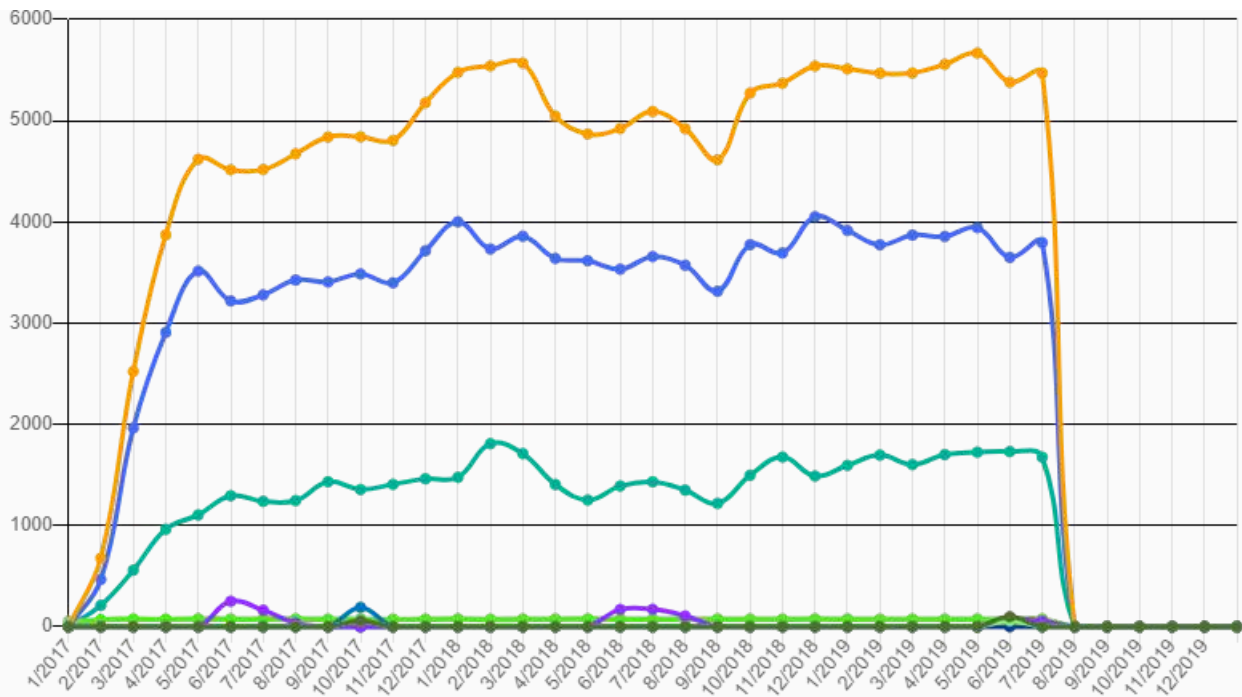
Showing 1 to 10 of 10 entries



Data Narrative

Measure #1, #2, and #5: from Annual Customer Service Survey administered to WIC Participants late fall. Measure #3 and #4 Issuance a Participants and Caregivers in Garrett County. 2019 survey had 184 respondents, conducted May, June and part of July 2019. Measures # generated Report derived from WOW (WIC on The Web Management information System). Currently available special request from State C with participants when in clinic and encouragement to use all benefits issued. General education on types of fruits and vegetables which r 2019 began a quarterly nutrition education program related to benefits of Canned, Frozen and Fresh Fruits and Vegetables. Following educ with general discussion and presentation of materials staff will review usage for each WIC family on usage history, and will explore with th

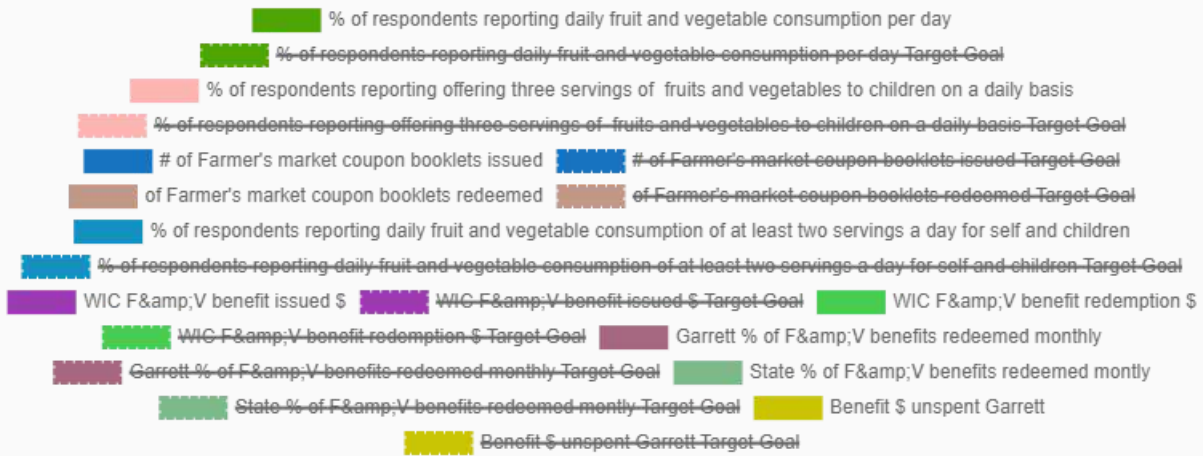
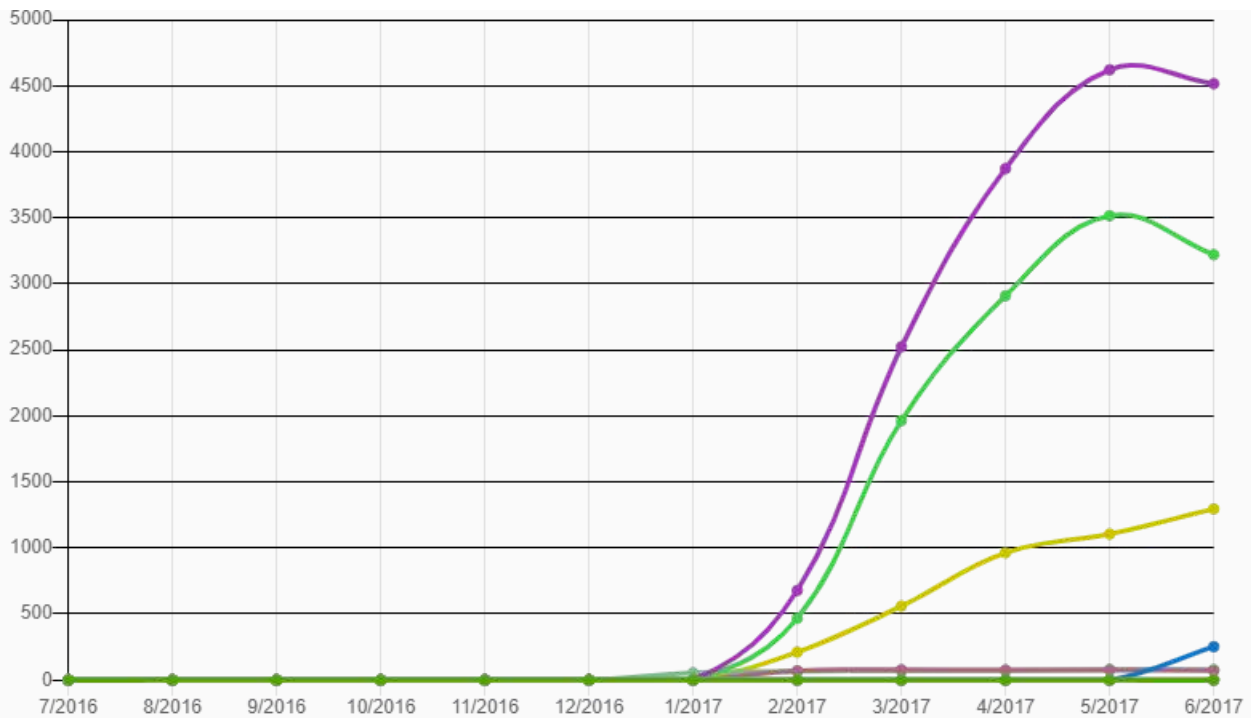
Scaled Data Visualization



Group Measures

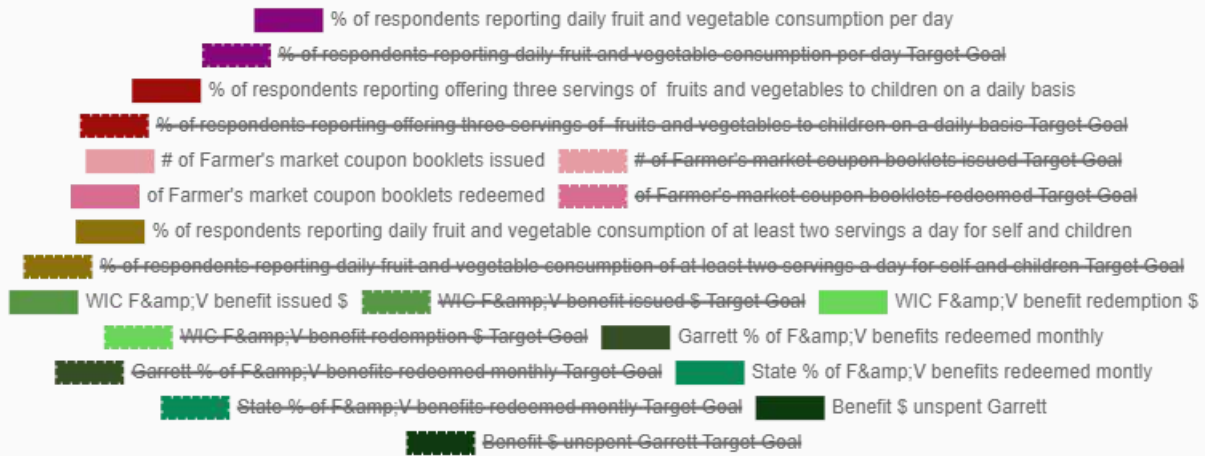
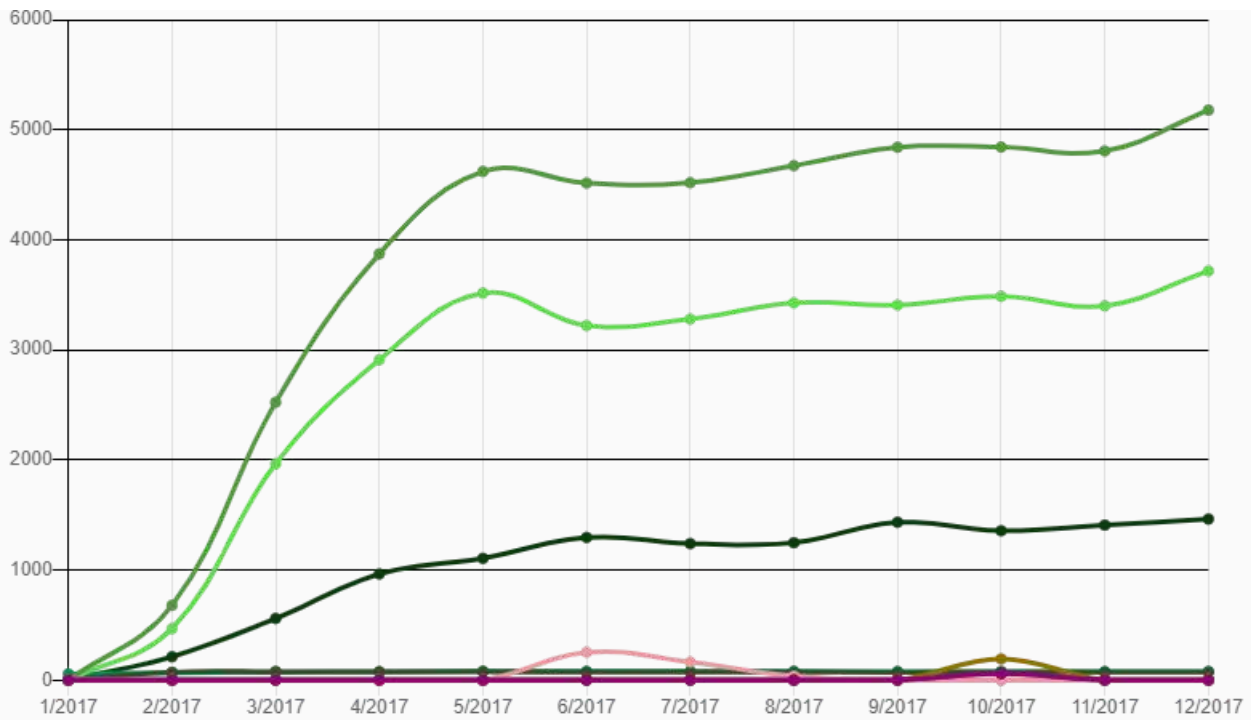
Fiscal Year 2017 Data Visualization (July-June)



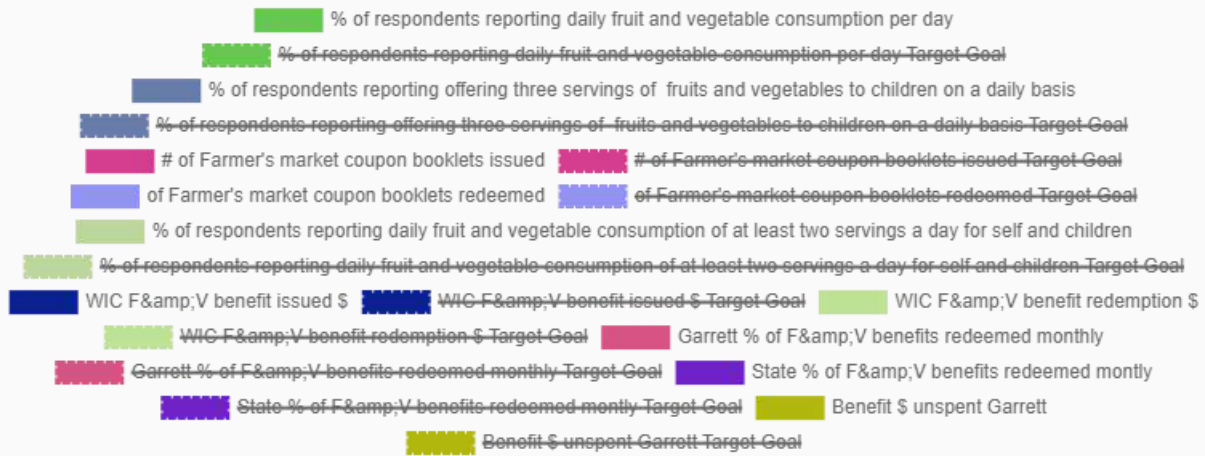
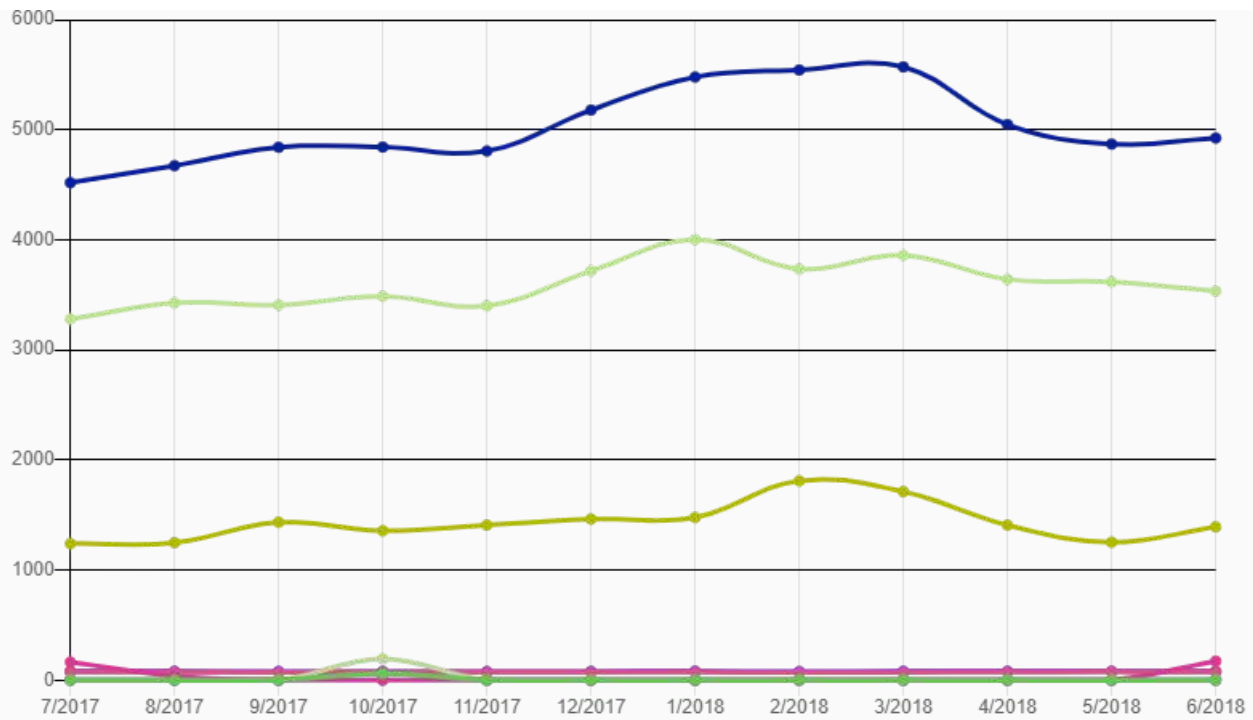


Group Measures

Calendar Year 2017 Data Visualization

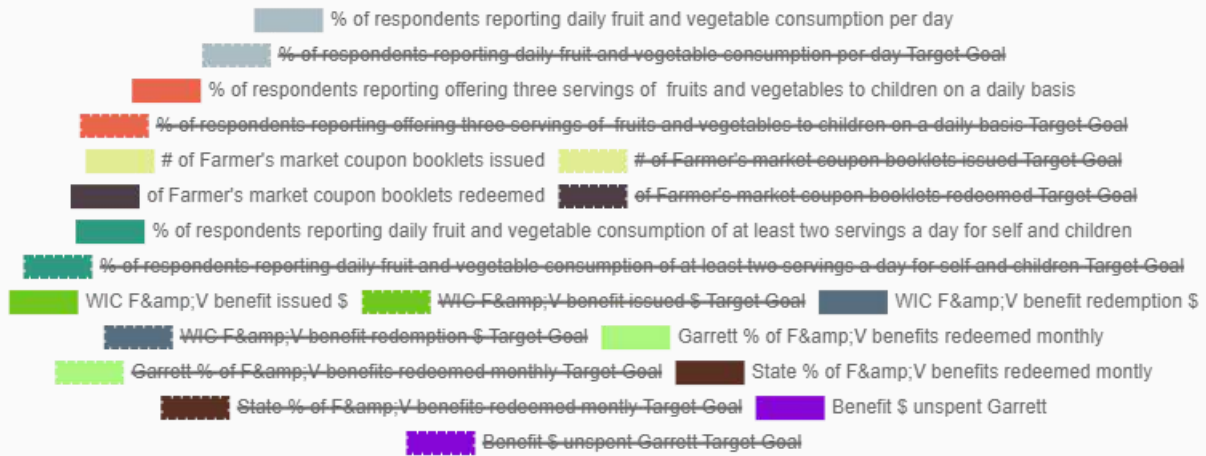
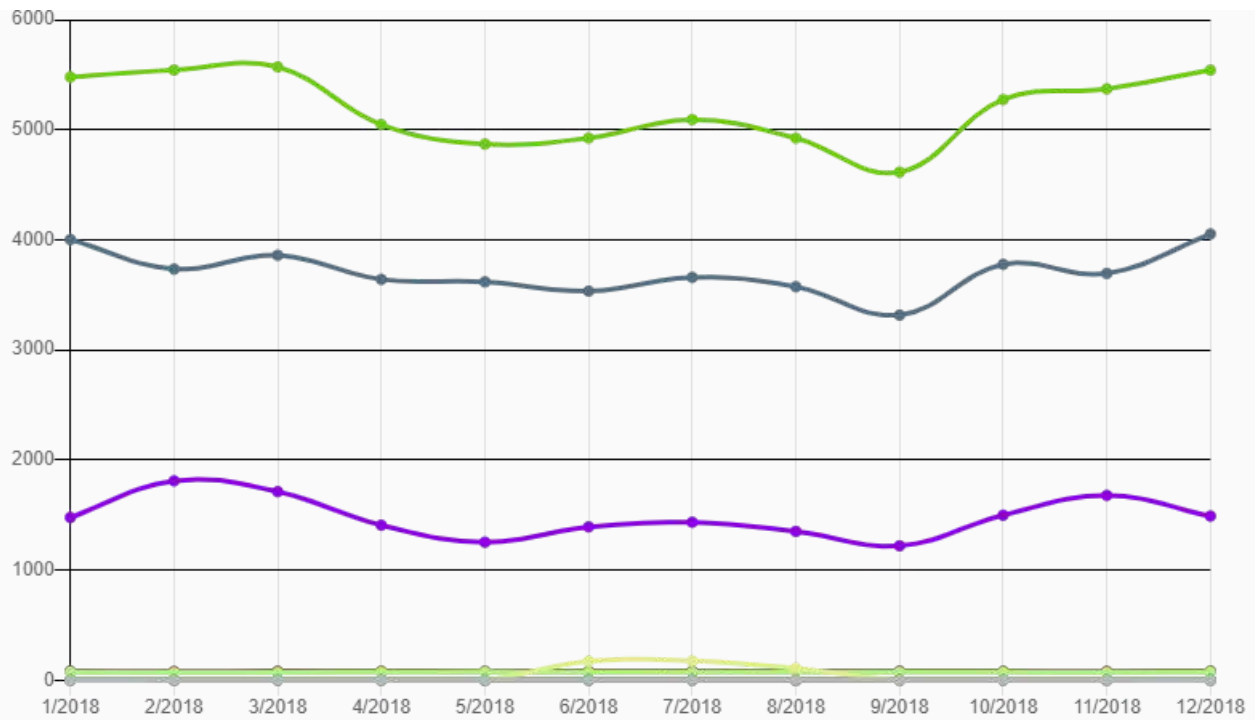


Fiscal Year 2018 Data Visualization (July-June)



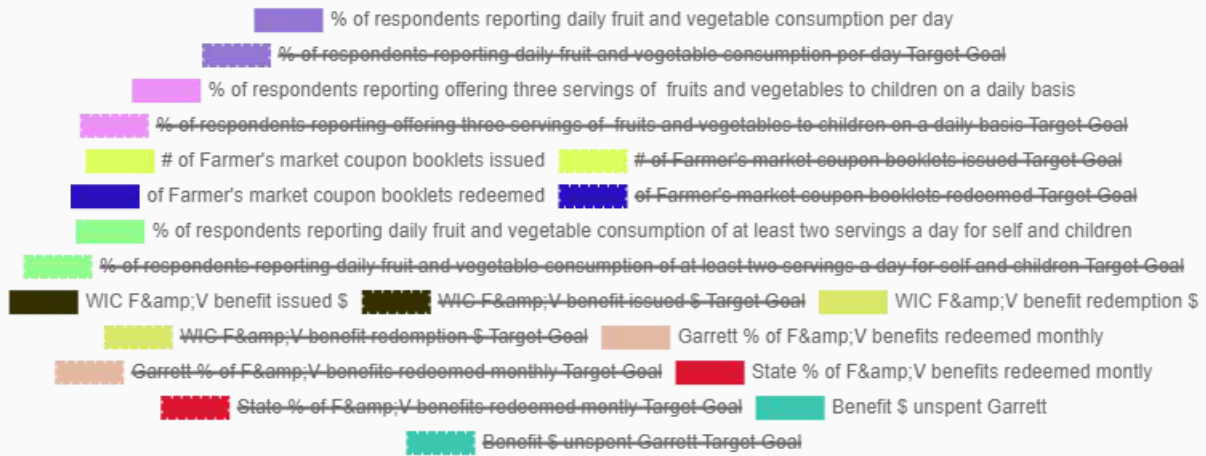
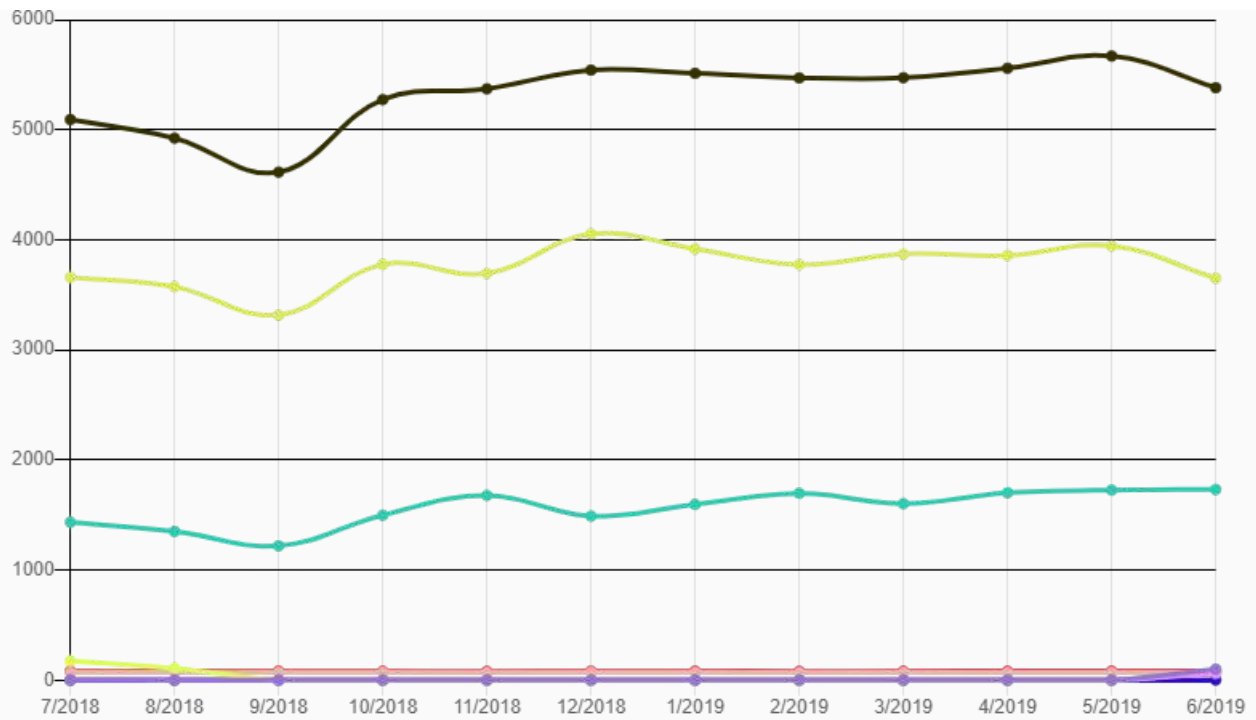
Group Measures

Calendar Year 2018 Data Visualization



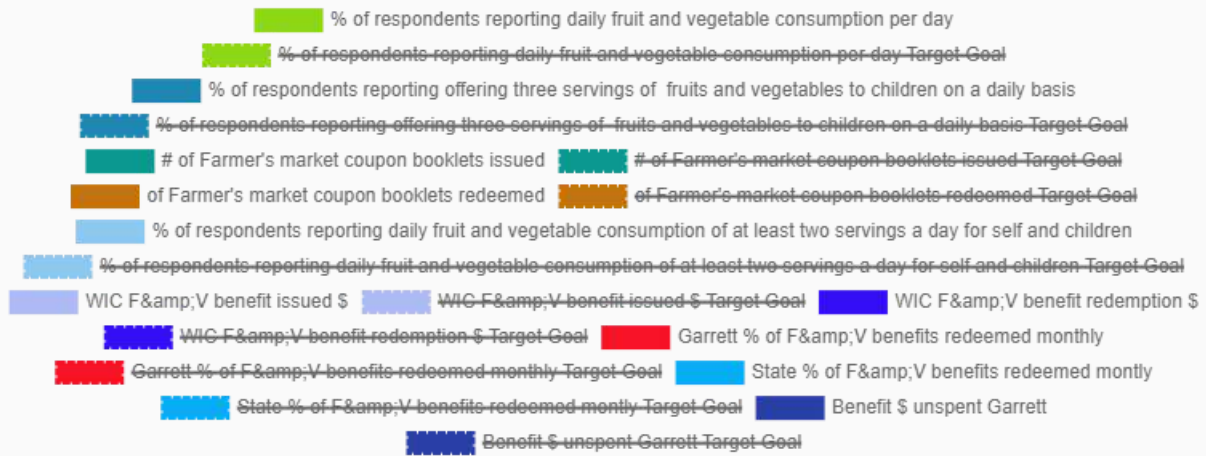
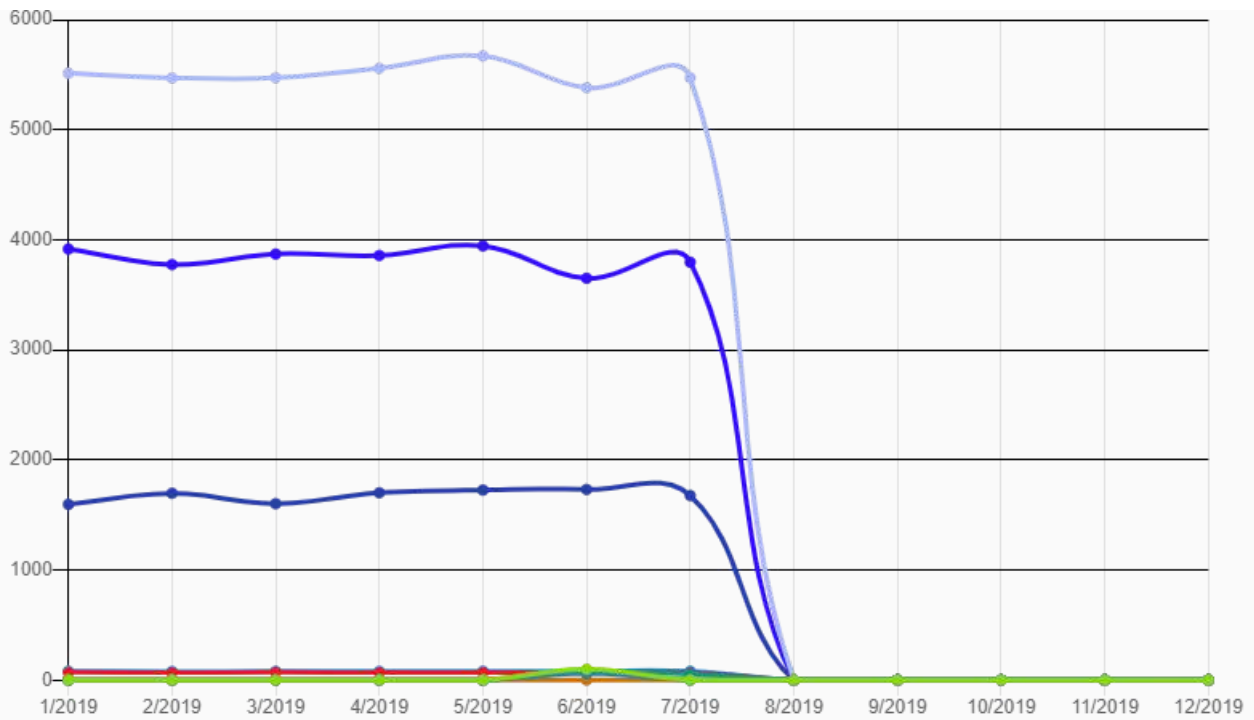
Group Measures

Fiscal Year 2019 Data Visualization (July-June)



Group Measures

Calendar Year 2019 Data Visualization



Group Measures

Last Modification

- Carol Bass edited this group on September 30, 2019.
- Carol Bass edited this group on September 30, 2019.
- Carol Bass edited this group on August 06, 2019.
- Carol Bass edited this group on July 22, 2019.
- Carol Bass edited this group on July 22, 2019.
- Carol Bass edited this group on July 22, 2019.
- Carol Bass edited this group on July 16, 2019.
- Carol Bass edited this group on July 10, 2019.
- Carol Bass edited this group on July 10, 2019.
- Carol Bass edited this group on July 10, 2019.
- Carol Bass edited this group on June 05, 2019.
- Carol Bass edited this group on June 05, 2019.



Carol Bass edited this group on June 05, 2019.
Carol Bass edited this group on May 16, 2019.
Carol Bass edited this group on April 25, 2019.
Carol Bass edited this group on March 29, 2019.
Carol Bass edited this group on March 04, 2019.
Carol Bass edited this group on January 17, 2019.
Carol Bass edited this group on January 17, 2019.
Carol Bass edited this group on November 13, 2018.
Carol Bass edited this group on October 23, 2018.
Carol Bass edited this group on September 10, 2018.
Carol Bass edited this group on September 06, 2018.
Carol Bass edited this group on August 16, 2018.
Carol Bass edited this group on August 16, 2018.
Carol Bass edited this group on August 01, 2018.
Carol Bass edited this group on June 06, 2018.
Shelley Argabrite edited this group on June 06, 2018.
Carol Bass edited this group on June 06, 2018.
Carol Bass edited this group on June 06, 2018.
Carol Bass edited this group on June 06, 2018.



Contributing Community Participants

[Tracy Savage](#), [Joseph Burger](#), [Jenny](#), [None](#), [Sarah Humberson](#), [jessica howard](#), [Cameron Pollock](#), [Carrie Hook](#), [Tricia](#), [Christine](#), [John Corbin](#)



WE'RE ECO-FRIENDLY!

The Garrett County 2020 Community Health Improvement Plan is now digital!

Download the full plan at:
mygarrettcounty.com

JOIN US!

PARTICIPATE IN THE
DISCUSSION ONLINE AT
MYGARRETTCOUNTY.COM



Public Health
Prevent. Promote. Protect.