

FY 2020/21 Key Achievements & Milestones

Lenovo

“Last quarter, we delivered our fastest growing quarter in almost a decade and closed the fiscal year with the new milestone of passing US\$60 billion in revenue and significant growth in profit to a new record. These historic highs were achieved by leveraging our core competencies of clear strategy, innovative products, operational excellence, and global-local model to meet the new needs in the New Normal. Looking forward, we will capture the huge growth opportunities created by the market trends of information consumption upgrade, infrastructure upgrade and application upgrade to drive long-term sustainable growth and ensure we can build an even smarter future in the years ahead.”

Yuanqing Yang
Lenovo Chairman and CEO

Fiscal Year 2020/21

Revenue in USD:

\$60.7B

Pre-Tax Income in USD:

\$1.8B

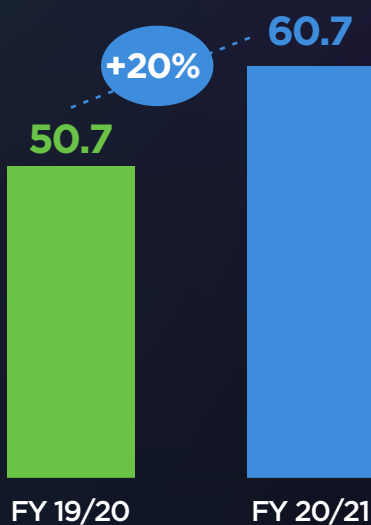
Net Income in USD:

\$1.2B

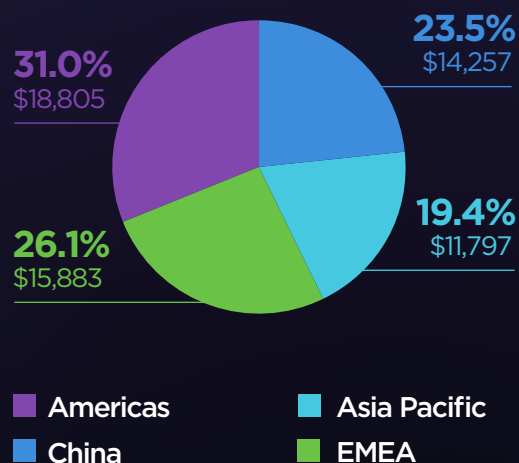
Earning per Share:

9.54 US Cents per share

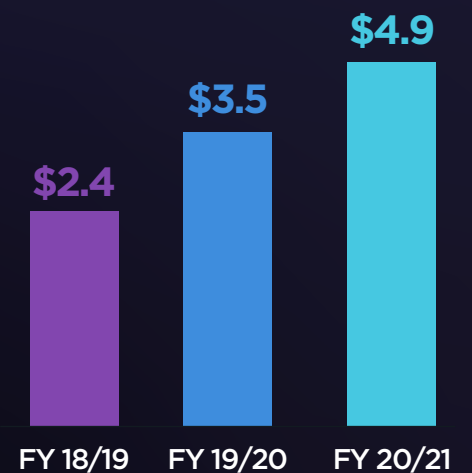
REVENUE US\$B



REVENUE ANALYSIS by Geography (US\$B)



SOFTWARE & SERVICES REVENUE (US\$B)



#1 WW PC Share of 23.8%

\$6.3B Data Center Group Record FY Revenue

Mobile Business Group FY Rev Growth Y/Y **9%**

TOP 25 Gartner Global Supply Chain Ranking

6.7% Record PC and Smart Devices Margin

5 Consecutive Quarters Data Center Group Revenue Outperforming Market

21% Latin America Mobile Business Group Mkt Share

TOP 100 Corporate Knights ESG Rankings