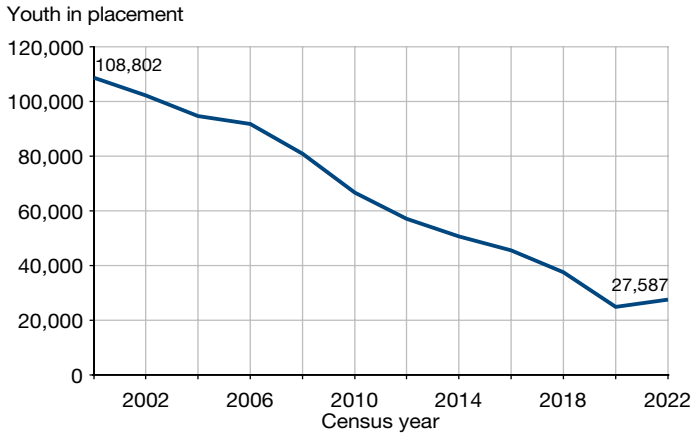


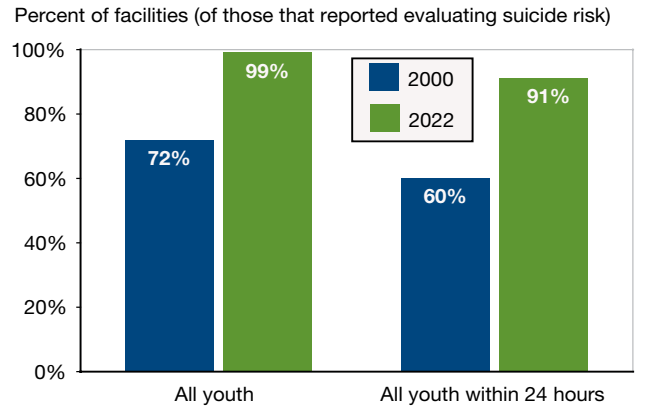
Highlights from the 2022 Juvenile Residential Facility Census

The proportion of facilities that evaluate youth for service needs increased

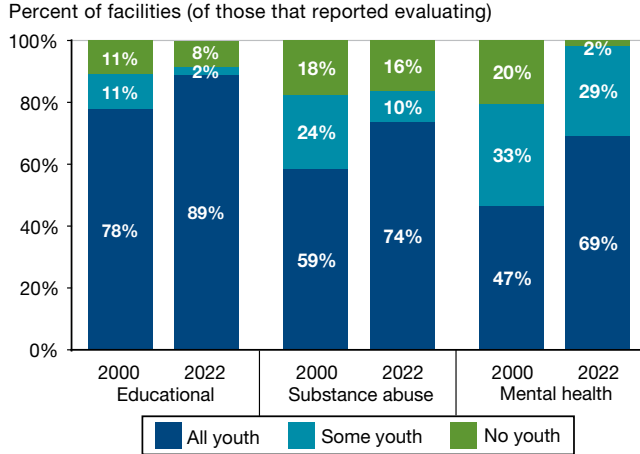
Despite a 10% increase in the number of youth in placement between 2020 and 2022, the number reported in 2022 was 75% below the number reported in 2000



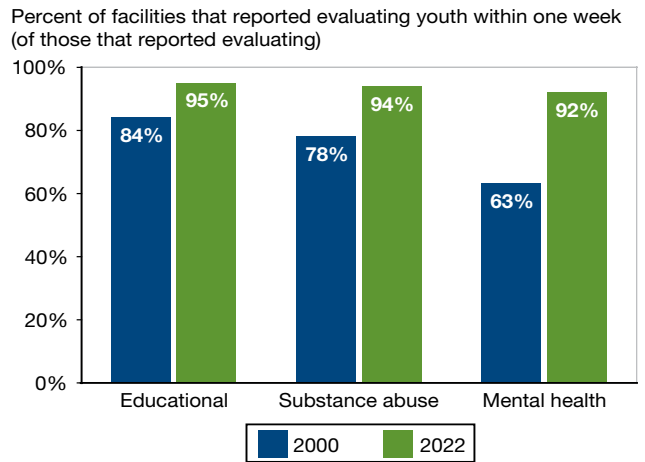
Of reporting facilities (1,277), nearly all (99%) said they evaluated all youth for suicide risk in 2022, a 27 percentage point increase since 2000



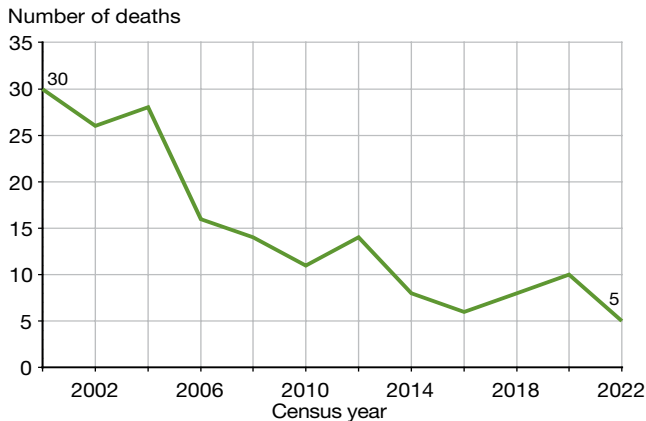
The proportion of facilities that evaluated all youth for service needs increased between 2000 and 2022



Over 90% of reporting facilities said they evaluated youth for service needs within one week of admission in 2022



In 2022, juvenile residential facilities reported the fewest number of deaths since 2000



Notes: This publication was prepared by Sarah Hockenberry, National Center for Juvenile Justice, under cooperative agreement #15PNIJ-22-GK-01121-TITL awarded by the National Institute of Justice with funding support from OJJDP. July 2024.

The COVID-19 pandemic had significant effects on all stages of the juvenile justice system, including juvenile residential facilities, which may have impacted the number of youth in residential placement reported in 2022 and the services they received.

Detail may not total 100% because of rounding.

Data source: Office of Juvenile Justice and Delinquency Prevention. *Juvenile Residential Facility Census*. Washington, DC: U.S. Census Bureau (producer).