



US00D784665S

(12) **United States Design Patent**
Yeh

(10) **Patent No.:** **US D784,665 S**

(45) **Date of Patent:** **** Apr. 25, 2017**

- (54) **TOE CAP FOR FOOTWEAR**
- (71) Applicant: **TBL Licensing LLC**, Wilmington, DE (US)
- (72) Inventor: **Thomas Yeh**, Newmarket, NH (US)
- (73) Assignee: **TBL Licensing LLC**, Stratham, NH (US)
- (**) Term: **15 Years**

1,902,780 A	4/1930	Holden et al.
1,885,327 A	11/1932	Burnham
2,300,681 A	11/1942	Margolin
2,437,065 A	3/1948	Austin
2,703,937 A	3/1955	McGinn
2,887,793 A	5/1959	Starr
2,966,684 A	1/1961	Bonin
3,044,188 A	7/1962	Evangelista
3,331,146 A	7/1967	Karras
4,137,653 A	2/1979	Famolare, Jr.
4,364,186 A	12/1982	Fukuoka

(Continued)

(21) Appl. No.: **29/529,466**

(22) Filed: **Jun. 8, 2015**

(51) **LOC (10) Cl.** **02-99**

(52) **U.S. Cl.**
USPC **D2/946; D2/972**

(58) **Field of Classification Search**
USPC D2/902, 906-908, 944, 946, 969,
D2/972-974, 976

CPC ... A43B 13/181; A43B 13/141; A43B 13/186;
A43B 13/188; A43B 23/00; A43B 23/02;
A43B 5/00; A43B 23/26; A43B 1/04;
A43B 11/14; A43B 7/00; A43C 1/00;
A43C 1/04; A43C 1/06

See application file for complete search history.

(56) **References Cited**

U.S. PATENT DOCUMENTS

RE632 E *	12/1858	Mitchell	A43B 23/08
				36/77 R
26,329 A *	11/1859	Silverthorn	A43B 23/086
				36/77 R
27,918 A	4/1860	McEwen		
682,182 A	9/1901	Ellings		
757,424 A	4/1904	Vohl		
1,125,134 A	1/1915	Lee		
1,211,542 A	1/1917	Carolin		
1,213,941 A	1/1917	Patrick		
1,335,273 A	3/1920	Bruce		
1,476,127 A	12/1923	Williams		

FOREIGN PATENT DOCUMENTS

CN	201790070 U	4/2011
DE	9016134	2/1991

(Continued)

OTHER PUBLICATIONS

International Search Report for Application No. PCT/US2016/036455 dated Sep. 21, 2016.

Primary Examiner — Dominic Simone
(74) *Attorney, Agent, or Firm* — Lerner, David, Littenberg, Krumholz & Mentlik, LLP

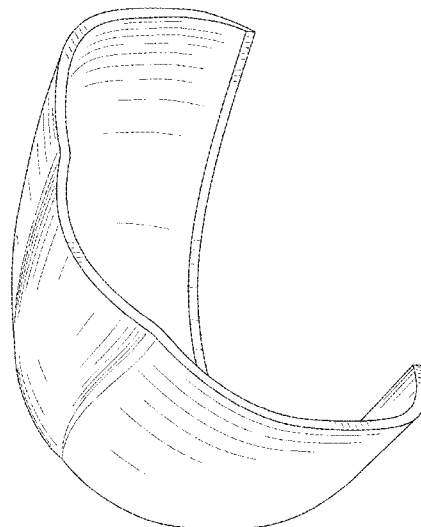
(57) **CLAIM**

The ornamental design for a toe cap for footwear, as shown and described.

DESCRIPTION

FIG. 1 is a perspective view of my toe cap, according to the design;
FIG. 2 is a back view thereof;
FIG. 3 is a front view thereof;
FIG. 4 is a left view thereof;
FIG. 5 is a right view thereof;
FIG. 6 is a top view thereof; and,
FIG. 7 is a bottom view thereof.

1 Claim, 4 Drawing Sheets



(56)

References Cited

U.S. PATENT DOCUMENTS

4,476,600 A 10/1984 Seidel et al.
 4,485,568 A 12/1984 Landi et al.
 D287,065 S 12/1986 Austin
 4,742,625 A 5/1988 Sydor et al.
 5,014,363 A 5/1991 Hubner
 5,044,096 A 9/1991 Polegato
 5,086,572 A 2/1992 Lee
 5,295,312 A 3/1994 Blumberg et al.
 5,339,545 A 8/1994 Paris
 5,357,689 A 10/1994 Awai
 5,365,677 A 11/1994 Dalhgren
 5,511,323 A 4/1996 Dalhgren
 5,526,584 A 6/1996 Bleimhofer et al.
 5,551,172 A 9/1996 Yu
 5,606,806 A 3/1997 O'Dwyer
 D389,996 S 2/1998 Sessa
 5,799,413 A 9/1998 Argyris
 5,809,665 A 9/1998 Suenaga
 5,809,666 A * 9/1998 Harwood A43B 23/087
 36/72 R
 5,832,633 A * 11/1998 Wang A43B 23/086
 36/77 M
 5,860,225 A 1/1999 O'Dwyer
 6,012,236 A 1/2000 Pozzobon et al.
 6,014,823 A 1/2000 Lakic
 6,018,819 A 2/2000 King et al.
 6,228,477 B1 5/2001 Klare et al.
 6,367,170 B1 * 4/2002 Williams A43B 23/086
 36/77 M
 6,381,876 B2 5/2002 Krajcir
 6,410,084 B1 6/2002 Klare et al.

D473,046 S * 4/2003 Schroeder D2/972
 D473,705 S * 4/2003 Nason D2/972
 6,547,751 B1 4/2003 Barberio et al.
 D485,020 S 1/2004 Yake et al.
 6,676,993 B2 1/2004 Klare
 D493,275 S * 7/2004 Koyess D2/946
 6,817,112 B2 11/2004 Berger et al.
 6,854,603 B2 2/2005 Klare
 D517,306 S * 3/2006 Hoeft D2/972
 D522,223 S * 6/2006 Murphy D2/972
 7,818,895 B2 10/2010 Boone et al.
 D669,667 S * 10/2012 Sakurai D2/946
 2002/0120977 A1 9/2002 Smith
 2004/0111918 A1 6/2004 Van Noy et al.
 2004/0221482 A1 11/2004 Berger et al.
 2005/0028405 A1 2/2005 Wilson et al.

FOREIGN PATENT DOCUMENTS

EP 0350611 1/1990
 EP 0353430 2/1990
 EP 042 556 5/1991
 EP 0458174 11/1991
 EP 0732067 9/1996
 EP 0800777 10/1997
 EP 0910964 12/2000
 EP 1118280 1/2002
 EP 2220955 A1 8/2010
 EP 2740379 A1 6/2014
 FR 1310482 11/1962
 GB 191514398 2/1916
 WO 0051457 9/2000
 WO 2008082449 A2 7/2008

* cited by examiner

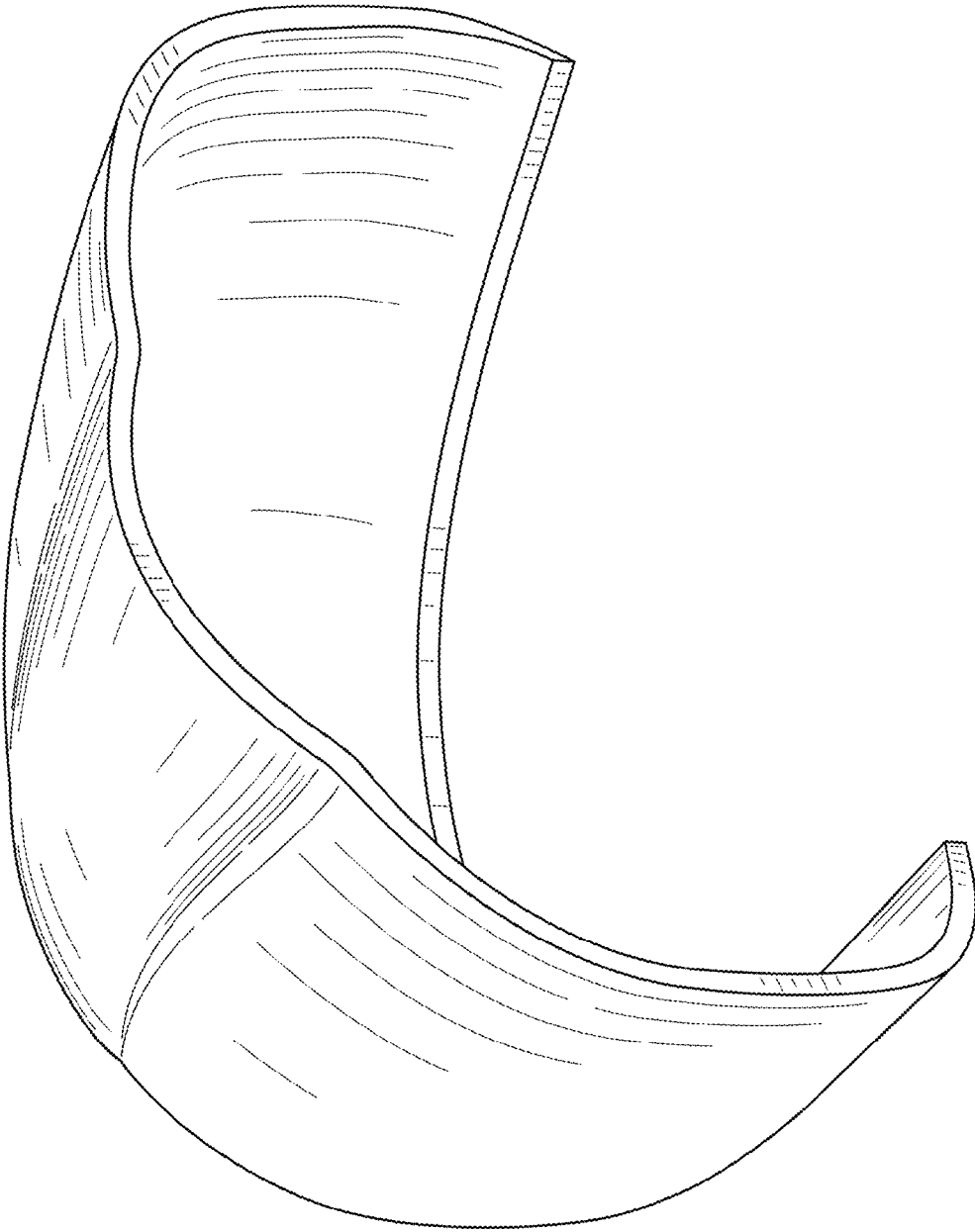


FIG. 1

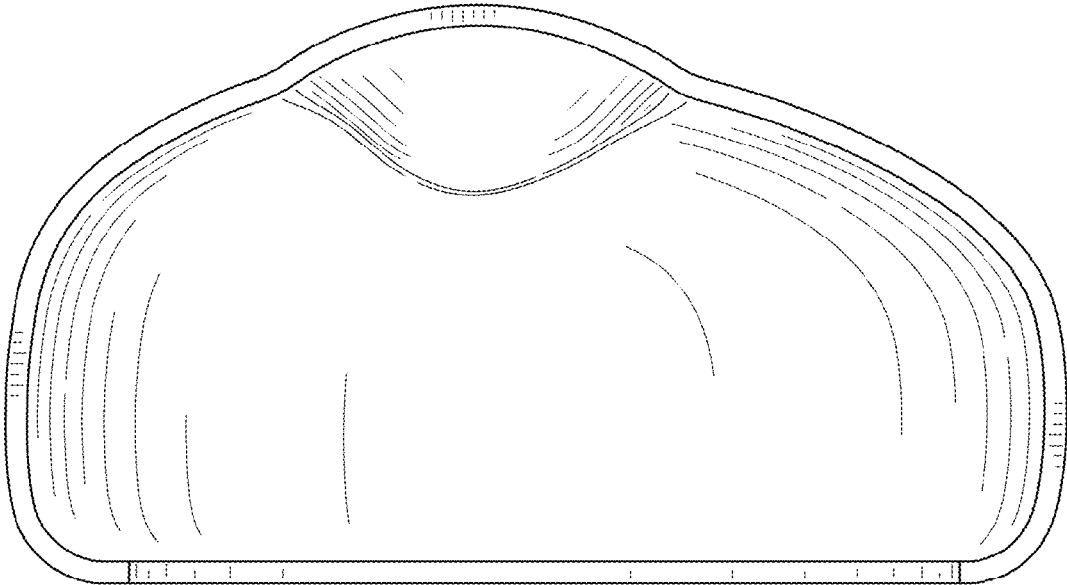


FIG. 2

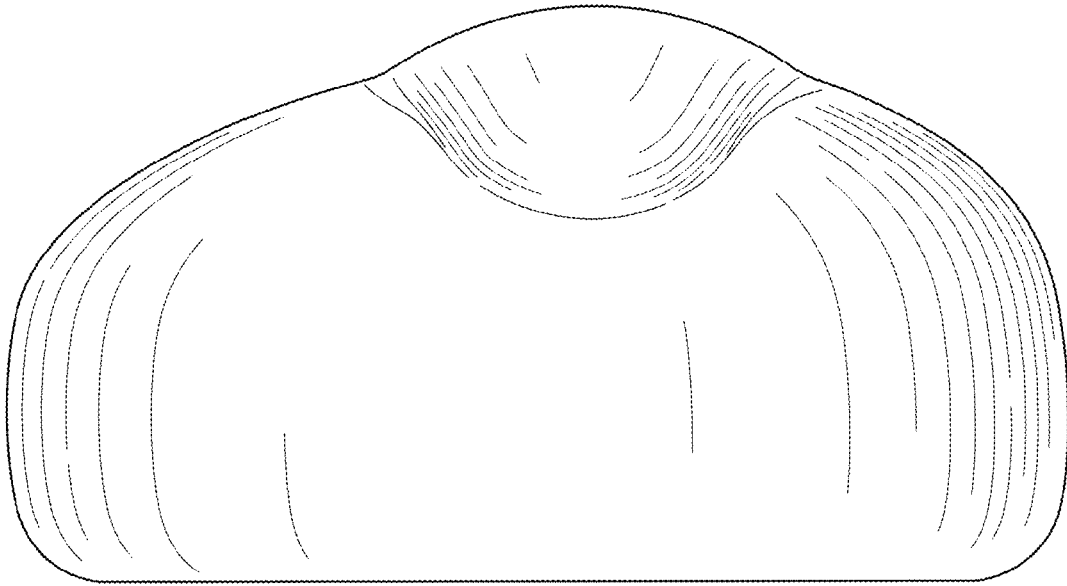


FIG. 3

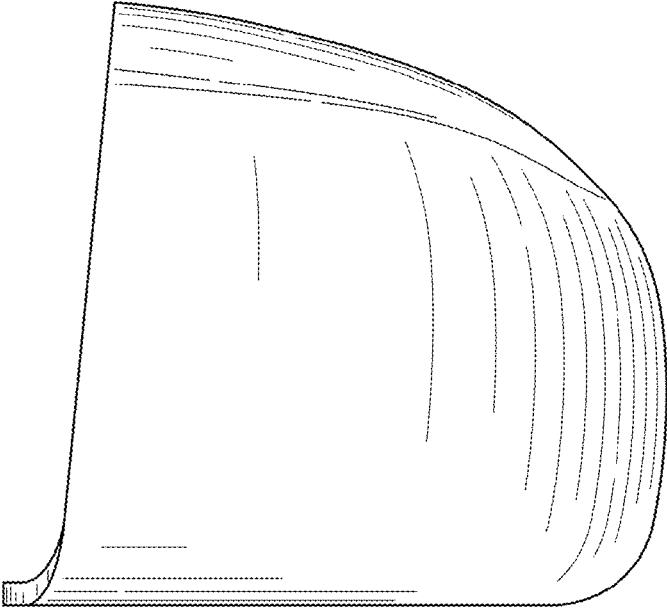


FIG. 4

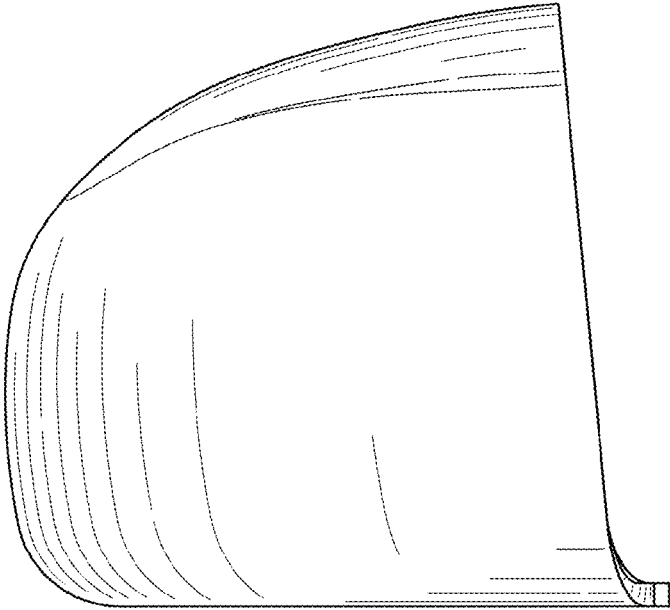


FIG. 5

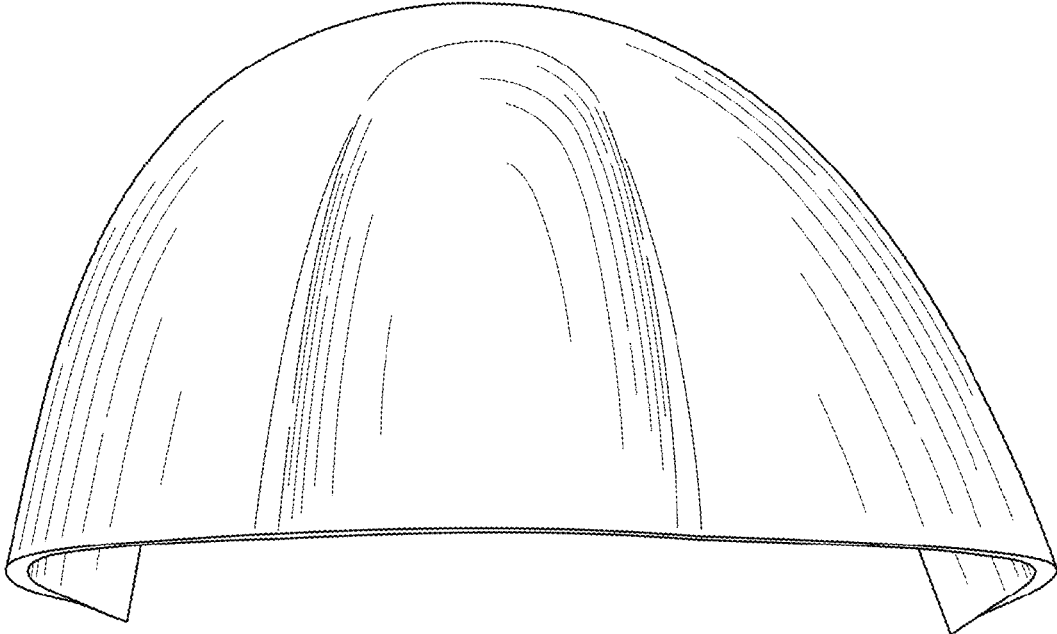


FIG. 6

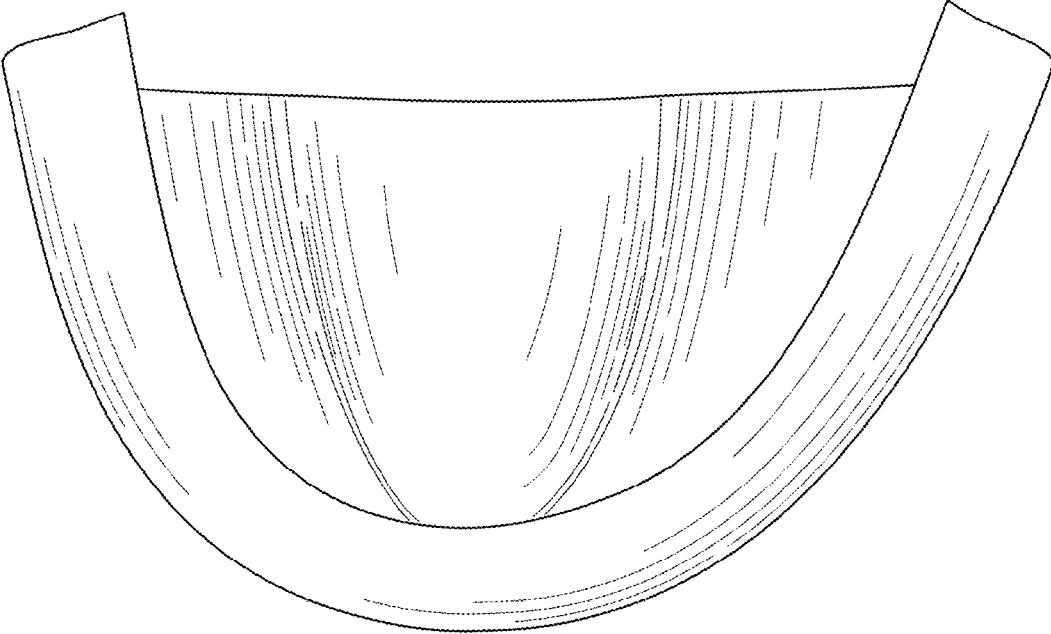


FIG. 7