



(12) **United States Design Patent**
Omata et al.

(10) **Patent No.:** **US D944,269 S**
(45) **Date of Patent:** **** Feb. 22, 2022**

(54) **DIGITAL CAMERA DISPLAY SCREEN
HAVING A GRAPHICAL USER INTERFACE**

Primary Examiner — Jack Reickel
(74) *Attorney, Agent, or Firm* — Studebaker & Brackett
PC

(71) Applicant: **FUJIFILM Corporation**, Tokyo (JP)

(72) Inventors: **Takeharu Omata**, Saitama (JP);
Toshiaki Nagai, Saitama (JP)

(57) **CLAIM**

The ornamental designs for a digital camera display screen having a graphical user interface, as shown and described.

(73) Assignee: **FUJIFILM Corporation**, Tokyo (JP)

(**) Term: **15 Years**

DESCRIPTION

(21) Appl. No.: **29/725,929**

(22) Filed: **Feb. 27, 2020**

(30) **Foreign Application Priority Data**

Aug. 30, 2019 (JP) 2019-019459

Aug. 30, 2019 (JP) 2019-019460

(51) **LOC (13) Cl.** **14-04**

(52) **U.S. Cl.**
USPC **D14/486**

(58) **Field of Classification Search**
USPC D14/485–495

(Continued)

(56) **References Cited**

U.S. PATENT DOCUMENTS

D427,203 S * 6/2000 Chatfield D14/485

D450,710 S * 11/2001 Yoshioka D14/486

(Continued)

FOREIGN PATENT DOCUMENTS

JP 1508688 S 10/2014

OTHER PUBLICATIONS

“Split Camera—Clone Yourself help video” Sep. 17, 2013, YouTube, site visited Jun. 16, 2021: <https://www.youtube.com/watch?v=id0cCA6B4I0> (Year: 2013).*

(Continued)

FIG. 1 is a rear, top, and left side perspective view of a first embodiment of a digital camera display screen having a graphical user interface, showing the new design;

FIG. 2 is a front view thereof;

FIG. 3 is a rear view thereof;

FIG. 4 is a top view thereof;

FIG. 5 is a left side view thereof;

FIG. 6 is an enlarged view of the first image of the graphical user interface shown on the digital camera display screen;

FIG. 7 is an enlarged view of the second image of the graphical user interface shown on the digital camera display screen;

FIG. 8 is a rear, top, and left side perspective view of a second embodiment of a digital camera display screen having a graphical user interface, showing the new design;

FIG. 9 is a front view thereof;

FIG. 10 is a rear view thereof;

FIG. 11 is a top view thereof;

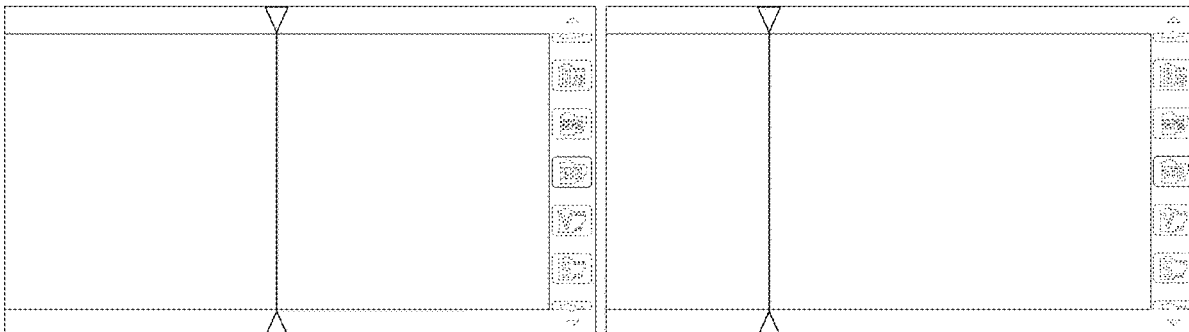
FIG. 12 is a left side view thereof;

FIG. 13 is an enlarged view of the first image of the graphical user interface shown on the digital camera display screen; and,

FIG. 14 is an enlarged view of the second image of the graphical user interface shown on the digital camera display screen.

The appearance of the transitional image sequentially transitions between the images shown in FIG. 6-7 and FIG. 13-14. The process or period in which one image transitions to another image forms no part of the claimed design. This process or period forms no part of the claimed design.

(Continued)



The broken lines in the drawings illustrate portions of the digital camera and the digital camera display screen having the graphical user interface that form no part of the claimed design.

1 Claim, 14 Drawing Sheets

- (58) **Field of Classification Search**
 CPC G06F 3/048; G06F 3/0481; G06F 3/04817;
 G06F 3/0482; G06F 3/0483; G06F
 3/04842; G06F 3/0485; G06F 3/04855;
 G06F 3/0486; G06F 3/0488; G06F
 3/04886; G06F 9/4443; G06F 17/211;
 G06F 17/212
 See application file for complete search history.

(56) **References Cited**

U.S. PATENT DOCUMENTS

D477,327 S * 7/2003 Emig D14/486
 D539,808 S * 4/2007 Cummins D14/486
 D540,339 S * 4/2007 Cummins D14/486
 D573,600 S * 7/2008 Kaminaga D14/486
 D580,448 S * 11/2008 Jasinski D14/486
 D582,425 S * 12/2008 Edwards D14/486
 D615,547 S * 5/2010 Weary D14/485
 D615,988 S * 5/2010 Weary D14/485
 D629,809 S * 12/2010 Weary D14/485
 7,864,978 B2 * 1/2011 Anthony G06F 16/54
 382/100
 D664,988 S * 8/2012 Gleasman D14/488
 D687,045 S * 7/2013 Plitkins D14/485
 D701,866 S * 4/2014 Pearson D14/485
 D704,726 S * 5/2014 Maxwell D14/486
 D705,244 S * 5/2014 Arnold D14/486
 D719,187 S * 12/2014 Arnold D14/488
 D724,604 S * 3/2015 Ishimoto D14/485
 D754,701 S * 4/2016 Seo D14/486
 D759,705 S * 6/2016 Arroyo D14/488
 D765,700 S * 9/2016 Federighi D14/486
 D767,613 S * 9/2016 Bauer D14/486
 D768,643 S * 10/2016 Miyakawa D14/485
 D768,658 S * 10/2016 Osotio D14/485

D777,752 S * 1/2017 Heller D14/486
 D783,043 S * 4/2017 Hosaka D14/488
 D784,393 S * 4/2017 Federighi D14/486
 D786,271 S * 5/2017 Randon D14/485
 D788,795 S * 6/2017 Lee D14/486
 D791,156 S * 7/2017 Chen D14/486
 D797,138 S * 9/2017 Reiter D14/487
 D799,498 S * 10/2017 Graham D14/485
 D800,760 S * 10/2017 Delgado D14/487
 D819,659 S * 6/2018 Wada D14/485
 D833,456 S 11/2018 Graham et al.
 10,139,993 B2 * 11/2018 Clement G06F 3/0488
 D837,804 S * 1/2019 Jou D14/485
 D865,782 S * 11/2019 Pitman D14/486
 D884,001 S * 5/2020 Subash D14/485
 D926,814 S * 8/2021 Saskinas D14/488
 2009/0007017 A1 * 1/2009 Anzures H04M 1/72469
 715/835
 2013/0145307 A1 * 6/2013 Kawasaki G06F 3/0483
 715/781
 2015/0339051 A1 * 11/2015 Yang G06F 3/0482
 382/189

OTHER PUBLICATIONS

“How to Use split screen Camera on any Android device / #BOTHIE like Nokia phones | i SNAP” Oct. 24, 2017, YouTube, site visited Jun. 16, 2021: <https://www.youtube.com/watch?v=2pAJabh9gig> (Year: 2017).*

“7 Mobile Apps for Editing and Enhancing Images” Nov. 29, 2017, SocialMedia Examiner, site visited Jun. 16, 2021: <https://www.socialmediaexaminer.com/7-mobile-apps-for-editing-enhancing-images/> (Year: 2017).*

Steckly, Katie, “How to trim a TikTok video After recording” Feb. 7, 2020, YouTube, site visited Oct. 1, 2021: <https://www.youtube.com/watch?v=sQzVtCsa6hU> (Year: 2020).*

An Office Action mailed by the Japanese Patent Office dated Feb. 18, 2020, which corresponds to Japanese Design Patent Application No. 2019-019459 and is related to Design U.S. Appl. No. 29/725,929 with English language translation.

An Office Action mailed by the Japanese Patent Office dated Feb. 18, 2020, which corresponds to Japanese Design Patent Application No. 2019-019460 and is related to Design U.S. Appl. No. 29/725,929 with English language translation.

* cited by examiner

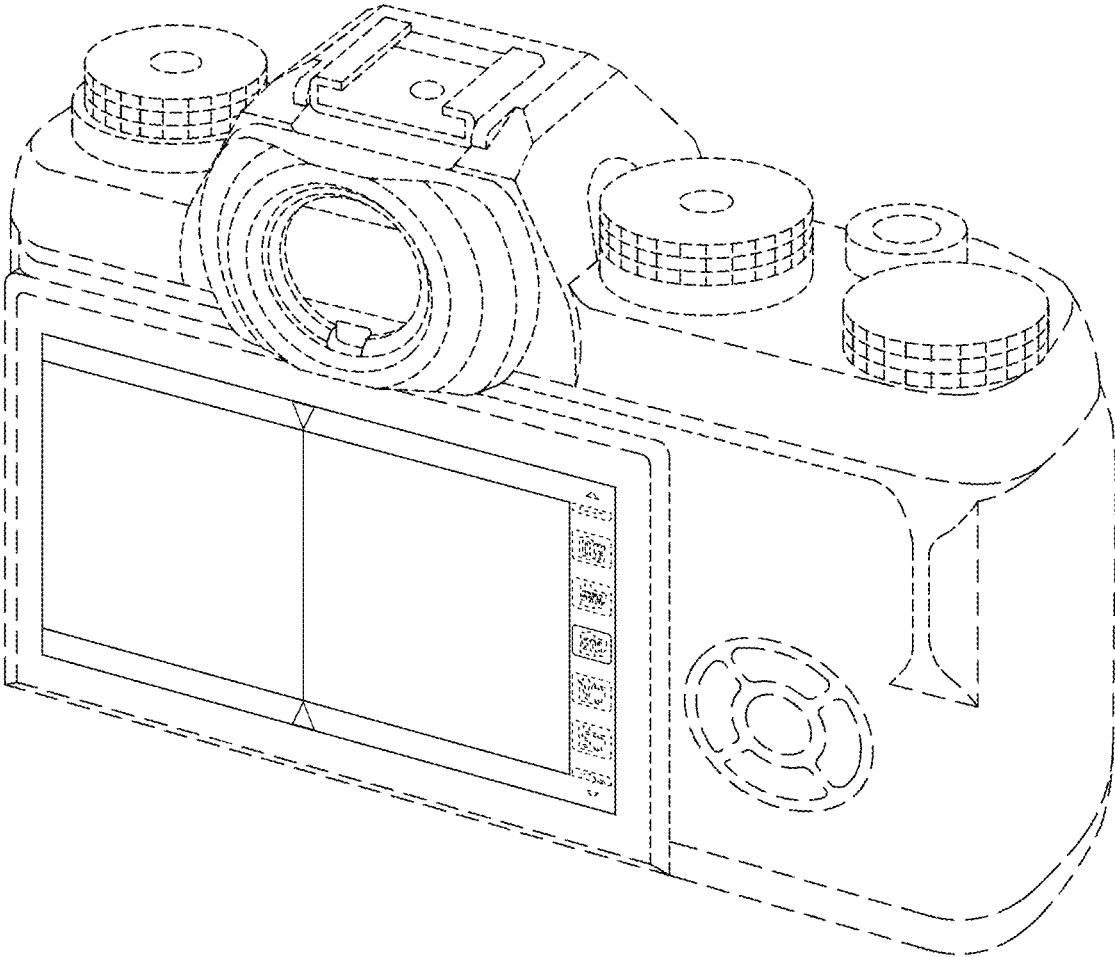


FIG. 1

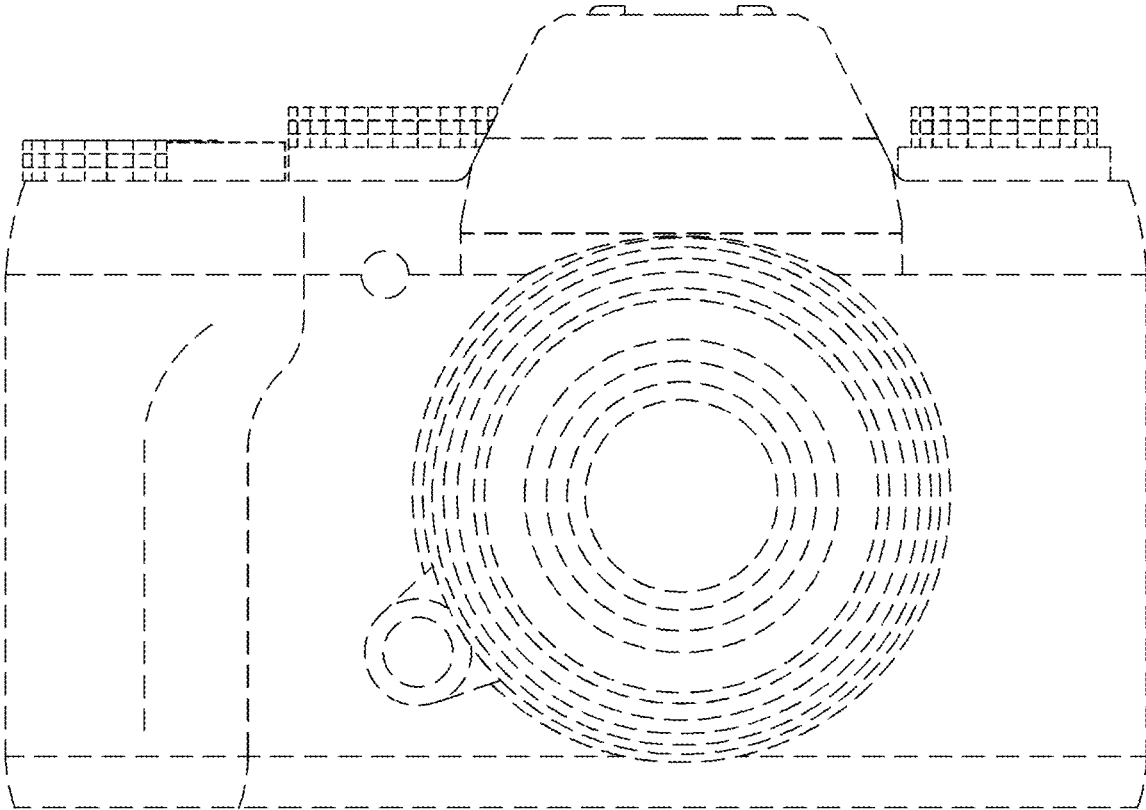


FIG. 2

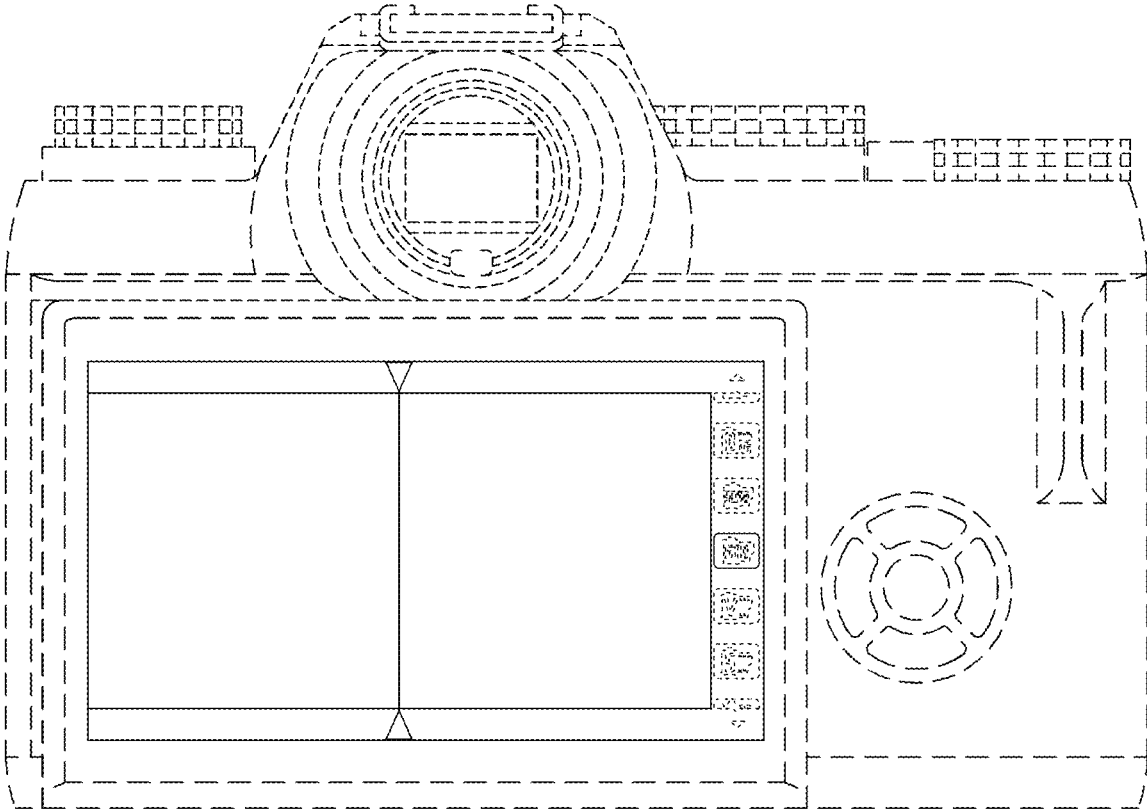


FIG. 3




FIG. 4

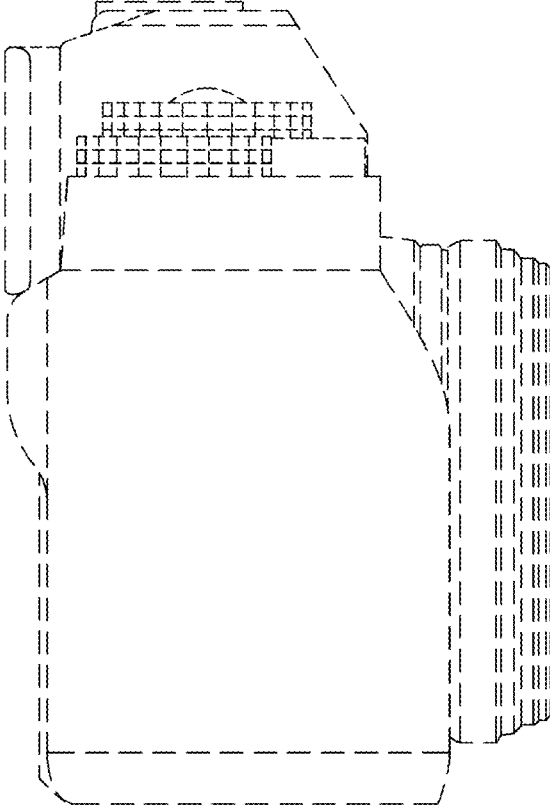


FIG. 5




FIG. 6




FIG. 7

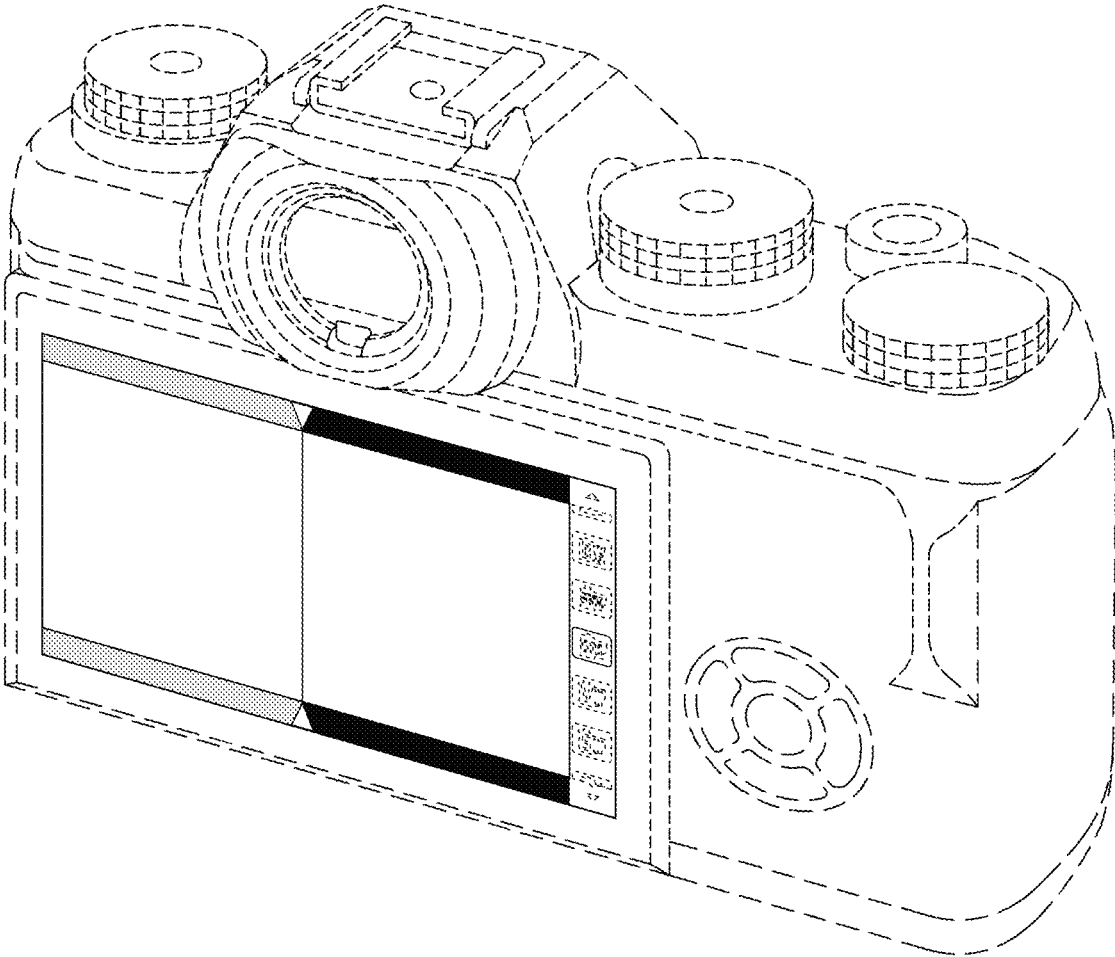


FIG. 8

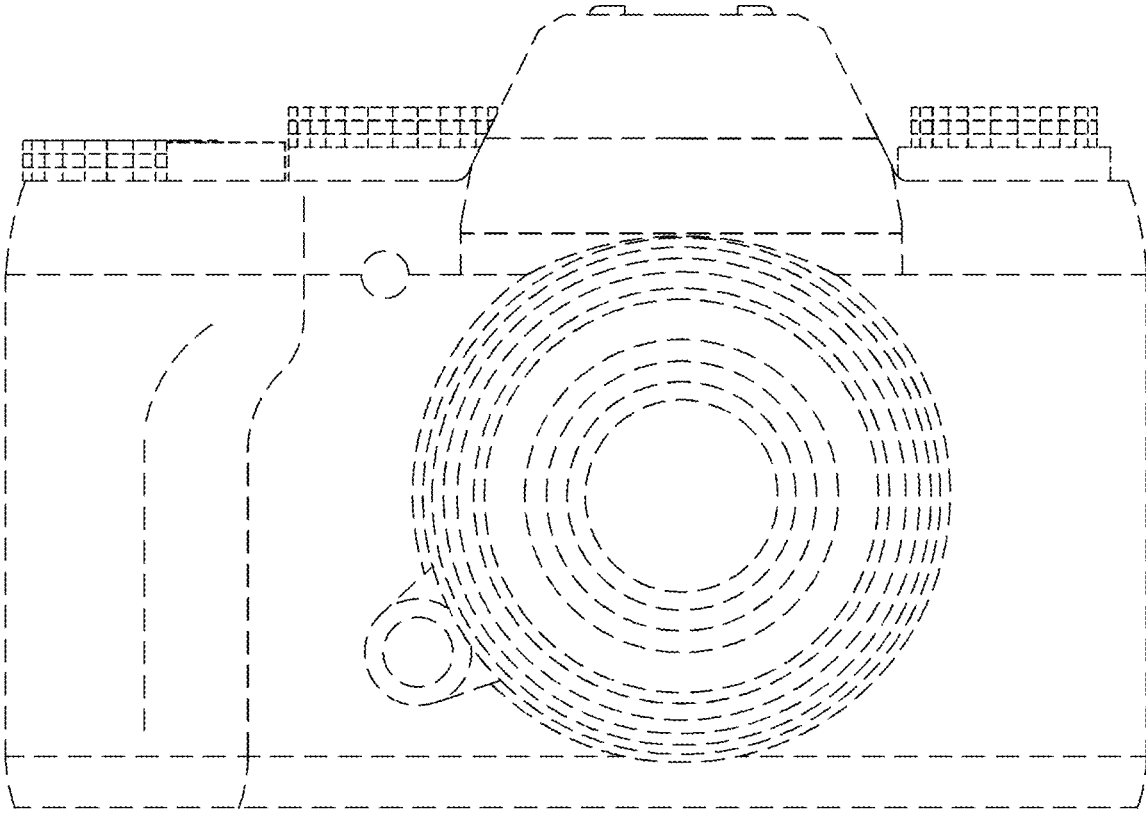


FIG. 9

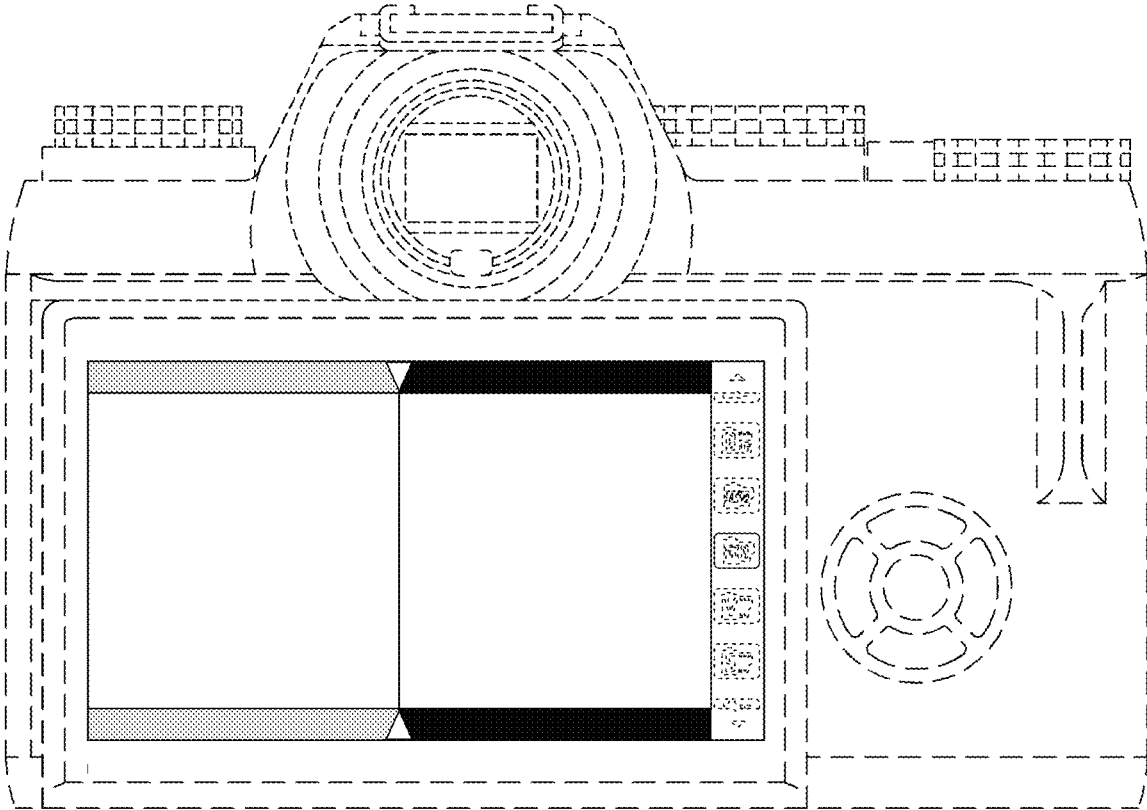


FIG. 10

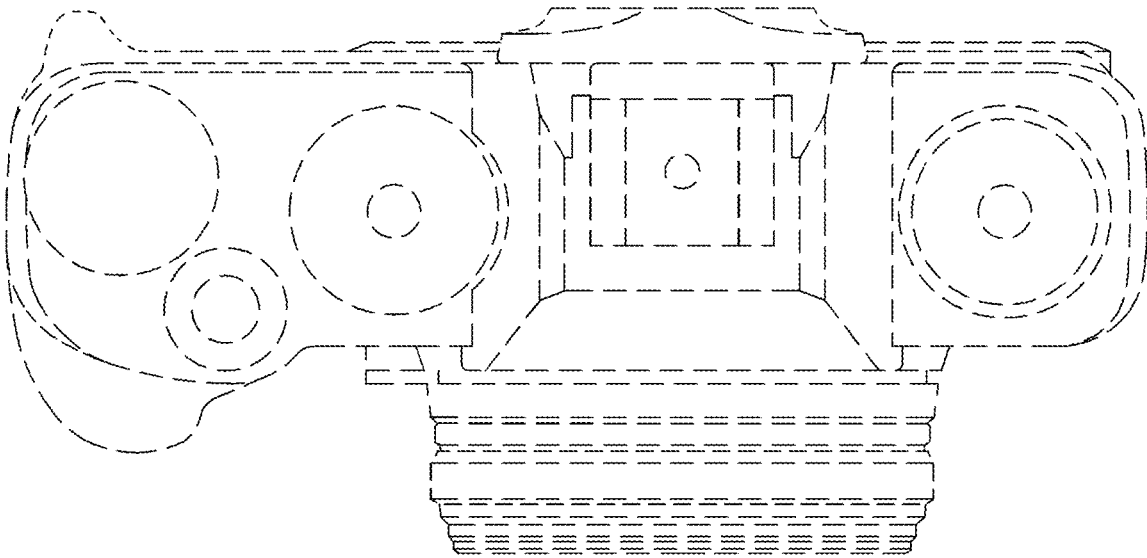


FIG. 11

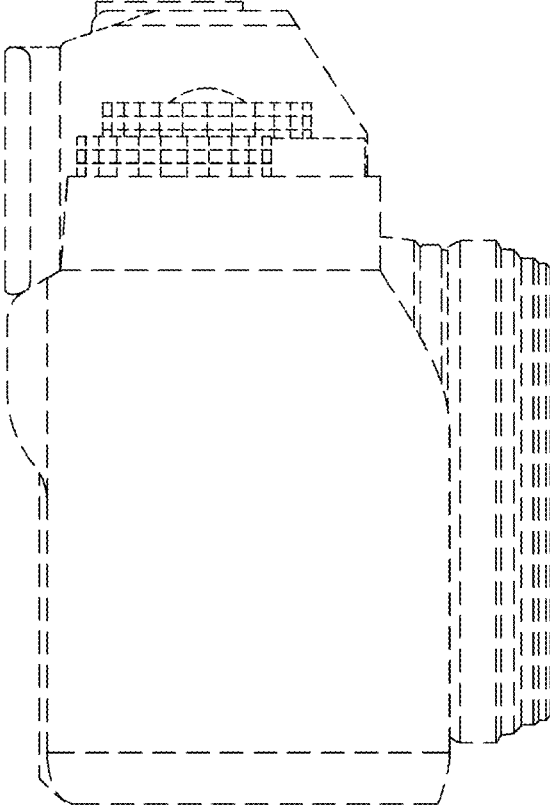


FIG. 12




FIG. 13




FIG. 14