



US00D680646S

(12) **United States Design Patent**
Hunt et al.

(10) **Patent No.:** **US D680,646 S**

(45) **Date of Patent:** **** Apr. 23, 2013**

(54) **CIRCULAR STAPLER**

DESCRIPTION

(75) Inventors: **John V. Hunt**, Cincinnati, OH (US);
Cory G. Kimball, Cincinnati, OH (US)

(73) Assignee: **Ethicon Endo-Surgery, Inc.**, Cincinnati, OH (US)

(**) Term: **14 Years**

(21) Appl. No.: **29/398,666**

(22) Filed: **Sep. 23, 2011**

(51) **LOC (9) Cl.** **24-02**

(52) **U.S. Cl.**
USPC **D24/145**

(58) **Field of Classification Search** D24/145-146;
606/142-144, 148, 219; 227/175.1, 175.2,
227/176.1, 180.1, 179.1, 181.1, 182.1, 19,
227/901, 902

See application file for complete search history.

(56) **References Cited**

U.S. PATENT DOCUMENTS

D271,994 S * 12/1983 Noiles et al. D24/145
D357,535 S * 4/1995 Grant et al. D24/145

(Continued)

OTHER PUBLICATIONS

Disposable Circular Stapler. Haiers Surgical Staplers, copyright 2008 [retrieved on May 21, 2012]. Retrieved from the Internet: <URL: <http://www.haiersmedical.com/circular-stapler.htm>>.*

(Continued)

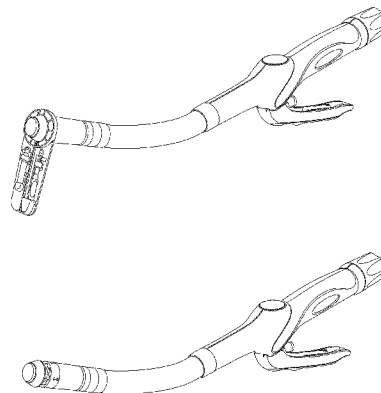
Primary Examiner — Wan Laymon

(57) **CLAIM**

The ornamental design for a circular stapler, as shown and described.

FIG. 1 is perspective view of the circular stapler
FIG. 2 is a top plan view of the circular stapler
FIG. 3 is a right side view of the circular stapler
FIG. 4 is a bottom plan view of the circular stapler
FIG. 5 is a left side view of the circular stapler
FIG. 6 is a front end view of the circular stapler
FIG. 7 is a rear end view of the circular stapler
FIG. 8 is perspective view of the circular stapler with the tray removed
FIG. 9 is perspective view of a second embodiment of the circular stapler
FIG. 10 is a top plan view of the circular stapler
FIG. 11 is a right side view of the circular stapler
FIG. 12 is a bottom plan view of the circular stapler
FIG. 13 is a left side view of the circular stapler
FIG. 14 is a front end view of the circular stapler
FIG. 15 is a rear end view of the circular stapler
FIG. 16 is perspective view of the circular stapler with the tray removed
FIG. 17 is perspective view of a third embodiment of the circular stapler
FIG. 18 is a top plan view of the circular stapler
FIG. 19 is a right side view of the circular stapler
FIG. 20 is a bottom plan view of the circular stapler
FIG. 21 is a left side view of the circular stapler
FIG. 22 is a front end view of the circular stapler
FIG. 23 is a rear end view of the circular stapler
FIG. 24 is perspective view of the circular stapler with the tray removed
FIG. 25 is perspective view of a fourth embodiment of the circular stapler
FIG. 26 is a top plan view of the circular stapler
FIG. 27 is a right side view of the circular stapler
FIG. 28 is a bottom plan view of the circular stapler
FIG. 29 is a left side view of the circular stapler
FIG. 30 is a front end view of the circular stapler
FIG. 31 is a rear end view of the circular stapler; and,
FIG. 32 is a perspective view of a circular stapler with the tray removed.
The broken lines in FIGS. 6-7, 14-15, 22-23, and 30-31 are included for the purpose of illustrating portions of the circular stapler that form no part of the claimed design.

1 Claim, 20 Drawing Sheets



U.S. PATENT DOCUMENTS

6,050,472 A * 4/2000 Shibata 227/175.2
7,364,060 B2 * 4/2008 Milliman 227/175.1
7,401,722 B2 * 7/2008 Hur 227/179.1
7,506,791 B2 * 3/2009 Omaitis et al. 227/175.1
7,708,180 B2 * 5/2010 Murray et al. 227/175.1
7,837,080 B2 * 11/2010 Schwemberger 227/176.1
7,886,951 B2 * 2/2011 Hessler 227/175.1
7,900,806 B2 * 3/2011 Chen et al. 227/175.1
7,918,377 B2 * 4/2011 Measamer et al. 227/180.1
2010/0084453 A1 * 4/2010 Hu 227/179.1
2011/0114697 A1 * 5/2011 Baxter et al. 227/175.1
2011/0114698 A1 * 5/2011 Baxter et al. 227/175.1

2011/0114699 A1 * 5/2011 Baxter et al. 227/175.1
2011/0114700 A1 * 5/2011 Baxter et al. 227/179.1
2011/0118761 A1 * 5/2011 Baxter et al. 606/148
2012/0029547 A1 * 2/2012 Shelton et al. 227/179.1

OTHER PUBLICATIONS

Disposable Circular Stapler (QYW). E-Store China Wholesale Center, copyright 2012 [retrieved on May 21, 2012]. Retrieved from the Internet: <URL: <http://www.p-wholesale.com/cn-pro/10/460to1/disposable-circular-stapler-qyw-438762.html>>.*

* cited by examiner

FIG. 1

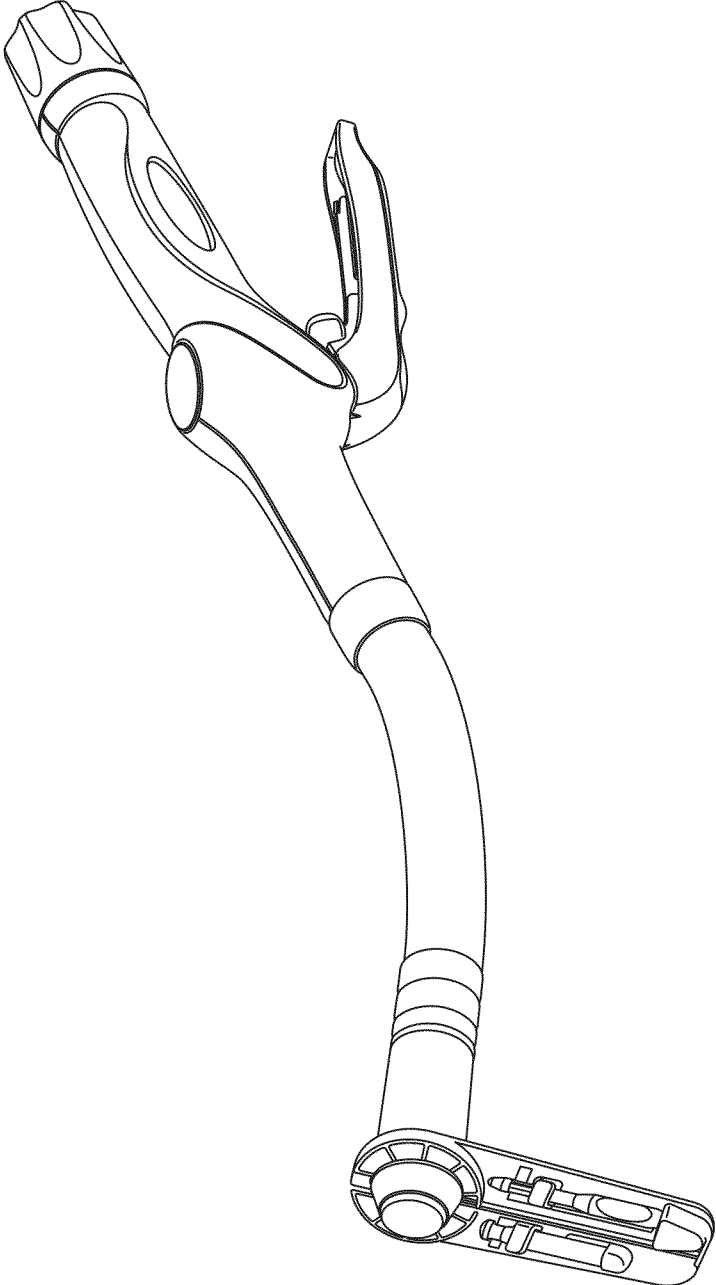


FIG. 2

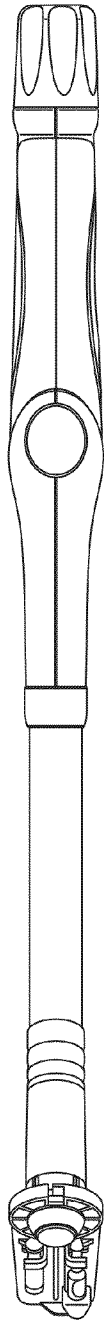


FIG. 3

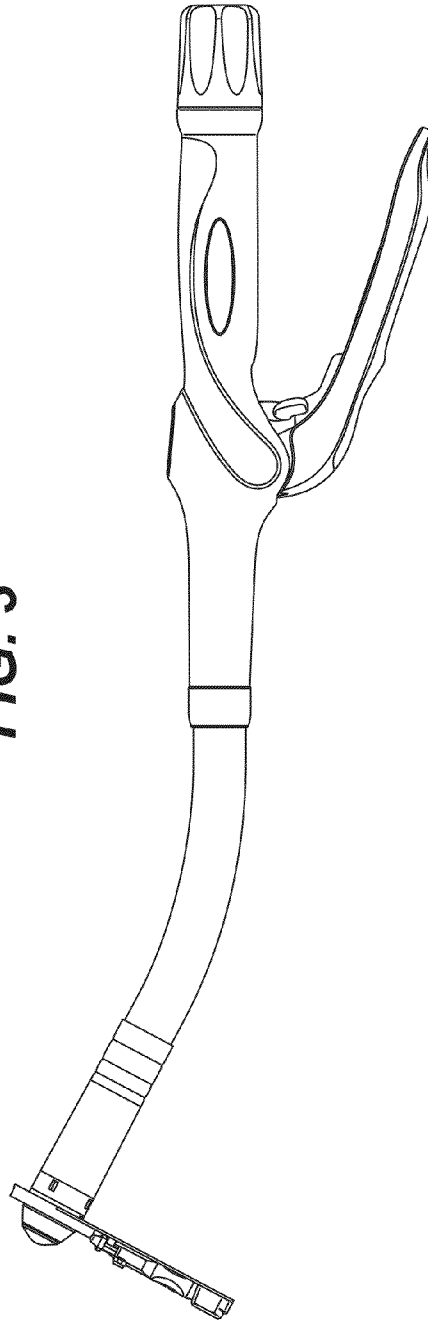


FIG. 4

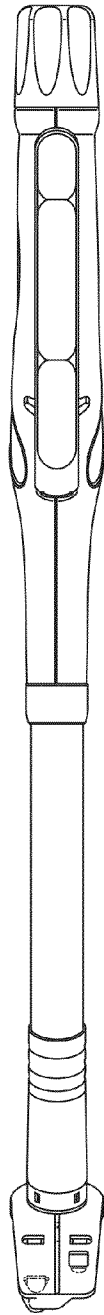


FIG. 5

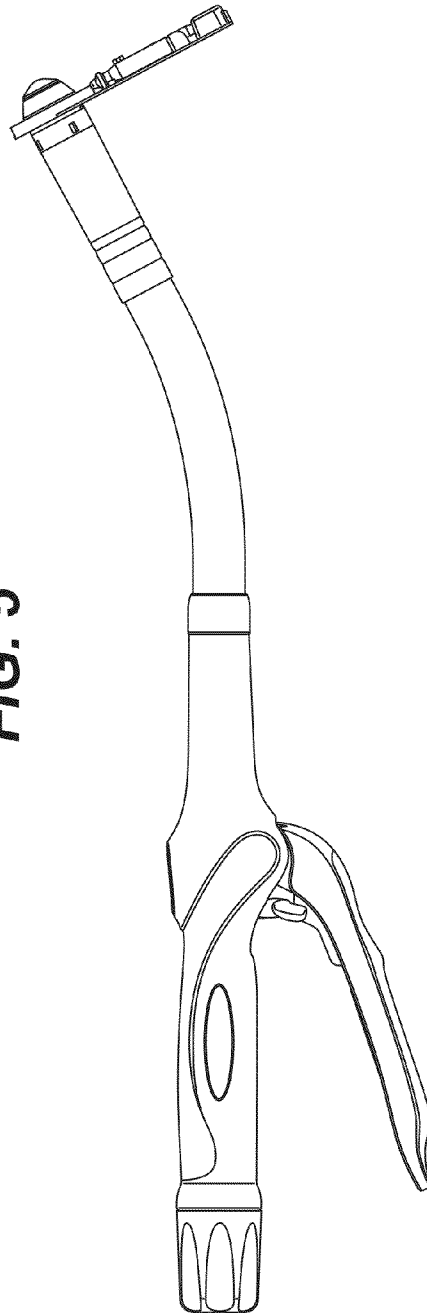


FIG. 6



FIG. 7

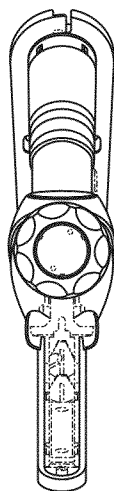


FIG. 8

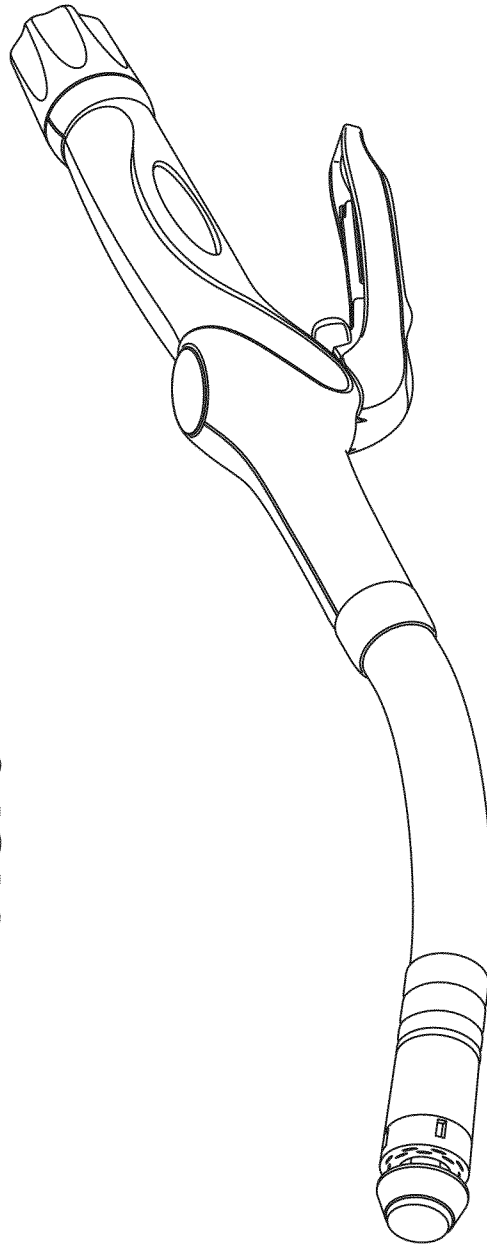


FIG. 9

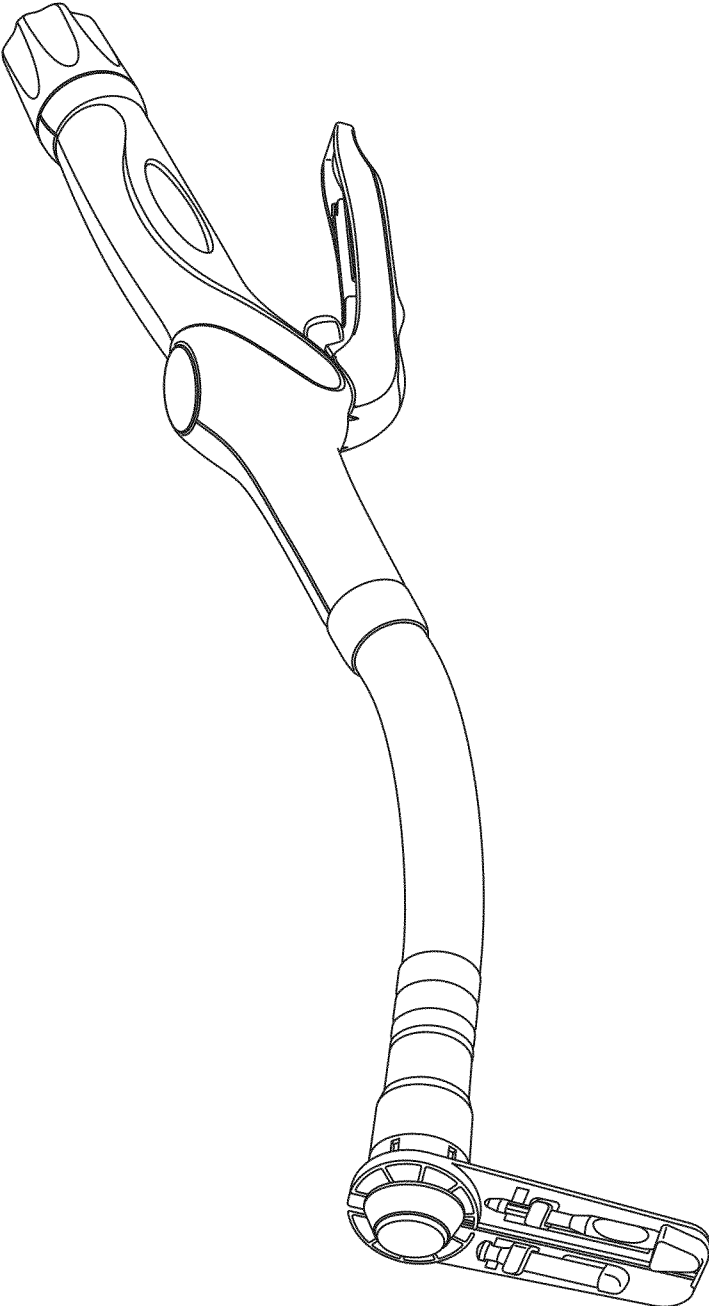


FIG. 10

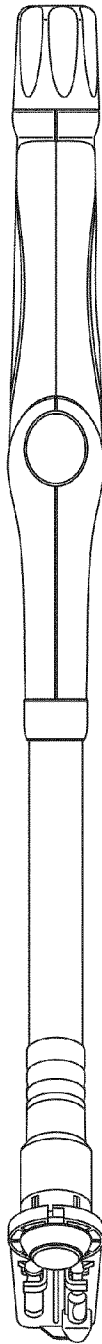


FIG. 11

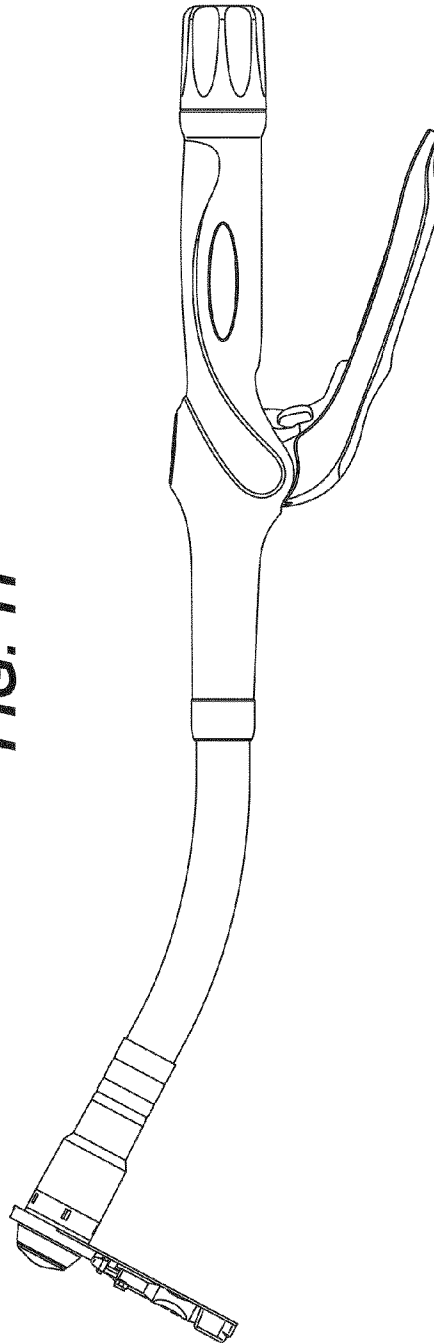


FIG. 12

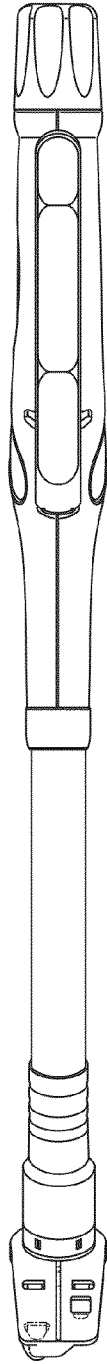


FIG. 13

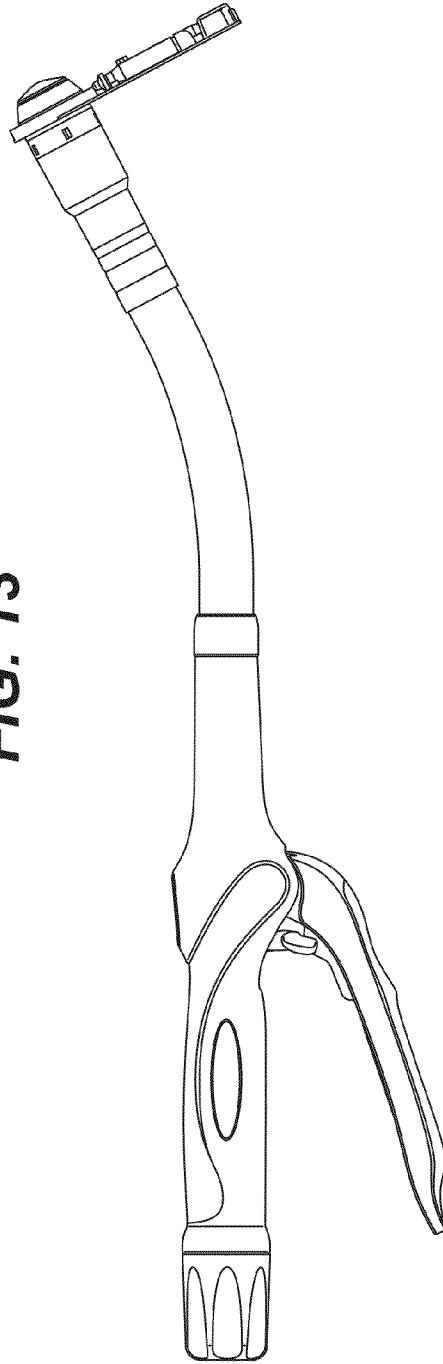


FIG. 14

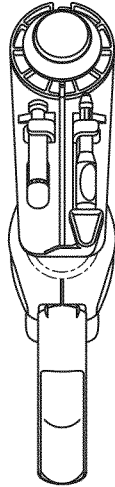


FIG. 15

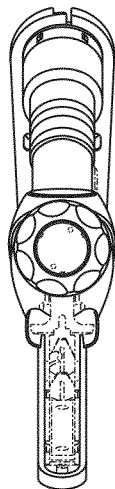


FIG. 16

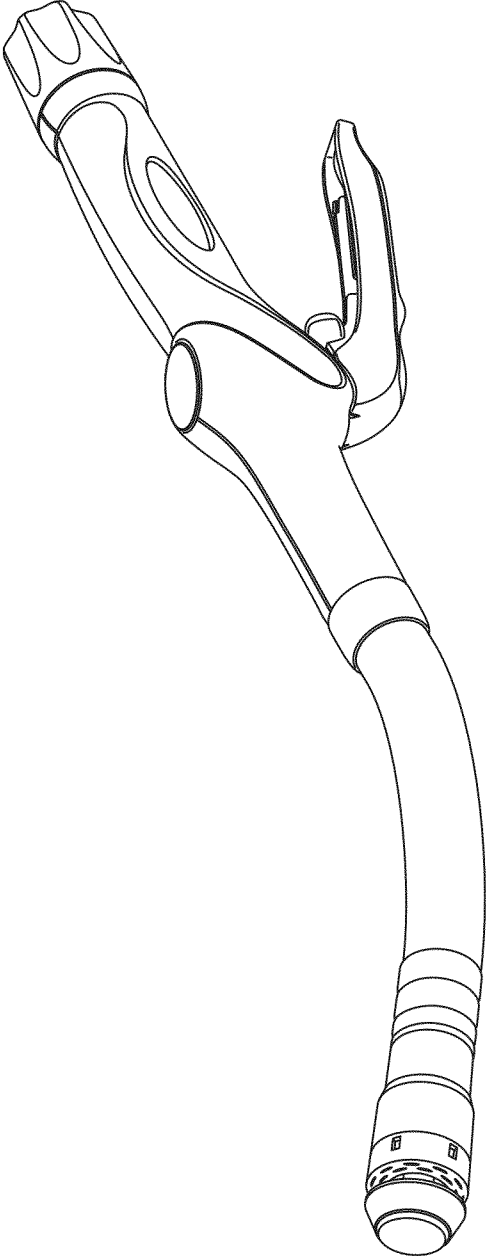


FIG. 17

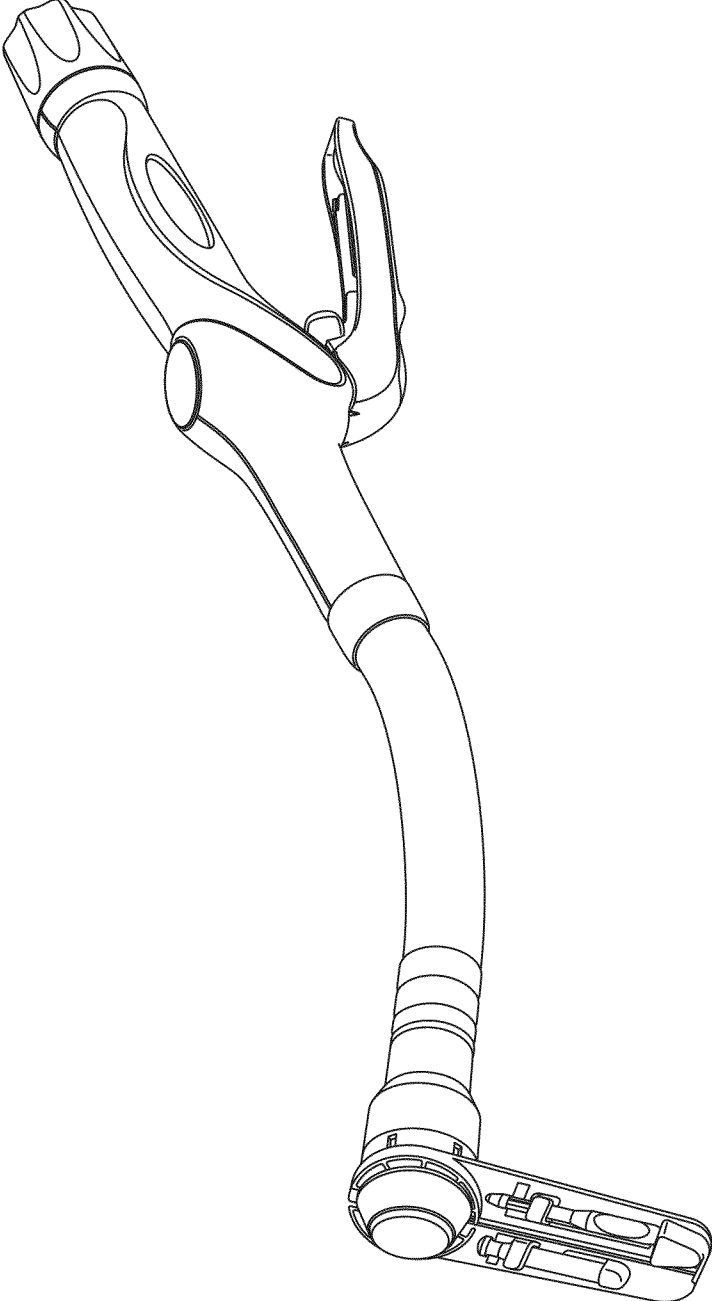


FIG. 18

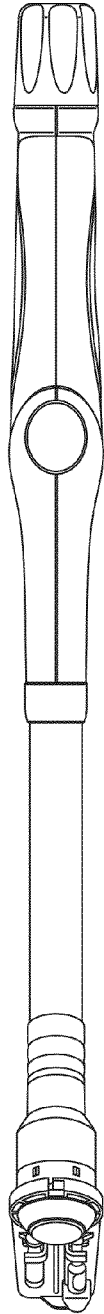


FIG. 19

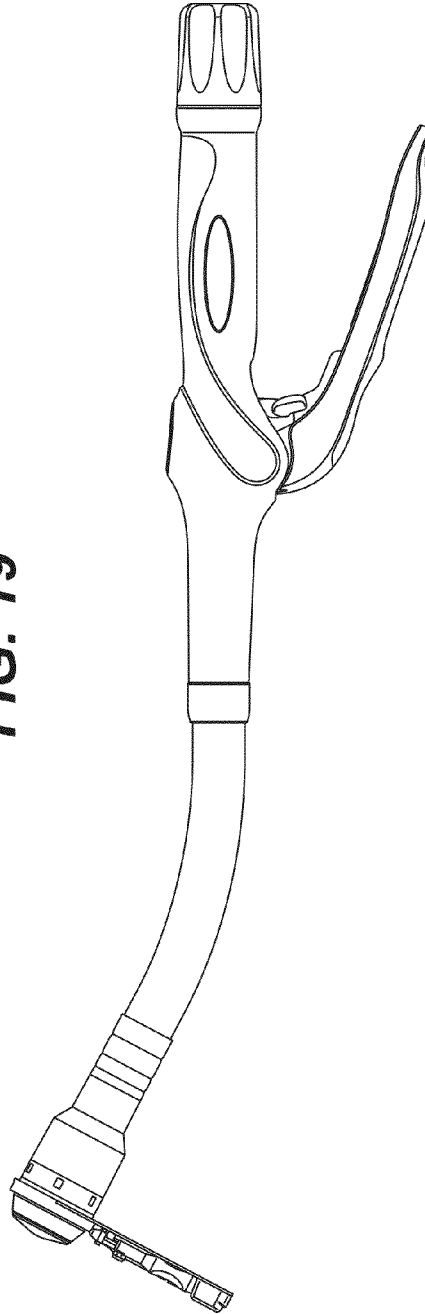


FIG. 20

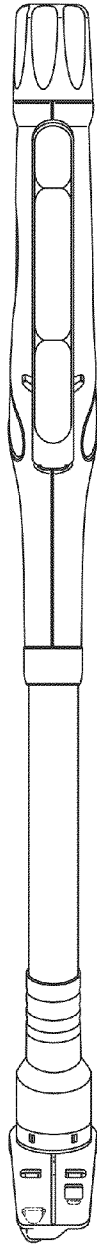


FIG. 21

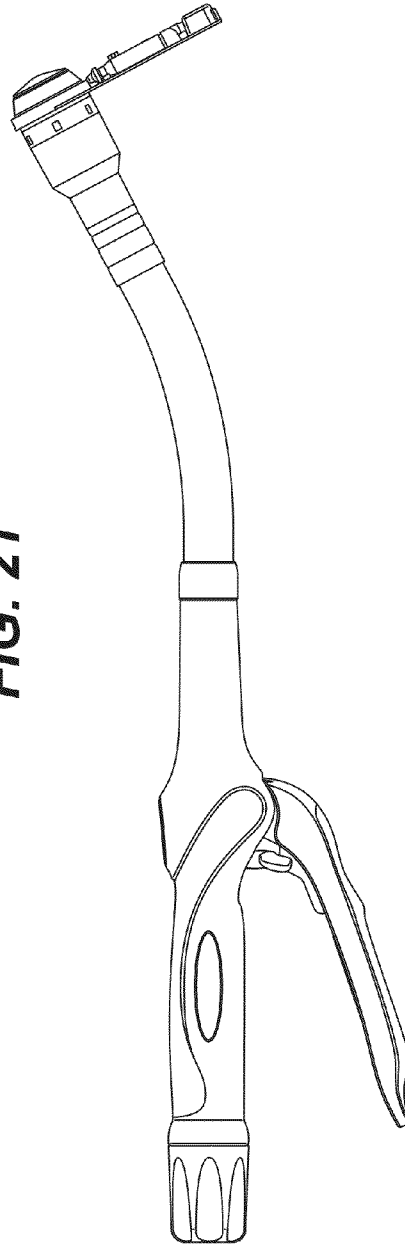


FIG. 22

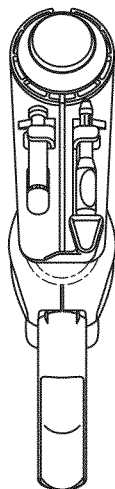


FIG. 23

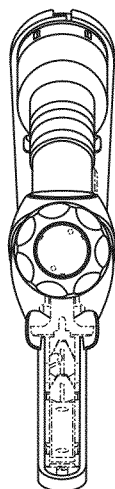


FIG. 24

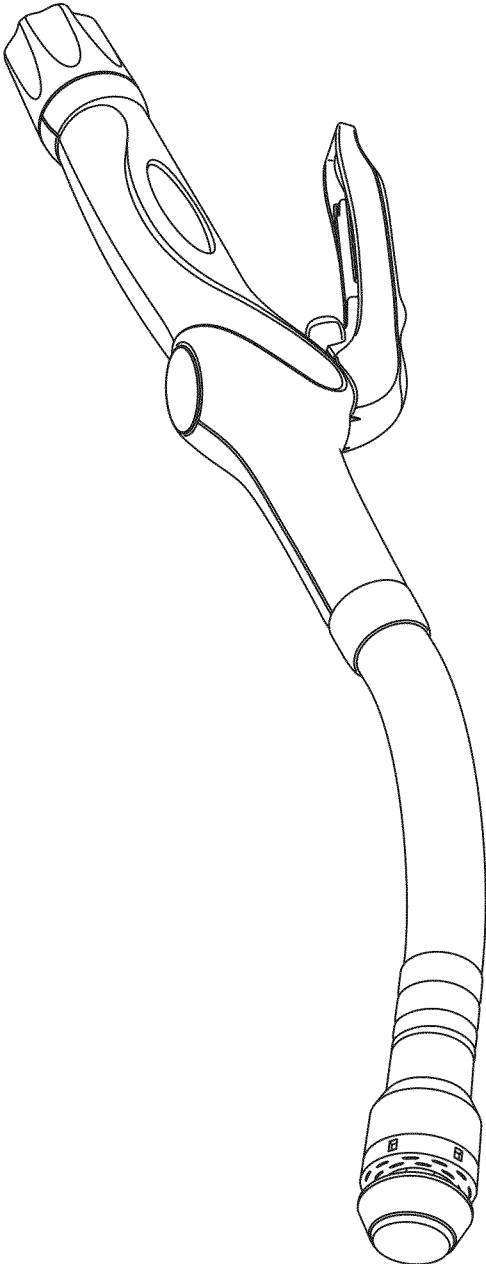


FIG. 25

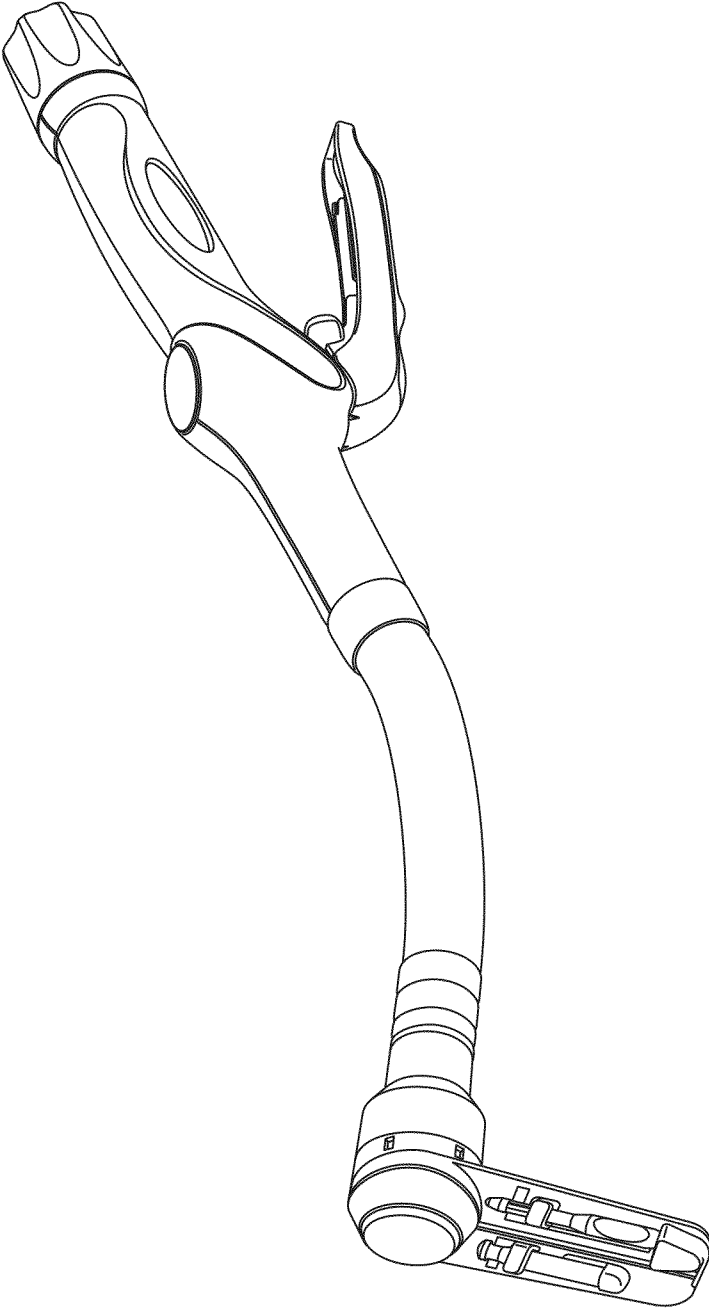


FIG. 26

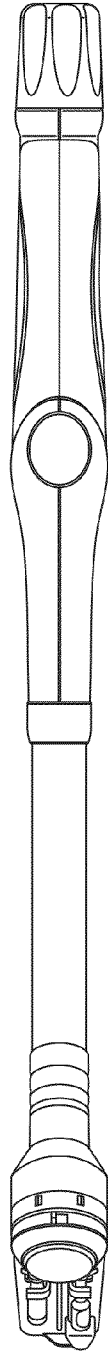


FIG. 27

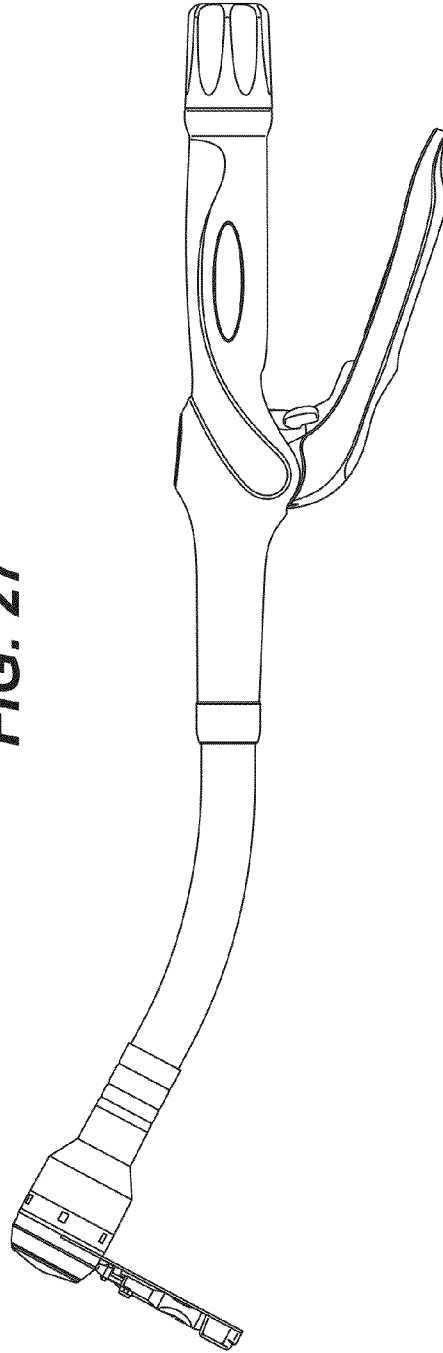


FIG. 28

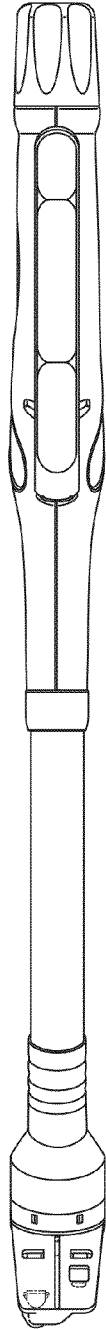


FIG. 29

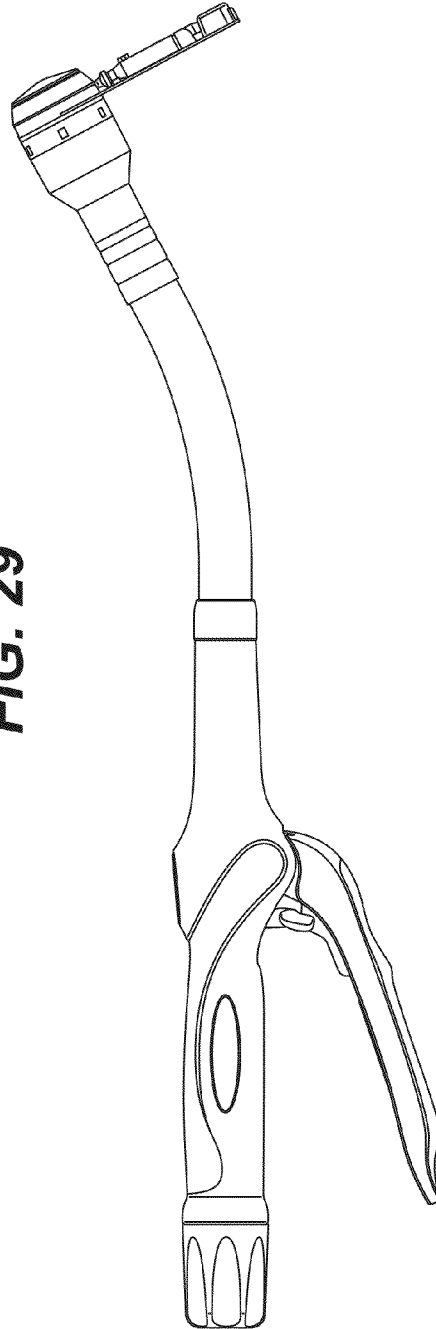


FIG. 30



FIG. 31

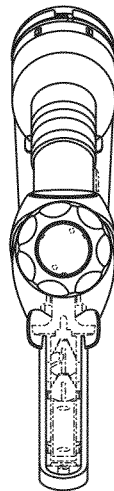


FIG. 32

