



US00D434901S

# United States Patent [19] Eskandry

[11] Patent Number: **Des. 434,901**

[45] Date of Patent: **\*\* Dec. 12, 2000**

[54] **LAPTOP COMPUTER CASE**

[76] Inventor: **Ezra D. Eskandry**, 1925 Brickell Ave., D901, Miami, Fla. 33129

[\*\*] Term: **14 Years**

[21] Appl. No.: **29/118,977**

[22] Filed: **Feb. 18, 2000**

[51] **LOC (7) Cl.** ..... **03-01**

[52] **U.S. Cl.** ..... **D3/284; D3/283; D3/289**

[58] **Field of Search** ..... **D3/273-290; 190/110-115, 190/900, 902; 206/320**

[56] **References Cited**

**U.S. PATENT DOCUMENTS**

D. 278,860	5/1985	Katz et al.	.....	D3/289
D. 304,783	11/1989	Forman	.....	D3/285
D. 358,483	5/1995	Cross et al.	.....	D3/276
D. 358,935	6/1995	Chang et al.	.....	D3/276
D. 360,977	8/1995	Katz	.....	D3/276
D. 416,679	11/1999	Livingston	.....	D3/284
4,872,538	10/1989	Fournier	.....	190/111
5,971,148	10/1999	Jackson	.....	190/111

**OTHER PUBLICATIONS**

Compact Disc Case, Sep. 2, 1999, U.S. application No. 29/110,395.

Multi-Media and Accessory Carrier Board and Binder Insert, Oct. 1, 1999, U.S. application No. 29/111,697.

Flat-Pack Multi-Media Carrier, Oct. 1, 1999, U.S. application No. 29/111,696.

Travel Desk and Notebook, Dec. 2, 1999, U.S. application No. 29/114,851.

Travel Desk and Notebook with Accessory Cases, Dec. 2, 1999, U.S. application No. 29/114,850.

Binder, Nov. 30, 1999, U.S. application No. 29/114,736.

Automobile Spring Shade (not material to the captioned case), Nov. 30, 1999, U.S. application No. 29/114,738.

Binder with Accessory Cases and Electronic Media Slots, Nov. 30, 1999, U.S. application No. 29/114,739.

*Primary Examiner*—Raphael Barkai

*Attorney, Agent, or Firm*—Robert C. Kain, Jr.; Fleit, Kain

[57] **CLAIM**

I claim the ornamental design for the laptop computer case, as shown.

**DESCRIPTION**

FIG. 1 is a front view of the laptop computer case.

FIG. 2 is a rear view thereof.

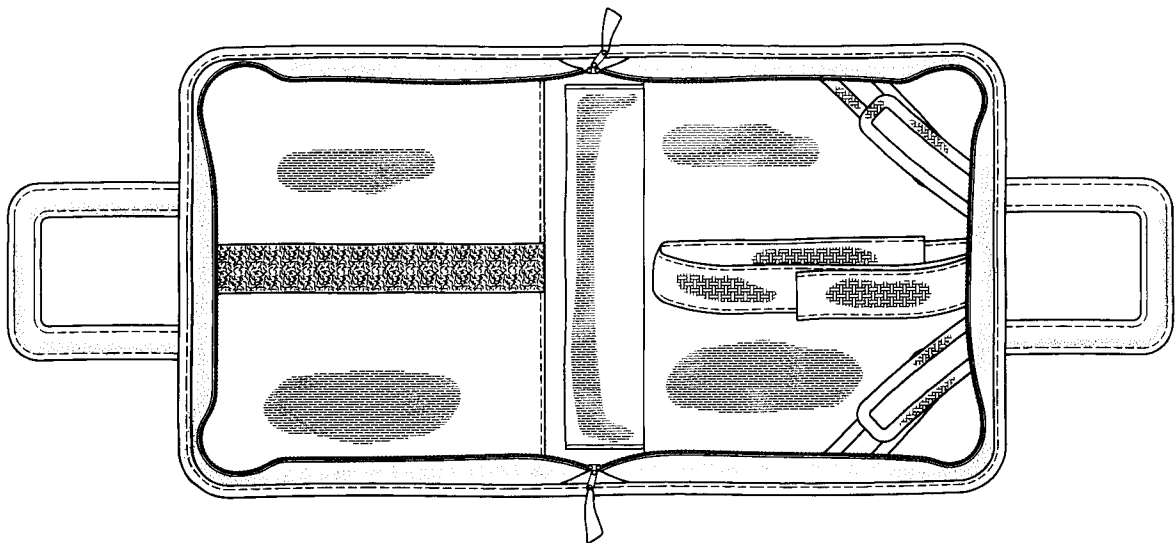
FIG. 3 is a left side view thereof.

FIG. 4 is a right side view thereof.

FIG. 5 is a top view thereof; and,

FIG. 6 is a bottom view thereof.

**1 Claim, 3 Drawing Sheets**



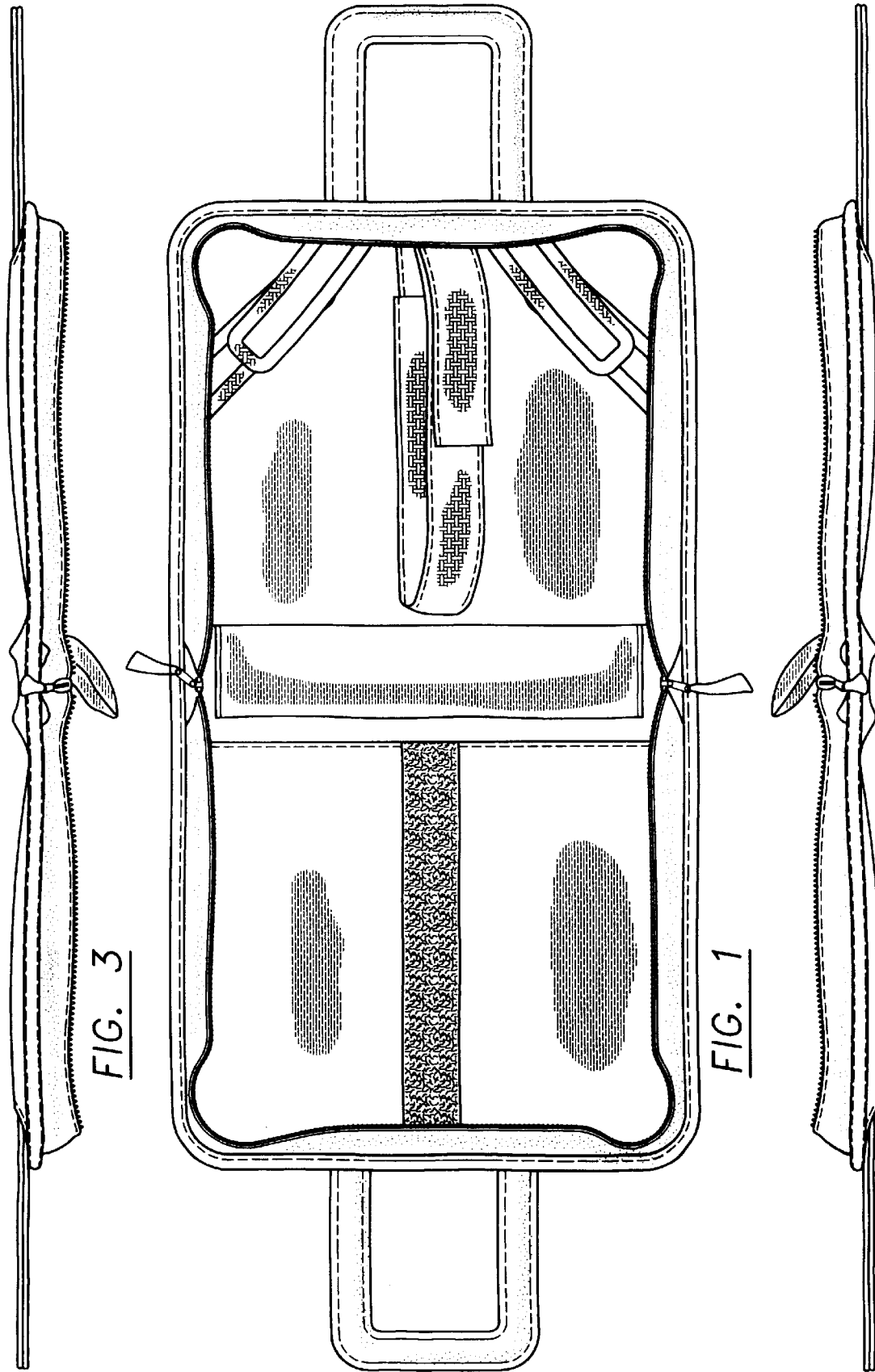
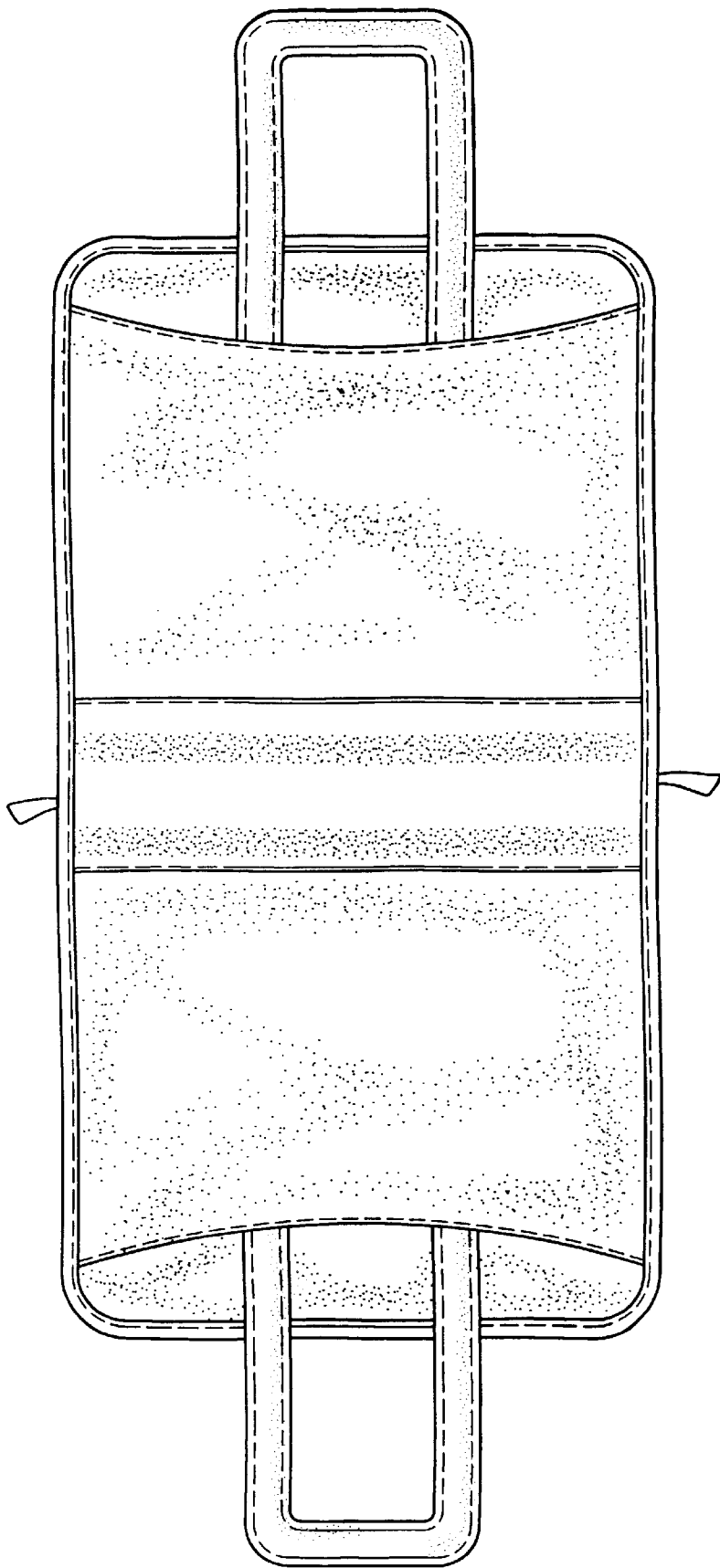


FIG. 3

FIG. 1

FIG. 4



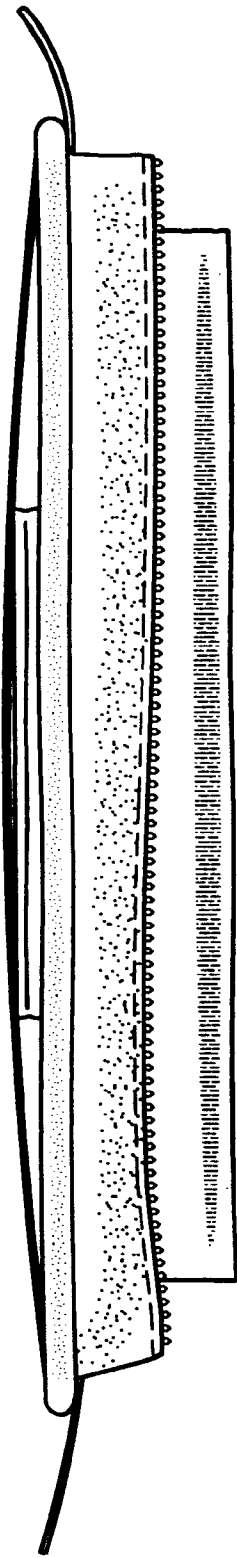


FIG. 5

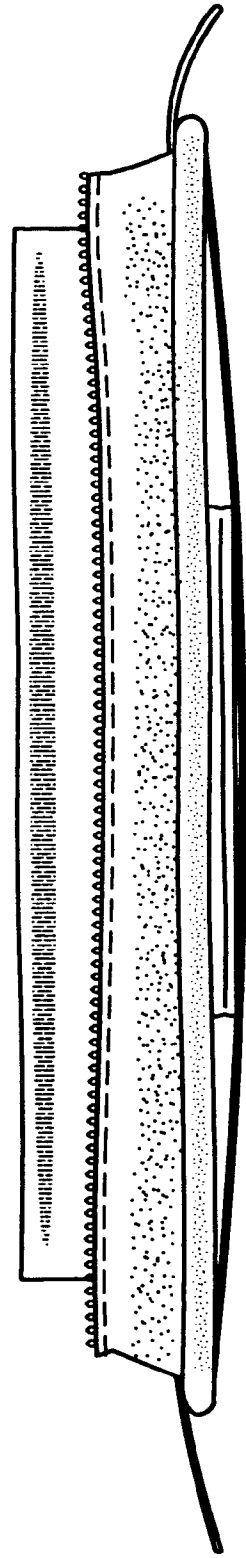


FIG. 6