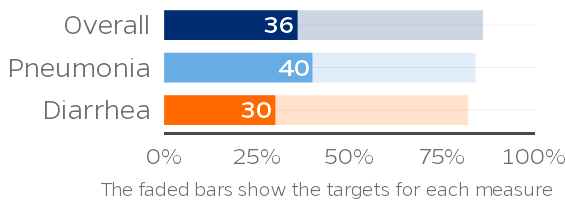


# ANGOLA

**28,784** deaths  
from pneumonia and diarrhea  
in children under 5, equating to  
**22** / 1000 live births



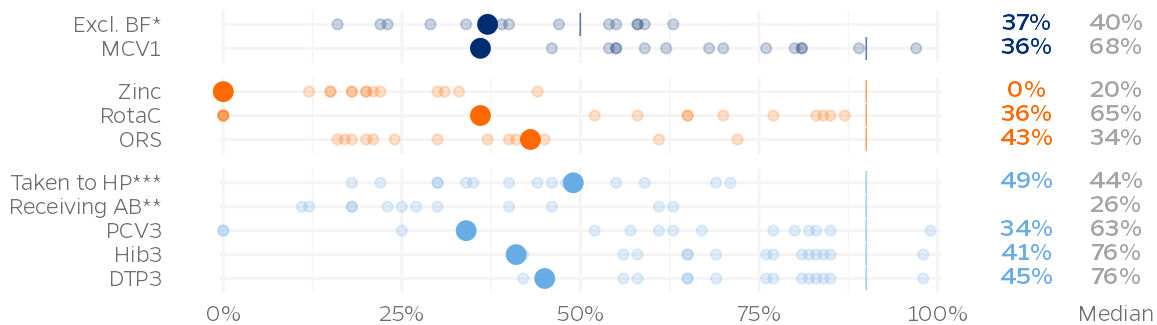
## GAPPD Scores



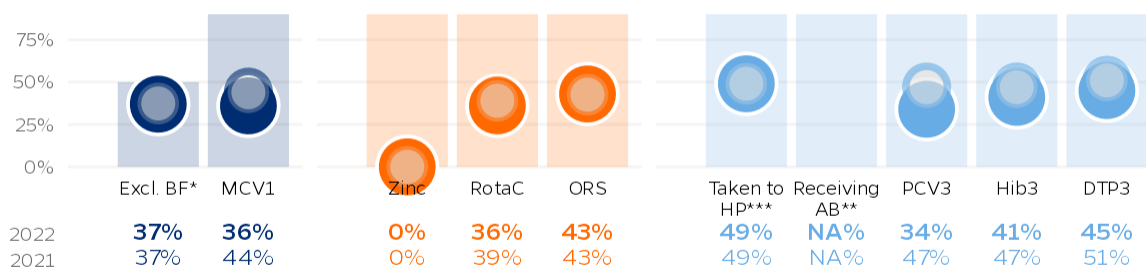
Angola experienced sharp declines across immunization coverage indicators, with PCV3 declining the most dramatically by 19% in one year.

## Breakdown by Indicator

Here we show the country's performance on each indicator against the targets (the vertical lines). The other 14 countries in this year's global report are shown as smaller faded dots. The columns on the right provide the score for this country and the median score across all 15 countries.



Below, the GAPPD targets are represented by the height of the faded bars. The solid dots indicate the percentage coverage achieved by the country this year; the faded dots are last year's measurements.



\* Exclusively Breastfed; \*\* Receiving Antibiotics; \*\*\* Taken to Health Provider

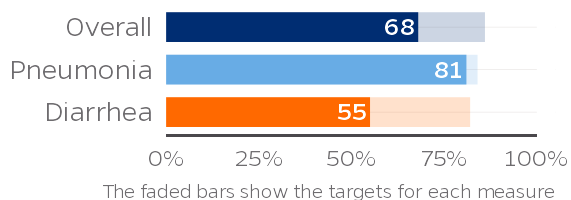


# BANGLADESH

**18,844** deaths  
from pneumonia and diarrhea  
in children under 5, equating to  
**6** / 1000 live births



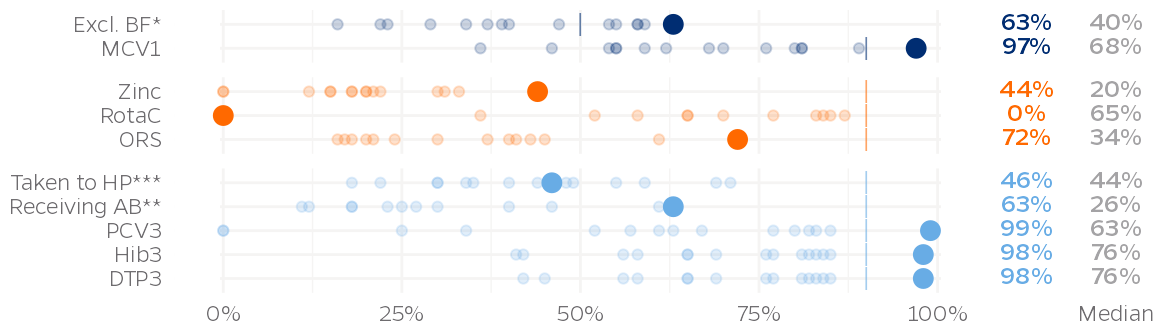
## GAPPD Scores



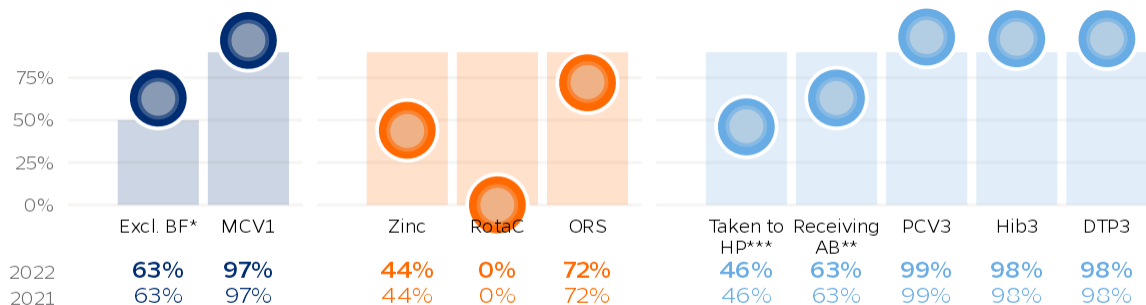
Bangladesh had no significant changes in any indicators this year and remains the country with the highest Overall GAPPD score in 2022.

## Breakdown by Indicator

Here we show the country's performance on each indicator against the targets (the vertical lines). The other 14 countries in this year's global report are shown as smaller faded dots. The columns on the right provide the score for this country and the median score across all 15 countries.



Below, the GAPPD targets are represented by the height of the faded bars. The solid dots indicate the percentage coverage achieved by the country this year; the faded dots are last year's measurements.



\* Exclusively Breastfed; \*\* Receiving Antibiotics; \*\*\* Taken to Health Provider

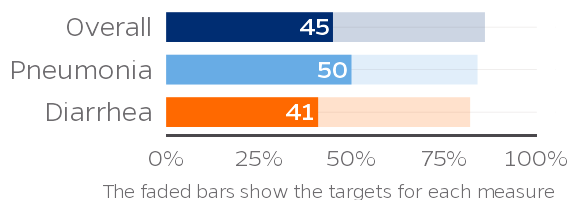


# CAMEROON

**18,498** deaths  
from pneumonia and diarrhea  
in children under 5, equating to  
**20** / 1000 live births



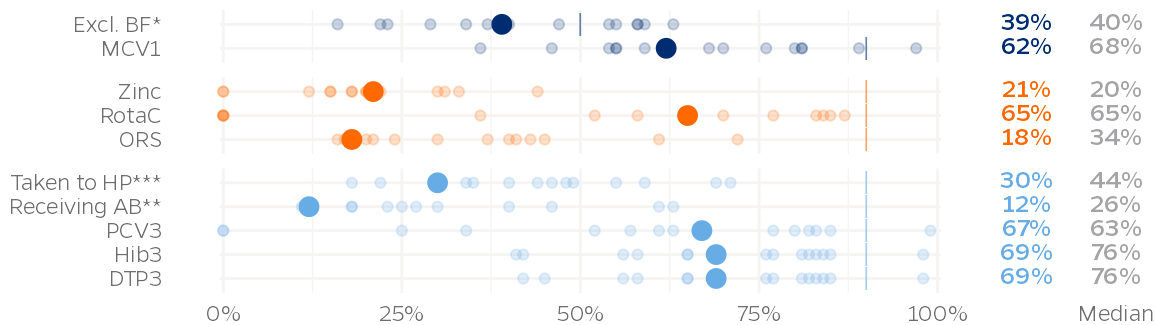
## GAPPD Scores



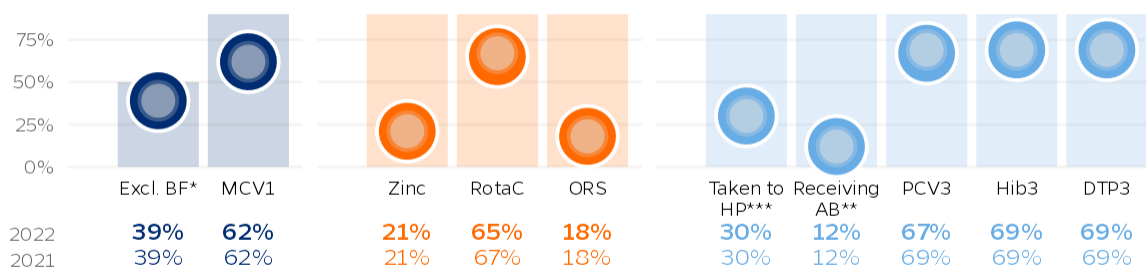
Cameroon had minor decreases in immunization coverage for PCV3 and RotaC this year and experienced no change in Overall GAPPD score this year.

## Breakdown by Indicator

Here we show the country's performance on each indicator against the targets (the vertical lines). The other 14 countries in this year's global report are shown as smaller faded dots. The columns on the right provide the score for this country and the median score across all 15 countries.



Below, the GAPPD targets are represented by the height of the faded bars. The solid dots indicate the percentage coverage achieved by the country this year; the faded dots are last year's measurements.



\* Exclusively Breastfed; \*\* Receiving Antibiotics; \*\*\* Taken to Health Provider

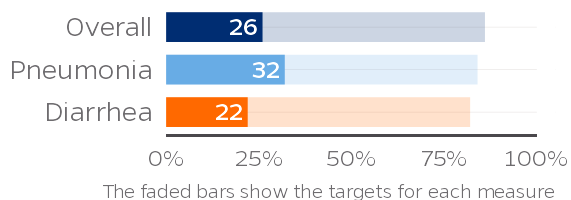


# CHAD

**28,621** deaths  
from pneumonia and diarrhea  
in children under 5, equating to  
**43** / 1000 live births



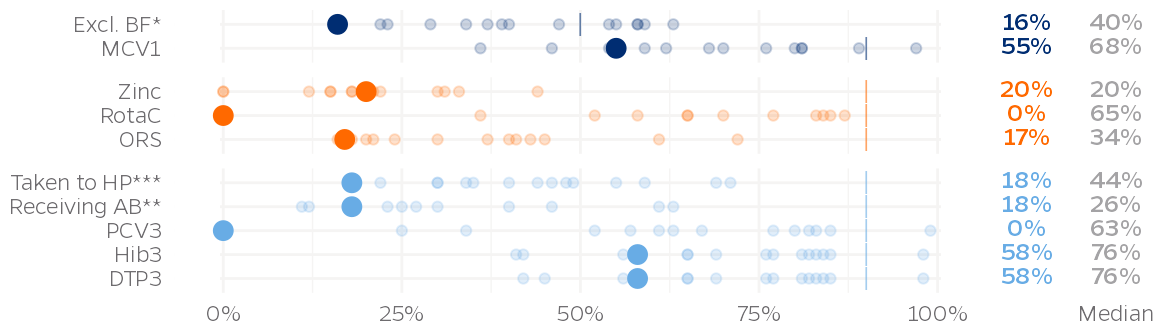
## GAPPD Scores



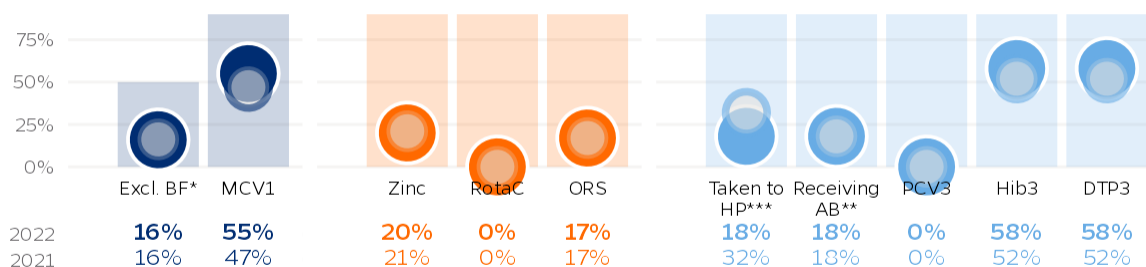
Chad experienced improvements in many immunization indicators, despite the pandemic. Key immunizations went up an average of 4%.

## Breakdown by Indicator

Here we show the country's performance on each indicator against the targets (the vertical lines). The other 14 countries in this year's global report are shown as smaller faded dots. The columns on the right provide the score for this country and the median score across all 15 countries.



Below, the GAPPD targets are represented by the height of the faded bars. The solid dots indicate the percentage coverage achieved by the country this year; the faded dots are last year's measurements.



\* Exclusively Breastfed; \*\* Receiving Antibiotics; \*\*\* Taken to Health Provider

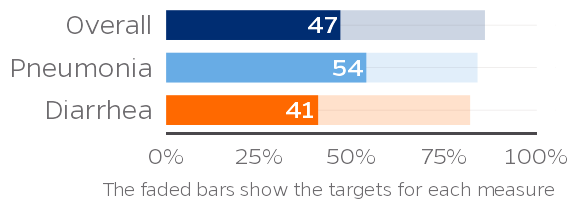


# DEMOCRATIC REPUBLIC OF THE CONGO

**65,219** deaths  
from pneumonia and diarrhea  
in children under 5, equating to  
**18** / 1000 live births



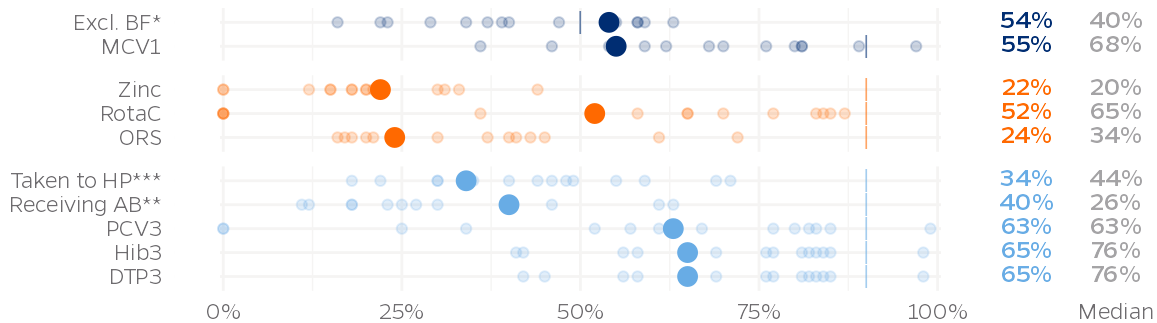
## GAPPD Scores



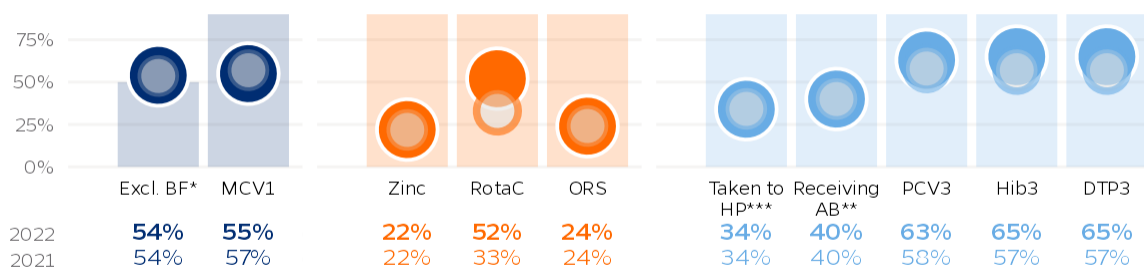
DRC's introduction of rotavirus vaccine has continued to show success with an increase from 4% in 2019 to 52% in 2021.

## Breakdown by Indicator

Here we show the country's performance on each indicator against the targets (the vertical lines). The other 14 countries in this year's global report are shown as smaller faded dots. The columns on the right provide the score for this country and the median score across all 15 countries.



Below, the GAPPD targets are represented by the height of the faded bars. The solid dots indicate the percentage coverage achieved by the country this year; the faded dots are last year's measurements.



\* Exclusively Breastfed; \*\* Receiving Antibiotics; \*\*\* Taken to Health Provider



# ETHIOPIA

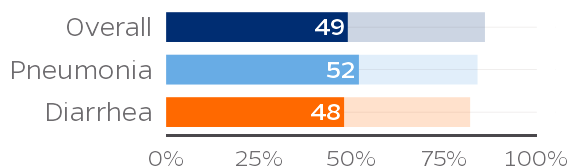
**45,436** deaths

from pneumonia and diarrhea  
in children under 5, equating to

**13** / 1000 live births



## GAPPD Scores

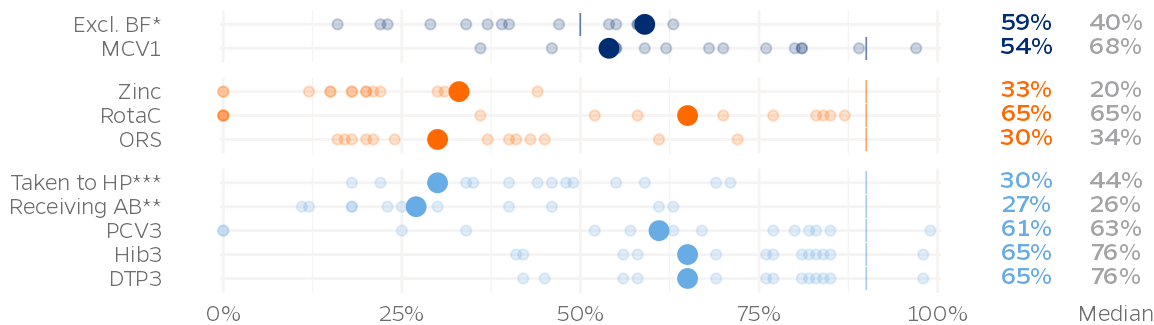


Ethiopia had a decline in Overall GAPPD score due to reduced immunization coverage of 5%-6% across all five immunization indicators.

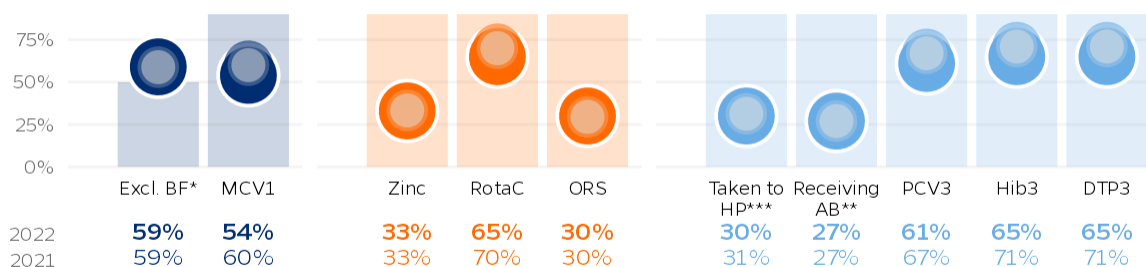
The faded bars show the targets for each measure

## Breakdown by Indicator

Here we show the country's performance on each indicator against the targets (the vertical lines). The other 14 countries in this year's global report are shown as smaller faded dots. The columns on the right provide the score for this country and the median score across all 15 countries.



Below, the GAPPD targets are represented by the height of the faded bars. The solid dots indicate the percentage coverage achieved by the country this year; the faded dots are last year's measurements.



\* Exclusively Breastfed; \*\* Receiving Antibiotics; \*\*\* Taken to Health Provider



# INDIA

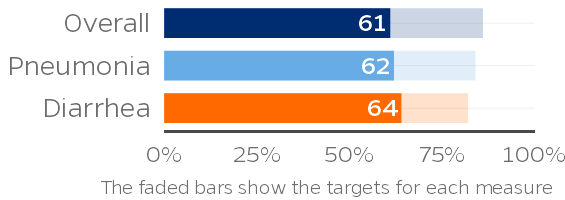
**146,558** deaths

from pneumonia and diarrhea  
in children under 5, equating to

**6** / 1000 live births



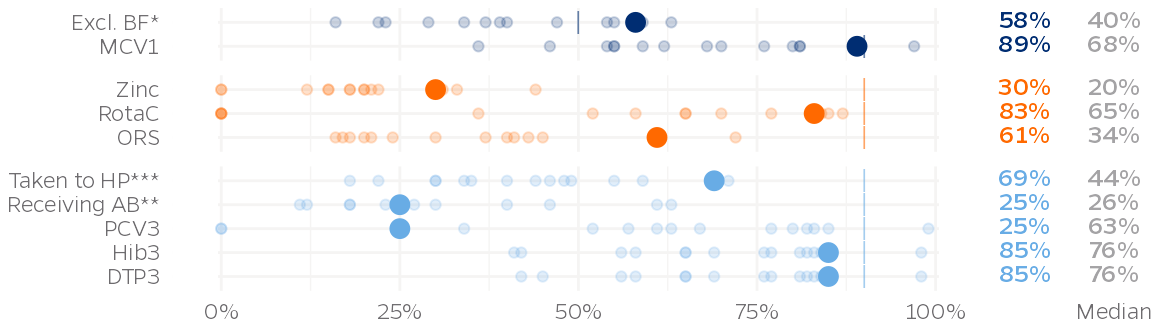
## GAPPD Scores



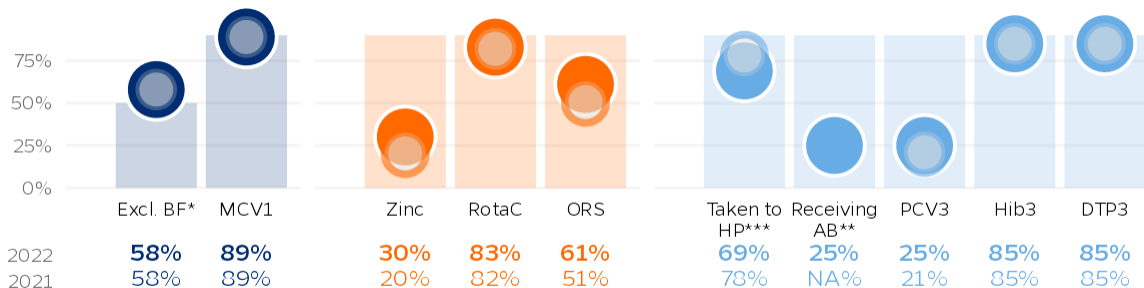
Rotavirus vaccine coverage in India has expanded dramatically from 13% in 2017 to 83% in 2021. National PCV roll-out continues to show success with an increase of 4% this year.

## Breakdown by Indicator

Here we show the country's performance on each indicator against the targets (the vertical lines). The other 14 countries in this year's global report are shown as smaller faded dots. The columns on the right provide the score for this country and the median score across all 15 countries.



Below, the GAPPD targets are represented by the height of the faded bars. The solid dots indicate the percentage coverage achieved by the country this year; the faded dots are last year's measurements.



\* Exclusively Breastfed; \*\* Receiving Antibiotics; \*\*\* Taken to Health Provider

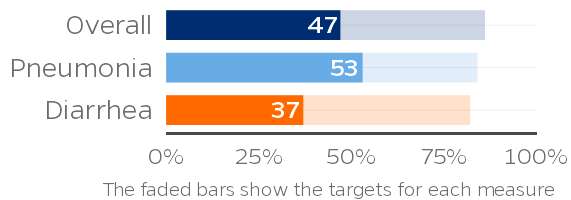


# IVORY COAST

**16,586** deaths  
from pneumonia and diarrhea  
in children under 5, equating to  
**18** / 1000 live births

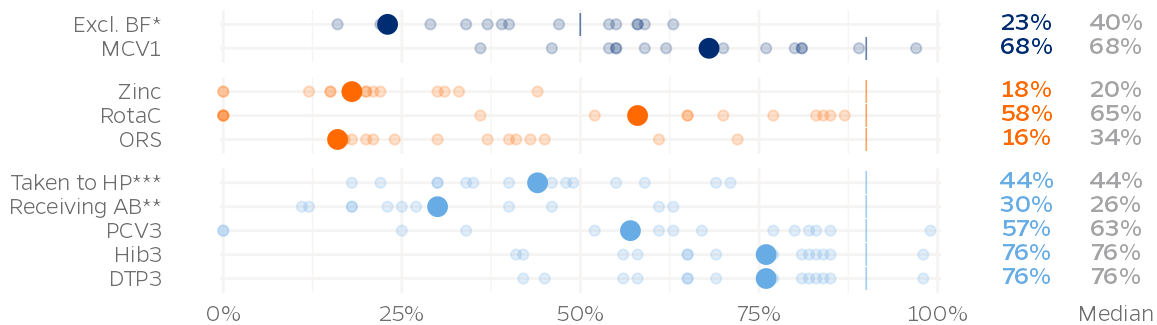


## GAPPD Scores

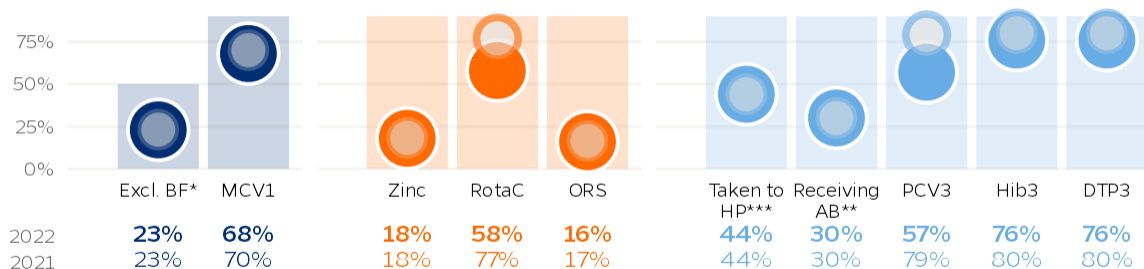


## Breakdown by Indicator

Here we show the country's performance on each indicator against the targets (the vertical lines). The other 14 countries in this year's global report are shown as smaller faded dots. The columns on the right provide the score for this country and the median score across all 15 countries.



Below, the GAPPD targets are represented by the height of the faded bars. The solid dots indicate the percentage coverage achieved by the country this year; the faded dots are last year's measurements.



\* Exclusively Breastfed; \*\* Receiving Antibiotics; \*\*\* Taken to Health Provider



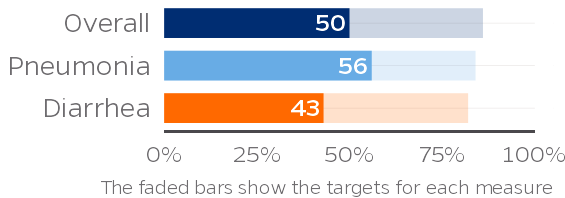


# MALI

**24,465** deaths  
from pneumonia and diarrhea  
in children under 5, equating to  
**30** / 1000 live births



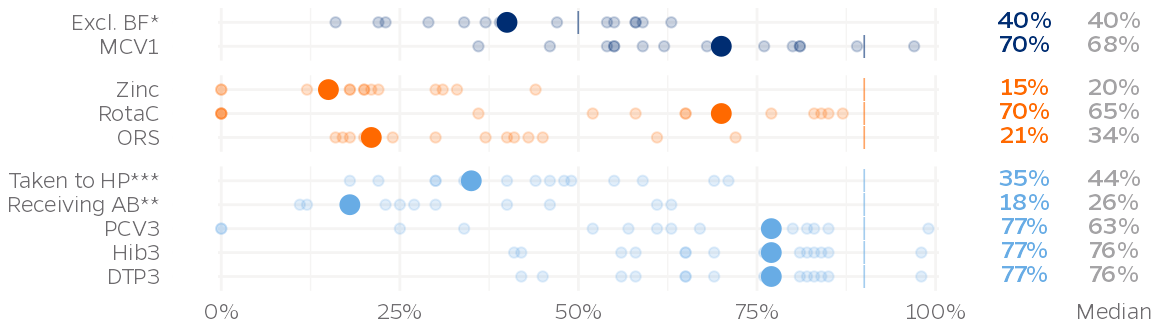
## GAPPD Scores



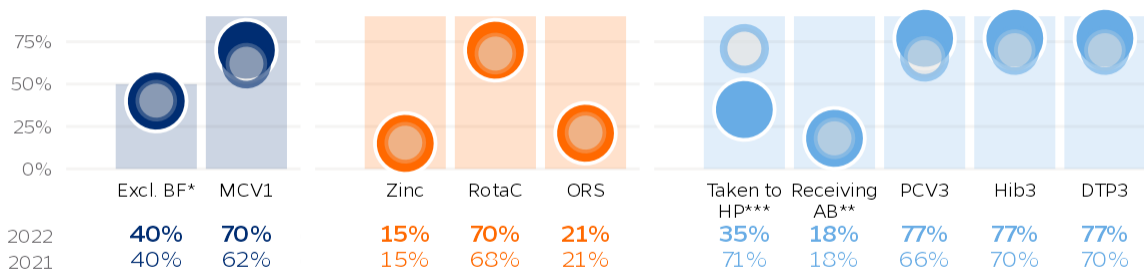
Mali experienced increases across all immunization indicators, with PCV3 (77%) and RotaC (70%) now surpassing pre-pandemic coverage levels

## Breakdown by Indicator

Here we show the country's performance on each indicator against the targets (the vertical lines). The other 14 countries in this year's global report are shown as smaller faded dots. The columns on the right provide the score for this country and the median score across all 15 countries.



Below, the GAPPD targets are represented by the height of the faded bars. The solid dots indicate the percentage coverage achieved by the country this year; the faded dots are last year's measurements.



\* Exclusively Breastfed; \*\* Receiving Antibiotics; \*\*\* Taken to Health Provider



# NIGER

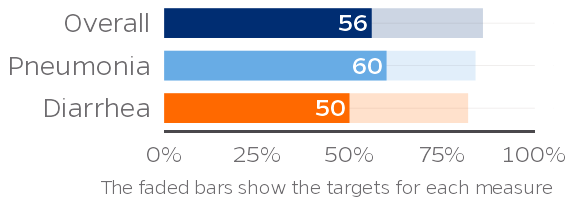
**25,237** deaths

from pneumonia and diarrhea  
in children under 5, equating to

**24** / 1000 live births



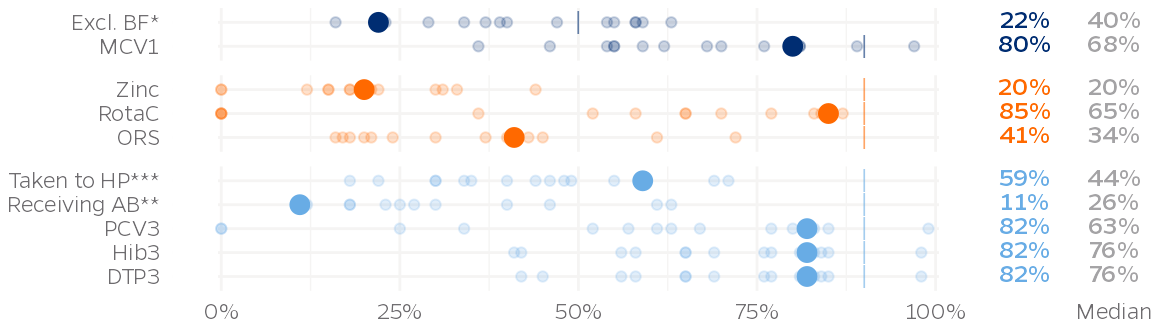
## GAPPD Scores



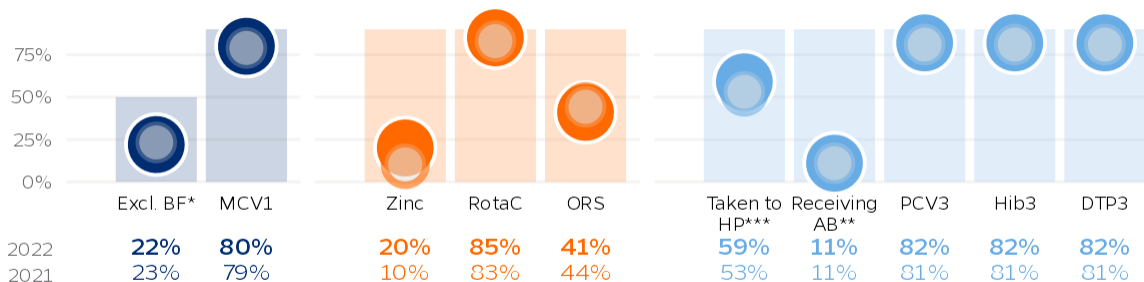
Niger experienced small improvements in immunization coverage across all five vaccine indicators, leading to a 1-point increase in Overall GAPPD score.

## Breakdown by Indicator

Here we show the country's performance on each indicator against the targets (the vertical lines). The other 14 countries in this year's global report are shown as smaller faded dots. The columns on the right provide the score for this country and the median score across all 15 countries.



Below, the GAPPD targets are represented by the height of the faded bars. The solid dots indicate the percentage coverage achieved by the country this year; the faded dots are last year's measurements.



\* Exclusively Breastfed; \*\* Receiving Antibiotics; \*\*\* Taken to Health Provider



# NIGERIA

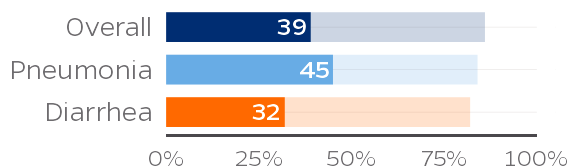
**321,596** deaths

from pneumonia and diarrhea  
in children under 5, equating to

**43** / 1000 live births



## GAPPD Scores

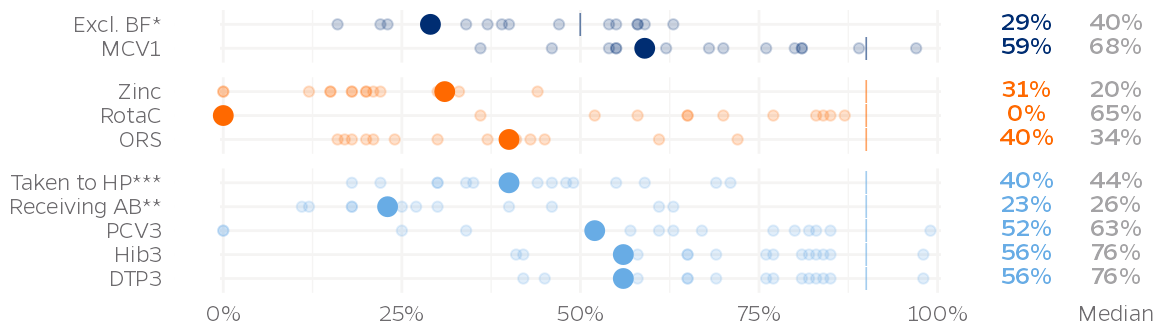


The faded bars show the targets for each measure

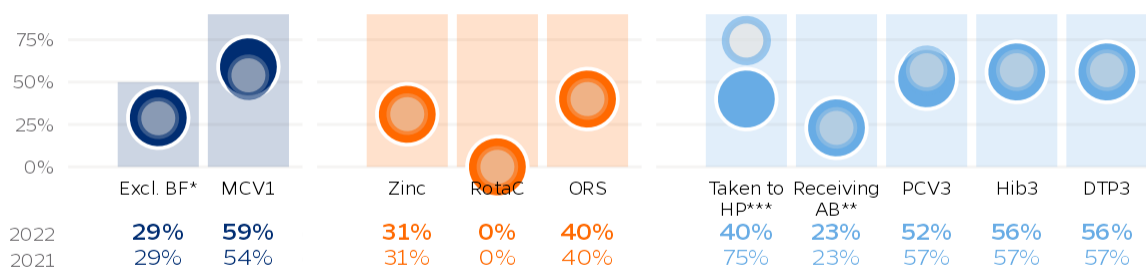
Nigeria remained at the same levels as 2021 across all indicators. It is now ranked 12 of 15 by Overall GAPPD score.

## Breakdown by Indicator

Here we show the country's performance on each indicator against the targets (the vertical lines). The other 14 countries in this year's global report are shown as smaller faded dots. The columns on the right provide the score for this country and the median score across all 15 countries.



Below, the GAPPD targets are represented by the height of the faded bars. The solid dots indicate the percentage coverage achieved by the country this year; the faded dots are last year's measurements.



\* Exclusively Breastfed; \*\* Receiving Antibiotics; \*\*\* Taken to Health Provider

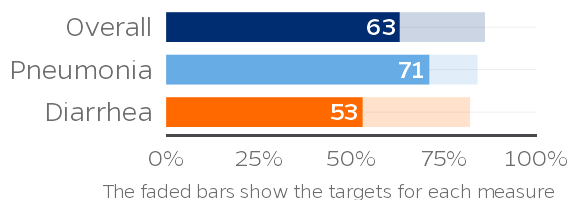


# PAKISTAN

**76,553** deaths  
from pneumonia and diarrhea  
in children under 5, equating to  
**13** / 1000 live births



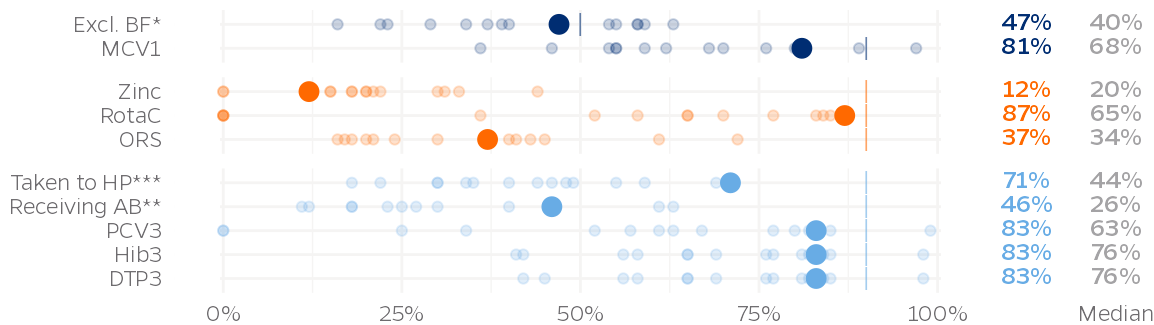
## GAPPD Scores



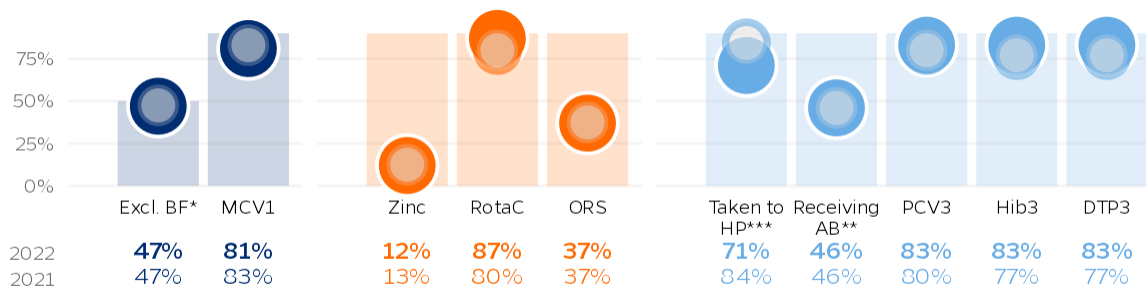
Pakistan reported improvements across 4 key vaccines, gaining 2 points in Pneumonia GAPPD score. Coverage increased by 6% for both DTP3 and Hib vaccines.

## Breakdown by Indicator

Here we show the country's performance on each indicator against the targets (the vertical lines). The other 14 countries in this year's global report are shown as smaller faded dots. The columns on the right provide the score for this country and the median score across all 15 countries.



Below, the GAPPD targets are represented by the height of the faded bars. The solid dots indicate the percentage coverage achieved by the country this year; the faded dots are last year's measurements.



\* Exclusively Breastfed; \*\* Receiving Antibiotics; \*\*\* Taken to Health Provider

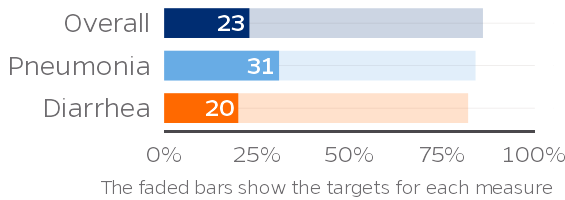


# SOMALIA

**25,476** deaths  
from pneumonia and diarrhea  
in children under 5, equating to  
**40** / 1000 live births



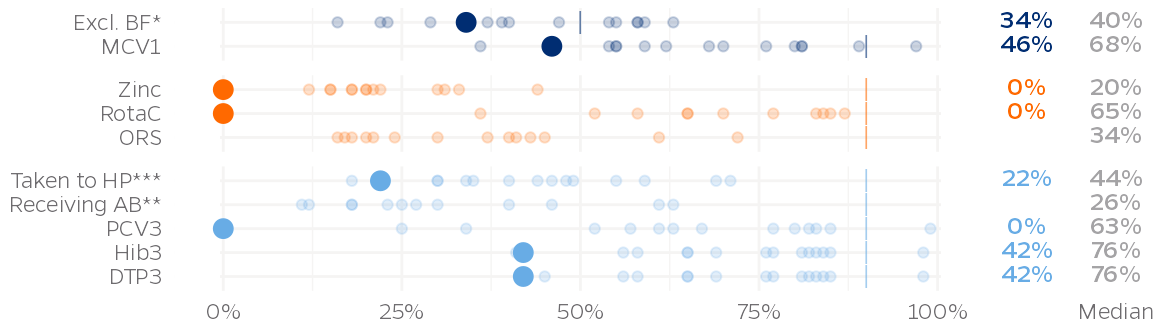
## GAPPD Scores



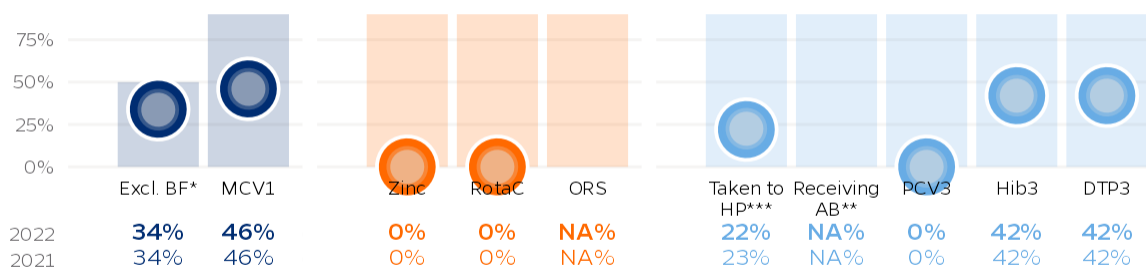
Somalia experienced no change across indicators. Somalia remains the lowest scoring country with an Overall GAPPD score of 23.

## Breakdown by Indicator

Here we show the country's performance on each indicator against the targets (the vertical lines). The other 14 countries in this year's global report are shown as smaller faded dots. The columns on the right provide the score for this country and the median score across all 15 countries.



Below, the GAPPD targets are represented by the height of the faded bars. The solid dots indicate the percentage coverage achieved by the country this year; the faded dots are last year's measurements.



\* Exclusively Breastfed; \*\* Receiving Antibiotics; \*\*\* Taken to Health Provider

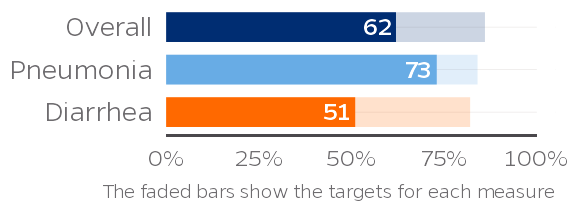


# SUDAN

**18,431** deaths  
from pneumonia and diarrhea  
in children under 5, equating to  
**14** / 1000 live births



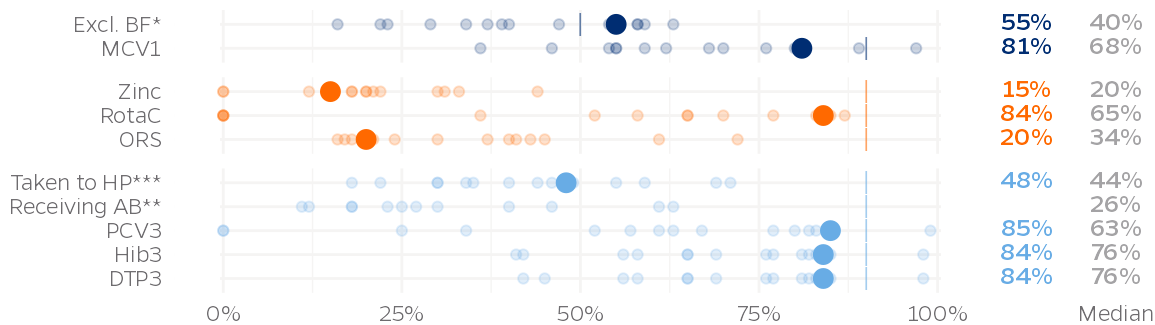
## GAPPD Scores



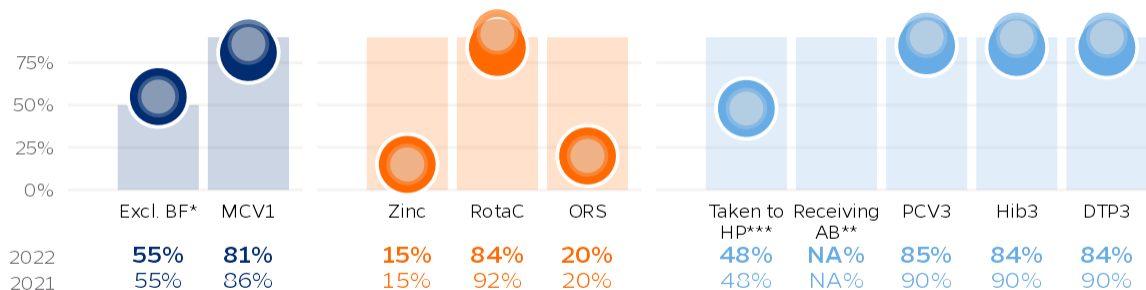
Sudan experienced a 3-point decline in Overall GAPPD score. All five immunization indicators experienced a decline, ranging from 5% to 8%.

## Breakdown by Indicator

Here we show the country's performance on each indicator against the targets (the vertical lines). The other 14 countries in this year's global report are shown as smaller faded dots. The columns on the right provide the score for this country and the median score across all 15 countries.



Below, the GAPPD targets are represented by the height of the faded bars. The solid dots indicate the percentage coverage achieved by the country this year; the faded dots are last year's measurements.



\* Exclusively Breastfed; \*\* Receiving Antibiotics; \*\*\* Taken to Health Provider

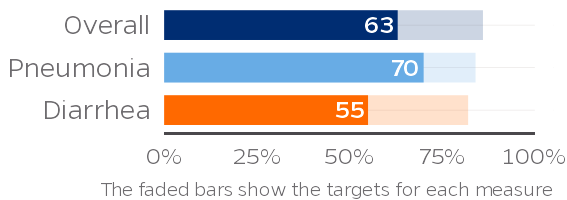


# UNITED REPUBLIC OF TANZANIA

**24,870** deaths  
from pneumonia and diarrhea  
in children under 5, equating to  
**12** / 1000 live births



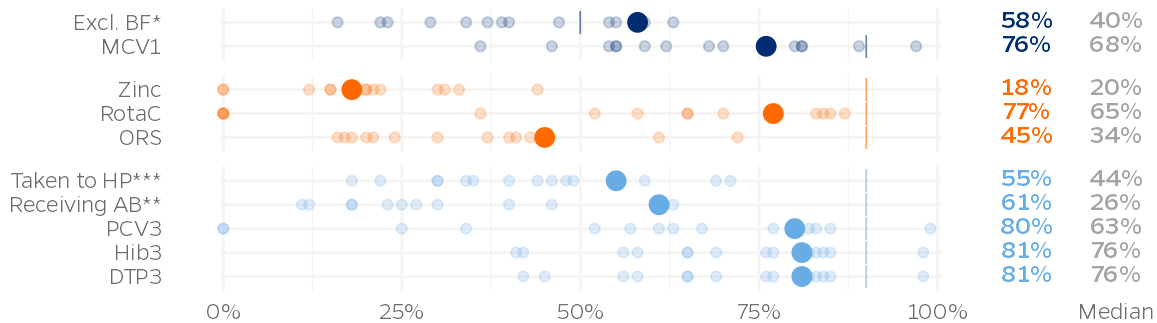
## GAPPD Scores



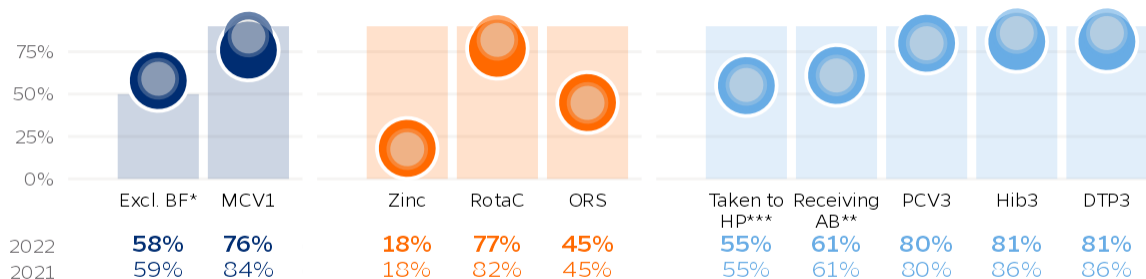
United Republic of Tanzania experienced a decline in Overall GAPPD score due to reduced immunization coverage for all immunization indicators.

## Breakdown by Indicator

Here we show the country's performance on each indicator against the targets (the vertical lines). The other 14 countries in this year's global report are shown as smaller faded dots. The columns on the right provide the score for this country and the median score across all 15 countries.



Below, the GAPPD targets are represented by the height of the faded bars. The solid dots indicate the percentage coverage achieved by the country this year; the faded dots are last year's measurements.



\* Exclusively Breastfed; \*\* Receiving Antibiotics; \*\*\* Taken to Health Provider

