

June 2023

The MTA is Big Business for New Jersey

The MTA paid New Jersey
companies \$3.3 billion
from 2014-2022



Introduction



From 2014-2022, the MTA paid New Jersey companies \$3.3 billion for goods and services for capital construction projects and other needs.

In 2020, Reinvent Albany released [*Investing in the MTA is Investing in America*](#), a report showing that the economic reach of the MTA is vast. It found that the MTA spent nearly \$23 billion on outside vendors from 2011 to 2018, with one-third, or \$8 billion, spent outside of New York, in a total of 46 other states.

This update focuses specifically on MTA spending in New Jersey, given recent attention to the MTA's economic benefit to the region as congestion pricing is being implemented.

Congestion pricing will bring in \$15 billion or 27% of the funds needed to complete the MTA's largest-ever \$55 billion 2020-2024 Capital Plan.

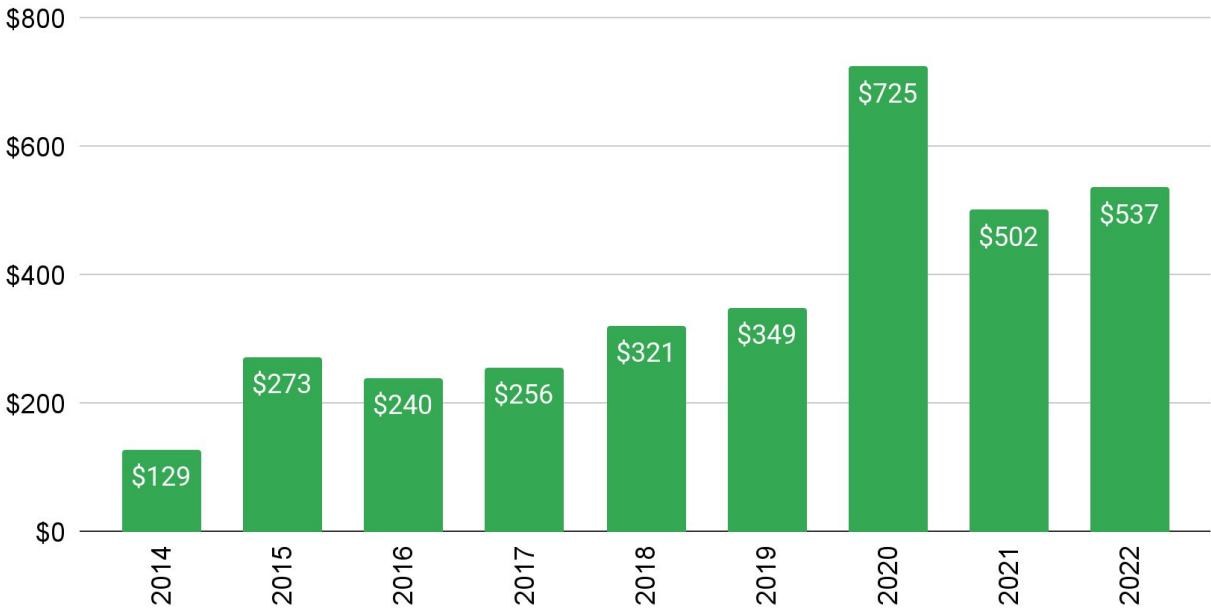
<u>Rank</u>	<u>State</u>	<u>MTA Spending. 2014-2022</u>
1	NY	\$25,846,002,708
2	NJ	\$3,331,284,095
3	PA	\$1,958,092,670
4	IL	\$1,411,307,891
5	CA	\$1,147,824,285
6	NC	\$537,103,972
7	CT	\$478,638,536
8	MD	\$429,376,926
9	SC	\$340,397,400
10	OH	\$339,863,346

Major Vendor Highlights, 2014-2022

- **Walsh Construction Company** (Little Falls, NJ): \$291 million, Hurricane Sandy Repairs and Mitigation
- **86th St Constructors JV** (Secaucus, NJ): \$229 million, Second Avenue Subway
- **Railroad Construction Company** and joint ventures (Paterson, NJ): \$168 million, Mid-Suffolk Electric Yard, Morris Park Shop, Buckram Road Bridge, etc.
- **Cummins** (Newark and Kearny, NJ): \$145 million, engines, compressors, parts, etc.
- **Prismatic Development Corporation** (Fairfield, NJ): \$126 million, Design/Build for Clifton Shop in Staten Island
- **GCT Constructors JV** (Secaucus, NJ): \$92 million, East Side Access
- **EE Cruz and Company** (South Plainfield, NJ): \$65 million, Verrazzano-Narrows Bridge replacements
- **Outfront Media Group** (Fairfield, NJ): \$46 million, advertising and displays

MTA Business with New Jersey is Skyrocketing

Reinvent Albany Analysis: MTA Annual Spending on NJ Vendors, 2014-2022 (in millions)



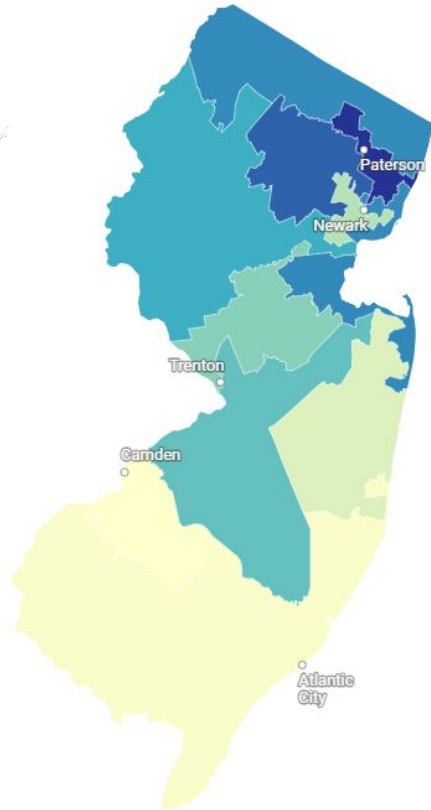
Methodology notes: Reinvent Albany analyzed data provided by MTA to the Authorities Budget Office (ABO) in [annual procurement reports from 2014 to 2022](#) (2022 data was provided by MTA as it has not yet been posted as open data). Total spending was tallied based on “amount expended for fiscal year” and may not reflect total value of contracts for individual vendors. Vendor names were standardized to the extent practicable to merge alternate abbreviations and data entry errors/typos. Addresses of vendors are based on data as provided by the MTA to the ABO. Some companies have multiple locations and the address may reflect a headquarters, but not the total base of its operations or staffing, or reflect locations which have moved or closed. Joint ventures where the amount split between companies is not known are listed as provided by MTA.

Where \$3.3 Billion in MTA Contracts were Spent, by NJ Congressional District

Total Spent and Top 5 Vendors, 2014 to 2022

31.06M 1.02B

Reinvent
Albany.



Map: Reinvent Albany • Source: NYS ABO • Get the data • Created with Datawrapper

Companies in every New Jersey congressional district do business with the MTA

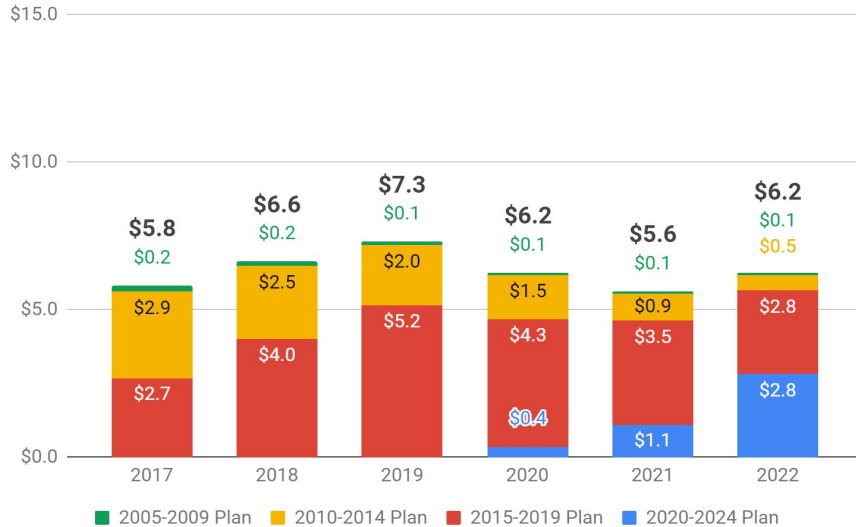
- MTA spending directly benefits NJ businesses, who will receive future contracts from congestion pricing revenues.
- Congestion pricing will bring in \$15 billion or 27% of the funds needed to complete the MTA's largest ever \$55 billion 2020-2024 capital plan.

Click map for interactive list of top vendors

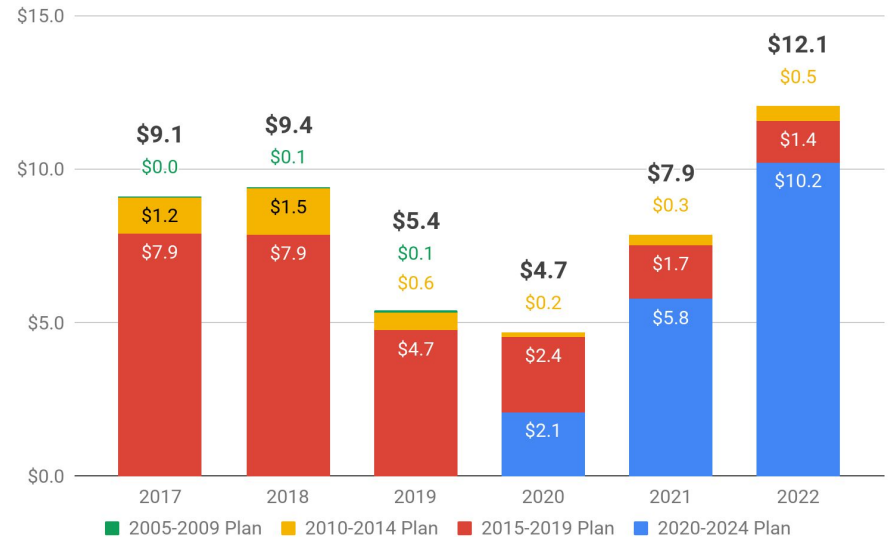
MTA Capital Spending Increasing after COVID-19 Slow-Down

- Capital spending will pick up as the MTA's \$55B 2020-2024 capital plan is fully funded by congestion pricing, which will bring in \$15 billion alone for the plan
- NJ businesses poised to increase profits from MTA contracts funded by congestion pricing

Reinvent Albany Analysis of MTA Capital Plan Spending, 2017-2022 (in billions)



Reinvent Albany Analysis of MTA Capital Plan Commitments, 2017-2022 (in billions)



Millions Spent in Each NJ Congressional District (CD)

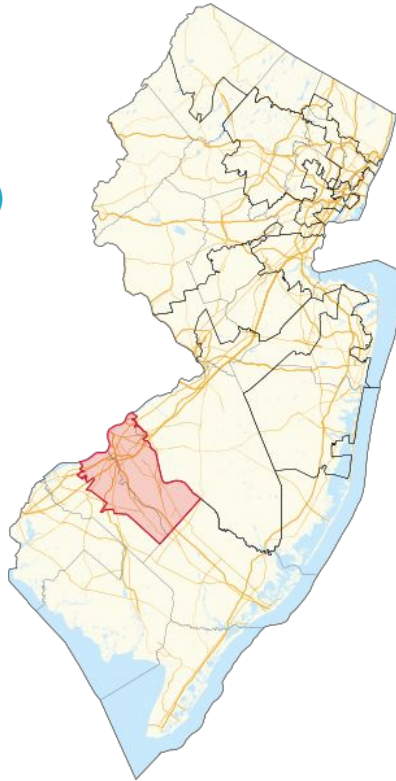
- Northern NJ saw large levels of MTA spending, with CDs 5-12 seeing between \$200 million and \$1 billion each in payments from 2014-2022
- Congressional District 9 (Kearny, Passaic, Paterson, Secaucus) received more than \$1 billion in MTA payments from 2014-2022
- Southern NJ districts also saw MTA spending on businesses every year from 2014- 2022, with CDs 1-4 seeing between \$31 million and \$162 million each in payments

NJ Congressional District	Representative	MTA Payments to NJ Companies 2014-2022
District 9	Bill Pascrell (D)	\$1,024,726,353
District 11	Mikie Sherrill (D)	\$682,356,968
District 6	Frank Pallone (D)	\$312,025,899
District 5	Josh Gottheimer (D)	\$289,753,408
District 8	Rob Menendez (D)	\$281,675,491
District 7	Thomas Kean Jr. (R)	\$201,834,935
District 3	Andy Kim (D)	\$162,321,625
District 12	Bonnie Watson Coleman (D)	\$124,866,956
District 10	Donald Payne Jr. (D)	\$105,861,261
District 4	Chris Smith (R)	\$76,851,478
District 2	Jeff Van Drew (R)	\$37,950,900
District 1	Donald Norcross (D)	\$31,058,822

MTA Payments to NJ Businesses by Congressional District, 2014-2022

NJ CD 1:
Donald Norcross (D)

**\$31 million
total MTA
payments**



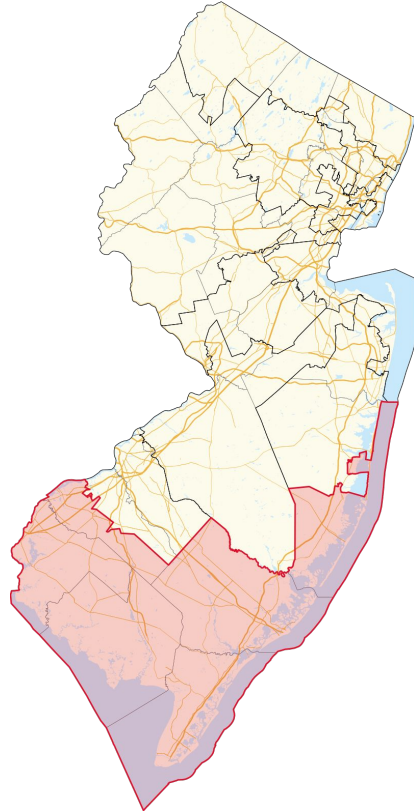
District maps from [Twotwofourtysix, Wikimedia Commons](https://www.wikimedia.org/wiki/File:New_Jersey_Congressional_Districts_2013-2015.svg)

NJ CD1 - Vendor Name	Total Payments
PROGRESSIVE PIPELINE MANAGEMENT LLC	\$11,132,593
BBA PROJECT INC	\$10,931,843
WABTEC PASSENGER TRANSIT	\$2,838,869
TENNANT SALES AND SERVICE CO	\$2,710,532
CONNECTOR PRODUCTS INC	\$1,043,869
EAGLE POINT GUN	\$612,253
RAUL V BRAVO AND ASSOCIATES INC	\$469,085
EASTERN LIFT TRUCK CO INC	\$354,172
WALCO ELECTRIC COMPANY	\$281,453
ANA LABORATORIES INC	\$192,504
METRO RAILWAY SUPPLY COMPANY	\$170,625
CAPITAL SUPPLY COMPANY	\$67,200
PANDROL INC	\$43,040
EVENT CENTRAL LLC	\$37,956
EUROFINS ANA LABORATORIES LLC	\$37,695
VACUUM SALES INC	\$31,145
OFF GRID PREPAREDNESS SUPPLY LLC	\$26,091
WABCO LOCOMOTIVE PRODUCTS	\$23,840
HALE TRAILER BRAKE AND WHEEL INC	\$19,410
WD SERVICE CO INC	\$17,488
ALL OTHER (3 Vendors)	\$17,161
Grand Total	\$31,058,822

MTA Payments to NJ Businesses by Congressional District, 2014-2022

NJ CD 2:
Jeff Van Drew (R)

**\$38 million
total MTA
payments**

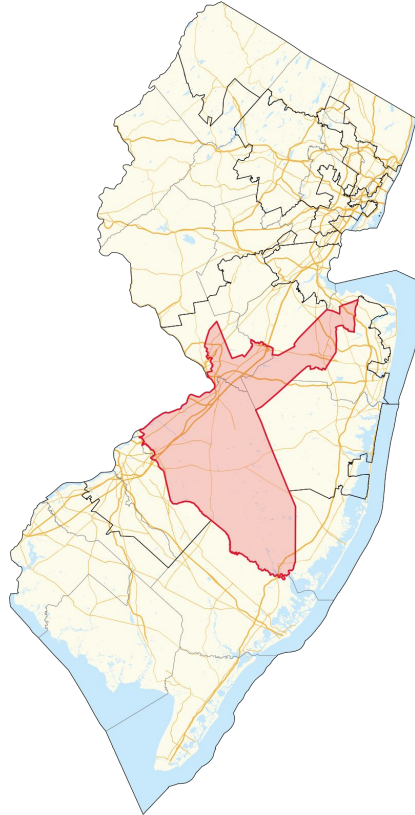


NJ CD2 - Vendor Name	Total Payments
PANDROL INC	\$32,680,851
BKC INDUSTRIES INC	\$2,039,140
CMI - PROMEX	\$1,195,500
ELZLY TECHNOLOGY CORP	\$772,939
ANTANAS CONSTRUCTION SERVICES LLC	\$465,000
GARDEN STATE HIGHWAY PRODUCTS INC	\$402,542
ALTERNATIVE MICROGRAPHICS INC	\$142,275
GROFF TRACTOR NEW JERSEY LLC	\$139,167
KOVA CORP	\$78,734
FARM RITE INC	\$27,971
SGS NORTH AMERICA INC	\$6,781
Grand Total	\$37,950,900

MTA Payments to NJ Businesses by Congressional District, 2014-2022

NJ CD 3:
Andy Kim (D)

**\$162 million
total MTA
payments**



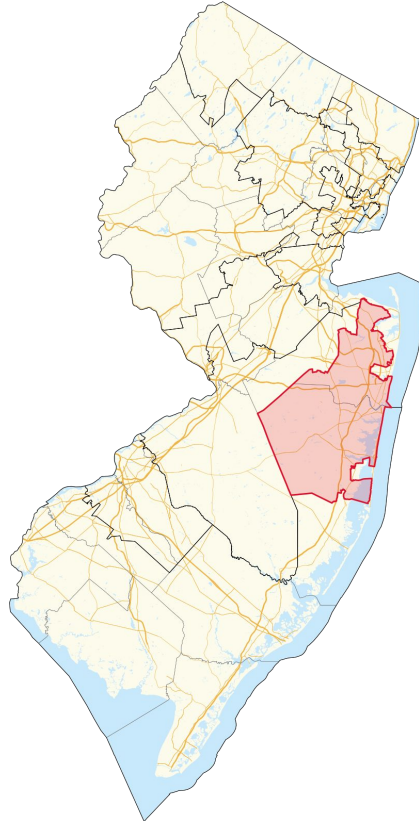
District maps from [Twotwofourtysix, Wikimedia Commons](#)

NJ CD3 - Vendor Name	Total Payments
AUTOMOTIVE RENTALS INC	\$75,567,131
TNT EQUIPMENT SALES AND RENTALS INC	\$30,905,104
WILLIAM G MOORE AND SON INC OF DELAWARE	\$12,295,776
MANAGEMENT CONCEPTS SYSTEMS AND SERVICES	\$10,255,132
PINA M INC	\$6,490,611
MCSS INC	\$6,446,906
PHOENIX SALES AND SERVICE CORP	\$5,323,215
NEW WAVE PEOPLE INC	\$4,947,732
PARKEON INC	\$3,300,685
CANON FINANCIAL SERVICES INC	\$1,234,776
GLOBAL INDUSTRIES INC	\$900,156
EAST COAST EMERGENCY LIGHTING INC	\$586,669
JCMS INC	\$555,232
HILL INTERNATIONAL INC	\$482,918
TRANSAXLE CORP	\$364,170
CEMENTEX PRODUCTS INC	\$299,617
FALLPROOF SYSTEMS LLC	\$295,000
GENERAL DATA COMPANY INC	\$278,530
HYLAN DATACOM AND ELECTRICAL LLC	\$233,910
SEAN SMITH	\$233,436
ALL OTHER (21 Vendors)	\$1,324,920
Grand Total	\$162,321,625

MTA Payments to NJ Businesses by Congressional District, 2014-2022

NJ CD 4:
Chris Smith (R)

**\$77 million
total MTA
payments**



District maps from [Twotwofourtysix, Wikimedia Commons](#)

NJ CD4 - Vendor Name	Total Payments
FUJITSU NETWORK COMMUNICATIONS INC	\$21,977,807
CELLGAIN WIRELESS	\$13,738,419
NORTHEAST REMSCO CONSTRUCTION INC	\$13,319,796
MAGNADATA USA INC	\$13,077,895
NEXUS CONSORTIUM INC	\$4,681,652
ORGO THERMIT INC	\$2,076,707
AMERICAN PRIDE PAPER AND PLASTIC LLC	\$1,828,038
EMPIRE CONSTRUCTION AND PROPERTY MGMT	\$1,554,294
JG ELECTRICAL TESTING CORP	\$1,111,449
EDDIE KANE STEEL PRODUCTS INC	\$852,208
RADIANT RESOURCES INC	\$484,491
DMS AND D ASSOCIATES INC	\$346,572
AIR GRAPHIX INC	\$252,493
YORKTEL	\$219,121
GARON PRODUCTS INC	\$206,048
EXPRESS SYSTEMS AND PERIPHERALS	\$138,244
BLONDER SUPPLY INC	\$133,495
VALUE ADDED VOICE SOLUTIONS LLC	\$121,382
ATLANTIC TRANSFORMER SERVICES INC	\$115,310
LGD CONSULTING LLC	\$114,756
ALL OTHER (15 Vendors)	\$501,299
Grand Total	\$76,851,478

MTA Payments to NJ Businesses by Congressional District, 2014-2022

NJ CD 5:
Josh Gottheimer (D)

**\$290 million
total MTA
payments**



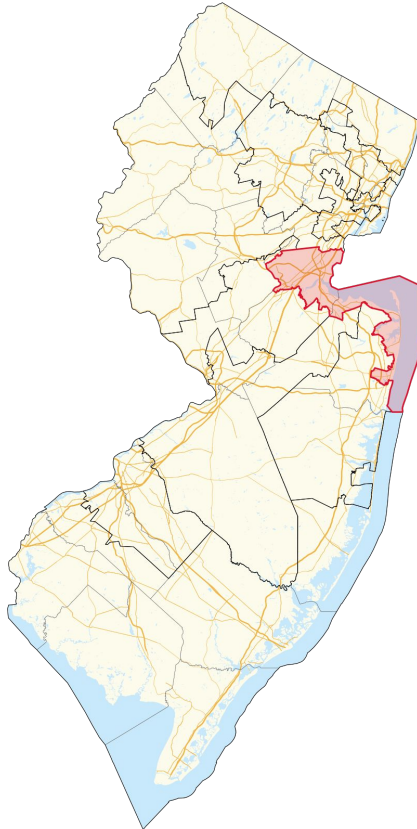
District maps from [Twotwofourtysix, Wikimedia Commons](#)

NJ CD5 - Vendor Name	Total Payments
MASS ELECTRIC CONSTRUCTION CO	\$80,685,771
ACTION CARTING ENVIRONMENTAL SVS INC	\$56,071,850
KIEWIT INFRASTRUCTURE CO	\$32,036,948
HAFCO FOUNDRY AND MACHINE CO INC	\$22,718,849
LIMOSYS LLC	\$17,207,001
STEWART AND STEVENSON POWER PRODUCTS LLC	\$10,812,142
RMSK CONTRACTING CORP	\$8,433,166
DYNAMIC US INC	\$7,282,656
COACH USA INC	\$7,143,820
KRATOS PUBLIC SAFETY AND SECURITY	\$5,566,198
HENRY BROTHERS ELECTRONICS INC	\$4,880,829
BROADWAY 280 PARK FEE LLC	\$4,585,212
HOYT CORP	\$3,746,257
PLUGOUT LLC	\$3,411,657
UNITED REFRIGERATION INC	\$2,948,636
IZAR ASSOCIATES INC	\$2,366,417
COMMUNITY COACH INC	\$1,722,129
EN TECH CORP	\$1,678,700
OUDAZ GENERAL CONTRACTING INC	\$1,577,000
K AND V CONSTRUCTION INC	\$1,223,611
ALL OTHER (55 Vendors)	\$13,654,558
Grand Total	\$289,753,408

MTA Payments to NJ Businesses by Congressional District, 2014-2022

NJ CD 6:
Frank Pallone (D)

\$312 million
total MTA
payments



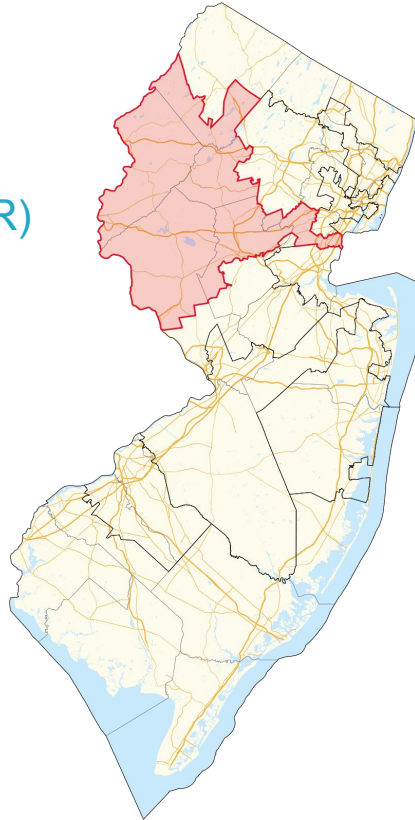
District maps from [Twotwofourtysix, Wikimedia Commons](#)

NJ CD6 - Vendor Name	Total Payments
EE CRUZ AND COMPANY INC	\$84,454,459
CRC ASSOCIATES INC	\$40,634,552
NAIK CONSULTING GROUP PC	\$34,907,153
FUJI ELECTRIC CORP OF AMERICA	\$18,570,769
EXTERNETWORKS INC	\$18,427,919
4D SECURITY SOLUTIONS INC	\$18,260,435
CEMBRE INC	\$12,754,321
HOFFMAN EQUIPMENT INC	\$12,350,350
STRATO INC	\$8,764,242
PRUTECH SOLUTIONS INC	\$6,806,210
SKANSKA KOCH INC	\$6,276,800
RUSSELL REID INC	\$4,855,425
RELIABOTICS LLC	\$4,172,633
ALL HANDS FIRE EQUIPMENT	\$3,615,373
ALL AMERICAN POLY	\$3,539,636
LUX BUILDERS INC	\$3,355,595
SUMMIT PAPER COMPANY	\$3,275,792
PMC ASSOCIATES	\$2,849,745
FOLEY INC	\$2,297,832
INTERTEK USA INC	\$2,235,707
ALL OTHER (58 Vendors)	\$19,620,950
Grand Total	\$312,025,899

MTA Payments to NJ Businesses by Congressional District, 2014-2022

NJ CD 7:
Thomas Kean Jr. (R)

**\$202 million
total MTA
payments**



District maps from [Twotwofourtysix, Wikimedia Commons](#)

NJ CD7 - Vendor Name	Total Payments
TRACKS UNLIMITED LLC	\$68,207,781
SLADE INDUSTRIES INC	\$23,060,079
MODERN FACILITIES SERVICES INC	\$20,248,733
TREVCON CONSTRUCTION COMPANY INC	\$18,730,900
RUSSELL REID INC	\$12,855,841
UNISYS CORP	\$10,228,540
A AND M INDUSTRIAL SUPPLY CO INC	\$4,162,109
COLONIAL HARDWARE CORP	\$3,888,889
POWERTECH CONVERTER CORP	\$3,467,366
HIBUILD LIMITED LIABILITY COMPANY	\$3,175,246
ATLANTIC IMPORT AND EXPORT CORP	\$2,791,180
ALL POINTS COMMUNICATIONS INC	\$2,520,973
KNORR-BREMSE POWERTECH CORP USA	\$2,081,989
QEI LLC	\$1,947,101
ENGINEERED ENERGY SOLUTIONS INC	\$1,718,554
IES ASSOCIATES	\$1,625,423
STORAGE SYSTEMS USA	\$1,616,855
WESTERN OILFIELDS SUPPLY	\$1,493,856
GRIGNARD COMPANY LLC	\$1,433,441
NATIONAL VETERAN CONTRACTORS LLC	\$1,377,449
<i>ALL OTHER (61 Vendors)</i>	<i>\$15,202,629</i>
Grand Total	\$201,834,935

MTA Payments to NJ Businesses by Congressional District, 2014-2022

NJ CD 8:
Rob Menendez (D)

\$282 million
total MTA
payments



District maps from [Twotwofourtysix, Wikimedia Commons](#)

NJ CD8 - Vendor Name	Total Payments
CUMMINS SALES AND SERVICE	\$145,310,379
US TECH SOLUTIONS INC	\$24,941,185
PORT IMPERIAL FERRY CORP	\$22,860,529
JP MORGAN CHASE BANK	\$17,008,199
ACADEMY EXPRESS LLC	\$13,147,814
MAC PRODUCTS INC	\$10,055,201
RAILPROS INC	\$9,264,017
CLEAN VENTURE INC	\$8,830,528
ACCENTURE LLP	\$8,428,002
APPLIED ADAPTIVE SOLUTIONS CORP	\$5,459,324
GEM CONSTRUCTION AND RESTORATION	\$3,991,969
HERTZ EQUIPMENT RENTAL CORP	\$2,576,647
EDISON LITHOGRAPH AND PRINTING CORP	\$1,642,527
TEC SOLUTIONS CONCEPTS INC	\$1,360,311
CENTER FOR STRATEGY REALIZATION LLC	\$1,092,806
NEW JERSEY TRANSIT	\$1,084,060
LANDMAN CORSI BALLAINE FORD PC	\$612,992
PMY CONSTRUCTION CORP	\$408,188
DAIDONE ELECTRIC INC	\$377,476
METRO HYDRAULIC JACK COMPANY	\$315,390
ALL OTHER (27 Vendors)	\$2,907,947
Grand Total	\$281,675,491

MTA Payments to NJ Businesses by Congressional District, 2014-2022

NJ CD 9:
Bill Pascrell (D)

**\$1 billion
total MTA
payments**



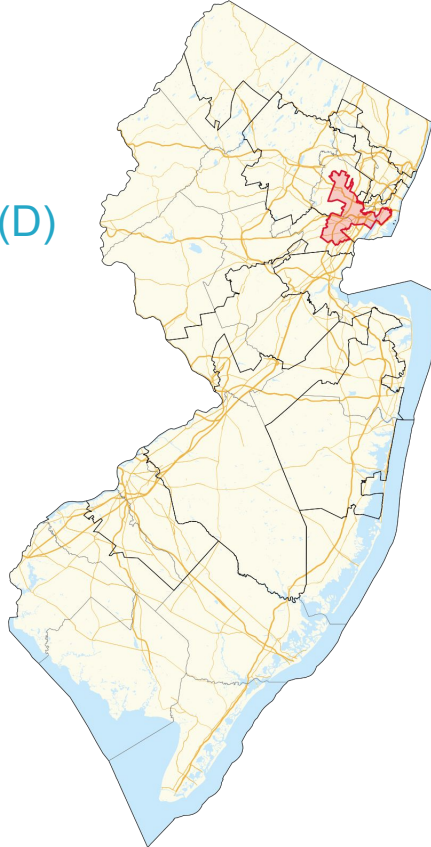
District maps from [Twotwofourtsix](#). [Wikimedia Commons](#)

NJ CD9 - Vendor Name	Total Payments
86TH STREET CONSTRUCTORS JV	\$229,197,323
RAILROAD CONSTRUCTION COMPANY INC	\$168,461,996
GCT CONSTRUCTORS JV	\$92,122,153
SCHIAVONE CONSTRUCTION CO LLC	\$86,280,805
RAILROAD-MICHELS JOINT VENTURE LLC	\$63,892,680
STEWART AND STEVENSON POWER PRODUCTS LLC	\$61,501,746
HEPCO INC	\$43,469,668
ALLIANCE BUS GROUP INC	\$41,334,960
DTG CONSULTING SOLUTIONS INC	\$40,244,133
RAILROAD CONST CO-AMCC CORP JV	\$35,058,731
THERMO KING EAST INC	\$17,399,052
OLYMPIC GLOVE AND SAFETY COMPANY	\$14,100,436
ATLANTIC DETROIT DIESEL ALLISON INC	\$12,986,540
NATIONAL WATER MAIN CLEANING CO	\$12,024,503
ERNST AND YOUNG US LLP	\$9,596,830
HENRY BROTHERS ELECTRONICS INC	\$8,961,193
PINNACLE ENVIRONMENTAL CORP	\$8,678,918
BIO-REFERENCE LABORATORIES INC	\$7,926,695
FINE ORGANICS CORP	\$6,333,524
SPRUCE TECHNOLOGY INC	\$6,008,274
<i>ALL OTHER (83 Vendors)</i>	<i>\$59,146,195</i>
Grand Total	\$1,024,726,353

MTA Payments to NJ Businesses by Congressional District, 2014-2022

NJ CD 10:
Donald Payne, Jr. (D)

**\$106 million
total MTA
payments**



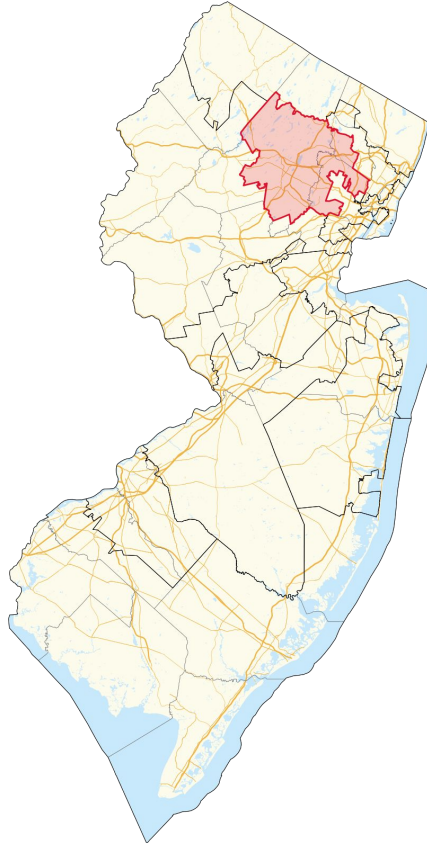
District maps from [Twotwofourtysix, Wikimedia Commons](#)

NJ CD10 - Vendor Name	Total Payments
MARSH USA INC	\$26,991,062
SELCO MANUFACTURING CORP	\$14,203,982
HUDSON MOTORS PARTNERSHIP	\$12,612,961
L J GONZER ASSOCIATES	\$8,028,923
KS ENGINEERS PC	\$6,454,126
THORNTON TOMASETTI INC	\$4,912,637
IMPERIAL DADE	\$4,405,044
UNIPRO INTL	\$3,690,154
IMPERIAL BAG AND PAPER CO LLC	\$3,313,092
LJ GONZER ASSOCIATES	\$1,996,027
ADAMS ELECTRIC SALES INC	\$1,965,382
INFOTRAN ENGINEERS AND ARCHITECTS PC	\$1,893,294
EASTHILL CONSTRUCTION CORP	\$1,612,000
ACECO INDUSTRIAL PACKAGING CO	\$1,531,360
AURAPLAYER INC	\$1,283,400
VERIZON WIRELESS	\$1,089,438
JAYGO INC	\$902,255
ACTION CARTING ENVIRONMENTAL SVS INC	\$849,654
A AND M INDUSTRIAL SUPPLY CO INC	\$809,348
UNITED STEEL PRODUCTS INC	\$770,153
ALL OTHER (42 Vendors)	\$6,546,969
Grand Total	\$105,861,261

MTA Payments to NJ Businesses by Congressional District, 2014-2022

NJ CD 11:
Mikie Sherrill (D)

\$682 million
total MTA
payments



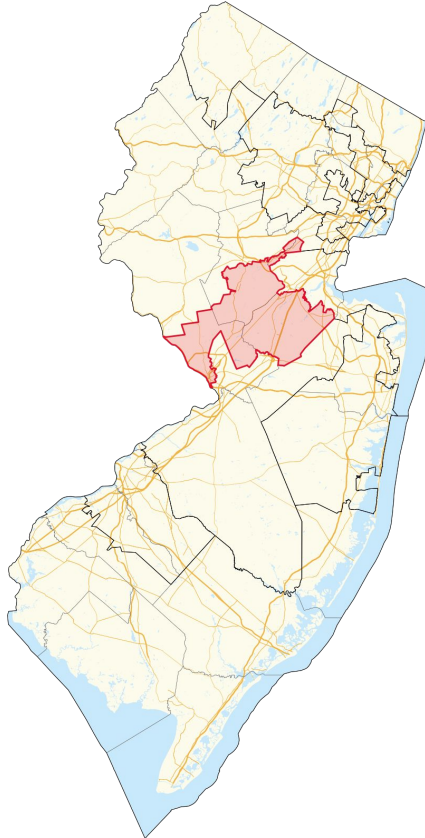
District maps from [Twotwofourtysix, Wikimedia Commons](#)

NJ CD11 - Vendor Name	Total Payments
WALSH CONSTRUCTION COMPANY II LLC	\$291,010,664
PRISMATIC DEVELOPMENT CORP	\$126,264,240
OUTFRONT MEDIA GROUP LLC	\$50,075,420
ATLANTIC TRACK AND TURNOUT CO	\$21,963,327
FLEETWASH INC	\$17,686,084
DELOITTE AND TOUCHE LLP	\$15,829,637
GEORGE S HALL INC	\$15,587,878
KOHL GROUP	\$14,727,986
TRANSPORT PRODUCTS INC	\$13,343,099
AMMANN AND WHITNEY WSP JV	\$13,035,111
CONSTRUCCIONES Y AUXILIAR DE FERROCARRIL	\$11,272,016
MICROELETTRICA - USA LLC	\$9,200,904
SAI SERVICES INC	\$7,838,331
OKONITE COMPANY INC	\$6,978,377
ECOMM TECHNOLOGIES	\$6,290,244
BEYER FORD LLC	\$5,440,258
ACI WORLDWIDE INC	\$5,284,974
MERSEN USA	\$4,812,979
RAILS COMPANY	\$4,201,118
CAF SA	\$3,933,401
ALL OTHER (85 Vendors)	\$37,580,923
Grand Total	\$682,356,968

MTA Payments to NJ Businesses by Congressional District, 2014-2022

NJ CD 12:
Bonnie Watson
Coleman (D)

**\$128 million
total MTA
payments**



District maps from [Twotwofourtysix, Wikimedia Commons](#)

NJ CD12 - Vendor Name	Total Payments
ROTATOR STAFFING SERVICES INC	\$32,071,749
JANEL INC	\$26,478,315
RISING SUN CONSTRUCTION LLC	\$14,836,821
ALLIED UNIVERSAL SECURITY SERVICES	\$9,329,546
GEOMATRIX SERVICES INC	\$5,799,065
PERMADUR INDUSTRIES INC	\$3,083,020
V GROUP INC	\$3,082,510
AITA TECHNOLOGIES	\$2,929,391
22ND CENTURY TECHNOLOGIES INC	\$2,595,408
DADE PAPER AND BAG CO	\$2,420,510
CRC ASSOCIATES INC	\$2,066,974
EXTON CAPITAL CORP	\$1,873,692
SJH ENGINEERING PC	\$1,734,644
LB FOSTER COMPANY	\$1,573,463
SISSCO / PERMADUR INDUSTRIES	\$1,444,614
TNT ELECTRIC SUPPLY INC	\$1,403,255
DRL SERVICES LLC	\$1,243,769
LUCILLE MAUD CORP	\$1,087,591
SA ENGINEERING LLC	\$932,610
KANEMATSU USA INC - TEAM NISCA	\$811,000
ALL OTHER (37 Vendors)	\$8,069,009
Grand Total	\$124,866,956