

hustle mobile ticketing guide



get in the game with hustle mobile ticketing!

This season the Hustle are going mobile. All tickets, including Season Tickets, Packs and Single Game will now be fully digital and accessible only on your mobile device online at am.ticketmaster.com/hustle.

With our new mobile ticketing your mobile device is your game ticket, providing access to Landers Center through a barcode that will be scanned from your device's screen.

No Print at Home (PDF) tickets will be accepted as a method of entry for Hustle games at Landers Center.

Access Your Tickets

step 1 - Log On to Mobile Account Manager
Go to am.ticketmaster.com/hustle

Click the SIGN IN icon in the top right corner

Enter your email address and password to log in

step 2 - View on Your Phone

Select appropriate game

Select VIEW BARCODE

To view additional tickets, swipe left (you'll need to do this at the venue to allow the ticket taker to scan each ticket)

Transfer Your Tickets

step 1 - am.ticketmaster.com/hustle

step 2 - Enter your email address and password to sign in

Now that you are connected to your account you can manage, transfer, sell, and use your tickets all from the convenience of your mobile device.

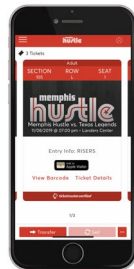
The **Print Tickets** option is no longer available. All fans must present tickets on a mobile device for entry into Landers Center.

If a recipient of a transferred ticket does not have a mobile phone, the recipient may pick up tickets at the Landers Center Box Office with a valid ID once the tickets have been transferred beginning 90 minutes before the game. Contact your Account Executive at (901) 888-HOOP (4667) with any questions.

how to use mobile ticketing for entry to landers center



step 1
Choose game to manage



step 2
Tap View Barcode



step 3
Present digital ticket at Landers Center for scanning and entry

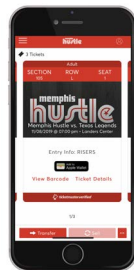


option
Save ticket to phone using **Apple Wallet** or **Google Pay**
Tickets will remain in wallet with or without phone service or wifi if added more than 24 hours prior to game time

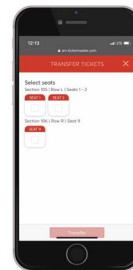
how to transfer your tickets



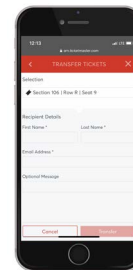
step 1
Choose game to manage



step 2
Tap Transfer to send tickets



step 3
Select the seat(s) you intend to send and tap Transfer



step 4
Choose **Select from Contacts** or **Enter A Recipient** then enter the recipient's email address or mobile number and tap **Transfer**



MEMPHISHUSTLE.COM
OR CALL 901.888.HOOP

