



BRONCOS

2023 MEDIA GUIDE



25TH ANNIVERSARY



RONNIE HILLMAN

SEPTEMBER 14, 1991 - DECEMBER 21, 2022



Centura Health Training Center

13655 Broncos Parkway • Englewood, CO 80112
Telephone: (303) 649-9000 • FAX: (303) 264-5561

Team Website: www.DenverBroncos.com • Media Website: <http://denverbroncos.com/media>

Media Relations

Patrick Smyth, Chief Communications Officer: (303) 264-5536 • patrick.smyth@broncos.nfl.net
Erich Schubert, Vice President of Communications & Content: (303) 264-5503 • erich.schubert@broncos.nfl.net
Megan Boyle, Strategic Communications Manager: (303) 264-5727 • megan.boyle@broncos.nfl.net
Jordan Beasley, Football Communications Manager: (303) 264-5726 • jordan.beasley@broncos.nfl.net
Tyler Gorse, Public Relations Assistant: (303) 264-5603 • tyler.gorse@broncos.nfl.net

Empower Field at Mile High

1701 Bryant St. • Denver, CO 80204

Broncos Ticket Office
Suite 100
(720) 258-3333

Broncos Marketing Department
Suite 900
(720) 258-3100

Stadium Management Co.
Suite 700
(720) 258-3000

2023 DENVER BRONCOS SCHEDULE

(all times local at site)

PRESEASON

Wk.	Day	Date	Opponent	Site	Time	TV
1	Fri.	Aug. 11	at Arizona	State Farm Stadium	7:00 p.m. MST	KTVD-20
2	Sat.	Aug. 19	at San Francisco	Levi's Stadium	5:30 p.m. PDT	KTVD-20
3	Sat.	Aug. 26	L.A. RAMS	Empower Field at Mile High	7:00 p.m. MDT	KTVD-20

REGULAR SEASON

Wk.	Day	Date	Opponent	Site	Time	TV
1	Sun.	Sept. 10	LAS VEGAS	Empower Field at Mile High	2:25 p.m. MDT	CBS
2	Sun.	Sept. 17	WASHINGTON	Empower Field at Mile High	2:25 p.m. MDT	CBS
3	Sun.	Sept. 24	at Miami	Hard Rock Stadium	1:00 p.m. EDT	CBS
4	Sun.	Oct. 1	at Chicago	Soldier Field	12:00 p.m. CDT	CBS
5	Sun.	Oct. 8	N.Y. JETS	Empower Field at Mile High	2:25 p.m. MDT	CBS*
6	Thu.	Oct. 12	at Kansas City	GEHA Field at Arrowhead Stadium	7:15 p.m. CDT	Prime Video
7	Sun.	Oct. 22	GREEN BAY	Empower Field at Mile High	2:25 p.m. MDT	CBS*
8	Sun.	Oct. 29	KANSAS CITY	Empower Field at Mile High	2:25 p.m. MDT	CBS*
9			BYE			
10	Mon.	Nov. 13	at Buffalo	Highmark Stadium	8:15 p.m. EST	ESPN
11	Sun.	Nov. 19	MINNESOTA	Empower Field at Mile High	6:20 p.m. MST	NBC*
12	Sun.	Nov. 26	CLEVELAND	Empower Field at Mile High	2:05 p.m. MST	FOX*
13	Sun.	Dec. 3	at Houston	NRG Stadium	3:05 p.m. CST	CBS*
14	Sun.	Dec. 10	at L.A. Chargers	SoFi Stadium	1:25 p.m. PST	CBS*
15	Sat./Sun.	Dec. 16/17	at Detroit	Ford Field	TBD	TBD*
16	Sun.	Dec. 24	NEW ENGLAND	Empower Field at Mile High	6:15 p.m. MST	NFLN*
17	Sun.	Dec. 31	L.A. CHARGERS	Empower Field at Mile High	2:25 p.m. MST	CBS*
18	Sat./Sun.	Jan. 6/7	at Las Vegas	Allegiant Stadium	TBD	TBD^

* - This season, "flexible scheduling" for Sunday Night Football may be used up to twice between Weeks 5-10, and in the NFL's discretion during Weeks 11-11; and for Monday Night Football in the NFL's discretion in Weeks 12-17. During the Flex Scheduling Windows, the games initially scheduled for Sunday Night Football (on NBC) and Monday Night Football (on ESPN or ABC) are tentatively scheduled and subject to change. Only Sunday afternoon games (or those listed as TBD) are eligible to be moved to Sunday night or Monday night, in which case the initially scheduled Sunday/Monday night game would be moved to Sunday afternoon. Sunday afternoon games may also be moved between 11 a.m. and 2:05 p.m. or 2:25 p.m. MT. As in prior seasons, for Week 18, the final weekend of the season, the scheduling of the Saturday, Sunday afternoon, and the Sunday night games is not assigned. In Week 18, two games will be played on Saturday (2:30 p.m. MT and 6:15 p.m. MT) with the remainder to be played on Sunday afternoon (11 a.m. MT and 2:25 p.m. MT) and one matchup to be played on Sunday night (6:20 p.m. MT). Specific dates, start times, and networks for Week 18 matchups will be determined and announced following the conclusion of Week 17.

ABOUT THE 2023 DENVER BRONCOS MEDIA GUIDE

The 2023 Denver Broncos' media guide was prepared by the club's media relations department as an information resource for members of the media and NFL fans. All information, including player biographies, rosters and team transactions contained in the publication is current as of June 26, 2023.

An electronic version of the Denver Broncos' 2023 media guide can be found by visiting the team's website: <https://www.denverbroncos.com/media>

DENVER BRONCOS

2023

MEDIA GUIDE

INDEX

100-Yard Receiving Games	674	Dawkins, Brian	692
100-Yard Rushing Games	671	Day, Broncos Record By	394
100-Yard Rushing Halves/Quarters	674	Decade, Broncos Record By	394
300-Yard Passing Games	679	Divisional Record	391
1,000-Yard Receiving Seasons	670	Draft Choices:	
1,000-Yard Rushing Seasons	670	All-Time Draft Choices By School	295
2022 Season:		All-Time First-Round Picks	295
Game Summaries/Stats	259	All-Time Year-by-Year Drafts	296
Game-By-Game Statistics	249	Ed Block Courage Award, Broncos Winners	716
Individual Game-by-Game Statistics	252	Elway, John	691
NFL Rankings	257	Free Agents Signed/Lost, 1989-2022	303
NFL Standings/Playoff Results	397	Hall of Fame Broncos	691
Participation	251	Hamilton, Lewis	14
Regular-Season Team Statistics	243	Helmets, Broncos All-Time	724
Single-Game Highs And Lows	247	Hobson, Melody	13
Starters By Game	246	Honors And Awards:	
Takeaway Statistics	258	All-Time Individual Year-By-Year	683
3,000-Yard Passing Seasons	670	Broncos All-Time NFL Honors	687
Administration	10	Broncos Top 100 Team	712
All-Time Broncos Record	391	Broncos 50th Anniversary Team	712
Alumni Association	3	How The Broncos Are Built	233
Attendance Marks	610	Leads Lost	681
Atwater, Steve	692	Leech, Damani	15
Bailey, Champ	692	Little, Floyd	691
Biographies:		Logos, Broncos All-Time	724
Coordinators/Assistant Coaches	21	Lynch, John	693
First-Year Players	220	Manning, Peyton	693
Player Personnel/Football Operations	46	Margin Of Victory And Defeat	640
Rookies	222	Mascots (Thunder And Miles)	718
Veteran Players	60	Media Information	IBC
Bowlven, Pat	692	Milestone Games	393
Brown, Willie	691	Monday Night Games	392
Bye Weeks:		Month, Broncos Record By	394
Broncos Record After The Bye	393	Overtime Games	392
Centura Training Center	8	Paton, George	16
Cheerleaders	718	Payton, Sean	18
Christmas Games	393	Penner, Greg	11
Coaches:		Postseason Game Summaries	524
All-Time Coaches Roster	309	Pro Bowl Selections	687
Year-by-Year Coaching Records	609	Pronunciation Guide	232
Coldest Games	723	Radio Network (850 KOA)	721
Comebacks	681	Records — Postseason:	
Community Development	714	Broncos Individual	660
Darrent Williams Good Guy Award	716	Broncos Team	666
Davis, Terrell	692		

CREDITS

The 2023 Denver Broncos media guide was produced by the club's media relations department. Information contained herein was compiled by the current and previous media relations staffs and is current as of June 26, 2023. ©2023 Denver Broncos Football Club.

This project was coordinated by Jordan Beasley, Tyler Gorse and Erich Schubert. Writing, layout, design and editing by Beasley, Gorse, Schubert, Patrick Smyth and Megan Boyle using Adobe InDesign CC desktop publishing application. Special thanks to Jim Saccomano, the NFL communications department, the late Joe Cronin, John Turney, Dave Plati, Santo Labombarda and the Elias Sports Bureau staff, Radar 360 and Stats LLC for providing extensive statistical data. Printing by Publication Printers, Denver. Photography and scans by Gabriel Christus, Eric Bakke, Rich Clarkson and Associates, LLC (Rich Clarkson, Trevor Brown Jr., Steve Nowland, Ryan McKee, Jamie Schwaberow and Brett Wilhelm) and Pete Eklund. Cover designed by Julian Mijares and Kevin Johnson.

DENVER BRONCOS

2023

MEDIA GUIDE

INDEX CONT.

Records — Regular Season:		Service With Broncos	623
Broncos Individual	524	Sharpe, Shannon	691
Fumble Returns	636	Shutouts:	
Interceptions	634	By Denver	648
Kicking	637	By Opponents	640
Kickoff Returns	633	Stadium Information:	
Passing	626	Broncos Stadium History	720
Punt Returns	632	Records	719
Punting	631	Staff Directory	4
Receiving	630	Starting Lineups, All-Time	397
Rushing	625	Sunday Night Games	392
Sacks	636	Super Bowl:	
Safeties	636	Future Sites	723
Scoring	637	Television Network (KUSA)	722
Total Offense	624	Thanksgiving Games	393
Broncos Team	639	Trades, All-Time	304
Passing Defense	650	Training Camp Sites, All-Time	723
Passing Offense	642	Transactions, 2021-22	236
Penalties	647	Uniforms, Broncos All-Time	724
Rushing Defense	649	Walter Payton NFL Man Of The Year	715
Rushing Offense	641	Walton, Rob	11
Scoring Defense	648	Walton Penner, Carrie	12
Scoring Offense	640	Ware, DeMarcus	693
Streaks	639	Warmest Games	723
Total Defense	648	Year-By-Year Individual Leaders:	
Total Offense	640	Field Goals	622
Turnovers	647	Interceptions	618
Opponent Individual	653	Kickoff Returns	620
Opponent Team	656	Passing	615
Results:		Punt Returns	619
All-Time Game-By-Game	364	Punting	622
Artificial Turf Record	723	Receiving	617
Retired Jersey Numbers	690	Rushing	614
Rice, Condoleezza	13	Sacks	623
Ring of Fame	694	Scoring	621
Rosters:		Tackles	623
2022 Roster	234	Year-By-Year Final Statistics	396
All-Time Broncos (Alphabetical)	314	Year-By-Year Team Statistics:	
All-Time Broncos (Numerical)	335	Team Defense	612
All-Time Practice Squad (Alphabetical)	345	Team Offense	611
All-Time Practice Squad (By Year)	348	Team Turnovers	613
All-Time Roster Breakdown By School	332	Zimmerman, Gary	691
All-Time Roster Height/Weight Breakdowns	333		
All-Time Roster Height/Weight Extremes	334		
Schedule, 2023	1		
Season Opener Results	394		
Series Records vs. Opponents	386		
Broncos vs. The NFL (Reg./Post./Preseason)	391		

DENVER BRONCOS ALUMNI ASSOCIATION

The Denver Broncos Alumni Association was formed in 1991 to provide an opportunity for former players to remain actively involved with the Broncos' organization. The Alumni Association serves as a goodwill extension of the Denver Broncos, and the members are available to counsel current players on life after football. Their mission is to uphold the highest standards of professionalism, integrity and honor. They are committed to enhancing our communities through active service and devotion and pledge to support the Denver Broncos Football Club in its community outreach programs and present themselves as positive role models and mentors. The 12 members of the Alumni Council are Le-Lo Lang, Steve Atwater, Ron Egloff, Charlie Adams, Larry Evans, Steve Foley, Michael Harden, Mark Jackson, Rich Karlis, Willie Oshodin, Don Summer and David Treadwell.

STAFF DIRECTORY

EXECUTIVE STAFF

OWNERSHIP

Rob Walton Owner
 Carrie Walton Penner Owner
 Greg Penner Owner & CEO
 Melody Hobson Owner
 Condoleezza Rice Owner
 Sir Lewis Hamilton Owner

PRESIDENT

Damani Leech President

EXECUTIVE STAFF

George Paton General Manager
 Tim Aragon General Counsel
 Chip Conway Sr. Vice President of Operations
 Dennis Moore Chief Commercial Officer
 Jesse Nading ... Sr. V.P. of Strategy & Business Intelligence
 Jay Roberts Stadium General Manager
 Patrick Smyth Chief Communications Officer
 Hailey Sullivan Chief Marketing Officer
 Russ Trainor Sr. Vice President of Information Technology
 Justin Webster Chief Financial Officer
 Zoehre Tabrez Sr. Director of Executive Operations

ADMINISTRATIVE STAFF

Chrisi Hirsh...Exec. Asst. - CEO, President & General Counsel

VICE PRESIDENTS

Keith Bishop Vice President of Security
 Allie Engelen Vice President of Community Impact
 Aracely Gomez Vice President of Human Resources
 Dan Hawley Vice President of Business Development
 Rich Hurtado Vice President of Football Administration
 Marc Jackson...Vice President of Ticketing, Sales & Service
 Ray Jackson Vice President of Player Development
 China Jude ...Vice President of Diversity, Equity & Inclusion
 Michael Kalousek Vice President of Finance
 Beau Lowery...Vice President of Player Health & Performance
 Darren O'Donnell ... Vice President of Business Development
 Erich Schubert...Vice President of Communications & Content
 Mark Thewes ...Vice President of Football Ops. & Compliance
 Sandy YoungVice President of Partnership Marketing

FOOTBALL STAFF

COACHING STAFF

Sean Payton Head Coach
 Vance Joseph Defensive Coordinator
 Joe Lombardi Offensive Coordinator
 Mike Westhoff Assistant Head Coach
 Ben Kotwica Special Teams Coordinator
 Lou Ayeni Running Backs
 Chris Banjo Assistant Special Teams
 Jamar Cain Pass Rush Specialist
 Keary Colbert Wide Receivers
 Dan Dalrymple Head Strength and Conditioning
 Marcus Dixon Defensive Line
 Declan Doyle Tight Ends
 Zack Grossi Offensive Quality Control
 Corey Jones Assistant Strength and Conditioning
 Logan Kilgore Offensive Quality Control
 Austin King Assistant Offensive Line
 Addison Lynch Defensive Quality Control
 Greg Manusky Inside Linebackers
 John Morton Pass Game Coordinator
 Christian Parker Defensive Backs
 Isaac Sheemaker Defensive Quality Control
 Shaun Snee Assistant Strength and Conditioning
 Zach Strief Offensive Line
 Favian Upshaw Offensive Quality Control
 Joe Vitt Senior Defensive Assistant
 Davis Webb Quarterbacks
 Michael Wilhoite Outside Linebackers
 Paul Kelly Assistant to Head Coach

PLAYER PERSONNEL / FOOTBALL OPERATIONS

Darren Mougey Assistant General Manager
 Kelly Kleine Van Calligan... Exec. Dir. of FB Ops./Special Advisor to the GM
 Reed Burckhardt Director of Player Personnel
 A.J. Durso Director of Pro Personnel
 Roman Pifer Sr. Personnel Executive
 Pat Walsh Pro Scout
 Ish Seisay Pro/College Scout
 Brian Stark Director of College Scouting
 Nick Schiralli Assistant Director of College Scouting
 Sae Woon Jo Western National Scout
 Bryan Chesin Midwest National Scout
 Robbie Paton Atlantic Regional Scout

Eugene Armstrong Southeast Area Scout
 Dave Bratten West Coast Area Scout
 Scott DiStefano Sr. Midwest Area Scout
 Chaz McKenzie Northeast Area Scout
 Deon Randall Southwest Area Scout
 Roya Burton Scouting Coordinator
 Robert Simpson Football Administration Coordinator
 Pam Papsdorf Personnel Logistics Manager

FOOTBALL TECHNOLOGY AND RESEARCH

Tony Lazzaro... Sr. Director, Football Technology & Research
 Karl Schreiner Director, Football Information Systems
 Scott Flaska Director, Football Analytics
 Richard Hildebrand ... Sr. Manager, Football Information Systems
 Ethan Collins Software Developer
 Mehmet Erden Data Scientist

MEDICAL STAFF

Vince Garcia Head Athletic Trainer
 Matthew Kee ... Dir. of Rehabilitation/Assistant Athletic Trainer
 Paul Burant Assistant Athletic Trainer/Physical Therapist
 Zach Lewis Assistant Athletic Trainer
 Alexia Malone Oliver ...Asst. Athletic Trainer/Physical Therapist
 Rachel Sussman Assistant Athletic Trainer
 Martin Boublik, MD Head Team Physician
 J. Steven Geraghty, MD Team Physician
 Braden Mayer, MD Team Physician
 Josh Metz, MD Team Physician

PLAYER HEALTH & PERFORMANCE

Joseph Danos Director of Sports Science
 Freddie Walker Assistant Director of Sports Science

EQUIPMENT

Chris Valenti Head Equipment Manager
 Mike Harrington Assistant Equipment Manager
 Jason Schell Assistant Equipment Manager
 Garrett Lawrence Assistant Equipment Manager

VIDEO OPERATIONS

Steve Boxer Video Director
 Chris Kirchner Video Operations Manager
 Kirt Horiuchi Video Operations Coordinator
 Sam Ryan Video Assistant
 Lamar Smith Video Assistant

BUSINESS STAFF

MEDIA RELATIONS

Megan Boyle Strategic Communications Manager
 Jordan Beasley Football Communications Manager
 Tyler Gorse Public Relations Assistant

COMMUNITY IMPACT & ALUMNI ENGAGEMENT

Bobby Mestas Director of Youth & High School Football
 Liz Jeralds Director of Community Impact
 Dominic Gaspari Director of Alumni Engagement
 Olivia Irving Manager, Community Programs & Events
 Katie Shuster Sr. Coordinator, Community Programs & Events
 Maya Blacken Coordinator, Community Programs & Events

CONTENT & PRODUCTION

Joe Abdellah Creative Content Manager & Project Lead
 Steve Atwater Fan Engagement Manager
 Austin Brink Director of Production
 Gabriel Christus Team Photographer
 Reid Conant Video Production Specialist/Editor
 Caroline Deisley Director of Social Media
 Eric DiLalla Sr. Coordinator of Digital Content/Lead Writer
 Ike Enriquez Social Video Coordinator
 Mike Genova Content Producer/Video Editor
 Aaron Gunning Associate Producer/Video Editor
 Sydney Jones Team Reporter/Producer
 Phil Milani Coordinating Producer/Reporter
 Nicole Pennetta Social Media Coordinator
 Benjamin Pita Producer/Editor
 Ben Swanson Manager of Photography & Digital Assets
 Nick Young Manager of Strategic Productions

MARKETING

Ted Santiago Sr. Director of Marketing
 Michael Agado Marketing Coordinator
 Javier Flores Multicultural Marketing Coordinator
 Jordyn Johnson Program & Communications Manager
 Shawna Peters Director of Specialized Programs and Cheer
 Brad Post Mascot Coordinator
 Pat Thompson Marketing Manager
 Shelly Trujillo Assistant Director, Cheerleaders
 Marisol Villagomez Director of Multicultural Marketing

CREATIVE

Kevin Johnson Creative Director
 Keelynn Arnold Graphic Designer
 Tori Boykins Manager of UX & Digital Design
 Nathan Bruce UX/UI Designer
 Jamie Kingston Project Manager
 Fatima Knight Graphic Designer
 Julian Mijares Graphic Designer
 Dan Probst Graphics Producer/Video Editor

GAME DAY ENTERTAINMENT & LIVE EVENTS

Russ Jenisch Sr. Director of Event Presentation & Production
 Liz Coates Game Entertainment Manager
 Aaron Fabis Graphics and IPTV Producer
 Pat Jordan Director of Technical and Broadcast Operations
 Nick Schultz Manager of ThunderVision Content & Presentation
 William Stowe Audio Visual Operations Engineer
 Jeremy Wecker Sr. Manager of Broadcast Engineering

FINANCE

Nanette Thompson Assistant Controller
 Peggy Jackson Accounting Manager
 Jenifer Brunetti Payroll Manager
 Will Knorr Financial Planning & Analysis Manager
 Jeremy Wallace Sr. Accountant
 Gina Johnson Accounts Payable Supervisor
 Sharon Erwin Accounts Payable Clerk

INFORMATION TECHNOLOGY

Chris Newman Sr. Director of Information Technology
 Rick Seifert Chief IT Engineer
 Nick Burris Chief IT Engineer
 Gil Bencomo Senior IT Engineer
 Mike Corey Senior IT Analyst
 Denise Hernandez IT Security Engineer
 Juel Chaplin IT Engineer
 Joseph Hetsley Helpdesk Technician I
 Todd Gonzales Helpdesk Technician I

LEGAL

Bill Nunn Deputy General Counsel

HUMAN RESOURCES

Jennifer Morales Director of Human Resources
 Reann Rice-Miles Human Resources Manager
 Madison Farmer Senior HR Coordinator
 Naomi Savas DE&I Program Coordinator

CORPORATE PARTNERSHIPS

Jon Carlson Director of Business Development
 Derek Thomas Director of Partnership Marketing
 Amanda Hebert Director of Partnership Marketing
 Brooke Manning Manager of Partnership Marketing
 Matt Swiren Manager of Partnership Marketing
 Damian Fairnola Partnership Marketing Coordinator
 Andrew Leader Partnership Marketing Coordinator
 Luis Barajas Partnership Marketing Coordinator
 Makenzie Lange Partnership Marketing Associate

OPERATIONS

Adam Newman Director of Team Logistics
 Josh Bruning Director of Operations
 Jake TenBraak Facility Services Manager
 Sierra Berryman Facility Events Coordinator
 Emily Napierala Operations Assistant
 Greg Johnson Sr. Facility Maintenance Coordinator
 Darrell Bowen Lead Facilities Attendant
 Cristofer Reza General Maintenance Technician
 Seth Vigil Facilities Attendant

SECURITY

Jim White Director of Security

SPORTS TURF & GROUNDS

Ryan Newman Sr. Director of Sports Turf & Grounds
 Cole Dudley Sports Turf Manager
 Andrew Mahnhke Grounds Coordinator
 Kenny Chavez Grounds Assistant
 Garrett Catron Sports Turf Assistant
 Carter Siweck Sports Turf Assistant

NUTRITION & DINING

Emma Thake Director of Performance Nutrition
 Carmen Spencer Assistant Performance Dietitian
 Justin Domsch Executive Chef
 Wendy Jaramillo Lead Chef
 Brian Pastoric Sr. Sous Chef
 Ryan Dodge Sr. Preparation Chef
 Jesus Raya Preparation Chef
 Joshua Kuczowski Preparation Chef
 Robert Archuletta Culinary Team
 Brandi Williams-Beck Culinary Team
 Jeffrey Groton Culinary Team

BUSINESS INTELLIGENCE

Clark Wray Sr. Director of Ticket Strategy & Analytics
 Spencer Horner Sr. Manager of Business Intelligence & Analytics
 Elizabeth Browne Research Analyst
 Matthew Sullivan CRM Analyst

TICKETING

Katie Delay Sr. Director of Ticket Operations
 German Montero Sr. Director of Premium Sales & Service
 Glenn Hives Director of Customer Service
 Abby Miller Sr. Manager of Ticket Operations
 Ivy Johnson Manager, Ticket Operations
 Dave Stutman Manager of Club Seat Service
 Patti Barban ADA Manager
 Stacey Drifmeyer Ticket Operations Coordinator
 Ethan Gildone Ticket Operations Coordinator
 Cameron Barlow Sr. Account Manager, Club Member Services
 Joshua Cohn Account Manager, Club Member Services
 David Skaug Account Manager, Club Member Services
 Brandon Warner Account Manager, Club Member Services
 Alex Farmer-Waters Sr. Account Manager, STM Services
 Olivia Baxman Account Manager, STM Services
 Camryn Frankel Account Manager, STM Services
 Evan Greenberg Account Manager, STM Services
 Brooke Carnie Sr. Account Manager, Suite Services
 Sara Denney Account Manager, Suite Services
 Matt Melchior Sr. Premium Seating Executive
 Ryan Grady Sr. Premium Seating Executive
 Lauren McKenna Premium Seating Executive
 Isabel Morris Premium Seating Executive
 Nick Braun Premium Seating Executive

STAFF DIRECTORY



STADIUM MANAGEMENT COMPANY

ADMINISTRATION

Scott Blik Assistant General Manager

EVENTS ADMINISTRATION

Jon Applegate Sr. Director of Events & Booking
 Bjorn Westlund Sr. Manager of Events & Marketing
 Darren Siegal Parking & Events Manager
 Karen Webber Office & Events Assistant

SPECIAL EVENTS

Anna Marie Martinez Director of Special Events
 Casey Bishop Special Events Manager
 Kelly Williams Sr. Special Events Coordinator
 Taysia Sevene Special Events Administrator

GUEST RELATIONS MANAGEMENT

Pat Tetric Director of Guest Relations
 Jeff Engelken Sr. Manager of Guest Relations
 Anecia Bankston Guest Relations Administrator

SECURITY

Jared Devine Director of Stadium Security
 Cindy Gordon Security Manager
 Fallon Howard Security Supervisor
 Mo Nelson Mills Security Supervisor
 Scott Padget Security Supervisor
 Melissa Rodriguez Loading Dock Supervisor
 Jackie Anderson Assistant Supervisor
 Jason Cardona Assistant Supervisor
 Michael Coleman Security Officer
 Ashton Davis Security Officer
 Jairo Heredia Security Officer
 Richard Hill Security Officer
 David Moulton Security Officer
 Jazmin Rodriguez-Gomez Security Officer
 Jon Schein Security Officer
 Sean Smith Security Officer
 Kevin Vogel Security Officer
 Terrence Whitaker Security Officer
 Don Williams Security Officer

OPERATIONS/FACILITIES

Zach Myhra Sr. Dir. of Facilities, Construction & Planning
 Matt Shine Director of Operations and Engineering
 Kirk Godfrey Facilities Operations Manager
 Julia Siebert Project Manager
 James Heinrichs Assistant Project Manager
 Jeremiah Roybal Engineering Manager
 Steven Morris Operations Coordinator
 John Capezuto Graphic Production Supervisor
 Chris Hoag Electrical Supervisor
 Craig Honas General Maintenance Supervisor
 Curt Norton Plumbing Supervisor
 Cole Tavenner Conversion & Warehouse Supervisor
 Clifford Anderson Operations/Facilities Administrator
 Timothy Talbot HVAC Supervisor
 Boyce Burford HVAC Technician II
 Mark Palacio HVAC Technician
 Page Valencia Electrician II
 Ryan Conlon Electrician
 Mike Hernandez Plumber
 Chris Farrington General Maintenance Technician
 Kevin O'Connor Facilities Technician
 Michael Pisching Conversion Crew Member
 Robert Saavedra Conversion Crew Member
 Kevin Rickard Conversion Crew Member
 Ryan Daly Conversion Crew Member
 Carwin Howard Jr. Conversion Crew Member
 Dominique Ireland Conversion Crew Member

TURF & GROUNDS

Chris Hathaway Director of Turf and Grounds
 Abe Picaso Turf Coordinator
 Michael Puckett Turf Technician

DENVER BRONCOS WINNING TRADITION

The Denver Broncos, who will embark on their 64th season in 2023, are tied for the second-most Super Bowl appearances in professional football history. In addition to winning back-to-back World Championships following the 1997-98 seasons, the Broncos captured their third Super Bowl in 2015. The team has also totaled 29 all-time winning seasons, 22 playoff berths, 15 AFC West titles and 10 AFC Championship Game appearances. “Broncos Country” is home to the NFL’s best fans with the franchise’s 53-year home game sellout streak representing the longest in professional football.

Sixth Best Since 1970 NFL/AFL Merger — The Broncos’ 461-359-6 (.562) record in the regular season since the 1970 merger ranks sixth in the NFL during those 53 seasons.

TOP RECORDS AMONG NFL TEAMS, 1970-2022 (regular season only)

Franchise	Record	Pct.
1. Pittsburgh Steelers	504-318-4	.613
2. Dallas Cowboys	483-343-0	.585
3. New England Patriots	474-352-0	.574
4. Miami Dolphins	470-354-2	.570
5. Minnesota Vikings	464-358-4	.564
6. Denver Broncos	461-359-6	.562

CHARTING THE BRONCOS’ 15 DIVISION TITLES

Year	Record	AFC Playoff Record	Level Reached
1977*	12-2	2-0	Super Bowl XII
1978	10-6	0-1	AFC Divisional Playoff
1984	13-3	0-1	AFC Divisional Playoff
1986	11-5	2-0	Super Bowl XXI
1987*	10-4-1	2-0	Super Bowl XXII
1989*	11-5	2-0	Super Bowl XXIV
1991	12-4	1-1	AFC Championship
1996*	13-3	0-1	AFC Divisional Playoff
1998*	14-2	2-0	World Champions
2005	13-3	1-1	AFC Championship
2011	8-8	1-1	AFC Divisional Playoff
2012*	13-3	0-1	AFC Divisional Playoff
2013*	13-3	2-0	Super Bowl XLVIII
2014	12-4	0-1	AFC Divisional Playoff
2015*	12-4	2-0	World Champions

*denotes seasons in which Broncos secured homefield advantage throughout AFC Playoffs.

Denver Tied for Second in Super Bowl Appearances — The Broncos made their eighth Super Bowl appearance against Carolina on Feb. 7, 2016, and that total ties for the second most in NFL history. Winners of three Super Bowls (XXXII, XXXIII, 50), the Broncos are just 1-of-10 NFL teams to win a trio of World Championships.

MOST SUPER BOWL APPEARANCES, NFL HISTORY

Franchise	App.	Games (wins asterisked)	Rec.
1. New England Patriots	11	XX, XXXI, XXXVI*, XXXVIII*, XXXIX*, XLII, XLVI, XLIX*, LI*, LII, LIII	6-5
2. Denver Broncos	8	XII, XXI, XXII, XXIV, XXXII*, XXXIII*, XLVIII, 50*	3-5
Dallas Cowboys	8	V, VI*, X, XII*, XIII, XXVII*, XXVIII*, XXX*	5-3
Pittsburgh Steelers	8	IX*, X*, XIII*, XIV*, XXX, XL*, XLIII*, XLV	6-2
5. San Francisco 49ers	7	XVI*, XIX*, XXIII*, XXIV*, XXIX*, XLVII, LIV	5-2

Homefield Advantage — The Broncos’ 293-139-4 (.677) overall record (reg. + postseason) at home since the 1970 merger is the second best in the NFL. Denver owns a 276-134-4 (.672) home record in the regular season since 1970 and is 17-5 (.773) in the postseason at home during this time.

TOP FIVE OVERALL HOME RECORDS, NFL, 1970-2022

Team	Regular Season	Postseason	Total	Pct.
1. Pittsburgh	295-116-2 (.717)	21-11 (.656)	316-127-2	.712
2. Denver	276-134-4 (.672)	17-5 (.773)	293-139-4	.677
3. New England	268-145-0 (.649)	23-5 (.821)	291-150-0	.660
4. Dallas	270-143-0 (.654)	20-8 (.714)	290-151-0	.658
5. Minnesota	277-136-1 (.670)	12-9 (.571)	289-145-1	.666



 centura

TRAINING  CENTER

The Denver Broncos and Centura Health announced its 10-year partnership and training facility naming rights agreement on May 15, 2023.

Centura Health Training Center is the state-of-the-art facility for the Denver Broncos located in Englewood, Colo.

The team’s suburban headquarters, which spans 25.5 acres in the Dove Valley Business Park in South Arapahoe County, consists of three separate buildings:

- Paul D. Bowlen Memorial Broncos Centre (completed in 1990)
- Strength & Conditioning Complex (completed in 2004)
- Pat Bowlen Fieldhouse (completed in 2014)



Since the 2014 offseason, the Broncos have invested more than \$60 million to renovate its existing facility and construct an indoor practice facility adjacent to the team’s current headquarters. The capital improvement plan at Centura Health Training Center, which has made the Broncos’ headquarters one of the elite training facilities in all of professional sports, included:

- Expanding the Paul D. Bowlen Memorial Broncos Centre by 27,490 square feet and renovating the lobby, team meeting room, training room, player locker room, media room and other existing infrastructure.
- Constructing a new commercial kitchen and cafeteria as well as new video operations and football technology offices.
- Building a 115,000 square-foot indoor practice facility—the Pat Bowlen Fieldhouse—west of the current practice fields that includes an 85,000 square-foot fieldhouse as well as a 30,000 square-foot support space.
- Adding more than 3,000 square feet of conference space along with several new offices and workspaces.
- Updating the strength and conditioning facilities with new performance flooring, equipment and decor.
- Enhancing the new indoor full-length field with a locker room and football service area.
- Accompanying the Pat Bowlen Fieldhouse with meeting spaces, a TV/digital studio and a Broncos retail outlet.



- Improving the training camp experience for fans by creating a larger public viewing area, including new ADA seating, adding additional parking and improving restroom facilities.
- Modernizing and expanding main team meeting room by 1,650 square feet in addition to updating all of the breakout position group meeting rooms.
- Remodeling and enlarging the training room and rehab facilities by 2,450 square feet to accommodate world-class therapy pools, a player recovery room and a cryotherapy chamber room.

CENTURA HEALTH TRAINING CENTER



The three outdoor natural grass fields have underground tubing to prevent the turf from freezing and allow the Broncos to practice year-round on unfrozen natural grass.



The indoor practice field inside the Pat Bowlen Fieldhouse enables the team to utilize a full-length field in a climate-controlled environment.



The team's dining hall, featuring a full kitchen and a Gatorade Fuel Bar, keeps players, coaches and staff fed year round.



The team auditorium, renovated in 2018, includes 136 fixed seats and covers 3,813 square feet.




The training room includes therapy pools, a player recovery room and cryotherapy chambers.



The 9,000-square-foot weight room was renovated in 2020 with new performance flooring, equipment and decor.



The Broncos can accommodate thousands of fans during training camp practices at Centura Health Training Center.



The Broncos completed a million-dollar player locker room renovation project during the 2016 offseason.

DID YOU KNOW?

The Broncos' original headquarters consisted of a Quonset hut on Clay Street near Bears Stadium, the team's home field. In the mid-1960s, the franchise moved into a different facility at 5700 Logan Street in North Denver. The series of small buildings served as the club's home until the Centura Health Training Center in Englewood, Colo., was completed in 1990.



**ROB WALTON****OWNER**

Rob Walton is in his second year as Owner of the Denver Broncos. He leads the Walton-Penner Family Ownership Group, which was unanimously approved to purchase the team on Aug. 9, 2022.

A business leader and conservationist, Walton served as Walmart's chairman of the board of directors from 1992-2015 and has been an active advocate for global sustainability and environmental conservation. He joined Walmart in 1969, and prior to becoming chairman, he held a variety of positions with the company, including senior vice president, corporate

secretary, general counsel and vice chairman.

Helping take Walmart public in 1970, Walton's leadership and business acumen spurred the company's historic success during his tenure. While he was chairman of the board, Walmart grew to the top of the Forbes 500 ranking of America's largest companies and became a global company.

His passion for environmental conservation began at Walmart when, as board chair, he collaborated with the company's management to make sustainability a significant corporate initiative and priority. He led a collaboration between Conservation International and Walmart to increase the use of renewable energy, minimize waste and sell sustainable products in Walmart stores.

Walton also continues to support important conservation projects through his personal philanthropy. He is a decades-long supporter of African Parks, an organization dedicated to the rehabilitation and long-term management of protected areas in partnership with governments and local communities.

Walton serves on the board of directors of Conservation International, is an Emeritus Trustee of the African Parks Foundation and is co-chairman of the Arizona State University Global Institute of Sustainability. He also is a member of the Mayo Clinic Arizona Leadership Council and an emeritus life trustee of The College of Wooster.

He previously served on the Walton Family Foundation Board and as Chair of the Environment Committee.

Before joining Walmart, Walton was a partner with the law firm of Conner & Winters in Tulsa, Okla. He is a graduate of the University of Arkansas and the Columbia University School of Law.

A sports enthusiast and outdoorsman, Walton enjoys spending time at his Colorado home and making the most of the state's scenic beauty. He is an avid cyclist and has completed the Leadville 100, a hundred-mile race across the Colorado Rockies; Cape Epic, a grueling multi-stage international race; and multiple Ironman Championships.

Walton also is a licensed pilot who enjoys competitive driving and collecting vintage cars.

**GREG PENNER****OWNER & CHIEF EXECUTIVE OFFICER**

Greg Penner is in his second season as Owner & Chief Executive Officer of the Denver Broncos in 2023 as part of the Walton-Penner Family Ownership Group.

In his role, Penner has primary responsibility for the day-to-day operations of the Broncos. He oversees both football and business operations for the franchise in collaboration with the Walton-Penner Family Ownership Group, while also serving on the board for the Denver Broncos Foundation.

Under Penner's direction, the Broncos were named a 2022 Front Office Sports 'Best Employer in Sports.' The award recognizes organizations within the sports industry that excel in leadership, commitment to diversity, equity & inclusion, employee relations and philanthropy.

Having garnered the distinction in back-to-back years in 2021 and '22, the Broncos are 1-of-2 professional sports franchises (Miami Dolphins, 2019-20) to earn the award consecutively. Denver was the only NFL franchise honored by Front Office Sports in 2022.

Led by Penner and the Walton-Penner Family Ownership Group, the team embarked on a \$100 million dollar renovation project in December of 2022 to upgrade Empower Field at Mile High. The investment is the largest capital improvement in the history of the stadium and will focus on enhancing videoboards, premium hospitality areas, technology, concessions, the team store and elevators.

With a career focused on investing in, launching and building successful business enterprises, Penner's experience with innovation, risk-taking and entrepreneurs gives him a unique point of view in managing large-scale, impactful organizations.

Penner is the founder and general partner of Madrone Capital Partners. He was elected as chairman of the Walmart Board of Directors in 2015, becoming just the third person to serve in that position, following his father-in-law, Rob Walton, and company founder Sam Walton.

Over a 20-year period, Penner has worked with Walmart in a number of capacities, including as senior vice president and chief financial officer — Japan and senior vice president of finance and strategy for Walmart.com. He was first elected to the Walmart Board in 2008 and has served as a member on the Strategic Planning and Finance Committee and as chairman of the Technology and eCommerce Committee.

Penner previously worked as a financial analyst at Goldman Sachs & Co. and as a general partner of Peninsula Capital. He also served as a member of the board of directors of Baldu, Inc., from 2004-17 and on the board of directors of Hyatt Hotels Corporation from 2007-14.

One of Penner's passions is his commitment to finding ways to close the access and affordability gap in education that so many young people experience. In addition to his participation with the Walton Family Foundation, Penner has served on the board of Teach for America and The Charter School Growth Fund.

Through the Penner Family Foundation, Penner and his wife, Carrie, have provided \$10 million in funding to Georgetown University for an endowed scholarship fund and the Penner Family Endowed Experiences Fund. These programs allow undergraduates, many of whom are first-generation college students, to travel abroad, work at unpaid internships, engage in meaningful research and participate in extracurricular service projects.

Penner earned a Bachelor of Science degree in international economics from Georgetown in 1992 and an MBA from Stanford University's Graduate School of Business in 1997.

A Colorado resident and outdoor enthusiast, Penner is a triathlete and has competed four times in Hawaii's Ironman Championship. He also has climbed five of the world's Seven Summits, including Mount Everest in 2017.



CARRIE WALTON PENNER

OWNER

Carrie Walton Penner is in her second year as Owner of the Denver Broncos in 2023 as part of the Walton-Penner Family Ownership Group. In her role, Walton Penner is actively engaged with Broncos ownership and executives on all matters related to the organization, and serves on the board for the Denver Broncos Foundation.

Under Walton Penner's guidance, the Broncos were named a 2022 Front Office Sports 'Best Employer in Sports.' The award recognizes organizations within the sports industry that excel in leadership, commitment to diversity, equity & inclusion, employee relations and philanthropy.

Having garnered the distinction in back-to-back years in 2021 and '22, the Broncos are 1-of-2 professional sports franchises (Miami Dolphins, 2019-20) to earn the award consecutively. Denver was the only NFL franchise honored by Front Office Sports in 2022.

Heavily involved in education research, evolution, advocacy and philanthropy for more than 20 years, Walton Penner has an extensive background in education, mental health and media to help achieve greater equity for youth and underserved communities. She has advised many nonprofit organizations on matters that include strategic planning, funder and grantee relationship building, organizational transitions and effective governance for high-impact philanthropy.

Following her first season as owner of the Broncos, Walton Penner was appointed to the NFL Foundation Board of Directors, which promotes and supports youth football, health & safety, character education and various community programs in the United States and around the world. She is also a member of the NFL Diversity Advisory Committee, which evaluates league and club diversity, equity and inclusion strategies and initiatives.

Walton Penner chairs the Walton Family Foundation K-12 Education Program Committee and serves on the boards of The Aspen Institute and KIPP Foundation. She also is a member of the Stanford University Board of Trustees.

Additionally, Walton Penner's work through investments in founder-led, early-stage companies and support for non-profit organizations seeks to address mental health access and inequities.

Walton Penner has helped elevate voices traditionally unheard in media through development and production of documentaries and other content. She is an executive producer of the documentary "Covid Diaries NYC," which follows the lives of five young filmmakers telling the stories of their families through the first wave of COVID-19 in New York City.

Her passion for equity was ignited during her college tenure at Georgetown University, where she earned a bachelor's degree in economics and history. There, she witnessed firsthand the significant quality difference in the U.S. public education system while tutoring high school students in Washington, D.C.

A committed civic leader, Walton Penner serves academic communities, public policy development and collaborative family philanthropy at the Walton Family Foundation. She and her husband, Greg, are advocates for diverse and low-income students and closing the access and affordability gap in higher education.

Most recently, the Penner Family Foundation provided \$10 million in funding to Georgetown University for an endowed scholarship fund and the Penner Family Endowed Experiences Fund. These programs allow undergraduates, many of whom are first-generation college students, to

travel abroad, work at unpaid internships, engage in meaningful research and participate in extra-curricular service projects.

Following her undergraduate tenure at Georgetown, Walton Penner earned dual master's degrees in program evaluation and administration and policy analysis from Stanford's Graduate School of Education.

After calling Boulder, Colo., her home during much of her youth, Walton Penner returned to Colorado permanently in 2016. She is passionate about outdoor sports and is an avid hiker and skier.



MELLODY HOBSON

OWNER

Melody Hobson is in her second year as an owner of the Denver Broncos in 2023 as part of the Walton-Penner Family Ownership Group.

A Co-CEO for Ariel Investments, Hobson is responsible for management, strategic planning and growth for all areas of the firm outside of research and portfolio management. Additionally, she serves as Chairman of the Board of Trustees of the Ariel Investment Trust—the company's publicly traded mutual funds.

Prior to being named Co-CEO of Ariel, Hobson spent nearly two decades as the company's president. She started as an intern in 1989 and has helped grow the firm's assets under management from \$1.2 billion to \$17.8 billion.

A nationally recognized voice on financial literacy, Hobson is well known for her philanthropy, speeches and writing on issues related to income inequality, financial literacy, race and education.

In 2021, Ariel Investments launched "Project Black" with a mission to scale sustainable minority-owned businesses that can serve as Tier 1 suppliers to Fortune 500 companies. The project aims to close the racial wealth gap by generating jobs, economic growth and equality within underrepresented groups.

In addition to her roles with the Broncos and Ariel, Hobson's leadership has been invaluable to corporate boardrooms across the nation. She currently serves as Chair of the Board of Starbucks Corporation and is also a director of JPMorgan Chase.

Hobson previously was Chairman of the Board of DreamWorks Animation until the company's sale and was also a long-standing board member of the Estée Lauder Companies.

Serving as Chairman of After School Matters, Hobson is involved in this Chicago non-profit that provides area inner-city teens with high-quality after school and summer programs. Additionally, she is vice chair of World Business Chicago, co-chair of the Lucas Museum of Narrative Art and a board member of the George Lucas Education Foundation and Bloomberg Philanthropies.

Hobson also serves on the board of trustees of both the Center for Strategic & International Studies and the Los Angeles County Museum of Art (LACMA). She is a member of the American Academy of Arts and Sciences and the Rockefeller Foundation Board of Trustees while also serving on the executive committee of the Investment Company Institute.

Hobson earned an A.B. from Princeton University's School of International Relations and Public Policy. In 2019, she was awarded the university's highest honor, the Woodrow Wilson Award, presented annually to a Princeton graduate whose career embodies a commitment to national service.

She also has received honorary doctorate degrees from Howard University, Johns Hopkins University, St. Mary's College, William & Mary and the University of Southern California.

Born and raised in Chicago, Hobson is the youngest daughter of a single mother to six children. Married to George Lucas, she is an enthusiastic sports fan and dedicated athlete who enjoys running, swimming and working out.



CONDOLEEZZA RICE

OWNER

Condoleezza Rice is in her second year as an owner of the Denver Broncos in 2023 as part of the Walton-Penner Family Ownership Group.

A highly-respected public servant, accomplished academic and corporate leader, Rice is the Tad and Dianne Taube Director of the Hoover Institution and the Thomas and Barbara Stephenson Senior Fellow on Public Policy. In addition, she is a founding partner of Rice, Hadley, Gates & Manuel LLC, an international strategic consulting firm.

A Professor of Political Science at Stanford University, Rice has served on the school's faculty since 1981. She has won two of the university's highest teaching honors, receiving the 1984 Walter J. Gores Award for Excellence in Teaching and the 1993 School of Humanities and Sciences Dean's Award for Distinguished Teaching.

In 2013, Rice was appointed to the inaugural College Football Playoff Selection Committee, formerly the Bowl Championship Series. She served on the committee until 2017.

From 2005-09, Rice served as the 66th Secretary of State of the United States, becoming the second woman and first Black woman to hold the post. She also worked as President George W. Bush's National Security Advisor from 2001-05 and served on President George H.W. Bush's National Security Council staff from 1989-91.

Rice served as Stanford University's provost from 1993-99, during which time she was the institution's chief budget and academic officer. As provost, she was responsible for a \$1.5 billion annual budget and an academic program involving 1,400 faculty members and 14,000 students.

In 1997, Rice also served on the Federal Advisory Committee on Gender-Integrated Training in the Military.

Rice currently serves on the boards of C3.ai, an AI software company; and Makena Capital Management, a private endowment firm. In addition, she is Vice Chair of the Board of Governors of the Boys & Girls Clubs of America and a trustee of the Aspen Institute.

An active proponent of an extended learning day through after-school programs, Rice in 1991 co-founded the Center for a New Generation. CNG is an innovative, after-school academic enrichment program for students in East Palo Alto and East Menlo Park, Calif. CNG has since merged with and expanded to several Boys & Girls Clubs of America chapters around the country.

Born in Birmingham, Ala., Rice earned a bachelor's degree in political science, cum laude and Phi Beta Kappa, from the University of Denver before receiving a master's degree in the same subject from the University of Notre Dame. She went on to earn a Ph.D. in political science from the Graduate School of International Studies at the University of Denver.

A Fellow of the American Academy of Arts & Sciences, Rice has been awarded 15 honorary doctorates.



SIR LEWIS HAMILTON

OWNER

Sir Lewis Hamilton is in his second season as an owner of the Denver Broncos in 2023 as part of the Walton-Penner Family Ownership Group.

A fierce advocate for global equality and seven-time World Champion, Hamilton is considered the most successful Formula One driver of all time. In addition to his record-tying seven World Championships, he holds F1 career marks for wins, pole positions and podium finishes.

Currently competing for Mercedes-Benz, Hamilton finished either first or second in eight of his first nine seasons racing with the team. This includes an unprecedented six World Championships in a seven-year span from 2014-20.

Hamilton made his F1 debut in 2007 with McLaren and turned in one of the most remarkable rookie performances in history, finishing as runner-up in the World Drivers' Championship by a single point. A year later, he became the then-youngest Formula One World Champion in history after totaling five victories and 10 podium finishes.

In addition to his dominance on the racetrack, Hamilton has also become a prominent advocate in support of activism to combat racism and push for increased diversity in motorsport.

Named one of TIME magazine's "100 most influential people in the world" in 2020, Hamilton also was recognized as the inaugural recipient of the 2021 Laureus Athlete Advocate of the Year Award for his involvement in the fight against racism.

In June 2020, he established the Hamilton Commission with the Royal Academy of Engineering to find ways in which motorsport can engage more youth from Black backgrounds. The partnership provides opportunities to employ candidates in motorsport as well as throughout the fields of science, technology, engineering and mathematics (STEM).

Building on the recommendations of the Hamilton Commission, he launched Mission 44, a charitable foundation created to empower youth from underserved communities and help achieve their ambitions in wider society. Specifically, the foundation supports organizations and programs that narrow the gap in employment and education.

Born in Stevenage, Hertfordshire, England, Hamilton was knighted by the Prince of Wales in the 2021 New Year Honours for his services to motorsport. He became just the fourth grand prix driver to be knighted and the first to be awarded the honor while still competing.

Hamilton has maintained a residence in Colorado for many years, spending time in the state during the winter months and racing offseason.



DAMANI LEECH

PRESIDENT

Damani Leech enters his second season as President of the Denver Broncos in 2023 after he was named to that position by Owner/CEO Greg Penner on Aug. 11, 2022.

Reporting directly to Penner, Leech is a highly respected sports executive and innovator with over 25 years of experience at both the professional and collegiate levels. He joined the Broncos after serving as chief operating officer of NFL International for the last three seasons as part of eight years at the league office.

Leech leads the business operations of the Broncos and Stadium Management Company, which operates Empower Field at Mile High. Collaborating with the ownership group and the Broncos' Executive Team, he maintains a presence at both Centura Health Training Center and Empower Field at Mile High with responsibilities focused on business development, fan engagement and organizational innovation.

Leech's role with the Broncos includes oversight of all areas pertaining to the fan experience, revenue generation, finance, corporate partnerships, ticketing, facilities and stadium management, information technology, communications, marketing and community development. He has placed significant emphasis on increased collaboration throughout the organization, as well as enhancing employee communications.

In his first year as president, the Broncos were named a 2022 Front Office Sports 'Best Employer in Sports.' The award recognizes organizations within the sports industry that excel in leadership, commitment to diversity, equity & inclusion, employee relations and philanthropy.

Having garnered the distinction in back-to-back years in 2021 and '22, the Broncos are 1-of-2 professional sports franchises (Miami Dolphins, 2019-20) to earn the award consecutively. Denver was the only NFL franchise honored by Front Office Sports in 2022.

In conjunction with the Walton-Penner Family Ownership Group, Leech helped the team embark on a \$100 million dollar renovation project in December 2022 to upgrade Empower Field at Mile High. The investment is set to be the largest capital improvement in the history of the stadium and will focus on enhancing videoboards, premium hospitality areas, technology, concessions, the team store and elevators.

Immersing himself in the Denver community, Leech serves on the board of directors for the Boys & Girls Clubs of Metro Denver. The board provides fiscal management and strategic direction to the organization while helping young people realize their greatest potential.

A rising executive with the NFL since 2015, Leech spent the previous eight years in leadership positions at the league office with a key role in growing the game internationally as well as through business development and strategy initiatives. He joined the NFL after more than 17 years of experience at the NCAA national office in Indianapolis.

Serving as COO of NFL International from 2019-22, Leech oversaw all of the league's international operations in key markets—part of an international NFL fan base exceeding 200 million people—that include Australia, Africa, Brazil, Canada, China and Mexico. He guided the creation and execution of various NFL international initiatives, leading a diverse and talented team of more than 40 staff across offices in Toronto, Mexico City, Shanghai, Los Angeles and New York.

Additionally, Leech was heavily involved in the expansion of the NFL's International Games—as the League committed part of its expanded, 17-game season inventory to international games—as well as its International Player Pathway program to identify and develop elite international prospects who, as "local heroes" in their home countries, help the NFL grow fandom abroad.

Joining the NFL in 2015 as Vice President of Football Strategy and Business Development, Leech spent five years developing strategies and innovations that positioned football for future growth and enhancements. Working collaboratively across various departments, Leech led the development of numerous programs to drive growth for the league, including its Football Quality Index, expanded distribution of Next Gen Stats, the re-birth of the Pro Bowl Skills Showdown and leading the creation of a Future of Football committee of club representatives.

Beginning his career at the NCAA in 1998 as an intern, Leech progressively increased his responsibilities and ascended to its Managing Director of Championships role from 2013-15. In that role, he provided strategic oversight and direction for eight NCAA championships, including football, baseball and key Olympic sports, while managing the postseason bowl certification process.

Leech also was involved in fan development and engagement initiatives with the NCAA, including the rebranding of the College World Series and the development of a new \$140 million stadium to host college baseball's premiere event.

A Sports Business Journal "40 under 40 winner" in 2014, Leech received the NFL Commissioner's Award for helping launch the Black Engagement Network at the League office in 2018. He earned a bachelor of arts degree in public policy and international affairs from Princeton University in 1998 before receiving a master of arts degree in higher education administration from Indiana University in 2004.

At Princeton, Leech was a three-time first-team All-Ivy League selection as a defensive back who earned third-team All-America honors.

A native of Tacoma, Wash., Leech is married to Dr. Tamara Leech with two daughters: Brianna and Simone.

GEORGE PATON**GENERAL MANAGER**

George Paton, a 27-year personnel executive with a wealth of NFL experience overseeing year-round personnel transactions, enters his third season as general manager of the Denver Broncos. He was hired on Jan. 13, 2021.

In his first two seasons at the helm, Paton (pronounced: Peyton) has drafted a total of 19 players (13 offense, six defense) in the NFL Draft. Paton's draft selections have combined to appear in 270 career games (116 starts), with 12 players starting at least one game in their NFL career.

Cornerback Pat Surtain II, whom Paton drafted with his very first pick as general manager in 2021 (Rd. 1, Pick 9), collected numerous accolades in just his second professional season. Surtain was named a Pro Bowl starter, Associated Press first-team All-Pro and a first-team selection on the inaugural Players' All-Pro team.

Following his first season with the team, Paton, along with the football personnel department, was awarded the Best Draft Award during the 13th annual Inside the League Combine Seminar. The Broncos became the fifth team—and second AFC club—to garner the distinction since its inception in 2017.

With his first two draft selections as general manager, Paton selected Surtain and running back Javonte Williams (Rd. 2, Pick 35). In addition to winning NFL Rookie of the Week honors in Week 9 and 14, respectively, both Surtain and Williams were named to the Pro Football Writers of America (PFWA) All-Rookie Team following their inaugural campaigns.

Prior to the Broncos, Paton most recently served as Minnesota's Vice President of Player Personnel/Assistant General Manager. During his 14 seasons with the Vikings, he worked directly with General Manager Rick Spielman on all salary cap and player acquisition decisions in addition to helping establish the team's analytics department.

Paton earned two formal promotions with the Vikings, holding titles of Director of Player Personnel (2007-11) and Assistant General Manager (2012-20) before adding the Vice President of Player Personnel role in 2018. Prior to joining Minnesota, he spent six seasons as Director of Pro Personnel with Miami (2001-06), working with Head Coach Nick Saban during his final two years with the team.

Paton started his NFL career with Chicago in 1997 as a scouting assistant, ascending to Pro Scout from 1998-99 and Assistant Director of Pro Personnel from 2000-01 before joining Spielman in Miami.

In Paton's 14 seasons with Minnesota (2007-20), the Vikings made six playoff appearances—with six different starting quarterbacks—while winning four division titles and advancing to a pair of NFC Championship Games. He played a key role in the Vikings' acquisition of 22 Pro Bowlers through the draft (15), college free agency (2), veteran free agency (4) and trade (1) during his time in Minnesota.

No team selected more future Pro Bowlers (13) than the Vikings from 2011-20. Those acquisitions included wide receiver Justin Jefferson (2020), running back Dalvin Cook (2017), defensive end Danielle Hunter (2015), wide receiver Stefon Diggs (2015), linebacker Anthony Barr (2014), cornerback Xavier Rhodes (2013) and safety Harrison Smith (2012).

Of the 15 first-round selections by the Vikings during Paton's involvement with the team's draft (2008-20), four rookies were chosen to the Pro Bowl—including Offensive Rookie of the Year Percy Harvin in 2009—while 14 players became primary starters in their initial seasons. The Vikings made 26 first-, second- or third-round draft picks from 2012-2020 with an NFC-best 92.3% of those players still playing in the NFL in 2020.

Paton has also displayed an ability to find impact players such as Cook (2nd round- 2017), linebacker Eric Kendricks (2nd round – 2015), Hunter (3rd round – 2015), wide receiver Adam Thielen (CFA- 2013), tight end Kyle Rudolph (2nd round – 2011) and defensive end Everson Griffen (4th round- 2010) outside of the first round.

Coming off the second-best record in the NFC (50-29-1, .631) from 2015-2019, the Vikings retooled their roster in 2020 and used 15 selections—an NFL record for a seven-round draft. Minnesota's draft haul included Jefferson, who was the only offensive rookie Pro Bowler this year after setting the NFL single-season rookie record for receiving yards (1,400). Jefferson was selected 22nd overall and with one of four picks that were acquired from Buffalo in an offseason trade for Diggs.

In the five seasons preceding 2020, Minnesota earned three playoff appearances (2015, '17 & '19) and made the 2017 NFC Championship Game. Paton helped build three playoff teams during that span quarterbacked by Bridgewater (2015), Sam Bradford/Case Keenum (2017) and Kirk Cousins (2019).

Following a berth in the NFC Championship and a 13-win season in 2017, Minnesota was aggressive in signing unrestricted free-agent Cousins to a three-year contract. He was named to the Pro Bowl during his second season with the team in 2019 and is the league's seventh-rated passer (103.6 rtg.) during the last three seasons.

Bridgewater, who was selected with the last pick of the first-round in the 2014 NFL Draft, led the Vikings to the postseason with an NFC North title and an 11-5 regular-season record in 2015. He would suffer a career-threatening knee injury during training camp in 2016, leading to Minnesota's front office trading for Bradford during training camp.

In 2012, the Vikings made their first of four playoffs appearances in the decade behind second-year quarterback Christian Ponder. Paton was also instrumental in the building of back-to-back NFC North Champions in 2008 and '09 as the Vikings won the second-most games (22) in the NFL during that span.

Quarterback Brett Favre, who was signed as a street free agent and chosen to his 11th career Pro Bowl in 2009, piloted the team to a 12-4 record and a spot in the NFC Championship Game. In 2008, Paton assisted in trading for defensive end Jared Allen, who would go on to make four Pro Bowls with the Vikings. Quarterbacks Gus Frerotte and Tarvaris Jackson split time as starters as the club would win 10 games that season.

Paton was a four-year letter winner as a defensive back at UCLA from 1988-91 before playing professionally in Italy and Austria. He began his career as head coach of the sophomore football team at his alma mater Loyola High School in Los Angeles.

Paton, 51, and his wife, Barbara, have two children: Bella and Beau.

BRONCOS ALL-TIME TOP PERSONNEL EXECUTIVES

George Paton, who was named general manager of the Broncos on Jan. 13, 2021, is the club's 15th top personnel executive since the franchise's first year in 1960.

Executive	Title	Year(s)
Dean Griffing	General Manager	1960-61
Jack Faulkner	General Manager/Head Coach	1962-64
Fred Gehrke	Director of Player Personnel	1965-66
Lou Saban	General Manager/Head Coach	1967-71
John Ralston	General Manager/Head Coach	1972-76
Fred Gehrke	Vice President—General Manager	1977-80
Grady Alderman	General Manager	1981-82
Hein Poulus	Vice President—General Manager	1983
John Beake	General Manager	1984-98
Neal Dahlen	General Manager	1999-2001
Ted Sundquist	General Manager	2002-07
Jim Goodman	V.P. of Football Ops./Player Personnel	2008
Brian Xanders	General Manager	2009-10
John Elway	Exec. V.P. of Football Ops./GM	2011-20
George Paton	General Manager	2021-pres.



SEAN PAYTON

HEAD COACH



Sean Payton enters his first season with the Denver Broncos after being named the 20th head coach in franchise history on Feb. 3, 2023.

A 34-year coaching veteran, Payton has 24 seasons of NFL experience. He served as head coach of the New Orleans Saints for 15 seasons (2006-11, '13-21) while also spending time with the Dallas Cowboys (2003-05), New York Giants (1999-2002) and Philadelphia Eagles (1997-98).

During his 15-year run with New Orleans, Payton led the Saints to nine playoff berths, seven NFC South titles and a World Championship in 2009 after defeating the Colts 31-17 in Super Bowl XLIV. He posted a 152-89 (.631) regular-season record and totaled nine postseason wins during his tenure.

Payton owns the Saints' top win total and winning percentage, and his 152 regular-season wins rank sixth among active head coaches, trailing only Bill Belichick (298), Andy Reid (247), Mike Tomlin (163), Pete Carroll (161) and Mike McCarthy (155). He produced nine seasons with 10-or-more wins and led New Orleans to the No. 1 seed in the NFC on two occasions (2009, '18).

Presiding over one of the NFL's most productive offenses, the Saints led the league in net yards six times (2006, '08-09, '11, '14, '16) and registered the top scoring offense in back-to-back years from 2008-09. New Orleans produced a Top-10 scoring offense 12 times in a 15-year span from 2006-20.

Payton coached 12 different players to a combined 15 Associated Press first-team All-Pro selections, including guard Jahri Evans (3) and wide receiver Michael Thomas (2), who earned multiple All-Pro nods. Under his watch, 26 players earned a total of 68 Pro Bowl selections, with quarterback Drew Brees (11), defensive end Cameron Jordan (7), Evans (5) and running back Alvin Kamara (5) garnering at least five Pro Bowl honors.

Playing 15 seasons in Payton's offense, Brees posted Pro Football Hall of Fame numbers, completing 6,017-of-8,742 passes (68.8%) for 68,010 yards with 491 touchdowns and 190 interceptions (101.5 rtg). In that 15-year period, Brees ranked first in completions, completion percentage, passing yards and passing touchdowns, while posting the fifth-highest passer rating.

Brees passed for at least 4,000 yards in 11 seasons (2006-11; '13-17) and passed for 5,000 yards in four of those years under Payton. He was named the Sporting News Player of the Year in consecutive years (2008-09) and nabbed Associated Press Offensive Player of the Year honors twice (2008, '11).

In addition to winning Super Bowl XLIV, Payton's tenure in New Orleans was highlight by winning four consecutive NFC South titles from 2017-20. The Saints were the only NFC South team—and third NFC franchise—since the divisional realignment in 2002 to capture four straight division titles.

New Orleans recorded at least 11 wins in each of those four seasons and accumulated a 49-15 (.766) record. The club capped the four-year run by going 12-4 in 2020 and clinching its fourth straight playoff berth for the first time in team history.

Despite missing Brees for five contests due to injury, Payton coached the 2019 Saints to a 13-3 mark while setting the NFL record for fewest turnovers (8) in a single season. Quarterback Teddy Bridgewater started in place of Brees from Weeks 3-7 and passed for 1,205 yards on 115-of-165 passing (69.7%) with nine touchdowns and two interceptions (103.7 rtg).

From 2009-13, Payton led New Orleans to playoff appearances in four of the five seasons, including three straight from 2009-11. He guided the Saints back to the postseason in 2013 after finishing the regular season with an 11-5 record and a perfect 8-0 mark at home for the second time in three years.

In 2011, the Saints' offense produced a record-setting year, totaling a single-season NFL record 7,474 net yards along with 547 points, which was the fourth-highest total at the time. Brees also set single-season NFL records at the time for completions (468), completion percentage (71.2) and passing yards (5,476).

En route to a Super Bowl title in 2009, Payton guided New Orleans to a 13-3 record and its second NFC South title in four seasons. The 13 wins set a franchise record for most regular-season victories in a single season.

COACHING EXPERIENCE

25th NFL Season (1st with Broncos)

Denver Broncos	
Head Coach.....	2023
New Orleans Saints	
Head Coach.....	2006-21
Dallas Cowboys	
Asst. Head Coach & Quarterbacks....	2003-05
New York Giants	
Offensive Coordinator.....	2000-02
Quarterbacks.....	1999
Philadelphia Eagles	
Quarterbacks.....	1997-98
University of Illinois	
Quarterbacks.....	1996
Miami (Ohio) University	
Offensive Coordinator.....	1994-95
San Diego State University	
Running Backs.....	1992-93
Offensive Assistant.....	1988-89
Indiana State University	
Running Backs & Wide Receivers....	1990-91

PRO BOWL PLAYERS COACHED BY PAYTON

PLAYER	POS.	PB	YRS.	PLAYER	POS.	PB	YRS.
Terron Armstead	T	3	2018-20	Alvin Kamara	RB	5	2017-21
Drew Brees	QB	11	2006, '08-11, '13-14, '16-19	Marshon Lattimore	CB	4	2017, '19-21
Jammal Brown	T	2	2006, '08	Wil Lutz	K	1	2019
Jermon Bushrod	T	1	2011	Carl Nicks	T	2	2010-11
Jared Cook	TE	1	2019	Andrus Peat	T	3	2018-20
Jahri Evans	G	5	2009-11, '13-14	Darren Sharper	DB	1	2009
Jonathan Goodwin	G	1	2009	Jeremy Shockey	TE	1	2002
Jimmy Graham	TE	3	2011, '13-14	Will Smith	DE	1	2006
J.T. Gray	DB	1	2021	Jon Stinchcomb	T	1	2009
Ben Grubbs	G	1	2013	Ron Stone	G	2	2000-01
Roman Harper	DB	2	2009-10	Michael Thomas	WR	3	2017-19
Deonte Harty	WR	1	2019	Max Unger	C	1	2018
Mark Ingram	RB	2	2014, '17	Jonathan Vilma	LB	2	2009-10
Cameron Jordan	DE	7	2013, '15, '17-21	Larry Warford	G	3	2017-19

TOTALS (28 PLAYERS, 11 POSITIONS, 71 PRO BOWLS)

The Saints, who began the 2009 season on a 13-game winning streak, finished the year with the NFL's top-ranked offense for the second straight year. The defense produced the third-most interceptions (26) and returned a league-leading five picks for touchdowns.

Following a first-round bye, New Orleans averaged 35.6 points in postseason play and scored 30 or more points in all three games. The Saints scored a franchise-record 45 points against Arizona, beating the Cardinals 45-14 in the divisional round.

After beating Minnesota 31-28 in the NFC Championship Game, New Orleans went on to defeat Indianapolis 31-17 in Super Bowl XLIV.

On Jan. 18, 2006, Payton was hired as the 14th head coach in Saints history. In his first season at the helm, Payton guided New Orleans to a 10-6 record and its first division title since 2000.

Prior to New Orleans, Payton spent three seasons (2003-05) as the assistant head coach and quarterbacks coach with the Dallas Cowboys under Pro Football Hall of Fame inductee Bill Parcells.

Dallas amassed a 25-23 (.521) record during his three seasons there and made one postseason appearance. Payton worked with three different starting quarterbacks during his tenure, coaching Quincy Carter (2003), Vinny Testaverde (2004) and Drew Bledsoe (2005).

Preceding his time with the Cowboys, Payton spent four seasons with the New York Giants, performing the role of quarterbacks coach (1999) and offensive coordinator (2000-02). The Giants collected a 36-28 (.563) record during his four seasons and won double-digit games in 2000 and 2002.

Payton was part of a coaching staff that led the Giants to Super Bowl in 2000 and a 12-4 record. The Giants beat Philadelphia 20-10 in the NFC Divisional round and Minnesota 41-0 in the NFC Conference Championship before losing to the Baltimore 34-7 in Super Bowl XXXV.

PAYTON NAMED 20TH HEAD COACH IN BRONCOS HISTORY

Sean Payton, who was named Head Coach of the Denver Broncos on Feb. 3, 2023, is the 20th head coach since the franchise's first year in 1960.

Head Coach	Years	Regular-Season Rec.	Postseason Rec.
Frank Filchock	1960-61	7-20-1 (.268)	-
Jack Faulkner	1962-64	9-22-1 (.297)	-
Mac Speedie	1964-66	6-19-1 (.250)	-
<i>Ray Malavasi</i>	<i>1966</i>	<i>4-8-0 (.333)</i>	-
Lou Saban	1967-71	20-42-3 (.331)	-
<i>Jerry Smith</i>	<i>1971</i>	<i>2-3-0 (.400)</i>	-
John Ralston	1972-76	34-33-3 (.507)	-
Red Miller	1977-80	40-22-0 (.645)	2-3 (.400)
Dan Reeves	1981-92	110-73-1 (.600)	7-6 (.538)
Wade Phillips	1993-94	16-16-0 (.500)	0-1 (.000)
Mike Shanahan	1995-2008	138-86-0 (.616)	8-5 (.615)
Josh McDaniels	2009-10	11-17-0 (.393)	-
<i>Eric Stutesville</i>	<i>2010</i>	<i>1-3 (.250)</i>	-
John Fox	2011-14	46-18-0 (.719)	3-4 (.429)
Gary Kubiak	2015-16	21-11-0 (.656)	3-0 (1.000)
Vance Joseph	2017-18	11-21 (.344)	-
Vic Fangio	2019-2021	19-30 (.388)	-
Nathaniel Hackett	2022	4-11 (.267)	-
<i>Jerry Rosburg</i>	<i>2022</i>	<i>1-1 (.500)</i>	-
Sean Payton	2023-Pres.	-	-

Interim head coaches italicized

Payton began his NFL coaching career with the Philadelphia Eagles, where he served as quarterbacks coach for two seasons from 1997-98. He coached Koy Detmer, Bobby Hoying and Rodney Peete, who all appeared in double-digit games during those two seasons.

Before the NFL, Payton coached nine seasons at the collegiate level (1988-1996), working for four institutions. He was quarterbacks coach for the University of Illinois (1996) after serving as offensive coordinator at Miami University (OH) from 1994-95.

In his second stint at San Diego State (1992-93), Payton performed the role of running backs coach, where he worked with Heisman Trophy runner up and Pro Football Hall of Fame running back Marshall Faulk. Payton spent the 1990 and 1991 seasons at Indiana State University, coaching running backs and wide receivers.

Payton began his coaching career in 1988, where he served as an offensive assistant for the Aztecs for two seasons.

The three-time Associated Press All-American selection played professionally in 1987 following four seasons at Eastern Illinois University from 1982-86. He had stints with the Chicago Bears, Chicago Bruins (Arena Football League) and Ottawa Rough Riders (Canadian Football League).

During his time at Eastern Illinois, Payton played quarterback and totaled 10,665 passing yards in his career, which, at the time, was the third-largest total in NCAA Division-I history. He was inducted into the Eastern Illinois Hall of Fame in 2000 and had his jersey retired during a ceremony in 2010.

Payton earned a bachelor's degree in communications from Eastern Illinois and received an honorary doctorate from his alma mater in 2013. Born Dec. 29, 1963, in San Mateo, Calif., Sean Payton is married to Skylene. He has one daughter, Meghan, and one son, Connor.

SEAN PAYTON YEAR-BY-YEAR

Year	Position	Team/School	Reg. Season Record	Postseason (record)
1988	Offensive Assistant	San Diego State	3-8	
1989	Offensive Assistant	San Diego State	6-5-1	
1990	Running Backs & Wide Receivers	Indiana State	4-7	
1991	Running Backs & Wide Receivers	Indiana State	5-6	
1992	Running Backs	San Diego State	5-5-1	
1993	Running Backs	San Diego State	6-6	
1994	Offensive Coordinator	Miami (OH)	6-4-1	
1995	Offensive Coordinator	Miami (OH)	8-2-1	
1996	Quarterbacks	Illinois	2-9	
1997	Quarterbacks	Philadelphia	6-9-1	
1998	Quarterbacks	Philadelphia	3-13	
1999	Quarterbacks	N.Y. Giants	7-9	
2000	Offensive Coordinator	N.Y. Giants	12-4	Playoffs (2-1)
2001	Offensive Coordinator	N.Y. Giants	7-9	
2002	Offensive Coordinator	N.Y. Giants	10-6	Playoffs (0-1)
2003	Assistant Head Coach & Quarterbacks	Dallas	10-6	Playoffs (0-1)
2004	Assistant Head Coach & Quarterbacks	Dallas	6-10	
2005	Assistant Head Coach & Quarterbacks	Dallas	9-7	
2006	Head Coach	New Orleans	10-6	Playoffs (1-1)
2007	Head Coach	New Orleans	7-9	
2008	Head Coach	New Orleans	8-8	
2009	Head Coach	New Orleans	13-3	Playoffs (3-0)
2010	Head Coach	New Orleans	11-5	Playoffs (0-1)
2011	Head Coach	New Orleans	13-3	Playoffs (1-1)
2013	Head Coach	New Orleans	11-5	Playoffs (1-1)
2014	Head Coach	New Orleans	7-9	
2015	Head Coach	New Orleans	7-9	
2016	Head Coach	New Orleans	7-9	
2017	Head Coach	New Orleans	11-5	Playoffs (1-1)
2018	Head Coach	New Orleans	13-3	Playoffs (1-1)
2019	Head Coach	New Orleans	13-3	Playoffs (0-1)
2020	Head Coach	New Orleans	12-4	Playoffs (1-1)
2021	Head Coach	New Orleans	9-8	
TOTALS			266-215-5 (.551)	11-11 (.500)

COACHING STAFF



VANCE JOSEPH

DEFENSIVE COORDINATOR

Vance Joseph enters his third season with the Denver Broncos in 2023 after being named defensive coordinator on Feb. 25. This marks his second stint with the Broncos after previously serving as the team's head coach for two seasons from 2017-18.

With 24 years of cumulative coaching experience at the professional and collegiate levels, Joseph re-joins the Broncos after working as defensive coordinator for Arizona from 2019-22. His other NFL stops include Miami (2016), Cincinnati (2014-15), Houston (2011-13) and San Francisco (2005-10).

In four seasons with Joseph at the helm, the Cardinals' defense ranked in the Top-10 in forced fumbles (62—T-2nd), tackles for loss (342—4th), fumble recoveries (43—T-4th) and sacks (165—T-8th).

While serving as the Cardinals' defensive coordinator, Joseph oversaw the development of safety Budda Baker, who earned two Associated Press All-Pro selections (2020-21) and four Pro Bowl nods (2019-22). Outside linebacker Chandler Jones also thrived in Joseph's defense, receiving an All-Pro selection in 2019 and two Pro Bowl honors.

Defensive end J.J. Watt, who played his final NFL season under Joseph in 2022, posted double-digit sacks (12.5) for the first time since 2018. His 12.5 sacks ranked tied for fourth among all players in the NFC.

In 2021, Joseph led a defense that ranked in the Top-10 in multiple categories, including fumbles recovered (14—T-1st), rushing touchdowns allowed (10—T-3rd), takeaways (27—7th) and passing yards allowed (214.4 ypg—7th). Baker earned his second All-Pro honor after producing the most interception return yards (101) in the NFL while ranking tied for fifth among safeties tackles for loss (6) and sacks (2).

Posting Top-10 finishes in numerous defensive categories in 2020, Arizona's unit tallied the fourth-most sacks (48), fifth-most tackles for loss (88), seventh-fewest rushing touchdowns allowed (13) and 10th-fewest passing yards (226.4 ypg). Joseph helped Baker earn his first All-Pro honor that season after he recorded 118 tackles (90 solo), two sacks (23 yds.), two interceptions (90 yds.), six passes defended and one forced fumble.

In his first season with the Cardinals in 2019, Joseph helped Jones to an All-Pro selection after he ranked tied for first in forced fumbles (8) and notched the second-most sacks (19) in the league.

As head coach of the Broncos from 2017-18, Joseph oversaw a team that featured a stout defense. The unit ranked tied for fifth in rushing scores allowed (20) and eighth in yards per game allowed (327.6) while producing a trio of defensive Pro Bowlers in cornerback Chris Harris (2018), outside linebacker Von Miller (2017-18) and cornerback Aqib Talib (2017).

Leading the Broncos for a second season in 2018, Joseph oversaw a team that produced four Pro Bowlers. In addition, he took the NFL's 22nd-ranked defense in 2017 (23.9 ppg) and helped the unit rank 12th in 2018 (21.8 ppg).

In 2017, Joseph helped the Broncos join Minnesota as the only two NFL teams to finish in the Top 5 in both pass defense (200.6 ypg—4th) and run defense (89.4 ypg—5th), which was a significant improvement for a defense that ranked 28th against the run prior to his arrival.

As defensive coordinator for Miami in 2016, Joseph oversaw a defense that played a key role in the Dolphins' return to the playoffs for the first time in eight seasons. Joseph's defense ranked fourth in the NFL on third down conversions (36.2%) while forcing the sixth-most negative plays (107) in the league.

The Dolphins won nine of their final 11 regular-season games in 2016 with Joseph's defense accounting for the fourth-most takeaways (21) in the NFL during that stretch. The Dolphins' two Pro Bowl selections came on the defensive side with defensive tackle Ndamukong Suh and defensive end Cameron Wake each having resurgent seasons under Joseph.

COACHING EXPERIENCE

19th NFL Season (3rd with Broncos)

Denver Broncos

Defensive Coordinator2023
Head Coach2017-18

Arizona Cardinals

Defensive Coordinator2019-22

Miami Dolphins

Defensive Coordinator2016

Cincinnati Bengals

Defensive Backs2014-15

Houston Texans

Defensive Backs2011-13

San Francisco 49ers

Defensive Backs2006-10
Assistant Defensive Backs2005

Bowling Green State University

Defensive Backs2004

University of Colorado

Defensive Backs2002-03
Graduate Assistant1999-2001

University of Wyoming

Defensive Backs2002 (Spring)

Joseph helped the Bengals to back-to-back playoff appearances as their defensive backs coach from 2014-15 under Head Coach Marvin Lewis, guiding a unit that contributed to a league-best 41 interceptions during that span. The Bengals were the only team to post more interceptions than touchdowns allowed (36) during that two-year stretch while holding opposing quarterbacks to the lowest combined passer rating (77.4) in the NFL.

Two veteran members of the Bengals' secondary made their first career Pro Bowls in 2015—cornerback Adam Jones and safety Reggie Nelson—as Cincinnati tied a team record for regular-season wins (12) and finished first in the AFC North Division.

During his first year as Cincinnati's defensive backs coach in 2014, Joseph's group helped the Bengals post the third-most interceptions (20) while allowing the third-fewest passing touchdowns (18) in the league. Four different Bengals defensive backs totaled multiple interceptions as part of a pass defense that ranked sixth in the league in yards per pass attempt (6.6).

Joseph coached defensive backs for three seasons (2011-13) in Houston under Head Coach Gary Kubiak, helping the Texans to three consecutive top-seven NFL rankings in overall defense. Joseph's secondary contributed to the team allowing the third-fewest passing yards per game (203.5) during that three-year stretch, helping Houston to its first two division titles in team history and playoff wins in 2011 and '12.

Joseph's first NFL coaching experience came with San Francisco, where he was hired as assistant defensive backs coach in 2005 before being promoted to defensive backs coach from 2006-10.

Before starting his NFL coaching career, Joseph spent a year coaching the secondary at Bowling Green State University in 2004. He helped the Falcons to a 9-3 record, a top-25 national ranking and a victory in the GMAC Bowl.

Joseph began his coaching career at the University of Colorado under Head Coach Gary Barnett in December 1999 as a graduate assistant. He served in that capacity through the 2001 season that culminated with the Buffs' Big 12 Championship and Fiesta Bowl appearance.

Joseph accepted a position coaching defensive backs at the University of Wyoming during the spring of 2002 before returning to CU in the same capacity that fall. The youngest full-time coach at Colorado at the time of his hire, Joseph worked with CU's secondary for two seasons (2002-03) before accepting a position at Bowling Green.

A three-year letterwinner as a quarterback at CU from 1990-94 and a member of its 1990 National Championship team, Joseph saw action in 30 games for the Buffs as a backup to All-Americans Darian Hagan and Kordell Stewart. Also a running back and special-teams standout for CU, he completed 34-of-61 career passes (55.7%) for 454 yards with four touchdowns in addition to rushing 50 times for 237 yards (4.7 avg.) with one touchdown during his collegiate career.

After signing with the New York Jets as a college free agent in 1995, Joseph converted to cornerback and started 6-of-13 games played as a rookie, totaling 21 tackles (17 solo), two interceptions (39 yds.) and five passes defended. He played four more games with Indianapolis in 1996 before competing with Denver during the 1997 preseason.

The Marrero, La., native starred at Archbishop Shaw (La.) High School, where he led his team to a 37-6 record in his three seasons as the starting quarterback and won Louisiana's 4A state championship as a sophomore. He garnered USA Today honorable-mention All-America honors as a senior and also lettered all four seasons in basketball.

Born on Sept. 20, 1972, Joseph and his wife, Holly, have a daughter, Nataly, and a son, Stone. Joseph's older brother, Mickey, a former quarterback at the University of Nebraska (1988-91), served as interim head coach at University of Nebraska in 2022.

PRO BOWL PLAYERS COACHED (13): S Budda Baker (2019-22), CB Chris Harris (2018), CB Walt Harris (2006), CB Adam Jones (2015), DE Chandler Jones (2019, '21), CB Johnathan Joseph (2011-12), LS Casey Kreiter (2018), RB Phillip Lindsay (2018), OLB Von Miller (2017-18), S Reggie Nelson (2015), DT Ndamukong Suh (2016), CB Aqib Talib (2017), OLB Cameron Wake (2016).

DID YOU KNOW?

Wide receiver Jerry Rice concluded his record-setting 20-year NFL career as a member of the Denver Broncos after competing with the team in the 2005 preseason.

A 13-time Pro Bowl selection and 11-time Associated Press All-Pro, Rice agreed to terms with the Broncos on Wednesday, May 25, 2005. He played in all four of the Broncos' preseason games, starting twice, and caught four passes for 24 yards while wearing jersey No. 19.



JOE LOMBARDI

OFFENSIVE COORDINATOR

Joe Lombardi enters his first season as offensive coordinator for the Denver Broncos in 2023. He was hired by the club on Feb. 25.

With 27 years of cumulative coaching experience, Lombardi has spent the previous 17 seasons in the NFL with four teams. He most recently coached in Los Angeles, where he served as the Chargers' offensive coordinator from 2021-22.

In two seasons overseeing the Chargers' offense, Lombardi coordinated one of the most explosive groups in the NFL. The unit produced Top-10 rankings in numerous offensive categories, including completions (928—2nd), completion percentage (67.0—5th), net yards per game (374.8—5th), scoring offense (25.4 ppg—7th) and passing touchdowns (64—T-7th).

As offensive coordinator in 2022, Lombardi led a group that ranked third in passing yards per game (269.3) and ninth in total offense (359.3). Quarterback Justin Herbert passed for over 4,500 yards for the second consecutive season and set a career high in completion percentage (68.2).

That season, Lombardi's offense featured six pass catchers who tallied 500 or more receiving yards, including running back Austin Ekeler, who recorded the second-most such yards (722) among NFL rushers. Ekeler also posted a career-high 13 rushing touchdowns, which ranked tied for second in the league.

In his first season with the Chargers in 2021, Lombardi directed an offense that ranked first in the AFC in passing (282.4 ypg) and fourth in the NFL in total offense (390.2 ypg). Wide receiver Keenan Allen, Herbert, center Corey Linsley and tackle Rashawn Slater each earned Pro Bowl nods that season, with the latter three being tabbed as starters in the AFC.

The offense set single-season team records in first downs (401) and touchdowns (38) while producing the second-most fourth quarter points (181) by an NFL team in a single season. Only the 2013 Broncos scored more fourth-quarter points (183) in a single season.

Under Lombardi's guidance in 2021, Herbert set single-season franchise records in passing yards (5,014), passing touchdowns (38), completions (443) and games with 300-plus passing yards (9). He also became the first player in NFL history to throw for 5,000 yards and rush for 300 in the same season.

The Chargers' offense also featured Allen and wide receiver Mike Williams, who each eclipsed 1,000 receiving yards. Allen set a single-season franchise record in receptions (106), while Williams recorded five go-ahead touchdowns in the fourth quarter or overtime, representing the most by any NFL player in a single season.

Linsley and Slater garnered Associated Press second-team All-Pro honors in 2021, while Slater earned recognition from the Pro Football Writers of America as an All-AFC and All-Rookie selection. Additionally, Ekeler recorded a league-leading 20 touchdowns from scrimmage, including eight receiving scores to lead all NFL running backs.

Prior to the Chargers, Lombardi capped off his second stint with New Orleans, serving as quarterbacks coach from 2016-20. In each of those five seasons, the Saints' ranked Top-5 in scoring offense, including Top-3 on three occasions (2016, '18-19).

During the five-year period, Saints quarterbacks combined to rank first in passer rating (106.4) while posting a league-leading 2,027 completions and 71.6 completion percentage.

In between stints with the Saints, Lombardi spent two seasons as Detroit's offensive coordinator from 2014-15. Pro Football Hall of Fame wide receiver Calvin Johnson, quarterback Matthew Stafford and wide receiver Golden Tate were all named to the Pro Bowl in 2014, with Johnson and Tate becoming the first pair of Lions' pass catchers since 2006 to each record 1,000 receiving yards in the same season.

Spending seven years with New Orleans from 2007-13, Lombardi was an offensive assistant for his first two seasons (2007-08) before being promoted to quarterbacks coach for the final five (2009-13). As quarterbacks coach, the Saints tallied four double-digit win seasons, four playoffs berths and a victory in Super Bowl XLIV against the Colts.

COACHING EXPERIENCE

18th NFL Season (1st with Broncos)

Denver Broncos	
Offensive Coordinator 2023
Los Angeles Chargers	
Offensive Coordinator 2021-22
New Orleans Saints	
Quarterbacks 2009-11, '16-20
Offensive Assistant 2007-08
Detroit Lions	
Offensive Coordinator 2014-15
Atlanta Falcons	
Defensive Assistant 2006
Mercyhurst College	
Offensive Coordinator/Quarterbacks	... 2002-05
N.Y. / N.J. Hitmen (XFL)	
Tight Ends & Running Backs 2001
Bucknell University	
Def. Line/Strength & Conditioning 2000
Virginia Military Institute	
Tight Ends/Tackle 1999
University of Dayton	
Defensive Line 1996-98

From 2009-13, quarterback Drew Brees led all signal callers in completions (2,147), completion percentage (68.2), passing yards (24,823) and passing touchdowns (195). During that five-year span, Lombardi guided Brees to five Pro Bowl appearances, The Sporting News Player of the Year (2009), Super Bowl XLIV MVP (2009) and Associated Press Offensive Player of the Year (2011).

Lombardi broke into the NFL with Atlanta in 2006, working as a defensive assistant. He primarily worked with the defensive line, who amassed a combined 25.5 sacks that season.

Preceding his time in the NFL, Lombardi coached 11 combined seasons in the XFL and collegiate ranks. He began his coaching career at the University of Dayton (1996-98) before spending time with the Virginia Military Institute (1999), Bucknell University (2000), New York/New Jersey Hitmen (2001) and Mercyhurst College (2002-05).

A graduate of the United States Air Force Academy in 1994, Lombardi was a three-time letter-winning tight end for the Falcons. He also earned a varsity letter in lacrosse.

Lombardi went on to serve a four-year tour of active duty as a United States Air Force officer following graduation. An active contributor to military-supporting initiatives throughout his NFL career, Lombardi was named an NFL Salute to Service Award nominee by the Saints in 2018 and Chargers in 2021.

Joe Lombardi is a native of Seattle, Wash., and is the grandson of Pro Football Hall of Fame Coach and two-time Super Bowl Champion Vince Lombardi. Joe and his wife, Molly, have seven children.

PRO BOWL PLAYERS COACHED (8): WR Keenan Allen (2021), QB Drew Brees (2009-13, '16-19), QB Justin Herbert (2021), WR Calvin Johnson (2014-15), C Corey Linsley (2021), T Rashawn Slater (2021), QB Matthew Stafford (2014), WR Golden Tate (2014).



MIKE WESTHOFF

ASSISTANT HEAD COACH

Mike Westhoff enters his first season as assistant head coach for the Denver Broncos in 2023. He was hired by the club on Feb. 25.

A 45-year coaching veteran, Westhoff has accumulated 32 years of NFL experience with four clubs.

He most recently spent two seasons (2017-18) with the New Orleans Saints, where he served as special teams coordinator.

In Westhoff's two seasons in New Orleans, the Saints' special teams ranked fourth in the NFL in fewest punt return yards allowed (309) while posting the seventh-highest kickoff return average (23.5) and field goal percentage (89.4). New Orleans was also 1-of-11 teams in the two-year span to record a kickoff return for touchdown.

In 2018, Westhoff oversaw a special teams unit that ranked Top-10 in punt return yards against (60—1st), punt return average against (5.0—3rd) and kickoff return average (24.3—10th).

Joining the Saints in 2017, Westhoff made an immediate impact in New Orleans, helping the unit rank sixth in kickoff return average (22.9) and in average starting field position after kickoffs (25.6) that season. Kicker Wil Lutz made significant improvement in his second NFL season, leading the team with 140 points while connecting on 31-of-36 field goals (86.1), which, at the time, tied the franchise record for most field goals in a single season. Running back Alvin Kamara, who was in his rookie season, finished the year with a 31.5 kickoff return average, the highest in franchise history for a single season.

From 2001-12, Westhoff piloted the New York Jets' special teams unit and produced one of the league's best kickoff return groups. The Jets' 16 kickoff returns for touchdowns in the 13-year period under Westhoff were the most in the National Football League.

Seven different Jets returned kickoffs for touchdowns during Westhoff's tenure: running back Leon Washington (4), defensive back Justin Miller (3), wide receiver Brad Smith (3), running back Joe McKnight (2), running back Chad Morton (2), wide receiver Jonathan Carter (1) and wide receiver Jerricho Cotchery (1). McKnight set a team record for longest kickoff return touchdown (107 yards) in 2011, while seven different players combined to return 11 kicks for at least 90 yards with Westhoff at the helm.

COACHING EXPERIENCE

33rd NFL Season (1st with Broncos)

Denver Broncos	Assistant Head Coach	2022
New Orleans Saints	Special Teams Coordinator	2017-18
New York Jets	Special Teams Coordinator	2001-12
Miami Dolphins	Tight Ends & Special Teams	1986-2000
Arizona Outlaws (USFL)	Offensive Line	1985
Baltimore/Indianapolis Colts	Off. Line, Tight Ends & Special Teams	1982-84
Texas Christian University	Offensive Line	1981
Northwestern University	Offensive Line	1978-80
Indiana State University	Defensive Line & Linebackers	1977
University of Dayton	Offensive Line	1976
Indiana University	Freshman Coach	1975
	Graduate Assistant	1974

Washington was elected to his first career Pro Bowl in 2008 after finishing sixth in the AFC in kick return average (25.6) and seventh in the AFC in punt return average (10.4). The Jets finished the 2008 campaign with the fourth-best average starting field position after a kickoff (29.6-yard line) in the NFL.

In 2007, Washington set a franchise record for most kickoff returns touchdowns in a single season (3) while ranking Top-10 in kickoff return yards (1,291—9th). Miller earned his only Pro Bowl nod in 2006 after averaging 28.3 yards per return while returning two kicks for touchdowns.

In 2003, the highly-regarded Jets special teams finished second in the NFL in kickoff return average (24.4) and fourth in average start (31.6).

In 2002, the Jets return teams scored four total touchdowns, two on both kickoff return and punt return, and placed first in punt return average (16.0) in the NFL. Westhoff's punt return team was also the only one in the NFL not to allow a return of 20 yards or more in 2002.

In 2001, the Jets special teams units earned a combined starting field position that ranked first in the NFL (kickoff coverage ranked fifth in average kickoff drive start – 26.6 yard line; kickoff returns ranked second in average kickoff drive start – 31.2 yard line). They also blocked two punts and returned both for touchdowns.

Westhoff came to the Jets after 15 years with the Miami Dolphins from 1986-2000. In his final year with the Dolphins, Westhoff was named "NFL Special Teams Coach of the Year" after his unit ranked Top-5 in both field goal percentage (90.3—3rd) and punt return average (13.3—4th).

In 1999, Dolphins kicker Olindo Mare was selected as an AP All-Pro and to the Pro Bowl as he drilled an NFL-best 39 field goals, tied for the third-highest total in NFL record books. In 1989, the Dolphins' players honored Westhoff's dedication and courage by awarding him the NFL's Ed Block Courage Award as he battled bone cancer. Despite the surgeries and treatments he endured, he continued to coach full time.

Earning his first NFL coaching opportunity in 1982, Westhoff coached the offensive line, tight ends and special teams for the Baltimore/Indianapolis Colts from 1982-84. The following year (1985), Westhoff served as offensive line coach for the Arizona Outlaws of the United States Football League (USFL).

Westhoff began his coaching career as a graduate assistant for Indiana University, where he also earned his master's degree in educational psychology in 1974. He coached for five collegiate institutions, spending time with Indiana (1974-75), Dayton (1976), Indiana State (1977), Northwestern (1978-80) and TCU (1981).

Westhoff began his collegiate playing career at Wyoming in 1985, where he was a starting outside linebacker as a freshman for the Cowboys. He transferred to Wichita State where he started for three years at both center and linebacker. He was voted MVP as a junior and served as team captain as a senior before graduating in 1970 with a history degree.

The Pittsburgh native was inducted into the Western Chapter of the Pennsylvania Sports Hall of Fame in 2000.

PRO BOWL PLAYERS COACHED (5): TE Ferrell Edmunds (1989-90), TE Keith Jackson (1992), K Olindo Mare (1999), P Reggie Roby (1989), RB Leon Washington (2008).



BEN KOTWICA

SPECIAL TEAMS COORDINATOR

Ben Kotwica (pronounced: cot-WEE-kuh) enters his first season as special teams coordinator for the Denver Broncos in 2023. He was hired by the club on Feb. 25.

Kotwica, who has 15 years of NFL coaching experience, joins the Broncos after one season as assistant special teams coach for Minnesota in 2022. He's also spent time with Atlanta (2019-20), Washington (2014-18) and N.Y. Jets (2007-13).

Last season with the Vikings, Kotwica helped coach a unit that posted Top-10 rankings in kickoff return average (25.6—5th) and punt return average against (7.7—8th). Under Kotwica's guidance, long snapper Andrew DePaola earned Associated Press All-Pro and Pro Bowl honors for the first time in his career.

Among eligible kickoff returners, running back Kene Nwangu posted the NFL's fifth-highest kickoff return average (26.3) and totaled 35 returns for 920 yards with one touchdown. His 920 kickoff return yards and 26.3 kickoff return average were the highest by a Viking since running back Cordarrelle Patterson registered 1,019 kickoff return yards in 2015 and a 31.7 kickoff return average in 2016.

COACHING EXPERIENCE

16th NFL Season (1st with Broncos)

Denver Broncos	
Special Teams Coordinator	2023
Minnesota Vikings	
Assistant Special Teams	2022
Atlanta Falcons	
Special Teams Coordinator	2019-20
Washington Commanders	
Special Teams Coordinator	2014-18
New York Jets	
Special Teams Coordinator	2013
Assistant Special Teams	2009-12
Def./Special Teams Quality Control	2007-08
United States Military Academy	
Defensive Coordinator	2005-06

Prior to the Vikings, Kotwica spent two years (2019-20) with the Falcons, working as the team's special teams coordinator. He oversaw a unit that led the NFL with five fumble recoveries in 2019, marking the most by a team in a single season since the N.Y. Giants (5) in 2012.

Spending five seasons as special teams coordinator for Washington from 2014-18, Kotwica guided a unit that posted the fifth-fewest kickoff return yards against (2,970) and while ranking tied for seventh in gross punting average (45.7). During the 2017 season, Washington surrendered 18.7 yards per kickoff return, which was the second-lowest average in the league that season.

During his seven seasons with Atlanta and Washington (2014-20), Kotwica's special teams units found success finding the end zone, recording two kickoff returns for touchdowns (T-2nd most) and five total scores on special teams (T-5th most).

Beginning his NFL coaching career in 2007, Kotwica joined the Jets, where he was part of the coaching staff for seven seasons from 2007-13. He began his tenure as a defensive/special teams quality control coach (2007-08) before being promoted to assistant special teams coach (2009-12) and special teams coordinator (2013).

As special teams coordinator for the Jets in 2013, Kotwica's unit ranked 12th in the league in kickoff return average against (22.3). Kicker Nick Folk posted one of his best single seasons in 2013 under Kotwica, totaling the second-most made field goals (33) in his career while ranking tied for 10th in the league in field goal percentage (91.7).

In six years (2007-12) as an assistant on the Jets' staff, Kotwica helped coach a special teams unit that recorded 10 combined kickoff and punt return touchdowns, which tied for the most in the AFC and second most in the NFL. The Jets also posted a Top-10 ranking in kickoff return average (24.6—1st) and kickoff return yards (8,705—4th).

Before working his way to the NFL, Kotwica served as defensive coordinator for United States Military Academy Prep School from 2005-06. His start in coaching came nine years after concluding his collegiate career, where he played linebacker for Army from 1993-96.

Kotwica is a decorated officer who spent eight years in the United States Army after graduating from the United States Military Academy at West Point. His military career includes operations in Bosnia-Herzegovina, Korea and Iraq.

Commissioned as a 2nd Lieutenant in the Aviation Branch of the Army, Kotwica was selected to fly the AH-64 Apache Longbow, the world's top attack helicopter. He was an Attack Helicopter Platoon Leader in support of the 82nd Airborne Division from 1998-2001, where he was responsible for the health and welfare of 20 soldiers.

PRO BOWL PLAYERS COACHED (2): LS Andrew DePaola (2022), K Younghoe Koo (2020).



LOU AYENI

RUNNING BACKS

Lou Ayeni (pronounced: eye-YINI-ee) enters his first season as running backs coach for the Denver Broncos in 2023. He was hired by the club on March 25.

Ayeni, who has 15 years of collegiate coaching experience, spent the previous five seasons (2018-22) as running backs coach and recruiting coordinator for Northwestern University. During his tenure, the Wildcats produced two Big Ten West Division titles (2018, '20) and won both the Holiday (2018) and Citrus (2020) Bowl.

In 2022, Ayeni oversaw the continued development of running back Evan Hull, who was coming off a 1,000-yard rushing season the year prior. Amongst running backs, Hull ranked Top-10 in the Big Ten in receptions (55—1st), receiving yards (546—1st), scrimmage yards (1,459—4th), rushing attempts (221—5th), rushing yards per game (76.1—8th) and net rushing yards (913—10th). Hull's 55 receptions and 546 receiving yards were also the most among all NCAA FBS running backs.

Under Ayeni's guidance in 2021, Hull posted 1,009 rushing yards on 196 carries (5.1 avg.) with seven scores. He also produced the second-most receptions (33) among Big Ten running backs, trailing only Michigan State's Connor Heyward (35).

In 2020, Northwestern compiled a 7-2 regular-season record and made an appearance in the 2020 Big Ten Championship Game. That season, Ayeni helped the offense rank fourth in the conference in rushing scores (16) and fifth in total net rushing yards (1,465).

Prior to his second stint at Northwestern, Ayeni spent four years at Iowa State University, working as running backs coach (2014-15) before being promoted to associate head coach & running game coordinator (2016-17).

COACHING EXPERIENCE

1st NFL Season (1st with Broncos)

Denver Broncos	
Running Backs	2023
Northwestern University	
Running Backs/Recruiting Coord.	2018-22
Graduate Assistant	2008-09
Iowa State University	
Assoc. Head Coach/Run Game Coord.	2019-21
Running Backs	2014-15
University of Toledo	
Assoc. Head Coach/Run Game Coord.	2011-13
Running Backs	2010

In 2017, the Cyclones' offense led the nation in fewest fumbles (1) and produced the first season in program history in which the team did not lose a fumble in the regular season. Running back David Montgomery flourished under Ayeni that season, ranking second in the Big 12 in rushing attempts (258) and third in rushing yards (1,146) and rushing touchdowns (11) while earning first-team All-Big 12 honors.

With Ayeni overseeing running backs in 2015, Iowa State's ballcarriers helped the team average 182.0 yards per game on the ground, which marked the highest single-season total by the team since 2000. The Cyclones rushed for 200-plus yards in seven contests that season.

Running back Mike Warren totaled a prolific freshman season under Ayeni in 2015, leading all freshmen with 1,339 rushing yards. He was named Big 12 Offensive Freshman of the Year as well as a unanimous selection for Freshman All-American.

Before Iowa State, Ayeni spent time at the University of Toledo and performed the role of running backs coach (2010) and associate head coach & running game coordinator (2011-13). During Ayeni's four years on staff, the Rockets qualified for a bowl game three times and finished second in the MAC in rushing touchdowns (101) and rushing average (5.0). Toledo also ranked third in rushing yards (203.0 ypg) and rushing attempts (2,053).

Running back David Fluellen, who finished his career ranked fourth all-time in Toledo program history with 3,336 rushing yards, earned first-team All-MAC honors in 2012 and '13 under Ayeni, posting back-to-back 1,000-yard seasons. He led the conference in 2013 in yards per carry (6.7) and posted the 12th-most rushing yards (1,498) in the country in 2012.

Ayeni also oversaw the development of running back Kareem Hunt in 2013, who he recruited. In his lone season under Ayeni, Hunt finished second in the Mid-American Conference (MAC) in yards per carry (6.3) behind Fluellen while ranking ninth in the conference with 866 rushing yards. Hunt went on to be drafted by the Kansas City Chiefs in the third round (86th overall) of the 2017 NFL Draft and lead the NFL with 1,327 rushing yards in 2017.

In 2010, Ayeni's unit helped the team rank third in the conference in rushing (167.4 ypg). He also coached the kickoff return unit that led the MAC in kickoff return average (29.1) and kickoff returns for touchdowns (3).

Returning to his alma mater to start his coaching career, Ayeni spent two years as a graduate assistant for Northwestern (2008-09). The program won 17 games during his two seasons on staff while making consecutive bowl games for the first time since 1995-96.

Ayeni participated in the Bill Walsh Coaching Internship and worked with the Chicago Bears during the team's training camps in 2009 and '13. Through the internship, Ayeni also spent time with the Atlanta Falcons during team minicamp in 2013.

A member of Northwestern's Big Ten Championship team in 2000, Ayeni began his collegiate playing career as a running back before switching to safety as a senior. After graduating in 2003 and serving as a team captain during his senior season, Ayeni played safety for the Indianapolis Colts (2004-05) before switching to linebacker and joining the St. Louis Rams (2005-06).

A native of Woodbury, Minn., Ayeni and his wife, Patrice, have two sons, Jayden and Kyler, and a daughter, Rielyn.



CHRIS BANJO

ASSISTANT SPECIAL TEAMS

Chris Banjo enters his first season as assistant special teams coach for the Denver Broncos in 2023. He was hired by the club on Feb. 25.

Banjo joins the Broncos after playing 10 NFL seasons from 2013-22. He spent time with Green Bay (2013-16), New Orleans (2016-18) and Arizona (2019-22).

Originally signed by Jacksonville as a college free agent in 2013, Banjo appeared in 131 regular-season games (7 starts), totaling 85 tackles (59 solo), three interceptions, eight passes defended, one forced fumble, two fumble recoveries and 58 special teams tackles (49 solo). He also saw action in 10 postseason contests.

In his final season as a player in 2022, Banjo appeared in 13 games (1 start) for the Cardinals. He collected six tackles (3 solo), one fumble recovery and was a key contributor on special teams.

Banjo enjoyed his most productive season as a pro in 2020 when he played 13 games (4 starts) and recorded a career-high 47 tackles (33 solo). He logged a combined 610 snaps on defense and special teams that season.

Playing for the Saints under Head Coach Sean Payton for two seasons (2017-18), Banjo was a part of a team that won consecutive NFC South Division titles and advanced to the NFC Championship Game in 2018. He was a key contributor on the Saints' special teams, notching 13 tackles (12 solo) in the two-year span.

COACHING EXPERIENCE

1st NFL Season (1st with Broncos)

Denver Broncos

Assistant Special Teams 2023

Banjo made his NFL debut in 2013 with the Packers after competing with the team in training camp. While with Green Bay from 2013-16, Banjo helped their special teams unit rank ninth in punt return yards against (7.8).

A graduate of Southern Methodist, Banjo appeared in 51 games (47 starts) for the Mustangs (2008-11), totaling 321 tackles (195 solo), four interceptions (74 yds.), 17 passes defended, three forced fumbles and three fumble recoveries. While at SMU, Banjo earned second-team All-Conference USA honors as a junior in 2010 and was an honorable mention All-Conference USA following his senior season.

A native of Houston, Texas, Banjo and his wife, Jasmine, have two sons, Christopher Jr. and Cairo, and one daughter, Céline.



JAMAR CAIN

PASS RUSH SPECIALIST

Jamar Cain enters his first season as pass rush specialist for the Denver Broncos in 2023. He was hired by the club on March 25.

Having accrued 20 seasons of coaching experience at the high school and collegiate levels, Cain joins the NFL after spending last season as defensive line coach and run game coordinator for Louisiana State University. He was a part of a coaching staff that guided the Tigers to a 10-4 record and an appearance in the Southeastern Conference (SEC) Championship Game against Georgia.

Last season, Cain coached third-team All-American defensive lineman Mekhi Wingo and first-team All-SEC defensive end BJ Ojulari. Wingo totaled 47 tackles (25 solo), three sacks, four passes defended and one forced fumble in 14 games played (13 starts) while Ojulari started all 11 games he appeared and recorded 58 tackles (34 solo), 5.5 sacks and one forced fumble.

Prior to his arrival in Baton Rouge, Cain spent two seasons at the University of Oklahoma (2020-21), where he oversaw outside linebackers and defensive ends. In Cain's two seasons in Norman, Okla., the Sooners recorded a 20-4 record, a 2020 Big 12 Conference title and wins in the Cotton (2020) and Alamo (2021) bowls.

As a member of the Oklahoma coaching staff, Cain coached Broncos outside linebacker Nik Bonitto, who was voted second-team All-American by the Associated Press following his senior campaign in 2021. That season, Bonitto accumulated 39 tackles (23 solo), seven sacks, 15 tackles for loss, nine quarterback hurries and three fumble recoveries.

Preceding his time at Oklahoma, Cain served as defensive line coach for Arizona State for one season (2019), helping the Sun Devils to an 8-5 record and a Sun Bowl victory over Florida State. In 2019, Arizona State ranked 24th in the country in yards per rush (3.5) and 26th in rush defense (125.1 ypg).

From 2017-18, Cain worked as defensive line coach for Fresno State, helping the Bulldogs compile a 22-6 record, two bowl wins and a Mountain West title (2018). Before Fresno State, Cain served as defensive line coach for North Dakota State for three years (2014-16).

During Cain's three-year stint at NDSU, the Bison won two FCS National Championships (2014, '15) while winning 12 or more games each season. In 2014, Cain coached defensive end Kyle Emanuel, who was selected by the Los Angeles Chargers in the fifth round (153rd overall) of the 2015 NFL Draft.

Before North Dakota State, Cain coached one year at the University of Wyoming (2013) and worked as defensive line coach before being named interim defensive coordinator midseason. He also coached the defensive line for Cal Poly (2009-12) after receiving his first full-time coaching opportunity at the FCS level, where he oversaw defensive ends for three seasons (2006-08) at Missouri State.

Cain began his coaching career at John F. Kennedy High School (2003) in Sacramento before jumping to the collegiate ranks. He worked as an assistant coach for his alma mater, Sacramento City College, in 2004 and Ohio University in 2005.

Cain, who was a first-team All-California defensive lineman for Sacramento City College (1999-2000), played the final two seasons of his collegiate career at New Mexico State (2001-02), where he earned second-team All-Sun Belt Conference honors as a senior.

A native of Sacramento, Calif., Cain and his wife, DeCarla, have two children, Cosby and Cali.

COACHING EXPERIENCE

1st NFL Season (1st with Broncos)

Denver Broncos	
Pass Rush Specialist	2023
Louisiana State University	
Defensive Line/Running Game Coord.	2022
University of Oklahoma	
Outside Linebackers/Def. Ends	2020-21
Arizona State University	
Defensive Line	2019
Fresno State	
Defensive Line	2017-18
North Dakota State University	
Defensive Ends	2014-16
University of Wyoming	
Defensive Line	2013
California Polytechnic State University	
Defensive Line	2009-12
Missouri State University	
Defensive Ends	2006-08
Ohio University	
Graduate Assistant	2005
Sacramento City College	
Assistant Coach	2004
John F. Kennedy High School (Sacramento)	
Assistant Coach	2003



KEARY COLBERT

WIDE RECEIVERS

Keary (pronounced: Carrie) Colbert enters his first season as wide receivers coach for the Denver Broncos in 2023. He was hired by the club on Feb. 25.

Colbert joins the Broncos with 13 years of coaching experience, including 12 at the collegiate level. He most

recently served as wide receivers coach for the University of Florida in 2022.

Last season with the Gators, Colbert coached a unit that totaled 145 receptions for 2,429 yards (16.8 avg.) with 14 touchdowns. Five receivers posted at least 10 receptions, with wide receiver Xzavier Henderson registering a team-high 38 catches.

Under his guidance in 2022, junior wide receiver Ricky Pearsall led Florida in receiving yards (661) and touchdowns (5) on 33 catches. He posted two 100-yard receiving games, including a career-high 148 yards on five receptions (29.6 avg.) on Nov. 25 at Florida State.

Colbert joined Florida after spending the previous six seasons with his alma mater, the University of Southern California. He began his second stint at USC as an offensive quality control coach for two seasons (2016-17) before coaching tight ends (2018) and wide receivers (2019-21) during his final four years at the university.

During his six years at USC under Head Coach Clay Helton, the Trojans posted a 43-27 regular-season record and a .614 winning percentage. The program won double-digit games in 2016 and '17, captured the 2017 Pac-12 Championship—its first since 2008—and advanced to three bowl games.

Colbert's stint at USC was highlighted by coaching three wide receivers who were selected in the NFL Draft. Drake London was selected by Atlanta with the eighth overall pick of the 2022 draft, while Michael Pittman (2020, 2nd Rd., 34th overall) and Amon-Ra St. Brown (2021, 4th Rd., 112th overall) were drafted by Indianapolis and Detroit, respectively.

London, who was coached by Colbert for the entirety of his collegiate career (2019-21), notched 160 receptions for 2,153 yards (13.5 avg.) with 15 touchdowns. He finished his career ranked 16th in receiving yards (2,153) and 17th in receptions (160) while playing only 27 career games (23 starts).

In two seasons under Colbert's watch from 2019-20, St. Brown recorded 118 receptions for 1,520 yards (12.9 avg.) with 13 touchdowns. Colbert helped coach St. Brown to the 11th-most receptions (178) in USC program history, while helping him collect seven 100-yard receiving performances.

In his first NFL season in 2021, St. Brown set the Lions single-season rookie record for receiving yards (912) and added a team-leading five touchdowns. He made his first career Pro Bowl in 2022 after totaling 106 catches for 1,161 yards (11.0 avg.) with six scores.

Colbert coached Pittman in his final collegiate season in 2019 and guided him to 101 receptions for 1,275 yards (12.6 avg.) with 11 touchdowns. One of the nation's most accomplished wide receivers during his senior campaign, Pittman ranked fifth nationally in receptions (101) while being a finalist for the Fred Biletnikoff and Jason Witten awards.

Prior to USC, Colbert spent two seasons (2014-15) at the University of Alabama, where he worked as an offensive analyst. He was part of a coaching staff that helped the team win the 2015 National Championship while amassing a 26-3 (.897) record during his two seasons.

Preceding his time at Alabama, Colbert served as wide receivers coach for Georgia State University for the 2013 campaign. He coached wide receiver Robert Davis, who was selected by Washington in the sixth round (209th overall) of the 2017 NFL Draft, and wide receiver Albert Wilson, who was a 1,000-yard pass catcher that season.

Colbert began his coaching career at USC in 2010 and was a graduate assistant, where he helped coach tight end Jordan Cameron and tight end Rhett Ellison. He went on to serve as a volunteer coach for Pace Academy in Atlanta in 2012.

Originally selected by Carolina in the second round (62nd overall) of the 2004 NFL Draft, Colbert played six NFL seasons with the Panthers (2004-07), Broncos (2008), Seahawks (2008), Lions (2008) and Chiefs (2011). He appeared in 75 career games (49 starts), totaling 130 receptions for 1,629 yards (12.5 avg.) with eight touchdowns.

In his rookie season with Carolina, he set team rookie records in receptions (47), receiving yards (754) and touchdowns (5).

COACHING EXPERIENCE


1st NFL Season (1st with Broncos)

Denver Broncos	
Wide Receivers	2023
University of Florida	
Wide Receivers	2022
University of Southern California	
Wide Receivers	2019-21
Tight Ends	2018
Offensive Quality Control	2016-17
Graduate Assistant	2010
University of Alabama	
Offensive Analyst	2014-15
Georgia State University	
Wide Receivers	2013
Pace Academy (Atlanta)	
Volunteer Coach	2012

A four-year starter at USC, Colbert broke the all-time program record in receptions (207) and added 2,964 receiving yards and 19 touchdowns. He currently ranks sixth in receptions and seventh in receiving yards.

Colbert was a team captain during his senior season in 2003 when the team went 12-1 in the regular season and captured its 10th national championship under Head Coach Pete Carroll. He capped his collegiate career by earning second-team All-Pac 10 honors in consecutive years from 2002-03.

An Oxnard, Calif. native, Colbert received his bachelor's degree in sociology from USC in 2006. Colbert is married to his wife, Safiya, and has two sons, Kaden and Khari.



DAN DALRYMPLE

HEAD STRENGTH & CONDITIONING

Dan Dalrymple enters his first season as head strength and conditioning coach for the Denver Broncos in 2023. He was hired by the club on Feb. 25.

Dalrymple joins the Broncos with 33 years of cumulative experience in player performance, with 16 of those years spent at the NFL level. He most

recently served as head strength and conditioning coach for the New Orleans Saints from 2006-21.

Overseeing the Saints' strength and conditioning program, Dalrymple was instrumental in the team's success. During his 16-year stint in New Orleans, the Saints won 159 regular-season games (fourth most from 2006-21), seven division titles and made nine postseason appearances. The organization captured its first Super Bowl in the 2009 playoffs, defeating Indianapolis 31-17 in Super Bowl XLIV.

Dalrymple is regarded as one the NFL's best strength and conditioning coaches, with his routines being focused on building and maintaining strength and stamina while minimizing injuries. While in New Orleans, Dalrymple was named the NFL's Strength and Conditioning Coach of the Year of two occasions, garnering the distinction in 2009 and 2018.

Prior to joining the Saints, Dalrymple spent the previous 17 years at his alma mater, Miami (Ohio) University, from 1989-2005 and spent 16 of those years as director of athletic conditioning, a program that he built from the ground up. While football was his primary focus, Dalrymple and his staff created workout regimens for every athletic program.

After working as director of athletic conditioning for 15 years, Dalrymple was promoted with the additional title of assistant athletic director in 2003. He performed both roles from 2003-05 before joining Head Coach Sean Payton, who he spent two years (1994-95) coaching with at Miami (Ohio), in New Orleans.

After taking over the supervision of the Miami (Ohio) strength and conditioning program in 1989, the football program posted a 116-72-9 record, had a streak of 12-straight winning seasons, and appeared in bowl games in 2003 and '04.

A 1988 graduate of Miami (Ohio), Dalrymple was a four-year starter (1983-86) as an offensive lineman and was a first-team All-MAC selection his final two seasons. He also earned honorable mention All-America accolades during his collegiate playing career.

In his final collegiate season in 1986, Dalrymple was named a team captain and was a key contributor to the team that went 8-4 in the regular season and won the Mid-American Conference (MAC) Championship. He was later honored as 1-of-5 linemen on the Cincinnati Enquirer's All-20th Century Miami (Ohio) football team and was elected to the school's hall of fame in 2002.

After his college career and attending training camp with the Seattle Seahawks, Dalrymple returned to his alma mater as a student assistant coach in 1987. He served as a graduate assistant the following year (1988) before being promoted to offensive line and strength coach (1989).

Dalrymple has been certified by the National Strength & Conditioning Association since 1991 and has been honored as a finalist for the organization's Coach of the Year five times (1995, '97, '99, 2003, '06). Dalrymple became only the second NFL strength coach to receive professional Coach of the Year honors multiple times from the Professional Football Strength and Conditioning Coaches Association.

The NSCA also honored Dalrymple with its 2022 Professional Sports Strength & Conditioning Coach of the Year award.

Additionally, Dalrymple is certified by the Collegiate Strength & Conditioning Coaches Association as a Master Strength & Conditioning Coach. He has earned two certifications for USA Weightlifting that qualifies him to work with athletes in Olympic weightlifting and also serve as a sports performance specialist.

In 2011, Dalrymple co-authored his first book, "The Athletic Body Puzzle-The Guide for Parents and Coaches."

COACHING EXPERIENCE

17th NFL Season (1st with Broncos)

Denver Broncos

Head Strength & Conditioning 2023

New Orleans Saints

Head Strength & Conditioning 2006-21

Miami (Ohio) University

Asst. Athletic Dir./Dir. of Athletic Conditioning . . . 2003-05

Director of Athletic Conditioning . . . 1989-2003

Asst. Offensive Line/Football Strength . . . 1989

MARCUS DIXON

DEFENSIVE LINE



Marcus Dixon enters his second season as defensive line coach with the Denver Broncos in 2023. He was hired by the club on Feb. 17, 2022.

Dixon, who has five years of cumulative coaching experience, joined the Broncos after spending one year with the L.A. Rams (2021)

as assistant defensive line coach. He also had a three-year stint (2017-19) with his alma mater, Hampton University, where he coached defensive ends and defensive line while performing the additional role of recruiting coordinator and director of player development.

In his first season as a lead position coach in 2022, Dixon oversaw a defensive line that helped the team rank seventh in total defense (320.0 ypg) and 10th in rush defense (109.8 ypg). The Broncos' defense totaled 36 sacks last season, with 15.5 coming from members of the defensive line.

Dixon was instrumental in the success of defensive end Dre'Mont Jones, who collected a team-leading and career-high-tying 6.5 sacks in just 13 games played. Jones also recorded a career-high 47 tackles (24 solo) and tied his career high with nine tackles for loss.

In addition to Dre'Mont Jones, defensive tackle D.J. Jones and defensive lineman DeShawn Williams also played integral roles among the defensive line. D.J. Jones registered a career-high six passes defended—one shy of tying the Broncos' single-season record by a defensive tackle—while Williams posted career bests in sacks (4.5) and quarterback hits (8) while tying his single-season career highs in passes defended (3) and tackles for loss (4).

During his first NFL season in 2021, Dixon was part of a Rams coaching staff that helped the team total the sixth-best rushing defense in the league, allowing 103.2 rushing yards per game. The defense accumulated the NFL's third-highest sack total (50) and ranked second in sack yards (367).

After helping the team notch a 12-5 record in 2021, the Rams' defensive line contributed to the team ranking first in rushing yards per game (60.3) and sacks (12) during the 2022 NFL playoffs. In Super Bowl LVI, the Rams collected seven sacks (43 yds.)—including three by the defensive line—en route to a 23-20 victory over the Cincinnati Bengals.

Dixon's time with the Rams was highlighted by coaching defensive tackle Aaron Donald to consecutive Pro Football Writers of America All-NFL teams along with back-to-back All-Pro and Pro Bowl selections. Dixon began working with Donald after he was named Associated Press Defensive Player of the Year in 2020.

Prior to the Rams, Dixon coached three years (2017-19) at Hampton University, where he was a four-year starter as a player. He worked as director of player development for all three seasons while serving as defensive ends coach/recruiting coordinator (2019) and defensive line coach (2017-18).

As a player, Dixon logged three seasons with the N.Y. Jets from 2010-12 after originally entering the NFL with the Cowboys in 2008. He played 22 career games, recording 21 tackles (15 solo), 2.5 sacks (14 yds.), one pass defended, one forced fumble and one fumble recovery.

A native of Rome, Ga., Dixon is married to wife, Tesa (pronounced: TEE-sa), and the couple has two children Madylin and Rhylee. He was born on Sept. 16, 1984.

COACHING EXPERIENCE

3rd NFL Season (2nd with Broncos)

Denver Broncos	
Defensive Line.....	2022-23
Los Angeles Rams	
Assistant Defensive Line.....	2021
Hampton University	
Defensive Ends/Recruiting Coord.....	2019
Def. Line/Dir. of Player Development . . .	2017-18

DECLAN DOYLE

TIGHT ENDS



Declan Doyle enters his first season as tight ends coach for the Denver Broncos in 2022. He was hired by the club on Feb. 25.

Doyle joins the Broncos with seven years of cumulative coaching experience, including four seasons in the NFL with New Orleans. He most

recently served as an offensive assistant for the Saints from 2019-22.

During his four-year stint in New Orleans, the Saints amassed a 41-25 (.621) record, with playoff appearances in each of his first two seasons. He was part of an offensive staff that coached eight offensive players to a combined 12 Pro Bowls.

In Doyle's first two seasons, the Saints posted a Top-5 scoring offense. The offense averaged nearly 30 ppg from 2019-20 and posted the third and fifth-highest scoring totals in the NFL during that span.

COACHING EXPERIENCE

5th NFL Season (1st with Broncos)

Denver Broncos	
Tight Ends.....	2023
New Orleans Saints	
Offensive Assistant.....	2019-22
University of Iowa	
Student Offensive Assistant	2016-18

The Saints, who captured their fourth straight NFC South Division title in 2020, ranked Top-10 in numerous offensive categories, including scoring offense (30.1 ppg—5th), red zone offense (72.1%—5th), fourth down percentage (68.8%—5th), rushing offense (141.6 ypg—6th), few-est turnovers (17—7th) and third down percentage (44.7—8th). New Orleans also totaled a league-leading 30 rushing touchdowns, which is a single-season franchise record.

In Doyle's first season on staff with New Orleans in 2019, the Saints ranked Top-10 in scoring offense (28.6 ppg—3rd), yards per play (5.92—6th), passing offense (265.3 ypg—7th), first downs per game (21.7—8th), total offense (373.9 ypg—9th) and third down percentage (42.2—10th). Additionally, New Orleans turned the ball over only eight times on offense that season, the lowest single-season mark by an NFL team since the NFL-AFL merger in 1970.

Prior to the Saints, Doyle served as an offensive student assistant for the University of Iowa from 2016-18. He was tasked with supporting the offensive staff during practice while breaking down defensive film of upcoming opponents.

Iowa posted a combined 25-14 (.641) record during his three seasons with the program and finished with a winning record in each of those three years. The Hawkeyes also made three consecutive bowl game appearances, notching a 2-1 record in the Outback (2016, '18) and Pinstripe (2017) Bowl.

Before transferring to the University of Iowa in 2016, Doyle attended Iowa Western Community College, where he was a captain for the baseball team in 2015.

Doyle earned his bachelor's degree in business management from the University of Iowa in 2018. He has a younger brother, Dillon, who played linebacker for five collegiate seasons at Iowa (2018-19) and Baylor (2020-22).



ZACK GROSSI

OFFENSIVE QUALITY CONTROL

Zack Grossi (pronounced: grah-SEE) enters his second season as an offensive quality control coach for the Denver Broncos in 2023. He was hired by the club on Feb. 28, 2022.

In his first season with the team, Grossi helped coach a wide receiver room that featured two pass catchers who each recorded over 800 receiving yards. Wide receiver Jerry Jeudy posted career highs in receptions (67), yards (972) and touchdowns (6), while wide receiver Courtland Sutton totaled 64 catches for 829 yards (13.0 avg.) with two scores.

Grossi joined the Broncos after spending two seasons (2020-21) at Southern University and A&M College (Baton Rouge, La.). Performing the role of offensive coordinator and quarterbacks coach, Grossi helped guide the offense to 32.0 points per game during his tenure.

Before Southern University, Grossi worked as quarterbacks coach at Hampton University during the 2019 season. His quarterback room posted a 139.2 passer rating while leading an offense that scored 40 points or more five times.

Prior to his three years at the collegiate level, Grossi spent five seasons in the NFL, performing multiple roles for Tampa Bay. He spent his first year (2014) as a scouting assistant before working as a pro scout (2015), assistant to the head coach (2016) and an offensive quality control coach (2017-18).

Grossi began his coaching career at his alma mater, Concord University, working as an offensive graduate assistant following the completion of his undergraduate degree in 2013. He graduated with a bachelor's degree in recreation and tourism management.

As a player, Grossi appeared in 27 games at quarterback over four seasons (2009-12) at Concord, completing 536-of-905 passes (59.2%) for 7,052 yards with 57 passing touchdowns and five rushing scores. He concluded his playing career ranked first in Concord history in completions (536) and touchdown passes (57), and second in passing yards (7,052).

COACHING EXPERIENCE

7th NFL Season (2nd with Broncos)

Denver Broncos	
Offensive Quality Control 2022
Southern University and A&M College	
Offensive Coord./Quarterbacks 2020-21
Hampton University	
Quarterbacks 2019
Tampa Bay Buccaneers	
Offensive Quality Control 2017-18
Asst. to Head Coach 2016
Pro Scout 2015
Scouting Assistant 2014
Concord University	
Offensive Graduate Assistant 2013

DID YOU KNOW?

The Broncos have selected more players (20) from the University of Florida in the NFL Draft than from any other school in the country.



KOREY JONES

ASSISTANT STRENGTH & CONDITIONING

Korey Jones is in his fourth season as assistant strength and conditioning coach for the Denver Broncos in 2023.

A seven-year pro football veteran, Jones played in the Canadian Football League with the Winnipeg Blue Bombers (2019), Edmonton Eskimos (2014, '17-19), Saskatchewan

Roughriders (2016) and British Columbia Lions (2013-14). He also competed in NFL training camps with Green Bay (2014) and Arizona (2013) after being signed by the Cardinals as a college free agent as well as playing one season with the Blacktips of the Fall Experimental Football League.

Prior to joining the Broncos' strength and conditioning staff, Jones worked as a sports performance coach at Landow Performance (Centennial, Colo.) for five years from 2015-20. He was instrumental in assisting athletes with NFL Combine prep during his tenure.

Jones is a Certified Strength and Conditioning Specialist (CSCS) and a Certified Personal Trainer (CPT) through the National Strength and Conditioning Association (NSCA). Additionally, he is Level 1 USA Weightlifting Certified as well as FST (Facial Stretch Therapy) Level 1 Certified.

A two-year starter at linebacker for the University of Wyoming (2011-12), Jones began his collegiate career at Garden City Community College (2009-10). He attended Rocky Mountain High School and is a native of Ft. Collins, Colo.

COACHING EXPERIENCE


4th NFL Season (4th with Broncos)

Denver Broncos

Assistant Strength & Conditioning . . . 2020-23

Landow Performance (Centennial, Colo.)

Sports Performance Coach 2015-20



LOGAN KILGORE

OFFENSIVE QUALITY CONTROL

Logan Kilgore enters his first season as an offensive quality control coach for the Denver Broncos in 2023. He was hired by the club on March 25.

Prior to the Broncos, Kilgore returned to Arkansas State University, where he was set to perform the role of tight ends coach

under Head Coach Butch Jones. He was with the program from Dec. 2022 to Feb. 2023.

Kilgore, who has three previous seasons of coaching experience, spent the 2022 campaign as offensive coordinator and quarterbacks coach for Isidore Newman (La.) High School. He was a part of a coaching staff that helped the team produce an 8-3 regular-season record and a first-round playoff victory.

At Newman, he designed an offense for Arch Manning—nephew of Pro Football Hall of Fame QB Peyton Manning and two-time Super Bowl-winning QB Eli Manning—and helped him complete 204-of-316 passes (64.6%) for 2,509 yards with 34 touchdowns and two interceptions. Manning was named the 2022 Bobby Dodd National Back of the Year Award presented by Touchdown Club of Atlanta.

Prior to Newman, Kilgore spent a year as an offensive analyst for Arkansas State (2021) after wrapping up a six-year professional career in the NFL and CFL. He helped the Red Wolves rank 11th in the country in passing offense (313.9 ypg) that season.

Kilgore also spent one year working as quarterbacks coach and pass-game coordinator for Bakersfield College in 2018. The offense averaged 30.4 points per game while tallying 300.4 yards of total offense.

Originally signed by New Orleans as a college free agent in 2014, Kilgore competed with the team during offseason workouts and training camp before signing with the Toronto Argonauts of the Canadian Football League (CFL). He went on to appear in 43 games in the CFL (2014, '16-17, '19), completing 177-of-288 passes for 1,927 yards with eight touchdowns.

A graduate of Middle Tennessee State, Kilgore played four collegiate seasons (2010-13) for the program. He became the first Blue Raider to accumulate three 2,000-plus yard passing seasons and finished his career with 7,849 passing yards and 53 touchdowns.

Prior to Middle Tennessee, Kilgore spent the 2009 season at Bakersfield College, where he passed for 2,512 yards and 22 scores. He led the team to a 10-2 record and was named the Northern Conference Offensive Player of the Year.

A native of Rocklin, Calif., Kilgore earned both his bachelor's and master's degree in business administration from Middle Tennessee State University. Logan Kilgore and his wife, Brookey, have one daughter, Cooper.

COACHING EXPERIENCE

1st NFL Season (1st with Broncos)

Denver Broncos

Offensive Quality Control 2023

Arkansas State University

Tight Ends (Dec. 2022-Feb. 2023) . . . 2022-23

Offensive Analyst 2021

Isadore Newman (La.) High School

Offensive Coordinator/Quarterbacks . . . 2022

Bakersfield College

Quarterbacks/Pass-Game Coordinator . . . 2018



AUSTIN KING

ASSISTANT OFFENSIVE LINE

Austin King enters his first season as assistant offensive line coach for the Denver Broncos in 2023. He was hired by the club on March 25.

King, who has 11 seasons of coaching experience, including three in the NFL, joins Denver after spending the 2022 season as assistant

offensive line coach for the Chicago Bears.

Last season in Chicago, King helped coach an offensive line that paved the way for the No. 1 rushing attack in the NFL (177.3 ypg). The Bears' 2022 per game rushing average was the team's highest in a single season since 1984 (185.9 ypg.).

Chicago's offensive line helped the team post Top-10 rankings in multiple rushing categories, including yards per carry (5.4—1st), runs of 10-plus yards (81—2nd), attempts (559—2nd), first downs (148—5th) and touchdowns (18—T-7th).

Protected by a stout front five, quarterback Justin Fields became just the third quarterback in NFL history to rush for over 1,000 yards in a single season, joining Lamar Jackson (2019, '20) and Michael Vick (2006). Fields finished the season with eight rushing scores, which tied for second most in a single season by a Bears quarterback.

Entering the NFL with the Las Vegas Raiders, King originally joined the team as an offensive quality control coach (2020) before being promoted to tight ends coach (2021). Under King's tutelage in 2021, tight end Darren Waller posted the sixth-most receptions in the AFC (55) and added 665 receiving yards with two scores in 11 games played.

Working primarily with the offensive line in 2020, King helped guide a group that surrendered only 28 sacks, which ranked 10th in the NFL. The Raider's offensive line posted four games in which the unit allowed zero sacks.

In 2021, running back Josh Jacobs posted his second career 1,000-yard season and tallied a career-high 12 rushing scores. He was 1-of-5 running backs that season (Nick Chubb, Dalvin Cook, Derrick Henry, Jonathan Taylor) to post totals of at least 1,000 rushing yards with 10 touchdowns on the ground.

Prior to joining the NFL, King spent five years at the University of Dayton, first serving as the offensive line coach (2015-16) before working his way to offensive coordinator (2017-19) for his final three seasons with the program.

King helped guide the Flyers to one of the top offenses in FCS during his time leading the offense. In 2019, Dayton ranked Top-10 in multiple offensive categories while posting the No. 1 scoring offense with 42.6 points per game.

In the 2018 and '19 seasons, the Flyers averaged over seven yards per play, and were just 1-of-6 NCAA Division I programs to accomplish the feat. While at Dayton, King coached tight end Adam Trautman, who earned first-team All-America honors and was selected in the third round (105th overall) by New Orleans in the 2020 NFL Draft.

King spent one year (2014) as an offensive quality control coach for Syracuse University, where he focused mainly on the offensive line. Following the season, offensive lineman Sean Hickey earned All-ACC third-team recognition by the league's coaches.

King began his coaching career at the University of Toledo, where he worked as an offensive quality control assistant from 2012-13.

Selected by Tampa Bay in the fourth round (133rd overall) of the 2004 NFL Draft, King appeared in 34 career regular-season games (1 start) and two postseason contests at center for the Atlanta Falcons (2004-06). For his career, King was only called for two penalties.

A graduate of Northwestern University, King was a four-year starter on the offensive line for the Wildcats, earning All-Big Ten honorable mention honors three times in his career. He earned his bachelor's degree in secondary education from Northwestern in 2004.

Austin King is a native Cincinnati.

COACHING EXPERIENCE

4th NFL Season (1st with Broncos)

Denver Broncos	
Assistant Offensive Line	2023
Chicago Bears	
Assistant Offensive Line	2022
Las Vegas Raiders	
Tight Ends	2021
Offensive Quality Control	2020
University of Dayton	
Offensive Coordinator	2017-19
Offensive Line	2015-16
Syracuse University	
Offensive Quality Control	2014
University of Toledo	
Offensive Quality Control	2012-13



ADDISON LYNCH

DEFENSIVE QUALITY CONTROL

Addison Lynch enters his sixth season in the NFL and first with the Broncos as a defensive quality control coach in 2023. He was hired by the club on March 25.

With 12 cumulative years of coaching experience, including five in the NFL, Lynch has previously worked for Detroit (2022), Las Vegas (2021), L.A. Chargers (2018-20), Florida State (2012-17) and Mississippi College (2011).

As a defensive quality control coach for the Lions in 2022, Lynch helped Detroit total its most wins (9) since the 2017 season. Over the final 10 weeks of the regular season, the Lions posted the fifth-most interceptions (10) and the 10th-lowest passer rating against (84.3) in the NFL.

Lynch, who primarily worked with the secondary, helped rookie safety Kerby Joseph total four interceptions, the most in a single season by a Lions rookie since Devon Mitchell (5) in 1986. Safety DeShon Elliott also had a productive year, recording a career-high 95 tackles (71 solo), one interception, three passes defended, one forced fumble and one fumble recovery.

Prior to his year with the Lions, Lynch spent the 2021 season with Las Vegas and worked as assistant defensive backs coach. He helped cornerback Brandon Facyson record his first career interception while also accumulating career-highs in tackles (53) and passes defended (13).

Lynch also helped safety Jonathan Abram total a career-high five TFLs to go along with 114 tackles (63 solo), one interception (6 yds.), four passes defended and one fumble recovery. Abram's 114 tackles tied him for fifth-most among all NFL defensive backs.

Beginning his NFL coaching career with the L.A. Chargers in 2018, Lynch spent three seasons with the team, working as a defensive quality control coach (2018-19) and assistant defensive backs coach (2020). During his time in Los Angeles, Lynch helped the Chargers rank sixth in net passing yards allowed (217.3 ypg) and eighth in total yards allowed (330.1 ypg). The team finished Top-10 in both categories in each of his three seasons.

After being promoted to assistant defensive backs coach in 2020, Lynch helped the unit produce the fourth-lowest completion percentage against (62.6) that season. The Chargers surrendered the sixth-fewest completions (340) while ranking ninth in passing yards allowed (223.6 ypg).

Lynch assisted in the development of cornerback Michael Davis in 2020, helping him tally career highs in tackles (63), interceptions (3), interceptions for touchdowns (1) and passes defended (14). Davis' 14 pass breakups ranked eighth in the NFL.

As a defensive quality control coach for the Chargers from 2018-19, Lynch worked primarily with linebackers, helping the position group with practice drills while also assisting the coaching staff with team presentations and film study for upcoming opponents. Lynch assisted safety Derwin James in his transition from college to the NFL, with James garnering numerous accolades during his rookie season.

Before joining the NFL, Lynch spent six seasons (2012-17) under Head Coach Jimbo Fisher at Florida State, serving as a quality control assistant on offense. He helped the team earn bowl appearances every season while in Tallahassee, including five consecutive New Year's Six Bowls.

During his tenure, Florida State captured the 2013 BCS National Championship after going 14-0 in the regular season and defeating Auburn University, 34-31. The following year, the Seminoles posted a 13-1 mark and earned a spot in the inaugural College Football Playoff.

Lynch began his coaching career in 2011 as a graduate assistant for Mississippi College.

A native of Boston, Mass., Lynch played safety for Bryant University (2007-11) and earned a degree in business administration with an emphasis in marketing. He is married to his wife, Avery.

COACHING EXPERIENCE

6th NFL Season (1st with Broncos)

Denver Broncos	
Defensive Quality Control2023
Detroit Lions	
Defensive Quality Control2022
Las Vegas Raiders	
Assistant Defensive Backs2021
Los Angeles Chargers	
Assistant Defensive Backs2020
Defensive Quality Control2018-19
Florida State University	
Quality Control Assistant2012-17
Mississippi College	
Graduate Assistant2011

DID YOU KNOW?

Pro Football Hall of Fame running back Floyd Little, who played for Denver from 1967-75, was the first No. 1 draft pick ever signed by the Broncos. Selected by Denver with the sixth overall pick in 1967 from Syracuse University, Little totaled the second-most rushing yards (6,323) and the fourth-most rushing touchdowns (43) in professional football during his nine-year career.



GREG MANUSKY

INSIDE LINEBACKERS

Greg Manusky (pronounced: man-us-ski) enters his first season as inside linebackers coach for the Denver Broncos in 2023. He was hired by the club on Feb. 25.

With 22 years of cumulative coaching experience, Manusky has spent 20 seasons in the NFL working for five clubs—Washington (2001, '16-19), San Diego (2002-06, '11), San Francisco (2007-10), Indianapolis (2012-15) and Minnesota (2022). He also coached two seasons at the University of Kentucky from 2020-21.

During his tenure as an NFL coach, Manusky has helped six players—including five linebackers—earn a combined 10 Associated Press All-Pro nods. Additionally, 12 different players have been named to at least one Pro Bowl under his guidance.

Most recently serving as inside linebackers coach for the Vikings in 2022, Manusky coached linebackers Jordan Hicks and Eric Kendricks, both of whom started all 17 games and combined for 365 tackles (173 solo), four sacks (19 yds.), one interception (19 yds.) and 16 passes defended. Minnesota was 1-of-4 teams (Indianapolis, San Francisco, Seattle) to have a linebacker duo with at least 125 tackles and six batted passes each.

Manusky was part of a coaching staff that helped lead Minnesota to 13 regular-season wins, which tied for the second most in a single season in franchise history. The Vikings captured their fifth NFC North Division title—and their first since 2017—and advanced to the postseason for the first time since 2019.

Prior to Minnesota, Manusky worked as a quality control assistant for Kentucky during the 2020 and '21 collegiate seasons. Under Head Coach Mark Stoops, the Wildcats won 17 total games in the two-year span, including the Gator (2020) and Citrus (2021) Bowl.

Before Kentucky, Manusky returned to Washington for a second stint and coached the team's outside linebackers (2016) before being promoted to defensive coordinator (2017-19). In his three seasons leading the defense, Manusky helped the unit produce Top-10 rankings in forced fumbles (45—T-4th), sacks (134—7th) and interceptions (44—T-8th).

A four-time Pro Bowl selection, outside linebacker Ryan Kerrigan earned his final three Pro Bowl nods (2016-18) while playing for Manusky. He became the first Washington linebacker since London Fletcher (2009-12) to be selected to consecutive Pro Bowls.

In 2018, Manusky's defense ranked tied for 10th in total turnovers. The team's 18 forced fumbles were tied with Buffalo for fourth-most in the NFL, while their 15 interceptions were tied for the ninth-best mark in the league.

Washington's 2018 defense was also one of the best at pressuring opposing quarterbacks, finishing the season with the seventh-most sacks (46) in the NFL. Kerrigan led the defense with 13 sacks, which was tied for the seventh among all NFL players.

In his first season as Washington's defensive coordinator in 2017, Manusky's unit produced the team's strongest season against the pass in nearly a decade. The unit ranked third in the NFL in completion percentage allowed (57.6) while finishing ninth in passing yards allowed per game (213.8) and 10th in opponent passer rating (81.0).

That season, the defense posted 42 sacks, the franchise's most since 2000. Kerrigan, who earned his third Pro Bowl selection, led the team with 13 sacks.

Preceding his four seasons with Washington, Manusky spent four years with Indianapolis from 2012-15 and worked as the team's defensive coordinator. He was part of a coaching staff that guided the team to an 11-5 record in three consecutive seasons (2012-14) while winning the AFC South in 2013 and '14.

Manusky coached four players to Pro Bowl selections, including three who each earned the honor twice while playing in his defense. Linebacker Robert Mathis made the Pro Bowl in back-to-back years from 2012-13 and was named Associated Press first-team All-Pro in 2013 after leading the league with 19.5 sacks and eight forced fumbles.

Prior to the Colts, Manusky returned to the Chargers and was the team's defensive coordinator for one season in 2011. Under Manusky's guidance, safety Eric Weddle collected a league-high-tying seven interceptions and earned his first career Pro Bowl nod, AP first-team All-Pro selection and Pro Football Writers of America All-NFL Team honor.

COACHING EXPERIENCE

21st NFL Season (1st with Broncos)

Denver Broncos	
Inside Linebackers2023
Minnesota Vikings	
Inside Linebackers2022
University of Kentucky	
Quality Control Assistant2020-21
Washington Commanders	
Defensive Coordinator2017-19
Outside Linebackers2016
Inside Linebackers2001
Indianapolis Colts	
Defensive Coordinator2012-15
San Diego Chargers	
Defensive Coordinator2011
Inside Linebackers2002-06
San Francisco 49ers	
Defensive Coordinator2007-10

Between stints with the Chargers, Manusky earned his first opportunity as a defensive coordinator and was the architect of the 49ers' defense for four seasons (2007-10). The unit arguably had its best year under Manusky in 2009, when it forced a league-high 21 fumbles, ranked tied for third in sacks (44) and allowed the sixth-fewest yards per rush (3.6).

Playing in Manusky's defense, linebacker Patrick Willis earned AP All-Pro and Pro Bowl honors in all four years, was named Defensive Rookie of the Year in 2007 by the AP and Pro Football Writers of America and was a member of the PFWA All-NFL team on two occasions (2007, '09). Additionally, defensive tackle Justin Smith garnered consecutive Pro Bowl selections from 2009-10.

In his first run with the Chargers, Manusky served as the team's linebacker coach for five seasons from 2002-06. He coached three players to a combined four Pro Bowl selections, including linebackers Junior Seau (2002) and Shawne Merriman (2005-06) in the first two years of his NFL career.

Under Manusky's guidance in 2006, Merriman record 17 sacks, tying the franchise's single season record. Merriman's 17 sacks also led the NFL that season and were the most by a player at the time since Pro Football Hall of Fame defensive end Michael Strahan totaled 18.5 in 2003.

Beginning his coaching career in 2000, Manusky worked as a volunteer linebackers and special teams coach for Tampa Bay during training camp. He then joined Washington's staff in 2001 as the team's linebackers coach, helping guide linebacker LaVar Arrington to his first career Pro Bowl selection.

Manusky, who was a linebacker and standout special teams contributor, played 12 seasons in the NFL with Washington (1988-90), Minnesota (1991-93) and Kansas City (1994-99). He appeared in 178 regular-season games (21 starts) and five postseason contests during his professional career, totaling 217 tackles (148 solo) and 103 special teams stops.

A native of Wyoming, Pa., Manusky attended Dallas (Pa.) Senior High School before moving on to Colgate University, where he was a four-year letterman (1984-87) and an All-Colonial League selection. As a senior in 1987, Manusky was named the Colonial League's Defensive Player of the Year. He graduated with degrees in education and geology.

Given his contributions to the program, Manusky was inducted into Colgate's Hall of Honor in 2005. Manusky and his wife, Laurie, have two sons, Colton and Jake, and two daughters, Logan and Chandler.

PRO BOWL PLAYERS COACHED (12): S Mike Adams (2014-15), LB LaVarr Arrington (2011), CB Vontae Davis (2014-15), LB Donnie Edwards (2002), LB D'Qwell Jackson (2014), LB Ryan Kerrigan (2016-18), LB Robert Mathis (2012-13), LB Shawne Merriman (2005-06), LB Junior Seau (2002), DT Justin Smith (2009-10), S Eric Weddle (2011), LB Patrick Willis (2007-10).



JOHN MORTON

PASS GAME COORDINATOR

John Morton enters his first season as pass game coordinator for the Denver Broncos in 2023. He was hired by the club on Feb. 25.

Morton, who has 20 years of NFL coaching experience across five clubs, joins the team after performing the role of senior offensive assistant with Detroit (2022) and Las Vegas (2019-21). His other NFL stops include stints with the Jets (2017), Saints (2006, '15-16), 49ers (2011-14) and Raiders (1997-2004).

In 2022, Morton was part of a coaching staff that helped the Lions rank Top-5 in numerous offensive categories, including fewest giveaways (15—1st), fewest sacks allowed (24—2nd), total offense (380.0 ypg—4th) and scoring (26.6 ppg—5th). Detroit produced five Pro Bowlers, with each player being a member of the offense.

Tight end T.J. Hockenson and center Frank Ragnow each garnered their second career Pro Bowl selection in 2022, while quarterback Jared Goff, tackle Penei Sewell and wide receiver Amon-Ra St. Brown earned their first Pro Bowl honors.

Performing a similar role with Las Vegas from 2019-21, Morton helped the Raiders' offense produce the league's highest completion percentage (68.4) during that span. The unit also ranked Top-10 in passing plays of 25 yards or more (109—T-4th), passer rating (98.1—7th), net passing yards (12,710—7th), passing yards per game (271.4—7th) and completions (1,165—8th).

COACHING EXPERIENCE

21st NFL Season (1st with Broncos)

Denver Broncos	
Pass Game Coordinator2023
Detroit Lions	
Senior Offensive Assistant2021
Oakland/Las Vegas Raiders	
Senior Offensive Assistant2019-21
Tight Ends2004
Sr. Offensive Asst./Wide Receivers2002-03
Off. Quality Control/Wide Receivers2000-01
Off. Assistant/Wide Receivers1998-99
Personnel1997
New York Jets	
Offensive Coordinator2017
New Orleans Saints	
Wide Receivers2011
Offensive Assistant/Passing Game2006
San Francisco 49ers	
Wide Receivers/Passing Game2011-14
University of Southern California	
Off. Coord./Pass Game Coord./WRs2009-10
Pass Game Coord./Wide Receivers2007-08
University of San Diego	
Pass Game/Wide Receivers2005

With Morton's help, quarterback Derek Carr produced the most prolific passing season by a Raiders quarterback in franchise history. He set a single-season club record with 4,804 passing yards in 2021 and was 1-of-4 quarterbacks (Tom Brady, Patrick Mahomes, Aaron Rodgers) in the NFL with at least 4,000 passing yards in three-straight seasons from 2019-21.

In 2020, Morton helped oversee one of the most successful offensive campaigns in Raiders franchise history. While ranking Top-10 in many offensive categories, Morton assisted the unit in producing a 4,000-yard passer, 1,000-yard receiver and 1,000-yard rusher for the second consecutive season after becoming the first offense to do so in club history during his first year with the team in 2019.

Morton also tutored running back Josh Jacobs and tight end Darren Waller, each of whom earned Pro Bowl nods during his tenure. In 2020, Jacobs became the first rusher in franchise history to tally back-to-back seasons with at least 1,000 rushing yards to start his career, while Waller broke Pro Football Hall of Fame wide receiver Tim Brown's team record for most receptions in a single season (107).

Prior to the Lions and Raiders, Morton spent the 2017 campaign with the Jets, serving as the team's offensive coordinator. With Morton at the helm, quarterback Josh McCown completed a career-high 67.4 percent of his passes, while wide receivers Robbie Anderson and Jermaine Kearse combined to record 128 receptions for 1,751 yards (13.7 avg.) with 12 touchdowns.

Before joining the Jets, Morton returned to New Orleans and worked as wide receivers coach for two years (2015-16) under Head Coach Sean Payton. He previously spent the 2006 campaign with the Saints and served as an offensive assistant/passing game coach.

In his time overseeing wide receivers in New Orleans, the team's wideouts combined for 507 receptions and 6,682 receiving yards. In 2016, the Saints boasted two 1,000-yard receivers in Brandin Cooks and Michael Thomas while Willie Snead IV totaled 895 receiving yards.

Preceding New Orleans, Morton coached four seasons for San Francisco (2011-14) and worked as wide receivers/passing game coach. During the four-year span, the 49ers compiled a 44-19-1 (.688) regular-season record, won two NFC West division titles, appeared three consecutive conference championships games and played in Super Bowl XLVII against Baltimore.

Under his guidance, wide receivers Anquan Boldin and Michael Crabtree combined for three 1,000-yard receiving seasons. Boldin surpassed 1,000 receiving yards in consecutive seasons (2013-14) and posted 12 touchdowns, while Crabtree scored 18 times while being coached by Morton from 2011-14.

Ahead of his tenure with the 49ers, Morton worked for the University of Southern California for four seasons (2007-10) under head coaches Pete Carroll and Lane Kiffin. He spent his last two seasons (2009-10) as the Trojans' offensive coordinator/passing game coordinator/wide receivers coach after originally serving as a passing game coordinator/wide receivers coach (2007-08).

Morton's first run with the Saints came in 2006 when he was an offensive assistant/passing game coach. That season, the Saints won double-digit games and made the playoffs for the first time since 2000.

Entering the collegiate ranks for the first time in his career in 2005, Morton spent the season at the University of San Diego, performing the role of passing game/wide receivers coach on Jim Harbaugh's staff. He mentored quarterback Josh Johnson to program records in completions (260) and completion percentage (70.1).

The Raiders provided Morton with his first NFL personnel/coaching experience immediately following his playing career. He spent eight seasons with the organization (1997-2004) and was part of the coaching staff for seven of those years.

After beginning his Raiders tenure in football personnel in 1997, Morton went on to perform the role of offensive assistant/wide receivers (1998-99), offensive quality control/wide receivers (2000-01), senior offensive assistant/wide receivers (2002-03) and tight ends coach (2004).

Before joining the coaching fraternity, Morton entered the NFL as an undrafted free agent in 1993, where he spent time on the Raiders (1993-94) and Packers (1993) practice squads. He also competed in training camp with the Jaguars (1995) and Raiders (1996).

Following the NFL, Morton played two seasons (1995-96) for the CFL's Toronto Argonauts and World League's Frankfurt Galaxy (1997).

A native of Rochester Hills, Mich., Morton is a 1997 graduate of Western Michigan, where he played wide receiver for two seasons (1991-92). Morton received All-Mid-American Conference honors with the Broncos after spending two years at Grand Rapids (Mich.) Community College.

He and his wife, Shannon, have two daughters, Tierney Rose and Sage Marie.

DID YOU KNOW?

The Broncos scored four touchdowns of at least 40 yards (two pass plays, one rushing play and one punt return) during their *Monday Night Football* win against Tennessee on Nov. 19, 2007, marking the first time in club history that feat was accomplished. Denver also became the first NFL team in four seasons to score four 40-yard touchdowns in the same game with its performance against the Titans.



CHRISTIAN PARKER

DEFENSIVE BACKS

COACHING EXPERIENCE

5th NFL Season (3rd with Broncos)

Denver Broncos	
Defensive Backs2021-23
Green Bay Packers	
Defensive Quality Control2019-20
Texas A&M University	
Defensive Analyst2018
University of Notre Dame	
Defensive Analyst2017
William & Mary College	
Cornerbacks2017 (Offseason)
Norfolk State University	
Defensive Backs/Recruiting Coord.2015-16
Virginia State University	
Secondary/Recruiting Coord.2014
Cornerbacks2013

Christian Parker enters his third season as defensive backs coach with the Denver Broncos in 2023. He was hired by the club on Feb. 8, 2021.

Parker, who has four years of cumulative NFL experience, spent two seasons with Green Bay (2019-20) before arriving in Denver and served as a defensive quality control coach. In addition to his time in the NFL, Parker has six years of collegiate experience, coaching at Texas A&M (2018), Notre Dame (2017), William & Mary (Spring 2017), Norfolk State University (2015-16) and Virginia State University (2013-14).

In his second season with the Broncos in 2022, Parker oversaw a secondary that tallied 11 of the team's 15 interceptions. Four different defensive backs recorded at least one pick, with safety Justin Simmons' career-high six interceptions representing a tie for the most in the NFL.

Denver's secondary played a huge role in the team surrendering fewer than 200 net passing yards eight times and allowing one or fewer passing touchdowns on 10 occasions. In total, the Broncos' defense gave up 19 points or less in 10 games in 2022, marking the third-most such games in the NFL behind San Francisco (13) and Pittsburgh (11).

Under Parker's guidance, Simmons and cornerback Pat Surtain II garnered Associated Press All-Pro honors. Simmons earned second-team accolades for the third time in his career—second with Parker as his position coach—while Surtain, who was named a 2023 Pro Bowl starter, garnered first-team recognition.

The Broncos were the only NFL team to have two defensive backs selected to Associated Press All-Pro teams. Additionally, Simmons is the only defensive back to earn AP All-Pro nods in each of the last two seasons.

Joining the team in Feb. 2021 under Vic Fangio, Parker was part of a coaching staff that helped the defense tally its fewest points per game (18.9) since 2016. The Broncos' defense ranked in the Top 10 in points allowed (18.9—3rd), red zone percentage (50.0—3rd), fourth-down percentage (32.3—4th), total yards per game (326.1—8th) and passing yards per contest (214.8—8th).

Parker coached Simmons to his second Associated Press All-Pro team while Surtain earned NFL Rookie of the Week and AFC Defensive Player of the Week honors (Week 12), along with being selected to the 2021 Pro Football Writers of America All-Rookie Team. In 2021, four members of the Broncos' secondary recorded at least one interception and combined for 12 picks in total.

With the Packers from 2019-20, Parker focused on the defensive secondary (cornerbacks) while assisting in breaking down opponent game film and analyzing their offensive tendencies. He also was responsible for helping develop the playbook, compiling team and player reports, and coordinating the opponent scout team.

The Packers ranked ninth in the NFL in scoring defense the two seasons Parker was with the team (21.3 ppg) while picking off the 12th-most passes (28). Quarterbacks had a combined 86.1 passer rating from 2019-20 against the Packers, which was the ninth fewest in the NFL during that span. Cornerback Jaire Alexander was selected to the Pro Bowl in 2020, becoming the youngest Packer to make the league's annual All-Star game in seven years.

As a defensive analyst for Texas A&M in 2018, Parker worked primarily with the secondary and helped the Aggies rank ninth in the nation in third-down defense (30.3%). Prior to joining the Aggies, Parker spent the 2017 season as a defensive analyst at Notre Dame after serving as the cornerbacks coach at William & Mary during the offseason.

Parker worked as defensive backs coach/recruiting coordinator coach at Norfolk State from 2015-16. He started his coaching career as the cornerbacks (2013) and secondary (2014) coach at Virginia State.

A four-year player at the University of Richmond, Parker was a member of Colonial Athletic Association championship teams in 2009 and 2012. He graduated from Richmond with a bachelor's degree in political science.

PRO BOWL PLAYERS COACHED (1): CB Pat Surtain II (2022).

ISAAC SHEWMAKER

DEFENSIVE QUALITY CONTROL



Isaac Shewmaker enters his first season as a defensive quality control coach for the Denver Broncos in 2023. He was hired by the club on March 25.

Shewmaker, who has seven cumulative years of coaching experience, has spent the previous two seasons with the L.A. Chargers as a defensive quality control coach. While with the Chargers, Shewmaker helped the defensive coaching staff transition to a 3-4 base front scheme while focusing primarily on the secondary (2021) and inside/outside linebackers (2022).

In Shewmaker's two seasons with the Chargers, the club posted the third-most forced fumbles (32) and third-fewest completions against (667) while ranking seventh in completion percentage against (62.7) and ninth in passing yards allowed per game (210.8). While on staff, Shewmaker helped safety Derwin James earn Associated Press second-team All-Pro honors (2022) and Pro Bowl nods in 2021 and '22.

In 2022, the Chargers' defense ranked seventh in passing defense (200.4 ypg) while allowing 300 passing yards or fewer in 16 of 17 games played. The club also allowed the second-fewest completions (310), seventh-lowest completion percentage (61.4) and the eighth-fewest passing first downs (175) in the league.

Prior to entering the NFL, Shewmaker spent five years at the collegiate level, most recently with the University of Tennessee in 2020 as a defensive graduate assistant. He began his coaching career at the University of Alabama, serving as a defensive analyst (2019) and defensive assistant (2016-18) for the Crimson Tide.

While in Tuscaloosa, Shewmaker was part of a coaching staff that helped lead the team to a 52-5 (.912) regular-season record from 2016-19 and three consecutive College Football Playoff appearances (2016-18). The Crimson Tide captured the 2018 CFP National Championship after defeating University of Georgia, 26-23. He began his coaching career as a student defensive assistant at the University of Kentucky in 2015.

A native of Lexington, Ky., Isaac Shewmaker graduated from Alabama in 2019 with a bachelor's degree in education.

COACHING EXPERIENCE

3rd NFL Season (1st with Broncos)

Denver Broncos	
Defensive Quality Control	2023
Los Angeles Chargers	
Defensive Quality Control	2021-22
University of Tennessee	
Defensive Graduate Assistan.	2020
University of Alabama	
Defensive Analyst	2019
Defensive Assistant	2016-18
University of Kentucky	
Student Defensive Assistant	2015

SHAUN SNEE

ASSISTANT STRENGTH & CONDITIONING



Shaun Snee enters his first season as an assistant strength and conditioning coach for the Denver Broncos in 2023. He was hired by the club on March 25.

With 11 years of cumulative experience as a strength and conditioning coach, Snee joins the Broncos after spending the last eight years at the University of Wisconsin. While at Wisconsin, Snee served as an assistant strength and conditioning coach for six years (2015-20) before being promoted to director of football strength and conditioning for the final two years (2021-22) of his tenure.

Snee's professional experience also includes stops at the University of Massachusetts (2014) and University of Pittsburgh (2012-13).

While working with Wisconsin's football program as a strength and conditioning coach, Snee was responsible for overseeing the team's nutrition program, while leading the use of Catapult GPS software and other sports science initiatives. He also managed the return-to-play progressions for injured players and served as the strength program's internship coordinator.

Prior to Wisconsin, Snee spent one year at the University of Massachusetts (2014), serving as an assistant strength and conditioning coach for the Minutemen. He worked with the football, men's hockey, women's basketball, men's lacrosse, women's soccer, diving and field hockey teams, and was head strength and conditioning coach for the baseball program.

COACHING EXPERIENCE

1st NFL Season (1st with Broncos)

Denver Broncos	
Assistant Strength & Conditioning	2023
University of Wisconsin	
Director of Strength & Conditioning	2021-22
Assistant Strength & Conditioning	2015-20
University of Massachusetts	
Assistant Strength & Conditioning	2014
University of Pittsburgh	
Strength & Conditioning Grad Asst.	2012-13

Serving as a strength and conditioning assistant at the University of Pittsburgh from 2012-13, Sneer worked with the football program under then Head Coach Paul Chryst. Sneer also spent the summer of 2010 working at NC State with their football program.

Sneer is a Registered Strength and Conditioning Coach with Distinction (RSCC*D) and a Certified Strength and Conditioning Specialist (CSCS) through the National Strength and Conditioning Association (NSCA). A Certified Sports Nutritionist through the International Society of Sports Nutrition (ISSN), Sneer is also a USA Weightlifting Level I Sports Performance Coach and holds National Association for Speed & Explosion, Functional Movement Screening Level 1 and Reflexive Performance Reset Level 1 certifications.

Currently pursuing his PhD in health and human performance, Sneer received his master's degree in exercise science from California University of Pennsylvania in 2014, graduating magna cum laude. He received his undergraduate degree in exercise science at East Stroudsburg University and was involved in several academic internships at the time, including coaching at a private facility that trained special needs youth.

Sneer's brother, Chris, is a two-time Super Bowl champion and four-time Pro Bowler who played 10 seasons on the New York Giants' offensive line. A native of Montrose, Pa., Shaun Sneer and his wife, Sarah, have a daughter, Maeve, and a son, Mason.



ZACH STRIEF

OFFENSIVE LINE

Zach Strief enters his first season as offensive line coach for the Denver Broncos in 2023. He was hired by the club on Feb. 25.

Strief joins the Broncos with two seasons of coaching experience, both coming with New Orleans. He worked as assistant offensive line coach for the Saints the last two seasons

(2021-22) after serving as the voice of the Saints for three years (2018-20).

In his two seasons on New Orleans' coaching staff, Strief helped guide an offensive line that allowed the unit to rank third in the NFL in yards per completion (11.7) and 10th in yards per attempt (7.3). From 2021-22, the Saints' offensive line blocked for a rushing attack that eclipsed the 100-yard rushing mark on 19 occasions.

Across the two seasons, running back Alvin Kamara and quarterback Taysom Hill rushed for at least 100 yards a combined seven times. Kamara produced five such games, while Hill reached the milestone twice.

In 2022, the Saints ranked fifth in passing yards per attempt (7.8) while ranking 10th in yards per play (5.6). Quarterbacks Andy Dalton and Jameis Winston each posted 300-yard passing games while Kamara and Hill notched a combined three 100-yard rushing efforts.

In Strief's first season as assistant offensive line coach in 2021, the Saints' offensive front blocked for Kamara who posted three games with 100 or more rushing yards on his way to his fifth straight Pro Bowl season. That season, Kamara tallied 240 carries for 898 rushing yards (3.7 avg.) with four touchdowns while catching 47 passes for 439 yards (9.3 avg.) with five scores.

A five-time team captain as a player, Strief was selected by New Orleans in the seventh round (210th overall) of the 2006 NFL Draft. He spent his entire 12-year career with the Saints, helping the team win four NFC South Division titles and a World Championship in Super Bowl XLIV.

He appeared in 158 career regular-season games (94 starts), representing—at the time—the third-most games played by a Saints' offensive lineman and the 11th-most contests by a player in team history. Strief also appeared in 10 postseason games (4 starts), the second most in team annals.

From 2011-16, Strief started 85 regular-season games and four postseason contests at right tackle, helping the team rank first in the NFL in total offense (419.8 ypg) and second in scoring (28.1). The Saints led the league in total offense in three of those seasons (2011, '14, '16) and were Top-5 in scoring three times (2011-12, '16).

In 2011—Strief's first season starting all games which he played—the Saints' offense produced a record-setting year en route to an NFC South division title. The offense totaled a single-season NFL record 7,474 net yards along with the fourth-most points (547) in a single season in the NFL.

During his tenure as a primary starter on the team's offensive line (2011-16), New Orleans allowed the third-fewest sacks in the league (176) while recording the second-most overall touchdowns (328). Quarterback Drew Brees led the league in completions (2,691), completion percentage (68.4), passing yards (30,845) and passing touchdowns (230) while ranking second in passer rating (101.9) and fourth in yards per attempt (7.8).

COACHING EXPERIENCE

3rd NFL Season (1st with Broncos)

Denver Broncos

Offensive Line 2023

New Orleans Saints

Assistant Offensive Line 2021-22

In his final season as a player in 2017, Strief started both games played and was part of a team that won its first NFC South Division title since 2011. That season, the Saints led the league in completion percentage (72.0), passing yards per attempt (8.1) and passer rating (103.9) while ranking second in total offense (391.2 ypg), completions (386), fewest sacks (20) and fewest interceptions (8).

A three-time All-Big Ten award winner, Strief started 40 games at right tackle during his final three seasons (2003-05) at Northwestern University. In his final collegiate season in 2005, Strief was named first-team All-America by the Football Writers Association of America (FWAA) and second-team All-Big Ten.

With the honor, Strief became Northwestern's first All-America offensive lineman in 22 years and was part of the 2005 team that averaged more than 500 yards of total offense (500.3) for just the second time in Big Ten history. Strief was inducted into the Northwestern Department of Athletic Recreation Hall of Fame in 2018.

A native of Milford, Ohio, Zach Strief is married to his wife, Charlotte, and has two sons, Rhey and Porter.



FAVIAN UPSHAW

OFFENSIVE QUALITY CONTROL

Favian Upshaw enters his first season as an offensive quality control coach for the Denver Broncos in 2023. He was hired by the club on March 25.

Accumulating five seasons of coaching experience, including four at the collegiate level, Upshaw joins

the Broncos after spending the 2022 season as an offensive analyst for Tulane University. He has also spent time with Georgia Southern (2021), Benedict College (2020), Savannah State (2020) and Tulane (2018-19).

In 2022, Upshaw was part of a coaching staff that helped the Green Wave to its first American Athletic Conference Football Championship and a victory over USC in the Cotton Bowl. Among teams in the American Athletic Conference (AAC), Tulane's offense ranked first in touchdowns (66), second in total yards (6,179) and third in points per game (36.0 ppg).

Prior to Tulane, Upshaw rejoined his alma mater, Georgia Southern, for the 2021 season and served running backs coach. Upshaw's unit helped the Golden Eagles led the Sun Belt Conference in rushing attempts (585) while ranking second in yards per rush (5.0) and third in rushing offense (193.5 ypg). Georgia Southern's 193.5 rushing yards per game also ranked 32nd nationally.

In 2020, Upshaw spent time with Benedict College and Savannah State, working as quarterbacks and running backs coach, respectively. Due to the COVID-19 pandemic, neither institution played a season in 2020.

Beginning his collegiate coaching career as a graduate assistant for Tulane from 2018-19, Upshaw helped the team capture back-to-back bowl wins for the first time in school history. Prior to Tulane, Upshaw was co-offensive coordinator and a teacher at Astronaut High School in Titusville, Fla.

An alumnus of Georgia Southern, Upshaw racked up over 2,400 yards of total offense in four years as a co-starter at quarterback for the Golden Eagles. In 2015, he produced a breakout season, totaling 583 rushing yards with six touchdowns to go along with four passing scores. He was named MVP of the 2015 GoDaddy Bowl, the first bowl game in program history.

A native of Titusville, Fla., Upshaw graduated from Georgia Southern with a bachelor's degree (sport management) in 2016. He earned his masters degree (liberal arts) from Tulane in 2020.

COACHING EXPERIENCE

1st NFL Season (1st with Broncos)

Denver Broncos	
Offensive Quality Control2023
Tulane University	
Offensive Analyst/Recruiting2022
Graduate Assistant2018-19
Georgia Southern University	
Running Backs2021
Benedict College	
Quarterbacks2020
Savannah State University	
Wide Receivers/Running Backs2020
Astronaut High School (Titusville, Fla.)	
Co-Offensive Coordinator2017

DID YOU KNOW?

The record for most years of service on the Broncos' coaching staff is 21, held by Mike Shanahan. He was an assistant with the Broncos from 1984-87 and from '89-91 before serving as head coach from 1995-2008.

Shanahan and Joe Collier are the only two individuals to coach at least 20 years for the Broncos. Collier served on Denver's coaching staff in several capacities for 20 seasons from 1969-88.

JOE VITT

SENIOR DEFENSIVE ASSISTANT



Joe Vitt enters his 42nd season in the NFL and first as senior defensive assistant for the Denver Broncos in 2023. He was hired by the club on March 25.

Beginning his coaching career in 1979 with the Baltimore Colts, Vitt has worked for nine NFL clubs prior to the Broncos. He has helped five franchises reach the postseason 13 times, including the Saints, who made the playoffs on five occasions with Vitt on staff.

Vitt joins the Broncos after spending two seasons as senior defensive assistant/outside linebackers coach for the Jets from 2019-20. In his two seasons with the Jets, Vitt helped the defense rank second in the NFL in fewest yards per rush (3.7) and fourth in fewest rushing yards per game (99.5).

While on the Jets' staff, Vitt oversaw the development of linebackers Jordan Jenkins and Tarell Basham. Jenkins led the team with 8.0 sacks in 2019 and became 1-of-8 players in franchise history to tally seven or more sacks in consecutive seasons. Basham, meanwhile, registered 5.5 sacks, one interception (1 yd.), seven passes defended and three fumble recoveries in his two seasons under Vitt.

Prior to his time in New York, Vitt served as the senior director of football and player development for the Dolphins in 2018 after spending 11 years with the Saints (2006-16) as assistant head coach and linebackers coach under Head Coach Sean Payton. Vitt also served as the team's interim head coach in 2012 and guided the club to a 7-9 record.

In 11 seasons with the Saints, Vitt helped coach the team to 101 regular-season wins, which tied for seventh most in the league during that span. The team had five winning seasons, five playoff appearance and won one Super Bowl during Vitt's tenure.

Vitt helped six different Saints linebackers produced 90-tackle seasons (according to Radar360), including linebacker Jonathan Vilma, who did so from 2008-10 while twice earning Pro Bowl recognition (2009-10). Under Vitt's guidance from 2008-12, Vilma totaled 438 tackles (311 solo), eight sacks (75 yds.), six interceptions (56 yds., 1 TD), 21 passes defended, six forced fumbles and seven fumble recoveries.

Prior to New Orleans, Vitt returned to the Rams, where he previously coached from 1992-94, and worked as the team's assistant head coach and linebackers coach from 2004-05. Following a medical issue with Head Coach Mike Martz at the start of the 2005 season, Vitt stepped in and served as the club's interim head coach from Week 5 to the conclusion of the season.

Preceding his time in St. Louis, he served as linebackers coach for the Chiefs for four seasons (2000-03) after overseeing defensive backs for Green Bay in 1999. Vitt helped the Packers' defense rank fourth in the league in interceptions (26), which doubled their total from the previous year.

Vitt first worked with Payton in Philadelphia when they were members of the Eagles' coaching staff. Vitt worked as linebackers coach for four seasons from 1995-98.

During his four seasons in Philadelphia, Vitt helped the Eagles' defense rank Top-10 in the NFL in pass defense (178.7 ypg—1st), fewest completions (1,047—3rd), total yards per game (301.1—5th), sacks (173—5th) and passing touchdowns allowed (70—T-9th).

In his first stint with the Rams, Vitt served as assistant head coach and defensive backs coach (1992-94) after spending 10 years with the Seahawks (1982-91). He performed multiple roles in his 10 years with the Seahawks, including safeties coach (1988-91), quality control/assistant linebackers coach (1983-87) and quality control coach/assistant strength and conditioning (1982).

Vitt got his start in coaching with the Baltimore Colts and worked as the team's strength and quality control coach from 1979-81.

Before embarking on a career in coaching, Vitt played linebacker for Towson State, where he was part of the school's 1974 undefeated team. In 1976, he helped Towson finish as the NCAA Division III runner-up in the program's eighth year of existence. The 1976 team was honored as a Team of Distinction by the school's Hall of Fame in 2009.


An avid supporter of the United States Military, Vitt was the 2012 and 2013 nominee for the NFL's Salute to Service Award while serving on the Saints coaching staff. A native of Blackwood, N.J., Vitt and his wife, Linda, have one son, Joe Jr., and one daughter, Jennifer.

COACHING EXPERIENCE

42nd NFL Season (1st with Broncos)

Denver Broncos	
Senior Defensive Assistant	2023
New York Jets	
Sr. Defensive Assistant/Outside LBs	2019-20
Miami Dolphins	
Sr. Director, Football & Player Development	2018
New Orleans Saints	
Interim Head Coach	2012
Asst. Head Coach/Linebackers	2006-16
Los Angeles/St. Louis Rams	
Interim Head Coach	2005
Asst. Head Coach/Linebackers	2004-05
Asst. Head Coach/Defensive Backs	1992-94
Kansas City Chiefs	
Linebackers	2000-03
Green Bay Packers	
Defensive Backs	1999
Philadelphia Eagles	
Linebackers	1995-98
Seattle Seahawks	
Safeties	1988-91
Quality Control/Asst. Linebackers	1983-87
Defensive Quality Control	1982
Baltimore Colts	
Strength/Quality Control	1979-81

DAVIS WEBB



QUARTERBACKS

Davis Webb enters his first season as quarterbacks coach for the Denver Broncos in 2023. He was hired by the club on March 25.

Webb joins the Broncos coaching staff after a six-year NFL playing career. He was originally drafted by the N.Y. Giants in the third round (87th overall) of the 2017 NFL Draft and spent time with the Giants (2017, '22), Jets (2018) and Bills (2019-21).

Last season, Webb spent time on Giants' active roster and practice squad. He started the team's regular season finale against Philadelphia, throwing for 168 yards with one touchdown.

Webb, who spent the first three seasons of his collegiate career at Texas Tech University (2013-15), played his final season at the University of California, Berkley (2016) as a graduate transfer. In four collegiate seasons, Webb appeared in 35 games (26 starts), completing 841-of-1,367 passes (61.5%) for 9,852 yards with 83 touchdowns and 34 interceptions.

In his final collegiate season at Cal in 2016, Webb was named honorable mention All-Pac 12. That season, he completed 382-of-620 (61.6%) passes (61.6%) for 4,295 yards with 37 touchdowns and 12 interceptions (135.6 rtg.). He led the conference in passing yards per game (357.9) and total offense (348.8) while setting school records for passing attempts and completions.

Webb earned his bachelor's degree (exercise and sports science) from Texas Tech University and his master's degree (public health) from the University of California, Berkeley. A native of Prosper, Texas, Webb was born on Jan. 22, 1995.

COACHING EXPERIENCE

1st NFL Season (1st with Broncos)

Denver Broncos

Quarterbacks 2023

MICHAEL WILHOITE



OUTSIDE LINEBACKERS

Michael Wilhoite enters his first season as outside linebackers coach for the Denver Broncos in 2023. He was hired by the club on Feb. 25.

Wilhoite joins the Broncos with four seasons of experience, including two as a position coach. He most recently served as linebackers coach for the L.A. Chargers from 2021-22.

In addition to his time with the Chargers, Wilhoite coached two seasons in New Orleans under Head Coach Sean Payton, serving as special teams assistant (2019) and defensive assistant (2020). He began coaching after playing six seasons in the NFL with San Francisco (2011-16) and Seattle (2017).

In his second season as Chargers' linebackers coach in 2022, Wilhoite coached linebacker Drue Tranquill, who totaled the eighth-most tackles (144) by a player in the AFC. His 144 defensive stops (93 solo) represented the fifth most by a Charger in a single season in franchise history.

Joining the Chargers coaching staff in 2021, Wilhoite tutored a group that saw linebacker Kyzir White lead the Chargers and rank third in the AFC with a career-high 144 tackles (90 solo), including seven tackles for loss. White became the first Chargers defender to register at least seven double-digit tackle performances in a single season since 2008.

Wilhoite also helped develop linebacker Nick Niemann, who led all rookies with 14 special teams tackles that season. Niemann went on to be named to the 2021 PFWA All-Rookie team.

Following his six-year stint as a player, Wilhoite began coaching in 2019. He spent two seasons with the Saints, serving as special teams (2019) and defensive (2020) assistant.

Wilhoite was part of a coaching staff that guided the team to a 25-7 record and back-to-back NFC South division titles. The Saints' defense surrendered the fifth-fewest points per game (21.1) in 2020, while the special teams unit ranked first in American sportswriter Rick Gosselin's 2019 special teams rankings.

Originally signed by San Francisco as a college free agent in 2011, Wilhoite appeared in 79 career regular-season games (45 starts) with 49ers and Seahawks. He totaled 263 tackles (203 solo), four interceptions (1 yd.), 11 passes defended, two forced fumbles and one fumble recovery during his career.

Wilhoite played collegiately at Division-II Washburn University in Topeka, Kan., where he suited up as a free safety and outside linebacker. He appeared in 44 career games over four seasons (2006-08, '10) for the Ichabods, recording 203 tackles (109 solo), 2.5 sacks (7 yds.), three interceptions (40 yds.), 16 passes defended, two forced fumbles and two fumble recoveries.

A native of Topeka, Kan., Wilhoite is married to his wife, Jacqueline.

COACHING EXPERIENCE

5th NFL Season (1st with Broncos)

Denver Broncos

Outside Linebackers 2023

Los Angeles Chargers

Linebackers 2021-22

New Orleans Saints

Defensive Assistant 2020

Special Teams Assistant 2019



PAUL KELLY

ASSISTANT TO THE HEAD COACH

Paul Kelly enters his first season as assistant to the head coach for the Denver Broncos in 2023. He was hired by the club on Feb. 21.

With 22 years of NFL experience, Kelly joins the Broncos after spending 11 seasons as director of football operations for the Washington

Commanders. He began his tenure with the team in 2010 under Head Coach Mike Shanahan and remainder with the club through the 2020 campaign.

As director of football operations, Kelly was responsible for coordinating the team's daily operations, including travel and accommodations. He also managed the budget for all football departments, coordinated training camp logistics and oversaw the football schedule throughout the year.

With Kelly on staff, Washington won the NFC East division three times (2012, '15, '20), with their division title in 2012 being the franchise's first since 1999. During his time in Washington, Kelly worked with four head coaches: Shanahan (2010-13), Jay Gruden (2014-19), Bill Callahan (2019) and Ron Rivera (2020).

Prior to his stint in the nation's capital, Kelly spent five years as assistant to the head coach/football operations for Tampa Bay (2004-08), helping organize the club's day-to-day football operations. In his five seasons, the Buccaneers captured two NFC South titles in 2005 and '07.

Getting his start in the NFL with Oakland, Kelly spent six years with the Raiders, starting as a coaches assistant (1998-2001) before transitioning to assistant to the head coach for two seasons (2002-03). Helping the franchise capture three consecutive division titles and the second most wins (33) in the NFL from 2000-02, Kelly assisted Head Coach Bill Callahan as he guided the franchise to an appearance in Super Bowl XXXVII.

A native of San Diego, Kelly graduated from California State University, Hayward in 1990 with a bachelor's degree in business administration with an emphasis in new ventures and small business management. Kelly and his wife, Catherine, have two sons, Colin and Hunter, and one daughter, Lauren.

COACHING EXPERIENCE

23rd NFL Season (1st with Broncos)

Denver Broncos

Assistant to the Head Coach 2023

Washington Commanders

Director of Football Operations 2010-20

Tampa Bay Buccaneers

Asst. to the Head Coach/Football Ops 2004-08

Oakland Raiders

Assistant to the Head Coach 2002-03

Coaches Assistant 1998-2001

PLAYER HEALTH & PERFORMANCE



BEAU LOWERY

VICE PRESIDENT OF PLAYER HEALTH & PERFORMANCE

Beau Lowery enters his first year as vice president of player health & performance for the Denver Broncos in 2023. He was hired by the club on Feb. 24.

A 25-year professional in the field of performance and enhancement, Lowery joins the Broncos after spending nearly two years as director of sports medicine for Louisiana State University. His two-year stint with LSU athletics followed a nine-year run with the New Orleans Saints from 2012-21.

As director of sports medicine for LSU, Lowery was responsible for developing, coordinating and administering a comprehensive sports medicine program for all athletic teams while also serving as head athletic trainer for football. Additionally, he served as the liaison for LSU athletics to physicians and the medical community.

Prior to LSU, Lowery spent a decade with the Saints, performing a variety of roles during his tenure. He worked as an assistant athletic trainer/physical therapist (2011-14) before being promoted to director of rehabilitation (2015-16) and director of sports medicine (2017-20).

Lowery joined the Saints after working for the Baton Rouge Orthopedic Clinic for two years, where he served as a physical therapist/athletic trainer while also helping to establish Traction Elite Physical Therapy in Baton Rouge, La.

Preceding his time with the Baton Rouge Orthopedic Clinic, Lowery worked as a graduate assistant and associate athletic trainer/physical therapist for LSU from 2004-10. As a graduate assistant (2004-05), Lowery worked exclusively with women's soccer and the gymnastics program while earning his master's degree in kinesiology with an emphasis in motor behavior.

From 2006-10, Lowery primarily worked as the physical therapist and athletic trainer for the Tigers' baseball, men's golf and cheerleading teams. He also served as an adjunct professor at LSU for six years.


Lowery earned his undergraduate degree in physical therapy from the University of Mississippi in 1998. Following graduation, Lowery worked as a physical therapist at South Central Regional Medical Center in Laurel, Miss.

While working in Laurel, Lowery finished his athletic training internship at Jones County Junior College and Jones County High School in 2000. He then became the outpatient physical therapy coordinator of South Central Regional Medical Center and the athletic trainer for Laurel High School.

A native of Seminary, Miss., Lowery received a doctorate of physical therapy from the University of Mississippi Medical Center in 2013. He is a licensed physical therapist and athletic trainer and is also board certified in sports physical therapy.




Joseph Danos
Director of Sports Science



Freddie Walker
Asst. Dir. of Sports Science



Ema Thake
Dir. of Performance Nutrition



Vince Garcia
Head Athletic Trainer

PLAYER PERSONNEL / FOOTBALL OPERATIONS



DARREN MOUGEY

ASSISTANT GENERAL MANAGER

Darren Mougey enters his 12th season with the Broncos in 2023 and his second year as assistant general manager. He was originally hired by the club in 2012.

For the third consecutive year (2021-23), Mougey oversees the day-to-day operations of the pro and college scouting departments, while working directly with General Manager George Paton on all player personnel and college scouting decisions.

Prior to being named director of player personnel (2021) and assistant general manager (2022), Mougey spent the 2020 campaign working as the team's assistant director of college scouting. Before being promoted to assistant director of college scouting, Mougey served as Western regional scout (2017-19) and Western area scout (2016).

Hired as a personnel intern by the Broncos in 2012, Mougey has also worked as a personnel/scouting assistant (2013), college/pro personnel scout (2014) and Southwest area scout (2015). He began his post-playing career as an offensive assistant at his alma mater Chaparral High School (Scottsdale, Ari.) in 2011.

Prior to joining the Broncos, Mougey competed in NFL training camps as a wide receiver with the Atlanta Falcons (2009) and Arizona Cardinals (2010). A four-year letterman and a team captain at San Diego State University, he played wideout during his final two collegiate seasons after converting from quarterback.

A graduate of San Diego State with a bachelor's degree in business, Mougey prepped at Chaparral High School where he was a highly-touted quarterback prospect. He and wife, Hannah, have one son, Emmett, and one daughter, Marlow.

DID YOU KNOW?

The Denver Broncos are tied with the Arizona Cardinals for the most overtime wins in NFL history (28), with their 51 overtime games ranking second all-time behind Minnesota (52).

**RICH HURTADO****VICE PRESIDENT OF FOOTBALL ADMINISTRATION**

Rich Hurtado enters his fourth year with the Denver Broncos in 2023, serving as the club's vice president of football administration. After 15 years of experience negotiating contracts as a team executive or player agent, he was hired by the Broncos on Jan. 29, 2020.

Hurtado is the club's lead negotiator and manages all aspects of the salary cap, including financial and strategic planning related to player acquisition and roster construction. He works closely with General Manager George Paton on roster management and other football related issues, while providing input into all strategic football decisions.

Hurtado leads the club's contract and roster compliance with the league's Collective Bargaining Agreement and serves as the primary liaison to the NFL Management Council on labor relation matters. In 2021, he was selected by the NFL to be part of the CEC executive working group which provides owners in the Management Council Executive Committee with recommendations on labor matters.

Additionally, Hurtado works closely with the football research and technology department on R&D initiatives while collaborating with several other departments throughout the organization. Hurtado is a member of the Broncos' Diversity, Equity and Inclusion (DEI) committee, and he assists in executing and advancing the club's overall DEI plan.

Prior to the Broncos, Hurtado spent 11 years as an agent/executive after four seasons working in football administration with the Philadelphia Eagles.

During his tenure with Creative Artists Agency (formerly Five Star Athlete Management), Hurtado worked closely with CAA Football Division Co-Head Todd France managing negotiations and CBA-related matters for 70 NFL clients totaling more than \$2.5 billion in total contracts.

In addition to working on nearly \$1 billion worth of free agent deals with CAA, Hurtado helped negotiate more than \$1 billion in contract extensions, including record-breaking deals for defensive tackle Fletcher Cox (2016), wide receiver DeAndre Hopkins (2017) and defensive tackle Aaron Donald (2018).

Prior to working as a player agent, Hurtado spent four years (2005-08) in football administration with the Philadelphia Eagles. Originally hired by the Eagles as a football administration intern in 2005, Hurtado worked as a salary cap analyst for the team before being promoted to manager of football administration.

Hurtado graduated with honors from the University of Florida in 1996 with a bachelor's degree in Decision and Information Sciences (DIS). After working for eight years as a managing consultant at IBM, he went on to earn his MBA from Dartmouth College's Tuck School of Business in 2006.

Hurtado, who is bilingual in English and Spanish, is a native of Miami, Fla.

**MARK THEWES****V.P. OF FOOTBALL OPERATIONS & COMPLIANCE**

Mark Thewes enters his fourth season as the Broncos' vice president of football operations and compliance and 21st season in the NFL in 2023. He previously served as the team's director of team administration from 2012-19.

Originally hired by Denver on Jan. 12, 2009, as assistant to the head coach, Thewes worked for the Cleveland Browns from 1999-2004 and spent four years with GMR Marketing in Charlotte, N.C., before he joined the Broncos.

A member of the club's executive staff, Thewes serves as the liaison to the NFL office to ensure the club's compliance with the collective bargaining agreement, roster management and reporting, scheduling, officiating and discipline. In addition to overseeing the team's football analytics and football information systems departments, he works closely with club finance on player spending and overall football budgeting and monitoring.


Serving on the Broncos' Diversity and Inclusion Committee, Thewes manages the club's diversity coaching and scouting programs. He also served as an Infection Control Officer on the team's COVID-19 Task Force from 2020-21.

A native of Canton, Ohio, Thewes worked as an intern in the operations and marketing departments at the Pro Football Hall of Fame before joining the Browns as an intern for their re-entry into the NFL in 1999. He was hired full time by the Browns in 2000 and handled marketing/sponsorships for the club through 2004.

At GMR Marketing, an Omnicom Group Inc. experiential/sports marketing agency, Thewes was an account director in its sports division. In that capacity, he primarily worked with NFL, NCAA and NASCAR accounts.

A four-year starter on the baseball team at Miami (Ohio) University, Thewes received a bachelor's degree in business from the school before earning a master's degree in sports administration from Ohio University. He is a graduate of Canton McKinley Senior High School in Canton, Ohio.

Mark and his wife, Megan, have one son (Wade) and one daughter (Gwen).



RAY JACKSON

VICE PRESIDENT OF PLAYER DEVELOPMENT

Ray Jackson enters his ninth year with the Denver Broncos—third as vice president of player development—and his 22nd season overall working in the NFL in 2023. He was hired by the club on March 9, 2015.

Jackson, who has been part of three Super Bowl-winning teams, spearheads the Broncos' off-the-field training and education for players through various club and league-supported initiatives. He also facilitates several other support programs aimed at maximizing players' potential and ability to achieve their goals on and off the field.

Helping cultivate a culture of inclusion, Jackson is a member of the Denver Broncos DEI Committee. He also serves on the NFL Steering Committee.

Before arriving in Denver, Jackson spent 10 seasons (2005-14) as the director of player development for the Pittsburgh Steelers, where he implemented the organization's Career Transition Program and coordinated the Club Life Skills Seminar.

A cornerback for six NFL seasons with Buffalo (1996-98) and Cleveland (1999-2001), Jackson began his post-playing career as the assistant director of player development for the Browns from 2002-04.

Before being selected by the Bills in the fifth round (156th overall) of the 1996 NFL Draft, Jackson played at Colorado State University, where he graduated as the program's all-time leader in career interceptions (20). As a senior in 1995, he was named First-Team All-Western Athletic Conference and was selected to the prestigious AFCA Good Works Team. He was inducted into the CSU Hall of Fame in 2011.

A graduate of Denver's Montbello High School, Jackson was born in East Chicago, Ind. Ray and his wife, Natalie, have five children—Pashay, Evan, Amaya, Alissa and Raymond Jr.—as well as four grandchildren.



KELLY KLEINE VAN CALLIGAN

EXEC. DIR. OF FB OPS. / SPECIAL ADVISER TO THE GM

Kelly Kleine Van Calligan enters her third year with the Denver Broncos in 2023 as executive director of football operations/special adviser to the general manager.

Entering her 12th NFL season, Kleine serves as the primary liaison for the Broncos' football operations and maintains significant responsibilities with both pro and college scouting. She is involved in all aspects of the Broncos' personnel department, including player evaluation, NFL Draft/free agency preparations and day-to-day football administration.

Reporting directly to General Manager George Paton, Kleine oversees the Broncos' video department while collaborating across many other areas throughout the organization.

Before joining Denver, Kleine spent the previous nine years with the Minnesota Vikings and most recently served as the club's manager of player personnel/college scout (2019-20). She had extensive day-to-day responsibilities within the Vikings' personnel department, including player evaluation, NFL Draft/free agency planning, opponent advances and general football administration.

With the Vikings, Kleine had specific scouting assignments with college players from Minnesota, Wisconsin, Montana and the Dakotas. She held numerous other college scouting responsibilities for the Vikings while overseeing NFL Draft operations and serving as a liaison for pro tryouts.

Kleine previously worked as the Vikings' college scouting coordinator (2015-18), scouting assistant (2014) and scouting administration intern (2013). She began her NFL career with the Vikings as a public relations intern in 2012.

A 2013 University of Minnesota graduate with a bachelor's degree in sports management, Kleine worked in the Golden Gophers' athletic communications office as a student intern from 2010-13. She was a three-sport athlete (golf, basketball and softball) at Sheboygan (Wis.) North High School.

A native of Sheboygan, Wisc., Kleine is married to Derek Van Calligan.



REED BURCKHARDT

DIRECTOR OF PLAYER PERSONNEL

Reed Burckhardt enters his second year with the Denver Broncos and his 15th season in the NFL in 2023. He was hired by the club on May 11, 2022.


Burckhardt joined the Broncos after spending the previous 13 seasons with Minnesota, performing various scouting and personnel roles. He served as the Vikings' director of pro scouting in 2021 after working as assistant director of pro scouting (2020) and pro scout (2017-19) during the previous four seasons.

Prior to his duties as a pro scout, Burckhardt was a college/area scout, covering the Northeast/Atlantic region of the country. In addition, Burckhardt also spent two seasons as the club's BLESTO Scout, which is a national scouting service used by NFL teams.

Burckhardt began his tenure with Minnesota in 2009 as a football operations and personnel department assistant.

A three-year letterwinner at South Dakota State from 2005-07, Burckhardt played quarterback and was a contributor on special teams. He was part of a team that won the 2007 Great West Football Conference title following the football program's transition from Division II to Division I FCS.

Burckhardt graduated from SDSU in 2008 with a degree in business, and following his playing career, he worked part time with the football program, coaching linebackers and assisting with recruitment. A native of Russell, Minn., Burckhardt prepped at Russell-Tyler-Ruthton High School (Tyler, Minn.), where he was a standout two-sport athlete in football and basketball.



A.J. DURSO

DIRECTOR OF PRO PERSONNEL

A.J. Durso enters his 11th year with the Broncos and his eighth season as director of pro personnel in 2023. He joined the team as pro scouting coordinator in 2013 before working as assistant director of pro personnel in 2015.

Durso's responsibilities managing the pro personnel department for the Broncos include scouting current NFL players and overseeing the advance scouting for the club's upcoming opponents.

His experience with the Broncos includes the evaluation of free agents and trades in addition to advance scouting and overseeing assignments of other professional football leagues. He also coordinates player workouts and visits while executing cross-check evaluations for the NFL Draft assigned.

Before coming to Denver, Durso spent three seasons in Cleveland as a pro scout and five years in football operations with Seattle. After beginning his NFL career as an operations intern with the Seahawks in 2005, Durso served as Football Operations Coordinator/Assistant to Executive Vice President & Head Coach Mike Holmgren for three seasons (2006-08) and as an offensive assistant for Seattle in 2009.

A graduate of SUNY Institute of Technology, where he was a member of the baseball team, Durso is married to Toby.



ROMAN PHIFER

SENIOR PERSONNEL EXECUTIVE

Roman Phifer enters his third season as senior personnel executive with the Denver Broncos in 2023. He was hired by the club on May 18, 2021.

A 22-year NFL veteran as a player/coach/scout and a three-time Super Bowl-champion linebacker, Phifer spent the 2021 and '22 campaigns assisting the pro and college scouting departments as a senior personnel executive.

An assistant linebackers coach with the Broncos from 2009-10, Phifer re-joined the club after spending the previous three seasons (2018-20) with the Detroit Lions as West Coast area scout.

Prior to the NFL, Phifer worked as director of player development at his alma mater, UCLA, from 2016-17 and oversaw all aspects of day-to-day player welfare and life skills. He also worked closely with the university's staff to monitor scholastic progress and was the primary facilitator for all Bruins football community outreach.

During his time with the Bruins, Phifer participated in a two-week scouting internship with the Lions in 2017. He joined the club full time prior to the 2018 NFL Combine.

An All-American linebacker at UCLA, Phifer was selected by the Los Angeles Rams in the second round (31st overall) of the 1991 NFL Draft. He played eight seasons (1991-98) with the Rams before going on to play with the N.Y. Jets (1999-2000), New England (2001-04) and N.Y. Giants (2005).

A four-time Pro Bowl alternate (1995, '96, 2001, '03), Phifer was a part of three Super Bowl-winning teams with the Patriots (2002, '04-05).

During his 15-year NFL playing career, Phifer appeared in 212 regular-season games (177 starts) and totaled 1,123 tackles (858 tackles), 29 sacks (181.5 yds.), 11 interceptions, 65 passes defended, 12 forced fumbles and eight fumble recoveries. He added 42 tackles (30 solo) in nine career postseason games (7 starts).

Phifer (pronounced: FI-fer) grew up in Charlotte, N.C.



PATRICK WALSH

PRO SCOUT

Patrick Walsh enters his sixth year as a pro scout for the Denver Broncos in 2023 and his eighth season overall with the club. Hired by the team as a personnel intern on July 25, 2016, Walsh worked as a player personnel assistant in 2017 before being promoted to pro scout in 2018.

Walsh's current duties include evaluating pro prospects in addition to assisting with the production and presentation of advance scouting reports to coaching staffs.

Before joining the Broncos in 2016, Walsh coached for six years at the collegiate level. He most recently served as offensive line coach, run game coordinator and recruiting coordinator at Humboldt State University from 2013-15.

Walsh has also coached at the University of Texas-El Paso (graduate assistant/assistant offensive line, 2012), Pacific University (tight ends, 2011) and Foothill College (defensive line/special teams, 2010).

A former collegiate center/guard at Sacramento State (2008-09) and Foothill College (2006-07), Walsh attended Pioneer High School in San Jose, Calif.



ISH SEISAY

PRO/COLLEGE SCOUT

Ish Seisay (pronounced: SEE-say) enters his third year with the Denver Broncos in 2023 and his first as a pro/college scout. He joined the Broncos in 2021, working as a personnel intern through the NFL's Nunn-Wooten Scouting Fellowship program.

In his new role, Seisay is tasked with evaluating collegiate prospects from Nebraska while also assessing talent from various teams within the NFL. He also serves as the Broncos' liaison for other professional football leagues, including the CFL, USFL and XFL.

Prior to being promoted to pro/college scout, Seisay spent the previous two seasons (2021-22) interning for the team's personnel department. He assisted the department on various fronts, including with the overall evaluation of talent at the collegiate and professional levels.

Before joining the Broncos, Seisay spent the 2020 collegiate season with Virginia Tech as a recruiting assistant. He played three collegiate seasons (2017-19) with the Hokies, appearing in six games as a defensive back during his career.

A native of Springfield, Va., Seisay graduated from Virginia Tech in 2019 with a bachelor's degree in public relations and business leadership.



BRIAN STARK

DIRECTOR OF COLLEGE SCOUTING

Brian Stark enters his 12th season with the Broncos and his seventh year as director of college scouting for the team in 2023. He worked as a national scout for the club in 2016 following four years evaluating the Western Region (2015) and the West Coast (2012-14).

Stark joined the Broncos after serving three seasons as the offensive coordinator/quarterbacks coach for Yale University (2009-11) and nine seasons in various coaching capacities at San Diego State from 2000-08. During those 12 seasons, he personally recruited or coached 12 NFL Draft choices.

Stark spent nine years at San Diego State, serving as tight ends coach (2007-08), director of football operations/recruiting coordinator (2000-01, '06) and passing game coordinator/quarterbacks coach (2002-05). In his four seasons as quarterbacks coach for San Diego State, the Aztecs' signal-callers averaged nearly 3,100 yards and 18 passing touchdowns a year while setting 18 SDSU or MWC records.

Before joining San Diego State's staff, Stark spent the 2001 season as offensive program coordinator for the University of Washington, where he also assisted with the Huskies' recruiting efforts. He began his professional career at his alma mater, the University of Colorado, where he was a student assistant/assistant recruiting coordinator from 1994-98.

Stark and his wife, Sarah, have two sons, Jackson and Alex.



NICK SCHIRALLI

ASSISTANT DIRECTOR OF COLLEGE SCOUTING

Nick Schiralli enters his 16th year with the Broncos' personnel department in 2023 and his third season as assistant director of college scouting. He spent the previous four seasons (2017-20) as the Broncos' Eastern Regional Scout after nine years (2008-16) evaluating the Atlantic area.

Schiralli joined the Broncos after spending two years (2006-07) as an offensive graduate assistant at the University of Florida, where he also was a four-year letterman as a wide receiver from 1996-99. He performed a variety of roles with the Gators, and was a part of their 2006 staff that helped the team to a BCS National Championship victory.

Preceding his time at the University of Florida, Schiralli spent four years working with the football program at the University of North Carolina from 2002-05. He was an offensive graduate assistant coach with the Tar Heels in 2005 after working as director of player personnel and special teams assistant from 2002-04.

Schiralli began his professional career in 2000 as the wide receiver coach at Cardinal Newman High School in West Palm Beach, Fla., before coaching wide receivers and special teams at Gainesville High School in Gainesville, Fla., in 2001.

As a wide receiver at Florida, Schiralli played 36 career games and was a two-time Southeastern Conference Academic Honor Roll student-athlete. He was a member of the Gators' 1996 national championship squad as well as two SEC Championship teams and was named to the SEC's Good Works Team recognizing his efforts in the community.

Schiralli holds master's degrees in sports management and human performance/sports psychology from Florida. He also owns bachelor's degrees from Florida in telecommunications and public relations.

Nick and his wife, Jenny, have a son, Cale, and three daughters, Sawyer Mae, Scout Isabella and Fynley Belle.



SAE WOON JO

WESTERN NATIONAL SCOUT

Sae Woon Jo enters his third season with the Denver Broncos in 2023 as Western national scout.

Jo, who has 20 years of scouting and coaching experience, came to Denver after spending nine seasons with the Atlanta Falcons, including his last eight years there as an area scout.

In his role as an area scout with the Falcons, Jo scouted college players in the West region of the country, primarily from the Pac-12 Conference, the Mountain West Conference and the Big Sky Conference. He joined Atlanta in 2012 as college scouting coordinator, where his duties included coordinating college visit logistics, draft board preparations, "Point of Attack" tapes and evaluations of college and pro players.

Prior to joining the Falcons, Jo spent nine years on the defensive coaching staff at Occidental College (2003-12). After starting as an assistant linebackers coach in 2003, he coached safeties (2004), defensive line (2005-06) and linebackers (2007-12). He also spent one season as a Defensive Assistant Coach for the AFL's Los Angeles Avengers in 2004.


Jo began his football career as a quarterbacks coach and special teams coordinator at University City High School in San Diego. He earned his bachelor's degree in Communications from the University of California-San Diego in 2003.

A former quarterback at Crescenta Valley (Calif.) High School, Sae Woon Jo (pronounced SAY-won JOE) is married to Christine and the couple has one daughter, Finley.

DID YOU KNOW?

Pro Football Hall of Fame running back Floyd Little, who played for Denver from 1967-75, was the first No. 1 draft pick ever signed by the Broncos. Selected by Denver with the sixth overall pick in 1967 from Syracuse University, Little totaled the second-most rushing yards (6,323) and the fourth-most rushing touchdowns (43) in professional football during his nine-year career.

BRYAN CHESIN



MIDWEST NATIONAL SCOUT

Bryan Chesin enters his 10th year with the Broncos and his second season as the club's Midwest national scout in 2023. He was originally hired by the club as a video/operations assistant in 2014.

Prior to being named Midwest national scout, Chesin spent the previous five seasons (2017-21) evaluating the Midwest area.

As a player personnel assistant from 2015-16, Chesin's duties included evaluating college and pro prospects and scouting the Mountain Region. He also assisted with the operations and administrative efforts of the personnel department during his first three years with the club.

Prior to joining the Broncos, Chesin was a producer intern for NFL Films in Mount Laurel, N.J. He spent four seasons on the coaching staff at his alma mater Chaparral High School in Scottsdale, Ariz., winning three consecutive state championships (2009-11) and helping more than 20 players earn Division I scholarships.

Chesin is a graduate of the University of Arizona, where he was a video assistant for the football team.

ROB PATON



ATLANTIC REGIONAL SCOUT

Rob Paton enters his seventh season with the Denver Broncos in 2023 and his second year as atlantic regional scout. He joined the team as a personnel intern in 2017 before being promoted to scouting assistant (2018), college/pro scout (2019-20), scouting coordinator (2021) and regional scout (2022).

Paton's current duties include scouting college prospects in the Southeast region while evaluating various top prospects across the country.

Paton previously served as a scouting analyst for the UCLA football team from 2015-16, playing a key role in the school's recruiting efforts. A graduate of the University of San Diego in 2014, he began his collegiate career at UCLA, where he competed as a safety for the Bruins.

During the 2014-15 season, Paton worked as a defensive backs coach for his former high school, Loyola (Los Angeles).

EUGENE ARMSTRONG



SOUTHEAST AREA SCOUT

Eugene Armstrong enters his 17th season as a college scout with the Denver Broncos in 2023 and evaluates the Southeast area for the franchise.

Armstrong joined the Broncos after spending seven years (2000-06) working in the Houston Texans' personnel department, including his final three seasons with the club as a college scout evaluating the Southwest and Midwest regions.

Armstrong was hired by the Texans in 2000 as a scouting intern and was promoted to a college scouting assistant in 2002 for the franchise's inaugural season. In that capacity, he maintained the club's college database and reviewed prospect tapes while scouting the states of Texas, Louisiana and Oklahoma.

He earned a bachelor's degree in business administration from the University of Tulsa, where he played safety for the Golden Hurricane.

Armstrong played football and baseball at Elsie High School in Houston, where he currently resides. Armstrong has a daughter, Shelbi, and a son, Emory.

DAVE BRATTEN



WEST COAST AREA SCOUT

Dave Bratten is in his 25th season with the Denver Broncos' organization in 2023 and his 24th year in the college scouting department. He evaluates the West area for the club.

Bratten initially joined the Broncos in 1997 as a media relations intern.

A graduate of Arvada West High School in Arvada, Colo., Bratten earned a master's degree in sports management from Georgia Southern University in 1998 and a bachelor's degree in English from Monmouth (Ill.) College in 1996.

Bratten, and his wife Kim, along with their daughter Sidney, reside in Lakewood, Colo.



SCOTT DiSTEFANO

SENIOR MIDWEST AREA SCOUT

Scott DiStefano is in his 43rd year with the Denver Broncos' personnel department in 2023 and serves as the club's senior college consultant. He also scouts the Midwest area for the team.

He began his career with the Broncos under former General Manager John Beake and Broncos Ring of Fame Head Coach Dan Reeves. Cornell Green, who made five career Pro Bowls and was a scout for the Broncos for 28 years, was also instrumental in the early years of DiStefano's career.

He began his tenure with the Broncos scouting the Rocky Mountain and Southwest regions before serving as a Midwest area scout from 1990-2019. In addition to his scouting duties with the Broncos during the 1980s, DiStefano also assisted with the breakdown of film cutups for Assistant Head Coach Joe Collier.

DiStefano played quarterback at Snow Junior College in Ephraim, Utah, under Head Coach Dave Arslanian before transferring to Colorado State University to play for Head Coach Sark Arslanian. The father (Sark) and son (Dave) Arslanian combo was instrumental in preparing him for a football career with the Broncos.

Although DiStefano had opportunities to play for the Hamilton Tiger-Cats and Edmonton Eskimos of the Canadian Football League, he opted to begin his coaching career as a graduate assistant at Colorado State in 1981. He served in that capacity for the season before coming to the Broncos in 1982.

A native of Alliance, Ohio, DiStefano was an all-conference quarterback in 1975 at Alliance High School, the same school that produced Pro Football Hall of Fame quarterback Len Dawson. Among the honors bestowed upon him was the 1974 Massillon (Ohio) JayCee's conference sportsmanship award, a prestigious honor from such a football-rich region of Ohio.



CHAZ MCKENZIE

NORTHEAST AREA SCOUT

Chaz McKenzie enters his third year with the Denver Broncos in 2023 and his second as Northeast area scout. He joined the Broncos in 2021, working as a personnel intern through the NFL's Nunn-Wooten Scouting Fellowship program.

Focusing exclusively on college scouting in his current role, McKenzie is tasked with evaluating prospects from all Northeast area institutions while navigating travel, executing school visits and attending games. He was also responsible for studying and grading all 2023 draft-eligible inside linebackers.

In his first season with the club, McKenzie assisted the personnel department in the evaluation of college and pro players, while attending pro days for 2022 draft-eligible prospects. Preceding his time with the Broncos, McKenzie spent two seasons (2019-20) with his alma mater, Central Washington University, serving as a recruiting coordinator/coaching assistant.

A native of Federal Way, Wash., McKenzie was a walk on at CWU prior to the start of the 2016 NCAA football season. He was a two-time team captain (2018, '19) and earned Great Northwest Athletic Conference honors as a safety in 2019.

McKenzie appeared in 30 games over three seasons (2017-19) for the Wildcats, totaling 92 tackles (55 solo), 0.5 sacks (4 yds.), five interceptions (42 yds.), eight pass breakups, one forced fumble, one fumble recovery and two blocked kicks.



DEON RANDALL

SOUTHWEST AREA SCOUT

Deon Randall enters his seventh year with the Denver Broncos in 2023 and his second season as Southwest area scout. He joined the Broncos as a personnel intern in 2017 before working as a scouting assistant (2018), pro/college scout (2019-20) and Northeast area scout (2021).

Randall's current duties include scouting college prospects in the Southwest Region. Randall was previously responsible for assisting on evaluations of pro prospects, while presenting advance scouting reports to coaches on upcoming opponents.

Randall played wide receiver for Yale University from 2010-14, where he was a two-time All-Ivy League selection. A 2014 team captain, he graduated as Yale's all-time leading receiver with 219 career catches for 2,320 yards.

A quarterback, wide receiver, defensive back and punt returner at Francis W. Parker High School in San Diego, Randall accounted for 100 total touchdowns over his final two seasons and was named the 2009 Coastal Conference Offensive Player of the Year.

ROYA BURTON

SCOUTING COORDINATOR

Roya Burton enters her fourth year with the Denver Broncos in 2023 and her second working in the player personnel department. After performing the role of player personnel assistant in 2022, Burton was promoted to scouting coordinator in April.

In her current role as scouting coordinator, Burton contributes in all aspects of day-to-day football operations, including the evaluation of all college and pro prospects. She analyzes players who are currently playing in other professional football leagues and is the lead on all player background

and social media checks.

Preceding her time in personnel, Burton was a social content assistant for two seasons from 2020-21. She assisted in the development and creation of social content for the Broncos' social and digital channels.

Prior to the Broncos, Burton spent the 2019 NFL season with the Detroit Lions, serving as a new media intern. She's also spent time with NFL Films, working as a production intern.

Burton attended Grand Valley State University (Allendale, Mich.) from 2013-15, where she competed on the Lakers' track & field team. She completed her undergraduate degree at Michigan State University, graduating with a bachelor's degree in journalism.

FOOTBALL TECHNOLOGY & RESEARCH

TONY LAZZARO

SR. DIRECTOR OF FOOTBALL TECHNOLOGY & RESEARCH

Tony Lazzaro enters his 22nd season with the Denver Broncos in 2023 and is the club's senior director of football technology and research. He was hired on July 22, 2002.

Lazzaro, who has 26 years of NFL experience, leads the team's Football Information Systems and Football Analytics departments, which together assist in football operations decision-making processes through technology and data analysis. His duties include overseeing the collection and storage of data, development of custom applications and administration of

advanced analytics and research.

Prior to his current position, Lazzaro served as the Broncos' director of football information systems (2009-19) and manager of football IT (2002-08). He joined the team after working with the San Diego Chargers' IT department in various roles from 1998-2002.

Lazzaro attended Colorado State University, where he graduated with a bachelor's degree in Business – Finance, before earning his Master of Business Administration from National University in San Diego. He was a member of the track team at CSU, running both the 400m and 800m events.

A native of San Diego, Lazzaro and his wife, Kerri, have two children: Emily and Ethan.


KARL SCHREINER

DIRECTOR OF FOOTBALL INFORMATION SYSTEMS

Karl Schreiner enters his ninth season with the Denver Broncos in 2023 and is the club's director of football information systems. He previously served as the team's senior applications developer before being promoted ahead of the 2020 season.

Schreiner and his team develop custom software to support day-to-day football operations and the decision-making processes of the personnel and coaching staffs.

A graduate of Highlands Ranch (Colo.) High School, Schreiner received his bachelor's degree in computer information sciences from Metro State University. He and his wife, Jessica, have one daughter, Brooklyn.



SCOTT FLASKA

DIRECTOR, FOOTBALL ANALYTICS

Scott Flaska enters his eighth season with the Denver Broncos in 2023 and his fourth as the club's senior manager of football analytics. He was hired as the team's football analyst on Aug. 29, 2016.

In his current role, Flaska manages the football analytics department, collaborating with various departments to design and implement data science projects that ultimately adds value to the organization.

Before joining the Broncos, Flaska worked as a professional development program engineer for Northrop Grumman in Boulder, Colo. A graduate of Monarch (Colo.) High School, Flaska earned his bachelor's degree in mechanical engineering from the University of Colorado in 2014.

EXECUTIVE STAFF



TIM ARAGON

GENERAL COUNSEL

Tim Aragon enters his second season as General Counsel for the Denver Broncos in 2023.

Aragon, an active member of the Denver community with more than two decades of legal experience, joined the Broncos after spending the prior 18 years with the global law firm Hogan Lovells in its Denver office. Most recently, he was managing partner of that office and on Hogan Lovells' Americas-region leadership team while holding various civic board positions, including with the Colorado Hispanic Chamber of Commerce.

Working with both public and private clients, Aragon has extensive experience as a trusted advisor on a variety of legal matters. His background includes corporate transactions, compliance, governance and working with sports franchises across the NFL, NBA, MLS and MLB.

Before being promoted to managing partner of the Denver office at Hogan Lovells in 2021, Aragon worked as head of the Denver office's corporate & finance practice. Prior to joining Hogan Lovells in 2004, Aragon was a mergers and acquisitions (M&A) and corporate restructuring associate in the New York City office of Skadden Arps, a large international law firm.

A graduate of Mullen High School in Denver, Aragon has deep local roots and grew up cheering for the Broncos in the Athmar neighborhood of southwest Denver. He went on to earn his A.B. from Harvard University cum laude in 1997 before receiving a J.D. from New York University School of Law in 2001.

In addition to currently serving on the board of the Colorado Hispanic Chamber of Commerce (and previously chairing that board), Aragon is a board member with the Downtown Denver Partnership's Denver Civic Ventures Board. He also served on the board of the Community College of Denver Foundation.

Aragon and his wife, Shannon, have two children: Jonathan and Lauren.



CHIP CONWAY

SR. VICE PRESIDENT OF OPERATIONS

Chip Conway enters his 30th season with the Denver Broncos in 2023 and currently serves as Senior Vice President of Operations. He was originally hired by the club in 1994.

Beginning as an intern, Conway has held various positions within the organization's structure, including turf assistant, facilities assistant, facilities manager, operations manager, director of operations and vice president of operations. He oversees a department that is tasked with working and collaborating with all executives, coaches, players and staff while governing all

aspects of Centura Health Training Center.

In his role, Conway manages facility operations, facility master planning and team logistics, including training camp operations and team travel. Additionally, he oversees turf management.

During his tenure, Conway has worked four of the organization's Super Bowls and has handled all logistics for the team. In 2012, he was awarded Travel Director of the Year, which an annual honor given by the NFL.

While with the Broncos, Conway has successfully renovated and modernized Centura Health Training Center in its entirety, including the coordination, design, and project management in the construction of the 115,000 square-foot Pat Bowlen Fieldhouse.

Prior to interning, Conway attended the University of Northern Colorado and Colorado State University. He and his wife, Kristin, have four children: Danny, Declan, Jewel and Breighan.



DENNIS MOORE

CHIEF COMMERCIAL OFFICER

Dennis Moore enters his 18th season with the Denver Broncos in 2023 and first as the team's chief commercial officer.

Reporting directly to President Damani Leech, Moore serves on the Broncos' executive team, leading all commercial revenue generation for both the Broncos and Empower Field at Mile High. His responsibilities include overseeing the club's partnership sales, media sales and activation teams while collaborating across numerous other departments throughout the organization.

A member of the Broncos' organization for 17 years from 2003-19, Moore returns to the franchise after serving as chief revenue officer for Major League Soccer's St. Louis City SC since 2020. He has over 25 years of sports business experience in the areas of revenue generation, sponsorships, ticketing, marketing, business intelligence and fan development.

During his tenure as chief revenue officer for St. Louis City SC (2020-22), Moore was a key part of the successful launch of the MLS expansion team as one of its first employees. Responsible for all revenue operations for St. Louis City SC, Moore led the organization to a Top-5 MLS ranking in gross operational revenue while overseeing its sponsorship, media sales, ticketing, premium seating and special events departments.

In his 17-year stint with the Broncos, Moore was a key member of the team's business operations for nearly two decades and most recently served as senior vice president of sales and marketing. He began his time with the Broncos in 2003 as a premium seating representative and supported business initiatives with the team for two Super Bowl seasons (2013, '15) as part of the winningest four-year period (2012-15) in franchise history.

Prior to the Broncos, Moore spent three seasons with the Baltimore Ravens in their ticketing and corporate sales departments.

A graduate of the University of Arizona with a Bachelor of Arts degree in political science, Moore earned an Executive MBA from the University of Colorado while working for the Broncos. He was honored as a "40 under 40" winner by Denver Business Journal in 2017 in recognition of his business leadership and community impact.

Dennis is married to his wife, Mandy, and they have two daughters.



JESSE NADING

SR. VP, STRATEGY & BUSINESS INTELLIGENCE

Jesse Nading enters his first full season as senior vice president, strategy & business intelligence for the Denver Broncos in 2023.

In his role, Nading is responsible for building and leading a solutions-oriented and data-driven team focused on directing organization-wide strategies, goals and performance. He has a particular emphasis on supporting fan development and revenue growth objectives for the Broncos.

Nading reports directly to President Damani Leech and serves on the Broncos' senior leadership team. He oversees the club's ticketing, data & analytics and strategy departments.

A Denver native and two-time team captain on Colorado State University's football team, Nading joined the Broncos after spending the past six years with the global business consulting firm McKinsey & Company. Initially joining McKinsey as a summer associate in 2015, Nading most recently served as an Associate Partner out of the Denver office, where his role included leading client-based projects focused on business transformation across strategy, pricing and marketing optimization.

Prior to his tenure at McKinsey & Company, Nading was a member of the Houston Texans from 2008-12, joining the team as a college free agent and appearing in 43 total games in that span. As an active player in the NFL, Nading participated in the NFL Business Management and Entrepreneurial Program with the Harvard Business School (2011) and The Wharton School of Business at University of Pennsylvania (2012).

Earning a bachelor's degree in business finance from CSU, Nading went on to earn his Master of Business Administration degree from the University of Chicago Booth School of Business after he completed his career with the Houston Texans.

Nading and wife, Katie, have three children: Emerson, Charlie and Henry.



JAY ROBERTS

STADIUM GENERAL MANAGER

Jay Roberts enters his ninth season with the Denver Broncos in 2023 and serves as General Manager of Empower Field at Mile High.

With over 25 years of wide-ranging experience, Roberts has extensive involvement in managing world-class facilities, while hosting major sporting events and blockbuster concerts. In his current role, Roberts oversees and leads all stadium operations, including guest services, security, booking, event management, capital expenditure planning, parking and food & beverage.

Prior to joining the Broncos, Roberts served as vice president of operations for the Scottrade Center and Peabody Opera House in St. Louis from 2013-14. During his tenure, Roberts worked closely with the St. Louis Sports Commission to win bids for two NCAA wrestling championships, the first and second rounds of the NCAA basketball tournament, and the SEC basketball conference tournament.

Preceding his time in St. Louis, Roberts worked as general manager of CONSOL Energy Center and Mellon Arena, which is home to the Pittsburgh Penguins. In his career, Roberts has also spent time working as the director of tennis center operations for the USTA National Tennis Center and director of events at Three Rivers Stadium.

Roberts graduated from Miami (Ohio) University, where he earned a bachelor's degree in business. A native of Pittsburgh, Roberts and his wife, Mechelle, have two children: Tai and Lily.



PATRICK SMYTH

CHIEF COMMUNICATIONS OFFICER

Patrick Smyth enters his 14th year leading the Denver Broncos' public relations as Chief Communications Officer and begins his 20th season overall with the franchise.

The Broncos' spokesperson and primary media contact, Smyth oversees the team's public relations and community impact departments along with its digital media content. He serves on the Broncos' executive team and on the board of Denver Broncos Foundation.

Smyth's role involves working closely with ownership and leadership across business and football operations, including the CEO, president, general manager, head coach and key players. He is responsible for all internal and external communication for the Broncos and Empower Field at Mile High, aligning traditional media outreach, digital platform messaging and employee communication.

A University of Florida graduate, Smyth has led a public relations staff that twice won the Pete Rozelle Award (Pro Football Writers of America)—and been a seven-time finalist—for professionalism with the media. The Broncos received the Pete Rozelle Award following their 2013 Super Bowl XLVIII appearance and 2015 Super Bowl 50 victory during the winningest four-year period (2012-15) in team history.

The Broncos' community development work was recognized nationally in 2022 as ESPN's Sports Humanitarian Team of the Year, marking the second consecutive year as 1-of-4 finalists across sports for the award. The franchise's digital platforms have also been honored with both a Webby Award (2022) and Heartland Emmy Award (2023) for content while ranking among the NFL leaders in growth and impressions.

Joining the Broncos in 2004 as a media relations graduate assistant, Smyth began his NFL career as an intern with the Super Bowl XXXVII-champion Tampa Bay Buccaneers in 2002. His internship/part-time experience also includes Florida's athletic department (2001-04) and the Philadelphia Flyers (2002).

Smyth graduated from Florida in 2004 with highest honors and a bachelor's degree in public relations. He received Florida's "Outstanding Young Alumnus" award in 2011 and was recognized by the Denver Business Journal in 2012 as a "40 under 40" recipient for business and community contributions.

Smyth is a Wilmington, Del., native and married to Leslie with sons Patrick and William.

BRONCOS IN THE AMERICAN BOWL

The Broncos have participated in the American Bowl seven times in their history and own a 3-4 record in those preseason contests. Denver played in the American Bowl in 1987 (London, England), 1990 (Tokyo, Japan), 1992 (Berlin, Germany), 1994 (Barcelona, Spain), 1995 (Tokyo, Japan), 1997 (Mexico City, Mexico) and 1999 (Sydney, Australia).



HAILEY SULLIVAN

CHIEF MARKETING OFFICER

Hailey Sullivan enters her first season as chief marketing officer for the Denver Broncos in 2023. She was hired by the club on Jan. 4.

With a diverse background in brand development and marketing, Sullivan has a proven track record in building meaningful and impactful connections between brands and fans. In her role, Sullivan is responsible for deepening the Broncos' relationship with the current fanbase while engaging the next generation of fans.

A member of the Broncos' senior leadership team, Sullivan reports directly to President Damani Leech. She's tasked with overseeing the organization's integrated marketing team that spans brand strategy, digital media, broadcast and game entertainment.

Prior to the Broncos, Sullivan spent the last two years (2021-22) as chief marketing officer for RealSelf, a beauty tech community. She also served as CMO for MGA Entertainment from 2019-21, overseeing an innovative portfolio that included popular brands such as LOL Surprise, Bratz, Little Tikes, Rainbow High and many more.

From 2010-19, Sullivan led various roles at Mattel, ranging from Head of U.S. Marketing to an overseas stint in Hong Kong as Head of Asia Pacific Marketing. With Mattel, she helped grow iconic brands such as Barbie, Fisher-Price, Hot Wheels and Thomas & Friends.

Sullivan graduated from Yale University with a bachelor's degree in economics and earned her MBA from Columbia University. She has a background in investment banking and is fluent in Mandarin Chinese.

Sullivan and her husband, Patrick, have one son, Connor.



RUSS TRAINOR

SR. VICE PRESIDENT OF INFORMATION TECHNOLOGY

Russ Trainor is in his 15th year with the Denver Broncos in 2023 and currently serves as Senior Vice President of Information Technology.

In his role, Trainor is tasked with leading a department that oversees all IT systems at Centura Health Training Center and Empower Field at Mile High, including network architecture and the infrastructure of desktops, laptops, tablets and smartphones. His No. 1 priority is to ensure the organization is securely protected through the team's IT security platforms.

An IT professional for 32+ years, Trainor has over 20 years of NFL experience. Prior to the Broncos, Trainor spent seven years with the Atlanta Falcons, serving as technical services manager from 2001-08.

Preceding his time with the Falcons, Trainor worked as senior network engineer for Home Depot (1995-2001), a network and sever support engineer for Atlanta Gas Light (1992-95), and a customer service representative and PC support technician for Equifax (1990-92). He began his professional career performing the role of electronics warfare supervisor while in the US Coast Guard from 1985-90.

A 2000 graduate of Kennesaw (Ga.) State University, Trainor earned a bachelor's degree in management information systems with a minor in education. While at Kennesaw State, Trainor was a member of the Golden Key International Honour Society, which is an Atlanta, Georgia-based non-profit organization that recognizes academic achievement among college and university students.

An avid outdoorsman, Trainor and his wife, Kelly, have two children, Jordy and Darby.

VINCE LOMBARDI TROPHIES

The Denver Broncos own three Vince Lombardi Trophies in recognition of their wins in Super Bowl XXXII, XXXIII and 50, and they are displayed in the lobby of Centura Health Training Center.

The sterling silver trophies were created by Tiffany & Company and were named for the late Vince Lombardi before Super Bowl V. Each trophy has a regulation-size silver football mounted in a kicking position on a pyramid-like stand of three concave sides. The trophy stands 20.75 inches tall, weighs 107.3 ounces and is valued in excess of \$10,000. Each is engraved with the the words "Vince Lombardi Trophy" above an NFL Shield.



JUSTIN WEBSTER

CHIEF FINANCIAL OFFICER

Justin Webster enters his 11th season as Chief Financial Officer for the Denver Broncos in 2023 and 14th year overall with the franchise. He was originally hired by the club as Vice President of Finance in 2010.

Webster, who has 28 years of experience in all aspects of financial management, leads all finance and accounting functions for the Broncos and other related team entities. He also oversees the team's information technology department.

Responsible for the organization's strategic financial planning, reporting and cash flow management, Webster is instrumental in continuously strengthening the financial operations of the Broncos. Through leadership and financial discipline, Webster helped manage the team through a work stoppage and the COVID-19 pandemic while also investing significantly in the team and its facilities.

Webster serves as treasurer for the Denver Broncos Foundation, which has overseen the distribution of more than \$35 million to charitable groups in the Denver area since its inception in 1993. He also is a member of the Board of Trustees for the National Sports Center for the Disabled as well as the advisory board for the Denver chapter of the American Cancer Society.

Before joining the Broncos, Webster worked in the homebuilding and development industries for more than 10 years, holding various positions with a large national homebuilder prior to joining a local developer in Denver. He started his career at Ernst & Young in Detroit, where he obtained his CPA and worked in the assurance and advisory practice, overseeing the audits of a number of public and private companies.

Webster attended Alma (Mich.) College, where he played soccer for four years and graduated with a degree in business administration/accounting in 1994. He currently is a member of the President's Advisory Council for his alma mater.

Born in Michigan, Webster is married to his wife, Anne, and the couple has three children: Drew, Isabella and Cameron.

VICE PRESIDENTS



Keith Bishop
Vice President,
Security



Allie Engelken
Vice President,
Community Impact



Aracely Gomez
Vice President,
Human Resources



Dan Hawley
Vice President,
Business Development



Marc Jackson
Vice President,
Ticketing, Sales & Service



China Jude
Vice President, Diversity,
Equity & Inclusion



Michael Kalousek
Vice President,
Finance



Darren O'Donnell
Vice President,
Business Development




Erich Schubert
Vice President,
Communications & Content



Sandy Young
Vice President,
Partnership Marketing

VETERAN PLAYER PROFILES (AS OF JUNE 26, 2023)





CHRISTOPHER ALLEN

45

OUTSIDE LINEBACKER

6-4 • 242 • 2ND YR. • ALABAMA

BORN: Aug. 12, 1998, in Baton Rouge, La.

HIGH SCHOOL: Southern University Lab School, Baton Rouge, La.

ACQUIRED: College Free Agent, 2022

NFL YEAR: 2nd • **YEAR WITH BRONCOS:** 2nd

NFL GAMES PLAYED/STARTED: 0/0



ALLEN AT A GLANCE:

- A second-year outside linebacker who spent the 2022 season with Denver on injured reserve.
- Appeared in 34 career games (5 starts) over four seasons (2017, '19-21) at Alabama, totaling 61 tackles (37 solo), 7.5 sacks (43 yds.), four forced fumbles and one fumble recovery.
- Selected as a second-team All-SEC honoree by league coaches in 2020 after tallying 41 tackles (25 solo), six sacks (33 yds.), two forced fumbles and one fumble recovery in 13 games (4 starts).
- Appeared in 13 games in 2019, registering 11 tackles (6 solo) and 0.5 sacks (3 yds.).
- Prepped at Southern University Lab School in Baton Rouge, La., where he tallied 82 tackles, 14 tackles for loss and six sacks as a senior while helping lead the Kittens to consecutive state championships in 2015 and '16.
- Signed by the Broncos as a college free agent on May 13, 2022.

CAREER TRANSACTIONS: Signed by Denver as a college free agent 5/13/22.



2022: Allen spent the entire season on injured reserve.

COLLEGE: Allen played at the University of Alabama, appearing in 34 career games (5 starts) over four seasons (2017, '19-21) for the Crimson Tide... Tallied 61 tackles (37 solo), 7.5 sacks (43 yds.), four forced fumbles and one fumble recovery during his four collegiate seasons... Played in one game in 2021 before suffering a season-ending foot injury... Selected as a second-team All-SEC honoree by league coaches in 2020 after tallying 41 tackles (25 solo), six sacks (33 yds.), two forced fumbles and one fumble recovery in 13 games (4 starts) played... Led the SEC with 13 tackles for loss (48 yds.) in 2020... Appeared in 13 games in 2019, registering 11 tackles (6 solo) and 0.5 sacks (3 yds.)... Missed the entire 2018 season and was granted a medical redshirt after suffering a season-ending knee injury... Saw action in seven games during his true freshman season, posting six tackles (4 solo) and one forced fumble.

PERSONAL: Allen prepped at Southern University Lab School in Baton Rouge, La., where he helped lead the Kittens to consecutive state championships in 2015 and '16... Named Defensive Player of the Year in Louisiana by *USA Today* and garnered the Louisiana Sports Writers Association (LSWA) Class 1A Defensive MVP as a senior... Tallied 82 tackles, 14 tackles for loss and six sacks during his senior season... Christopher Allen was born on Aug. 12, 1998 in Baton Rouge, La.

ALLEN'S REGULAR SEASON RECORD

Year	Club	G	S	UT	A	TT	S-Yds.	I-Yds.	PD	FF	FR	TD-Int.	TD-FR	S	Pts.
2022	Denver														
CAREER TOTALS		0	0	0	0	0	0-0	0-0	0	0	0	0	0	0	0

DID YOU KNOW?

Linebacker Von Miller and cornerback Chris Harris Jr. (2010s) became the third group of primary Broncos teammates to be named to the NFL's All-Decade Team. All-1970s members and Ring of Famers Louis Wright and Rick Upchurch were the first duo to achieve this feat. They were followed by All-1990s team members—and Pro Football Hall of Famers—safety Steve Atwater, running back Terrell Davis, quarterback John Elway, tight end Shannon Sharpe and tackle Gary Zimmerman.

**ZACH ALLEN****99****DEFENSIVE END****6-4 • 281 • 5TH YR. • BOSTON COLLEGE****BORN:** Aug. 20, 1997, in New Canaan, Conn.**HIGH SCHOOL:** New Canaan (Conn.) High School**ACQUIRED:** Unrestricted Free Agent (Arizona), 2023**NFL YEAR:** 5th • **YEAR WITH BRONCOS:** 1st**NFL GAMES PLAYED/STARTED:** 45/35 • **POSTSEASON GP/GS:** 1/1**ALLEN AT A GLANCE:**

- A fifth-year defensive end who has appeared in 45 games (35 starts) and one postseason game (1 start) with Arizona (2019-22), totaling 138 tackles (79 solo), 11.5 sacks (74.5 yds.), one interception (25 yds.), 15 passes defended and three fumble recoveries (1 TD).
- Tied for the second-most passes defended (12) and fumble recoveries (3) along with making the 10th-most tackles (95) among all NFL defensive ends since 2021.
- Tied for the most passes defended (8) among all NFL defensive ends while also producing a career-high 5.5 sacks (40.5 yds.) to go along with 47 tackles (23 solo) in 13 starts in 2022.
- Appeared in a career-high 15 games (14 starts) in 2021, producing career highs with 48 tackles (30 solo), one interception (25 yds.) and three fumble recoveries (1 TD) along with four sacks (16 yds.) and four passes defended.
- Made 35 tackles (20 solo), two sacks (18 yds.) and three passes defended in 13 games (7 starts) in 2020.
- Appeared in 50 games in four seasons at Boston College (2015-18), totaling 199 tackles (106 solo), 18.5 sacks (115 yds.), two interceptions, 16 passes defended, one forced fumble, four fumble recoveries and two blocked kicks.
- Named second-team All-ACC after starting all 12 games as a senior in 2018, totaling 61 tackles (26 solo), 6.5 sacks (36 yds.), one interception, eight passes defended, one forced fumble, two fumble recoveries and two blocked kicks.
- Started all 13 games and was one-of-two defensive linemen nationally with 100+ tackles in 2017, earning All-ACC honorable mention.
- Selected by the Cardinals in the third round (65th overall) of the 2019 NFL Draft.
- Signed by Denver as an unrestricted free agent on March 15, 2023.

CAREER TRANSACTIONS: Signed by Arizona as a draft choice 5/9/19; Signed by Denver as an unrestricted free agent 3/15/23.



2022: Allen had a career-high 5.5 sacks (40.5 yds.) and eight passes defended to go along with 47 tackles (23 solo) in 13 starts... Tied for first among defensive ends in passes defended (8) and was the only player in the NFL to total at least five sacks and eight pass breakups... Posted a pass defended and two tackles (1 solo) at L.V. (9/18)... Registered a career-high three passes defended along with a nine-yard sack and six tackles (3 solo) at Car. (10/2)... Notched sacks in back-to-back games, recording one sack (11 yds.) while posting a pass defended and eight tackles (5 solo) vs. Phi. (10/9)... Had three tackles (2 solo) and a pass defended vs. N.O. (10/20)... Produced 0.5 sacks (2.5 yds.) and five tackles (2 solo) vs. Sea. (11/6)... Tallied a four-yard sack along with four tackles (2 solo) at LAR (11/13)... Broke up one pass and made two tackles (1 solo) and one sack (4 yds.) vs. LAC (11/27)... Brought down Patriots QB Mac Jones for a 10-yard loss and also made two solo tackles and one pass defended vs. N.E. (12/12)... Was inactive for Games 14-17.

2021: Allen appeared in 15 games (14 starts), producing career marks of 48 tackles (30 solo), one interception (25 yds.) and three fumble recoveries (1 TD) along with four sacks (16 yds.) and four passes defended... Recovered his first career fumble and made two solo tackles at Jac. (9/26)... Totaled five tackles (4 solo) and had a six-yard sack vs. S.F. (10/10)... Recorded a quarterback takedown in his second straight game while making six tackles (2 solo) vs. G.B. (10/28)... Broke up his fourth career pass and made a solo tackle at S.F. (11/7)... Tallied five tackles (4 solo) and recovered his second career fumble vs. Car. (11/14)... Posted one pass defended and made five tackles (3 solo) at Sea. (11/21)... Intercepted his first career pass for 25 yards while registering one sack and four tackles (1 solo) at Chi. (12/5)... Sacked the quarterback in back-to-back games for the second time in 2021 after bringing down Rams QB Matthew

ALLEN AMONG TOP NFL DL'S IN PASSES DEFENSED, SINCE 2021

PASSES DEFENSED AMONG NFL DEFENSIVE LINEMEN, SINCE 2021

	Player (Tm.)	PD's
1.	Carlos Dunlap (K.C./Sea.)	15
2.	Cameron Heyward (Pit.)	13
	Jeffrey Simmons (Ten.)	13
4.	Zach Allen (Ari.)	12
	Emmanuel Ogbah (Mia.)	12

Stafford for 10 yards and made four tackles (3 solo) vs. LAR (12/13)... Made two tackles (1 solo) and had one pass defended at Dal. (1/2)... Scored his first career defensive touchdown after recovering a fumble from Seahawks QB Russell Wilson and returned it 16 yards while also totaling three tackles (2 solo) vs. Sea. (1/9)... Started the Cardinals' NFC Wild Card game at LAR (1/17), finishing with four tackles (1 solo).

2020: Allen made 35 tackles (20 solo), two sacks (18 yds.) and three passes defended in 13 games (7 starts)... Recorded his first career sack for four yards along with two solo tackles at S.F. (9/13)... Made four tackles (1 solo) at Car. (10/4)... Broke up his first career pass along with making three tackles (1 solo) at NYG (12/13)... Set a career-high 11 tackles (6 solo) along with one sack (14 yds.) and one pass defended vs. Phi. (12/20)... Made five tackles (3 solo) and broke up a pass at LAR (1/3)... Missed Games 8-10 after being placed on injured reserve (ankle) on Oct. 27.

2019: Allen played in four games (1 start) during his rookie season after being drafted in the third round (65th overall) by Arizona, totaling eight tackles (6 solo) on the season... Made his NFL debut and first career start vs. Det. (9/8), posting three solo tackles... Had his second three tackle game (2 solo) vs. Car. (9/22)... Was inactive for Games 5-10... Missed the final six games after being placed on injured reserve (neck) on Nov. 13.

COLLEGE: Allen appeared in 50 games in four seasons at Boston College (2015-18), totaling 199 tackles (106 solo), 18.5 sacks (115 yds.), two interceptions, 16 passes defended, one forced fumble, four fumble recoveries and two blocked kicks... Named second-team All-ACC after starting all 12 games as a senior in 2018, totaling 61 tackles (26 solo), 6.5 sacks (36 yds.), one interception, eight passes defended, one forced fumble, two fumble recoveries and two blocked kicks... Earned ACC Defensive Player of the Week honors after recording seven tackles and a sack while also blocking a kick vs. Louisville (10/13/18)... Was named ACC Defensive Player of the Week for the second time in 2018 after blocking another kick along with a pass defended, six tackles and a sack at Florida State (11/17/18)... Started all 13 games and was one-of-two defensive linemen nationally with 100+ tackles in 2017, earning All-ACC honorable mention... Finished the year with 100 tackles (47 solo), six sacks (37 yds.), one interception and four passes defended... Was named ACC Defensive Player of the Week for the first time in his career after totaling 14 tackles, including three tackles for loss, vs. Virginia Tech (10/7/17)... Played all 13 games (1 start) in 2016, registering 36 tackles (19 solo), six sacks (42 yds.), four passes defended and two fumble recoveries.

PERSONAL: Allen attended New Canaan (Conn.) High School, where he was named the 2014 Connecticut Gatorade Player of the Year... Helped the Rams win two state titles (2013, '14) as a three-year starter... Set the school record for career sacks (33), single-season sacks (13.5) and tied the single-game sack record (4.0)... Named to the *USA Today* All-USA Connecticut team and garnered All-Tri-State accolades, All-FCIAC and first-team MSG All-Metro honors in 2014... Produced 102 tackles, 13.5 sacks, two interceptions, seven forced fumbles, one fumble recovery, 12 passes defended and one defensive score as a senior... Also played basketball, earning All-FCIAC honorable mention... Was a four-year high honor roll student and member of the National Honor Society... Zach Allen as born on Aug. 20, 1997 in New Canaan, Conn.

ALLEN'S REGULAR SEASON RECORD

Year	Club	G	S	UT	A	TT	S-Yds.	I-Yds.	PD	FF	FR	TD-Int.	TD-FR	S	Pts.
2019	Arizona	4	1	6	2	8	0-0	0-0	0	0	0	0	0	0	0
2020	Arizona	13	7	20	15	35	2-18	0-0	3	0	0	0	0	0	0
2021	Arizona	15	14	30	18	48	4-16	1-25	4	0	3	0	1	0	6
2022	Arizona	13	13	23	24	47	5.5-40.5	0-0	8	0	0	0	0	0	0
CAREER TOTALS		45	35	79	59	138	11.5-74.5	1-25	15	0	3	0	1	0	6

ALLEN'S POSTSEASON RECORD

Year	Club	G	S	UT	A	TT	S-Yds.	I-Yds.	PD	FF	FR	TD-Int.	TD-FR	S	Pts.
2021	Arizona	1	1	1	3	4	0-0	0-0	0	0	0	0	0	0	0
CAREER TOTALS		1	1	1	3	4	0-0	0-0	0	0	0	0	0	0	0

ALLEN'S SINGLE-GAME HIGHS

(Postseason in parentheses)

Tackles — 11, vs. Philadelphia, 12/20/20 (4, at L.A. Rams, 1/17/22). **Interceptions** — 1, at Chicago, 12/5/21 (none). **Interception yards** — 25, at Chicago, 12/5/21 (none). **Sacks** — 1.0, 11x, last: vs. New England 12/12/22 (none). **Sack yards** — 14, vs. Philadelphia, 12/20/20 (none). **Fumble Recoveries** — 1, 3x, last: vs. Seattle, 1/9/22 (none). **Pass defended** — 3, at Carolina, 10/2/22 (none).

ZACH ALLEN'S CAREER GAME-BY-GAME

(Victories asterisked)

2019 ARIZONA (5-10-1)										
TACKLES										
Date	Opponent	P/S	UT	A	TT	S-Yds.	I-Yds.	PD	FF	FR
Sept 8	vs. Detroit	S	3	0	3	0-0	0-0	0	0	0
Sept 15	at Baltimore	P	1	1	2	0-0	0-0	0	0	0
Sept 22	vs. Carolina	P	2	1	3	0-0	0-0	0	0	0
Sept 29	vs. Seattle	P	0	0	0	0-0	0-0	0	0	0
Games 5-10	INACTIVE									
Games 11-16	INJURED RESERVE									
Season Totals			4/1	6	2	8	0-0	0-0	0	0
2020 ARIZONA (8-8)										
TACKLES										
Date	Opponent	P/S	UT	A	TT	S-Yds.	I-Yds.	PD	FF	FR
Sept 13	at San Francisco*	P	2	0	2	1-4	0-0	0	0	0
Sept 20	vs. Washington*	P	2	0	2	0-0	0-0	0	0	0
Sept 27	vs. Detroit	P	1	1	2	0-0	0-0	0	0	0
Oct 4	at Carolina	S	1	3	4	0-0	0-0	0	0	0
Oct 11	at N.Y. Jets*	P	1	0	1	0-0	0-0	0	0	0
Oct 19	at Dallas*	P	0	0	0	0-0	0-0	0	0	0
Oct 25	vs. Seattle*	S	0	0	0	0-0	0-0	0	0	0
Games 8-10	INJURED RESERVE									
Nov 29	at New England	S	1	2	3	0-0	0-0	0	0	0
Dec 6	vs. L.A. Rams	S	0	0	0	0-0	0-0	0	0	0
Dec 13	at N.Y. Giants*	P	1	2	3	0-0	0-0	1	0	0
Dec 20	vs. Philadelphia*	S	6	5	11	1-14	0-0	1	0	0
Dec 26	vs. San Francisco	S	2	0	2	0-0	0-0	0	0	0
Jan 3	at L.A. Rams	S	3	2	5	0-0	0-0	1	0	0
Season Totals			13/7	20	15	35	2-18	0-0	3	0
2021 ARIZONA (11-6)										
TACKLES										
Date	Opponent	P/S	UT	A	TT	S-Yds.	I-Yds.	PD	FF	FR
Sept 12	at Tennessee*	S	0	0	0	0-0	0-0	0	0	0
Sept 19	vs. Minnesota*	S	1	1	2	0-0	0-0	0	0	0
Sept 26	at Jacksonville*	S	2	0	2	0-0	0-0	0	0	1
Oct 3	at L.A. Rams*	P	1	0	1	0-0	0-0	0	0	0
Oct 10	vs. San Francisco*	S	4	1	5	1-6	0-0	0	0	0
Oct 17	at Cleveland*	RESERVE/COVID-19								
Oct 24	vs. Houston*	RESERVE/COVID-19								
Oct 28	vs. Green Bay	S	2	4	6	1-0	0-0	0	0	0
Nov 7	at San Francisco*	S	1	0	1	0-0	0-0	1	0	0
Nov 14	vs. Carolina	S	4	1	5	0-0	0-0	0	0	1
Nov 21	at Seattle*	S	3	2	5	0-0	0-0	1	0	0
Dec 5	at Chicago*	S	1	3	4	1-0	1-25	1	0	0
Dec 13	vs. L.A. Rams	S	3	1	4	1-10	0-0	0	0	0
Dec 19	at Detroit	S	2	2	4	0-0	0-0	0	0	0
Dec 25	vs. Indianapolis	S	3	1	4	0-0	0-0	0	0	0
Jan 2	at Dallas*	S	1	1	2	0-0	0-0	1	0	0
Jan 9	vs. Seattle	S	2	1	3	0-0	0-0	0	0	1
Season Totals			15/14	30	18	48	4-16	1-25	4	0
Jan 17	at L.A. Rams §	S	1	3	4	0-0	0-0	0	0	0
Postseason Totals			1/1	1	3	4	0-0	0-0	0	0
§NFC Wild Card Game										
2022 ARIZONA (4-13)										
TACKLES										
Date	Opponent	P/S	UT	A	TT	S-Yds.	I-Yds.	PD	FF	FR
Sept 11	vs. Kansas City	S	0	2	2	0-0	0-0	0	0	0
Sept 18	at Las Vegas*	S	1	1	2	0-0	0-0	1	0	0
Sept 25	vs. L.A. Rams	S	1	2	3	0-0	0-0	0	0	0
Oct 2	at Carolina*	S	3	3	6	1-9	0-0	3	0	0
Oct 9	vs. Philadelphia	S	5	3	8	1-11	0-0	1	0	0
Oct 16	at Seattle	S	2	2	4	0-0	0-0	0	0	0
Oct 20	vs. New Orleans*	S	2	1	3	0-0	0-0	1	0	0
Oct 30	at Minnesota	S	1	2	3	0-0	0-0	0	0	0
Nov 6	vs. Seattle	S	2	3	5	0.5-2.5	0-0	0	0	0
Nov 13	at L.A. Rams*	S	2	2	4	1-4	0-0	0	0	0
Nov 21	vs. San Francisco	S	1	2	3	0-0	0-0	0	0	0
Nov 27	vs. L.A. Chargers	S	1	1	2	1-4	0-0	1	0	0
Dec 12	vs. New England	S	2	0	2	1-10	0-0	1	0	0
Games 14-17	INACTIVE									
Season Totals			13/13	23	24	47	5.5-40.5	0-0	8	0



TYLER BADIE

36

RUNNING BACK

5-8 • 197 • 2ND YR. • MISSOURI

BORN: Feb. 7, 1999, in New Orleans

HIGH SCHOOL: Briarcrest Christian High School, Eads, Tenn.

ACQUIRED: Signed off Baltimore Ravens' Practice Squad, 2022

NFL YEAR: 2nd • **YEAR WITH BRONCOS:** 2nd

NFL GAMES PLAYED/STARTED: 1/0



BADIE AT A GLANCE:

- A second-year running back who appeared in one game with Denver in 2022, catching one pass for 24 yards (24.0 avg.) with a touchdown.
- Appeared in 46 games during his four seasons at the University of Missouri (2018-21), rushing 513 times for 2,740 yards (5.3 avg.) with 23 touchdowns in addition to catching 126 passes for 1,149 yards (9.1 avg.) with 11 scores.
- Set a program record for single-season rushing yards (1,604) while also setting career highs in rushes (268), rushing average (6.0) and rushing touchdowns (14) as a senior, earning All-SEC honors.
- Named to the SEC All-Freshman team after posting 809 all-purpose yards, including 437 on the ground with two touchdowns.
- Attended Briarcrest Christian High School in Eads, Tenn., where he was a Division 2 Class AAA Mr. Football nominee and amassed 1,186 rushing yards on 193 carries (6.1 avg.) with 18 touchdowns as a senior.
- Selected by the Ravens in the sixth round (196th overall) of the 2022 NFL Draft.
- Acquired by Denver off of Baltimore's practice squad on Dec. 29, 2022.

CAREER TRANSACTIONS: Signed by Baltimore as a draft choice 5/5/22; Waived by Baltimore 8/30/22; Signed by Baltimore (practice squad) 8/31/22; Signed by Denver (active roster) 12/29/22.



2022: Badie appeared in one game during his rookie season after being signed by Denver off Baltimore's practice squad on Dec. 29... Caught one pass for 24 yards (24.0 avg.) and a touchdown vs. LAC (1/8).

COLLEGE: Badie appeared in 46 games during his four seasons at the University of Missouri (2018-21), rushing 513 times for 2,740 yards (5.3 avg.) with 23 touchdowns in addition to catching 126 passes for 1,149 yards (9.1 avg.) with 11 scores... Set a program record for single-season rushing yards (1,604) while also setting career highs in rushes (268), rushing average (6.0) and rushing touchdowns (14) as a senior, earning All-SEC and PFF All-America honors... Had a team-high 928 all-purpose yards as a sophomore and also led the team with 32 catches for 356 yards (11.1 avg.) and 457 rushing yards... Named to the SEC All-Freshman team after posting 809 all-purpose yards, including 437 on the ground with two touchdowns.

PERSONAL: Badie attended Briarcrest Christian High School in Eads, Tenn., where he was a Division 2 Class AAA Mr. Football nominee... Amassed 1,186 rushing yards on 193 carries (6.1 avg.) with 18 touchdowns as a senior... Accumulated six games of 100+ yards his senior season and helped guide Briarcrest to a state quarterfinal appearance... Also played basketball... Tyler Badie (pronounced: BAY-dee) was born on Feb. 7, 1999, in New Orleans.

BADIE'S REGULAR SEASON RECORD

Year	Club	RUSHING								RECEIVING				SCORING				
		G	S	No.	Yds.	Avg.	LG	TD	No.	Yds.	Avg.	LG	TD	TD	TDr	2pt	Pts.	
2022	Bal./Den.	1	0	0	0	—	—	0	1	24	24.0	24t	1	1	0	0	0	6
Career Totals		1	0	0	0	—	—	0	1	24	24.0	24t	1	1	0	0	0	6

TYLER BADIE'S CAREER GAME-BY-GAME

(Victories asterisked)

2022 BAL. (10-7) / DEN. (5-12)		RUSHING								RECEIVING				SCORING			
Date	Opponent	P/S	No.	Yds.	Avg.	LG	TD	No.	Yds.	Avg.	LG	TD	2pt	Pts.			
Games 1-15																	
PRACTICE SQUAD																	
SIGNED BY DENVER OFF BALTIMORE'S PRACTICE SQUAD ON DEC. 29																	
INACTIVE																	
Jan 1	at Kansas City																
Jan 8	vs. L.A. Chargers*	P	0	0	—	—	0	1	24	24.0	24t	1	0	6			
Season Totals		1/0	0	0	—	—	0	1	24	24.0	24t	1	0	6			



QUINN BAILEY

75

TACKLE



6-6 • 323 • 5TH YR. • ARIZONA STATE
BORN: Oct. 18, 1995, in Gilbert, Ariz.
HIGH SCHOOL: Higley High School, Gilbert, Ariz.
ACQUIRED: College Free Agent, 2019
NFL YEAR: 5th • **YEAR WITH BRONCOS:** 5th
NFL GAMES PLAYED/STARTED: 14/1

BAILEY AT A GLANCE:

- A fifth-year offensive lineman who has appeared in 14 career regular-season games (1 start) for the Broncos from 2019-2022.
- Played in a career-high eight games and made his first career start at LG in 2022, totaling 162 offensive snaps and 29 special-teams snaps.
- Appeared in four games for Denver in 2021, playing a combined 55 snaps on offense and special teams.
- Spent the 2020 campaign primarily on the Broncos' practice squad, appearing in one regular-season contest.
- Competed on the Broncos' practice squad for the first 16 weeks of the season in 2019 before being promoted to the active roster and playing in the regular-season finale.
- Appeared in 43 games (34 starts) for Arizona State University, earning All-PAC 12 Conference honorable mention honors as a redshirt senior.
- Entered the NFL with Denver as a college free agent on April 30, 2019.

CAREER TRANSACTIONS: Signed by Denver as a college free agent 4/30/19; Waived by Denver 8/31/19; Signed by Denver (practice squad) 9/1/19; Signed by Denver (active roster) 12/24/19; Waived by Denver 9/5/20; Signed by Denver (practice squad) 9/6/20; Signed by Denver (active roster) 1/4/21; Signed by Denver (practice squad) 9/1/21; Signed by Denver (active roster) 1/7/22; Waived by Denver 8/30/22; Signed by Denver (practice squad) 8/31/22; Signed by Denver (active roster) 11/19/22; Waived by Denver 12/6/22; Signed by Denver (practice squad) 12/8/22; Signed by Denver (active roster) 12/10/22.



2022: Bailey played in a career-high eight games and made his first career start at LG, totaling 162 offensive snaps and 29 special-teams snaps... Spent the first seven weeks of the season on Denver's practice squad before being promoted to the active roster... Played in eight of the last nine games of the season, including making his first career start at LG in Week 18 vs. LAC (1/8).

2021: Bailey appeared in four games, playing a combined 55 snaps on offense and special teams... Made his season debut in Week 10 vs. Phi. (11/14)... Also saw action vs. LAC (11/28), at LAC (1/2) and vs. K.C. (1/8).

2020: Bailey spent the 2020 campaign primarily on the Broncos' practice squad, playing in one regular-season contest... Elevated to the active roster on Nov. 14 and saw action vs. L.V. (11/15).

2019: Bailey, who entered the NFL as a college free agent with Denver on April 30, appeared in one game with the Broncos... Spent time on Denver's practice squad before being signed to the active roster on Dec. 24... Made his NFL debut vs. Oak. (12/29).

COLLEGE: Bailey appeared in 43 games (34 starts) during his five seasons at Arizona State University... Earned All-PAC 12 Conference honorable mention honors as a redshirt senior after opening all 13 games at right tackle and being credited with just one sack allowed... Opened 21-of-25 games played at right tackle between 2016-17 after playing five games as a reserve guard during his redshirt freshman season.

PERSONAL: Bailey attended Higley High School in Gilbert, Ariz., where he earned first-team Arizona All-State Division III honors from the *Arizona Republic* as a senior... Quinn Bailey was born on Oct. 18, 1995 in Gilbert, Ariz.

BAILEY'S REGULAR SEASON RECORD

Year	Club	G	S
2019	Denver	1	0
2020	Denver	1	0
2021	Denver	4	0
2022	Denver	8	1
CAREER TOTALS		14	1

**ESSANG BASSEY****34****CORNERBACK****5-10 • 190 • 4TH YR. • WAKE FOREST****BORN:** Aug. 12, 1998, in Columbus, Ga.**HIGH SCHOOL:** Columbus (Ga.) High School**ACQUIRED:** Waivers (L.A. Chargers), 2022**NFL YEAR:** 4th • **YEAR WITH BRONCOS:** 4th**NFL GAMES PLAYED/STARTED:** 28/3**BASSEY AT A GLANCE:**

- A fourth-year cornerback from Wake Forest University who became Denver's 24th college free agent since 1997 to make the 2020 Week 1 active roster out of training camp.
- Played 28 career regular-season games (3 starts) with the Broncos (2020-22) and L.A. Chargers (2021), recording 34 tackles (28 solo), one interception (26 yds.), four passes defended and one fumble recovery.
- Played in 14 games after returning to Denver in 2022, totaling 11 tackles (7 solo) and two passes defended.
- Saw action in 12 games (3 starts) in his rookie season, collecting 22 tackles (20 solo), one interception (26 yds.), two passes defended, one fumble recovery and one special-teams stop before sustaining a season-ending knee injury in Week 13 at Kansas City.
- Appeared in 52 games during his collegiate career at Wake Forest, totaling 228 career tackles (162 solo), five interceptions (31 yds., 1 TD), one sack (8 yds.), 50 passes defended, one forced fumble and three fumble recoveries.
- Elected team captain and received first-team All-State Class 5-A honors by the *Columbus Ledger-Enquirer*, *Atlanta Journal-Constitution* and Georgia Sports Writers Association at Columbus (Ga.) High School.
- Entered the NFL with Denver as a college free agent on April 26, 2020.

CAREER TRANSACTIONS: Signed by Denver as a college free agent 4/26/20; Waived by Denver 12/18/21; Acquired by LAC via waivers (Den.) 12/20/21; Waived by LAC 1/8/22; Acquired by Denver via waivers (LAC) 2/15/22; Waived by Denver 9/1/22; Signed by Denver (practice squad) 9/5/22; Signed by Denver (active roster) 9/14/22; Re-Signed by Denver 3/22/23.



2022: Bassey played in 14 games after returning to Denver, totaling 11 tackles (7 solo) and two passes defended... Posted two tackles (1 solo) and one pass defended along with two special-teams tackles at Ten. (11/13)... Made three solo tackles at Bal. (12/4)... Produced three tackles (1 solo) and a pass defended vs. LAC (1/8).

2021: Bassey spent the first nine weeks of the NFL season on the reserve/physically unable to perform while recovering from a season-ending knee injury suffered the season before... Activated from the reserve/PUP list on Nov. 13... Appeared in his first game action for the Broncos vs. LAC (11/28)... Acquired by the Chargers via waivers (12/20)... Made his Chargers debut, recording one solo tackle at Hou. (12/26).

2020: Bassey, who entered the NFL with Denver as a college free agent, appeared in 12 games (3 starts) with the Broncos, finishing with 22 tackles (20 solo), one interception (26 yds.), two passes defended, one fumble recovery and one special-teams stop before sustaining a season-ending knee injury (ACL) in Week 13 at K.C. (12/6)... Recorded a career-high five tackles (all solo) in his NFL debut vs. Ten. (9/14)... Made his first career start at NYJ (10/1) and recorded three solo tackles... Posted his first career special-teams tackle at N.E. (10/18)... Garnered his first career fumble recovery vs. K.C. (10/25)... Notched four solo tackles and registered his first career pass defended at Atl. (11/8)... Collected his first career interception (26 yds.) and added a pass defended vs. N.O. (11/29).

COLLEGE: Bassey appeared in 52 games with Wake Forest, finishing his career with 228 career tackles (162 solo), five interceptions (31 yds., 1 TD), one sack (8 yds.), 50 passes defended, one forced fumble and three fumble recoveries... Elected as a team captain for the 2019 season... Finished his senior season with 60 tackles (41 solo), one interception (1 yd.), 11 passes defended and one fumble recovery... Earned second-team All-ACC honors in 2018 after recording 74 tackles (53 solo), one sack (8 yds.), one interception, 16 passes defended and one fumble recovery (51 yds.)... Started all 13 games played as a sophomore, totaling 75 tackles (52 solo), three interceptions (30 yds., 1 TD) and 19 passes defended... Earn honorable mention All-ACC recognition after ranking second in the conference in passes defended (19) in 2017... Named ACC Defensive Back of the Week at Boston College (9/9/17)... Saw action at corner and on special teams in all 13 games played as a true freshman.

PERSONAL: Bassey prepped at Columbus (Ga.) High School, where he was elected team captain and received first-team All-State Class 5-A honors by the *Columbus Ledger-Enquirer*, *Atlanta Journal-Constitution* and Georgia Sports Writers Association... Totaled 50 tackles, one interception and three fumble recoveries on defense as a senior, while also rushing for 536 yards with two touchdowns and recording 21 receptions for 577 yards with four touchdowns... Essang Bassey (pronounced: EE-sang BASS-ee) was born on Aug. 12, 1998 in Columbus, Ga.

BASSEY'S REGULAR SEASON RECORD

Year	Club	G	S	UT	A	TT	S-Yds.	I-Yds.	PD	FF	FR	TD-Int.	TD-FR	S	Pts.
2020	Denver	12	3	20	2	22	0-0	1-26	2	0	1	0	0	0	0
2021	Den./LAC	2	0	1	0	1	0-0	0-0	0	0	0	0	0	0	0
2022	Denver	14	0	7	4	11	0-0	0-0	2	0	0	0	0	0	0
CAREER TOTALS		28	3	28	6	34	0-0	1-26	4	0	1	0	0	0	0

ADDITIONAL STATISTICS: Special-teams tackles — 2020 (1), 2022 (4), TOTAL (5).

BASSEY'S SINGLE GAME HIGHS

(Postseason in parentheses)

Tackles — 5, vs. Tennessee, 9/14/20 (none). **Interceptions** — 1, vs. New Orleans, 11/29/20 (none). **Interception return yards** — 26, vs. New Orleans, 11/29/20 (none). **Passes Defensed** — 1, 4x, last: vs. L.A. Chargers, 1/8/23 (none). **Fumble Recoveries** — 1, vs. Kansas City, 10/25/20 (none). **Special-teams tackles** — 2, twice, last: at Tennessee, 11/13/22 (none).

ESSANG BASSEY'S CAREER GAME-BY-GAME

(Victories asterisked)

2020 DENVER (5-11)		TACKLES													
Date	Opponent	P/S	UT	A	TT	S-Yds.	I-Yds.	PD	FF	FR					
Sept 14	vs. Tennessee	P	5	0	5	0-0	0-0	0	0	0					
Sept 20	at Pittsburgh	P	1	0	1	0-0	0-0	0	0	0					
Sept 27	vs. Tampa Bay	P	0	0	0	0-0	0-0	0	0	0					
Oct 1	at N.Y. Jets*	S	3	0	3	0-0	0-0	0	0	0					
Oct 18	at New England*	P	0	0	0	0-0	0-0	0	0	0					
Oct 25	vs. Kansas City	P	0	0	0	0-0	0-0	0	0	1					
Nov 1	vs. L.A. Chargers*	P	2	0	2	0-0	0-0	0	0	0					
Nov 8	at Atlanta	P	4	0	4	0-0	0-0	1	0	0					
Nov 15	at Las Vegas	S	2	0	2	0-0	0-0	0	0	0					
Nov 22	vs. Miami*	P	2	1	3	0-0	0-0	0	0	0					
Nov 29	vs. New Orleans	P	1	1	2	0-0	1-26	1	0	0					
Dec 6	at Kansas City	S	0	0	0	0-0	0-0	0	0	0					
PLACED ON INJURED RESERVE ON DEC. 9															
Season Totals			12/3	20	2	22	0-0	1-26	2	0	1				

2021 DEN. (7-10) / LAC (9-8)		TACKLES													
Date	Opponent	P/S	UT	A	TT	S-Yds.	I-Yds.	PD	FF	FR					
RESERVE/PHYSICALLY UNABLE TO PERFORM															
Games 1-9															
Nov 14	vs. Philadelphia	INACTIVE													
Nov 28	vs. L.A. Chargers*	P	0	0	0	0-0	0-0	0	0	0					
Games 12-13															
INACTIVE															
ACQUIRED BY THE L.A. CHARGERS VIA WAIVERS (DEN.) ON DEC. 20															
Dec 26	at Houston	P	1	0	1	0-0	0-0	0	0	0					
Season Totals			2/0	1	0	1	0-0	0-0	0	0	0				

2022 DENVER (5-12)		TACKLES													
Date	Opponent	P/S	UT	A	TT	S-Yds.	I-Yds.	PD	FF	FR					
PRACTICE SQUAD															
Sept 12	at Seattle														
Sept 18	vs. Houston*	P	0	0	0	0-0	0-0	0	0	0					
Sept 25	vs. San Francisco*	P	0	0	0	0-0	0-0	0	0	0					
Oct 2	at Las Vegas	P	0	0	0	0-0	0-0	0	0	0					
Oct 6	vs. Indianapolis	P	0	1	1	0-0	0-0	0	0	0					
Oct 17	at L.A. Chargers	P	0	0	0	0-0	0-0	0	0	0					
Oct 23	vs. N.Y. Jets	INACTIVE													
Oct 30	at Jacksonville*	INACTIVE													
Nov 13	at Tennessee	P	1	1	2	0-0	0-0	1	0	0					
Nov 20	vs. Las Vegas	P	1	0	1	0-0	0-0	0	0	0					
Nov 27	at Carolina	P	1	0	1	0-0	0-0	0	0	0					
Dec 4	at Baltimore	P	3	0	3	0-0	0-0	0	0	0					
Dec 11	vs. Kansas City	P	0	0	0	0-0	0-0	0	0	0					
Dec 18	vs. Arizona*	P	0	0	0	0-0	0-0	0	0	0					
Dec 25	at L.A. Rams	P	0	0	0	0-0	0-0	0	0	0					
Jan 1	at Kansas City	P	0	0	0	0-0	0-0	0	0	0					
Jan 8	vs. L.A. Chargers*	P	1	2	3	0-0	0-0	1	0	0					
Season Totals			14/0	7	4	11	0-0	0-0	2	0	0				



GARETT BOLLES

72

TACKLE



6-5 • 300 • 7TH YR. • UTAH
BORN: May 27, 1992, in Walnut Creek, Calif.
HIGH SCHOOL: Westlake (Utah) High School
ACQUIRED: Draft #1 (20th overall), 2017
NFL YEAR: 7th • **YEAR WITH BRONCOS:** 7th
NFL GAMES PLAYED/STARTED: 82/82

BOLLES AT A GLANCE:

- A seventh-year left tackle who has started all 82 games played with Denver (2017-22).
- Garnered his first career All-Pro selection and was named to the Associated Press' All-Pro second team in 2020.
- Earned PFWA All-Rookie honors in 2017 after becoming the fifth rookie to start every game at left tackle in Broncos history since starting lineups were tracked beginning in 1968.
- Started all 13 games played at left tackle in his only season at the University of Utah in 2016 after beginning his collegiate career at Snow College.
- Named first-team All-Pac 12 Conference after playing 891 snaps for the Utes during his junior season in 2016.
- Selected by the Broncos in the first round (20th overall) of the 2017 NFL Draft.

72's TROPHY CASE

All-Pro (Second Team) 2020

CAREER TRANSACTIONS: Signed by Denver as a draft choice 5/11/17.



2022: Bolles played in 325 offensive snaps in the first five games of the season before being placed on injured reserve (leg) on Oct. 10 for the remainder of the year.

2021: Bolles logged the second-most offensive snaps among Broncos offensive linemen, playing 870 snaps while starting all 14 games he appeared in... Missed Weeks 9-10 and Week 12 due to injury.

2020: Bolles started all 15 games he appeared in, missing only Week 14 at Car. (12/13) due to an illness... Garnered his first career All-Pro selection and was named to the Associated Press' All-Pro second team... Participated in 94.3 percent (1,015-of-1,076) of the offensive snaps.

2019: Bolles started at left tackle in all 16 contests played for the third consecutive season... Participated in all of Denver's offensive snaps (1,025).

2018: Bolles opened all 16 games at left tackle for the second consecutive season... Was the only Broncos offensive lineman to start every game... Helped Denver's offense achieve the second-highest rushing average (4.85) in team history.

2017: Bolles opened all 16 games at left tackle to represent the fifth time in team history a rookie left tackle started every game since starting lineups were tracked beginning in 1968... Earned all-rookie honors from the PFWA... Was the sixth rookie to open the season at left tackle for the Broncos in Week 1 (vs. LAC).

COLLEGE: Bolles earned All-Pac 12 Conference first team honors in his only season with the University of Utah after opening all 13 games played (891 total snaps) at left tackle... Began his collegiate career at Snow College in Ephraim, Utah... Contributed to the Utes averaging close to 30 points per game and helped Utah's rushing offense rank third in the Pac-12 with 214.0 rushing yards per game... Earned NJCAA first-team All-American honors following his sophomore season at Snow College... Named the 2015 Western State Football League Offensive Player of the Year in addition to picking up All-WNFL first team honors... Helped Snow College finish No. 2 in the NJCAA rankings after winning the WSFL championship and Salt City Bowl.

PERSONAL: Bolles played on the offensive and defensive lines at Westlake (Utah) High School... Also competed in lacrosse... Lists Greg and Emily Freeman as guardians after moving in with the Freeman family during high school... Garrett Bolles (pronounced: BOWLS) was born on May 27, 1992, in Walnut Creek, Calif.

BOLLES AN IMMEDIATE STARTER AS A ROOKIE IN 2017

BRONCOS LEFT TACKLES TO START EVERY GAME AS A ROOKIE (SINCE 1968)

Year	Player
1974	Claudie Minor
1979	Dave Studdard
1992	Russell Freeman
2008	Ryan Clady
2017	Garrett Bolles

BOLLES' REGULAR SEASON RECORD

Year	Club	G	S
2017	Denver	16	16
2018	Denver	16	16
2019	Denver	16	16
2020	Denver	15	15
2021	Denver	14	14
2022	Denver	5	5
CAREER TOTALS		82	82

ADDITIONAL STATISTICS: Miscellaneous tackles — 2017 (3), 2018 (1), 2019 (2), 2020 (3), TOTAL (9).



NIK BONITTO

42

OUTSIDE LINEBACKER

6-3 • 240 • 2ND YR. • OKLAHOMA

BORN: Sept. 26, 1999, in Fort Lauderdale, Fla.

HIGH SCHOOL: St. Thomas Aquinas High School, Fort Lauderdale, Fla.

ACQUIRED: Draft #2 (64th overall), 2022

NFL YEAR: 2nd • **YEAR WITH BRONCOS:** 2nd

NFL GAMES PLAYED/STARTED: 15/1



BONITTO AT A GLANCE:

- A second-year outside linebacker who appeared in 15 games (1 start) with the Broncos in his rookie season in 2022, recording 13 tackles (5 solo), 1.5 sacks (13.5 yds.) and one forced fumble.
- Appeared in 39 career games (30 starts) over four seasons at the University of Oklahoma from 2018-21.
- Totaled 117 tackles (68 solo), 18.5 sacks (119 yds.), one interception, seven passes defended, one forced fumble and three fumble recoveries during collegiate career.
- Finished his collegiate career ranked 13th in school history—and third among linebackers—in career sacks (18.5).
- Garnered numerous awards and distinctions following the 2021 season, including Pro Football Focus 2021 Big 12 Defensive Player of the Year, second-team All-Big 12 honors and semifinalist recognition for the Chuck Bednarik Award.
- Started all 12 games played in 2021, recording 39 tackles (23 solo), seven sacks (39 yds.), one pass defended, one forced fumble and three fumble recoveries.
- Registered 32 tackles (18 solo), eight sacks (44 yds.) and two passes defended in 10 games played (all starts) in 2020.
- Appeared in 14 games—starting the final eight—in 2019, posting 43 tackles (25 solo), 3.5 sacks (36 yds.), one interception and four passes defended.
- Played three games and tallied three tackles in 2018 before being redshirted.
- Attended St. Thomas Aquinas High School in Fort Lauderdale, Fla., where he recorded over 140 tackles during his high school career to go along with 17 sacks, two interceptions, two forced fumbles and three fumble recoveries.
- Selected by the Broncos in the second round (64th overall) of the 2022 NFL Draft.

CAREER TRANSACTIONS: Signed by Denver as a draft choice 5/12/22.



2022: Bonitto appeared in 15 games (1 start) with the Broncos after being drafted in the second round (64th overall) of the 2022 NFL Draft, recording 13 tackles (5 solo), 1.5 sacks (13.5 yds.) and one forced fumble... Made his first career tackle in his NFL debut vs. S.F. (9/25)... Tallied his first career sack vs. NYJ (10/23), bringing down Jets QB Zach Wilson with the help of DL Mike Purcell... Tallied his first strip sack on Jaguars QB Trevor Lawrence and added two solo tackles at Jac. (10/30)... Made his first career start at K.C. (1/1).

COLLEGE: Bonitto totaled 117 tackles (68 solo), 18.5 sacks (119 yds.), one interception, seven passes defended, one forced fumble and three fumble recoveries during his career at Oklahoma... Awarded All-Big 12 second team honors after starting all 12 games played in 2021, recording 39 tackles (23 solo) seven sacks (39 yds.), one pass defended, one forced fumble and three fumble recoveries... Was a PFF first team selection and was a second-team Associated Press All American as a junior when he registered 32 tackles (18 solo), eight sacks (44 yds.), and two passes defended in 10 games played (all starts)... Appeared in all 14 games as a sophomore, starting the final eight... Totaled 43 tackles (25 solo), 3.5 sacks (36 yds.), one interception and four passes defended.

PERSONAL: Bonitto attended St. Thomas Aquinas High School in Fort Lauderdale, Fla., where he recorded over 140 tackles during his high school career to go along with 17 sacks, two interceptions, two forced fumbles and three fumble recoveries... Touted as ESPN's No. 197 overall recruit in the country and the seventh ranked outside linebacker... Named an Under Armour All-American... Majored in communication at Oklahoma... Nik Bonitto (pronounced: bo-NEE-toe) was born on Sept. 26, 1999 in Fort Lauderdale, Fla.

BONITTO'S REGULAR SEASON RECORD

Year	Club	G	S	UT	A	TT	S-Yds.	I-Yds.	PD	FF	FR	TD-Int.	TD-FR	S	Pts.
2022	Denver	15	1	5	8	13	1.5-13.5	0-0	0	1	0	0	0	0	0
CAREER TOTALS		15	1	5	8	13	1.5-13.5	0-0	0	1	0	0	0	0	0

ADDITIONAL STATISTICS: Special-teams tackles — 2022 (1), TOTAL (1).

NIK BONITTO'S CAREER GAME-BY-GAME

(Victories asterisked)

2022 DENVER (5-12)		TACKLES									
Date	Opponent	P/S	UT	A	TT	S-Yds.	I-Yds.	PD	FF	FR	
Sept 12	at Seattle					DID NOT PLAY					
Sept 18	vs. Houston*					INACTIVE					
Sept 25	vs. San Francisco*	P	1	0	1	0-0	0-0	0	0	0	
Oct 2	at Las Vegas	P	0	0	0	0-0	0-0	0	0	0	
Oct 6	vs. Indianapolis	P	0	1	1	0-0	0-0	0	0	0	
Oct 17	at L.A. Chargers	P	0	1	1	0-0	0-0	0	0	0	
Oct 23	vs. N.Y. Jets	P	0	1	1	0.5-0.5	0-0	0	0	0	
Oct 30	at Jacksonville*	P	2	0	2	1-13	0-0	0	1	0	
Nov 13	at Tennessee	P	1	1	2	0-0	0-0	0	0	0	
Nov 20	vs. Las Vegas	P	0	1	1	0-0	0-0	0	0	0	
Nov 27	at Carolina	P	1	0	1	0-0	0-0	0	0	0	
Dec 4	at Baltimore	P	0	0	0	0-0	0-0	0	0	0	
Dec 11	vs. Kansas City	P	0	1	1	0-0	0-0	0	0	0	
Dec 18	vs. Arizona*	P	0	1	1	0-0	0-0	0	0	0	
Dec 25	at L.A. Rams	P	0	1	1	0-0	0-0	0	0	0	
Jan 1	at Kansas City	S	0	0	0	0-0	0-0	0	0	0	
Jan 8	vs. L.A. Chargers*	P	0	0	0	0-0	0-0	0	0	0	
Season Totals			15/1	5	8	13	1.5-13.5	0-0	0	1	0



BARON BROWNING

56

OUTSIDE LINEBACKER

6-3 • 240 • 3RD YR. • OHIO STATE

BORN: Feb. 19, 1999, in Fort Worth, Texas

HIGH SCHOOL: Kennedale (Texas) High School

ACQUIRED: Draft #3b (105th overall), 2021

NFL YEAR: 3rd • **YEAR WITH BRONCOS:** 3rd

NFL GAMES PLAYED/STARTED: 28/17



BROWNING AT A GLANCE:

- A third-year outside linebacker who has appeared in 28 games (17 starts) for the Broncos from 2021-22, posting 81 tackles (46 solo), five sacks (32.5 yds.), one interception (-6 yds.), four passes defended and one fumble recovery.
- Started 8-of-14 games played in 2022, totaling 24 tackles (14 solo), a career-high five sacks (32.5 yds.), one interception (-6 yds.), two passes defended and a fumble recovery.
- Appeared in 14 games (9 starts) in his rookie season in 2021, totaling 57 tackles (32 solo) and two passes defended.
- Recorded 110 tackles (65 solo), seven sacks (37 yds.), three pass breakups, two forced fumbles and two fumble recoveries during his four collegiate seasons (2017-20) at Ohio State.
- Earned third-team All-Big Ten honors in 2020 after posting 30 tackles (20 solo), one sack (6 yds.), two pass breakups, two forced fumbles and two fumble recoveries in seven games played.
- Posted career bests in tackles (43), sacks (5) and sack yards (25) while adding one pass breakup in 12 games played in 2019.
- Appeared in 12 games (3 starts) in 2018, tallying 23 tackles (12 solo) and one sack (6 yds.).
- Saw action in 12 games during his true freshman season in 2017, collecting 14 tackles (7 solo).
- Prepped at Kennedale (Texas) High School, where he was a two-time first-team all-state honoree and the Associated Press 4A Defensive Player of the Year.
- Selected by the Broncos in the third round (105th overall) of the 2021 NFL Draft.

CAREER TRANSACTIONS: Signed by Denver as a draft choice 7/23/21.

Staff/Coaches Players Foster Breakdown 2022 Season History/Results Year-by-Year Stats Postseason Records Honors Miscellaneous

2022: Browning played in 14 games (8 starts), totaling a career-high five sacks (32.5 yds.), one interception (-6 yds.), two passes defended, a fumble recovery and 24 tackles (14 solo)... Tallied the first sacks of his career, bringing down Colts QB Matt Ryan for 1.5 sacks (13.5 yds.) along with five tackles (2 solo) and six QB hits vs. Ind. (10/6)... Notched a sack and an interception against Chargers QB Justin Herbert at LAC (10/17), becoming the first Bronco since OLB Von Miller in 2018 to do so... Sacked Ravens QB Tyler Huntley (6 yds.) and nabbed two tackles (1 solo) at Bal. (12/4)... Posted a sack with an assist by DL DeShawn Williams vs. Ari. (12/18)... Nabbed his fifth sack of the season (5 yds.) and made three solo tackles vs. LAC (1/8).

2021: Browning, who was selected by Denver in the third round (105th overall) of the 2021 NFL Draft, appeared in 14 games (9 starts) during his rookie campaign, posting 57 tackles (32 solo) and two passes defended... Made his NFL debut in Week 1 at NYG (9/12)... Recorded one special-teams tackle at Pit. (10/10)... Made first career start, recording a team-leading and eight tackles (5 solo) vs. Was. (10/31)... Added six tackles (4 solo) at Dal. (11/7)... Notched his first career pass breakup and added seven tackles (5 solo) vs. LAC (11/28)... Totaled eight tackles (7 solo) at K.C. (12/5)... Led the team with a career-high 10 defensive stops (6 solo) vs. Cin. (12/19)... Had nine tackles (1 solo) at L.V. (12/26)... Registered his second career pass defended and added five tackles (3 solo) vs. K.C. (1/8).

COLLEGE: Browning appeared in 43 games (9 starts) over his four seasons (2017-20) at Ohio State, totaling 110 tackles (65 solo), seven sacks (37 yds.), three pass breakups, two forced fumbles and two fumble recoveries... Started 6-of-7 games played in 2020, finishing his senior season with 30 tackles (20 solo), one sack (6 yds.), two pass breakups, two forced fumbles and two fumble recoveries... Earned third-team All-Big Ten honors following his senior season... Played in 12-of-14 games as a junior in 2019, recording career bests in tackles (43), sacks (5) and sack yards (25) while adding one pass breakup... Collected 23 tackles (12 solo) and one sack (6 yds.) in 12 games (3 starts) played during his sophomore season in 2018... Appeared in 12 games during his true freshman season in 2016, nabbing 14 tackles (7 solo).

PERSONAL: Browning attended Kennedale (Texas) High School, where he was a two-time first-team All-State honoree and the Associated Press Defensive Player of the Year... Named a U.S. Army All-American and a finalist for the 2016 high school Butkus Award which is given to the nation's top linebacker... Tallied 81 tackles and 10 pass breakups as a senior while leading the team an 11-4 record and the Texas 4A state semifinals for the first time in school history... Also named to the *Fort Worth Star Telegram* all-area team following his senior campaign... Baron Browning was born on Feb. 19, 1999 in Fort Worth, Texas.

BROWNING'S REGULAR SEASON RECORD

Year	Club	G	S	UT	A	TT	S-Yds.	I-Yds.	PD	FF	FR	TD-Int.	TD-FR	S	Pts.
2021	Denver	14	9	32	25	57	0-0	0-0	2	0	0	0	0	0	0
2022	Denver	14	8	14	10	24	5.0-32.5	1--6	2	0	1	0	0	0	0
CAREER TOTALS		28	17	46	35	81	5.0-32.5	1--6	4	0	1	0	0	0	0

ADDITIONAL STATISTICS: Special-teams tackles — 2021 (1), TOTAL (1).

BROWNING'S SINGLE-GAME HIGHS

(Postseason in parentheses)

Tackles — 10, vs. Cincinnati, 12/19/21 (none). **Sacks** — 1.5, vs. Indianapolis, 10/6/22 (none). **Sack yards** — 13.5, vs. Indianapolis, 10/6/22 (none). **Interceptions** — 1, at L.A. Chargers, 10/17/22 (none). **Pass defended** — 2, at L.A. Chargers, 10/17/22 (none). **Fumble Recoveries** — 1, at L.A. Chargers, 10/17/22 (none).

BARON BROWNING'S CAREER GAME-BY-GAME

(Victories asterisked)

2021 DENVER (7-10)		TACKLES									
Date	Opponent	P/S	UT	A	TT	S-Yds.	I-Yds.	PD	FF	FR	
Sept 12	at N.Y. Giants*	P	0	0	0	0-0	0-0	0	0	0	
Sept 19	at Jacksonville*	P	0	0	0	0-0	0-0	0	0	0	
Sept 26	vs. N.Y. Jets*	P	0	0	0	0-0	0-0	0	0	0	
Oct 3	vs. Baltimore		INACTIVE								
Oct 10	at Pittsburgh	P	0	0	0	0-0	0-0	0	0	0	
Oct 17	vs. Las Vegas	P	0	0	0	0-0	0-0	0	0	0	
Oct 21	at Cleveland		INACTIVE								
Oct 31	vs. Washington*	S	5	3	8	0-0	0-0	0	0	0	
Nov 7	at Dallas*	S	4	2	6	0-0	0-0	0	0	0	
Nov 14	vs. Philadelphia	S	0	1	1	0-0	0-0	0	0	0	
Nov 28	vs. L.A. Chargers*	S	5	2	7	0-0	0-0	1	0	0	
Dec 5	at Kansas City	S	7	1	8	0-0	0-0	0	0	0	
Dec 12	vs. Detroit*	S	1	2	3	0-0	0-0	0	0	0	
Dec 19	vs. Cincinnati	S	6	4	10	0-0	0-0	0	0	0	
Dec 26	at Las Vegas	S	1	8	9	0-0	0-0	0	0	0	
Jan 2	at L.A. Chargers		RESERVE/COVID-19								
Jan 8	vs. Kansas City	S	3	2	5	0-0	0-0	1	0	0	
Season Totals			14/9	32	25	57	0-0	0-0	2	0	0

2022 DENVER (5-12)		TACKLES									
Date	Opponent	P/S	UT	A	TT	S-Yds.	I-Yds.	PD	FF	FR	
Sept 12	at Seattle	P	1	0	1	0-0	0-0	0	0	0	
Sept 18	vs. Houston*	P	0	0	0	0-0	0-0	0	0	0	
Sept 25	vs. San Francisco*	P	0	0	0	0-0	0-0	0	0	0	
Oct 2	at Las Vegas	P	1	1	2	0-0	0-0	0	0	0	
Oct 6	vs. Indianapolis	P	2	3	5	1.5-13.5	0-0	0	0	0	
Oct 17	at L.A. Chargers	S	3	0	3	1-7	1-6	2	0	1	
Oct 23	vs. N.Y. Jets	S	0	0	0	0-0	0-0	0	0	0	
Oct 30	at Jacksonville*					INACTIVE					
Nov 13	at Tennessee					INACTIVE					
Nov 20	vs. Las Vegas	S	2	2	4	0-0	0-0	0	0	0	
Nov 27	at Carolina	S	0	1	1	0-0	0-0	0	0	0	
Dec 4	at Baltimore	S	1	1	2	1-6	0-0	0	0	0	
Dec 11	vs. Kansas City	S	0	1	1	0-0	0-0	0	0	0	
Dec 18	vs. Arizona*	S	0	1	1	0.5-1	0-0	0	0	0	
Dec 25	at L.A. Rams	S	1	0	1	0-0	0-0	0	0	0	
Jan 1	at Kansas City					INACTIVE					
Jan 8	vs. L.A. Chargers*	P	3	0	3	1-5	0-0	0	0	0	
Season Totals			14/8	14	10	24	5.0-32.5	1--6	2	0	1



MICHAEL BURTON

20

FULLBACK

5-11 • 242 • 9TH YR. • RUTGERS

BORN: Feb. 1, 1992, in Long Valley, N.J.

HIGH SCHOOL: West Morris Central High School, Chester, N.J.

ACQUIRED: Unrestricted Free Agent (Kansas City), 2023

NFL YEAR: 9th • **YEAR WITH BRONCOS:** 1st

NFL GAMES PLAYED/STARTED: 113/17 • **POSTSEASON GP/GS:** 9/0

BURTON AT A GLANCE:

- A ninth-year fullback from Rutgers University who has appeared in 113 games (17 starts) and nine postseason contests with Detroit (2015-16), Chicago (2017-18), Washington (2019), New Orleans (2020) and Kansas City (2021-22).
- Recorded 28 rushes for 62 yards (2.2 avg.) with one touchdown in his career to go along with 18 receptions for 123 yards (6.8 avg.) with one score as well as 26 special-teams tackles.
- Helped Kansas City defeat Philadelphia in Super Bowl LVII after playing in all 17 games in 2022, making eight tackles on 238 regular-season special-teams snaps.
- Made 16 appearances in 2021 with the Chiefs, totaling career highs in rushes (8), rushing yards (26) and posting his first career rushing touchdown while also totaling five special-teams tackles.
- Rushed seven times for 18 yards (2.6 avg.) and caught four passes for 28 yards (7.0 avg.) in 15 games (4 starts) in 2020 with New Orleans.
- Made six special-teams tackles in 10 games (2 starts) in 2019 with Washington.
- Logged three special-teams tackles and caught six passes for 39 yards (6.5 avg.) with a touchdown during his rookie season with Detroit.
- Walked on at Rutgers University (2010-14), appearing in 42 games (27 starts) and totaling 116 yards career rushing yards on 22 carries (5.3 avg.) while also posting 401 yards receiving on 47 receptions (8.5 avg.) with three touchdowns.
- Attended West Morris Central High School in Chester, N.J., where he was named first-team All-State, all-group III and Morris County Player of the Year by the *Star-Ledger*.
- Selected by Detroit in the fifth round (168th overall) of the 2015 NFL Draft.
- Signed by Denver as an unrestricted free agent (K.C.) on March 15, 2023.

CAREER TRANSACTIONS: Signed by Detroit as a draft pick 5/7/15; Waived by Detroit 5/30/17; Acquired by Chicago via waivers 5/31/17; Signed by New Orleans 5/13/19; Released by New Orleans 8/31/19; Signed by Washington 10/15/19; Signed by New Orleans 3/20/20; Signed by Kansas City 4/5/21; Re-signed by Kansas City 3/21/22; Signed by Denver 3/17/23.

2020: Burton played in all 17 games, rushing five times for seven yards (1.4 avg.) and catching two passes for 11 yards (5.5 avg.)... Also made eight tackles on 238 special-teams snaps during the regular season and totaled two special-teams tackles in the postseason... Helped lead Kansas City to its win over Philadelphia in Super Bowl LVII... Had a six-yard rush vs. LAC (9/15)... Totaled one special-teams tackle in each of the first three games of the season... Made one special-teams tackle vs. Jac. (1/21) and vs. Phi. (2/12) in the post-season for Kansas City.

2021: Burton made 16 appearances in his first season with the Chiefs, totaling career highs in rushes (8), rushing yards (26) and posting his first career rushing touchdown... Also caught three passes for 31 yards (10.3 avg.) and made five special-teams tackles on 207 special-teams snaps... Rushed twice for four yards (2.0 avg.) in the Chiefs' three postseason games... Made an 11-yard catch at Bal. (9/19)... Rushed for a season-high seven yards on one carry and scored his first career rushing touchdown at LAC (12/16)... Also caught two passes for a career-high 20 yards in that game... Rushed once for three yards in the Chiefs' AFC Wild Card win vs. Pit. (1/16).

2020: Burton rushed seven times for 18 yards (2.6 avg.) and caught four passes for 28 yards (7.0 avg.) in 15 games (4 starts) with New Orleans... Also made one special-teams tackle during the regular-season... Produced two catches for 15 yards (7.5 avg.) in two postseason games with the Saints... Made a special-teams tackle at Chi. (11/1)... Caught a 12-yard pass at T.B. (11/8)... Made one catch for nine yards vs. K.C. (12/20)... Rushed twice for 10 yards (5.0 avg.) vs. Min. (12/25)... Caught two passes for 15 yards (7.5 avg.) in the Saints' NFC Wild Card Game win vs. Chi. (1/10).

2019: Burton played in 10 games (2 starts), recording six special-teams tackles... Signed with Washington before their Week 7 game vs. S.F. (10/20)... Made a career-high three special-teams tackles vs. NYJ (11/17)... Had another two tackles on special teams vs. Det. (11/24)... Made one special-teams tackle in his last game of the year at Dal. (12/29).

2018: Burton caught one pass for six yards along with one tackle on 50 special-teams snaps in the eight games (1 start)... Made one catch for six yards at G.B. (9/9)... Totaled one special-teams take down at NYG (12/2).

2017: Burton started 3-of-16 games in his first season with Chicago, logging four rushes for nine yards (2.3 avg.), two catches for eight yards (4.0 avg.) and one special-teams tackle... Rushed for seven yards on one carry vs. Atl. (9/10)... Caught an eight-yard pass at Bal. (10/15).

2016: Burton made 15 appearances with Detroit, totaling one special-teams tackle on 115 snaps on special teams... Recorded a tackle on special-teams at Min. (11/6).

2015: Burton appeared in 16 games (7 starts) after being drafted in the fifth round (168th overall) by Detroit during his rookie year... Totaled six receptions for 39 yards (6.5 avg.) with a touchdown along with three special-teams tackles on 186 special-teams snaps... Made his NFL debut and started his first career game at S.D. (9/13)... Recorded his first career rush of two yards at Min. (9/20)... Caught his first pass for three yards at Sea. (10/5)... Made his first career special-teams tackle vs. Min. (10/25)... Recorded his first career touchdown while making two receptions for 10 yards (5.0 avg.) at N.O. (12/21).

COLLEGE: Burton walked on at Rutgers University (2010-14), appearing in 42 games (27 starts) and totaling 116 yards career rushing yards on 22 carries... Also recorded 401 yards receiving on 47 receptions with three touchdowns... Caught at least one pass in 11 games during his senior season... Earned the Paul Robeson award as a senior, which is presented annually to the individual whose performance, leadership and dedication on and off the field during his career had the greatest impact on Rutgers football... Was also named the winner of the Offensive Swarm and Finish award, which is given to the player who exemplified the type of consistent effort and intensity in best representing the Rutgers' mantra to swarm and finish ... Transitioned from running back to full back during the 2011 season.

PERSONAL: Burton attended West Morris Central High School in Chester, N.J., where he was named first-team All-State, all-group III and Morris County Player of the Year by the *Star-Ledger*... Owns the school career rushing mark with 3,332 yards, single-season all-purpose yardage record (2,376), career all-purpose mark (4,498), single-game touchdown mark (5), career touchdown record (51), single-game points mark (36) and career points record (343)... Rushed for a school-record 1,769 yards on 200 carries with 20 touchdowns during his senior season... Led the Wolfpack to a 10-2 record and a state title in 2009... Michael Burton was born on Feb. 1, 1992 in Long Valley, N.J.

BURTON'S REGULAR SEASON RECORD

Year	Club	RUSHING						RECEIVING						SCORING						
		G	S	No.	Yds.	Avg.	LG	TD	No.	Yds.	Avg.	LG	TD	TD	TDRu	TDre	TDrt	2pt	Pts.	
2015	Detroit	16	7	4	2	0.5	2	0	6	39	6.5	12	1	1	0	1	0	0	0	6
2016	Detroit	15	0	0	0	—	—	0	0	0	—	0	0	0	0	0	0	0	0	
2017	Chicago	16	3	4	9	2.3	7	0	2	8	4.0	8	0	0	0	0	0	0	0	
2018	Chicago	8	1	0	0	—	—	0	1	6	6.0	6	0	0	0	0	0	0	0	
2019	Washington 10	2	0	0	0	—	—	0	0	0	—	0	0	0	0	0	0	0	0	
2020	New Orleans 15	4	7	18	2.6	7	0	4	28	7.0	12	0	0	0	0	0	0	0	0	
2021	Kansas City 16	0	8	26	3.3	7t	1	3	31	10.3	20	0	1	1	0	0	0	0	6	
2022	Kansas City 17	0	5	7	1.4	6	0	2	11	5.5	9	0	0	0	0	0	0	0	0	
Career Totals	113	17	28	62	2.2	7	1	18	123	6.8	20	1	2	1	1	0	0	0	12	

ADDITIONAL STATISTICS: Special-teams tackles — 2015 (3), 2016 (1), 2017 (1), 2018 (1), 2019 (6), 2020 (1), 2021 (5), 2022 (8), TOTAL (26). Miscellaneous tackles — 2015 (1), TOTAL (1).

BURTON'S POSTSEASON RECORD

Year	Club	G	S	RUSHING				RECEIVING				SCORING							
				No.	Yds.	Avg.	LG	TD	No.	Yds.	Avg.	LG	TD	TD	TDru	TDre	TDrt	2pt	Pts.
2018	Chicago	1	0	0	0	—	—	0	0	0	—	—	0	0	0	0	0	0	0
2020	New Orleans	2	0	0	0	—	—	0	2	15	7.5	9	0	0	0	0	0	0	0
2021	Kansas City	3	0	2	4	2.0	3	0	0	0	—	—	0	0	0	0	0	0	0
2022	Kansas City	3	0	0	0	—	—	0	0	0	—	—	0	0	0	0	0	0	0
Career Totals		9	0	2	4	2.0	3	0	2	15	7.5	9	0	0	0	0	0	0	0

ADDITIONAL STATISTICS: *Special-teams tackles — 2022 (2), TOTAL (2).*

BURTON'S SINGLE-GAME HIGHS

(Postseason in parentheses)

Rushes — 2, twice, last: vs. Minnesota, 12/25/20 (1, twice, last: vs. Cincinnati, 1/30/22). **Rushing yards** — 10, vs. Minnesota, 12/25/20 (3, vs. Pittsburgh, 1/16/22). **Longest rush** — 7, 3x, last: at L.A. Chargers, 12/16/21 (3, vs. Pittsburgh, 1/16/22). **Rushing touchdowns** — 1, at L.A. Chargers, 12/16/21 (None). **Receptions** — 2, twice, last: at L.A. Chargers, 12/16/21 (2, vs. Chicago, 1/10/21). **Receiving yards** — 20, at L.A. Chargers, 12/16/21 (15, vs. Chicago, 1/10/21). **Longest reception** — 20, at L.A. Chargers, 12/16/21 (9, vs. Chicago, 1/10/21). **Receiving touchdowns** — 1, at New Orleans, 12/21/15 (None). **Total touchdowns** — 1, twice, last: at L.A. Chargers, 12/16/21 (None). **Special-teams tackles** — 3, vs. N.Y. Jets, 11/17/19 (1, twice, last: vs. Philadelphia, 2/12/23).

MICHAEL BURTON'S CAREER GAME-BY-GAME

(Victories asterisked)

2015 DETROIT (7-9)		P/S	RUSHING				RECEIVING				SCORING			
Date	Opponent		No.	Yds.	Avg.	LG	TD	No.	Yds.	Avg.	LG	TD	2pt.	Pts.
Sept 13	at San Diego	S	0	0	—	—	0	0	0	—	—	0	0	0
Sept 20	at Minnesota	S	1	2	2.0	2	0	0	0	—	—	0	0	0
Sept 27	vs. Denver	S	0	0	—	—	0	0	0	—	—	0	0	0
Oct 5	at Seattle	S	1	0	0.0	0	0	1	3	3.0	3	0	0	0
Oct 11	vs. Arizona	S	0	0	—	—	0	1	6	6.0	6	0	0	0
Oct 18	vs. Chicago*	P	0	0	—	—	0	0	0	—	—	0	0	0
Oct 25	vs. Minnesota	S	1	0	0.0	0	0	0	0	—	—	0	0	0
Nov 1	at Kansas City	P	0	0	—	—	0	0	0	—	—	0	0	0
Nov 15	at Green Bay*	P	1	0	0.0	0	0	0	0	—	—	0	0	0
Nov 22	vs. Oakland*	P	0	0	—	—	0	0	0	—	—	0	0	0
Nov 26	vs. Philadelphia*	P	0	0	—	—	0	0	0	—	—	0	0	0
Dec 3	vs. Green Bay	P	0	0	—	—	0	0	0	—	—	0	0	0
Dec 13	at St. Louis	S	0	0	—	—	0	1	12	12.0	12	0	0	0
Dec 21	at New Orleans*	P	0	0	—	—	0	2	10	5.0	6	1	0	6
Dec 27	vs. San Francisco*	P	0	0	—	—	0	0	0	—	—	0	0	0
Jan 3	at Chicago*	P	0	0	—	—	0	1	8	8.0	8	0	0	0
Season Totals		16/7	4	2	0.5	2	0	6	39	6.5	12	1	0	6

2016 DETROIT (9-7)		P/S	RUSHING				RECEIVING				SCORING			
Date	Opponent		No.	Yds.	Avg.	LG	TD	No.	Yds.	Avg.	LG	TD	2pt.	Pts.
Sept 11	at Indianapolis*	P	0	0	—	—	0	0	0	—	—	0	0	0
Sept 18	vs. Tennessee	P	0	0	—	—	0	0	0	—	—	0	0	0
Sept 25	at Green Bay	P	0	0	—	—	0	0	0	—	—	0	0	0
Oct 2	at Chicago	P	0	0	—	—	0	0	0	—	—	0	0	0
Oct 9	vs. Philadelphia*	P	0	0	—	—	0	0	0	—	—	0	0	0
Oct 16	vs. L.A. Rams*	P	0	0	—	—	0	0	0	—	—	0	0	0
Oct 23	vs. Washington*	P	0	0	—	—	0	0	0	—	—	0	0	0
Oct 30	at Houston	P	0	0	—	—	0	0	0	—	—	0	0	0
Nov 6	at Minnesota*	P	0	0	—	—	0	0	0	—	—	0	0	0
Nov 20	vs. Jacksonville*	P	0	0	—	—	0	0	0	—	—	0	0	0
Nov 24	vs. Minnesota*	P	0	0	—	—	0	0	0	—	—	0	0	0
Dec 4	at New Orleans*	P	0	0	—	—	0	0	0	—	—	0	0	0
Dec 11	vs. Chicago*	P	0	0	—	—	0	0	0	—	—	0	0	0
Dec 18	at N.Y. Giants	P	0	0	—	—	0	0	0	—	—	0	0	0
Dec 26	at Dallas	P	0	0	—	—	0	0	0	—	—	0	0	0
Jan 1	vs. Green Bay													
Season Totals		15/0	0	0	—	—	0	0	0	—	—	0	0	0

2017 CHICAGO (5-11)		RUSHING					RECEIVING					SCORING		
Date	Opponent	P/S	No.	Yds.	Avg.	LG	TD	No.	Yds.	Avg.	LG	TD	2pt.	Pts.
Sept 10	vs. Atlanta	P	1	7	7.0	7	0	0	0	—	—	0	0	0
Sept 17	at Tampa Bay	S	0	0	—	—	0	0	0	—	—	0	0	0
Sept 24	vs. Pittsburgh*	P	0	0	—	—	0	0	0	—	—	0	0	0
Sept 28	at Green Bay	P	0	0	—	—	0	0	0	—	—	0	0	0
Oct 9	vs. Minnesota	P	0	0	—	—	0	0	0	—	—	0	0	0
Oct 15	at Baltimore*	P	0	0	—	—	0	1	8	8.0	8	0	0	0
Oct 22	vs. Carolina*	P	0	0	—	—	0	0	0	—	—	0	0	0
Oct 29	at New Orleans	P	0	0	—	—	0	0	0	—	—	0	0	0
Nov 12	vs. Green Bay	S	0	0	—	—	0	0	0	—	—	0	0	0
Nov 19	vs. Detroit	P	0	0	—	—	0	0	0	—	—	0	0	0
Nov 26	at Philadelphia	P	0	0	—	—	0	0	0	—	—	0	0	0
Dec 3	vs. San Francisco	S	0	0	—	—	0	0	0	—	—	0	0	0
Dec 10	at Cincinnati*	P	1	0	0.0	0	0	0	0	—	—	0	0	0
Dec 16	at Detroit	P	1	2	2.0	2	0	0	0	—	—	0	0	0
Dec 24	vs. Cleveland*	P	0	0	—	—	0	0	0	—	—	0	0	0
Dec 31	at Minnesota	P	1	0	0.0	0	0	1	0	0.0	0	0	0	0
Season Totals			16/3	4	9	2.3	7	0	2	8	4.0	8	0	0

2018 CHICAGO (12-4)		RUSHING					RECEIVING					SCORING		
Date	Opponent	P/S	No.	Yds.	Avg.	LG	TD	No.	Yds.	Avg.	LG	TD	2pt.	Pts.
Sept 9	at Green Bay	S	0	0	—	—	0	1	6	6.0	6	0	0	0
Sept 17	vs. Seattle*													
Sept 23	at Arizona*	P	0	0	—	—	0	0	0	—	—	0	0	0
Sept 30	vs. Tampa Bay*	P	0	0	—	—	0	0	0	—	—	0	0	0
Games 5-7														
Nov 4	at Buffalo*	P	0	0	—	—	0	0	0	—	—	0	0	0
Nov 11	vs. Detroit*	P	0	0	—	—	0	0	0	—	—	0	0	0
Nov 18	vs. Minnesota*													
Nov 22	at Detroit*													
Dec 2	at N.Y. Giants	P	0	0	—	—	0	0	0	—	—	0	0	0
Dec 9	vs. L.A. Rams*	P	0	0	—	—	0	0	0	—	—	0	0	0
Dec 16	vs. Green Bay*													
Dec 23	at San Francisco*	P	0	0	—	—	0	0	0	—	—	0	0	0
Dec 30	at Minnesota*													
Season Totals			8/1	0	0	—	—	0	1	6	6.0	6	0	0
Jan 6	vs. Philadelphia§	P	0	0	—	—	0	0	0	—	—	0	0	0
Postseason Totals			1/0	0	0	—	—	0	0	—	—	0	0	0

§NFC Wild Card Game

2019 WASHINGTON (3-13)		RUSHING					RECEIVING					SCORING		
Date	Opponent	P/S	No.	Yds.	Avg.	LG	TD	No.	Yds.	Avg.	LG	TD	2pt.	Pts.
Games 1-6														
Oct 20	vs. San Francisco	P	0	0	—	—	0	0	0	—	—	0	0	0
Oct 24	at Minnesota	P	0	0	—	—	0	0	0	—	—	0	0	0
Nov 3	at Buffalo	P	0	0	—	—	0	0	0	—	—	0	0	0
Nov 17	vs. N.Y. Jets	P	0	0	—	—	0	0	0	—	—	0	0	0
Nov 24	vs. Detroit*	S	0	0	—	—	0	0	0	—	—	0	0	0
Dec 1	at Carolina*	P	0	0	—	—	0	0	0	—	—	0	0	0
Dec 8	at Green Bay	S	0	0	—	—	0	0	0	—	—	0	0	0
Dec 15	vs. Philadelphia	P	0	0	—	—	0	0	0	—	—	0	0	0
Dec 22	vs. N.Y. Giants	P	0	0	—	—	0	0	0	—	—	0	0	0
Dec 29	at Dallas	P	0	0	—	—	0	0	0	—	—	0	0	0
Season Totals			10/2	0	0	—	—	0	0	—	—	0	0	0

2020 NEW ORLEANS (12-4)		RUSHING					RECEIVING					SCORING		
Date	Opponent	P/S	No.	Yds.	Avg.	LG	TD	No.	Yds.	Avg.	LG	TD	2pt.	Pts.
Sept 13	vs. Tampa Bay*	P	0	0	—	—	0	0	0	—	—	0	0	0
Sept 21	at Oakland	P	0	0	—	—	0	0	0	—	—	0	0	0
Sept 27	vs. Green Bay	S	0	0	—	—	0	0	0	—	—	0	0	0
Oct 4	at Detroit*	P	1	4	4.0	4	0	1	3	3.0	3	0	0	0
Oct 12	vs. L.A. Chargers*	S	2	2	1.0	2	0	0	0	—	—	0	0	0
Oct 25	vs. Carolina*	P	0	0	—	—	0	0	0	—	—	0	0	0
Nov 1	at Chicago*	S	1	1	1.0	1	0	0	0	—	—	0	0	0
Nov 8	at Tampa Bay*	S	1	1	1.0	1	0	1	12	12.0	12	0	0	0
Nov 15	vs. San Francisco*	P	0	0	—	—	0	0	0	—	—	0	0	0
Nov 22	vs. Atlanta*	P	0	0	—	—	0	0	0	—	—	0	0	0
Nov 29	at Denver*	P	0	0	—	—	0	0	0	—	—	0	0	0
Dec 6	at Atlanta*	P	0	0	—	—	0	0	0	—	—	0	0	0
Dec 13	at Philadelphia	P	0	0	—	—	0	0	0	—	—	0	0	0
Dec 20	vs. Kansas City	P	0	0	—	—	0	1	9	9.0	9	0	0	0
Dec 25	vs. Minnesota*	P	2	10	5.0	7	0	1	4	4.0	4	0	0	0
Jan 3	at Carolina*													
Season Totals			15/4	7	18	2.6	7	0	4	28	7.0	12	0	0
Jan 10	vs. Chicago*§	P	0	0	—	—	0	2	15	7.5	9	0	0	0
Jan 17	vs. Tampa Bay†	P	0	0	—	—	0	0	0	—	—	0	0	0
Postseason Totals			2/0	0	0	—	—	0	2	15	7.5	9	0	0

§NFC Wild Card Game; †NFC Divisional Playoff Game

2021 KANSAS CITY (12-5)			RUSHING					RECEIVING					SCORING		
Date	Opponent	P/S	No.	Yds.	Avg.	LG	TD	No.	Yds.	Avg.	LG	TD	2pt.	Pts.	
Sept 12	vs. Cleveland*	P	1	2	2.0	2	0	0	0	—	—	0	0	0	
Sept 19	at Baltimore	P	0	0	—	—	0	1	11	11.0	11	0	0	0	
Sept 26	vs. L.A. Chargers	P	0	0	—	—	0	0	0	—	—	0	0	0	
Oct 3	at Philadelphia*	P	1	5	5.0	5	0	0	0	—	—	0	0	0	
Oct 10	vs. Buffalo	P	1	2	2.0	2	0	0	0	—	—	0	0	0	
Oct 17	at Washington*	P	0	0	—	—	0	0	0	—	—	0	0	0	
Oct 24	at Tennessee	P	0	0	—	—	0	0	0	—	—	0	0	0	
Nov 1	vs. N.Y. Giants*	P	0	0	—	—	0	0	0	—	—	0	0	0	
Nov 7	vs. Green Bay*	P	0	0	—	—	0	0	0	—	—	0	0	0	
Nov 14	at Las Vegas*	P	0	0	—	—	0	0	0	—	—	0	0	0	
Nov 21	vs. Dallas*	P	0	0	—	—	0	0	0	—	—	0	0	0	
Dec 5	vs. Denver*	P	1	3	3.0	3	0	0	0	—	—	0	0	0	
Dec 12	vs. Las Vegas*	P	1	3	3.0	3	0	0	0	—	—	0	0	0	
Dec 16	vs. L.A. Chargers*	P	1	7	7.0	7t	1	2	20	10.0	20	0	0	6	
Dec 26	vs. Pittsburgh*	P	1	2	2.0	2	0	0	0	—	—	0	0	0	
Jan 2	at Cincinnati	P	1	2	2.0	2	0	0	0	—	—	0	0	0	
Jan 8	at Denver*	P	0	0	—	—	0	0	0	—	—	0	0	0	
Season Totals			16/0	8	26	3.3	7t	1	3	31	10.3	20	0	0	6
Jan 16	vs. Pittsburgh* [§]	P	1	3	3.0	3	0	0	0	—	—	0	0	0	
Jan 23	vs. Buffalo* [†]	P	0	0	—	—	0	0	0	—	—	0	0	0	
Jan 30	vs. Cincinnati* [#]	P	1	1	1.0	1	0	0	0	—	—	0	0	0	
Postseason Totals			3/0	2	4	2.0	3	0	0	0	—	—	0	0	0

[§]AFC Wild Card Game; [†]AFC Divisional Playoff Game; [#]AFC Championship Game

2022 KANSAS CITY (14-3)			RUSHING					RECEIVING					SCORING	
Date	Opponent	P/S	No.	Yds.	Avg.	LG	TD	No.	Yds.	Avg.	LG	TD	2pt.	Pts.
Sept 11	at Arizona*	P	0	0	—	—	0	0	0	—	—	0	0	0
Sept 15	vs. L.A. Chargers*	P	1	6	6.0	6	0	1	2	2.0	2	0	0	0
Sept 25	at Indianapolis	P	1	2	2.0	2	0	0	0	—	—	0	0	0
Oct 2	at Tampa Bay*	P	0	0	—	—	0	0	0	—	—	0	0	0
Oct 10	vs. Las Vegas*	P	0	0	—	—	0	0	0	—	—	0	0	0
Oct 16	vs. Buffalo	P	0	0	—	—	0	0	0	—	—	0	0	0
Oct 23	at San Francisco*	P	0	0	—	—	0	0	0	—	—	0	0	0
Nov 6	vs. Tennessee*	P	1	0	0.0	0	0	1	9	9.0	9	0	0	0
Nov 13	vs. Jacksonville*	P	1	-1	-1.0	-1	0	0	0	—	—	0	0	0
Nov 20	at L.A. Chargers*	P	0	0	—	—	0	0	0	—	—	0	0	0
Nov 27	vs. L.A. Rams*	P	0	0	—	—	0	0	0	—	—	0	0	0
Dec 4	at Cincinnati	P	0	0	—	—	0	0	0	—	—	0	0	0
Dec 11	at Denver*	P	1	0	0.0	0	0	0	0	—	—	0	0	0
Dec 18	at Houston*	P	0	0	—	—	0	0	0	—	—	0	0	0
Dec 24	vs. Seattle*	P	0	0	—	—	0	0	0	—	—	0	0	0
Jan 1	vs. Denver*	P	0	0	—	—	0	0	0	—	—	0	0	0
Jan 7	at Las Vegas*	P	0	0	—	—	0	0	0	—	—	0	0	0
Season Totals			17/0	5	7	1.4	6	0	2	11	5.5	9	0	0
Jan 21	vs. Jacksonville* [†]	P	0	0	—	—	0	0	0	—	—	0	0	0
Jan 29	vs. Cincinnati* [#]	P	0	0	—	—	0	0	0	—	—	0	0	0
Feb 12	vs. Philadelphia* [§]	P	0	0	—	—	0	0	0	—	—	0	0	0
Postseason Totals			3/0	0	0	—	0	0	0	0	—	—	0	0

[†]AFC Divisional Playoff Game; [#]AFC Championship Game; [§]Super Bowl



MARQUEZ CALLAWAY

11

WIDE RECEIVER

6-2 • 204 • 4TH YR. • TENNESSEE

BORN: March 27, 1998, in Warner Robins, Ga.

HIGH SCHOOL: Warner Robins (Ga.) High School

ACQUIRED: Unrestricted Free Agent (New Orleans), 2023

NFL YEAR: 4th • **YEAR WITH BRONCOS:** 1st

NFL GAMES PLAYED/STARTED: 42/17 • **POSTSEASON GP/GS:** 2/1

CALLAWAY AT A GLANCE:

- A fourth-year wide receiver who has appeared in 42 career games (17 starts) and two post-season games (1 start) for the Saints (2020-22), recording 83 catches for 1,069 yards (12.9 avg.) with seven touchdowns.
- Has also returned 14 punts for 149 yards (10.6 avg.) and four kickoffs for 94 yards (23.5 avg.) in his career.
- Totaled 16 receptions for 158 yards (9.9 avg.) with one score in 14 games (3 starts) during the 2022 season.

- Had a breakout season in 2021, reaching career highs in catches (46), receiving yards (698) and receiving touchdowns (6) after playing in all 17 games (11 starts).
- Played in 11 games (3 starts) with the Saints in 2020, producing 21 receptions for 213 yards (10.1 avg.) while also returning 11 punts for 122 yards (11.1 avg.) and four kickoffs for 94 yards (23.5 avg.).
- Left the University of Tennessee (2016-19) as one of the most prolific receivers and punt returners in program history, totaling 92 receptions for 1,646 yards (17.9 avg.) with 13 touchdowns while also returning 40 punts for 543 yards (13.6 avg.) with three scores in 42 games.
- Earned second-team All-SEC as a return specialist by league coaches in 2019 after collecting 154 yards, including a 65-yard score, on 11 punt returns (14.0 avg.).
- Ranked first in the SEC and fourth in the country in 2019 in receiving average (21.2) and finished second in the conference in punt return average (14.0).
- Had a team-high 37 receptions for 592 yards (16.0 avg.) with two scores in 12 games in 2018 while also returning 14 punts for 166 yards (11.9 avg.) with a touchdown.
- Recorded his first return score on two punt returns for 114 yards (57.0 avg.) in 6 games as a freshman, becoming the first Tennessee freshman to score on a punt return since 2013.
- Entered the NFL as a college free agent with New Orleans on April 27, 2020.
- Signed with Denver as an unrestricted free agent (N.O.) on March 24, 2023.

CAREER TRANSACTIONS: Signed by New Orleans as a college free agent 4/27/20; Signed by Denver 3/24/23.



2022: Callaway appeared in 14 games (3 starts), totaling 16 receptions for 158 yards (9.9 avg.) with one score... Caught a four-yard touchdown pass at Car. (9/25)... Made three catches for 53 yards (17.7 avg.) vs. Min. (10/2)... Returned two punts for 25 yards (12.5 avg.) vs. Sea. (10/9)... Posted three catches for 36 yards (12.0 avg.) vs. Cin. (10/16)... Contributed 24 yards on three receptions (8.0 avg.) vs. Bal. (11/7).

2021: Callaway reached career highs of 46 catches, 698 yards and six receiving touchdowns after playing in all 17 games (11 starts)... Recorded his first career receiving touchdown after catching a team-high four passes for 41 yards (10.3 avg.) with a score at N.E. (9/26)... Caught two passes for 74 yards (37.0 avg.), including a career-high 58-yard reception, vs. NYG (10/3)... Made a team-high four receptions for 85 yards (21.3 avg.) with a career-high two receiving touchdowns at Was. (10/10)... Totaled 25 yards on three catches (8.3 avg.) with his fourth career touchdown vs. Atl. (11/7)... Caught his fifth career touchdown pass while also recording 37 yards on two receptions (18.5 avg.) at Ten. (11/14)... Tallied a touchdown in his third straight game after catching a 26-yard touchdown pass at Phi. (11/21)... Produced a career-high 112 receiving yards on six catches (18.7 avg.) at T.B. (12/19)... Contributed four catches for 46 yards (11.5 avg.) vs. Mia. (12/27)... Made a team-high six receptions for 97 yards (16.2 avg.) vs. Car. (1/2).

2020: Callaway played in 11 games (3 starts) during his rookie season after signing with New Orleans as a college free agent, totaling 21 catches for 213 yards (10.1 avg.)... Also returned 11 punts for 122 yards (11.1 avg.) along with four kickoffs for 94 yards (23.5 avg.) and recovered two special-teams fumbles... Made his NFL debut at L.V. (9/21)... Recorded his first career catch of 16 yards at Det. (10/4)... Made four catches for 34 yards (8.5 avg.) in his first career start vs. LAC (10/12)... Also returned six punts for 69 yards (11.5 avg.) against the Chargers... Totaled a career-high eight catches for 75 yards (9.4 avg.) vs. Car. (10/25)... Returned one punt for 19 yards at Den. (11/29)... Missed games 12-14 after being placed on injured reserve (knee) on Dec. 5... Produced a 16-yard punt return vs. Min. (12/25)... Made three catches for 51 yards (17.0 avg.) at Car. (1/3)... Appeared in both of New Orleans' postseason games vs. Chi. (1/10) and vs. T.B. (1/17).

COLLEGE: Callaway left the University of Tennessee as one of the most prolific receivers and punt returners in program history... Totaled 92 receptions for 1,646 yards (17.9 avg.) with 13 touchdowns while returning 40 punts for 543 yards (13.6 avg.) with three scores and also returned eight kickoffs for 86 yards (10.8 avg.) in 42 games... His three punt return scores ranked second in program history upon his departure and his 13.6 punt return average ranked fourth... Earned second-team All-SEC as a return specialist in 2019 by league coaches after collecting 154 yards, including a 65-yard score, on 11 punt returns (14.0 avg.)... His 14.0 punt return average ranked second in the SEC... Also tallied 30 receptions for 635 yards (21.2 avg.) with six touchdowns as a receiver... Ranked first in the conference and fourth in the country in receiving average... Had a team-high 37 receptions for 592 yards (16.0 avg.) with two scores in 12 games in 2018... Also returned 14 punts for 166 yards (11.9 avg.) with a touchdown... His 11.9 punt return average ranked third in the SEC and 13th in the country... Returned 13 punts for 109 yards (8.4 avg.) in 11 games in 2017... Recorded his first punt return score on two attempts for 114 yards (57.0 avg.) in 6 games as a freshman... Became the first Tennessee freshman to score on a punt return since 2013.

PERSONAL: Callaway attended Warner Robins (Ga.) High School, where he was named to the *Atlanta Journal-Constitution* All-State Class AAAA first team as a defensive back in 2015... Was also honored as an All-State selection on both sides of the ball by the Georgia Sports Writers as a senior... Was recruited to play basketball in college as well as football... Marquez (pronounced: mar-QWUEZ) Callaway was born on March 27, 1998 in Warner Robins, Ga.

CALLAWAY'S REGULAR SEASON RECORD

Year	Club	G	S	RECEIVING				RUSHING				SCORING							
				No.	Yds.	Avg.	LG	TD	No.	Yds.	Avg.	LG	TD	TD	TDru	TDre	TDrt	2pt	Pts.
2020	New Orleans	11	3	21	213	10.1	27	0	0	0	—	—	0	0	0	0	0	0	0
2021	New Orleans	17	11	46	698	15.2	58	6	0	0	—	—	0	6	0	6	0	0	36
2022	New Orleans	14	3	16	158	9.9	33	1	0	0	—	—	0	1	0	1	0	0	6
CAREER TOTALS		42	17	83	1,069	12.9	58	7	0	0	—	—	0	7	0	7	0	0	42

ADDITIONAL STATISTICS: Kickoff returns — 2020 (4 for 94, 23.5 avg., 29 LG, 0 TD), TOTAL (4 for 94, 23.5 avg., 29 LG, 0 TD). Punt returns — 2020 (11 for 122, 11.1 avg., 19 LG, 0 TD), 2021 (1 for 2, 2.0 avg., 2 LG, 0 TD), 2022 (2 for 25, 12.5 avg., 21 LG, 0 TD), TOTAL (14 for 149, 10.6 avg., 21 LG, 0 TD). Special-teams tackles — 2020 (1), TOTAL (1).

CALLAWAY'S POSTSEASON RECORD

Year	Club	G	S	RECEIVING				RUSHING				SCORING							
				No.	Yds.	Avg.	LG	TD	No.	Yds.	Avg.	LG	TD	TD	TDru	TDre	TDrt	2pt	Pts.
2020	New Orleans	2	1	0	0	—	—	0	0	0	—	—	0	0	0	0	0	0	0
CAREER TOTALS		2	1	0	0	—	—	0	0	0	—	—	0	0	0	0	0	0	0

ADDITIONAL STATISTICS: Punt returns — 2020 (1 for 0, 0.0 avg., 0 LG, 0 TD), TOTAL (1 for 0, 0.0 avg., 0 LG, 0 TD).

CALLAWAY'S SINGLE-GAME HIGHS

(Postseason in parentheses)

Receptions — 8, vs. Carolina, 10/25/20 (none). **Receiving yards** — 112, at Tampa Bay, 12/19/21 (none). **Longest reception** — 58, vs. N.Y. Giants, 10/3/21 (none). **Receiving touchdowns** — 2, at Washington, 10/10/21 (none).

MARQUEZ CALLAWAY'S CAREER GAME-BY-GAME

(Victories asterisked)

2020 NEW ORLEANS (12-4)			RECEIVING					SCORING		
Date	Opponent	P/S	No.	Yds.	Avg.	LG	TD	2pt.	Pts.	
Sept 13	vs. Tampa Bay*		INACTIVE							
Sept 21	at Las Vegas	P	0	0	—	—	0	0	0	
Sept 27	vs. Green Bay	P	0	0	—	—	0	0	0	
Oct 4	at Detroit*	P	1	16	16.0	16	0	0	0	
Oct 12	vs. L.A. Chargers*	S	4	34	8.5	14	0	0	0	
Oct 25	vs. Carolina*	P	8	75	9.4	15	0	0	0	
Nov 1	at Chicago*		INACTIVE							
Nov 8	at Tampa Bay*	P	2	11	5.5	6	0	0	0	
Nov 15	vs. San Francisco*	P	0	0	—	—	0	0	0	
Nov 22	vs. Atlanta*	P	0	0	—	—	0	0	0	
Nov 29	at Denver*	P	0	0	—	—	0	0	0	
Games 12-14										
Dec 25	vs. Minnesota*	S	3	26	8.7	11	0	0	0	
Jan 3	at Carolina*	S	3	51	17.0	27	0	0	0	
Season Totals			11/3	21	213	10.1	27	0	0	
Jan 10	vs. Chicago* [§]	P	0	0	—	—	0	0	0	
Jan 17	vs. Tampa Bay†	S	0	0	—	—	0	0	0	
Postseason Totals			2/1	0	0	—	—	0	0	

§NFC Wild Card Game; †NFC Divisional Playoff Game

2021 NEW ORLEANS (9-8)			RECEIVING					SCORING	
Date	Opponent	P/S	No.	Yds.	Avg.	LG	TD	2pt.	Pts.
Sept 12	vs. Green Bay*	S	1	14	14.0	14	0	0	0
Sept 19	at Carolina	P	2	8	4.0	4	0	0	0
Sept 26	at New England*	S	4	41	10.3	13	1	0	6
Oct 3	vs. N.Y. Giants	S	2	74	37.0	58	0	0	0
Oct 10	at Washington*	S	4	85	21.3	49†	2	0	12
Oct 25	at Seattle*	S	3	32	10.7	14	0	0	0
Oct 31	vs. Tampa Bay*	S	3	30	10.0	16	0	0	0
Nov 7	vs. Atlanta	P	3	25	8.3	15	1	0	6
Nov 14	at Tennessee	S	2	37	18.5	22	1	0	6
Nov 21	at Philadelphia	S	1	26	26.0	26†	1	0	6
Nov 25	vs. Buffalo	P	2	24	12.0	17	0	0	0
Dec 2	vs. Dallas	S	1	13	13.0	13	0	0	0
Dec 12	at N.Y. Jets*	P	2	34	17.0	26	0	0	0
Dec 19	at Tampa Bay*	S	6	112	18.7	40	0	0	0
Dec 27	vs. Miami	P	4	46	11.5	17	0	0	0
Jan 2	vs. Carolina*	S	6	97	16.2	30	0	0	0
Jan 9	at Atlanta*	P	0	0	—	—	0	0	0
Season Totals			17/11	46	698	15.2	58	6	36

2022 NEW ORLEANS (7-10)			RECEIVING					SCORING		
Date	Opponent	P/S	No.	Yds.	Avg.	LG	TD	2pt.	Pts.	
Sept 11	at Atlanta*	P	0	0	—	—	0	0	0	
Sept 18	vs. Tampa Bay	P	0	0	—	—	0	0	0	
Sept 25	at Carolina	P	1	4	4.0	4t	1	0	6	
Oct 2	vs. Minnesota	S	3	53	17.7	33	0	0	0	
Oct 9	vs. Seattle*	P	2	5	2.5	4	0	0	0	
Oct 16	vs. Cincinnati	S	3	36	12.0	20	0	0	0	
Oct 20	at Arizona	S	2	20	10.0	12	0	0	0	
Oct 30	vs. Las Vegas*	P	1	10	10.0	10	0	0	0	
Nov 7	vs. Baltimore	P	3	24	8.0	12	0	0	0	
Nov 13	at Pittsburgh				INACTIVE					
Nov 20	vs. L.A. Rams*	P	1	6	6.0	6	0	0	0	
Nov 27	at San Francisco				INACTIVE					
Dec 5	at Tampa Bay	P	0	0	—	—	0	0	0	
Dec 18	vs. Atlanta*	P	0	0	—	—	0	0	0	
Dec 24	at Cleveland*	P	0	0	—	—	0	0	0	
Jan 1	at Philadelphia*				INACTIVE					
Jan 8	vs. Carolina	P	0	0	—	—	0	0	0	
Season Totals			14/3	16	158	9.9	33	1	0	6



FRANK CLARK

55

OUTSIDE LINEBACKER

6-3 • 272 • 9TH YR. • MICHIGAN

BORN: June 14, 1993, in Cleveland

HIGH SCHOOL: Glenville High School, Cleveland

ACQUIRED: Free Agent, 2023

NFL YEAR: 9th • **YEAR WITH BRONCOS:** 1st

NFL GAMES PLAYED/STARTED: 120/88 • **POSTSEASON GP/GS:** 17/13



CLARK AT A GLANCE:

- A three-time Pro Bowl outside linebacker who has appeared in 120 regular-season games (88 starts) and 17 postseason games (13 starts) in eight seasons with Seattle (2015-18) and Kansas City (2019-22).

- Totaled 263 tackles (180 solo), 58.5 sacks (366 yds.), two interceptions (31 yds.), 13 passes defended, 14 forced fumbles and seven fumble recoveries in the regular season.

- Recorded 40 tackles (26 solo), 13.5 sacks (119 yds.), one pass defended, one forced fumble and one fumble recovery in the postseason during his career.

- Totaled the most sacks (13.5) in the postseason by any defensive player since entering the league in 2015.

- Ranked sixth among all defensive ends in the regular-season sacks (58.5) since 2015.

- Was one-of-eight defensive players to post at least 58 sacks, 14 forced fumbles and 10 passes defended since 2015.

- Recorded 39 tackles (25 solo), five sacks (32 yds.), one pass defended, one forced fumble and one fumble recovery in 15 starts in 2022.

- Registered a team-high 2.5 sacks (16 yds.) along with seven tackles (6 solo) in three post-season starts in 2022 to help the Chiefs to their second Super Bowl championship since joining the club in 2019.

- Started all 14 games played in 2021, racking up 22 tackles (15 solo), 4.5 sacks (23.5 yds.) and two forced fumbles in the regular season while making seven tackles (4 solo) and recovered one fumble in three postseason starts.

- Posted six sacks (49 yds.), 29 tackles (21 solo), two passes defended and recovered one fumble in 15 starts while leading the team in sacks (3) in three starts in the postseason in 2020.

- Had 37 tackles (27 solo), eight sacks (51 yds.), one interception (5 yds.), a career-high four passes defended, three forced fumbles and one fumble recovery in 14 games (11 starts) in 2019.

- Set a postseason career-high five sacks (51 yds.) along with nine tackles (5 solo) to help the Chiefs to a Super Bowl championship in his first season with the club.

55's TROPHY CASE

Pro Bowl (3) 2019-21

- Started all 16 games in 2018 with Seattle, finishing with a career-high 13 sacks (52.5 yds.) while also making 41 tackles (33 solo), one interception (26 yds.), two passes defended, three forced fumbles and two fumble recoveries.
- Appeared in 16 games (12 starts) in 2017, finishing with 32 tackles (19 solo), nine sacks (73.5 yds.), two passes defended, two forced fumbles and one fumble recovery.
- Had his first double-digit sack season (10) in 2016 while also producing a career-high 47 tackles (25 solo), two forced fumbles and one fumble recovery in 15 games (5 starts).
- Played in 15 games during his rookie season in 2015, totaling 16 tackles (15 solo), three sacks (16 yds.), two passes defended and one forced fumble.
- Was an all-conference performer at the University of Michigan (2011-14), recording 120 tackles (67 solo), 11 sacks (91 yds.), one interception (7 yds.), five passes defended, one forced fumble and three fumble recoveries in 48 games (26 starts).
- Was named second-team All-Big 10 as a junior in 2013 after starting 13 games, totaling 43 tackles (19 solo), 4.5 sacks (26 yds.), one pass defended and two fumble recoveries.
- Selected by the Seahawks in the second round (63rd overall) of the 2015 NFL Draft.
- Signed by Denver as a free agent on June 13, 2023.

CAREER TRANSACTIONS: Signed by Seattle as a draft choice 5/26/15; Traded to Kansas City 4/24/19; Signed by Kansas City 4/24/19; Released by Kansas City 3/7/23; Signed by Denver as an unrestricted free agent 6/13/23.



2022: Clark recorded 39 tackles (25 solo), five sacks (32 yds.), one pass defended, one forced fumble and one fumble recovery in 15 starts... Also registered a team-high 2.5 sacks (16 yds.) to go along with seven tackles (6 solo) in three postseason starts to help the club to their second championship since 2019... Made three tackles (1 solo) and one sack (11 yds.) at Ind. (9/25)... Assisted on one sack (3.5 yds.) and totaled two tackles (1 solo) vs. L.V. (10/10)... Had four tackles (3 solo), including one tackle for loss, vs. Buf. (10/16)... Notched 1.5 sacks (7.5 yds.) and made two tackles (1 solo) at S.F. (10/23)... Recovered one fumble and made two solo tackles at LAC (11/20)... Tied his career-high with six tackles (3 solo) while also breaking up one pass vs. LAR (11/27)... Finished with three tackles (1 solo) at Cin. (12/4)... Registered a six-yard sack and had two quarterback hits at Den. (12/11)... Forced one fumble while also producing one sack (4 yds.) and five tackles (3 solo) at Hou. (12/18)... Made four solo tackles vs. Den. (1/1)... Brought down Jaguars QB Trevor Lawrence for a four-yard loss while also making three solo tackles in the AFC Divisional Round vs. Jac. (1/21)... Made 1.5 sacks (12 yds.) and had three tackles (2 solo) in the AFC Championship Game vs. Cin. (1/29)... Helped the Chiefs defeat the Eagles in Super Bowl LVIII with one solo tackle at Phi. (2/12).

2021: Clark started all 14 games played, racking up 22 tackles (15 solo), 4.5 sacks (23.5 yds.) and two forced fumbles in the regular season... Also made seven tackles (4 solo) and recovered one fumble in three postseason starts... Tallied three tackles (2 solo), including one five-yard sack, and forced one fumble vs. NYG (11/1)... Forced another fumble on top of posting one sack (1 yd.) vs. Dal. (11/21)... Assisted on one sack (3.5 yds.) and totaled four quarterback hits vs. L.V. (12/12)... Registered an eight-yard sack vs. Pit. (12/2/6)... Produced a sack in back-to-back games after bringing down Bengals QB Joe Burrow for a six-yard loss at Cin. (1/2)... Made four tackles (2 solo) and recovered one fumble in the AFC Wild Card Round vs. Pit. (1/16)... Had two solo tackles in the AFC Divisional Round vs. Buf. (1/23)... Also appeared in the AFC Championship Game vs. Cin. (1/30), totaling one assisted tackle.

2020: Clark made six sacks (49 yds.), 29 tackles (21 solo), two passes defended and recovered one fumble in 15 starts while leading the team in sacks (3) in postseason starts... Tallied three tackles (2 solo) and one sack (2 yds.) vs. Hou. (9/10)... Had a 10-yard sack at Bal. (9/28)... Made four solo tackles, including one sack (13 yds.), vs. N.E. (10/5)... Broke up one pass and registered one solo tackle at Buf. (10/19)... Recovered one fumble and had two solo tackles at Den. (10/25)... Produced four tackles (2 solo), including one tackle for loss, vs. NYJ (11/1)... Recorded two tackles (1 solo) and one sack (7 yds.) vs. Car. (11/8)... Notched two solo tackles and one pass defended vs. Den. (12/6)... Totaled two solo tackles and one eight-yard sack at Mia. (12/13)... Made two solo tackles and had one sack (9 yds.) in the season finale vs. Atl. (12/27)... Tallied two tackles (1 solo) in the AFC Divisional Round vs. Cle. (1/17)... Brought down Bills QB Josh Allen twice for a 20-yard loss and also made three tackles (2 solo) in the AFC Championship vs. Buf. (1/24)... Had a six-yard sack on top of four tackles (2 solo) in Super Bowl LV at T.B. (2/7).

CLARK AMONG THE ELITE DL'S

DEFENSIVE LINEMEN WITH 58+ SACKS, 14+ FF & 10+ PD, SINCE 2015

Player	Games	Sacks	FF	PD
Aaron Donald	122	94	22	17
Frank Clark	120	58.5	14	13
Chandler Jones	114	88.5	28	24
Yannick Ngakoue	110	65	21	13

CLARK GETTING INTO THE BACKFIELD

MOST SACKS IN THE REGULAR SEASON AMONG DEFENSIVE ENDS, SINCE 2015

Rk.	Player (Tm.)	Games	Sacks	Yds.
1.	Chandler Jones (N.E./Ari./L.V.)	114	88.5	606
2.	Cameron Jordan (N.O.)	128	86.5	562
3.	Myles Garrett (Cle.)	84	74.5	469
4.	Yannick Ngakoue (Five Teams)	110	65	404
5.	Carlos Dunlap II (Cin./Sea./K.C.)	127	64.5	406.5
6.	Frank Clark (Sea./K.C.)	120	58.5	366

MOST SACKS IN THE POSTSEASON AMONG ALL NFL PLAYERS, SINCE 2015

Rk.	Player (Tm.)	Games	Sacks	Yds.
1.	Frank Clark (Sea./K.C.)	17	13.5	119
2.	Von Miller (Den./LAR/Buf.)	7	9	69
3.	Nick Bosa (S.F.)	9	8	52.5
4.	Arik Armstead (S.F.)	9	7	49
	Jerry Hughes (Ind./Buf./Hou.)	7	7	23
	Whitney Mercilus (Hou./G.B.)	7	7	37

2019: Clark had 37 tackles (27 solo), eight sacks (51 yds.), one interception (5 yds.), a career-high four passes defended, three forced fumbles and one fumble recovery in 14 games (11 starts) in his first season with the Chiefs... Also set a postseason career-high five sacks (51 yds.) along with nine tackles (5 solo) in three starts to help the Chiefs to a Super Bowl championship... Intercepted a pass and returned it for five yards at Jac. (9/8)... Tallied his first sack as a Chief vs. Bal. (9/22), bringing down Ravens QB Lamar Jackson for a five-yard loss on top of three tackles (2 solo)... Recovered one fumble and made one solo tackle vs. Hou. (10/13)... Tied his career high of 19 sack yards on two sacks while also making five solo tackles and forced one fumble at Den. (10/17)... Broke up one pass and made four solo tackles, including a seven-yard sack, at Ten. (11/10)... Made five tackles (2 solo), one sack, forced one fumble and broke up one pass at LAC (11/18)... Tallied one sack (4 yds.) and four tackles (3 solo) at N.E. (12/8)... Registered an eight-yard sack at Chi. (12/22)... Totaled one pass defended, two tackles (1 solo) and one sack (8 yds.) vs. LAC (12/29)... Produced a career-high three sacks (25 yds.) and had four solo tackles in the AFC Divisional round vs. Hou. (1/12)... Had four tackles (1 solo) and a 17-yard sack in the AFC Championship Game vs. Ten. (1/19)... Recorded one sack (9 yds.) in the Chiefs' Super Bowl LIV win vs. S.F. (2/2).

2018: Clark started all 16 games with Seattle, finishing with a career-high 13 sacks (52.5 yds.) while also making 41 tackles (33 solo), one interception (26 yds.), two passes defended, three forced fumbles and two fumble recoveries... Posted a five-yard sack at Den. (9/9)... Made three solo tackles, including one sack (3 yds.), at Chi. (9/17)... Registered a sack in his third consecutive game after bringing down Cowboys QB Dak Prescott vs. Dal. (9/23)... Recorded his first career interception of 26 yards and also forced a fumble, broke up a pass and made two solo tackles vs. LAR (10/7)... Set a regular season career high in sacks with 2.5 (18.5 yds.) while also making four tackles (3 solo) and forcing a career-high two fumbles at Oak. (10/14)... Recovered one fumble and sacked Lions QB Matthew Stafford for a two-yard loss at Det. (10/28)... Notched a sack in his third consecutive game for a three-yard loss vs. LAC (11/4)... Assisted on a sack (2 yds.) at LAR (11/11)... Produced a sack in his fifth straight game after tallying two sacks (4 yds.) along with four tackles (3 solo) vs. G.B. (11/15)... Broke up one pass and made three tackles (2 solo) vs. S.F. (12/2)... Totaled four tackles (2 solo), including a nine-yard sack, vs. Min. (12/10)... Made five solo tackles and one sack at S.F. (12/16)... Recovered one fumble and registered a six-yard sack vs. Ari. (12/30)... Posted four tackles (2 solo) and one sack (10 yds.) in the NFC Wild Card Game at Dal. (1/5).

2017: Clark appeared in 16 games (12 starts), finishing with 32 tackles (19 solo), nine sacks (73.5 yds.), two passes defended, two forced fumbles and one fumble recovery... Had 0.5 sacks (3.5 yds.) at G.B. (9/10)... Had two solo tackles, including one sack (6 yds.), and one tackle for loss vs. S.F. (9/17)... Tallied four tackles (2 solo) vs. Ind. (10/1)... Broke up one pass, forced one fumble and totaled three solo tackles and a three-yard sack at LAR (10/8)... Recovered one fumble and had an assisted tackle at NYG (10/22)... Set his career high in sack yards (19) on two sacks and also made four tackles (3 solo) vs. Hou. (10/29)... Assisted on one sack for four yards and totaled two tackles (1 solo) at S.F. (11/26)... Had his second multi-sack performance of the year after bringing down Eagles QB Carson Wentz twice for 15 yards and racking up four tackles (3 solo) vs. Phi. (12/3)... Forced one fumble and had one sack (12 yds.) vs. LAR (12/17)... Registered four tackles (2 solo), including one 11-yard sack, at Dal. (12/24)... Made two solo tackles and broke up one pass vs. Ari. (12/31).

2016: Clark recorded his first career double-digit sack season (10) while also producing a career-high 47 tackles (25 solo), two forced fumbles and one fumble recovery in 15 games (5 starts)... Also played in two postseason games, totaling one sack for six yards and one forced fumble... Made three tackles (1 solo), including an eight-yard sack, in the season opener vs. Mia. (9/11)... Tallied another two sacks (11 yds.) along with four tackles (3 solo) at LAR (9/18)... Registered five tackles (4 solo), including 1.5 sacks (10.5 yds.), and forced one fumble at Ari. (10/23)... Posted a career-high six tackles (3 solo) along with one sack (5 yds.) at N.O. (10/30)... Made three assisted tackles and posted one sack (8.5 yds.) in his third consecutive game... Posted a sack in his fourth straight game, bringing down Patriots QB Tom Brady for a five-yard loss while

also racking up five tackles (3 solo) at N.E. (11/13)... Produced 1.5 sacks (13.5 yds.) vs. LAR (12/15)... Made five tackles (2 solo) vs. Ari. (12/24)... Recovered his first career fumble and also made four solo tackles, one sack (7 yds.) and forced a fumble at S.F. (1/1)... Made an appearance vs. Det. (1/7) in the NFC Wild Card Round while also posting a six-yard sack and one forced fumble at Atl. (1/14) in the NFC Divisional Round.

2015: Clark played in 15 games after being drafted by Seattle in the second round (63rd overall) of the NFL Draft, totaling 16 tackles (15 solo), three sacks (16 yds.), two passes defended and one forced fumble... Also appeared in two postseason games, making three tackles (2 solo), one 10-yard sack and one pass defended... Made his NFL debut at Stl. (9/13)... Posted his first career sack (8 yds.) vs. Pit. (11/29)... Broke up a career-high two passes while making two sacks (8 yds.) at Min. (12/6)... Registered his first career forced fumble at Bal. (12/13)... Played in his first career postseason game in the NFC Wild Card Round at Min. (1/10), totaling one solo tackle and one pass defended... Recorded a 10-yard sack and also made two tackles (1 solo) in the NFC Divisional Round at Car. (1/17).

COLLEGE: Clark posted 120 tackles (67 solo), 11 sacks (91 yds.), one interception (7 yds.), five passes defended, one forced fumble and three fumble recoveries in 48 games (26 starts) during his four years at Michigan (2011-14)... Appeared in 10 games (9 starts) in 2014, totaling 42 tackles (29 solo), 4.5 sacks (52 yds.), two passes defended and one fumble recovery... Earned second-team All-Big 10 honors as a junior in 2013 after starting 13 games, totaling 43 tackles (19 solo), 4.5 sacks (26 yds.), one pass defended and two fumble recoveries... Totaled 25 tackles (16 solo), two sacks (13 yds.), three passes defended, one forced fumble and one fumble recovery in 2012.

PERSONAL: Clark attended Glenville High School in Cleveland, where he recorded 70 tackles and 19 sacks as a senior in 2011... Caught 12 passes that season, including three for touchdowns... Also competed in events on the track and field team... Frank Clark was born on June 14, 1993 in Cleveland.

CLARK'S REGULAR SEASON RECORD

Year	Club	G	S	UT	A	TT	S-Yds.	I-Yds.	PD	FF	FR	TD-Int.	TD-FR	S	Pts.
2015	Seattle	15	0	15	1	16	3-16	0-0	2	1	0	0	0	0	0
2016	Seattle	15	5	25	22	47	10-68.5	0-0	0	2	1	0	0	0	0
2017	Seattle	16	12	19	13	32	9-73.5	0-0	2	2	1	0	0	0	0
2018	Seattle	16	16	33	8	41	13-52.5	1-26	2	3	2	0	0	0	0
2019	Kansas City	14	11	27	10	37	8-51	1-5	4	3	1	0	0	0	0
2020	Kansas City	15	15	21	8	29	6-49	0-0	2	0	1	0	0	0	0
2021	Kansas City	14	14	15	7	22	4.5-23.5	0-0	0	2	0	0	0	0	0
2022	Kansas City	15	15	25	14	39	5-32	0-0	1	1	1	0	0	1	2
CAREER TOTALS		120	88	180	83	263	58.5-366	2-31	13	14	7	0	0	1	2

CLARK'S POSTSEASON RECORD

Year	Club	G	S	UT	A	TT	S-Yds.	I-Yds.	PD	FF	FR	TD-Int.	TD-FR	S	Pts.
2015	Seattle	2	0	2	1	3	1-10	0-0	1	0	0	0	0	0	0
2016	Seattle	2	0	1	0	1	1-6	0-0	0	1	0	0	0	0	0
2018	Seattle	1	1	2	2	4	1-10	0-0	0	0	0	0	0	0	0
2019	Kansas City	3	3	6	3	9	5-51	0-0	0	0	0	0	0	0	0
2020	Kansas City	3	3	5	4	9	3-26	0-0	0	0	0	0	0	0	0
2021	Kansas City	3	3	4	3	7	0-0	0-0	0	0	1	0	0	0	0
2022	Kansas City	3	3	6	1	7	2.5-16	0-0	0	0	0	0	0	0	0
CAREER TOTALS		17	13	26	14	40	13.5-119	0-0	1	1	1	0	0	0	0

CLARK'S SINGLE-GAME HIGHS

(Postseason in parentheses)

Tackles — 6, twice, last: vs. L.A. Rams, 11/27/22 (4, 5x, last: vs. Pittsburgh, 1/16/22). **Interceptions** — 1, twice, last: at Jacksonville, 9/8/19 (none). **Interception yards** — 26, at L.A. Rams, 10/7/18 (none). **Sacks** — 2.5, at Oakland, 10/14/18 (3, vs. Houston, 1/12/20). **Sack yards** — 19, twice, last: at Denver, 10/17/19 (25, vs. Houston, 1/12/20). **Forced Fumbles** — 2, at Oakland, 10/14/18 (1, at Atlanta, 1/14/17). **Fumble Recoveries** — 1, 7x, last: at L.A. Chargers, 11/20/22 (1, vs. Pittsburgh, 1/16/22). **Pass defended** — 2, at Minnesota, 12/6/15 (1, at Minnesota, 1/10/16).

CLARK'S MULTIPLE-SACK GAMES (13)

**Denotes win; # Denotes postseason; (Clark's teams are 11-1-1 when he records more than one sack in a game.)*

Date	Opponent	S-Yds.
1/12/20	vs. Houston* [#]	3-25
10/14/18	at Oakland*	2.5-18.5
1/24/21	vs. Buffalo* [#]	2-20
10/17/19	at Denver*	2-19
11/15/18	vs. Green Bay*	2-4
12/3/17	vs. Philadelphia*	2-15
10/29/17	vs. Houston*	2-19
9/18/16	at L.A. Rams	2-11
12/6/15	at Minnesota* [#]	2-8
1/29/23	vs. Cincinnati* [#]	1.5-12
10/23/22	at San Francisco*	1.5-7.5
12/15/16	vs. L.A. Rams*	1.5-13.5
10/23/16	at Arizona	1.5-10.5

CLARK'S SACKS BY QUARTERBACK (72)

Figures in italics include postseason totals

Quarterback	Sacks	Quarterback	Sacks
<i>Deshaun Watson</i>	6.0	Mitchell Trubisky	2.0
Jared Goff	4.0	Carson Wentz	2.0
<i>Dak Prescott</i>	4.0	Carson Palmer	1.5
Derek Carr	3.5	Drew Brees	1.0
<i>Tom Brady</i>	3.0	Kirk Cousins	1.0
Teddy Bridgewater.....	3.0	Jeff Driskel	1.0
Case Keenum.....	3.0	Daniel Jones	1.0
Philip Rivers.....	3.0	Colin Kaepernick.....	1.0
<i>Matt Ryan</i>	3.0	<i>Trevor Lawrence</i>	1.0
<i>Ryan Tannehill</i>	3.0	Nick Mullens	1.0
<i>Joe Burrow</i>	2.5	<i>Cam Newton</i>	1.0
<i>Jimmy Garoppolo</i>	2.5	Josh Rosen	1.0
Aaron Rodgers.....	2.5	Matthew Stafford.....	1.0
<i>Josh Allen</i>	2.0	Tyrod Taylor	1.0
Joe Flacco	2.0	Tua Tagovailoa.....	1.0
Brian Hoyer.....	2.0	Russell Wilson.....	1.0
Lamar Jackson.....	2.0	C.J. Beathard	0.5
Ben Roethlisberger	2.0		

FRANK CLARK'S CAREER GAME-BY-GAME

(Victories asterisked)

2015 SEATTLE (10-6)		TACKLES									
Date	Opponent	P/S	UT	A	TT	S-Yds.	I-Yds.	PD	FF	FR	
Sept 13	at St. Louis	P	0	0	0	0-0	0-0	0	0	0	
Sept 20	at Green Bay	P	0	0	0	0-0	0-0	0	0	0	
Sept 27	vs. Chicago*	P	2	0	2	0-0	0-0	0	0	0	
Oct 5	vs. Detroit*	P	1	0	1	0-0	0-0	0	0	0	
Oct 11	at Cincinnati	P	0	0	0	0-0	0-0	0	0	0	
Oct 18	vs. Carolina				INACTIVE						
Oct 22	at San Francisco*	P	2	0	2	0-0	0-0	0	0	0	
Nov 1	at Dallas*	P	1	0	1	0-0	0-0	0	0	0	
Nov 15	vs. Arizona	P	2	0	2	0-0	0-0	0	0	0	
Nov 22	vs. San Francisco*	P	0	1	1	0-0	0-0	0	0	0	
Nov 29	vs. Pittsburgh*	P	1	0	1	1-8	0-0	0	0	0	
Dec 6	at Minnesota*	P	2	0	2	2-8	0-0	2	0	0	
Dec 13	at Baltimore*	P	1	0	1	0-0	0-0	0	1	0	
Dec 20	vs. Cleveland*	P	2	0	2	0-0	0-0	0	0	0	
Dec 27	vs. St. Louis	P	0	0	0	0-0	0-0	0	0	0	
Jan 3	at Arizona*	P	1	0	1	0-0	0-0	0	0	0	
Season Totals			15/0	15	1	16	3-16	0-0	2	1	0
Jan 10	at Minnesota*§	P	1	0	1	0-0	0-0	1	0	0	
Jan 17	at Carolina†	P	1	1	2	1-10	0-0	0	0	0	
Postseason Totals			2/0	2	1	3	1-10	0-0	1	0	0

§NFC Wild Card Game; †NFC Divisional Playoff Game

2016 SEATTLE (10-5-1)		TACKLES									
Date	Opponent	P/S	UT	A	TT	S-Yds.	I-Yds.	PD	FF	FR	
Sept 11	vs. Miami*	P	1	2	3	1-8	0-0	0	0	0	
Sept 18	at L.A. Rams	P	3	1	4	2-11	0-0	0	0	0	
Sept 25	vs. San Francisco*	P	0	2	2	0-0	0-0	0	0	0	
Oct 2	at N.Y. Jets*	P	1	0	1	0-0	0-0	0	0	0	
Oct 16	vs. Atlanta				INACTIVE						
Oct 23	at Arizona	P	4	1	5	1.5-10.5	0-0	0	1	0	
Oct 30	at New Orleans	S	3	3	6	1-5	0-0	0	0	0	
Nov 7	vs. Buffalo*	S	0	3	3	1-8.5	0-0	0	0	0	
Nov 13	at New England*	S	3	2	5	1-5	0-0	0	0	0	
Nov 20	vs. Philadelphia*	S	1	2	3	0-0	0-0	0	0	0	
Nov 27	at Tampa Bay	S	2	1	3	0-0	0-0	0	0	0	
Dec 4	vs. Carolina*	P	0	1	1	0-0	0-0	0	0	0	
Dec 11	at Green Bay	P	0	0	0	0-0	0-0	0	0	0	
Dec 15	vs. L.A. Rams*	P	1	1	2	1.5-13.5	0-0	0	0	0	
Dec 24	vs. Arizona	P	2	3	5	0-0	0-0	0	0	0	
Jan 1	at San Francisco	P	4	0	4	1-7	0-0	0	1	1	
Season Totals			15/5	25	22	47	10-68.5	0-0	0	2	1
Jan 7	vs. Detroit*§	P	0	0	0	0-0	0-0	0	0	0	
Jan 14	at Atlanta†	P	1	0	1	1-6	0-0	0	1	0	
Postseason Totals			2/0	1	0	1	1-6	0-0	0	1	0

§NFC Wild Card Game; †NFC Divisional Playoff Game

2017 SEATTLE (9-7)		TACKLES									
Date	Opponent	P/S	UT	A	TT	S-Yds.	I-Yds.	PD	FF	FR	
Sept 10	at Green Bay	P	0	1	1	0.5-3.5	0-0	0	0	0	
Sept 17	vs. San Francisco*	P	2	0	2	1-6	0-0	0	0	0	
Sept 24	at Tennessee	P	0	1	1	0-0	0-0	0	0	0	
Oct 1	vs. Indianapolis*	P	2	2	4	0-0	0-0	0	0	0	
Oct 8	at L.A. Rams*	S	3	0	3	1-3	0-0	1	1	0	
Oct 22	at N.Y. Giants*	S	0	1	1	0-0	0-0	0	0	1	
Oct 29	vs. Houston*	S	3	1	4	2-19	0-0	0	0	0	
Nov 5	vs. Washington	S	0	2	2	0-0	0-0	0	0	0	
Nov 9	at Arizona*	S	0	0	0	0-0	0-0	0	0	0	
Nov 20	vs. Atlanta	S	0	0	0	0-0	0-0	0	0	0	
Nov 26	at San Francisco*	S	1	1	2	0.5-4	0-0	0	0	0	
Dec 3	vs. Philadelphia*	S	3	1	4	2-15	0-0	0	0	0	
Dec 10	at Jacksonville	S	0	1	1	0-0	0-0	0	0	0	
Dec 17	vs. L.A. Rams	S	1	0	1	1-12	0-0	0	1	0	
Dec 24	at Dallas*	S	2	2	4	1-11	0-0	0	0	0	
Dec 31	vs. Arizona	S	2	0	2	0-0	0-0	1	0	0	
Season Totals			16/12	19	13	32	9-73.5	0-0	2	2	1
2018 SEATTLE (10-6)		TACKLES									
Date	Opponent	P/S	UT	A	TT	S-Yds.	I-Yds.	PD	FF	FR	
Sept 9	at Denver	S	1	0	1	1-5	0-0	0	0	0	
Sept 17	at Chicago	S	3	0	3	1-3	0-0	0	0	0	
Sept 23	vs. Dallas*	S	2	0	2	1-0	0-0	0	0	0	
Sept 30	at Arizona*	S	2	0	2	0-0	0-0	0	0	0	
Oct 7	vs. L.A. Rams	S	2	0	2	0-0	1-26	1	1	0	
Oct 14	at Oakland*	S	3	1	4	2.5-18.5	0-0	0	2	0	
Oct 28	at Detroit*	S	1	0	1	1-2	0-0	0	0	1	
Nov 4	vs. L.A. Chargers	S	1	0	1	1-3	0-0	0	0	0	
Nov 11	at L.A. Rams	S	0	1	1	0.5-2	0-0	0	0	0	
Nov 15	vs. Green Bay*	S	3	1	4	2-4	0-0	0	0	0	
Nov 25	at Carolina*	S	1	2	3	0-0	0-0	0	0	0	
Dec 2	vs. San Francisco*	S	2	1	3	0-0	0-0	1	0	0	
Dec 10	vs. Minnesota*	S	2	2	4	1-9	0-0	0	0	0	
Dec 16	at San Francisco	S	5	0	5	1-0	0-0	0	0	0	
Dec 23	vs. Kansas City*	S	4	0	4	0-0	0-0	0	0	0	
Dec 30	vs. Arizona*	S	1	0	1	1-6	0-0	0	0	1	
Season Totals			16/16	33	8	41	13-52.5	1-26	2	3	2
Jan 5	at Dallas [§]	S	2	2	4	1-10	0-0	0	0	0	
Postseason Totals			1/1	2	2	4	1-10	0-0	0	0	0
§NFC Wild Card Game											
2019 KANSAS CITY (12-4)		TACKLES									
Date	Opponent	P/S	UT	A	TT	S-Yds.	I-Yds.	PD	FF	FR	
Sept 8	at Jacksonville*	S	1	0	1	0-0	1-5	1	0	0	
Sept 15	at Oakland*	S	1	2	3	0-0	0-0	0	0	0	
Sept 22	vs. Baltimore*	S	2	1	3	1-5	0-0	0	0	0	
Sept 29	at Detroit*	S	0	2	2	0-0	0-0	0	0	0	
Oct 6	vs. Indianapolis	S	2	0	2	0-0	0-0	0	0	0	
Oct 13	vs. Houston	S	1	0	1	0-0	0-0	0	1	1	
Oct 17	at Denver*	S	5	0	5	2-19	0-0	0	1	0	
Oct 27	vs. Green Bay										
Nov 3	vs. Minnesota*										
Nov 10	at Tennessee	P	4	0	4	1-7	0-0	1	0	0	
Nov 18	at L.A. Chargers*	S	2	3	5	1-0	0-0	1	1	0	
Dec 1	vs. Oakland*	S	2	0	2	0-0	0-0	0	0	0	
Dec 8	at New England*	P	3	1	4	1-4	0-0	0	0	0	
Dec 15	vs. Denver*	P	2	0	2	0-0	0-0	0	0	0	
Dec 22	at Chicago*	S	1	0	1	1-8	0-0	0	0	0	
Dec 29	vs. L.A. Chargers*	S	1	1	2	1-8	0-0	1	0	0	
Season Totals			14/11	27	10	37	8-51	1-5	4	3	1
Jan 12	vs. Houston* [†]	S	4	0	4	3-25	0-0	0	0	0	
Jan 19	vs. Tennessee* [#]	S	1	3	4	1-17	0-0	0	0	0	
Feb 2	vs. San Francisco* [§]	S	1	0	1	1-9	0-0	0	0	0	
Postseason Totals			3/3	6	3	9	5-51	0-0	0	0	0

[†]AFC Divisional Playoff Game; [#]AFC Championship Game; [§]Super Bowl

2020 KANSAS CITY (14-2)		TACKLES								
Date	Opponent	P/S	UT	A	TT	S-Yds.	I-Yds.	PD	FF	FR
Sept 10	vs. Houston*	S	2	1	3	1-2	0-0	0	0	0
Sept 20	at L.A. Chargers*	S	1	1	2	0-0	0-0	0	0	0
Sept 28	at Baltimore*	S	1	0	1	1-10	0-0	0	0	0
Oct 5	vs. New England*	S	4	0	4	1-13	0-0	0	0	0
Oct 11	vs. Las Vegas	S	1	0	1	0-0	0-0	0	0	0
Oct 19	at Buffalo*	S	1	0	1	0-0	0-0	1	0	0
Oct 25	at Denver*	S	2	0	2	0-0	0-0	0	0	1
Nov 1	vs. N.Y. Jets*	S	2	2	4	0-0	0-0	0	0	0
Nov 8	vs. Carolina*	S	1	1	2	1-7	0-0	0	0	0
Nov 22	at Las Vegas*	S	0	1	1	0-0	0-0	0	0	0
Nov 29	at Tampa Bay*	S	0	1	1	0-0	0-0	0	0	0
Dec 6	vs. Denver*	S	2	0	2	0-0	0-0	1	0	0
Dec 13	at Miami*	S	2	0	2	1-8	0-0	0	0	0
Dec 20	at New Orleans*	S	0	1	1	0-0	0-0	0	0	0
Dec 27	vs. Atlanta*	S	2	0	2	1-9	0-0	0	0	0
Jan 3	vs. L.A. Chargers									
DID NOT PLAY										
Season Totals		15/15	21	8	29	6-49	0-0	2	0	1
Jan 17	vs. Cleveland*†	S	1	1	2	0-0	0-0	0	0	0
Jan 24	vs. Buffalo*‡	S	2	1	3	2-20	0-0	0	0	0
Feb 7	at Tampa Bay§	S	2	2	4	1-6	0-0	0	0	0
Postseason Totals		3/3	5	4	9	3-26	0-0	0	0	0

†AFC Divisional Playoff Game; ‡AFC Championship Game; §Super Bowl

2021 KANSAS CITY (12-5)		TACKLES								
Date	Opponent	P/S	UT	A	TT	S-Yds.	I-Yds.	PD	FF	FR
Sept 12	vs. Cleveland*									
Sept 19	at Baltimore	S	2	0	2	0-0	0-0	0	0	0
Games 3-4										
Oct 10	vs. Buffalo	S	1	1	2	0-0	0-0	0	0	0
Oct 17	at Washington*	S	1	0	1	0-0	0-0	0	0	0
Oct 24	at Tennessee	S	1	1	2	0-0	0-0	0	0	0
Nov 1	vs. N.Y. Giants*	S	1	2	3	1-5	0-0	0	1	0
Nov 7	vs. Green Bay*	S	2	0	2	0-0	0-0	0	0	0
Nov 14	at Las Vegas*	S	1	0	1	0-0	0-0	0	0	0
Nov 21	vs. Dallas*	S	1	0	1	1-1	0-0	0	1	0
Dec 5	vs. Denver*	S	0	1	1	0-0	0-0	0	0	0
Dec 12	vs. Las Vegas*	S	0	1	1	0.5-3.5	0-0	0	0	0
Dec 16	at L.A. Chargers*	S	2	0	2	0-0	0-0	0	0	0
Dec 26	vs. Pittsburgh*	S	1	0	1	1-8	0-0	0	0	0
Jan 2	at Cincinnati†	S	1	1	2	1-6	0-0	0	0	0
Jan 8	at Denver*	S	1	0	1	0-0	0-0	0	0	0
Season Totals		14/14	15	7	22	4.5-23.5	0-0	0	2	0
Jan 16	vs. Pittsburgh*§	S	2	2	4	0-0	0-0	0	0	1
Jan 23	vs. Buffalo*†	S	2	0	2	0-0	0-0	0	0	0
Jan 30	vs. Cincinnati#	S	0	1	1	0-0	0-0	0	0	0
Postseason Totals		3/3	4	3	7	0-0	0-0	0	0	1

§AFC Wild Card Game; †AFC Divisional Playoff Game; #AFC Championship Game

2022 KANSAS CITY (14-3)		TACKLES								
Date	Opponent	P/S	UT	A	TT	S-Yds.	I-Yds.	PD	FF	FR
Sept 11	at Arizona*	S	1	0	1	0-0	0-0	0	0	0
Sept 15	vs. L.A. Chargers*	S	1	1	2	0-0	0-0	0	0	0
Sept 25	at Indianapolis	S	1	2	3	1-11	0-0	0	0	0
Oct 2	at Tampa Bay*	S	0	1	1	0-0	0-0	0	0	0
Oct 10	vs. Las Vegas*	S	1	1	2	0.5-3.5	0-0	0	0	0
Oct 16	vs. Buffalo	S	3	1	4	0-0	0-0	0	0	0
Oct 23	at San Francisco*	S	1	1	2	1.5-7.5	0-0	0	0	0
Games 8-9										
Nov 20	at L.A. Chargers*	S	2	0	2	0-0	0-0	0	0	1
Nov 27	vs. L.A. Rams*	S	3	3	6	0-0	0-0	1	0	0
Dec 4	at Cincinnati†	S	1	2	3	0-0	0-0	0	0	0
Dec 11	at Denver*	S	1	0	1	1-6	0-0	0	0	0
Dec 18	at Houston*	S	3	2	5	1-4	0-0	0	1	0
Dec 24	vs. Seattle*	S	2	0	2	0-0	0-0	0	0	0
Jan 1	vs. Denver*	S	4	0	4	0-0	0-0	0	0	0
Jan 7	at Las Vegas*	S	1	0	1	0-0	0-0	0	0	0
Season Totals		15/15	25	14	39	5-32	0-0	1	1	1
Jan 21	vs. Jacksonville*	S	3	0	3	1-4	0-0	0	0	0
Jan 29	vs. Cincinnati*	S	2	1	3	1.5-12	0-0	0	0	0
Feb 12	at Philadelphia*	S	1	0	1	0-0	0-0	0	0	0
Postseason Totals		3/3	6	1	7	2.5-16	0-0	0	0	0

†AFC Divisional Playoff Game; #AFC Championship Game; §Super Bowl



JONATHON COOPER

0

OUTSIDE LINEBACKER

6-4 • 257 • 3RD YR. • OHIO STATE**BORN:** Jan. 8, 1998, in Gahanna, Ohio**HIGH SCHOOL:** Lincoln High School, Gahanna, Ohio**ACQUIRED:** Draft #7b (239th overall), 2021**NFL YEAR:** 3rd • **YEAR WITH BRONCOS:** 3rd**NFL GAMES PLAYED/STARTED:** 30/14

COOPER AT A GLANCE:

- A third-year outside linebacker who has played 30 games (14 starts) for the Broncos from 2021-22, nabbing 81 tackles (42 solo), 4.5 sacks (35 yds.) and one fumble recovery.
- Started 9-of-14 games played in 2022, making 44 tackles (20 solo) and two sacks (13 yds.).
- Appeared in 16 games (5 starts) as a rookie in 2021, totaling 37 tackles (22 solo), 2.5 sacks (22 yds.) and one fumble recovery.
- Played 45 games (25 starts) at Ohio State (2016-20), collecting 75 tackles (44 solo), 10 sacks (66 yds.), two pass breakups, one forced fumble and two fumble recoveries.
- Selected as an All-Big Ten honoree on two occasions, including third-team recognition in 2020.
- Became the first player in Ohio State history to wear the “Block O” jersey, which is given to the player who best represents the legacy of former Buckeye Bill Willis and exhibits selfless, player-driven leadership qualities.
- Started all eight games played in 2020, tallying 24 tackles (12 solo), 3.5 sacks (29 yds.), one pass breakup and one forced fumble.
- Limited to just four games (all starts) as a true senior in 2019 before suffering a season-ending injury and electing to redshirt.
- Opened all 13 games in 2018, posting a career-high 25 tackles (14 solo) to go along with 2.5 sacks (9 yds.) and one fumble recovery.
- Tallied 15 tackles (11 solo), two sacks (17 yds.) and one fumble recovery in 14 games played in 2017.
- Appeared in six games as a true freshman, adding six tackles (2 solo) and one sack (5 yds.).
- Prepped at Lincoln High School in Gahanna, Ohio, where he was named the state’s Defensive Player of the Year while being selected to the All-USA Ohio football team as a senior.
- Selected by the Broncos in the seventh round (239th overall) of the 2021 NFL Draft.

CAREER TRANSACTIONS: Signed by Denver as a draft choice 6/15/21.

2022: Cooper started 9-of-14 games played, making 44 tackles (20 solo) and two sacks (13 yds.)... Made his first start of the season in the win at Jac. (10/30), tallying five tackles (1 solo)... Produced a career-high seven tackles (5 solo) along with a QB hit vs. L.V. (11/20)... Notched his first sack of the season against Ravens QB Lamar Jackson (6 yds.) along with five tackles (1 solo) at Bal. (12/4)... Picked up a sack in a second-straight game after taking down Chiefs QB Patrick Mahomes while also logging two tackles (1 solo) vs. K.C. (12/11)... Tied a career-high 7 tackles (3 solo) at LAR (12/25).

2021: Cooper, who was selected by the Broncos in the seventh round (239th overall) of the 2021 NFL Draft, appeared in 16 games (5 starts), totaling 37 tackles (22 solo), 2.5 sacks (22 yds.), and one fumble recovery... Made his NFL debut in Week 1 at NYG (9/12)... Collected first career tackle vs. NYJ (9/26)... Recorded five tackles (2 solo) and a career-high three quarterback hits at Cle. (10/21)... Collected first career start, tallying two assisted tackles vs. Was. (10/31)... Registered the first two sacks of his career and tallied two quarterback takedowns (20 yds.) and four tackles (3 solo) at Dal. (11/7)... Posted five tackles (4 solo) vs. Phi. (11/14)... Registered first career fumble recovery and added five solo tackles vs. Det. (12/12)... Totaled 0.5 sacks (2 yds.) and had a career-high six tackles (4 solo) vs. Cin. (12/19).

COLLEGE: Cooper served as a two-year captain and started 25-of-45 games played over his five seasons (2016-20) at Ohio State... Selected as an All-Big Ten honoree on two occasions, including third-team recognition in 2020... Became the first player in Ohio State history to wear the “Block O” jersey which is given to the player who best represents the legacy of former Buckeye Bill Willis and exhibits selfless, player-driven leadership qualities... Started all eight games played in his final collegiate campaign in 2020, compiling 24 tackles (12 solo), 3.5 sacks (29 yds.), one pass breakup and one forced fumble... Limited to just four games (all starts) during his true senior season in 2019 before suffering a season-ending injury and electing to redshirt... Opened all 13 games in 2018, compiling 25 tackles (24 solo), 2.5 sacks (9 yds.) and one fumble recovery... Tallied 15 tackles (11 solo), two sacks (17 yds.) and one fumble recovery in 14 games played in 2017... Appeared in six games as true freshman in 2016, garnering six tackles (2 solo) and one sack (5 yds.).

PERSONAL: Cooper attended Lincoln High School in Gahanna, Ohio, where he was named *USA Today's* Ohio Defensive Player of the Year while being selected to the All-USA Ohio football team as a senior... Selected to the Associated Press All-State team as a senior... Jonathon Cooper was born on Jan. 8, 1998, in Gahanna, Ohio.

COOPER'S REGULAR SEASON RECORD

Year	Club	G	S	UT	A	TT	S-Yds.	I-Yds.	PD	FF	FR	TD-Int.	TD-FR	S	Pts.
2021	Denver	16	5	22	15	37	2.5-22	0-0	0	0	1	0	0	0	0
2022	Denver	14	9	20	24	44	2-13	0-0	0	0	0	0	0	0	0
CAREER TOTALS		30	14	42	39	81	4.5-35	0-0	0	0	1	0	0	0	0

ADDITIONAL STATISTICS: *Special-teams tackles* — 2021(1), 2022 (4), **TOTAL (5).**

COOPER'S SINGLE-GAME HIGHS

(Postseason in parentheses)

Tackles — 7, twice, last: at L.A. Rams, 12/25/22 (none). **Sacks** — 2, at Dallas, 11/7/21 (none). **Sack yards** — 20, at Dallas, 11/7/21 (none). **Fumble Recoveries** — 1, vs. Detroit, 12/12/21 (none).

JONATHON COOPER'S CAREER GAME-BY-GAME

(Victories asterisked)

2021 DENVER (7-10)		TACKLES											
Date	Opponent	P/S	UT	A	TT	S-Yds.	I-Yds.	PD	FF	FR			
Sept 12	at N.Y. Giants*	P	0	0	0	0-0	0-0	0	0	0			
Sept 19	at Jacksonville*	P	0	0	0	0-0	0-0	0	0	0			
Sept 26	vs. N.Y. Jets*	P	0	1	1	0-0	0-0	0	0	0			
Oct 3	vs. Baltimore	P	0	1	1	0-0	0-0	0	0	0			
Oct 10	at Pittsburgh	P	1	1	2	0-0	0-0	0	0	0			
Oct 17	vs. Las Vegas	P	0	0	0	0-0	0-0	0	0	0			
Oct 21	at Cleveland	P	2	3	5	0-0	0-0	0	0	0			
Oct 31	vs. Washington*	S	0	2	2	0-0	0-0	0	0	0			
Nov 7	at Dallas*	S	3	1	4	2-20	0-0	0	0	0			
Nov 14	vs. Philadelphia	S	4	1	5	0-0	0-0	0	0	0			
Nov 28	vs. L.A. Chargers*	P	1	0	1	0-0	0-0	0	0	0			
Dec 5	at Kansas City	P	1	0	1	0-0	0-0	0	0	0			
Dec 12	vs. Detroit*	S	5	0	5	0-0	0-0	0	1	0			
Dec 19	vs. Cincinnati	S	4	2	6	.5-2	0-0	0	0	0			
Dec 26	at Las Vegas	P	0	0	0	0-0	0-0	0	0	0			
Jan 2	at L.A. Chargers					RESERVE/COVID-19							
Jan 8	at Kansas City	P	1	3	4	0-0	0-0	0	0				
Season Totals			16/5	22	15	37	2.5-22	0-0	0	1	0		

2022 DENVER (5-12)		TACKLES											
Date	Opponent	P/S	UT	A	TT	S-Yds.	I-Yds.	PD	FF	FR			
Sept 12	at Seattle	P	1	0	1	0-0	0-0	0	0	0			
Sept 18	vs. Houston*	P	0	0	0	0-0	0-0	0	0	0			
Games 3-5 INACTIVE													
Oct 17	at L.A. Chargers	P	2	0	2	0-0	0-0	0	0	0			
Oct 23	vs. N.Y. Jets	P	1	1	2	0-0	0-0	0	0	0			
Oct 30	at Jacksonville*	S	1	4	5	0-0	0-0	0	0	0			
Nov 13	at Tennessee	S	1	2	3	0-0	0-0	0	0	0			
Nov 20	vs. Las Vegas	S	5	2	7	0-0	0-0	0	0	0			
Nov 27	at Carolina	S	1	1	2	0-0	0-0	0	0	0			
Dec 4	at Baltimore	S	1	3	4	1-6	0-0	0	0	0			
Dec 11	vs. Kansas City	P	1	1	2	1-7	0-0	0	0	0			
Dec 18	vs. Arizona*	S	0	2	2	0-0	0-0	0	0	0			
Dec 25	at L.A. Rams	S	3	4	7	0-0	0-0	0	0	0			
Jan 1	at Kansas City	S	2	2	4	0-0	0-0	0	0	0			
Jan 8	vs. L.A. Chargers*	S	1	2	3	0-0	0-0	0	0	0			
Season Totals			14/9	20	24	44	2-13	0-0	0	0	0		

DID YOU KNOW?

Running back Terrell Davis, who was elected to the Pro Football Hall of Fame Class of 2017, rushed for at least 1,000 yards in each of his first four seasons, including the 1998 campaign in which he totaled the fourth-most rushing yards (2,008) in a season in NFL history to earn league MVP honors. That year, he also set a Broncos record with 21 rushing scores.

**LLOYD CUSHENBERRY III 79****CENTER****6-4 • 315 • 4TH YR. • LOUISIANA STATE****BORN:** Nov. 22, 1997, in Geismar, La.**HIGH SCHOOL:** Dutchtown (La.) High School**ACQUIRED:** Draft #3b (83rd overall), 2020**NFL YEAR:** 4th • **YEAR WITH BRONCOS:** 4th**NFL GAMES PLAYED/STARTED:** 40/40**CUSHENBERRY III AT A GLANCE:**

- A fourth-year center who has started all 40 games played with the Broncos (2020-22).
- Started all eight games he played in 2022, totaling 502 offensive snaps.
- Started all 16 games played for the Broncos in 2021, logging the most snaps (1,039) among the team's entire offense.
- Opened all 16 games for Denver in 2020 and was one-of-two rookies (T Tristan Wirfs, T.B.) in the NFL to play in 100 percent (1,100) of their team's offensive snaps.
- Became the first Broncos center and just the third center in the last five seasons (Garrett Bradbury, Min.; Ryan Kelly, Ind.) to start all 16 of his team's games during his rookie season.
- Started 28-of-39 games played at center during his four seasons (2016-19) at LSU.
- Became the first offensive lineman in school history to be awarded the No. 18 jersey, which is given to the player who best represents what it means to be an LSU player both on and off the field.
- Contributed to the Tigers' 15-0 record in 2019 and the College Football Playoff Championship.
- Was a part of an offensive line that received the Joe Moore Award in 2019, which is annually given to the most outstanding offensive line unit in college football.
- Helped LSU shatter numerous school offensive records and lead the NCAA in total offense (568.5) and offensive touchdowns (93) while ranking second in passing yards per game (401.6).
- Chosen as second-team All-American by the American Football Coaches Association and the Football Writers Association of America following his final season.
- Selected by the Broncos in the third round (83rd overall) of the 2020 NFL Draft.

CAREER TRANSACTIONS: Signed by Denver as a draft choice 7/23/20.

2022: Cushenberry III started all eight games he played in, totaling 502 offensive snaps... Was placed on injured reserve (groin) on Nov. 8 and missed the final nine games of the season.

2021: Cushenberry III started all 16 games he played in, logging the most snaps (1,039) among the team's offense.

2020: Cushenberry III, who was selected by Denver in the third round (83rd overall) of the 2020 NFL Draft, started all 16 games for the Broncos and was one of two rookies (T Tristan Wirfs, T.B.) to play 100 percent (1,100) of their team's offensive snaps... Became the first Broncos center and just the third center in the last five seasons (Garrett Bradbury, Min.; Ryan Kelly, Ind.) to start all 16 of his team's games during his rookie season... Made his NFL debut vs. Ten. (9/14) and became just the second rookie center and 12th rookie offensive lineman in franchise history to start in Week 1.


COLLEGE: Cushenberry III started all 15 games played during his redshirt junior season, helping Louisiana State University to a 15-0 record and a College Football Playoff National Championship win... Became the first offensive lineman to be awarded the No. 18 jersey, given annually to the player who best represents what it means to be an LSU football player both on and off the field... Was a part of an offensive line that received the Joe Moore Award (most outstanding offensive line unit in college football)... Chosen second-team All-American by the American Football Coaches Association and the Football Writers Association of America following his final season... Protected QB Joe Burrow as he set the NCAA record for passing touchdowns in a single season (60)... Played every offensive snap in LSU's National Championship Game win vs. Clemson (1/13/20)... Started all 13 games at center in 2018, ranking second on the team in total offensive snaps with 973... Played every snap in 11-of-13 games... Played in 11 games with the Tigers as a redshirt freshman.

PERSONAL: Cushenberry III attended Dutchtown (La.) High School, where he was named to the All-Louisiana Second team offense... Earned first-team District 5-5A honors as a senior and second-team District 5-5A honors as a junior... Participated for the South Team at the 2020 Senior Bowl... Lloyd Cushenberry III was born on Nov. 22, 1997 in Geismar, La.

CUSHENBERRY III'S REGULAR SEASON RECORD

Year	Club	G	S
2020	Denver	16	16
2021	Denver	16	16
2022	Denver	8	8
CAREER TOTALS		40	40

ADDITIONAL STATISTICS: Miscellaneous FR — 2020 (1), TOTAL (1).



CHRISTIAN DILAURO

67

TACKLE



6-6 • 300 • 3RD YR. • ILLINOIS

BORN: Nov 11, 1994, in Uniontown, Ohio

HIGH SCHOOL: Green (Ohio) High School

ACQUIRED: Free Agent, 2022

NFL YEAR: 3rd • **YEAR WITH BRONCOS:** 2nd

NFL GAMES PLAYED/STARTED: 4/0

DILAURO AT A GLANCE:

- A third-year offensive tackle who appeared in four games with Tennessee (2021) and Denver (2022).
- Played in a career-high three games with Denver in 2022, totaling 11 special-teams snaps.
- Started 38-of-48 games he appeared in at Illinois, earning Big Ten All-Freshman team honors during his redshirt freshman season in 2014 and All-Big Ten honors in 2016.
- Attended Green (Ohio) High School, where he earned first-team All-Suburban League honors as a defensive lineman and tight end in his junior and senior seasons.
- Signed by Denver as a free agent on Oct. 24, 2022.
- Entered the NFL with Cleveland as a college free agent on May 4, 2018.

CAREER TRANSACTIONS: Signed by Cleveland as a college free agent 5/4/22; Waived by Cleveland 9/1/18; Signed by Cleveland (practice squad) 9/2/18; Released by Cleveland 9/4/18; Signed by San Francisco (practice squad) 9/26/18; Signed by San Francisco (active roster) 12/31/22; Waived by San Francisco 8/21/19; Signed by Houston 8/25/19; Waived by Houston 8/31/19; Signed by Houston (practice squad) 9/25/19; Waived by Houston 10/1/19; Signed by Pittsburgh (practice squad) 10/15/19; Signed by Pittsburgh (active roster) 12/30/19; Waived by Pittsburgh 9/5/19; Signed by Tennessee (active roster) 5/26/19; Waived by Tennessee 8/31/19; Signed by Tennessee (practice squad) 9/1/21; Released by Tennessee 9/10/21; Signed by Tennessee (practice squad) 9/13/21; Waived by Tennessee 9/17/21; Signed by Tennessee (practice squad) 9/20/21; Signed by Tennessee 1/24/22; Waived by Tennessee 8/30/22; Signed by Tennessee (practice squad) 9/21/22; Released by Tennessee 10/4/22; Signed by Washington (practice squad) 10/5/22; Released by Washington 10/19/22; Signed by Denver (practice squad) 10/24/22; Signed by Denver (active roster) 12/19/22.



2022: DiLauro played in a career-high three games with Denver, totaling 11 special-teams snaps.


2021: DiLauro appeared in one game with Tennessee, playing in four special-teams snaps.

COLLEGE: DiLauro started 38-of-48 games he appeared in at Illinois, earning Big Ten All-Freshman team honors during his redshirt freshman season in 2014 and All-Big Ten honors in 2016.

PERSONAL: DiLauro attended Green (Ohio) High School, where he earned first-team All-Suburban League honors as a defensive lineman and tight end in his junior and senior seasons... Had 21 catches for 198 yards (9.4 avg.) with a touchdown along with 27 tackles, five TFLs, one interception and two passes defended as a senior... Christian DiLauro was born on November 11, 1994, in Uniontown, Ohio.

DILAURO'S REGULAR SEASON RECORD

Year	Club	G	S
2021	Tennessee	1	0
2022	Denver	3	0
CAREER TOTALS		4	0

**BEN DiNUCCI****6****QUARTERBACK****6-3 • 209 • 2ND YR. • JAMES MADISON****BORN:** Nov. 24, 1996, in Wexford, Pa.**HIGH SCHOOL:** Pine-Richland High School, Gibsonia, Pa.**ACQUIRED:** Free Agent, 2023**NFL YEAR:** 2nd • **YEAR WITH BRONCOS:** 1st**NFL GAMES PLAYED/STARTED:** 3/1**DiNUCCI AT A GLANCE:**

- A second-year quarterback who has appeared in three career regular-season games (1 start with Dallas (2020), completing 23-of-43 passes (53.5%) for 219 yards (67.9 rtg.).
- Started all 10 games for the Seattle Sea Dragons of the XFL in the spring of 2023, where he completed 242-of-374 of his passes (64.1%) for 2,671 yards with 20 touchdowns and 13 interceptions (89.1 rtg.).
- Threw for 219 yards on 23-of-43 passing (53.5%) and also ran six times for 22 yards (3.7 avg.) during his rookie year with Dallas in 2020.
- Attended the University of Pittsburgh (2015-17) and James Madison (2018-19), where he played in 41 games (35 starts) and completed 570-of-854 passes (66.7%) for 6,823 yards with 51 touchdowns and 25 interceptions.
- In his two seasons at James Madison, ranked Top-10 in school history in completions (T-3rd—479), passing yards (4th—5,716), passing touchdowns (4th—45), pass attempts (6th—687) and total offense (7th—6,718).
- Was named AFCA first-team All-American, CAA Offensive Player of the Year and first-team All-CAA as a senior after completing 268-of-378 of his passes (71.0%) for 3,441 yards with 29 touchdowns and six picks in 16 starts.
- Attended Pine-Richland High School in Gibsonia, Pa., where he was named second-team All-American by *USA Today*, Pennsylvania Gatorade Player of the Year, Pennsylvania Sports Writers Class AAAA Player of the Year and Pennsylvania Football News Class AAAA Offensive Player of the Year.
- Became the first player in Pennsylvania history to post at least 4,000 passing yards in a single season during his senior season.
- Was drafted in the seventh round (231st overall) of the 2020 NFL Draft by Dallas.
- Signed by Denver as a free agent on May 16, 2023.

CAREER TRANSACTIONS: Signed by Dallas as a draft pick 7/25/20; Waived by Dallas 8/31/21; Signed by Dallas (practice squad) 9/1/21; Signed by Dallas to a reserve/future contract 1/17/22; Waived by Dallas 8/30/22; Signed by Denver 5/16/23.



XFL: DiNucci played with the Seattle Sea Dragons of the XFL in the spring of 2023, where he started 10 games and completed 242-of-374 of his passes (64.1%) for 2,671 yards with 20 touchdowns and 13 interceptions (89.1 rtg.).

2021: DiNucci spent the season competing on the Cowboy's practice squad.

2020: DiNucci appeared in three games (1 start) after being drafted by Dallas in the seventh round (231st overall) of the 2020 NFL Draft... Combined for 219 yards on 23-of-43 throwing (53.5%) with no touchdowns and no interceptions (67.9 rtg.)... Made his NFL debut vs. Ari. (10/19)... Entered the game at Was. (10/25), completing two-of-three passes for 39 yards (109.7 rtg.)... Made his first NFL start at Phi. (11/1), completing 21-of-40 of his passes (52.5%) for 180 yards (64.6 rtg.).

COLLEGE: DiNucci appeared in 41 games (35 starts) at the University of Pittsburgh (2015-17) and James Madison (2018-19), completing 570-of-854 passes (66.7%) for 6,823 yards with 51 touchdowns and 25 interceptions... Also ran for 1,146 yards on 286 rushing attempts (4.0 avg.) with 17 scores... In his two seasons at James Madison, ranked Top-10 in school history in completions (T-3rd—479), passing yards (4th—5,716), passing touchdowns (4th—45), pass attempts (6th—687) and total offense (7th—6,718)... Named AFCA first-team All-American, CAA Offensive Player of the Year and first-team All-CAA as a senior after completing 268-of-378 passes (71.0%) for 3,441 yards with 29 touchdowns and six picks in 16 starts... Also ran 122 times for 569 yards (4.7 avg.) with seven scores... Was named CAA Offensive Player of the Week after throwing for 293 yards on 19-of-24 throwing (79.2%) with two scores vs. New Hampshire (11/9)... Started all 13 games as a junior at James Madison, earning third-team All-CAA honors after completing 211-of-309 passes (68.3%)

2,275 yards with 16 touchdowns and 12 interceptions... Also rushed for 433 yards and a team-best nine scores on 107 carries (4.0 avg.)... Was named CAA Offensive Player of the Week vs. Rhode Island (11/10), where he produced 227 yards and four touchdowns on 18-of-25 passing (72.0%).

PERSONAL: DiNucci attended Pine-Richland High School in Gibsonsia, Pa., where he was named second-team All-American by *USA Today*, Pennsylvania Gatorade Player of the Year, Pennsylvania Sports Writers Class AAAA Player of the Year and Pennsylvania Football News Class AAAA Offensive Player of the Year... Was also named to the *Pittsburgh Post-Gazette* "Fabulous 22" and *Pittsburgh Tribune-Review* "Terrific 25"... Totaled 7,619 yards and 72 scores in his career... Became the first player in Pennsylvania history to throw for 4,000 yards as a senior when he recorded 4,269 yards and 46 touchdowns... Also participated in basketball... Ben DiNucci was born on Nov. 24, 1996 in Wexford, Pa.

DINUCCI'S REGULAR SEASON RECORD

Year	Club	PASSING													
		G	S	Att.	Comp.	Pct.	Yds.	Yds./Att.	TD	% Int.	% LG	Sack/Yds.	Rtg.		
2020	Dallas	3	1	43	23	53.5	219	5.1	0	0.0	0	0.0	32	7/73	67.9
CAREER TOTALS		3	1	43	23	53.5	219	5.1	0	0.0	0	0.0	32	7/73	67.9

Year	Club	RUSHING					SCORING					
		Att.	Yds.	Avg.	LG	TD	TD	TDr	TDp	TDrt	2pt	Pts.
2020	Dallas	6	22	3.7	10	0	0	0	0	0	0	0
CAREER TOTALS		6	22	3.7	10	0	0	0	0	0	0	0

BEN DINUCCI'S CAREER GAME-BY-GAME

(Victories asterisked)

2020 DALLAS (6-10)		PASSING										RUSHING				
Opponent	P/S	Att.	Comp.	Yds.	Pct.	TD	INT	LG	S/Yds.	Rtg.	Att.	Yds.	Avg.	LG	TD	
Games 1-5		INACTIVE														
vs. Ari. (10/19)	P	0	0	0	—	0	0	—	0/0	—	0	0	—	—	0	
at Was. (10/25)	P	3	2	66.7	39	0	0	32	3/25	109.7	1	0	0.0	0	0	
at Phi. (11/1)	S	40	21	52.5	180	0	0	15	4/48	64.6	5	22	4.4	10	0	
Games 9-16		INACTIVE														
Season Totals	3/1	43	23	219	53.5	0	0	32	7/73	67.9	6	22	3.7	10	0	



RILEY DIXON

19

PUNTER



6-4 • 221 • 8TH YR. • SYRACUSE

BORN: Aug. 24, 1993, in Oneida, N.Y.

HIGH SCHOOL: Christian Brother Academy, Syracuse, N.Y.

ACQUIRED: Unrestricted Free Agent (L.A. Rams), 2023

NFL YEAR: 8th • **YEAR WITH BRONCOS:** 3rd

NFL GAMES PLAYED/STARTED: 114/0

DIXON AT A GLANCE:

- An eighth-year player who has appeared in 114 games with Denver (2016-17), N.Y. Giants (2018-21) and L.A. Rams (2022), punting 512 times for 23,431 yards (45.8 avg. / 40.7 net) with 31 touchbacks and 171 punts inside of the 20-yard line.
- Since 2016, ranks in the Top-10 among punters in punts (1st—512), punting yards (2nd—23,431) and punts inside of the 20-yard line (6th—171).
- Set a career-high 48.4 punting average in 17 games in 2022 with the Rams after punting 71 times for 3,434 yards with 19 punts inside of the 20-yard line, four touchbacks and a 40.8 net average.
- Punted 74 times in 17 games during 2021 with the Giants, totaling 3,283 yards (44.4 avg. / 39.5 net) with 24 punts inside of the 20-yard line and six touchbacks.
- In 2020, recorded 2,911 yards on 65 punts (44.8 avg. / 38.8 net) along with 28 punts inside of the 20-yard line and six touchbacks.
- Recorded a career-high 29 punts inside the 20-yard line on 69 punts and also totaled 3,178 yards (46.1 avg. / 42.3 net) and two touchbacks in 16 games in 2019.
- Contributed 3,226 yards on 71 punts (45.4 avg. / 41.8 net) with four touchbacks and 20 punts inside of the 20-yard line in 16 games during the 2018 season.
- Played in 16 games in 2017, punting 73 times for the Broncos for 3,331 yards (45.6 avg. / 40.2 net) with 23 punts inside of the 20-yard line and three touchbacks.

- Punted 89 times for 4,068 yards (45.7 avg.) with Denver in 2016, setting an NFL rookie record for single-season net punting average (41.3).
- Played 39 games for Syracuse University after joining the team as a walk-on, totaling 218 punts for 9,291 yards (42.9 avg.) with 72 punts inside the 20-yard line.
- Selected by the Broncos in the seventh round (228th overall) of the 2016 NFL Draft.
- Signed by Denver as an unrestricted free agent (L.A. Rams) on March 21, 2023.

CAREER TRANSACTIONS: Signed by Denver as a draft choice 5/11/16; Traded to N.Y. Giants 4/23/18; Re-Signed by N.Y. Giants 12/8/19; Released by N.Y. Giants 3/10/22; Signed by L.A. Rams 4/5/22; Signed by Denver 3/21/23.



2022: Dixon set a career-high 48.4 punting average in 17 games with the Rams after punting 71 times for 3,434 yards with 19 punts inside of the 20-yard line, four touchbacks and a 40.8 net average... Punted five times for 240 yards (48.0 avg. / 45.6 net) with one punt inside the 20-yard line vs. Car. (10/16)... Totaled 253 yards on five punts (50.6 avg. / 43.8 net) along with one punt inside the 20-yard line vs. S.F. (10/30)... Contributed a season-high nine punts for 477 yards (53.0 avg. / 43.9 net) along with two punts inside the 20-yard line at T.B. (11/6)... Punted six times for 286 yards (47.7 avg. / 41.0 net) and one punt inside the 20-yard line at N.O. (11/20).

2021: Dixon punted 74 times in 17 games with the Giants, totaling 3,283 yards (44.4 avg. / 39.5 net) with 24 punts inside of the 20-yard line and six touchbacks... Produced 215 yards and two punts inside of the 20-yard line on five punt attempts (43.0 avg. / 43.0 net) at K.C. (11/1)... Produced five punts for 228 yards (45.6 avg. / 41.6 net) with one punt inside the 20-yard line at LAC (12/12)... Totaled a season-high 306 yards on six punts (51.0 avg. / 47.2 net) with one punt inside the 20-yard line vs. Was. (1/9).

2020: Dixon recorded 2,911 yards on 65 punts (44.8 avg. / 38.8 net) along with 28 punts inside of the 20-yard line and six touchbacks... Placed two punts inside the 20-yard line and totaled 216 yards on five punts (43.2 avg. / 40.0 net) at LAR (10/4)... Punted six times for 265 yards (44.2 avg. / 42.0 net) and three punts inside the 20-yard line at Phi. (10/22)... Contributed five punts for 233 yards (46.6 avg. / 37.8 net) with two punts inside the 20-yard line at Cin. (11/29)... Punted a season-high eight times for 390 yards (48.8 avg. / 36.6 net) with one punt inside of the 20-yard line vs. Ari. (12/13)... Punted twice inside the 20-yard line and amassed 226 yards on five punts (45.2 avg. / 37.6 net) vs. Dal. (1/3).

2019: Dixon recorded a career-high 29 punts inside the 20-yard line on 69 punts and also totaled 3,178 yards (46.1 avg. / 42.3 net) and two touchbacks in 16 games... Placed two punts inside of the 20-yard line on five attempts and totaled 242 yards (48.4 avg. / 47.2 net) vs. Buf. (9/15)... Punted five times for 244 yards (48.8 avg. / 47.0 net) with one punt inside of the 20-yard line at T.B. (9/22)... Posted 322 yards on six punts (53.7 avg. / 45.5 net) with one punt inside the 20-yard line at NYJ (11/10)... Set a season-high four punts inside the 20-yard line on five attempts for 257 yards (51.4 avg. / 51.2 net) at Chi. (11/24)... Had a season-high nine punts for 415 yards (46.1 avg. / 43.6 net) with two punts inside the 20-yard line at Phi. (12/9)... Punted five times for 209 yards (41.8 avg. / 41.8 net) with two punts inside the 20-yard line vs. Mia. (12/15)... Contributed 257 yards on six punts (42.8 avg. / 42.3 net) with three punts inside of the 20-yard line vs. Phi. (12/29).

2018: Dixon contributed 3,226 yards on 71 punts (45.4 avg. / 41.8 net) with four touchbacks and 20 punts inside of the 20-yard line in 16 games... Punted five times for 247 yards (49.4 avg. / 43.4 net) vs. Jac. (9/9)... Set a season-high three punts inside the 20-yard line on six punts for 260 yards (43.3 avg. / 40.0 net) at Dal. (9/16)... Posted 253 yards on five punts (50.6 avg. / 41.2 net) with two punts inside the 20-yard line vs. Phi. (10/11)... Recorded three punts inside the 20-yard line on five punts and finished with 220 yards (44.0 avg. / 44.0 net) vs. Was. (10/28)... Punted five times for 238 yards (47.6 avg. / 42.8 net) with three punts inside the 20-yard line at S.F. (11/12)... Posted a season-high seven punts for 311 yards (44.4 avg. / 42.1 net) and one punt inside the 20-yard line vs. Chi. (12/2)... Totaled 258 yards on six punts (43.0 avg. / 43.3 net) with one punt inside the 20-yard line at Was. (12/9).

2017: Dixon punted 73 times for 3,331 yards (45.6 avg. / 40.2 net) with 23 punts inside the 20-yard line and two blocks... Punted three times for 144 yards (48.0 avg. / 49.0 net) vs. LAC (9/11)... Punted three times for 125 yards (41.7 avg.) and made one special-teams tackle at Buf. (9/24)... Punted four times for 162 yards (40.5 avg. / 40.5 net) at K.C. (10/30)... Punted six times for 302 yards (50.3 avg. / 46.7 net) at Phi. (11/5)... Punted five times for 222 yards (44.4 / 43.6 net) with a season-best four punts inside the 20-yard line vs. Cin. (11/19).

2016: Selected in the seventh round (228th overall) of the 2016 NFL Draft, Dixon punted 89 times for 4,068 yards (45.7 avg. / 41.3 net)... Finished with the highest net punting average (41.3) by a rookie in NFL history... Punted seven times for 330 yards (47.1 avg. / 41.9 net) with five punts inside the 20-yard line at T.B. (10/2)... Punted five times for 253 yards (50.6 avg. / 47.8 net), including a 68-yard punt from the end zone with just over two minutes remaining in the game vs. S.D. (10/30)... Punted 11 times for 506 yards—the fifth-most yards in team history—(46.0 avg. / 40.8 net) with three punts inside the 20-yard line at Jac. (12/4)... Punted five times for 207 yards (41.4 avg. / 38.0 net) with two punts inside the 20-yard line in addition to completing a 16-yard pass at Ten. (12/11)... Became the second Broncos punter ever and first since Chris Norman (vs. K.C. on 11/16/86) to complete a pass.

COLLEGE: Dixon played 39 games for Syracuse University after joining the team as a walk-on, totaling 218 punts for 9,291 yards (42.9 avg.) with 72 punts inside the 20-yard line... Appeared in 12 games in 2015, totaling 65 punts for 2,839 yards (43.7 gross / 41.9 net) while placing 28 kicks inside the 20-yard line (43.1%) in his senior season at Syracuse... Named one of 10 semifinalists for the Ray Guy Award (nation's top punter) and a semifinalist for the William V. Campbell Trophy (most outstanding football scholar-athlete)... Played 12 games as a junior, punting 75 times for 3,182 yards (42.4 avg.) with 23 punts inside the 20-yard line... Earned honorable mention All-ACC recognition and was a Burlsworth Trophy nominee (most outstanding player who began his career as a walk-on)... Completed the eventual game-winning pass (1 yd.) on a fake field goal in double overtime vs. Villanova (8/29/14)... Rushed for 42 yards on a fake punt against Notre Dame (9/27/14)... Saw action in all 13 games in 2013, punting 75 times for 3,161 yards (42.1 avg.)... Booted a school-record 75-yard punt against Clemson (10/5/13)... Rewarded with a scholarship at the end of his redshirt sophomore season.

PERSONAL: Dixon oversaw punting and kicking duties for Christian Brothers Academy in Syracuse, N.Y... Named to the 2010 *Post-Standard* All-Central New York first team... Also lettered in baseball... Earned his undergraduate degree in accounting and is currently pursuing a master's degree in accounting... Named to Syracuse's Athletic Director Honor Roll in nine consecutive semesters in addition to making the 2013 and 2014 All-ACC Academic teams... Riley Dixon was born on Aug. 24, 1993, in Oneida, N.Y.

DIXON'S REGULAR SEASON RECORD

Year	Club	G	S	No.	Yds.	Avg.	Net.	TB	In 20	LG	Bik.
2016	Denver	16	0	89	4,068	45.7	41.3	6	28	68	0
2017	Denver	16	0	73	3,331	45.6	40.2	3	23	60	2
2018	N.Y. Giants	16	0	71	3,226	45.4	41.8	4	20	60	0
2019	N.Y. Giants	16	0	69	3,178	46.1	42.3	2	29	62	2
2020	N.Y. Giants	16	0	65	2,911	44.8	38.8	6	28	71	1
2021	N.Y. Giants	17	0	74	3,283	44.4	39.5	6	24	63	0
2022	L.A. Rams	17	0	71	3,434	48.4	40.8	4	19	67	2
CAREER TOTALS		114	0	512	23,431	45.8	40.7	31	171	71	7

ADDITIONAL STATISTICS: Kickoffs — 2016 (3 for 165 yards, 55.0 avg., 1 TBs), 2017 (2 for 118 yards, 59.0 avg., 0 TBs), 2019 (1 for 52 yards, 52.0 avg., 0 TBs), 2020 (1 for 50 yards, 50.0 avg., 0 TBs), 2021 (1 for 51 yards, 51.0 avg., 0 TBs), 2022 (1 for 30 yards, 30.0 avg., 0 TBs), TOTAL (9 for 466 yards, 51.8 avg., 1 TBs), Receptions — 2018 (1 for 14, 14.0 avg., 14 LG, 0 TD), TOTAL (1 for 14, 14.0 avg., 14 LG, 0 TD). Completed a 16-yard pass at Tennessee (12/11/17). Completed a 12-yard pass vs. Dallas (10/9/22). Completed a 6-yard pass at Kansas City (11/27/22).

DIXON'S SINGLE GAME HIGHS

(Postseason in parentheses)

Punts — 11, at Jacksonville, 12/4/16 (none). **Punting yards** — 506, at Jacksonville, 12/4/16 (none). **Longest punt** — 71, vs. Philadelphia, 11/15/20 (none). **Punts inside the 20** — 5, at Tampa Bay, 10/2/16 (none).

RILEY DIXON'S CAREER GAME-BY-GAME

(Victories asterisked)

2016 DENVER (9-7)		PUNTING											
Date	Opponent	P/S	No.	Yds.	Avg.	Net.	TB	In 20	LG	Bik.	Opp. Ret.	Ret. Yds.	
Sept 8	vs. Carolina*	P	3	140	46.7	42.7	0	0	54	0	2	12	
Sept 18	vs. Indianapolis*	P	2	98	49.0	39.0	1	1	53	0	0	0	
Sept 25	at Cincinnati*	P	5	231	46.2	41.4	1	0	53	0	2	4	
Oct 2	at Tampa Bay*	P	7	330	47.1	41.9	0	5	57	0	3	37	
Oct 9	vs. Atlanta	P	6	290	48.3	43.8	1	2	62	0	1	7	
Oct 13	at San Diego	P	5	221	44.2	38.6	0	2	48	0	4	28	
Oct 24	vs. Houston*	P	6	255	42.5	40.7	0	2	49	0	2	11	
Oct 30	vs. San Diego*	P	5	285	50.6	47.8	0	0	68	0	3	14	
Nov 6	at Oakland	P	6	267	44.5	39.2	0	0	59	0	5	32	
Nov 13	at New Orleans*	P	3	124	41.3	40.0	0	2	45	0	2	4	
Nov 27	vs. Kansas City	P	6	271	45.2	40.5	0	3	59	0	2	28	
Dec 4	at Jacksonville*	P	11	506	46.0	40.8	2	3	58	0	4	17	
Dec 11	at Tennessee	P	5	207	41.4	38.0	0	2	53	0	1	17	
Dec 18	vs. New England	P	7	325	46.4	43.4	0	3	58	0	3	21	
Dec 25	at Kansas City	P	7	326	46.6	40.7	1	2	61	0	4	21	
Jan 1	vs. Oakland*	P	5	224	44.8	41.2	0	1	53	0	2	18	
Season Totals			16/0	89	4,068	45.7	41.3	6	28	68	0	40	271

DID YOU KNOW?

The Denver Broncos earned their 500th overall (reg. + postseason) victory against the Los Angeles Chargers in Week 5 of the 2019 season (Oct. 6), reaching their milestone victory in 947 games. The Broncos rank second in the NFL in overall wins among original American Football League franchises.

2017 DENVER (5-11)													
PUNTING													
Date	Opponent	P/S	No.	Yds.	Avg.	Net.	TB	In 20	LG	Blk.	Opp. Ret.	Ret. Yds.	
Sep 11	vs. LA Chargers*	P	3	144	48.0	49.0	0	2	53	0	1	-3	
Sep 17	vs. Dallas*	P	3	129	43.0	36.7	0	1	48	0	1	19	
Sep 24	at Buffalo	P	3	125	41.7	28.3	1	0	45	0	2	20	
Oct 1	vs. Oakland*	P	6	271	45.2	43.8	0	3	53	0	2	8	
Oct 15	vs. New York Giants	P	3	153	51.0	44.3	0	0	55	0	1	20	
Oct 22	at LA Chargers	P	8	329	43.6	32.6	0	2	46	0	3	88	
Oct 30	at Kansas City	P	4	162	40.5	40.5	0	1	48	0	1	0	
Nov 5	at Philadelphia	P	6	302	50.3	46.7	0	0	55	0	5	22	
Nov 12	vs. New England	P	2	95	47.5	31.7	0	1	49	1	0	0	
Nov 19	vs. Cincinnati	P	5	222	44.4	43.6	0	4	46	0	1	4	
Nov 26	at Oakland	P	8	362	44.9	41.8	0	0	58	0	4	25	
Dec 3	at Miami	P	7	340	48.6	35.5	0	2	58	1	5	56	
Dec 10	vs. New York Jets*	P	5	247	49.4	41.6	2	2	60	0	1	-1	
Dec 14	at Indianapolis*	P	1	52	52.0	52.0	0	1	52	0	0	0	
Dec 24	at Washington	P	4	221	44.2	43.6	0	2	53	0	1	3	
Dec 31	vs. Kansas City	P	4	157	39.3	40.0	0	2	49	0	2	-3	
Season Totals			16/0	73	3,331	45.6	40.2	3	23	60	2	30	258

2018 N.Y. GIANTS (5-11)													
PUNTING													
Date	Opponent	P/S	No.	Yds.	Avg.	Net.	TB	In 20	LG	Blk.	Opp. Ret.	Ret. Yds.	
Sep 9	vs. Jacksonville	P	5	247	49.4	43.4	1	0	59	0	2	10	
Sep 16	at Dallas	P	6	260	43.3	40.0	1	3	55	0	1	0	
Sep 23	at Houston*	P	4	198	49.5	38.3	0	0	53	0	3	45	
Sep 30	vs. New Orleans	P	4	204	51.0	42.3	1	0	60	0	3	15	
Oct 7	at Carolina	P	2	99	49.5	51.0	0	1	51	0	1	-3	
Oct 11	vs. Philadelphia	P	5	253	50.6	41.2	0	2	52	0	5	47	
Oct 22	at Atlanta	P	4	163	40.8	40.8	0	2	52	0	0	0	
Oct 28	vs. Washington	P	5	220	44.0	44.0	0	3	53	0	0	0	
Nov 12	at San Francisco*	P	5	238	47.6	42.8	0	3	59	0	2	24	
Nov 18	vs. Tampa Bay*	P	4	166	41.5	34.0	1	1	54	0	1	10	
Nov 25	at Philadelphia	P	3	133	44.3	43.0	0	0	56	0	2	4	
Dec 2	vs. Chicago*	P	7	311	44.4	42.1	0	1	54	0	2	16	
Dec 9	at Washington*	P	6	258	43.0	43.3	0	1	50	0	2	-2	
Dec 16	vs. Tennessee	P	6	237	39.5	38.2	0	2	50	0	1	8	
Dec 23	at Indianapolis	P	3	145	48.3	47.3	0	1	52	0	2	3	
Dec 30	vs. Dallas	P	2	94	47.0	47.0	0	0	49	0	0	0	
Season Totals			16/0	71	3,226	45.4	41.8	4	20	60	0	27	177

2019 N.Y. GIANTS (4-12)													
PUNTING													
Date	Opponent	P/S	No.	Yds.	Avg.	Net.	TB	In 20	LG	Blk.	Opp. Ret.	Ret. Yds.	
Sep 8	at Dallas	P	4	166	41.5	41.5	0	3	47	0	0	0	
Sep 15	vs. Buffalo	P	5	242	48.4	47.2	0	2	58	0	2	6	
Sep 22	at Tampa Bay*	P	5	244	48.8	47.0	0	1	52	0	5	9	
Sep 29	vs. Washington*	P	3	165	55.0	53.0	0	3	57	0	1	6	
Oct 6	vs. Minnesota	P	3	134	44.7	33.0	1	1	56	0	1	15	
Oct 10	at New England	P	5	196	39.2	31.0	0	2	53	1	1	10	
Oct 20	vs. Arizona	P	3	112	37.3	36.3	0	1	43	0	1	3	
Oct 27	at Detroit	P	3	135	45.0	43.7	0	1	50	0	1	4	
Nov 4	vs. Dallas	P	3	142	47.3	39.3	0	1	58	0	2	24	
Nov 10	at N.Y. Jets	P	6	322	53.7	45.5	1	1	59	0	3	29	
Nov 24	at Chicago	P	5	257	51.4	51.2	0	4	62	0	1	1	
Dec 1	vs. Green Bay	P	1	47	47.0	44.0	0	0	47	0	1	3	
Dec 9	at Philadelphia	P	9	415	46.1	43.6	0	2	54	0	3	23	
Dec 15	vs. Miami*	P	5	209	41.8	41.8	0	2	53	0	0	0	
Dec 22	at Washington*	P	3	135	45.0	33.8	0	2	53	1	0	0	
Dec 29	vs. Philadelphia	P	6	257	42.8	42.3	0	3	53	0	2	3	
Season Totals			16/0	69	3,178	46.1	42.3	2	29	62	2	24	136

2020 N.Y. GIANTS (6-10)													
PUNTING													
Date	Opponent	P/S	No.	Yds.	Avg.	Net.	TB	In 20	LG	Blk.	Opp. Ret.	Ret. Yds.	
Sep 14	vs. Pittsburgh	P	5	193	38.6	36.0	0	3	53	0	3	13	
Sep 20	at Chicago	P	3	174	58.0	44.7	2	1	62	0	0	0	
Sep 27	vs. San Francisco	P	1	54	54.0	54.0	0	1	54	0	0	0	
Oct 4	at L.A. Rams	P	5	216	43.2	40.0	0	2	50	0	2	16	
Oct 11	at Dallas	P	2	104	52.0	50.5	0	1	55	0	1	3	
Oct 18	vs. Washington*	P	2	70	35.0	34.0	0	1	46	0	1	2	
Oct 22	at Philadelphia	P	6	265	44.2	42.0	0	3	56	0	2	13	
Nov 2	vs. Tampa Bay	P	4	144	36.0	36.0	0	2	38	0	0	0	
Nov 8	at Washington*	P	4	158	39.5	36.5	0	3	49	0	2	12	
Nov 15	vs. Philadelphia*	P	4	213	53.3	53.3	0	4	71	0	0	0	
Nov 29	at Cincinnati*	P	5	233	46.6	37.8	0	2	61	0	2	44	
Dec 6	at Seattle*	P	6	261	43.5	32.7	1	1	49	1	2	12	
Dec 13	vs. Arizona	P	8	390	48.8	36.6	1	1	55	0	6	77	
Dec 20	vs. Cleveland	P	2	69	34.5	31.5	0	1	35	0	1	6	
Dec 27	at Baltimore	P	3	141	47.0	35.0	0	0	54	0	2	36	
Jan 3	vs. Dallas*	P	5	226	45.2	37.6	2	2	51	0	1	-2	
Season Totals			16/0	65	2,911	44.8	38.8	6	28	71	1	25	232

2021 N.Y. GIANTS (4-13)			PUNTING										
Date	Opponent	P/S	No.	Yds.	Avg.	Net.	TB	In 20	LG	Blk.	Opp. Ret.	Ret.	Yds.
Sept 12	vs. Denver	P	3	162	54.0	39.3	1	0	61	0	2	24	
Sept 16	at Washington	P	3	123	41.0	41.0	0	2	53	0	0	0	
Sep 26	vs. Atlanta	P	5	229	45.8	37.0	1	2	55	0	3	24	
Oct 3	at New Orleans*	P	4	157	39.3	37.0	0	1	51	0	1	9	
Oct 10	at Dallas	P	2	90	45.0	36.5	0	0	50	0	1	17	
Oct 17	vs. L.A. Rams	P	4	210	52.5	43.5	0	0	63	0	3	36	
Oct 24	vs. Carolina*	P	5	229	45.8	39.0	1	1	51	0	2	14	
Nov 1	at Kansas City	P	5	215	43.0	43.0	0	2	51	0	0	0	
Nov 7	vs. Las Vegas*	P	3	146	48.7	47.0	0	3	58	0	1	5	
Nov 22	at Tampa Bay	P	4	193	48.3	46.0	0	3	52	0	1	9	
Nov 28	vs. Philadelphia*	P	5	196	39.2	35.6	0	1	46	0	4	18	
Dec 5	at Miami	P	6	248	41.3	36.8	1	2	46	0	1	7	
Dec 12	at L.A. Chargers	P	5	228	45.6	41.6	1	1	63	0	0	0	
Dec 19	vs. Dallas	P	2	101	50.5	50.5	0	1	51	0	0	0	
Dec 26	at Philadelphia	P	8	294	36.8	28.0	1	3	48	0	4	50	
Jan 2	at Chicago	P	4	156	39.0	38.8	0	1	46	0	1	1	
Jan 9	vs. Washington	P	6	306	51.0	47.2	0	1	56	0	4	23	
Season Totals			17/0	74	3,283	44.4	39.5	6	24	63	0	28	237

2022 L.A. RAMS (5-12)			PUNTING										
Date	Opponent	P/S	No.	Yds.	Avg.	Net.	TB	In 20	LG	Blk.	Opp. Ret.	Ret.	Yds.
Sept 8	vs. Buffalo	P	4	180	45.0	40.0	0	2	57	0	1	20	
Sept 18	vs. Atlanta*	P	0	0	—	—	0	0	0	1	0	0	
Sept 25	at Arizona*	P	3	135	45.0	41.0	0	0	51	0	3	12	
Oct 3	at San Francisco	P	4	229	57.3	48.8	0	0	60	0	2	34	
Oct 9	vs. Dallas	P	5	223	44.6	35.2	0	2	53	1	1	12	
Oct 16	vs. Carolina*	P	5	240	48.0	45.6	0	1	60	0	3	12	
Oct 30	vs. San Francisco	P	5	253	50.6	43.8	0	1	58	0	3	34	
Nov 6	at Tampa Bay	P	9	477	53.0	43.9	0	2	64	0	8	82	
Nov 13	vs. Arizona	P	5	252	50.4	38.4	1	0	60	0	3	40	
Nov 20	at New Orleans	P	6	286	47.7	41.0	0	1	60	0	4	40	
Nov 27	at Kansas City	P	4	180	45.0	45.0	0	2	49	0	1	0	
Dec 4	vs. Seattle	P	3	164	54.7	54.7	0	2	60	0	0	0	
Dec 8	vs. Las Vegas*	P	3	156	52.0	45.3	1	1	65	0	0	0	
Dec 19	at Green Bay	P	4	151	37.8	28.8	0	1	47	0	2	36	
Dec 25	vs. Denver*	P	0	0	—	—	0	0	0	0	0	0	
Jan 1	at L.A. Chargers	P	5	222	44.4	39.2	0	1	57	0	3	26	
Jan 8	at Seattle	P	6	286	47.7	37.0	2	3	67	0	2	24	
Season Totals			17/0	71	3,434	48.4	40.8	4	19	67	2	36	372



GREG DULCICH
80

TIGHT END

6-4 • 245 • 2ND YR. • UCLA

BORN: March 26, 2000, in Glendale, Calif.

HIGH SCHOOL: St. Francis High School, La Cañada Flintridge, Calif.

ACQUIRED: Draft #3 (80th overall), 2022

NFL YEAR: 2nd • **YEAR WITH BRONCOS:** 2nd

NFL GAMES PLAYED/STARTED: 10/6



- DULCICH AT A GLANCE:**
- A second-year tight end who appeared in 10 games (6 starts) in his rookie season, posting 411 yards and two touchdowns on 33 catches (12.5 avg.).
 - Appeared in 33 games (17 starts) over four seasons (2018-21) at UCLA, recording 77 receptions for 1,353 yards (17.6 avg.) with 11 touchdowns.
 - Earned semifinalist recognition for the John Mackey Award (nation's top tight end) in 2021 after posting 42 catches for 725 yards (17.3 avg.) with five touchdowns in 12 games (all starts).
 - Appeared in seven games (five starts) in 2020, totaling 26 receptions for 517 yards (19.9 avg.) with five touchdowns.
 - Tallied eight receptions for 105 yards (13.1 avg.) with one score in 11 games played in 2019.

- Played three games, collecting one catch for six yards (6.0 yds.) as a true freshman in 2018.
- Prepped at St. Francis High School in La Cañada Flintridge, Calif., where he caught 50 passes for 1,168 yards (23.4 avg.) with 12 touchdowns as a senior.
- Selected by the Broncos in the third round (80th overall) of the 2022 NFL Draft.

CAREER TRANSACTIONS: Signed by Denver as a draft choice 5/13/22.



2022: Dulcich appeared in 10 games (6 starts) in his rookie season after being selected by the Broncos in the third round (80th overall) of the 2022 NFL Draft, posting 411 yards and two touchdowns on 33 catches (12.5 avg.)... His 411 receiving yards were the second-most by a Broncos rookie tight end, behind only TE Noah Fant (562, 2019), and the second-most among rookie tight ends from the 2022 draft... Nabbed a touchdown pass in his NFL debut, a 39-yard strike from QB Russell Wilson, to become just the third Bronco tight end to catch a touchdown pass in his NFL debut... Tallied a career-high 87 yards on four receptions (21.8 avg.) at Jac. (10/30)... Had the most receiving yards in Week 13 by a tight end (85) on six catches (14.2 avg.) at Bal. (12/4)... Made three catches for 42 yards (14.0 avg.) vs. K.C. (12/11)... Caught his second career touchdown pass and produced 39 yards on four catches (9.8 avg.) at LAR (12/25)... Was placed on injured reserve (hamstring) for Weeks 1-5 and Weeks 17-18.

COLLEGE: Dulcich appeared in 33 games (17 starts) over four seasons (2018-21) at UCLA, recording 77 receptions for 1,353 yards (17.6 avg.) with 11 touchdowns... Named first-team All-Pac 12 by league coaches, and earned semifinalist recognition for the John Mackey Award (nation's top tight end) after starting all 12 games played in 2021, registering 42 receptions for 725 yards (17.3 avg.) with five touchdowns... His 17.3 yards per catch ranked No. 3 among the nation's tight ends, and his 60.4 receiving yards per game ranked fifth in the Pac-12... Recorded the eighth-most touchdowns (5) in the Pac-12... Voted second-team All-Pac 12 by league coaches and the Associated Press after posting 26 catches for 517 yards (19.9 avg.) with five scores as a junior... Registered the nation's second-highest receiving yards per contest (73.9) among players in his position group.

PERSONAL: Dulcich prepped at St. Francis High School in La Cañada Flintridge, Calif., where he was a three-star recruit... Caught 50 passes for 1,168 yards and 12 touchdowns as a senior and added 21 tackles on defense... Majored in political science at UCLA... Was named to the Athletic Director's Honor Roll in eight different semesters... Was awarded a scholarship in the spring of 2020... Greg Dulcich (pronounced: Dul-SICH) was born on March 26, 2000, in Glendale, Calif.

DULCICH'S REGULAR SEASON RECORD

Year	Club	RECEIVING						RUSHING				SCORING							
		G	S	No.	Yds.	Avg.	LG	TD	No.	Yds.	Avg.	LG	TD	TD	TDr	2pt	Pts.		
2022	Denver	10	6	33	411	12.5	39t	2	0	0	—	—	0	2	0	2	0	0	12
CAREER TOTALS		10	6	33	411	12.5	39t	2	0	0	—	—	0	2	0	2	0	0	12

DULCICH'S SINGLE-GAME HIGHS

(Postseason in parentheses)

Receptions — 6, twice, last: at Baltimore, 12/4/22 (none). **Receiving yards** — 87, at Jacksonville, 10/30/22 (none). **Longest reception** — 39t, at L.A. Chargers, 10/17/22 (none). **Receiving touchdowns** — 1, twice, last: at L.A. Rams, 12/25/22 (none).

GREG DULCICH'S CAREER GAME-BY-GAME

(Victories asterisked)

2022 DENVER (5-12)		RECEIVING						SCORING	
Date	Opponent	P/S	No.	Yds.	Avg.	LG	TD	2pt.	Pts.
Games 1-5									
INJURED RESERVE									
Oct 17	at L.A. Chargers	P	2	44	22.0	39t	1	0	6
Oct 23	vs. N.Y. Jets	P	6	51	8.5	16	0	0	0
Oct 30	at Jacksonville*	S	4	87	21.8	38	0	0	0
Nov 13	at Tennessee	S	1	11	11.0	11	0	0	0
Nov 20	vs. Las Vegas	S	4	30	7.5	15	0	0	0
Nov 27	at Carolina	P	1	11	5.5	9	0	0	0
Dec 4	at Baltimore	P	6	85	14.2	30	0	0	0
Dec 11	vs. Kansas City	S	3	42	14.0	23	0	0	0
Dec 18	vs. Arizona*	S	1	11	11.0	11	0	0	0
Dec 25	at L.A. Rams	S	4	39	9.8	11t	1	0	6
Games 16-17									
INJURED RESERVE									
Season Totals		10/6	33	411	12.5	39t	2	0	12

**CAMERON FLEMING****73****TACKLE****6-5 • 320 • 10TH YR. • STANFORD****BORN:** Sept. 3, 1992, in Fort Hood, Texas**HIGH SCHOOL:** Cypress Creek (Texas) High School**ACQUIRED:** Unrestricted Free Agent (N.Y. Giants), 2021**NFL YEAR:** 10th • **YEAR WITH BRONCOS:** 3rd**NFL GAMES PLAYED/STARTED:** 111/61 • **POSTSEASON GP/GS:** 11/2**FLEMING AT A GLANCE:**

- A 10th-year tackle who has played 111 career regular-season games (61 starts) and 11 post-season contests (2 starts) during his career with New England (2014-17), Dallas (2018-19), N.Y. Giants (2020) and Denver (2021-22).
- Started all 15 games (5 at LT; 10 at RT) that he played in during the 2022 season, totaling 976 offensive snaps, the most among Denver offensive linemen.
- Made five appearances (4 starts at RT) in his first season with Denver, totaling 285 offensive snaps.
- Started all 16 games (all at RT) with the Giants in 2020, playing a career-high 911 (89.9%) offensive snaps.
- Saw action in 28 games (6 starts) and played a combined 491 offensive plays during his two seasons with the Cowboys (2018-19).
- Played four seasons (2014-17) with the Patriots, appearing in 47 regular-season games (20 starts) and nine postseason contests (2 starts) while starting at least 12 games from 2015-17.
- Was a member of New England's Super Bowl LI-winning team in 2016.
- Logged three collegiate seasons (2011-13) at Stanford, playing 42 games while earning second team All-Pac 12 honors during his senior season in 2013.
- Selected by the Patriots in the fourth round (140th overall) of the 2014 NFL Draft.
- Signed by the Broncos as an unrestricted free agent on May 20, 2021.

CAREER TRANSACTIONS: Signed by New England as a draft choice 5/15/14; Waived by New England 9/6/15; Signed by New England (practice squad) 9/8/15; Signed by New England 4/10/17; Signed by Dallas 3/26/18; Signed by N.Y. Giants 3/18/20; Signed by Denver 5/20/21; Re-signed by Denver 7/27/22; Re-signed by Denver 5/23/23.



2022: Fleming started all 15 games (5 at LT; 10 at RT) that he played in, totaling the most offensive snaps among Denver offensive linemen (976)... Started the final four games of the season at LT.

2021: Fleming made five appearances (4 starts at RT) in his first season with Denver, totaling 285 offensive snaps.

2020: Fleming started all 16 games (all at RT) with the Giants, playing a career-high 911 (89.9%) offensive snaps.

2019: Fleming played 14 games (3 starts) with the Cowboys... Blocked for an offense that ranked second in net passing yards per game (296.9) while averaging the fifth-most rushing yards (134.6) per contest.

2018: Fleming saw action in 14 games (3 starts) with Dallas... Tied his career best with 1.5 sacks allowed... Appeared in both of the Cowboys' playoff contests.

2017: Fleming played 12 regular-season games (6 starts) and three postseason contests (2 starts) with New England... Reached the Super Bowl for the second-consecutive season.

2016: Fleming saw action in all 16 regular-season games (5 starts) and three postseason contests with the Patriots... Was a member of the Patriots Super Bowl LI-winning team... Was part of a team that ranked fourth in net passing yards per game (269.3) and seventh in rushing yards per contest (117.0)... Accumulated just one penalty and allowed zero sacks in 283 offensive plays.

2015: Fleming started 7-of-12 games played with New England.

2014: Selected by the Patriots in the fourth round (140th overall) of the 2014 NFL Draft, Fleming appeared in seven games (2 starts)... Made his first career start at Minnesota (9/14).

COLLEGE: Fleming saw action in 42 games during his collegiate career at Stanford University (2011-13)... Earned All-Pac 12 second team honors during his senior season... Was part of one of the top offensive lines in the nation in 2013, ranking 11th in sacks allowed per game (1.14) and 22nd in rushing offense (207.4 ypg).

PERSONAL: Fleming attended Cypress Creek (Texas) High School, where he earned three varsity letters... Was a two-time unanimous first team Texas 15-5A all-district honoree... Named to the 2009 Texas Super Team first team after anchoring an offensive line that averaged 40 points and 420 yards of total offense... Cameron Fleming was born on Sept. 3, 1992 in Fort Hood, Texas.


FLEMING'S REGULAR SEASON RECORD

Year	Club	G	S
2014	New England	7	2
2015	New England	12	7
2016	New England	16	5
2017	New England	12	6
2018	Dallas	14	3
2019	Dallas	14	3
2020	N.Y. Giants	16	16
2021	Denver	5	4
2022	Denver	15	15
CAREER TOTALS		111	61

ADDITIONAL STATISTICS: Miscellaneous tackles — 2015 (1), 2020 (1), 2022 (2), TOTAL (4).

FLEMING'S POSTSEASON RECORD

Year	Club	G	S
2014	New England	2	0
2015	New England	1	0
2016	New England	3	0
2017	New England	3	2
2018	Dallas	2	0
CAREER TOTALS		11	2



MITCHELL FRABONI

48

LONG SNAPPER

6-2 • 223 • 2ND YR. • ARIZONA STATE

BORN: October 28, 1996, in Phoenix

HIGH SCHOOL: Mountain Pointe High School, Phoenix

ACQUIRED: Free Agent, 2022

NFL YEAR: 2nd • **YEAR WITH BRONCOS:** 2nd

NFL GAMES PLAYED/STARTED: 4/0



FRABONI AT A GLANCE:

- A second-year long snapper who has appeared in four games with the Broncos (2022), totaling five special-teams tackles during his career.
- Played for the Pittsburgh Maulers of the United States Football League in the summer of 2022.
- Played collegiately as a long snapper at Arizona State, where he appeared in 42 games, logging 13 tackles (8 solo) and one fumble recovery.
- Entered the NFL as a college free agent with Houston on June 14, 2021.
- Joined the Broncos as a free agent on October 11, 2022.

CAREER TRANSACTIONS: Signed by Houston as a free agent 6/14/21; Waived by Houston 7/26/21; Signed by Houston 8/2/21; Waived by Houston 8/10/21; Signed by Denver (practice squad) 10/11/22; Signed by Denver (active roster) 10/24/22.



2022: Fraboni appeared in four games with Denver, totaling five special-teams tackles in 40 special-teams snaps.. Nabbed two special-teams tackles at Ten. (11/13).


COLLEGE: Fraboni played in 42 games in four seasons at Arizona State... Was credited with 13 tackles (8 solo) and one fumble recovery during his career with the Sun Devils... Was voted a Phil Steele third-team All-America long snapper in 2017... Tied for the team lead with five special-teams tackles as a sophomore.

PERSONAL: Fraboni attended Mountain Pointe High School in Phoenix, where he played defensive end, tight end and long snapper... Helped Mountain Pointe to it's first Arizona State title... Finished his high school career with 68 tackles (49 solo) and 10 sacks... Mitchell Fraboni (pronounced: fruh-BONE-ee) was born on October 28, 1996 in Phoenix.

FRABONI'S REGULAR SEASON RECORD

Year	Club	G	S
2022	Denver	4	0
CAREER TOTALS		4	0

ADDITIONAL STATISTICS: Special-teams tackles — 2022 (5), TOTAL (5).



ELLIOTT FRY

39**KICKER****6-0 • 170 • 3RD YR. • SOUTH CAROLINA****BORN:** Dec. 12, 1994, in Frisco, Texas**HIGH SCHOOL:** Prince of Peace Christian School, Carrollton, Texas.**ACQUIRED:** Free Agent, 2023**NFL YEAR:** 3rd • **YEAR WITH BRONCOS:** 1st**NFL GAMES PLAYED/STARTED:** 3/0

FRY AT A GLANCE:

- A third-year kicker who has appeared in three games with Atlanta (2020), Kansas City (2021) and Cincinnati (2021), connecting on 5-of-6 (83.3%) field goals and 5-of-7 extra points (71.4%).
- Competed in the preseason with Chicago and Baltimore as a rookie in 2019 as well as with Carolina and Tampa Bay in 2020.
- Appeared in two games in 2021 with Kansas City and Cincinnati, hitting on 4-of-5 field goal attempts (80.0%) after competing on practice squads with Atlanta, Kansas City, Green Bay and Cincinnati.
- Made his NFL debut and appeared in one game in 2020 with Atlanta, hitting on his only field goal attempt and spent time competing on the Falcons' practice squad.
- Recorded the second most points scored (359) all time at the University of South Carolina after connecting on 66-of-88 field goals (75.0%) and 161-of-162 extra points (99.4%).
- Was named a Lou Groza semifinalist in 2014 and earned SEC Special Teams Player of the Week honors for his performances vs. East Carolina (9/6/14) and at Missouri (10/26/13).
- Was a first-team All-State performer at Prince of Peace Christian School in Carrollton, Texas after making 49-of-50 extra points and 8-of-9 field goals as a senior
- Entered the NFL as a college free agent with Chicago on April 13, 2019.
- Signed by the Broncos as a free agent on May 31, 2023.

CAREER TRANSACTIONS: Signed by Chicago as a college free agent 4/13/19; Waived by Chicago 8/18/19; Signed by Baltimore 8/25/19; Waived by Baltimore 8/30/19; Signed by Carolina to a reserve/future contract 12/30/20; Waived by Carolina 4/30/20; Acquired via waivers by Tampa Bay 5/1/20; Waived by Tampa Bay 9/1/20; Signed by Atlanta (practice squad) 10/1/20; Signed by Atlanta to a reserve/future contract 1/4/21; Waived by Atlanta 5/11/21; Signed by Atlanta (practice squad) 9/10/21; Released by Atlanta 9/14/21; Signed by Atlanta (practice squad) 9/17/21; Released by Atlanta 9/20/21; Signed by Atlanta (practice squad) 10/5/21; Released by Atlanta 10/12/21; Signed by Atlanta (practice squad) 10/22/21; Released by Atlanta 10/25/21; Signed by Atlanta (practice squad) 10/29/21; Released by Atlanta 11/1/21; Signed by Atlanta (practice squad) 11/5/21; Released by Atlanta 11/8/21; Signed by Atlanta (practice squad) 11/12/21; Released by Atlanta 11/17/21; Signed by Kansas City (practice squad) 12/15/21; Signed by Kansas City (active roster) 12/20/21; Released by Kansas City 12/28/21; Signed by Green Bay (practice squad) 1/1/22; Released by Green Bay 1/3/22; Signed by Cincinnati (practice squad) 1/4/22; Released by Cincinnati 1/12/22; Signed by Jacksonville 7/29/22; Released by Jacksonville 8/19/22; Signed to a reserve/future contract by Arizona 1/11/23; Released by Arizona 5/15/23; Signed by Denver 5/31/23.



2021: Fry played in two games with Kansas City and Cincinnati, connecting on 4-of-5 field goal attempts (80.0%) and 4-of-5 extra points (80.0%) during the season... Spent the first 10 games on Atlanta's practice squad before being released on Nov. 17... In his lone game with the Chiefs, connected on 3-of-4 field goals (75.0%) and 3-of-4 extra points (75.0%) vs. Pit. (12/26)... Released by Kansas City on Dec. 28 and spent time on Green Bay's practice squad before being signed to Cincinnati's practice squad... Made one field goal and one extra point in one appearance with the Bengals at Cle. (1/9).

2020: Fry appeared in one game with the Falcons, hitting on one field goal and was 1-of-2 on extra points in his NFL debut at G.B. (10/5)... Competed on Atlanta's practice squad during Games 5-17.

2019: Fry spent time competing in the preseason with Chicago and Baltimore as a rookie after signing with the Bears as a college free agent.

ALLIANCE OF AMERICAN FOOTBALL: Fry played for the Orlando Apollos of the Alliance of American Football League, where he went 14-of-14 on his field goal attempts (100.0%) with a long of 44 yards.

COLLEGE: Fry played at the University of South Carolina, where he finished his career connecting on 66-of-88 field goals (75.0%) and 161-of-162 extra points (99.4%)... Has the second most points all-time at South Carolina, finishing his career with 359... Was good on 20-of-28 field goals (71.4%) and made all 25 extra point

attempts during the 2015 season... Was named a Lou Groza Semifinalist in 2014 after making 18-of-25 field goal attempts (72.0%) and making all 51 extra points he attempted... Was named SEC Special Teams Player of the Week after hitting all four field goal attempts and three extra points vs. East Carolina (9/6/14)... Earned SEC Special Teams Player of the Week in 2013 after going 2-of-3 on his field goal attempts and 3-of-3 on extra points at Missouri (10/26/13).

PERSONAL: Fry was a placekicker and punter for Prince of Peace Christian School in Carrollton, Texas, where he was a first-team All-State selection after hitting 49-of-50 extra points and 8-of-9 field goals as a senior... His longest field goal was 44 yards and also hit from 50 yards in an all-star game... Studied marketing at South Carolina... Was diagnosed with Type 1 diabetes as a seven-year old and is active with the Juvenile Diabetes Research Foundation (JDRF)... Elliott Fry was born on Dec. 12, 1994 in Frisco, Texas.

FRY'S REGULAR SEASON RECORD

Year	Club	G	FIELD GOALS						TOTAL	Pct.	PATs		Pts.
			1-19	20-29	30-39	40-49	50-59	60+			Md./Att.	Pct.	
2020	Atlanta	1	0/0	1/1	0/0	0/0	0/0	0/0	1/1	1.000	1/2	.500	4
2021	K.C./Cin.	2	0/0	0/0	3/4	1/1	0/0	0/0	4/5	.800	4/5	.800	16
CAREER TOTALS		3	0/0	1/1	3/4	1/1	0/0	0/0	5/6	.833	5/7	.714	20

ADDITIONAL STATISTICS: Kickoffs — 2020 (4 for 259 yards, 64.8 avg., 2 TBs), 2021 (11 for 690 yards, 62.7 avg., 6 TBs), TOTAL (15 for 949 yds., 63.3 avg., 8 TBs).

ELLIOTT FRY'S CAREER GAME-BY-GAME

(Victories asterisked)

2020 ATLANTA (4-12)			FIELD GOALS						PATs				
Date	Opponent	P/S	10-19	20-29	30-39	40-49	50-59	60+	TOTAL	Pct.	Md./Att.	Pct.	Pts.
Games 1-3													
NOT WITH TEAM													
Oct 5	at Green Bay	P	0/0	1/1	0/0	0/0	0/0	0/0	1/1	1.000	1/2	.500	4
Games 5-17													
PRACTICE SQUAD													
Season Totals			1/0	0/0	1/1	0/0	0/0	0/0	1/1	1.000	1/2	.500	4

2021 ATL (7-10)/K.C. (12-5)/G.B. (13-4)/CIN. (10-7)			FIELD GOALS						PATs					
Date	Opponent	P/S	10-19	20-29	30-39	40-49	50-59	60+	TOTAL	Pct.	Md./Att.	Pct.	Pts.	
Games 1-10														
ATLANTA PRACTICE SQUAD														
RELEASED BY ATLANTA ON NOV. 17 / SIGNED BY KANSAS CITY (PRACTICE SQUAD) ON DEC. 15														
KANSAS CITY PRACTICE SQUAD														
Dec. 16	at L.A. Chargers*													
Dec. 26	vs. Pittsburgh*	P	0/0	0/0	2/3	1/1	0/0	0/0	3/4	.750	3/4	.750	12	
RELEASED BY KANSAS CITY ON DEC. 28 / SIGNED BY GREEN BAY (PRACTICE SQUAD) ON JAN. 1														
GREEN BAY PRACTICE SQUAD														
Jan. 2	vs. Minnesota*													
RELEASED BY GREEN BAY ON JAN. 3 / SIGNED BY CINCINNATI (PRACTICE SQUAD) ON JAN. 4														
Jan 9	at Cleveland	P	0/0	0/0	1/1	0/0	0/0	0/0	1/1	1.000	1/1	1.000	4	
Season Totals			2/0	0/0	0/0	3/4	1/1	0/0	0/0	4/5	.800	4/5	.800	16



KYLE FULLER

51

CENTER



6-5 • 320 • 7TH YR. • BAYLOR

BORN: March 4, 1994, in Duncanville, Texas

HIGH SCHOOL: Wylie (Texas) High School

ACQUIRED: Unrestricted Free Agent (Sea.), 2023

NFL YEAR: 7th • **YEAR WITH BRONCOS:** 1st

NFL GAMES PLAYED/STARTED: 51/12 • **POSTSEASON GP/GS:** 2/0

FULLER AT A GLANCE:

- A seventh-year center who has started 12-of-51 games played with Houston (2017), Washington (2018) and Seattle (2019-22).
- Appeared in all 17 regular-season games and one postseason contest for the Seahawks in 2022, seeing action in 51 offensive plays and 79 special-teams snaps.
- Started 9-of-14 games (7 at C, 2 at LG) he played in 2021, finishing with 447 offensive snaps and 34 special-teams snaps.
- Made nine appearances (1 start at C) and played in the NFC Wild Card Game for Seattle in 2020, totaling 78 snaps on offense and 25 plays on special teams.
- Appeared in nine games (2 starts) with Houston as a rookie in 2017, totaling 89 offensive snaps and 40 plays on special teams.
- Started 39-of-52 games played at Baylor University, anchoring an offensive line that paved the way for one of the most productive offenses in the nation from 2014-15.

- Helped the Bears lead the Big 12 Conference in rushing in 2015 and '16 and rank fourth or better in sacks allowed within the conference in the last three seasons he played there.
- Earned All-Big 12 honors (first-team by coaches, second-team by the Associated Press) after starting all 13 games as a senior in 2016.
- Named second-team All-Big 12 by the AP and league coaches after starting all 13 games at center as a junior.
- Started all 13 games at center as a sophomore, earning All-Big 12 honorable mention by the league's coaches and helping Baylor to a conference championship in 2014.
- Selected by the Texans in the seventh round (243rd overall) of the 2017 NFL Draft.
- Signed by the Broncos as an unrestricted free agent (Sea.) on April 3, 2023.

CAREER TRANSACTIONS: Signed by Houston as a draft choice 5/11/17; Waived by Houston 9/1/18; Signed by Houston (practice squad) 9/2/18; Signed by Washington (active roster) 12/11/18; Waived by Washington 4/30/19; Signed by Miami 5/16/19; Waived by Miami 8/31/19; Signed by Seattle (practice squad) 9/2/19; Signed by Seattle (active roster) 12/31/19; Re-Signed by Seattle 4/20/21; Re-Signed by Seattle 3/19/22; Signed by Denver 4/3/23.



2022: Fuller appeared in all 17 games for the Seahawks, seeing action in 51 offensive plays and 79 special-teams snaps... Also made one appearance in Seattle's NFC Wild Card Game at S.F. (1/14).

2021: Fuller started 9-of-14 games he played in with Seattle, finishing with 447 offensive snaps and 34 special-teams snaps... Started the first seven games of the season at center and also made two starts at LG... Made his starts at Ind. (9/12), vs. Ten. (9/19), at Min. (9/26), at S.F. (10/3), vs. LAR (10/7), at Pit. (10/17), vs. N.O. (10/25), at Was. (11/29) and vs. S.F. (12/5).

2020: Fuller made nine appearances (1 start at C), totaling 78 snaps on offense and 25 plays on special teams... Helped Seattle tie for the seventh most touchdowns (55) and rank eighth in scoring (28.7 ppg)... Started one game at center at LAR (11/15)... Also appeared in the Seahawks' NFC Wild Card Game vs. LAR (1/9).

2019: Fuller spent the entire regular season on Seattle's practice squad before being promoted to the active roster on Dec. 31... Was made inactive in both of Seattle's postseason games.

2018: Fuller played in two games for Washington after spending the first 14 weeks of the season on Houston's practice squad... Made appearances at Ten. (12/22) and vs. Phi (12/30), totaling 56 offensive snaps.

2017: Fuller appeared in nine games (2 starts) as a rookie Houston after being drafted by the Texans in the seventh round (243rd overall) in the 2017 NFL Draft... Racked up 89 snaps on offense and 40 snaps on special-teams... Made his NFL debut and first career start at tackle at Cin. (9/14)... Made one more start in the season finale at Ind. (12/31).

COLLEGE: Fuller started 39-of-52 games played, anchoring an offensive line that paved the way for one of the most productive offenses in the nation from 2014-15... Helped the Bears rank fourth or better in sacks allowed in the Big 12 Conference the last three seasons he played... Also helped pave the way for Baylor to lead the conference in rushing in 2015 and '16... Started all 13 games during his senior season, earning All-Big 12 honors (first-team by coaches, second-team by Associated Press)... Named second-team All-Big 12 by the AP and league coaches after starting all 13 games at center as a junior... Started all 13 games at center as a sophomore, earning All-Big 12 honorable mention by the league's coaches and helping Baylor to a conference championship in 2014... Baylor ranked second in the conference in rushing (215.5 ypg) and fourth in sacks allowed per game (1.85) in 2014... Appeared in all 13 games as a freshman in 2013, making nine appearances on offense that season.

PERSONAL: Fuller prepped at Wylie (Texas) High School, where he was selected first-team all-district and second-team all-area as a senior... Kyle Fuller was born on March 4, 1994 in Duncanville, Texas.

FULLER'S REGULAR SEASON RECORD

Year	Club	G	S
2017	Houston	9	2
2018	Washington	2	0
2019	Seattle	0	0
2020	Seattle	9	1
2021	Seattle	14	9
2022	Seattle	17	0
CAREER TOTALS		51	12

FULLER'S POSTSEASON RECORD

Year	Club	G	S
2020	Seattle	1	0
2022	Seattle	1	0
CAREER TOTALS		2	0



ELIJAH GARCIA

95

DEFENSIVE LINEMAN

6-5 • 302 • 2ND YR. • RICE

BORN: March 11, 1998, in San Antonio

HIGH SCHOOL: Stevens High School, San Antonio

ACQUIRED: Signed off Los Angeles Rams' Practice Squad, 2022

NFL YEAR: 2nd • **YEAR WITH BRONCOS:** 2nd

NFL GAMES PLAYED/STARTED: 2/0



GARCIA AT A GLANCE:

- A second-year defensive lineman who appeared in two games with Denver in 2022, totaling one solo tackle.
- Recorded 190 tackles (76 solo), 6.5 sacks (58 yds.), 14.5 TFLs, four passes defended, one forced fumble and one fumble recovery during his five collegiate seasons at Rice University (2017-21).
- Earned all-conference honors after notching career-best marks in tackles (67), sacks (5), sack yards (44) and TFLs (47) in 2021.
- Sack yards the second-most tackles (28) along with two QB hurries in 2020.
- Prepped at Stevens High School in San Antonio, where he was named second-team All-San Antonio as a senior after making 100 tackles along with six sacks and eight QB hurries.
- Signed by the L.A. Rams as a college free agent on May 4, 2022.
- Signed by the Broncos off the L.A. Rams practice squad on Dec. 7, 2022.

CAREER TRANSACTIONS: Signed by the L.A. Rams as a college free agent 5/4/22; Waived by the L.A. Rams 8/30/22; Signed by the L.A. Rams (practice squad) 8/31/22; Signed by Denver (active roster) 12/7/22.



2022: Garcia appeared in two games during his rookie season after being signed by the Broncos off the Rams' practice squad on Dec. 7, totaling one solo tackle... Made his NFL debut in Week 17 at K.C. (1/1)... Made his first career tackle vs. LAC (1/8).

COLLEGE: Garcia recorded 190 tackles (76 solo), 6.5 sacks (58 yds.), 14.5 TFLs, four passes defended, one forced fumble and one fumble recovery at Rice University... Earned all-conference honors after notching career-best marks in tackles (67), sacks (5), sack yards (44) and TFLs (47) in 2021... Posted the second-most tackles (28) along with two QB hurries in 2020... Also averaged the second-highest tackles per game mark (5.8) among Conference-USA defensive linemen in 2020.

PERSONAL: Garcia attended Stevens High School in San Antonio, where he was named second-team All-San Antonio as a senior after making 100 tackles along with six sacks and eight QB hurries... Elijah Garcia was born on March 11, 1998, in San Antonio.

GARCIA'S REGULAR SEASON RECORD

Year Club	G	S	UT	A	TT	S-Yds.	I-Yds.	PD	FF	FR	TD-Int.	TD-FR	S	Pts.
2022 Denver	2	0	1	0	1	0-0	0-0	0	0	0	0	0	0	0
CAREER TOTALS	2	0	1	0	1	0-0	0-0	0	0	0	0	0	0	0

ELIJAH GARCIA'S CAREER GAME-BY-GAME

(Victories asterisked)

2022 LAR (5-12) / DEN. (5-12)		TACKLES												
Date	Opponent	P/S	UT	A	TT	S-Yds.	I-Yds.	PD	FF	FR	TD-Int.	TD-FR	S	Pts.
Games 1-12		RAMS PRACTICE SQUAD												
		SIGNED BY DENVER OFF OF L.A. RAMS PRACTICE SQUAD ON DEC. 7												
Games 13-15		INACTIVE												
Jan 1	at Kansas City	P	0	0	0	0-0	0-0	0	0	0	0	0	0	0
Jan 8	vs. L.A. Chargers*	P	1	0	1	0-0	0-0	0	0	0	0	0	0	0
Season Totals			2/0	1	0	1	0-0	0-0	0	0	0	0	0	0

DID YOU KNOW?

The Broncos own the NFL's second-best record during the month of September over the last 27 years with a 64-33 (.660) mark in those games since 1995.

**RANDY GREGORY****5****OUTSIDE LINEBACKER****6-5 • 242 • 7TH YR. • NEBRASKA****BORN:** Nov. 23, 1992, in Jacksonville, Fla.**HIGH SCHOOL:** Hamilton Southeastern High School, Fishers, Ind.**ACQUIRED:** Unrestricted Free Agent (Dallas), 2022**NFL YEAR:** 7th • **YEAR WITH BRONCOS:** 2nd**NFL GAMES PLAYED/STARTED:** 56/15 • **POSTSEASON GP/GS:** 3/1**GREGORY AT A GLANCE:**

- A seventh-year outside linebacker who has appeared in 56 career regular-season games (15 starts) and three postseason contests (1 start) with Dallas (2015-21) and Denver (2022).
- Totaled 97 tackles (71 solo), 18.5 sacks (121 yds.), one interception (12 yds.), two passes defended, 10 forced fumbles and two fumble recoveries during his career.
- Nabbed seven tackles (3 solo) and three quarterbacks hits in three postseason contests.
- Appeared in six games (3 starts) in his first season with the Broncos in 2022, producing 12 tackles (7 solo), two sacks (17 yds.) and two forced fumbles.
- Appeared in 12 games (11 starts) with Dallas in 2021, recording 19 tackles (15 solo), career-high-tying six sacks (40 yds.), one interception (12 yds.) one pass defended, three forced fumbles and one fumble recovery.
- Played 10 games in 2020, recording 21 tackles (15 solo), 3.5 sacks (30 yds.), one pass defended and three forced fumbles.
- Registered career highs in tackles (25) and sacks (6) and added two forced fumbles and one fumble recovery in 14 games played (1 start) in 2018.
- Played two games in 2016, posting nine tackles (8 solo) and one sack (8 yds.).
- Tallied 11 tackles (7 solo) in 12 games played during his rookie year in 2015.
- Appeared in 24 games over two seasons at Nebraska (2013-14), registering 120 tackles (63 solo), 17.5 sacks (136 yds.), two interceptions (33 yds., 1 TD), four passes defended, two forced fumbles and one fumble recovery.
- Earned first-team All-Big Ten honors in each of his two collegiate seasons with the Cornhuskers and was named Nebraska Defensive MVP in 2013.
- Signed by Denver as an unrestricted free agent (Dal.) on March 18, 2022.
- Selected by the Cowboys in the second round (60th overall) of the 2015 NFL Draft.

CAREER TRANSACTIONS: Signed by Dallas a draft choice 5/20/15; Suspended for four games 2/19/16; Placed on Reserve/Did Not Report 7/31/16; Reinstated 9/12/16; Suspended for 10 games 9/19/16; Suspension lifted 12/19/16; Suspended indefinitely 1/5/17; Suspension lifted 7/24/18; Suspended indefinitely 2/26/29; Re-signed by Dallas 4/2/19; Suspension lifted 9/7/20; Re-signed by Dallas 9/8/20; Reinstated 10/20/20; Signed by Denver 3/18/22.



2022: Gregory appeared in six games (3 starts) in his first season in Denver, totaling 12 tackles (7 solo), two sacks (17 yds.) and two forced fumbles... Posted his first sack (9 yds.) as a Bronco when he stripped Texans QB Davis Mills in the fourth quarter to help clinch the 16-9 win vs. Hou. (9/18)... Also registered three tackles (2 solo) and a forced fumble in the win against the Texans... Posted a sack in a second-consecutive game after taking down 49ers QB Jimmy Garoppolo in the 11-10 win vs. S.F. (9/25)... Was placed on injured reserve (knee) on Oct. 4 and Dec. 31, missing Games 5-13 and 16-17.

2021: Gregory started 11-of-12 games played for Dallas in 2021, posting 19 tackles (15 solo), career-high-tying six sacks (40 yds.), one interception (12 yds.), one pass defended, three forced fumbles and one fumble recovery... Tallied a fumble recovery at T.B. (9/9)... Posted two sacks (14 yds.) and added three tackles (2 solo) vs. Car. (10/3)... Collected three solo tackles, two sacks (14 yds.) and one forced fumble at N.E. (10/17)... Registered a sack (7 yds.) in his second consecutive game and had one forced fumble at Min. (10/31)... Totaled one sack (5 yds.), his first career interception (12 yds.), one forced fumble and one pass defended at Was. (12/12)... Had a season-high tackles (3 solo) vs. Ari. (1/2)... Recorded four tackles (1 solo) and two quarterback hits in the Cowboys' Wild Card Game vs. S.F. (1/16).

2020: Gregory appeared in 10 games, nabbing 21 tackles (15 solo), 3.5 sacks (30 yds.) one pass defended and three forced fumbles... Tallied three solo tackles and two interceptions (16 yds.) vs. Was. (11/26)... Recorded a career-high three forced fumbles and added a season-high six tackles (3 solo), 1.5 sacks (14 yds.), two quarterback hits and one pass defended vs. Phi. (12/27).

2018: Gregory played 14 games (1 start), posting career highs in tackles (25) and sacks (6) while adding two forced fumbles and one fumble recovery... Tallied a season-high five tackles (3 solo) at Hou. (10/7)... Collected one sack (2 yds.) and added three solo tackles vs. Jac. (10/14)... Posted one sack (9 yds.) at Phi. (11/11)... Recorded one sack (2 yds.) in his second consecutive game at Atl. (11/18)... Had one sack (8 yds.) and one forced fumble vs. N.O. (11/29)... Nabbed his fifth sack (5 yds.) of the season vs. Phi. (12/9)... Totaled three solo tackles, one sack, one forced fumble and one fumble recovery vs. T.B. (12/23)... Tied season-high with five tackles (2 solo) at NYG (12/30)... Had two solo tackles in the Cowboys' Wild Card Game vs. Sea. (1/5)... Added one assisted tackle in the divisional round at LAR (1/12).

2016: Gregory appeared in two games in 2016, totaling nine tackles (8 solo) and one sack (8 yds.).

2015: Gregory, who was selected by Dallas in the second round (60th) overall of the 2015 NFL Draft, played 12 games for the Cowboys, recording 11 tackles (7 solo).

COLLEGE: Gregory appeared in 24 games for Nebraska from 2013-14, tallying 120 tackles (63 solo), 17.5 sacks (136 yds.), two interceptions (33 yds., 1 TD), four passes defended, two forced fumbles and one fumble recovery... Earned second-team All-American, third-team *Associated Press* All-American and first-team All-Big Ten honors following his junior season in 2014... Selected as first-team All-Big Ten and earned team defensive MVP honors after the 2013 season... Played freshman season at Arizona Western Community College (Yuma, Ari.), where he posted 82 tackles, nine sacks, three forced fumbles and two fumble recoveries... Helped the school to the NJCAA titled game.

PERSONAL: Gregory concluded his prep career at Hamilton Southeastern High School in Fishers, Ind., where he recorded 92 tackles and 17 sacks... Ranked as one of the Top-15 players in the state of Indiana following his senior season... Randy Gregory was born on Nov. 23, 1992, in Jacksonville, Fla.

GREGORY'S REGULAR SEASON RECORD

Year	Club	G	S	UT	A	TT	S-Yds.	I-Yds.	PD	FF	FR	TD-Int.	TD-FR	S	Pts.
2015	Dallas	12	0	7	4	11	0-0	0-0	0	0	0	0	0	0	0
2016	Dallas	2	0	8	1	9	1-8	0-0	0	0	0	0	0	0	0
2018	Dallas	14	1	19	6	25	6-26	0-0	0	2	1	0	0	0	0
2020	Dallas	10	0	15	6	21	3.5-30	0-0	1	3	0	0	0	0	0
2021	Dallas	12	11	15	4	19	6-40	1-12	1	3	1	0	0	0	0
2022	Denver	6	3	7	5	12	2-17	0-0	0	2	0	0	0	0	0
CAREER TOTALS		56	15	71	26	97	18.5-121	1-12	2	10	2	0	0	0	0

GREGORY'S POSTSEASON RECORD

Year	Club	G	S	UT	A	TT	S-Yds.	I-Yds.	PD	FF	FR	TD-Int.	TD-FR	S	Pts.
2018	Dallas	2	0	2	1	3	0-0	0-0	0	0	0	0	0	0	0
2021	Dallas	1	1	1	3	4	0-0	0-0	0	0	0	0	0	0	0
CAREER TOTALS		3	1	3	4	7	0-0	0-0	0	0	0	0	0	0	0

GREGORY'S SINGLE GAME HIGHS

(Postseason in parentheses)

Tackles — 7, at Philadelphia, 1/1/17 (4, vs. San Francisco, 1/16/22). **Sacks** — 2, 3x, last: at New England, 10/17/21 (none).

Sack yards — 16, vs. Washington, 11/26/20 (none). **Passes Defended** — 1, twice, last: at Washington, 12/12/21 (none).

Forced Fumbles — 3, vs. Philadelphia, 12/27/20 (none). **Fumble Recoveries** — 1, twice, last: at Tampa Bay, 9/9/21 (none).

RANDY GREGORY'S CAREER GAME-BY-GAME

(Victories asterisked)

2015 DALLAS (4-12)		TACKLES									
Date	Opponent	P/S	UT	A	TT	S-Yds.	I-Yds.	PD	FF	FR	
Sept 13	N.Y. Giants*	P	0	0	0	0-0	0-0	0	0	0	
Games 2-5											
Oct 25	at N.Y. Giants	P	0	0	0	0-0	0-0	0	0	0	
Nov 1	vs. Seattle	P	0	0	0	0-0	0-0	0	0	0	
Nov 8	vs. Philadelphia	P	0	0	0	0-0	0-0	0	0	0	
Nov 15	at Tampa Bay	P	1	1	2	0-0	0-0	0	0	0	
Nov 22	at Miami*	P	1	0	1	0-0	0-0	0	0	0	
Nov 26	vs. Carolina	P	2	1	3	0-0	0-0	0	0	0	
Dec 7	at Washington*	P	1	0	1	0-0	0-0	0	0	0	
Dec 13	at Green Bay	P	1	0	1	0-0	0-0	0	0	0	
Dec 19	vs. N.Y. Jets	P	0	0	0	0-0	0-0	0	0	0	
Dec 27	at Buffalo	P	1	1	2	0-0	0-0	0	0	0	
Jan 3	vs. Washington	P	0	1	1	0-0	0-0	0	0	0	
Season Totals			12/0	7	4	11	0-0	0-0	0	0	0
2016 DALLAS (13-3)		TACKLES									
Date	Opponent	P/S	UT	A	TT	S-Yds.	I-Yds.	PD	FF	FR	
Games 1-14											
Dec 26	vs. Detroit*	P	2	0	2	0-0	0-0	0	0	0	
Jan 1	at Philadelphia	P	6	1	7	1-8	0-0	0	0	0	
Season Totals			2/0	8	1	9	1-8	0-0	0	0	0

2018 DALLAS (10-6)		TACKLES									
Date	Opponent	P/S	UT	A	TT	S-Yds.	I-Yds.	PD	FF	FR	
Sept 9	at Carolina	P	0	0	0	0-0	0-0	0	0	0	
Sept 16	vs. N.Y. Giants*					INACTIVE					
Sept 23	at Seattle	P	0	0	0	0-0	0-0	0	0	0	
Sept 30	vs. Detroit*	P	1	0	1	0-0	0-0	0	0	0	
Oct 7	at Houston	P	3	2	5	0-0	0-0	0	0	0	
Oct 14	vs. Jacksonville*	P	3	0	3	1-2	0-0	0	0	0	
Oct 21	at Washington	P	0	1	1	0-0	0-0	0	0	0	
Nov 5	vs. Tennessee					INACTIVE					
Nov 11	at Philadelphia*	P	1	0	1	1-9	0-0	0	0	0	
Nov 18	at Atlanta*	P	1	0	1	1-2	0-0	0	0	0	
Nov 22	vs. Washington*	P	1	0	1	0-0	0-0	0	0	0	
Nov 29	vs. New Orleans*	P	2	0	2	1-8	0-0	0	1	0	
Dec 9	vs. Philadelphia*	P	1	0	1	1-5	0-0	0	0	0	
Dec 16	at Indianapolis	P	1	0	1	0-0	0-0	0	0	0	
Dec 23	vs. Tampa Bay*	P	3	0	3	1-0	0-0	0	1	1	
Dec 30	at N.Y. Giants*	S	2	3	5	0-0	0-0	0	0	0	
Season Totals			14/1	19	6	25	6-26	0-0	0	2	1
Jan 5	vs. Seattle*§	P	2	0	2	0-0	0-0	0	0	0	
Jan 12	at L.A. Rams†	P	0	1	1	0-0	0-0	0	0	0	
Postseason Totals			2/0	2	1	3	0-0	0-0	0	0	0

§NFC Wild Card Game; †NFC Divisional Playoff Game;

2020 DALLAS (6-10)		TACKLES									
Date	Opponent	P/S	UT	A	TT	S-Yds.	I-Yds.	PD	FF	FR	
Games 1-6						RESERVE/SUSPENDED					
Oct 25	at Washington	P	0	0	0	0-0	0-0	0	0	0	
Nov 1	at Philadelphia	P	4	0	4	0-0	0-0	0	0	0	
Nov 8	vs. Pittsburgh	P	2	1	3	0-0	0-0	0	0	0	
Nov 22	at Minnesota*	P	0	0	0	0-0	0-0	0	0	0	
Nov 26	vs. Washington	P	3	0	3	2-16	0-0	0	0	0	
Dec 8	at Baltimore	P	0	0	0	0-0	0-0	0	0	0	
Dec 13	at Cincinnati*	P	2	1	3	0-0	0-0	0	0	0	
Dec 20	vs. San Francisco*	P	1	0	1	0-0	0-0	0	0	0	
Dec 27	vs. Philadelphia*	P	3	3	6	1.5-14	0-0	1	3	0	
Jan 3	at N.Y. Giants	P	0	1	1	0-0	0-0	0	0	0	
Season Totals			10/0	15	6	21	3.5-30	0-0	1	3	0

2021 DALLAS (12-5)		TACKLES									
Date	Opponent	P/S	UT	A	TT	S-Yds.	I-Yds.	PD	FF	FR	
Sept 9	at Tampa Bay	S	0	1	1	0-0	0-0	0	0	1	
Sept 19	at L.A. Chargers*					RESERVE/COVID-19					
Sept 27	vs. Philadelphia*	S	0	0	0	0-0	0-0	0	0	0	
Oct 3	vs. Carolina*	S	2	1	3	2-14	0-0	0	0	0	
Oct 10	vs. N.Y. Giants*	S	0	0	0	0-0	0-0	0	0	0	
Oct 17	at New England*	P	3	0	3	2-14	0-0	0	1	0	
Oct 31	at Minnesota*	S	1	0	1	1-7	0-0	0	1	0	
Nov 7	vs. Denver	S	2	0	2	0-0	0-0	0	0	0	
Games 9-12						INJURED RESERVE					
Dec 12	at Washington*	S	1	0	1	1-5	1-12	1	1	0	
Dec 19	at N.Y. Giants*	S	0	0	0	0-0	0-0	0	0	0	
Dec 26	vs. Washington*	S	1	0	1	0-0	0-0	0	0	0	
Jan 2	vs. Arizona	S	3	2	5	0-0	0-0	0	0	0	
Jan 8	at Philadelphia*	S	2	0	2	0-0	0-0	0	0	0	
Season Totals			12/11	15	4	19	6-40	1-12	1	3	1
Jan 16	vs. San Francisco§	S	1	3	4	0-0	0-0	0	0	0	
Postseason Totals			1/1	1	3	4	0-0	0-0	0	0	0

§NFC Wild Card Game

2022 DENVER (5-12)		TACKLES									
Date	Opponent	P/S	UT	A	TT	S-Yds.	I-Yds.	PD	FF	FR	
Sept 12	at Seattle	S	0	1	1	0-0	0-0	0	1	0	
Sept 18	vs. Houston*	S	2	1	3	1-9	0-0	0	1	0	
Sept 25	vs. San Francisco*	P	3	0	3	1-8	0-0	0	0	0	
Oct 2	at Las Vegas	S	1	1	2	0-0	0-0	0	0	0	
Games 5-13						INJURED RESERVE					
Dec 18	vs. Arizona*	P	0	1	1	0-0	0-0	0	0	0	
Dec 25	at L.A. Rams	P	1	1	2	0-0	0-0	0	0	0	
Jan 1	at Kansas City					INJURED RESERVE					
Jan 8	vs. L.A. Chargers*					INJURED RESERVE					
Season Totals			6/3	7	5	12	2-17	0-0	0	2	0

**JONAS GRIFFITH****50****INSIDE LINEBACKER****6-4 • 250 • 3RD YR. • INDIANA STATE****BORN:** Jan. 27, 1997, in Louisville, Ky.**HIGH SCHOOL:** The Academy at Shawnee, Louisville, Ky.**ACQUIRED:** Trade (San Francisco), 2021**NFL YEAR:** 3rd • **YEAR WITH BRONCOS:** 3rd**NFL GAMES PLAYED/STARTED:** 22/12**GRIFFITH AT A GLANCE:**

- A third-year inside linebacker from Indiana State who appeared in 22 games (12 starts) for the Broncos from 2021-22, recording 83 tackles (45 solo), one interception (1 yd.), one pass defended, one fumble recovery and seven special-teams tackles.
- Started 8-of-9 games played in 2022 and made 41 tackles (24 solo) and one pass defended.
- Acquired by the Broncos via trade (S.F.) on Aug. 31 and posted 42 tackles (21 solo) and one forced fumble in 13 games (4 starts) in 2021.
- Spent the 2020 season competing on practice squads with Indianapolis and San Francisco.
- Played four collegiate seasons (2016-19) with the Sycamores, totaling 382 tackles (200 solo), 15.5 sacks (91 yds.), three interceptions (15 yds.), six passes defended, four forced fumbles and three fumble recoveries.
- Concluded his collegiate career with six All-American honors, tying the Indiana State program record set by DT Dan Brandenburg (1994-95).
- Led the Missouri Valley Football Conference in tackles (106) in 2019 for the second consecutive season and added four sacks (31 yds.), one interception, three passes defended, one forced fumble and one fumble recovery in 12 games played.
- Earned three All-American honors and was named first-team All-MVFC after recording a MVFC-leading and career-high 132 tackles to go along with 3.5 sacks (20 yds.), one interception (20 yds.), one pass defended, one forced fumble and one fumble recovery in 11 games played in 2018.
- Appeared in 11 games in 2017, posting 107 tackles (48 solo), career-high seven sacks (36 yds.), two passes defended, one forced fumble and one fumble recovery.
- Saw action in 10 games in 2016, registering 37 tackles (24 solo), one sack (4 yds.), one interception and one forced fumble.
- Signed by the 49ers as a college free agent on April 28, 2020.
- Acquired by the Broncos on Aug. 31, 2021 in trade with San Francisco.

CAREER TRANSACTIONS: Signed by San Francisco as a college free agent 4/28/20; Waived by San Francisco 8/20/20; Signed by Indianapolis (practice squad) 10/7/20; Signed by San Francisco (practice squad) 10/21/20; Signed by San Francisco 1/4/21; Traded to Denver 8/31/21.



2022: Griffith started 8-of-9 games played, making 41 tackles (24 solo) and one pass defended... Recorded his first career interception after corraling a tipped ball from 49ers QB Jimmy Garoppolo while also tallying three tackles (1 solo) vs. S.F. (9/25)... Collected the third double-digit tackle game of his career at LAC (10/17), totaling 10 defensive stops (7 solo)... Missed the last eight games of the season after being placed on injured reserve (ankle) on Nov. 19.

2021: Griffith, who was acquired by the Broncos via trade (S.F.) on Aug. 31, appeared in 13 games (4 starts), totaling 42 tackles (21 solo), one fumble recovery and three special-teams tackles... Made his NFL debut at NYG (9/12)... Missed Weeks 4-7 after being placed on injured reserve on Sept. 28 (hamstring)... Collected first career fumble recovery at Dal. (11/7)... Notched first career special-teams tackle vs. Phi. (11/14)... Recorded four tackles (2 solo) and one special-teams tackle in a reserve role vs. Det. (12/12)... Earned his first career start and finished second on the team with eight tackles (7 solo) vs. Cin. (12/19)... Posted first career double-digit tackle game and led the team with 13 tackles (6 solo) in his second career start at L.V. (12/26)... Nabbed double-digit tackles for the second consecutive game and had 12 tackles (5 solo) at LAC (1/2)... Added five tackles (1 solo) and one special-teams stop in the season finale vs. K.C. (1/8).

2020: Griffith was signed by San Francisco as a college free agent on April 28... Spent the 2020 campaign competing on practice squads with Indianapolis and the 49ers.

COLLEGE: Griffith played four collegiate seasons at Indiana State (2016-19), recording 382 tackles (200 solo), 15.5 sacks (91 yds.), three interceptions (15 yds.), six passes defended, four forced fumbles and three fumble recoveries... Earned six All-American honors, tying the Indiana State program record set by DT Dan Brandenburg (1994-95)... Led the Missouri Valley Football Conference in tackles on two occasions (2018-19) and was named All-MVFC following his junior campaign... Recorded 106 tackles (47 solo), four interceptions (31 yds.), one interception, three passes defended, one forced fumble and one fumble recovery as a senior in 2019.

PERSONAL: Griffith attended The Academy at Shawnee in Louisville, Ky. for his senior year after being home schooled... Recorded six receiving touchdowns, one rushing score, two interceptions and one fumble recovery in his lone high school football season... Jonas Griffith was born on Jan. 27, 1997, in Louisville, Ky.

GRIFFITH'S REGULAR SEASON RECORD


Year	Club	G	S	UT	A	TT	S-Yds.	I-Yds.	PD	FF	FR	TD-Int.	TD-FR	S	Pts.
2021	Denver	13	4	21	21	42	0-0	0-0	0	0	1	0	0	0	0
2022	Denver	9	8	24	17	41	0-0	1-1	1	0	0	0	0	0	0
CAREER TOTALS		22	12	45	38	83	0-0	1-1	1	0	1	0	0	0	0

ADDITIONAL STATISTICS: Special-teams tackles — 2021 (4), 2022 (5) **TOTAL (9).**

JONAS GRIFFITH'S CAREER GAME-BY-GAME

(Victories asterisked)

2021 DENVER (7-10)		TACKLES													
Date	Opponent	P/S	UT	A	TT	S-Yds.	I-Yds.	PD	FF	FR					
Sept 12	at N.Y. Giants*	P	0	0	0	0-0	0-0	0	0	0	0	0	0	0	0
Sept 19	at Jacksonville*	P	0	0	0	0-0	0-0	0	0	0	0	0	0	0	0
Sept 26	vs. N.Y. Jets*	P	0	0	0	0-0	0-0	0	0	0	0	0	0	0	0
Games 4-7 INJURED RESERVE															
Oct 31	vs. Washington*	P	0	0	0	0-0	0-0	0	0	0	0	0	0	0	0
Nov 7	at Dallas*	P	0	0	0	0-0	0-0	0	0	0	0	0	0	0	1
Nov 14	vs. Philadelphia	P	0	0	0	0-0	0-0	0	0	0	0	0	0	0	0
Nov 28	vs. L.A. Chargers*	P	0	0	0	0-0	0-0	0	0	0	0	0	0	0	0
Dec 5	at Kansas City	P	0	0	0	0-0	0-0	0	0	0	0	0	0	0	0
Dec 12	vs. Detroit*	P	2	2	4	0-0	0-0	0	0	0	0	0	0	0	0
Dec 19	vs. Cincinnati	S	7	1	8	0-0	0-0	0	0	0	0	0	0	0	0
Dec 26	at Las Vegas	S	6	7	13	0-0	0-0	0	0	0	0	0	0	0	0
Jan 2	at L.A. Chargers	S	5	7	12	0-0	0-0	0	0	0	0	0	0	0	0
Jan 8	vs. Kansas City	S	1	4	5	0-0	0-0	0	0	0	0	0	0	0	0
Season Totals			13/4	21	21	42	0-0	0-0	0	0	1				
2022 DENVER (5-12)		TACKLES													
Date	Opponent	P/S	UT	A	TT	S-Yds.	I-Yds.	PD	FF	FR					
Sept 12	at Seattle	S	3	0	3	0-0	0-0	0	0	0	0	0	0	0	0
Sept 18	vs. Houston*	S	3	0	3	0-0	0-0	0	0	0	0	0	0	0	0
Sept 25	vs. San Francisco*	S	1	2	3	0-0	1-1	1	0	0	0	0	0	0	0
Oct 2	at Las Vegas	S	5	3	8	0-0	0-0	0	0	0	0	0	0	0	0
Oct 6	vs. Indianapolis	P	2	2	4	0-0	0-0	0	0	0	0	0	0	0	0
Oct 17	at L.A. Chargers	P	7	4	11	0-0	0-0	0	0	0	0	0	0	0	0
Oct 23	vs. N.Y. Jets	S	2	4	6	0-0	0-0	0	0	0	0	0	0	0	0
Oct 30	at Jacksonville*	S	1	2	3	0-0	0-0	0	0	0	0	0	0	0	0
Nov 13	at Tennessee	S	0	0	0	0-0	0-0	0	0	0	0	0	0	0	0
Games 10-17 INJURED RESERVE															
Season Totals			9/8	24	17	41	0-0	1-1	1	0	0				



JARRETT GUARANTANO 16

QUARTERBACK

6-3 • 219 • 2ND YR. • WASHINGTON STATE

BORN: Nov. 14, 1997, in Lodi, N.J.

HIGH SCHOOL: Bergen Catholic High School, Oradell, N.J.

ACQUIRED: Free Agent, 2022

NFL YEAR: 2nd • **YEAR WITH BRONCOS:** 2nd

NFL GAMES PLAYED/STARTED: 0/0



GUARANTANO AT A GLANCE:

- A second-year quarterback who appeared in four games (2 starts) with Washington State in 2021 after transferring from Tennessee (2016-20).
- Completed 22-of-49 passes (44.9%) for 304 yards and one touchdown with Washington State in 2021.
- Started 32-of-41 games he appeared in at Tennessee, going 494-of-808 passing (61.1%) for 6,174 yards with 38 touchdowns and 17 interceptions while also rushing for five scores.

- Entered the NFL with Arizona as a college free agent on May 16, 2022.
- Acquired by Denver as a free agent on Dec. 6, 2022.

CAREER TRANSACTIONS: Signed by Arizona as a college free agent 5/16/22; Waived by Arizona 8/30/22; Signed by Arizona (practice squad) 9/7/22; Released by Arizona 10/4/22; Signed by Denver (practice squad) 12/6/22; Signed by Denver (active roster) 12/20/22.



2022: Guarantano, who entered the league as a college free agent with Arizona, spent most of the season on Arizona's practice squad before being released and signed by Denver to its practice squad... Signed by Denver to its active roster on Dec. 20 and did not play in Week 15... Was inactive Weeks 16-18.

COLLEGE: Guarantano appeared in four games (2 starts) with Washington State (2021) after transferring from Tennessee (2016-20)... Completed 22-of-49 passes (44.9%) for 304 yards with one touchdown at Washington State... Started 32-of-41 games he appeared in at Tennessee, going 494-of-808 passing (44.9%) for 6,174 yards with 38 touchdowns and 17 interceptions while also rushing for five scores... Left Tennessee ranked sixth in program history in passing touchdowns (38) and seventh in passing yards (6,174), completions (494) and total offense (6,122)... Appeared in seven games as a redshirt senior, going 103-of-166 throwing (61.8%) for 1,112 yards and six touchdowns with four interceptions while rushing for four rushing touchdowns... Appeared in all 13 games (7 starts) in 2019, completing 152-of-257 of his passes (59.1%) for 2,158 yards with 16 touchdowns... Led the SEC with 14.2 yards-per-completion... Started all 12 games in 2018, going 153-of-246 passing (62.2%) for 1,907 yards with 12 touchdowns and three interceptions... Set a school record with 166 pass attempts without an interception.

PERSONAL: Guarantano attended Bergen Catholic High School in Oradell, N.J., where he threw for 3,028 yards with 28 touchdowns along with 523 rushing yards and 12 scores on the ground... Named first-team All-County as a senior... Jarrett Guarantano (pronounced: GARE-an-TAN-oh) was born on Nov. 14, 1997 in Lodi, N.J.

GUARANTANO'S REGULAR SEASON RECORD

Year	Club	PASSING												
		G	S	Att.	Comp.	Pct.	Yds.	Yds./Att.	TD	%	Int.	% LG	Sack/Yds.	Rtg.
2022	Denver	0	0	0	0	—	0	—	0	—	0	—	0/0	—
CAREER TOTALS		0	0	0	0	—	0	—	0	—	0	—	0/0	—

Year	Club	RUSHING					SCORING					
		Att.	Yds.	Avg.	LG	TD	TD	TDr	TDp	TDrt	2pt	Pts.
2022	Denver	0	0	—	—	0	0	0	0	0	0	0
CAREER TOTALS		0	0	—	—	0	0	0	0	0	0	0

JARRETT GUARANTANO'S CAREER GAME-BY-GAME

(Victories asterisked)

2022 ARI (4-13) / DEN (5-12)	PASSING							RUSHING							
Opponent	P/S	Att.	Comp.	Yds.	Pct.	TD	INT	LG	S/Yds.	Rtg.	Att.	Yds.	Avg.	LG	TD
Games 1-4															
Weeks 5-13															
vs. K.C. (12/11)															
vs. Ari. (12/18)*															
Games 15-17															
Season Totals	0/0	0	0	0	0	0	0	—	0/0	—	0	0	—	0	0



KJ HAMLER

WIDE RECEIVER

5-9 • 178 • 4TH YR. • PENN STATE

BORN: July 8, 1999, in Pontiac, Mich.

HIGH SCHOOL: IMG (Fla.) Academy, Bradenton, Fla.

ACQUIRED: Draft #2 (46th overall), 2020

NFL YEAR: 4th • **YEAR WITH BRONCOS:** 4th

NFL GAMES PLAYED/STARTED: 23/6



HAMLER AT A GLANCE:

- A fourth-year wide receiver who has appeared in 23 career games (6 starts) for the Broncos (2020-22), recording 42 catches for 620 yards (14.8 avg.) with three touchdowns to go along with 11 rushes for 63 yards (5.7 avg.).
- Totaled 165 yards on seven catches (23.6 avg.) and rushed twice for 23 yards (11.5 avg.) in seven games during 2022.
- Appeared in three games (2 starts) in 2021, tallying five receptions for 74 yards (14.8 avg.).

- Played in 13 games (4 starts) with the Broncos in 2020, totaling 30 receptions for 381 yards (12.7 avg.) and three touchdowns to go with nine rushes for 40 yards (4.4 avg.).
- Started all 26 games played in two seasons at Pennsylvania State University (2018-19), recording 98 receptions for 1,658 yards (16.9 avg.) with 13 touchdowns.
- Finished his collegiate career ranked tied for 13th in school history with 13 career touchdown receptions and 16th in team annals with 1,658 career receiving yards.
- Handled kick and punt returns for the Nittany Lions, finishing eighth all-time in Penn State history with 44 kick returns (1,036 yds.).
- Was selected second-team All-Big Ten Conference by the coaches and media following his red-shirt sophomore season after totaling 56 catches for 904 yards (17.1 avg.) with eight touchdowns.
- Ranked fifth in the Big Ten in punt return average (5.5 avg.) and sixth in kick return average (21.4 avg.) following his final campaign in 2019.
- Was named to the Freshman All-America team by the Football Writers Association of America as a kick returner after his redshirt freshman season in 2018.
- Was a two-time letterman at St. Mary's Preparatory High School in Orchard Lake, Mich. before attending IMG Academy in Bradenton, Fla.
- Selected by the Broncos in the second round (46th overall) of the 2020 NFL Draft.

CAREER TRANSACTIONS: Signed by Denver as a draft pick 7/24/20.



2022: Hamler played in seven games, totaling 165 yards on seven catches (23.6 avg.) and also rushed two times for 23 yards (11.5 avg.)... Missed the final nine weeks of the season after being made inactive in Games 9-11 and placed on injured reserve (hamstring) on Dec. 3... Tallied 52 yards on two catches (26.0 avg.) at Jac. (10/30), including a 47-yard connection with QB Russell Wilson to help set up the game-winning score in the final two minutes.

2021: Hamler appeared in three games (2 starts), recording five receptions for 74 yards (14.8 avg.)... Collected three receptions for 41 yards (13.7) at NYG (9/12)... Recorded a season-long 28-yard reception vs. NYJ (9/26)... Missed the final 15 weeks of the season after being placed on injured reserve (knee) on Sept. 28.

2020: Hamler, who was selected by Denver in the second round (46th overall) of the 2020 NFL Draft, appeared in 13 games (4 starts), totaling 30 receptions for 381 yards (12.7 avg.) and three touchdowns to go with nine rushes for 40 yards (4.4 avg.)... Missed the final game of the regular season after being placed on injured reserve with a concussion... Hamler recorded three receptions for 48 yards (16.0 avg.) and one rushing attempt for 9 yards in his NFL debut at Pit. (9/20)... Made his first career start vs. T.B. (9/27) and recorded three receptions for 30 yards (10.0 avg.)... Notched his first career touchdown on a one-yard, game-winning grab on the final play of the game vs. LAC (11/1)... Posted a season-high six receptions for 75 yards (12.5 avg.) and had a season-high 15-yard rush at Atl. (11/8)... Recorded first career multi-touchdown game, had receiving scores of 37 and 49 yards and set season highs in receiving yards (86), longest catch (46) and touchdowns (2) at Car. (12/13)... Saw action in Denver's Week 16 contest at LAC (12/27) before leaving the game with a concussion.

COLLEGE: Hamler started all 13 games played as a redshirt sophomore, totaling 56 receptions for 904 yards (16.1 avg.) with eight touchdowns, in addition to rushing 13 times for 57 yards (3.3 avg.)... Added 23 punt returns for 126 yards (5.5 avg.) and 24 kick returns for 513 yards (21.4 avg.)... Earned second-team All-Big Ten Conference recognition from the coaches and media... Opened all 13 games played in 2018 after red-shirting his true freshman season... Was selected Freshman All-American by the Football Writers Association of America as a returner after finishing the season with 20 kick returns for 523 yards (26.2 avg.) and 14 punt returns for 96 yards (6.9 avg.)... Added 42 receptions for 754 yards (18.0 avg.) with five touchdowns along with 44 rushing yards on four attempts (11.0 avg.) on offense... Picked up a first down on 71 percent (30-of-42) of his receptions... Became the first Penn State freshman to catch a touchdown pass in a season opener since 2013, and logged three receptions for 67 yards (22.3 avg.) with one score vs. Appalachian State (9/1)... Hauled in a 93-yard touchdown catch vs. Ohio State (9/29), marking the second longest touchdown reception in program history.

PERSONAL: Hamler attended IMG Academy in Bradenton, Fla, but sat out the 2016 season with an injury... Attended St. Mary's Preparatory High School in Orchard Lake, Mich., where he helped the team to the Division 3 State Championship in his sophomore and junior years... Ran track for two seasons and was named the team's MVP... KJ Hamler was born on July 8, 1999 in Pontiac, Mich.

HAMLER'S REGULAR SEASON RECORD

Year	Club	G		RECEIVING					RUSHING					SCORING					
		S	No.	Yds.	Avg.	LG	TD	No.	Yds.	Avg.	LG	TD	TD	TDr	Tp	TDr	2pt	Pts.	
2020	Denver	13	4	30	381	12.7	49t	3	9	40	4.4	15	0	3	0	3	0	0	18
2021	Denver	3	2	5	74	14.8	28	0	0	0	—	—	0	0	0	0	0	0	0
2022	Denver	7	0	7	165	23.6	55	0	2	23	11.5	14	0	0	0	0	0	0	0
CAREER TOTALS		23	6	42	620	14.8	55	3	11	63	5.7	15	0	3	0	3	0	0	18

ADDITIONAL STATISTICS: Kickoff returns — 2020 (2 for 42, 21.0 avg., 24 LG, 0 TD), TOTAL (2 for 42, 21.0 avg., 24 LG, 0 TD). Punt returns — 2020 (3 for 6, 2.0 avg., 8 LG, 0 TD), TOTAL (3 for 6, 2.0 avg., 8 LG, 0 TD). Miscellaneous tackles — 2020 (1), TOTAL (1).

HAMLER'S SINGLE-GAME HIGHS

(Postseason in parentheses)

Receptions — 6, at Atlanta, 11/8/20 (none). **Receiving yards** — 86, at Carolina, 12/13/20 (none). **Longest reception** — 55, at Las Vegas, 10/2/22 (none). **Receiving touchdowns** — 2, at Carolina, 12/13/20 (none). **Rushes** — 2, 2x, last at Kansas City, 12/6/20 (none). **Longest rush** — 15, at Atlanta, 11/8/20 (none).

KJ HAMLER'S CAREER GAME-BY-GAME

(Victories asterisked)

2020 DENVER (5-11)		RECEIVING						SCORING		
Date	Opponent	P/S	No.	Yds.	Avg.	LG	TD	2pt.	Pts.	
Sept 14	vs. Tennessee									
Sept 20	at Pittsburgh	P	3	48	16.0	18	0	0	0	
Sept 27	vs. Tampa Bay	S	3	30	10.0	17	0	0	0	
Oct 1	at N.Y. Jets*	S	0	0	—	—	0	0	0	
Oct 18	at New England*									
Oct 25	vs. Kansas City	P	2	24	12.0	21	0	0	0	
Nov 1	vs. L.A. Chargers*	P	3	13	4.3	7	1	0	6	
Nov 8	at Atlanta	S	6	75	12.5	36	0	0	0	
Nov 15	at Las Vegas	P	4	50	12.5	27	0	0	0	
Nov 22	vs. Miami*	P	4	35	8.8	16	0	0	0	
Nov 29	vs. New Orleans	P	0	0	—	—	0	0	0	
Dec 6	at Kansas City	P	2	16	8.0	8	0	0	0	
Dec 13	at Carolina*	P	2	86	43.0	49t	2	0	12	
Dec 19	vs. Buffalo	P	1	4	4.0	4	0	0	0	
Dec 27	at L.A. Chargers	S	0	0	—	—	0	0	0	
PLACED ON INJURED RESERVE (CONCUSSION) ON JAN. 2										
Season Totals			13/4	30	381	12.7	49t	3	0	18

2021 DENVER (7-10)		RECEIVING						SCORING		
Date	Opponent	P/S	No.	Yds.	Avg.	LG	TD	2pt.	Pts.	
Sept 12	at N.Y. Giants*	P	3	41	13.7	22	0	0	0	
Sept 19	at Jacksonville*	S	1	5	5.0	5	0	0	0	
Sept 26	vs. N.Y. Jets*	S	1	28	28.0	28	0	0	0	
Games 4-17 INJURED RESERVE (KNEE)										
Season Totals			3/2	5	74	14.8	28	0	0	0

2022 DENVER (5-12)		RECEIVING						SCORING		
Date	Opponent	P/S	No.	Yds.	Avg.	LG	TD	2pt.	Pts.	
Sept 12	at Seattle	P	0	0	—	—	0	0	0	
Sept 18	vs. Houston*									
Sept 25	vs. San Francisco*	P	0	0	—	—	0	0	0	
Oct 2	at Las Vegas	P	1	55	55.0	55	0	0	0	
Oct 6	vs. Indianapolis	P	1	10	10.0	10	0	0	0	
Oct 17	at L.A. Chargers	P	2	44	22.0	47	0	0	0	
Oct 23	vs. N.Y. Jets	P	1	4	4.0	4	0	0	0	
Oct 30	at Jacksonville*	P	2	52	26.0	47	0	0	0	
Games 9-11 INACTIVE										
Games 12-17 INJURED RESERVE										
Season Totals			7/0	7	165	23.6	55	0	0	0



JONATHAN HARRIS

92

DEFENSIVE LINE

6-5 • 295 • 4TH YR. • LINDENWOOD

BORN: Aug. 4, 1996, in Aurora, Ill.

HIGH SCHOOL: Waubonsie Valley High School, Aurora, Ill.

ACQUIRED: Waivers (Chicago), 2019

NFL YEAR: 4th • **YEAR WITH BRONCOS:** 4th

NFL GAMES PLAYED/STARTED: 16/4



HARRIS AT A GLANCE:

- A fourth-year defensive lineman who played in 16 games (4 starts) with Chicago (2019) and Denver (2019, '21-22), recording 38 tackles (24 solo).
- Played in eight games (4 starts) in 2022, totaling a career-high 20 tackles (13 solo).
- Appeared in three games for Denver in 2021, recording 10 tackles (7 solo).
- Missed the entire 2020 campaign after being placed on the reserve/non-football injury list on Aug. 13.
- Played five games with the Bears and Broncos in 2019, posting eight tackles (4 solo).

- Totaled 183 tackles (88 solo), 22 sacks (127 yds.), one interception (7 yds.), two passes defended, four forced fumbles and two fumble recoveries during his four seasons at Lindenwood University from 2015-18.
- Claimed by the Broncos off waivers from Chicago on Oct. 23, 2019.
- Entered the NFL as a college free agent with Chicago after spending time on the Bears' practice squad.

CAREER TRANSACTIONS: Signed by Chicago as a college free agent 5/2/19; Waived by Chicago 8/31/19; Signed by Chicago (practice squad) 9/1/19; Signed by Chicago (active roster) 9/28/19; Waived by Chicago 10/22/19; Claimed off waivers by Denver 10/23/19; Waived by Denver 9/1/21; Signed by Denver (practice squad 9/2/21; Signed by Denver (active roster) 1/3/22; Waived by Denver 8/30/22; Signed by Denver (practice squad) 8/31/22; Signed by Denver (active roster) 11/15/22.



2022: Harris played in eight games (4 starts), totaling a career-high 20 tackles (13 solo)... Started his career game in Week 3 vs. S.F. (9/25)... Spent most of the early season competing on Denver's practice squad before being promoted to the active roster on Nov. 15... Totaled four tackles (2 solo) at LAR (12/25)... Collected a season-high five tackles (4 solo) at K.C. (1/1).

2021: Harris, who competed on Denver's practice squad for the first 17 weeks of the season, was promoted from the practice squad to the active roster on Jan. 3... Appeared in three games, recording 10 tackles (7 solo)... Made his season debut in Week 9 at Dal. (11/7)... Recorded a career-high eight tackles (5 solo) at LAC (1/2).

2020: Harris missed the entire 2020 season after being placed on the reserve/non-football injury list on Aug. 13.

2019: Harris, who entered the NFL with Chicago as a college free agent on May 2, played five games with Denver (3) and Chicago (2)... Finished the season with eight tackles (4 solo)... Claimed off waivers by Denver on Oct. 23... Was inactive in Games 8-13... Collected four tackles (2 solo) at K.C. (12/15)... Made three tackles (2 solo) vs. Det. (12/22)... Played vs. Oak. (12/29).

COLLEGE: Harris appeared in 43 games for Lindenwood and totaled 183 tackles, 22 sacks, four forced fumbles, one interception and one fumble recovery. He is one of four Lindenwood players (DeDe Dorsey, Brian Schaefering and Pierre Desir) to appear in an NFL regular-season game.

PERSONAL: Harris attended Waubonsie Valley High in Aurora, Ill., where he was recognized as an All-State performer as a senior and a two time all-conference and all-area selection... Was also an all-state discus thrower and all-sectional and all-conference thrower is discus and shot put... Jonathan Harris was born on Aug. 4, 1996 in Aurora, Ill.

HARRIS' REGULAR SEASON RECORD

Year	Club	G	S	UT	A	TT	S-Yds.	I-Yds.	PD	FF	FR	TD-Int.	TD-FR	S	Pts.
2019	Chi./Den.	5	0	4	4	8	0-0	0-0	0	0	0	0	0	0	0
2020	Denver	RESERVE/NON FOOTBALL INJURY LIST													
2021	Denver	3	0	7	3	10	0-0	0-0	0	0	0	0	0	0	0
2022	Denver	8	4	13	7	20	0-0	0-0	0	0	0	0	0	0	0
CAREER TOTALS		16	4	24	14	38	0-0	0-0	0	0	0	0	0	0	0

JONATHAN HARRIS' CAREER GAME-BY-GAME

(Victories asterisked)

2019 CHI. (8-8) / DEN. (7-9)		TACKLES														
Date	Opponent	P/S	UT	A	TT	S-Yds.	I-Yds.	PD	FF	FR						
Sep 29	vs. Minnesota*	P	0	1	1	0-0	0-0	0	0	0						
Oct 6	at Oakland	P	0	0	0	0-0	0-0	0	0	0						
Oct 20	vs. New Orleans	INACTIVE														
CLAIMED OFF WAIVERS BY DENVER ON OCT. 23																
GAMES 8-13 INACTIVE																
Dec 15	at Kansas City	P	2	2	4	0-0	0-0	0	0	0						
Dec 22	vs. Detroit*	P	2	1	3	0-0	0-0	0	0	0						
Dec 29	vs. Oakland*	P	0	0	0	0-0	0-0	0	0	0						
Season Totals			5/0	4	4	8	0-0	0-0	0	0	0					
2021 DENVER (7-10)		TACKLES														
Date	Opponent	P/S	UT	A	TT	S-Yds.	I-Yds.	PD	FF	FR						
GAMES 1-8 PRACTICE SQUAD																
Nov 7	at Dallas*	P	1	0	1	0-0	0-0	0	0	0						
GAMES 10-15 PRACTICE SQUAD																
Jan 2	at L.A. Chargers	P	5	3	8	0-0	0-0	0	0	0						
Jan 8	vs. Kansas City	P	1	0	1	0-0	0-0	0	0	0						
Season Totals			3/0	7	3	10	0-0	0-0	0	0	0					

2022 DENVER (5-12)		TACKLES								
Date	Opponent	P/S	UT	A	TT	S-Yds.	I-Yds.	PD	FF	FR
Sept 12	at Seattle									
Sept 18	vs. Houston*									
Sept 25	vs. San Francisco*	S	0	0	0	0-0	0-0	0	0	0
Games 4-8										
Nov 13	at Tennessee	P	3	1	4	0-0	0-0	0	0	0
Nov 20	vs. Las Vegas	P	1	0	1	0-0	0-0	0	0	0
Nov 27	at Carolina									
Dec 4	at Baltimore									
Dec 11	vs. Kansas City	P	2	2	4	0-0	0-0	0	0	0
Dec 18	vs. Arizona*	P	1	1	2	0-0	0-0	0	0	0
Dec 25	at L.A. Rams	S	2	2	4	0-0	0-0	0	0	0
Jan 1	at Kansas City	S	4	1	5	0-0	0-0	0	0	0
Jan 8	vs. L.A. Chargers*	S	0	0	0	0-0	0-0	0	0	0
Season Totals			8/4	13	7	20	0-0	0-0	0	0



MATT HENNINGSEN

91

DEFENSIVE END

6-3 • 291 • 2ND YR. • WISCONSIN

BORN: July 9, 1999, in Menomonee Falls, Wisc.

HIGH SCHOOL: Menomonee Falls (Wisc.) High School

ACQUIRED: Draft #6 (206th overall), 2022

NFL YEAR: 2nd • YEAR WITH BRONCOS: 2nd

NFL GAMES PLAYED/STARTED: 17/0



HENNINGSEN AT A GLANCE:

- A second-year defensive end who appeared in 17 games with the Broncos in 2022, totaling 21 tackles (8 solo) and one sack (7 yds.).
- Saw action in 42 career games (29 starts) in four seasons at the University of Wisconsin, recording 89 tackles (35 solo), eight sacks (70 yds.), four passes defended and three fumble recoveries (2 TDs) during his four seasons with the Badgers.
- Named to the CoSIDA Academic All-American first team on two occasions (2020-21) and was a National Football Foundation (NFF) National Scholar-Athlete in 2021.
- Started all 13 games played in 2021, recording 31 tackles (12 solo), three sacks (23 yds.) and one pass defended.
- Appeared in 14 games (5 starts) in 2019, registering 24 tackles (14 solo), four sacks (33 yds.), two passes defended and three forced fumbles (2 TDs).
- Opened 10-of-13 games played as a redshirt freshman in 2018, garnering 32 tackles (8 solo), one sack (14 yds.) and one pass defended.
- Became the first Wisconsin walk-on since at least 1990 to start a season opener as a freshman.
- Prepped at Menomonee Falls (Wisc.) High School, where he was named first-team all-state by the Wisconsin Football Coaches Association as both an offensive and defensive lineman.
- Selected by the Broncos in the sixth round (206th overall) of the 2022 NFL Draft.

CAREER TRANSACTIONS: Signed by Denver as a draft choice 5/12/22.



2022: Henningsen played in all 17 games during his rookie season after being selected by the Broncos in the sixth round (206th overall) of the 2022 NFL Draft, totaling 21 tackles (8 solo) and one sack (7 yds.)... Appeared in his first game at Sea. (9/12)... Made his first career tackle vs. Hou. (9/18)... Collected his first career sack (7 yds.) and added one solo tackle at LAC (10/17)... Set a career-high three solo tackles vs. NYJ (10/23)... Tied his career high with three tackles (2 solo) at Jac. (10/30)... Had another three-tackle performance vs. L.V. (11/20).

COLLEGE: Henningsen appeared in 42 career games (29 starts) at the University of Wisconsin (2018-21), recording 89 tackles (35 solo), eight sacks (70 yds.), four passes defended and three fumble recoveries (2 TDs) during his four seasons with the Badgers... Garnered consensus third-team All-Big Ten honors when he started all 13 games played in 2021, recording 31 tackles (12 solo), three sacks (23 yds.) and one pass defended... Named All-Big Ten honorable mention after playing 14 games (5 starts) in 2019, tallying 24 tackles (14 solo), four sacks (33 yds.), two passes defended and three forced fumbles (2 TDs)... Became the first Wisconsin walk-on since at least 1990 to start a season opener as a freshman in 2018.

PERSONAL: Henningsen prepped at Menomonee Falls (Wisc.) High School, where he was named first-team all-state by the Wisconsin Football Coaches Association as both an offensive and defensive lineman...Named Greater Metro Conference Offensive Lineman of the Year and Defensive Lineman of the Year as a senior... Lettered in basketball and track & field... Named a high honor roll student during all four years... Majored in electrical engineering at Wisconsin... Pursuing a master's degree in electrical & computer engineering, specializing in machine learning and signal processing... Matt Henningsen was born on July 9, 1999, in Menomonee Falls, Wisc.

HENNINGSEN'S REGULAR SEASON RECORD

Year	Club	G	S	UT	A	TT	S-Yds.	I-Yds.	PD	FF	FR	TD-Int.	TD-FR	S	Pts.
2022	Denver	17	0	8	13	21	1-7	0-0	0	0	0	0	0	0	0
CAREER TOTALS		17	0	8	13	21	1-7	0-0	0	0	0	0	0	0	0

MATT HENNINGSEN'S CAREER GAME-BY-GAME

(Victories asterisked)

2022 DENVER (5-12)		TACKLES									
Date	Opponent	P/S	UT	A	TT	S-Yds.	I-Yds.	PD	FF	FR	
Sept 12	at Seattle	P	0	0	0	0-0	0-0	0	0	0	
Sept 18	vs. Houston*	P	1	0	1	0-0	0-0	0	0	0	
Sept 25	vs. San Francisco*	P	0	0	0	0-0	0-0	0	0	0	
Oct 2	at Las Vegas	P	0	1	1	0-0	0-0	0	0	0	
Oct 6	vs. Indianapolis	P	0	2	2	0-0	0-0	0	0	0	
Oct 17	at L.A. Chargers	P	1	0	1	1-7	0-0	0	0	0	
Oct 23	vs. N.Y. Jets	P	3	0	3	0-0	0-0	0	0	0	
Oct 30	at Jacksonville*	P	2	1	3	0-0	0-0	0	0	0	
Nov 13	at Tennessee	P	0	1	1	0-0	0-0	0	0	0	
Nov 20	vs. Las Vegas	P	0	3	3	0-0	0-0	0	0	0	
Nov 27	at Carolina	P	1	1	2	0-0	0-0	0	0	0	
Dec 4	at Baltimore	P	0	1	1	0-0	0-0	0	0	0	
Dec 11	vs. Kansas City	P	0	0	0	0-0	0-0	0	0	0	
Dec 18	vs. Arizona*	P	0	1	1	0-0	0-0	0	0	0	
Dec 25	at L.A. Rams	P	0	0	0	0-0	0-0	0	0	0	
Jan 1	at Kansas City	P	0	0	0	0-0	0-0	0	0	0	
Jan 8	vs. L.A. Chargers*	P	0	2	2	0-0	0-0	0	0	0	
Season Totals			17/0	8	13	21	1-7	0-0	0	0	0



FAION HICKS

29

CORNERBACK

5-10 • 192 • 2ND YR. • WISCONSIN

BORN: Sept. 2, 1998, in Miami

HIGH SCHOOL: Flanagan High School, Pembroke Pines, Fla.

ACQUIRED: Draft #7 (232nd overall), 2022

NFL YEAR: 2nd • YEAR WITH BRONCOS: 2nd

NFL GAMES PLAYED/STARTED: 2/0



HICKS AT A GLANCE:

- A second-year cornerback who appeared in two games with the Broncos in 2022.
- Started 39-of-44 games played during his collegiate career at the University of Wisconsin (2018-21), recording 108 tackles (85 solo), one interception and 18 passes defended with the Badgers.
- Started all 11 games played and was named consensus All-Big Ten honorable mention for the second consecutive year after tallying 28 tackles (21 solo) and 10 passes defended in 2021.
- Posted 13 tackles (10 solo) and four passes defended in seven games played (5 starts) in 2020, garnering consensus All-Big Ten honorable mention accolades.
- Opened 12-of-14 games played in 2019, recording 32 tackles (26 solo) and one pass defended.
- Played 12 games (11 starts) as a redshirt freshman in 2018, registering 35 tackles (28 solo), one interception and three passes defended.
- Prepped at Flanagan High School in Pembroke Pines, Fla., where he rushed for 1,356 yards with 13 touchdowns and collected 75 tackles and seven interceptions on defense.
- Selected by the Broncos in the seventh round (232nd overall) of the 2022 NFL Draft.

CAREER TRANSACTIONS: Signed by Denver as a draft choice 5/12/22.

2022: Hicks played in two games with Denver during his rookie season after being drafted in the seventh-round (232nd overall) in the 2022 NFL Draft... Spent most of the season competing on Denver's practice squad... Made his NFL debut at Car. (11/27).

COLLEGE: Hicks started 39-of-44 games played during his collegiate career at the University of Wisconsin from 2018-21, recording 108 tackles (85 solo), one interception and 18 passes defended... Started all 11 games played in 2021 and was named consensus All-Big Ten honorable mention for the second consecutive year after totaling 28 tackles (21 solo) and 10 passes defended... Led the Badgers and ranked seventh in the Big Ten in passes defended (10)... Named consensus All-Big Ten honorable mention following the 2020 season after starting 5-of-7 games played, recording 13 tackles (10 solo) and four passes defended... Opened 12-of-14 games played in 2019, registering 32 tackles (26 solo) and one pass defended... Played 12 games (11 starts) during his redshirt freshman season and posted 35 tackles (28 solo), one interception and three passes defended.

PERSONAL: Hicks prepped at Flanagan High School in Pembroke Pines, Fla., where he rushed for 1,356 yards with 13 touchdowns while collecting 75 tackles with seven interceptions on defense... Named second-team All-Broward County by the *South Florida Sun Sentinel* as a senior... Helped Flanagan clinch a state title in 2015 with a fourth-quarter touchdown run in the 2015 Class 8A championship game... Named honorable mention All-Broward County as a sophomore and junior. Faion (pronounced: FAY-on) Hicks was born on Sept. 2, 1998, in Miami.

HICKS' REGULAR SEASON RECORD

Year	School	G	S	UT	A	TT	S-Yds.	I-Yds.	PD	FF	FR	TD-Int.	TD-FR	S	Pts.
2022	Denver	2	0	0	0	0	0-0	0-0	0	0	0	0	0	0	0
CAREER TOTALS		2	0	0	0	0	0-0	0-0	0	0	0	0	0	0	0

FAION HICKS' CAREER GAME-BY-GAME

(Victories asterisked)

2022 DENVER (5-12)		TACKLES								
Date	Opponent	P/S	UT	A	TT	S-Yds.	I-Yds.	PD	FF	FR
Games 1-10						PRACTICE SQUAD				
Nov 27	at Carolina	P	0	0	0	0-0	0-0	0	0	0
Dec 4	at Baltimore	P	0	0	0	0-0	0-0	0	0	0
Games 13-17						PRACTICE SQUAD				
Season Totals			2/0	0	0	0	0-0	0-0	0	0



KENDALL HINTON

9

WIDE RECEIVER

6-0 • 195 • 4TH YR. • WAKE FOREST

BORN: Feb. 19, 1997, in Durham, N.C.

HIGH SCHOOL: Southern Durham High School, Durham, N.C.

ACQUIRED: Free Agent, 2020

NFL YEAR: 4th • **YEAR WITH BRONCOS:** 4th

NFL GAMES PLAYED/STARTED: 29/6



HINTON AT A GLANCE:

- A fourth-year wide receiver who has appeared in 29 games (6 starts) with the Broncos (2020-22), totaling 39 catches for 486 yards (12.5 avg.) with one touchdown to go along with five punt returns for 61 yards (12.2 avg.) and four rushes for 20 yards (5.0 avg.).
- Produced career highs in receptions (24) and receiving yards (311) in 12 games (5 starts) during the 2022 season.
- Totaled 15 receptions for 175 yards (11.7 avg.) with one touchdown in 16 games played (1 start) with the Broncos in 2021.
- Appeared in one regular-season contest with the Broncos in 2020, completing one pass (13 yds.) and tallying two rushes for seven yards (3.5 avg.).
- Saw action in 34 games (16 starts - 11 at WR; 5 at QB) in five seasons at Wake Forest University (2015-19) as a quarterback and wide receiver.
- Began his collegiate career at quarterback, completing 133-of-253 passes (52.6%) for 1,504 yards with eight touchdowns and seven interceptions (107.4 rtg.) from 2015-18.

2021 DENVER (7-10)		RECEIVING					SCORING		
Date	Opponent	P/S	No.	Yds.	Avg.	LG	TD	2pt.	Pts.
Sept. 12	at N.Y. Giants*								
PRACTICE SQUAD									
SIGNED FROM PRACTICE SQUAD TO ACTIVE ROSTER ON SEPT. 14									
Sept 19	at Jacksonville*	P	1	15	15.0	15	0	0	0
Sept 26	vs. N.Y. Jets*	P	0	0	—	—	0	0	0
Oct 3	vs. Baltimore	P	1	13	13.0	13	0	0	0
Oct 10	at Pittsburgh	P	2	25	12.5	23	1	0	6
Oct 17	vs. Las Vegas	P	5	37	7.4	12	0	0	0
Oct 21	at Cleveland	P	2	15	7.5	11	0	0	0
Oct 31	vs. Washington*	P	0	0	—	—	0	0	0
Nov 7	at Dallas*	P	1	40	40.0	40	0	0	0
Nov 14	vs. Philadelphia	P	0	0	—	—	0	0	0
Nov 28	vs. L.A. Chargers*	P	0	0	—	—	0	0	0
Dec 5	at Kansas City	P	1	7	7.0	7	0	0	0
Dec 12	vs. Detroit*	P	0	0	—	—	0	0	0
Dec 19	vs. Cincinnati	P	0	0	—	—	0	0	0
Dec 26	at Las Vegas	P	0	0	—	—	0	0	0
Jan 2	at L.A. Chargers	S	2	23	11.5	15	0	0	0
Jan 8	vs. Kansas City	P	0	0	—	—	0	0	0
Season Totals		16/1	15	175	11.7	40	1	0	6

2022 DENVER (5-12)		RECEIVING					SCORING		
Date	Opponent	P/S	No.	Yds.	Avg.	LG	TD	2pt.	Pts.
Sept 12	at Seattle								
PRACTICE SQUAD									
Sept 18	vs. Houston*	S	1	20	20.0	20	0	0	0
Sept 25	vs. San Francisco*	S	1	27	27.0	27	0	0	0
Oct 2	at Las Vegas	P	2	39	19.5	35	0	0	0
Oct 6	vs. Indianapolis								
PRACTICE SQUAD									
SIGNED FROM PRACTICE SQUAD TO ACTIVE ROSTER ON OCT. 10									
Oct 17	at L.A. Chargers	P	1	8	8.0	8	0	0	0
Oct 23	vs. N.Y. Jets	P	1	14	14.0	14	0	0	0
Oct 30	at Jacksonville*	P	0	0	—	—	0	0	0
Nov 13	at Tennessee	P	4	62	15.5	35	0	0	0
Nov 20	vs. Las Vegas	P	3	57	19.0	32	0	0	0
Nov 27	at Carolina	S	5	35	7.0	14	0	0	0
Dec 4	at Baltimore	S	1	11	11.0	11	0	0	0
Dec 11	vs. Kansas City	S	5	38	7.6	14	0	0	0
Dec 18	vs. Arizona*								
INACTIVE									
Dec 25	at L.A. Rams								
INACTIVE									
Jan 1	at Kansas City	P	0	0	—	—	0	0	0
Jan 8	vs. L.A. Chargers*								
INACTIVE									
Season Totals		12/5	24	311	13.0	35	0	0	0



TOMMY HUDSON

87

TIGHT END

6-5 • 255 • 3RD YR. • ARIZONA STATE

BORN: Feb. 22, 1997, in San Jose, Calif.

HIGH SCHOOL: Archbishop Mitty High School, San Jose, Calif.

ACQUIRED: Free Agent, 2023

NFL YEAR: 3rd • YEAR WITH BRONCOS: 1st

NFL GAMES PLAYED/STARTED: 5/0



HUDSON AT A GLANCE:

- A third-year tight end who appeared in five games with Tennessee (2020-22), totaling three receptions for 31 yards (10.3 avg.).
- Made five appearances in 2021 with the Titans, recording 31 receiving yards on three catches (10.3 avg.) on 65 offensive snaps.
- Was a key asset in the run game during his four seasons at Arizona State (2016-19) while also posting 205 receiving yards on 25 catches (8.2 avg.).
- Produced 10 catches for a career-high 112 receiving yards (11.2 avg.) in 13 games (11 starts) as a senior for the Sun Devils in 2019.
- Prepped at Archbishop Mitty High School in San Jose, Calif., where he earned All-West Region honors by PrepStar.

- Entered the NFL as a college free agent with Tennessee on May 7, 2020.
- Signed by the Broncos as a free agent on June 1, 2023.

CAREER TRANSACTIONS: Signed by Tennessee as a college free agent 5/7/20; Waived by Tennessee 9/5/20; Signed by Tennessee (practice squad) 9/6/20; Signed by Tennessee to a reserve/future contract 1/11/21; Waived by Tennessee 9/13/21; Signed by Tennessee (practice squad) 9/15/21; Signed by Tennessee (active roster) 9/24/21; Waived by Tennessee 10/4/22; Signed by Denver 6/1/23.



2021: Hudson appeared in five games, recording three catches for 31 yards (10.3 avg.) on 65 offensive snaps while also appearing in 20 special-teams snaps... Made his NFL debut at Sea. (9/19), where he caught one pass for 14 yards (14.0 avg.)... Made another catch, this time for three yards, vs. Ind. (9/26)... Caught his final pass of the season at NYJ (10/3), taking it 14 yards... Also appeared in games vs. Hou. (11/21) and at N.E. (11/28)... Missed Games 5-10 after being placed on injured reserve (ankle) on Oct. 8... Also missed the final five games of the season after being placed on injured reserve (ankle) on Dec. 11.

2020: Hudson competed on Tennessee's practice squad during his rookie year after being signed by the club as a college free agent.

COLLEGE: Hudson played at Arizona State (2016-19), where he was a key asset as an impact blocker in the run game for the Sun Devils... Recorded 25 receptions for 205 yards (8.2 avg.) in 40 career games (26 starts) with Arizona State... Racked up a career-high 112 receiving yards on 10 catches (11.2 avg.) in 13 games (11 starts) during his senior season... Started 10-of-13 games during his junior season in 2018, totaling a career-high 13 catches for 66 yards (5.1 avg.).

PERSONAL: Hudson attended Archbishop Mitty High School in San Jose, Calif., where he earned All-West Region honors by PrepStar... Majored in business economics at Arizona State... Tommy Hudson was born on Feb. 22, 1997, in San Jose, Calif.

HUDSON'S REGULAR SEASON RECORD

Year	Club	RECEIVING							RUSHING				SCORING						
		G	S	No.	Yds.	Avg.	LG	TD	No.	Yds.	Avg.	LG	TD	TD	TDr	TDr	2pt	Pts.	
2021	Tennessee	5	0	3	31	10.3	14	0	0	0	—	—	0	0	0	0	0	0	0
CAREER TOTALS		5	0	3	31	10.3	14	0	0	0	—	—	0	0	0	0	0	0	0

TOMMY HUDSON'S CAREER GAME-BY-GAME

(Victories asterisked)

2021 TENNESSEE (12-5)			RECEIVING					SCORING	
Date	Opponent	P/S	No.	Yds.	Avg.	LG	TD	2pt.	Pts.
Sept 12	vs. Arizona								
Sept 19	at Seattle*	P	1	14	14.0	14	0	0	0
Sept 26	vs. Indianapolis*	P	1	3	3.0	0	0	0	0
Oct 3	at N.Y. Jets	P	1	14	14.0	14	0	0	0
Games 5-10			INJURED RESERVE						
Nov 21	vs. Houston	P	0	0	—	—	0	0	0
Nov 28	at New England	P	0	0	—	—	0	0	0
Games 13-17			INJURED RESERVE						
Season Totals			5/0	3	31	10.3	14	0	0



LIL'JORDAN HUMPHREY 17

WIDE RECEIVER

6-4 • 225 • 5TH YR. • TEXAS

BORN: April 18, 1998, in Southlake, Texas

HIGH SCHOOL: Southlake Carroll High School, Southlake, Texas

ACQUIRED: Free Agent, 2023

NFL YEAR: 5th • **YEAR WITH BRONCOS:** 1st

NFL GAMES PLAYED/STARTED: 24/8 • **POSTSEASON GP/GS:** 2/0



HUMPHREY AT A GLANCE:

- A fifth-year wide receiver who has appeared in 24 games (8 starts) with the Saints (2019-21) and Patriots (2022), tallying 18 catches for 315 yards (17.5 avg.) with three touchdowns.
- Has also played in two postseason contests with New Orleans (2019-20).
- Appeared in six games (2 starts) with New England in 2022, totaling two catches for 20 yards (10.0 avg.) on 128 offensive snaps.
- Had his best season yet in 2021, totaling career highs of 249 receiving yards, 13 catches (19.2 avg.) and two scores in 10 games (4 starts) with the Saints.

- Caught three passes for 46 yards (15.3 avg.) and had one touchdown catch in 2020.
- Appeared in 36 games (18 starts) in three seasons at the University of Texas (2016-18), finishing his career with 125 receptions for 1,622 yards (13.0 avg.) with 10 scores along with six rushes for 25 yards (4.2 avg.) with one touchdown.
- As a junior in 2018, played in 14 games (12 starts) and led Texas with 86 catches for 1,176 yards (13.7 avg.) and nine touchdowns.
- Attended Southlake Carroll High School in Southlake, Texas, where he was named a two-time All-State selection by the Texas Sports Writers Association.
- Entered the NFL as a college free agent with New Orleans on May 10, 2019.
- Signed by the Broncos as a free agent on March 7, 2023.

CAREER TRANSACTIONS: Signed by New Orleans as a college free agent 5/10/19; Waived by New Orleans 8/31/19; Signed by New Orleans (practice squad) 9/1/19; Signed by New Orleans (active roster) 9/18/19; Waived by New Orleans 10/26/19; Signed by New Orleans (practice squad) 10/29/19; Signed by New Orleans (active roster) 12/28/19; Waived by New Orleans 9/5/20; Signed by New Orleans (practice squad) 9/6/20; Released by New Orleans 9/30/20; Signed by New Orleans (practice squad) 12/9/20; Signed reserve/futures contract with New Orleans 1/18/21; Signed by New England 6/16/22; Waived by New England 8/30/22; Signed by New England (practice squad) 8/31/22; Signed by England (active roster) 9/13/22; Waived by New England 10/11/22; Signed by New England (practice squad) 10/13/22; Released by New England 11/15/22; Signed by Denver 3/7/23.



2022: Humphrey appeared in six games (2 starts) with New England, totaling two catches for 20 yards (10.0 avg.) on 128 offensive snaps while appearing in 24 special-teams plays... Made his Patriots debut at Mia. (9/11)... Caught his first pass with the team at Pit. (9/18).

2021: Humphrey had his best season yet, totaling career highs of 249 receiving yards, 13 catches (19.2 avg.) and two scores in 10 games (4 starts)... Caught a four-yard pass for a touchdown at Phi. (11/21)... Made a career-high three catches for 47 yards (15.7 avg.) vs. Buf. (11/25)... Made two catches for 49 yards (24.5 avg.) along with his third career touchdown vs. Dal. (12/2)... Had three receptions for a career-high 70 yards (23.3 avg.), including a 56-yard grab, vs. Mia. (12/27)... Had 26 yards on two catches (13.0 avg.) vs. Car. (1/2).

2020: Humphrey played in three games (1 start), catching three passes for 46 yards (15.3 avg.) and had one touchdown catch... Caught his first career pass and scored his first receiving touchdown vs. K.C. (12/20), finishing the game with two catches for 29 yards (14.5 avg.)... Caught another pass for 17 yards at Car. (1/3).

2019: Humphrey started one-of-five games he played in after being signed by New Orleans as a college free agent... Played in 52 offensive snaps and seven special-teams snaps... Made his NFL debut at Sea. (9/22).

COLLEGE: Humphrey started 18-of-36 games played in three seasons at the University of Texas (2016-18), finishing with 125 receptions for 1,622 yards (13.0 avg.) with 10 scores along with six rushes for 25 yards (4.2 avg.) with one touchdown... Also returned 11 kickoffs for 252 yards (22.9 avg.)... As a junior in 2018, played in 14 games (12 starts) and led the team with 86 catches for 1,176 yards (13.7 avg.) and nine touchdowns... His 1,176 receiving yards were the third-most in a single season in program history at the time and was named honorable mention All-Big 12... Caught 37 passes for 431 yards with one score and was named honorable mention All-Big 12 in 2017.

PERSONAL: Humphrey attended Southlake Carroll High School in Southlake, Texas, where he was a two-time all-state selection... Named first-team 6A All-State by the Texas Sports Writers Association as an all-purpose player and second-team as a running back by the Associated Press in 2015... Rushed 184 times for 1,292 yards (7.2 avg.) with 14 touchdowns, and caught 57 passes for 876 yards with eight touchdowns as a senior... Named second-team 6A All-State by the Texas Sports Writers Association and honorable mention by Associated Press as a running back in 2014... Rushed for 1,828 yards with 29 touchdowns on 289 carries (6.3 avg.), while making 26 receptions for 285 yards with three touchdowns as a junior... Also competed in basketball and high jump... Lil'Jordan Humphrey was born on April 18, 1998 in Southlake, Texas.

HUMPHREY'S REGULAR SEASON RECORD

Year	Club	G	S	RECEIVING				RUSHING				SCORING							
				No.	Yds.	Avg.	LG	TD	No.	Yds.	Avg.	LG	TD	TD	TDr	TDr	2pt	Pts.	
2019	New Orleans	5	1	0	0	—	0	0	0	—	0	0	0	0	0	0	0	0	
2020	New Orleans	3	1	3	46	15.3	17t	1	0	0	—	—	0	1	1	0	0	0	6
2021	New Orleans	10	4	13	249	19.2	56	2	0	0	—	—	0	2	2	0	0	0	12
2022	New England	6	2	2	20	10.0	11	0	0	0	—	—	0	0	0	0	0	0	0
CAREER TOTALS		24	8	18	315	17.5	56	3	0	0	—	—	0	3	3	0	0	0	18

HUMPHREY'S POSTSEASON RECORD

Year	Club	G	S	RECEIVING				RUSHING				SCORING							
				No.	Yds.	Avg.	LG	TD	No.	Yds.	Avg.	LG	TD	TD	TDr	TDr	2pt	Pts.	
2019	New Orleans	1	0	0	0	—	0	0	0	—	—	0	0	0	0	0	0	0	0
2020	New Orleans	1	0	1	14	14.0	14	0	0	0	—	—	0	0	0	0	0	0	0
CAREER TOTALS		2	0	1	14	14.0	14	0	0	0	—	—	0	0	0	0	0	0	0

HUMPHREY'S SINGLE-GAME HIGHS

(Postseason in parentheses)

Receptions — 3, twice, last: vs. Miami, 12/27/21 (1, vs. Chicago, 1/10/21). **Receiving yards** — 70, vs. Miami, 12/27/21 (14, vs. Chicago, 1/10/21). **Longest reception** — 56, vs. Miami, 12/27/21 (14, vs. Chicago, 1/10/21). **Receiving touchdowns** — 1, 3x, last: vs. Dallas, 12/2/21 (none).

LIL' JORDAN HUMPHREY'S CAREER GAME-BY-GAME

(Victories asterisked)

2019 NEW ORLEANS (13-3)			RECEIVING					SCORING	
Date	Opponent	P/S	No.	Yds.	Avg.	LG	TD	2pt.	Pts.
Games 1-2			PRACTICE SQUAD						
Sept 22	at Seattle*	P	0	0	—	—	0	0	0
Sept 29	vs. Dallas*	P	0	0	—	—	0	0	0
Oct 6	vs. Tampa Bay*		INACTIVE						
Oct 13	at Jacksonville*	S	0	0	—	—	0	0	0
Oct 20	at Chicago*	P	0	0	—	—	0	0	0
Games 8-15			PRACTICE SQUAD						
Dec 29	at Carolina*	P	0	0	—	—	0	0	0
Season Totals		5/1	0	0	—	—	0	0	0
Jan 5	vs. Minnesota §	P	0	0	—	—	0	0	0
Postseason Totals		1/0	0	0	—	—	0	0	0

§NFC Wild Card Game;

2020 NEW ORLEANS (12-4)			RECEIVING					SCORING	
Date	Opponent	P/S	No.	Yds.	Avg.	LG	TD	2pt.	Pts.
Games 1-3			PRACTICE SQUAD						
Games 4-13			PRACTICE SQUAD/INJURED						
Games 14-17			PRACTICE SQUAD						
Dec 13	at Philadelphia								
Dec 20	vs. Kansas City	S	2	29	14.5	17t	1	0	6
Dec 25	vs. Minnesota*	P	0	0	—	—	0	0	0
Jan 3	at Carolina*	P	1	17	17.0	17	0	0	0
Season Totals		3/1	3	46	15.3	17t	1	0	6
Jan 10	vs. Chicago*§	P	1	14	14.0	14	0	0	0
Jan 17	vs. Tampa Bay†		PRACTICE SQUAD						
Postseason Totals		1/0	1	14	14.0	14	0	0	0

§NFC Wild Card Game; †NFC Divisional Playoff Game

2021 NEW ORLEANS (9-8)			RECEIVING					SCORING	
Date	Opponent	P/S	No.	Yds.	Avg.	LG	TD	2pt.	Pts.
Sept 12	vs. Green Bay*	S	0	0	—	—	0	0	0
Sept 19	at Carolina	P	1	27	27.0	27	0	0	0
Games 3-5			INACTIVE						
Oct 25	at Seattle*	P	0	0	—	—	0	0	0
Oct 31	vs. Tampa Bay*		DID NOT PLAY						
Nov 7	vs. Atlanta		DID NOT PLAY						
Nov 14	at Tennessee		INACTIVE						
Nov 21	at Philadelphia	P	1	4	4.0	4t	1	0	6
Nov 25	vs. Buffalo	P	3	47	15.7	24	0	0	0
Dec 2	vs. Dallas	P	2	49	24.5	25	1	0	6
Dec 12	at N.Y. Jets*		INACTIVE						
Dec 19	at Tampa Bay*	S	0	0	—	—	0	0	0
Dec 27	vs. Miami	S	3	70	23.3	56	0	0	0
Jan 2	vs. Carolina*	S	2	26	13.0	18	0	0	0
Jan 9	at Atlanta*	P	1	26	26.0	26	0	0	0
Season Totals		10/4	13	249	19.2	56	2	0	12

2022 NEW ENGLAND (8-9)			RECEIVING					SCORING	
Date	Opponent	P/S	No.	Yds.	Avg.	LG	TD	2pt.	Pts.
Sept 11	at Miami	P	0	0	—	—	0	0	0
Sept 18	at Pittsburgh*	S	1	11	11.0	11	0	0	0
Sept 25	vs. Baltimore	P	0	0	—	—	0	0	0
Oct 2	at Green Bay	S	1	9	9.0	9	0	0	0
Oct 9	vs. Detroit*	P	0	0	—	—	0	0	0
Oct 16	at Cleveland*	P	0	0	—	—	0	0	0
Games 7-9			PRACTICE SQUAD						
Games 10-17			NOT ON TEAM						
Season Totals		6/2	2	20	10.0	11	0	0	0



KAREEM JACKSON

22

SAFETY



5-10 • 183 • 14TH YR. • ALABAMA

BORN: April 10, 1988, in Macon, Ga.

HIGH SCHOOL: Westside (Ga.) High School

ACQUIRED: Unrestricted Free Agent (Houston), 2019

NFL YEAR: 14th • YEAR WITH BRONCOS: 5th

NFL GAMES PLAYED/STARTED: 193/185 • POSTSEASON GP/GS: 8/8

JACKSON AT A GLANCE:

- A 14th-year defensive back who has started 185-of-193 regular-season games and eight postseason contests during his NFL career with Houston (2010-18) and Denver (2019-22).
- Totalled 898 tackles (697 solo), three sacks (17 yds.), 20 interceptions (384 yds., 3 TDs), 107 passes defended, six forced fumbles and seven fumble recoveries during his career.
- One-of-two active defensive backs (Devin McCourty, N.E.) with career totals of at least 800 tackles, 20 INTs and 100 passes defended.
- Started every game for Denver in 2022, totaling 94 tackles (55 solo) along with three passes defended and two fumble recoveries in 17 games.
- Recorded a team-leading 88 tackles (62 solo) and added one sack, one interception (7 yds.) and two passes defended in 15 games played (all starts) in 2021.
- Started all 16 games with the Broncos in 2020, finishing the year with a career-high 89 tackles (67 solo), one interception (13 yds.), four passes defended and two fumble recoveries while playing a career-best 1,083 defensive snaps.
- Started all 13 games played during his first year with Denver in 2019, totaling 71 tackles (48 solo), two interceptions (28 yds.), 10 passes defended, one forced fumble and a fumble returned for a touchdown.
- Chosen as the AFC Defensive Player of the Week (Week 14, at Hou., 12/8/19) after recording 11 tackles (6 solo), one interception (4 yds.), three passes defended and a fumble returned 70 yards for a touchdown against his former team.
- Recorded 589 tackles (489 solo), two sacks (17 yds.), 16 interceptions (336 yds.), three interceptions returned for a touchdown, 88 passes defended, five forced fumbles and three fumble recoveries during his nine years in Houston.
- Added 33 tackles (24 solo) and four passes defended in eight postseason games with the Texans.
- Finished his Texans career ranked second in franchise history in interceptions (16) and passes defended (88).
- Started all 16 games (12 at CB; 4 at S) for the Texans in 2018, tying for third in the NFL with a career-high-tying 17 passes defended in addition to posting 87 tackles (70 solo).
- Opened 40-of-41 games played at the University of Alabama, registering 159 tackles (106 solo), five interceptions (164 yds.), 34 passes defended, one fumble recovery and one forced fumble.
- Joined the Broncos as an unrestricted free agent (Houston) on March 13, 2019.
- Selected by Houston in the first round (20th overall) of the 2010 NFL Draft.

CAREER TRANSACTIONS: Signed by Houston as a draft choice 7/30/10; Signed by Denver as an unrestricted free agent 3/13/19; Re-Signed by Denver 3/23/21; Re-Signed by Denver 3/15/22; Re-Signed by Denver 5/15/23.



2022: Jackson started every game for Denver, totaling 94 tackles (55 solo) along with three passes defended and two fumble recoveries in 17 games... Played a career-high 1,139 defensive snaps... Helped ice the game vs. S.F. (9/25), recovering a fumble in the dying moments while also tallying six tackles (2 solo) and a pass defended in the game... Made eight tackles (3 solo) and had a pass defended at LAC (10/17)... Produced eight tackles (6 solo) in the win at Jac. (10/30)... Notched five tackles (4 solo) and a pass defended at Ten. (11/13)... Made six tackles (3 solo) at Bal. (12/4)... Produced his eighth career game with double-digit tackles after finishing with 10 tackles (7 solo), including a TFL, vs. K.C. (12/11)... Made five tackles (4 solo) vs. Ari. (12/18)... Tied the team-high with seven tackles (6 solo) at K.C. (1/1)... Recovered his seventh fumble of his career along and made four tackles (3 solo) vs. LAC (1/8).

2021: Jackson appeared in 15 games (all starts), totaling a team-high 88 tackles (62 solo), one sack, one interception and two passes defended... Missed the final game of the season and was placed on injured reserve (back) on Jan. 5... Collected the 20th interception of his career (7 yds.) and led the team with six tackles (4 solo) at Jac. (9/19)... Recorded his seventh career game with 10 or more tackles, posting a season-high 11 defensive stops (9 solo) vs. Bal. (10/3)... Posted first sack of the season (third of career) and added six tackles (4 solo) vs. L.V. (10/17)... Led the team in tackles and posted nine defensive stops (6 solo) at Cle. (10/21)... Collected seven tackles (6 solo) vs. Was. (10/31)... Notched a team-leading nine tackles (7 solo) at Dal. (11/7)... Posted seven tackles (5 solo) vs. Phi. (11/14)... Tallied five tackles (3 solo) and one pass defended vs. Det. (12/12)... Registered eight tackles (7 solo) at LAC (1/2).

2020: Jackson concluded his second season with the Broncos totaling a career-high 89 tackles (67 solo), one interception (13 yds.), four passes defended and two fumble recoveries... Posted six tackles (5 solo) and a pass defended in the season opener vs. Ten. (9/14)... Made four tackles (3 solo) and recovered a fumble at Pit. (9/20)... Totaled six tackles in three consecutive games (vs. T.B., 9/27; at NYJ, 10/1; at N.E., 10/18)... Registered his first double-digit tackle game of the season (fifth of his career) and notched a career-high 12 defensive stops (8 solo) vs. LAC (11/1)... Posted 10 tackles (8 solo) and one pass defended at K.C. (12/6) for his second double-digit tackle game of the season and the sixth of his career... Tied for the team lead in tackles and had seven solo tackles at Car. (12/13)... Notched nine tackles (7 solo) vs. Buf. (12/19)... Tallied his first interception of the season (13 yds.) and the 19th of his career, posted his second fumble recovery of the season (fifth of his career) and had one pass defended in the season finale vs. L.V. (1/3).

2019: Jackson started all 13 games played with Denver, totaling 71 tackles (48 solo), two interceptions (28 yds.), 10 passes defended, one forced fumble and one fumble returned for a touchdown... Registered seven tackles (5 solo) and two passes defended at Oak. (9/9)... Tallied 10 tackles (8 solo) and one forced fumble at the goal line at LAC (10/6)... Recorded one interception (24 yds.) and one solo tackle vs. Ten. (10/13)... Totaled six tackles (5 solo) at Ind. (10/27)... Totaled seven tackles (4 solo) at Buf. (11/24)... Notched six tackles (5 solo) vs. LAC (12/1)... Chosen as the AFC Defensive Player of the Week after recording 11 tackles (6 solo), one interception (4 yds.), three passes defended and a fumble returned for 70 yards and a touchdown at Hou. (12/8)... Was placed on the reserve/suspended list on Dec. 17 and missed the final two games of the season.

2018: Jackson started all 16 games for Houston for the second time in his career, finishing with 87 tackles (70 solo) and a career-high-tying 17 passes defended... Added one sack (13 yds.), two forced fumbles and one fumble recovery on the season... Opened 12 games at cornerback and four games at safety... Recorded a team-high eight solo tackles and a career-best two forced fumbles at N.E. (9/9)... Tied for the team lead with nine total tackles (eight solo), and had one sack (13 yds.) and one pass defended at Was. (11/18)... Finished with 11 total tackles (nine solo) and two passes defended vs. Ind. (12/9)... Contributed four tackles (3 solo) in Houston's AFC Wild Card Game vs. Ind. (1/5).

2017: Jackson played all 16 games (14 starts) for Houston, tallying 73 tackles (54 solo), 10 passes defended, one forced fumble, one interception (2 yds.) and one sack (4 yds.)... Ranked fifth among NFL cornerbacks in total tackles and was tied for fifth in tackles for loss (4)... Had nine games with five or more tackles, which tied for the third-most among all cornerbacks... Led the team with seven tackles, recorded his first career sack (4 yds.) and had one forced fumble at Cin. (9/14)... Made his 100th career start vs. Ind. (11/5).

2016: Jackson started 13-of-14 regular-season games played and two postseason contests as Houston won their second consecutive AFC South title... Totaled 62 tackles (51 solo), one interception (42 yds., TD) and four passes defended... Contributed eight tackles (4 solo) in two postseason games... Intercepted Jaguars QB Blake Bortles and returned it 42 yards for his third career touchdown at Jac. (11/13)... Made four tackles (1 solo) in Houston's AFC Wild Card victory vs. Oak. (1/7)... Notched four tackles (3 solo) in Houston's AFC Divisional Playoff Game at N.E. (1/14).

2015: Jackson appeared in 12 games (10 starts) while opening one postseason game as Houston won it's first AFC South title in three seasons... Posted 58 tackles (52 solo), two interceptions (77 yds., 1 TD), six passes defended, one forced fumble and one fumble recovery... Missed Games 7-11 with an ankle injury... Intercepted Saints QB Drew Brees and returned it 50 yards vs. N.O. (11/29)... Forced a fumble that led to a touchdown at Ten. (12/27)... Returned an interception 27 yards for his second career touchdown vs. Jac. (1/3)... Registered a postseason-best seven tackles (6 solo) and added a pass defended in Houston's AFC Wild Card Game vs. K.C. (1/9).

2014: Jackson started all 13 games played and ended the season with 57 tackles (48 solo), three interceptions (97 yds.) and nine passes defended... Intercepted a pass and returned it for a career-long 65 yards at Oak. (9/14)... Posted nine tackles at Dal. (10/5)... Picked off Ravens QB Joe Flacco twice (32 yds.) for his first career multi-interception game vs. Bal. (12/21).

2013: Jackson started all 14 games played, notching 56 tackles (51 solo), nine passes defended and one fumble recovery... Made five or more tackles in four games while posting multiple passes defended vs. Ten. (9/15) and vs. Den. (12/22).

2012: Jackson played all 16 games (15 starts) and opened both postseason contests as Houston captured the AFC South crown for the second consecutive season... Tallied career highs in interceptions (4) and passes defended (17)... Added 53 tackles (47 solo) while notching multiple passes defended in six games... Produced six tackles (4 solo) and two passes defended in two postseason contests... Picked off Dolphins QB Ryan Tannehill and made five tackles (4 solo) vs. Mia. (9/9)... Registered his first career pick-six (63 yds.) vs. Ten. (9/30)... Sealed a Texans victory with a fourth-quarter interception vs. NYJ (10/8)... Made four total tackles (two solo) in Houston's AFC Divisional Playoff Game at N.E. (1/13).

2011: Jackson started 13-of-15 regular-season games played and two postseason contests as the Texans won the AFC South Division and made the playoffs for the first time in franchise history... Finished the season with 40 tackles (35 solo), one interception, six passes defended and one forced fumble... Contributed eight tackles (7 solo) and one pass defended in two postseason games... Tied for the team lead with eight tackles (7 solo) at N.O. (9/25)... Made four tackles (3 solo) in his postseason debut in the Texans' AFC Wild Card Game vs. Cin. (1/7)... Registered four solo tackles and one pass defended in Houston's AFC Divisional Playoff Game at Bal. (1/15).

2010: Selected by Houston in the first round (20th overall) of the 2010 NFL Draft, Jackson started all 16 games as a rookie... Ended his initial NFL campaign with 70 tackles (57 solo), two interceptions (23 yds.) and 10 passes defended... Recorded his first career interception (23 yds.) vs. NYG (10/10)... Picked off Philip Rivers and made six tackles (5 solo) vs. S.D. (11/7)... Forced his first career fumble at Den. (12/26).

COLLEGE: Jackson opened 40-of-41 games played at the University of Alabama (2006-09), registering 159 tackles (106 solo), five interceptions (164 yds.), 34 passes defended, one fumble recovery and one forced fumble... Added a pair of blocked kicks... Started all 14 games on Alabama's 2009 BCS Championship team, contributing 49 tackles, one interception and 14 passes defended.

PERSONAL: Jackson attended Westside (Ga.) High School and compiled 1,436 rushing yards with 20 touchdowns and nine receptions for 256 yards with two scores as a senior.. Concluded a three-year varsity career with 3,447 rushing yards and 46 touchdowns... Kareem Jackson was born on April 10, 1988 in Macon, Ga.

JACKSON'S REGULAR SEASON RECORD

Year	Club	G	S	UT	A	TT	S-Yds.	I-Yds.	PD	FF	FR	TD-Int.	TD-FR	S	Pts.
2010	Houston	16	16	57	13	70	0-0	2-23	10	0	0	0	0	0	0
2011	Houston	15	13	35	5	40	0-0	1-0	6	1	0	0	0	0	0
2012	Houston	16	15	47	6	53	0-0	4-71	17	0	0	1	0	0	6
2013	Houston	14	14	51	5	56	0-0	0-0	9	0	1	0	0	0	0
2014	Houston	13	13	48	9	57	0-0	3-97	9	0	0	0	0	0	0
2015	Houston	12	10	52	6	58	0-0	2-77	6	1	1	1	0	0	6
2016	Houston	14	13	51	11	62	0-0	1-42	4	0	0	1	0	0	6
2017	Houston	16	14	54	19	73	1-4	1-2	10	1	0	0	0	0	0
2018	Houston	16	16	70	17	87	1-13	2-24	17	2	1	0	0	0	0
2019	Denver	13	13	48	23	71	0-0	2-28	10	1	0	0	1	0	6
2020	Denver	16	16	67	22	89	0-0	1-13	4	0	2	0	0	0	0
2021	Denver	15	15	62	26	88	1-0	1-7	2	0	0	0	0	0	0
2022	Denver	17	17	55	39	94	0-0	0-0	3	0	2	0	0	0	0
CAREER TOTALS		193	185	697	201	898	3-17	20-384	107	6	7	3	1	0	24

ADDITIONAL STATISTICS: Special-teams tackles — 2011 (2), TOTAL (2).

JACKSON'S POSTSEASON RECORD

Year	Club	G	S	UT	A	TT	S-Yds.	I-Yds.	PD	FF	FR	TD-Int.	TD-FR	S	Pts.
2011	Houston	2	2	7	1	8	0-0	0-0	1	0	0	0	0	0	0
2012	Houston	2	2	4	2	6	0-0	0-0	2	0	0	0	0	0	0
2015	Houston	1	1	6	1	7	0-0	0-0	1	0	0	0	0	0	0
2016	Houston	2	2	4	4	8	0-0	0-0	0	0	0	0	0	0	0
2018	Houston	1	1	3	1	4	0-0	0-0	0	0	0	0	0	0	0
CAREER TOTALS		8	8	24	9	33	0-0	0-0	4	0	0	0	0	0	0

JACKSON'S SINGLE GAME HIGHS

(Postseason in parentheses)

Tackles — 12, vs. L.A. Chargers, 11/1/20 (7, vs. Kansas City, 1/9/16). **Interceptions** — 2, vs. Baltimore, 12/21/14 (none). **Interception return yards** — 65, at Oakland, 9/14/14 (none). **Passes defended** — 3, 3x, last: at Houston, 12/8/19 (2, vs. Cincinnati, 1/5/13). **Sacks** — 1, 3x, last: vs. Las Vegas, 10/17/21 (none). **Sack yards** — 13, at Washington, 11/18/18 (none). **Forced fumbles** — 2, at New England, 9/9/18 (none). **Fumble recoveries** — 1, 7x, last vs. L.A. Chargers, 1/8/23 (none).

JACKSON'S INTERCEPTIONS BY QUARTERBACK (20)

Quarterback	Interceptions	Quarterback	Interceptions
Joe Flacco	2	Mark Sanchez	1
Blake Bortles	2	Matt Hasselbeck	1
Derek Carr	2	Deshaun Watson	1
Ryan Tannehill	2	Jay Cutler	1
Eli Manning	1	Nathan Peterman	1
Philip Rivers	1	Drew Brees	1
Matt Ryan	1	Jimmy Garoppolo	1
Dak Prescott	1	Trevor Lawrence	1

KAREEM JACKSON'S CAREER GAME-BY-GAME

(Victories asterisked)

2010 HOUSTON (6-10) TACKLES											
Date	Opponent	P/S	UT	A	TT	S-Yds.	I-Yds	PD	FF	FR	
Sep 12	vs. Indianapolis*	S	4	0	4	0-0	0-0	1	0	0	
Sep 19	at Washington*	S	4	2	6	0-0	0-0	1	0	0	
Sep 26	vs. Dallas	S	3	3	6	0-0	0-0	1	0	0	
Oct 3	at Oakland*	S	3	1	4	0-0	0-0	1	0	0	
Oct 10	vs. N.Y. Giants	S	5	0	5	0-0	1-23	1	0	0	
Oct 17	vs. Kansas City*	S	3	4	7	0-0	0-0	0	0	0	
Nov 1	at Indianapolis	S	5	1	6	0-0	0-0	1	0	0	
Nov 7	vs. San Diego	S	5	1	6	0-0	1-0	1	0	0	
Nov 14	at Jacksonville	S	2	0	2	0-0	0-0	0	0	0	
Nov 21	at N.Y. Jets	S	3	0	3	0-0	0-0	1	0	0	
Nov 28	vs. Tennessee*	S	3	0	3	0-0	0-0	1	0	0	
Dec 2	at Philadelphia	S	2	0	2	0-0	0-0	0	0	0	
Dec 13	vs. Baltimore	S	6	1	7	0-0	0-0	0	0	0	
Dec 19	at Tennessee	S	4	0	4	0-0	0-0	1	0	0	
Dec 26	at Denver	S	0	0	0	0-0	0-0	0	0	0	
Jan 2	vs. Jacksonville*	S	5	0	5	0-0	0-0	0	0	0	
Regular Season Totals			16/16	57	13	70	0-0	2-23	10	0	0

2011 HOUSTON (10-6) TACKLES											
Date	Opponent	P/S	UT	A	TT	S-Yds.	I-Yds	PD	FF	FR	
Sep 11	vs. Indianapolis*	S	1	0	1	0-0	0-0	0	0	0	
Sep 18	at Miami*	P	3	1	4	0-0	0-0	0	1	0	
Sep 25	at New Orleans	S	7	1	8	0-0	0-0	0	0	0	
Oct 2	vs. Pittsburgh*										
Oct 9	vs. Oakland	P	0	0	0	0-0	0-0	0	0	0	
Oct 16	at Baltimore	S	4	0	4	0-0	0-0	0	0	0	
Oct 23	at Tennessee*	S	2	0	2	0-0	0-0	0	0	0	
Oct 30	vs. Jacksonville*	S	0	0	0	0-0	0-0	1	0	0	
Nov 6	vs. Cleveland*	S	5	0	5	0-0	0-0	2	0	0	
Nov 13	at Tampa Bay*	S	0	1	1	0-0	0-0	0	0	0	
Nov 27	at Jacksonville*	S	1	1	2	0-0	0-0	0	0	0	
Dec 4	vs. Atlanta*	S	3	0	3	0-0	1-0	2	0	0	
Dec 11	at Cincinnati*	S	2	0	2	0-0	0-0	0	0	0	
Dec 18	vs. Carolina	S	0	1	1	0-0	0-0	0	0	0	
Dec 22	at Indianapolis	S	2	0	2	0-0	0-0	1	0	0	
Jan 1	vs. Tennessee	S	5	0	5	0-0	0-0	0	0	0	
Regular Season Totals			15/13	35	5	40	0-0	1-0	6	1	0
Jan 7	vs. Cincinnati*§	S	3	1	4	0-0	0-0	1	0	0	
Jan 15	at Baltimore†	S	4	0	4	0-0	0-0	0	0	0	
Postseason Totals			2/2	7	1	8	0-0	0-0	1	0	0

§AFC Wild Card Game; †AFC Divisional Playoff Game

2012 HOUSTON (12-4) TACKLES											
Date	Opponent	P/S	UT	A	TT	S-Yds.	I-Yds	PD	FF	FR	
Sep 9	vs. Miami*	S	4	1	5	0-0	1-3	2	0	0	
Sep 16	at Jacksonville*	P	0	0	0	0-0	0-0	0	0	0	
Sep 23	at Denver*	S	7	1	8	0-0	0-0	1	0	0	
Sept 30	vs. Tennessee*	S	2	0	2	0-0	1-63	2	0	0	
Oct 8	at N.Y. Jets*	S	1	0	1	0-0	1-4	1	0	0	
Oct 14	vs. Green Bay	S	2	0	2	0-0	0-0	0	0	0	
Oct 21	vs. Baltimore*	S	3	0	3	0-0	0-0	0	0	0	
Nov 4	vs. Buffalo*	S	2	0	2	0-0	0-0	0	0	0	
Nov 11	at Chicago*	S	3	0	3	0-0	1-1	2	0	0	
Nov 18	vs. Jacksonville*	S	5	0	5	0-0	0-0	2	0	0	
Nov 22	at Detroit*	S	2	0	2	0-0	0-0	1	0	0	
Dec 2	at Tennessee*	S	2	0	2	0-0	0-0	2	0	0	
Dec 10	at New England	S	1	1	2	0-0	0-0	0	0	0	
Dec 16	vs. Indianapolis*	S	4	0	4	0-0	0-0	1	0	0	
Dec 23	vs. Minnesota	S	3	1	4	0-0	0-0	2	0	0	
Dec 30	at Indianapolis	S	6	2	8	0-0	0-0	1	0	0	
Regular Season Totals			16/15	47	6	53	0-0	4-71	17	0	0
Jan 5	vs. Cincinnati*§	S	2	0	2	0-0	0-0	2	0	0	
Jan 13	at New England†	S	2	2	4	0-0	0-0	0	0	0	
Postseason Totals			2/2	4	2	6	0-0	0-0	2	0	0

§AFC Wild Card Game; †AFC Divisional Playoff Game

2013 HOUSTON (2-14)		TACKLES									
Date	Opponent	P/S	UT	A	TT	S-Yds.	I-Yds	PD	FF	FR	
Sep 9	vs. San Diego*	S	3	0	3	0-0	0-0	0	0	0	
Sep 15	vs. Tennessee*	S	6	0	6	0-0	0-0	0	0	2	
Sep 22	at Baltimore	S	3	1	4	0-0	0-0	0	0	1	
Sep 29	vs. Seattle	S	4	0	4	0-0	0-0	0	0	0	
Oct 6	at San Francisco	S	2	1	3	0-0	0-0	0	0	1	
Oct 13	vs. St. Louis	S	2	0	2	0-0	0-0	0	0	0	
Oct 20	at Kansas City	S	6	0	6	0-0	0-0	0	1	1	
Nov 3	vs. Indianapolis	S	3	0	3	0-0	0-0	0	0	0	
Nov 10	at Arizona	S	4	0	4	0-0	0-0	0	0	0	
Nov 17	vs. Oakland				INACTIVE						
Nov 24	vs. Jacksonville				INACTIVE						
Dec 1	vs. New England	S	2	1	3	0-0	0-0	0	0	0	
Dec 5	at Jacksonville	S	5	1	6	0-0	0-0	0	0	1	
Dec 15	at Indianapolis	S	3	0	3	0-0	0-0	0	0	1	
Dec 22	vs. Denver	S	6	1	7	0-0	0-0	0	0	2	
Dec 29	at Tennessee	S	2	0	2	0-0	0-0	0	0	0	
Regular Season Totals			14/14	51	5	56	0-0	0-0	0	1	9

2014 HOUSTON (9-7)		TACKLES									
Date	Opponent	P/S	UT	A	TT	S-Yds.	I-Yds	PD	FF	FR	
Sep 7	vs. Washington*	S	6	2	8	0-0	0-0	0	0	0	
Sep 14	at Oakland*	S	2	0	2	0-0	1-65	2	0	0	
Sep 21	at N.Y. Giants	S	2	0	2	0-0	0-0	1	0	0	
Sep 28	vs. Buffalo*	S	4	2	6	0-0	0-0	1	0	0	
Oct 5	at Dallas	S	8	1	9	0-0	0-0	0	0	0	
Oct 9	vs. Indianapolis	S	4	1	5	0-0	0-0	0	0	0	
Oct 20	at Pittsburgh	S	5	0	5	0-0	0-0	0	0	0	
Oct 26	at Tennessee*	S	4	0	4	0-0	0-0	2	0	0	
Nov 2	vs. Philadelphia	S	1	0	1	0-0	0-0	0	0	0	
Nov 16	at Cleveland*				INACTIVE						
Nov 23	vs. Cincinnati				INACTIVE						
Nov 30	vs. Tennessee*				INACTIVE						
Dec 7	at Jacksonville*	S	4	0	4	0-0	0-0	0	0	0	
Dec 14	at Indianapolis	S	5	1	6	0-0	0-0	1	0	0	
Dec 21	vs. Baltimore*	S	1	0	1	0-0	2-32	2	0	0	
Dec 28	vs. Jacksonville*	S	2	2	4	0-0	0-0	0	0	0	
Regular Season Totals			13/13	48	9	57	0-0	3-97	9	0	0

2015 HOUSTON (9-7)		TACKLES									
Date	Opponent	P/S	UT	A	TT	S-Yds.	I-Yds	PD	FF	FR	
Sep 13	vs. Kansas City	S	6	0	6	0-0	0-0	0	0	0	
Sep 20	at Carolina	S	3	1	4	0-0	0-0	0	0	0	
Sep 27	vs. Tampa Bay*	S	6	0	6	0-0	0-0	0	0	0	
Oct 4	at Atlanta	S	4	1	5	0-0	0-0	0	0	0	
Oct 8	vs. Indianapolis	S	4	1	5	0-0	0-0	2	0	0	
Oct 18	at Jacksonville*	S	1	0	1	0-0	0-0	0	0	0	
Oct 25	at Miami				INACTIVE						
Nov 1	vs. Tennessee*				INACTIVE						
Nov 16	at Cincinnati*				INACTIVE						
Nov 22	vs. N.Y. Jets*				INACTIVE						
Nov 29	vs. New Orleans*	P	2	2	4	0-0	1-50	1	0	0	
Dec 6	at Buffalo	P	5	1	6	0-0	0-0	0	0	0	
Dec 13	vs. New England	S	9	0	9	0-0	0-0	1	0	0	
Dec 20	at Indianapolis*	S	4	0	4	0-0	0-0	0	0	1	
Dec 27	at Tennessee*	S	5	0	5	0-0	0-0	1	1	0	
Jan 3	vs. Jacksonville*	S	3	0	3	0-0	1-27	1	0	0	
Regular Season Totals			12/10	52	6	58	0-0	2-77	6	1	1
Jan 9	vs. Kansas City§		1/1	6	1	7	0-0	0-0	1	0	0
Postseason Totals			1/1	6	1	7	0-0	0-0	1	0	0

§AFC Wild Card Game; †AFC Divisional Playoff Game

Did You Know?

The Broncos in 2015 earned wins against the 6-0 Packers (Week 8) and 10-0 Patriots (Week 12) to become the first team since the 2004 Steelers to beat two teams with 6-0 or better records in the same season.

2016 HOUSTON (9-7)		TACKLES									
Date	Opponent	P/S	UT	A	TT	S-Yds.	I-Yds	PD	FF	FR	
Sep 11	vs. Chicago*	S	4	1	5	0-0	0-0	0	0	0	
Sep 18	vs. Kansas City*	S	6	0	6	0-0	0-0	1	0	0	
Sep 22	at New England	S	4	3	7	0-0	0-0	0	0	0	
Oct 2	vs. Tennessee*	S	3	0	3	0-0	0-0	1	0	0	
Oct 9	at Minnesota				INACTIVE						
Oct 16	vs. Indianapolis*				INACTIVE						
Oct 24	at Denver	S	1	1	2	0-0	0-0	0	0	0	
Oct 30	vs. Detroit*	S	5	0	5	0-0	0-0	1	0	0	
Nov 13	at Jacksonville*	S	6	0	6	0-0	1-42	1	0	0	
Nov 21	at Oakland	S	2	1	3	0-0	0-0	0	0	0	
Nov 27	vs. San Diego	P	4	0	4	0-0	0-0	0	0	0	
Dec 4	at Green Bay	S	5	0	5	0-0	0-0	0	0	0	
Dec 11	at Indianapolis*	S	7	1	8	0-0	0-0	0	0	0	
Dec 18	vs. Jacksonville*	S	1	2	3	0-0	0-0	0	0	0	
Dec 24	vs. Cincinnati*	S	2	1	3	0-0	0-0	0	0	0	
Jan 1	at Tennessee	S	1	1	2	0-0	0-0	0	0	0	
Regular Season Totals			14/13	51	11	62	0-0	1-42	4	0	0
Jan 7	vs. Oakland [§]	S	1	3	4	0-0	0-0	0	0	0	
Jan 14	at New England†	S	1	3	4	0-0	0-0	0	0	0	
Postseason Totals			2/2	4	8	0-0	0-0	0	0	0	

§AFC Wild Card Game; †AFC Divisional Playoff Game

2017 HOUSTON (4-12)		TACKLES									
Date	Opponent	P/S	UT	A	TT	S-Yds.	I-Yds	PD	FF	FR	
Sep 10	vs. Jacksonville	P	4	2	6	0-0	0-0	0	0	0	
Sep 14	at Cincinnati*	P	5	3	8	1-4	0-0	0	1	0	
Sep 24	at New England	S	5	1	6	0-0	0-0	1	0	0	
Oct 1	vs. Tennessee*	S	2	1	3	0-0	0-0	0	0	0	
Oct 8	vs. Kansas City	S	3	2	5	0-0	0-0	0	0	0	
Oct 15	vs. Cleveland*	S	2	3	5	0-0	0-0	1	0	0	
Oct 29	at Seattle	S	4	1	5	0-0	0-0	0	0	0	
Nov 5	vs. Indianapolis	S	2	1	3	0-0	0-0	1	0	0	
Nov 12	at L.A. Rams	S	4	1	5	0-0	0-0	0	0	0	
Nov 19	vs. Arizona*	S	6	1	7	0-0	0-0	1	0	0	
Nov 27	at Baltimore	S	3	0	3	0-0	0-0	0	0	0	
Dec 3	at Tennessee	S	3	0	3	0-0	0-0	1	0	0	
Dec 10	vs. San Francisco	S	3	0	3	0-0	1-2	1	0	0	
Dec 17	at Jacksonville	S	4	0	4	0-0	0-0	1	0	0	
Dec 25	vs. Pittsburgh	S	3	2	5	0-0	0-0	1	0	0	
Dec 31	at Indianapolis	S	1	1	2	0-0	0-0	2	0	0	
Regular Season Totals			16/14	54	19	73	1-4	1-2	10	1	0

2018 HOUSTON (11-5)		TACKLES									
Date	Opponent	P/S	UT	A	TT	S-Yds.	I-Yds	PD	FF	FR	
Sep 9	at New England	S	8	0	8	0-0	0-0	0	2	0	
Sep 16	at Tennessee	S	3	3	6	0-0	0-0	2	0	0	
Sep 23	vs. N.Y. Giants	S	5	4	9	0-0	0-0	1	0	0	
Sep 30	at Indianapolis*	S	3	1	4	0-0	0-0	0	0	0	
Oct 7	vs. Dallas*	S	5	0	5	0-0	1-11	2	0	0	
Oct 14	vs. Buffalo*	S	3	0	3	0-0	1-13	3	0	0	
Oct 21	at Jacksonville*	S	3	0	3	0-0	0-0	0	0	1	
Oct 25	vs. Miami*	S	7	2	9	0-0	0-0	0	0	0	
Nov 4	at Denver*	S	4	0	4	0-0	0-0	2	0	0	
Nov 18	at Washington*	S	8	2	10	1-13	0-0	1	0	0	
Nov 26	vs. Tennessee*	S	0	2	2	0-0	0-0	0	0	0	
Dec 2	vs. Cleveland*	S	4	0	4	0-0	0-0	0	0	0	
Dec 9	vs. Indianapolis	S	9	2	11	0-0	0-0	2	0	0	
Dec 15	at N.Y. Jets*	S	3	1	4	0-0	0-0	1	0	0	
Dec 23	at Philadelphia	S	2	0	2	0-0	0-0	0	0	0	
Dec 30	vs. Jacksonville*	S	3	0	3	0-0	0-0	3	0	0	
Regular Season Totals			16/16	70	17	87	1-13	2-24	17	2	1
Jan 5	vs. Indianapolis [§]	S	3	1	4	0-0	0-0	0	0	0	
Postseason Totals			1/1	3	1	4	0-0	0-0	0	0	0

§AFC Wild Card Game

DID YOU KNOW?

Pro Football Hall of Fame quarterback John Elway started 2,608 drives during his 16-year career with the Broncos from 1983-98 and was replaced just 10 times due to injury (.383%).

2019 DENVER (7-9)										
TACKLES										
Date	Opponent	P/S	UT	A	TT	S-Yds.	I-Yds.	PD	FF	FR
Sep 9	at Oakland	S	5	2	7	0-0	0-0	2	0	0
Sep 15	vs. Chicago	S	5	0	5	0-0	0-0	1	0	0
Sep 22	at Green Bay	S	3	1	4	0-0	0-0	0	0	0
Sep 29	vs. Jacksonville									
Oct 6	at L.A. Chargers*	S	7	3	10	0-0	0-0	0	1	0
Oct 13	vs. Tennessee*	S	1	0	1	0-0	1-24	1	0	0
Oct 17	vs. Kansas City	S	2	1	3	0-0	0-0	0	0	0
Oct 27	at Indianapolis	S	5	1	6	0-0	0-0	0	0	0
Nov 3	vs. Cleveland*	S	1	3	4	0-0	0-0	1	0	0
Nov 17	at Minnesota	S	3	2	5	0-0	0-0	1	0	0
Nov 24	at Buffalo	S	4	3	7	0-0	0-0	0	0	0
Dec 1	vs. L.A. Chargers*	S	5	1	6	0-0	0-0	0	0	0
Dec 8	at Houston*	S	6	5	11	0-0	1-4	3	0	0
Dec 15	at Kansas City	S	1	1	2	0-0	1-4	2	0	0

PLACED ON RESERVE/SUSPENDED LIST ON DEC. 17

Season Totals		13/13	48	23	71	0-0	2-28	10	1	0
----------------------	--	--------------	-----------	-----------	-----------	------------	-------------	-----------	----------	----------

2020 DENVER (5-11)										
TACKLES										
Date	Opponent	P/S	UT	A	TT	S-Yds.	I-Yds.	PD	FF	FR
Sep 14	vs. Tennessee	S	5	1	6	0-0	0-0	1	0	0
Sep 20	at Pittsburgh	S	3	1	4	0-0	0-0	0	0	1
Sep 27	vs. Tampa Bay	S	4	2	6	0-0	0-0	0	0	0
Oct 1	at N.Y. Jets*	S	5	1	6	0-0	0-0	0	0	0
Oct 18	at New England*	S	4	2	6	0-0	0-0	0	0	0
Oct 25	vs. Kansas City	S	0	2	2	0-0	0-0	0	0	0
Nov 1	vs. L.A. Chargers*	S	8	4	12	0-0	0-0	0	0	0
Nov 8	at Atlanta	S	6	0	6	0-0	0-0	0	0	0
Nov 15	at Las Vegas	S	2	3	5	0-0	0-0	0	0	0
Nov 22	vs. Miami*	S	2	1	3	0-0	0-0	1	0	0
Nov 29	vs. New Orleans	S	3	0	3	0-0	0-0	0	0	0
Dec 6	at Kansas City	S	8	2	10	0-0	0-0	1	0	0
Dec 13	at Carolina*	S	7	0	7	0-0	0-0	0	0	0
Dec 19	vs. Buffalo	S	7	2	9	0-0	0-0	0	0	0
Dec 27	at L.A. Chargers	S	2	0	2	0-0	0-0	0	0	0
Jan 3	vs. Las Vegas	S	1	1	2	0-0	1-13	1	0	1

Season Totals		16/16	67	22	89	0-0	1-13	4	0	2
----------------------	--	--------------	-----------	-----------	-----------	------------	-------------	----------	----------	----------

2021 DENVER (7-10)										
TACKLES										
Date	Opponent	P/S	UT	A	TT	S-Yds.	I-Yds.	PD	FF	FR
Sept 12	at N.Y. Giants*	S	0	2	2	0-0	0-0	0	0	0
Sept 19	at Jacksonville*	S	4	2	6	0-0	1-7	1	0	0
Sept 26	vs. N.Y. Jets*	S	1	1	2	0-0	0-0	0	0	0
Oct 3	vs. Baltimore	S	9	2	11	0-0	0-0	0	0	0
Oct 10	at Pittsburgh	S	6	1	7	0-0	0-0	0	0	0
Oct 17	vs. Las Vegas	S	4	2	6	1-0	0-0	0	0	0
Oct 21	at Cleveland	S	6	3	9	0-0	0-0	0	0	0
Oct 31	vs. Washington*	S	6	1	7	0-0	0-0	0	0	0
Nov 7	at Dallas*	S	7	2	9	0-0	0-0	0	0	0
Nov 14	vs. Philadelphia	S	5	2	7	0-0	0-0	0	0	0
Nov 28	vs. L.A. Chargers*									
Dec 5	at Kansas City	S	1	1	2	0-0	0-0	0	0	0
Dec 12	vs. Detroit*	S	3	2	5	0-0	0-0	1	0	0
Dec 19	vs. Cincinnati	S	1	1	2	0-0	0-0	0	0	0
Dec 26	at Las Vegas	S	3	2	5	0-0	0-0	0	0	0
Jan 2	at L.A. Chargers	S	7	1	8	0-0	0-0	0	0	0
Jan 8	vs. Kansas City									

INJURED RESERVE

Season Totals		15/15	62	26	88	1-0	1-7	2	0	0
----------------------	--	--------------	-----------	-----------	-----------	------------	------------	----------	----------	----------

2022 DENVER (5-12)										
TACKLES										
Date	Opponent	P/S	UT	A	TT	S-Yds.	I-Yds.	PD	FF	FR
Sept 12	at Seattle	S	2	1	3	0-0	0-0	0	0	0
Sept 18	vs. Houston*	S	3	3	6	0-0	0-0	0	0	0
Sept 25	vs. San Francisco*	S	2	4	6	0-0	0-0	1	0	1
Oct 2	at Las Vegas	S	5	2	7	0-0	0-0	0	0	0
Oct 6	vs. Indianapolis	S	3	4	7	0-0	0-0	0	0	0
Oct 17	at L.A. Chargers	S	3	5	8	0-0	0-0	1	0	0
Oct 23	vs. N.Y. Jets	S	1	1	2	0-0	0-0	0	0	0
Oct 30	at Jacksonville*	S	6	2	8	0-0	0-0	0	0	0
Nov 13	at Tennessee	S	4	1	5	0-0	0-0	1	0	0
Nov 20	vs. Las Vegas	S	1	1	2	0-0	0-0	0	0	0
Nov 27	at Carolina	S	1	4	5	0-0	0-0	0	0	0
Dec 4	at Baltimore	S	3	3	6	0-0	0-0	0	0	0
Dec 11	vs. Kansas City	S	7	3	10	0-0	0-0	0	0	0
Dec 18	vs. Arizona*	S	4	1	5	0-0	0-0	0	0	0
Dec 25	at L.A. Rams	S	1	2	3	0-0	0-0	0	0	0
Jan 1	at Kansas City	S	6	1	7	0-0	0-0	0	0	0
Jan 8	vs. L.A. Chargers*	S	3	1	4	0-0	0-0	0	0	1

Season Totals		17/17	55	39	94	0-0	0-0	3	0	2
----------------------	--	--------------	-----------	-----------	-----------	------------	------------	----------	----------	----------



JERRY JEUDY

10

WIDE RECEIVER



6-1 • 193 • 4TH YR. • ALABAMA

BORN: April 24, 1999, in Deerfield Beach, Fla.

HIGH SCHOOL: Deerfield Beach (Fla.) High School

ACQUIRED: Draft #1 (15th overall), 2020

NFL YEAR: 4th • YEAR WITH BRONCOS: 4th

NFL GAMES PLAYED/STARTED: 41/33

JEUDY AT A GLANCE:

- A fourth-year wide receiver who has appeared in 41 games (33 starts) with the Broncos (2020-22), posting 157 receptions for 2,295 yards (14.6 avg.) with nine touchdowns during his career.
- Played in 15 games (14 starts) in 2022, totaling career highs in receiving yards (972), receptions (67), receiving touchdowns (6), rushes (4) and rushing yards (40) while also posting three 100-yard receiving games.
- Appeared in 10 games (5 starts) in 2021, totaling 38 receptions for 467 yards (12.3 avg.).
- Started 14-of-16 games with the Broncos in 2020, finishing with 52 catches for 856 yards (16.5 avg.) with three touchdowns and two 100-yard receiving contests.
- Ranked fifth among first-year pass catchers with 856 receiving yards in 2020 and concluded his initial campaign with the second-most receptions (52) and receiving yards (856) in a single-season by a Broncos rookie (Eddie Royal, 2008).
- Appeared in 42 games (27 starts) at the University of Alabama, totaling 159 receptions for 2,742 yards (17.2 avg.) with 26 touchdowns during his collegiate career (2017-19).
- Chosen as the 2018 Biletnikoff Award (nation's top WR) recipient following his sophomore season after posting 68 receptions for 1,315 yards (19.3 avg.) with 14 touchdowns.
- Attended Deerfield Beach (Fla.) High School, where he recorded 76 receptions for 1,054 yards and 15 touchdowns as a senior.
- Selected by the Broncos in the first round (15th overall) of the 2020 NFL Draft.

CAREER TRANSACTIONS: Signed by Denver as a draft choice 7/23/20.



2022: Jeudy played in 15 games (14 starts), totaling career highs in receiving yards (972), receptions (67), receiving touchdowns (6), rushes (4) and rushing yards (40) while also posting three 100-yard receiving games... His 972 receiving yards were the most by a Bronco since WR Courtland Sutton's 1,112 receiving yards in 2019... Posted his third career 100-yard receiving game after catching four passes for 102 yards, including a 67-yard touchdown pass from QB Russell Wilson, at Sea. (9/12)... Caught his second touchdown pass of the season from Wilson in the dying minutes of the first half along with a team-high 53 yards on four catches (13.3 avg.) at L.V. (10/2)... Led the team in receptions (3) and receiving yards (54) at LAC (10/17)... Tallied a team-high 96 yards on seven receptions vs. NYJ (10/23)... Had a game-high six receptions for 63 yards (10.5 avg.), including grabbing a pitch from QB Russell Wilson and running it six yards for the score, at Jac. (10/30)... Netted 65 yards on four catches (16.3 avg.), including a game-high 40-yard connection between him and Wilson, at Bal. (12/4)... Became the first Bronco since WR Demaryius Thomas in 2014 (vs. Mia., 11/23/14) to post three receiving touchdowns in a single game after pulling in three scores on eight receptions along with 73 yards (9.1 avg.) vs. K.C. (12/11)... Tallied a team-high 76 yards on seven receptions vs. Ari. (12/18)... Produced his fourth career 100-yard game and became the fourth-fastest Bronco to reach 2,000 career receiving yards (39 games) after tallying 117 yards on six catches (19.5 avg.) at LAR (12/25)... Tallied career highs in receiving yards (154) and receiving average (30.8 avg.) on five catches vs. LAC (1/8)... Also had career highs in scrimmage yards (193), rushing attempts (3), rushing yards (39) and rushing average (13.0).

JEUDY AMONG BRONCO'S BEST THROUGH THREE YEARS

MOST REC. YARDS THROUGH FIRST THREE SEASONS, BRONCOS HISTORY

	Player	Years	Rec.	Yds.	Avg.	TDs
1.	Brandon Marshall	2006-08	226	2,899	12.8	15
2.	Lionel Taylor	1960-61	192	2,411	12.6	16
3.	Jerry Jeudy	2020-22	157	2,295	14.6	9
4.	Demaryius Thomas	2010-12	148	2,268	15.3	16
5.	Ashley Lelie	2002-04	126	2,237	17.8	11

JEU DY STANDS OUT DURING ROOKIE SEASON

NFL ROOKIE RECEIVING YARDS LEADERS, 2020

Player (Tm.)	Rec.	Yds.	Avg.	TDs
1. Justin Jefferson (Min.)	88	1,400	15.9	7
2. CeeDee Lamb (Dal.)	74	935	12.6	5
3. Tee Higgins (Cin.)	67	908	13.6	6
4. Chase Claypool (Pit.)	62	873	14.1	9
5. Jerry Jeudy	52	856	16.5	3

MOST REC. YARDS BY A BRONCOS ROOKIE, SINGLE SEASON

Player	Year	Rec.	Yds.	TDs
1. Eddie Royal	2008	91	980	5
2. Jerry Jeudy	2020	52	856	3
3. Mark Jackson	1986	38	738	1
4. Vance Johnson	1985	51	721	3
5. Courtland Sutton	2018	42	704	4

2021: Jeudy appeared in 10 games (5 starts), totaling 38 receptions for 467 yards (12.3 avg.)... Tied for the team lead in catches and yards, posting six receptions for 72 yards (12.0 avg.) at NYG (9/12) before leaving the game with a lower leg injury... Missed Weeks 2-7 after being placed on injured reserve on Sept. 14 with an ankle injury... Returned from injury, posting four receptions for 39 yards (9.8 avg.) vs. Was. (10/31)... Surpassed 1,000 receiving yards for his career, tallying a team-leading six catches for 69 yards (11.5 avg.) at Dal. (11/7)... Led the team in catches, posting six receptions for 48 yards (8.0 avg.) vs. Phi. (11/14)... Registered a season high 77 yards on four receptions (19.3 avg.) at K.C. (12/5)... Recorded three receptions for 60 yards (20.0 avg.), including a season-long 40-yard catch, at L.V. (12/26).

2020: Selected in the first round (15th overall) of the 2020 NFL Draft, Jeudy started 14-of-16 games played during his rookie season and finished the campaign with 52 catches for 856 yards (16.5 avg.) with three touchdowns and two 100-yard receiving games... Collected the second-most receptions (52) and receiving yards (856) ever by a Broncos rookie, and his 856 yards ranked fifth behind all first-year pass catchers in 2020... Totaled 56 yards on four receptions (14.0 avg.) in his NFL debut vs. Ten. (9/14)... Made his first career start at Pit. (9/20) and posted 62 yards on four receptions (15.5 avg.)... Hauled in five receptions and was tied for the team lead in catches vs. Tampa Bay (9/27)... Collected first career touchdown on a 48-yard catch and score at NYJ (10/1)... Notched four receptions for 73 yards (18.3 avg.) vs. LAC (11/10)... Collected first 100-yard receiving game of his career, tallied his second career touchdown, led the team in receptions and receiving yards and set a career-highs in catches (7) at Atl. (11/8)... His 125 receiving yards against the Falcons represented the sixth most by a Broncos rookie in a single game... Tied for the team lead in catches (4) and led the team in receiving yards (68) at L.V. (11/15)... Tied for the team lead in catches (6) for the second consecutive game and recorded six receptions for 61 yards (10.2 avg.) at LAC (12/27)... Registered his second 100-yard receiving contest of the season, tallied five catches for a career-high 140 yards (28.0 avg.) and collected a 92-yard catch and run touchdown in the season finale vs. L.V. (1/3)... His 92-yard reception was the third-longest by a Broncos rookie and the sixth-longest passing play in franchise annals.

COLLEGE: Jeudy appeared in 42 games (27 starts) at the University of Alabama, totaling 159 receptions for 2,742 yards (17.2 avg.) with 26 touchdowns during his collegiate career (2017-19)... Finished his collegiate career ranked second and fourth on the Crimson Tide's career touchdown reception (26) and receiving yardage (2,742) list, respectively... Averaged 17.2 yards per catch for his career, a number that is second in Alabama records behind only College & Pro Football Hall of Famer Ozzie Newsome's 20.3 yards per catch... Started all 13 games played during his junior season and led the team with 77 catches for 1,163 yards (15.1 avg.) with 10 touchdowns... Selected as a semifinalist for the Biletnikoff Award (nation's top WR) and the Maxwell Player of the Year (best all-around player) after his junior season in 2019... Was a first-team All American and was named first-team All-Southeastern Conference by the league's coaches... Registered five 100-yard and three 200-yard receiving games during his junior campaign... Named the Citrus Bowl MVP after collecting a career-high 204 yards on six catches (34.0 avg.) against Michigan... Was chosen as the Biletnikoff Award recipient following his sophomore season in 2018 after posting 68 receptions for 1,315 yards (19.3 avg.) with 14 touchdowns... Named a consensus first-team All-American and first-team All-SEC after posting the second-most receiving yards (1,315) in Alabama program history... Recorded the second-most single-season receiving touchdowns (14) in school history while leading the SEC and finishing third nationally... Recorded a team-high five 100-yard performances... Saw action in 14 games as a true freshman in 2017, recording 14 catches for 264 yards (18.9 avg.) with two touchdowns as a member of Alabama's 2018 National Championship Team... Played in both of Alabama's College Football Playoff games against Clemson (1/1/18) and Georgia (1/8/18).

PERSONAL: Jeudy played wide receiver at Deerfield Beach (Fla.) High School, where he combined to catch 117 passes for 1,554 yards (13.2 avg.) with 25 touchdowns between his junior and senior seasons... Participated in the Under Armour All-America Game, Nike's 2016 "The Opening" and the Rivals100 Five-Star Challenge following as a senior in high school... Jerry Jeudy (pronounced: Judy) was born on April 24, 1999 in Deerfield Beach, Fla.

Staff/Coaches
Players
Roster
Media
History
Facilities
760-497-9441
State
Partners
Season
Records
Honors
Miscellaneous

JEU DY'S REGULAR SEASON RECORD

Year	Club	G	S	No.	RECEIVING				RUSHING				SCORING						
					Yds.	Avg.	LG	TD	No.	Yds.	Avg.	LG	TD	TD	TDre	TDru	TDrt	2pt	Pts
2020	Denver	16	14	52	856	16.5	92t	3	0	0	—	—	0	3	3	0	0	0	18
2021	Denver	10	5	38	467	12.3	40	0	2	3	1.5	3	0	0	0	0	0	0	0
2022	Denver	15	14	67	972	14.5	67t	6	4	40	10.0	14	0	6	6	0	0	0	36
CAREER TOTALS		41	33	157	2,295	14.6	92t	9	6	43	7.2	14	0	9	9	0	0	0	54

ADDITIONAL STATISTICS: Miscellaneous tackles — 2020 (4), 2022 (1), TOTAL (5). Miscellaneous fumble recoveries — 2022 (1), TOTAL (1).

JEU DY'S SINGLE GAME HIGHS

(Postseason in parentheses)

Receptions — 8, vs. Kansas City, 12/11/22 (none). **Receiving yards** — 154, vs. L.A. Chargers, 1/8/23 (none). **Longest reception** — 92t, vs. Las Vegas, 1/3/21 (none). **Receiving touchdowns** — 3, vs. Kansas City, 12/11/22 (none). **Rushing Attempts** — 3, vs. L.A. Chargers, 1/8/23 (none). **Rushing Yards** — 39, vs. L.A. Chargers, 1/8/23 (none). **Longest Rush** — 14, vs. L.A. Chargers, 1/8/23 (none).

JEU DY'S 100-YARD GAMES (5)

**Denotes win; (The Broncos are 1-4 when Jedy records at least 100 receiving yards in a game.)*

Date	Opponent	Rec.-Yds.
1/8/23	vs. L.A. Chargers*	5-154
1/3/21	vs. Las Vegas	5-140
11/8/20	at Atlanta	7-125
12/25/22	at L.A. Rams	6-117
9/12/22	at Seattle	4-102

JERRY JEU DY'S CAREER GAME-BY-GAME

(Victories asterisked)

2020 DENVER (5-11)		RECEIVING							SCORING	
Date	Opponent	P/S	No.	Yds.	Avg.	LG	TD		2pt.	Pts.
Sept 14	vs. Tennessee	P	4	56	14.0	25	0		0	0
Sept 20	at Pittsburgh	S	4	62	15.5	20	0		0	0
Sept 27	vs. Tampa Bay	S	5	55	11.0	22	0		0	0
Oct 1	at N.Y. Jets*	P	2	61	30.5	48t	1		0	6
Oct 18	at New England*	S	2	32	16.0	16	0		0	0
Oct 25	vs. Kansas City	S	2	20	10.0	13	0		0	0
Nov 1	vs. L.A. Chargers*	S	4	73	18.3	43	0		0	0
Nov 8	at Atlanta	S	7	125	17.9	41	1		0	6
Nov 15	at Las Vegas	S	4	68	17.0	26	0		0	0
Nov 22	vs. Miami*	S	3	37	12.3	22	0		0	0
Nov 29	vs. New Orleans	S	0	0	0.0	—	0		0	0
Dec 6	at Kansas City	S	1	5	5.0	5	0		0	0
Dec 13	at Carolina*	S	2	42	21.0	31	0		0	0
Dec 19	vs. Buffalo	S	1	19	19.0	19	0		0	0
Dec 27	at L.A. Chargers	S	6	61	10.2	17	0		0	0
Jan 3	vs. Las Vegas	S	5	140	28.0	92t	1		1	6
Season Totals			16/14	52	856	16.5	92t	3	1	20
2021 DENVER (7-10)		RECEIVING							SCORING	
Date	Opponent	P/S	No.	Yds.	Avg.	LG	TD		2pt.	Pts.
Sept 12	at N.Y. Giants*	S	6	72	12.0	20	0		0	0
Games 2-7										
INJURED RESERVE										
Oct 31	vs. Washington*	P	4	39	9.8	18	0		0	0
Nov 7	at Dallas*	P	6	69	11.5	25	0		0	0
Nov 14	vs. Philadelphia	P	6	48	8.0	14	0		0	0
Nov 28	vs. L.A. Chargers*	S	2	25	12.5	13	0		0	0
Dec 5	at Kansas City	S	4	77	19.3	36	0		0	0
Dec 12	vs. Detroit*	S	5	47	9.4	21	0		0	0
Dec 19	vs. Cincinnati	S	0	0	0.0	0	0		0	0
Dec 26	at Las Vegas	P	3	60	20.0	40	0		0	0
Jan 2	at L.A. Chargers									
RESERVE/COVID-19										
Jan 8	vs. Kansas City	P	2	30	15.0	28	0		0	0
Season Totals			10/5	38	467	12.3	40	0	0	0

DID YOU KNOW?

The Broncos in 2015 were a combined 11-3 (.786) in games decided by seven points or less with their 11 such wins representing the most in NFL history in a single season (including playoffs).

2022 DENVER (5-12)		RECEIVING						SCORING		
Date	Opponent	P/S	No.	Yds.	Avg.	LG	TD	2pt.	Pts.	
Sept 12	at Seattle	S	4	102	25.5	67	1	0	6	
Sept 18	vs. Houston*	S	1	11	11.0	11	0	0	0	
Sept 25	vs. San Francisco*	S	2	17	8.5	16	0	0	0	
Oct 2	at Las Vegas	S	4	53	13.3	32	1	0	6	
Oct 6	vs. Indianapolis	S	3	53	17.7	37	0	0	0	
Oct 17	at L.A. Chargers	S	3	54	18.0	37	0	0	0	
Oct 23	vs. N.Y. Jets	S	7	96	13.7	45	0	0	0	
Oct 30	at Jacksonville*	S	6	63	10.5	25	1	0	6	
Nov 13	at Tennessee	S	0	0	—	—	0	0	0	
Nov 20	vs. Las Vegas	INACTIVE								
Nov 27	at Carolina	INACTIVE								
Dec 4	at Baltimore	P	4	65	16.3	40	0	0	0	
Dec 11	vs. Kansas City	S	8	73	9.1	18	3	0	18	
Dec 18	vs. Arizona*	S	7	76	10.9	19	0	0	0	
Dec 25	at L.A. Rams	S	6	117	19.5	36	0	0	0	
Jan 1	at Kansas City	S	7	38	5.4	11	0	0	0	
Jan 8	vs. L.A. Chargers*	S	5	154	30.8	57	0	0	0	
Season Totals			15/14	67	972	14.5	67	6	0	36



JOSEY JEWELL

47

INSIDE LINEBACKER

6-2 • 236 • 6TH YR. • IOWA

BORN: Dec. 25, 1994, in Decorah, Iowa

HIGH SCHOOL: Decorah (Iowa) School

ACQUIRED: Draft #4a (106th overall), 2018

NFL YEAR: 6th • **YEAR WITH BRONCOS:** 6th

NFL GAMES PLAYED/STARTED: 62/43



JEWELL AT A GLANCE:

- A sixth-year inside linebacker who has played in 62 games (43 starts) with Denver from 2018-22, totaling 332 tackles (193 solo), six sacks (49 yds.), two interceptions (21 yds.), 12 passes defended, three forced fumbles, four fumble recoveries and 13 special-teams stops.
- Posted his second 100-tackle season in 2022, totaling a career-high 128 tackles (70 solo) to go along with 2.5 sacks (28 yds.), two interceptions (21 yds.), four passes defended, two forced fumbles and two fumble recoveries.
- Opened the first two games of the season and recorded seven tackles (6 solo) and one pass defended before being placed on injured reserve (pectoral) on Sept. 21.
- Started all 16 games with the Broncos in 2020, collecting his first 100-tackle season and totaling 112 defensive stops (66 solo), two sacks (16 yds.), four passes defended and one special-teams tackle.
- Appeared in 15 games (3 starts) in 2019, recording 34 tackles (18 solo), 1.5 sacks (5 yds.) and three special-teams stops.
- Started 43-of-50 games played at the University of Iowa (2013-17) and was selected by his teammates a three-time permanent captain.
- Finished his collegiate career with 433 tackles (211 solo), 10 sacks (92 yds.), six interceptions (100 yds.), 26 passes defended, four forced fumbles and one fumble recovery.
- Named a consensus first-team All-American and the Big Ten Conference's Nagurski-Woodson Defensive Player of the Year as a redshirt senior in 2017.
- Led the conference in tackles (136) and added 4.5 sacks (44 yds.), two interceptions (37 yds.) and 11 passes defended in 2017.
- Selected by the Broncos in the fourth round (109th overall) of the 2018 NFL Draft.

CAREER TRANSACTIONS: Signed by Denver as a draft choice 5/10/18; Re-signed by Denver 3/15/22.



2022: Jewell produced a career-high 128 tackles (70 solo), his second 100-plus tackle season, to go along with 2.5 sacks (28 yds.), two interceptions (21 yds.), four passes defended, two forced fumbles and two fumble recoveries... Made his season debut vs. S.F. (9/25), posting nine tackles (5 solo), one sack (10 yds.) and one fumble recovery in the game... Became the first Bronco linebacker to record a sack and a fumble recovery in the same game since 2019... Made 14 tackles (7 solo) at L.V. (10/2)... Tallied seven assisted tackles along with 0.5

sacks (9 yds.) and a forced fumble vs. Ind. (10/6)... Produced a team-high nine tackles (7 solo) along with two TFLs in the win at Jac. (10/30)... Notched a team-high 10 tackles (5 solo) at Ten. (11/13)... Had a team-high 11 tackles (4 solo) along with a nine-yard sack of Raiders QB Derek Carr and a pass defended vs. L.V. (11/20)... Had eight tackles (7 solo), including a tackle for loss, and forced a fumble at Car. (11/27)... Set a career-high with 18 tackles (8 solo) at Bal. (12/4)... Became just the second Bronco since at least 1994 with 10+ tackles and multiple interceptions in a single game and the first Broncos linebacker with multiple interceptions in a game when he picked off Chiefs QB Patrick Mahomes twice and made 10 tackles (8 solo) vs. K.C. (12/11)... Posted his fifth double-digit tackle game in a six-game stretch after tallying 10 tackles (5 solo) vs. Ari. (11/21)... Recorded his fourth double-digit tackle game in a row and his seventh of the season after making 10 tackles (5 solo) at LAR (12/25)... Tied for the team-high with seven tackles (4 solo) and also broke up a pass at K.C. (1/1)... Picked up his fourth career fumble recovery and also made five solo tackles vs. LAC (1/8).

2021: Jewell started the first two games of the season, recording seven tackles (6 solo) and one pass defended... Missed the final 15 games of the season after being placed on injured reserve (pectoral) on Sept. 21... Recorded his first career forced fumble and added four solo tackles and one pass defended at NYG (9/12).

2020: Jewell collected his first 100-tackle season and posted 112 defensive stops (66 solo), two sacks (16 yds.), four passes defended and a special-teams tackle in 16 games played (all starts)... Recorded eight tackles (5 solo) in the season opener vs. Ten. (9/14)... Posted a career-high two sacks (16 yds.) and added a season-high 10 tackles (8 solo) and one pass defended at NYJ (10/1)... Became the second Bronco since 1994 and the first since OLB Von Miller (vs. K.C., 11/27/16) to record at least 10 tackles and two sacks in a single game... Recorded his second double-digit tackle game of the season and totaled 10 defense stops (6 solo) vs. LAC (11/1)... Garnered second consecutive game with 10 or more tackles and posted 10 stops (9 solo) at Atl. (11/8)... Registered his third straight game with double-digit tackles and had 10 defensive stops (5 solo) at L.V. (11/15)... Posted his 100th tackle of the season at LAC (12/27) and had a career-high two passes defended... Notched his fifth double-digit tackle effort of the season (sixth of his career), and had a season-high-tying 10 stops (5 solo) and a pass defended in the season finale vs. L.V. (1/3).

2019: Jewell appeared in 15 games (3 starts), totaling 34 tackles (18 solo), 1.5 sacks (5 yds.) and four special-teams tackles... Paced all players with a then career-best 14 tackles (7 solo) at Oak. (9/9)... Collected six tackles (3 solo) vs. Chi. (9/15)... Recorded seven tackles (5 solo) at G.B. (9/22)... Posted a half sack (2 yds.) at Ind. (10/27)... Registered two tackles (1 solo), one sack (3 yds.) and a special-teams tackle at Hou. (12/8).

2018: Selected by the Broncos in the fourth round (109th overall) of the 2018 NFL Draft, Jewell totaled 51 tackles (33 solo), three passes defended and seven special-teams stops in his rookie season... Made his NFL debut on defense and special teams vs. Sea. (9/9)... Earned his first NFL start at Bal. (9/23), finishing with six tackles (3 solo), one pass defended and two special-teams stops... Contributed five tackles (3 solo) and one pass defended at LAC (11/18)... Registered five tackles (3 solo) and one pass defended at S.F. (12/9)... Tied for the team lead with five tackles (4 solo) and added one special-teams stop at Oak. (12/24)... Recorded five tackles (4 solo) including a tackle for loss vs. LAC (12/30).

COLLEGE: Jewell started 43-of-50 games played at Iowa (2013-17) and was selected a three-time permanent captain by his teammates... Was named a consensus first-team All-American and the Big Ten Conference's Nagurski-Woodson Defensive Player of the Year after leading the conference and ranking fourth nationally in tackles (136)... Selected as one of five finalists for the Butkus Award (nation's top linebacker) in 2016 and earned second-team All-Big Ten accolades that season... Was chosen second-team All-Big Ten in 2015 as well after leading the team with 126 tackles (62 solo) and posting 2.5 sacks (29 yds.), four interceptions (63 yds.), one forced fumble and one fumble recovery... Became the first sophomore under Head Coach Kirk Ferentz to be selected as a permanent team captain... Appeared in 11 games (4 starts) as a redshirt freshman and finished with 51 tackles (22 solo) and one sack (11 yds.).

PERSONAL: Jewell attended Decorah (Iowa) High School, where he was named first-team All-State by *The Des Moines Register* and the *Iowa Newspaper Association* as a senior... Played running back and linebacker, recording 310 tackles (190 solo) and rushing 166 times for 1,314 yards (7.9 avg.) with 21 touchdowns... Led his school to a perfect 14-0 record and a state championship as a senior... Competed in basketball, baseball and track throughout his prep career... Josey (pronounced: JOE-zee) Jewell was born on Dec. 25, 1994 in Decorah, Iowa.

JEWELL'S REGULAR SEASON RECORD

Year	Club	G	S	UT	A	TT	S-Yds.	I-Yds.	PD	FF	FR	TD-Int.	TD-FR	S	Pts.
2018	Denver	16	9	33	18	51	0-0	0-0	3	0	0	0	0	0	0
2019	Denver	15	3	18	16	34	1.5-5	0-0	0	0	2	0	0	0	0
2020	Denver	16	16	66	46	112	2-16	0-0	4	0	0	0	0	0	0
2021	Denver	2	2	6	1	7	0-0	0-0	1	1	0	0	0	0	0
2022	Denver	13	13	70	58	128	2.5-28	2-21	4	2	2	0	0	0	0
CAREER TOTALS		62	43	193	139	332	6-49	2-21	12	3	4	0	0	0	0

ADDITIONAL STATISTICS: Special-teams tackles — 2018 (7), 2019 (4), 2020 (1), 2021 (1), TOTAL (13).

JEWELL'S SINGLE-GAME HIGHS

(Postseason in parentheses)

Tackles — 18, at Baltimore, 12/4/22 (none). **Sacks** — 2, at N.Y. Jets, 10/1/20 (none). **Sack yards** — 16, at N.Y. Jets, 10/1/20 (none). **Interceptions** — 2, vs. Kansas City, 12/11/22 (none). **Passes defended** — 2, twice, last: vs. Kansas City, 12/11/22 (none). **Forced Fumbles** — 1, 3x, last: at Carolina, 11/27/22 (none). **Fumble Recoveries** — 1, 4x, last: vs. L.A. Chargers, 1/8/23 (none).

JOSEY JEWELL'S CAREER GAME-BY-GAME

(Victories asterisked)

2018 DENVER (6-10) TACKLES										
Date	Opponent	P/S	UT	A	TT	S-Yds.	I-Yds.	PD	FF	FR
Sep 9	vs. Seattle*	P	0	0	0	0-0	0-0	0	0	0
Sep 16	vs. Oakland*	P	1	1	2	0-0	0-0	0	0	0
Sep 23	at Baltimore	S	3	3	6	0-0	0-0	1	0	0
Oct 1	vs. Kansas City	P	1	1	2	0-0	0-0	0	0	0
Oct 7	at N.Y. Jets	P	1	1	2	0-0	0-0	0	0	0
Oct 14	vs. L.A. Rams	P	2	0	2	0-0	0-0	0	0	0
Oct 18	at Arizona*	P	0	0	0	0-0	0-0	0	0	0
Oct 28	at Kansas City	S	2	1	3	0-0	0-0	0	0	0
Nov 4	vs. Houston	S	3	0	3	0-0	0-0	0	0	0
Nov 18	at L.A. Chargers*	S	3	2	5	0-0	0-0	1	0	0
Nov 25	vs. Pittsburgh*	S	4	2	6	0-0	0-0	0	0	0
Dec 2	at Cincinnati*	S	1	0	1	0-0	0-0	0	0	0
Dec 9	at San Francisco	S	3	2	5	0-0	0-0	1	0	0
Dec 15	vs. Cleveland	P	1	3	4	0-0	0-0	0	0	0
Dec 24	at Oakland	S	4	1	5	0-0	0-0	0	0	0
Dec 30	vs. L.A. Chargers	S	4	1	5	0-0	0-0	0	0	0
Season Totals			16/9	33	18	51	0-0	3	0	0

2019 DENVER (7-9) TACKLES										
Date	Opponent	P/S	UT	A	TT	S-Yds.	I-Yds.	PD	FF	FR
Sep 9	at Oakland	S	7	7	14	0-0	0-0	0	0	0
Sep 15	vs. Chicago	S	3	3	6	0-0	0-0	0	0	0
Sep 22	at Green Bay	S	5	2	7	0-0	0-0	0	0	0
Sep 29	vs. Jacksonville	P	0	0	0	0-0	0-0	0	0	0
Oct 6	at L.A. Chargers*				INACTIVE					
Oct 13	vs. Tennessee*	P	0	0	0	0-0	0-0	0	0	0
Oct 17	vs. Kansas City	P	0	1	1	0-0	0-0	0	0	0
Oct 27	at Indianapolis	P	0	1	1	0.5-2	0-0	0	0	0
Nov 3	vs. Cleveland*	P	0	0	0	0-0	0-0	0	0	0
Nov 17	at Minnesota	P	0	0	0	0-0	0-0	0	0	1
Nov 24	at Buffalo	P	0	0	0	0-0	0-0	0	0	0
Dec 1	vs. L.A. Chargers*	P	0	0	0	0-0	0-0	0	0	1
Dec 8	at Houston*	P	1	1	2	1-3	0-0	0	0	0
Dec 15	at Kansas City	P	0	0	0	0-0	0-0	0	0	0
Dec 22	vs. Detroit*	P	0	0	0	0-0	0-0	0	0	0
Dec 29	vs. Oakland*	P	2	1	3	0-0	0-0	0	0	0
Season Totals			15/3	18	16	34	1.5-5	0-0	0	0

2020 DENVER (5-11) TACKLES										
Date	Opponent	P/S	UT	A	TT	S-Yds.	I-Yds.	PD	FF	FR
Sep 14	vs. Tennessee	S	5	3	8	0-0	0-0	0	0	0
Sep 20	at Pittsburgh	S	3	2	5	0-0	0-0	0	0	0
Sep 27	vs. Tampa Bay	S	4	2	6	0-0	0-0	0	0	0
Oct 1	at N.Y. Jets*	S	8	2	10	2-16	0-0	1	0	0
Oct 18	at New England*	S	2	3	5	0-0	0-0	0	0	0
Oct 25	vs. Kansas City	S	2	1	3	0-0	0-0	0	0	0
Nov 1	vs. L.A. Chargers*	S	6	4	10	0-0	0-0	0	0	0
Nov 8	at Atlanta	S	9	1	10	0-0	0-0	0	0	0
Nov 15	at Las Vegas	S	5	5	10	0-0	0-0	0	0	0
Nov 22	vs. Miami*	S	2	1	3	0-0	0-0	0	0	0
Nov 29	vs. New Orleans	S	4	3	7	0-0	0-0	0	0	0
Dec 6	at Kansas City	S	2	5	7	0-0	0-0	0	0	0
Dec 13	at Carolina*	S	3	3	6	0-0	0-0	0	0	0
Dec 19	vs. Buffalo	S	1	6	7	0-0	0-0	0	0	0
Dec 27	at L.A. Chargers	S	5	0	5	0-0	0-0	2	0	0
Jan 3	vs. Las Vegas	S	5	5	10	0-0	0-0	1	0	0
Season Totals			16/16	66	46	112	2-16	0-0	4	0

2021 DENVER (7-10) TACKLES										
Date	Opponent	P/S	UT	A	TT	S-Yds.	I-Yds.	PD	FF	FR
Sept 12	at N.Y. Giants*	S	4	0	4	0-0	0-0	1	1	0
Sept 19	at Jacksonville*	S	2	1	3	0-0	0-0	0	0	0
Games 3-17					INJURED RESERVED					
Season Totals			2/2	6	1	7	0-0	0-0	1	1

PERSONAL: Johnson prepped at American Heritage High School in Plantation, Fla., where he was a PrepStar All-Southeast Region selection during his tenure... Tallied 20 receptions for 237 yards with three scores as a senior in 2015... Brandon Johnson was born on July 26, 1998 in Fort Lauderdale, Fla.

JOHNSON'S REGULAR SEASON RECORD

Year	Club	G	S	No.	RECEIVING				RUSHING				SCORING						
					Yds.	Avg.	LG	TD	No.	Yds.	Avg.	LG	TD	TD	TDre	TDru	TDrt	2pt	Pts.
2022	Denver	7	1	6	42	7.0	12	1	0	0	0	0	0	1	1	0	0	0	6
CAREER TOTALS		7	1	6	42	7.0	12	1	0	0	0	0	0	1	1	0	0	0	6

BRANDON JOHNSON'S CAREER GAME-BY-GAME

(Victories asterisked)

2022 DENVER (5-12)			RECEIVING					SCORING	
Date	Opponent	P/S	No.	Yds.	Avg.	LG	TD	2pt.	Pts.
Games 1-6									
Games 7-9									
Nov 20	vs. Las Vegas	P	1	2	2.0	0	0	0	0
Nov 27	at Carolina	P	2	10	5.0	9	1	0	0
Dec 4	at Baltimore	P	0	0	—	—	0	0	0
Dec 11	vs. Kansas City	P	0	0	—	—	0	0	0
Dec 18	vs. Arizona*	S	3	30	10.0	12	0	0	0
Dec 25	at L.A. Rams		INACTIVE						
Jan 1	at Kansas City	P	0	0	—	—	0	0	0
Jan 8	vs. L.A. Chargers*	P	0	0	—	—	0	0	0
Season Totals		7/1	6	42	7.0	12	1	0	6



D.J. JONES

93

DEFENSIVE TACKLE

6-0 • 305 • 7TH YR. • MISSISSIPPI

BORN: Jan. 19, 1995, in Greenville, S.C.

HIGH SCHOOL: Wren High School, Piedmont, S.C.

ACQUIRED: Unrestricted Free Agent (San Francisco), 2022

NFL YEAR: 7th • **YEAR WITH BRONCOS:** 2nd

NFL GAMES PLAYED/STARTED: 76/61 • **POSTSEASON GP/GS:** 3/3



JONES AT A GLANCE:

- A seventh-year defensive tackle who has appeared in 76 career regular-season games (61 starts) and three postseason contests (all starts) with San Francisco (2017-21) and Denver (2022).
- Totaled 160 tackles (114 solo), nine sacks (67 yds.), nine passes defended and three forced fumbles during his career.
- Tallied eight tackles (four solo) and one sack (13 yds.) in three postseason contests.
- Started all 15 games he appeared in with the Broncos during the 2022 season, posting 34 tackles (22 solo), two sacks (14 yds.) and a career-high six passes defended.
- Started all 17 games for the 49ers in 2021, posting a career-high 56 tackles (40 solo), two sacks (20 yds.), one pass defended and career-high two forced fumbles.
- Opened all 14 games in 2020, nabbing 20 tackles (14 solo), career-high three sacks (16 yds.) and one pass defended.
- Registered 23 tackles (19 solo), two sacks (17 yds.), and one forced fumble in 11 games played (all starts) in 2019.
- Played 10 games (4 starts) in 2018, collecting 17 tackles (11 solo).
- Appeared in nine games during his rookie season (2017) and totaled 10 tackles (8 solo) and one pass defended for San Francisco.
- Started 15-of-25 games played at the University of Mississippi (2015-16), registering 70 tackles (34 solo), six sacks (33 yds.), one interception, one forced fumble and one fumble recovery.
- Signed by the Broncos as an unrestricted free agent (S.F.) on March 16, 2022.
- Selected by the 49ers in the sixth round (198th overall) of the 2017 NFL Draft.

CAREER TRANSACTIONS: Signed by San Francisco as a draft choice 5/4/17; Re-signed by San Francisco 3/22/21; Signed by Denver 3/16/22.

JONES BATTING PASSES DOWN

MOST PASSES DEFENSED BY A BRONCOS DEFENSIVE TACKLE, SINGLE SEASON

	Player	Year	PD's
1.	Malik Jackson	2015	7
2.	D.J. Jones	2022	6
3.	Shane Dronett	1994	5
	Shane Dronett	1993	5
	Shane Dronett	1992	5
	Chester McGlockton	2001	5
	Michael Dean Perry	1995	5
	Trevor Pryce	2000	5



2022: Jones started all 15 games he appeared in, posting 34 tackles (22 solo), two sacks (14 yds.) and a career-high six passes defended... His six passes defended are the most by a Denver defensive tackle in a single season since former Broncos DT Malik Jackson (7) in 2015... Produced four tackses (3 solo) and a pass defended in his Broncos debut at Sea. (9/12)... Posted his first sack (8 yds.) with Denver along with three tackles (2 solo) and a pass defended at L.V. (10/2)... Tallied a sack in back-to-back games for the first time in his career after bringing down Colts QB Matt Ryan and also made five tackles (4 solo) vs. Ind. (10/6)... Batted a pass down from Titans QB Ryan Tannehill and made three tackles (2 solo) at Ten. (11/13)... Had a pass defended and an assisted tackle vs. L.V. (11/20)... Produced his sixth pass defended of the season and had two tackles (1 solo) vs. Ari. (12/18).

2021: Jones started all 17 regular-season games played for San Francisco, totaling a career-high 56 tackles (40 solo), two sacks (20 yds.), one pass defended and career-high two forced fumbles... Tallied one forced fumble and had three tackles (2 solo) vs. Sea. (10/3)... Recorded one sack (14 yds.) and added four solo tackles at Ari. (10/10)... Posted a career-high eight tackles (4 solo) vs. Ari. (11/15)... Nabbed seven solo tackles and his second forced fumble of the season at Sea. (12/5)... Collected one sack (6 yds.) and one pass defended in the season finale at LAR (1/9)... Started all three of San Francisco's postseason contests, tallying eight tackles (4 solo) and one sack (13 yds.)... Had one sack (13 yds.) in the NFC Wild Card Game at Dal. (1/16)... Added four tackles (2 solo) in the divisional round at G.B. (1/22)... Posted three tackles (1 solo) in the NFC Championship Game at LAR (1/30).

2020: Jones tallied 20 tackles (14 solo), career-high three sacks (16 yds.) and one pass defended while starting all 14 games played... Posted one sack (1 yd.) and one pass defended vs. Ari. (9/13)... Collected one sack (7 yds.) vs. Phi. (10/4)... Collected his third sack (8 yds.) of the season at Ari. (12/26)...Registered a career-high four tackles (2 solo) in the season finale vs. Sea. (1/3).

2019: Jones started all 11 games played, recording 23 tackles (19 solo), two sacks (17 yds.) and one forced fumble... Totaled season-high five tackles (4 solo) and one sack (10 yds.) vs. Car. (10/27)... Added one sack (7 yds.) vs. Sea. (11/11)... Had one forced fumble and added two tackles (1 solo) at N.O. (12/8).

2018: Jones played 10 games (4 starts), totaling 17 tackles (11 solo)... Made his first career start and posted a season-high four tackles (2 solo) vs. Den. (12/9)... Recorded three tackles in three consecutive weeks (Weeks 15-17) to conclude the season.

2017: Jones, who was selected by the 49ers in the sixth round (198th overall) of the 2017 NFL Draft, appeared in nine games, tallying 10 tackles (8 solo) and one pass defended... Made his NFL debut and had one solo tackle vs. Car. (9/10)... Recorded his first career pass defended at Sea. (9/17)... Posted a season-high four solo tackles vs. Dal. (10/22).

COLLEGE: Jones started 15-of-25 games played during his final two collegiate seasons at Ole Miss (2015-16)... Registered 70 tackles (34 solo), six sacks (33 yds.), one interception, one forced fumble and one fumble recovery... Began his collegiate career at East Mississippi Community College (Scooba, Miss.)... Was a two-year starter who helped guide East Mississippi to a 24-0 record and two National Junior College Athletic Association (NJCAA) national championships during his tenure... Earned Mississippi Association of Community and Junior Colleges (MACJC) all-region and all-state honors as a sophomore in 2014.

PERSONAL: Jones attended Wren High School in Piedmont, S.C., where he was a three-sport athlete... Played football in addition to playing basketball and throwing discus and shot put on the track & field team... Named David Oliver Jones, D.J. was born on Jan. 19, 1995 in Greenville, S.C.

JONES' REGULAR SEASON RECORD

Year	Club	G	S	UT	A	TT	S-Yds.	I-Yds.	PD	FF	FR	TD-Int.	TD-FR	S	Pts.
2017	San Francisco	9	0	8	2	10	0-0	0-0	1	0	0	0	0	0	0
2018	San Francisco	10	4	11	6	17	0-0	0-0	0	0	0	0	0	0	0
2019	San Francisco	11	11	19	4	23	0-0	0-0	0	1	0	0	0	0	0
2020	San Francisco	14	14	14	6	20	3-16	0-0	1	0	0	0	0	0	0
2021	San Francisco	17	17	40	16	56	2-20	0-0	1	2	0	0	0	0	0
2022	Denver	15	15	22	12	34	2-14	0-0	6	0	0	0	0	0	0
CAREER TOTALS		76	61	114	46	160	9-67	0-0	9	3	0	0	0	0	0

JONES' POSTSEASON RECORD

Year	Club	G	S	UT	A	TT	S-Yds.	I-Yds.	PD	FF	FR	TD-Int.	TD-FR	S	Pts.
2021	San Francisco	3	3	4	4	8	1-13	0-0	0	0	0	0	0	0	0
CAREER TOTALS		3	3	4	4	8	1-13	0-0	0	0	0	0	0	0	0

JONES' SINGLE-GAME HIGHS

(Postseason in parentheses)

Tackles — 8, vs. Arizona, 11/7/21 (4, at Green Bay, 1/22/22). **Sacks** — 1, 9x, last: vs. Indianapolis, 10/6/22 (1, at Dallas, 1/16/22). **Sack yards** — 14, at Arizona, 10/10/21 (13, at Dallas, 1/16/22). **Passes Defended** — 1, 9x, last: vs. Arizona, 12/18/22 (none). **Forced Fumbles** — 1, 3x, last: at Seattle, 12/5/21 (none).

D.J. JONES' CAREER GAME-BY-GAME

(Victories asterisked)

2017 SAN FRANCISCO (6-10)		TACKLES									
Date	Opponent	P/S	UT	A	TT	S-Yds.	I-Yds.	PD	FF	FR	
Sept 10	vs. Carolina	P	1	0	1	0-0	0-0	0	0	0	
Sept 17	at Seattle	P	1	0	1	0-0	0-0	1	0	0	
Sept 21	vs. L.A. Rams	P	0	0	0	0-0	0-0	0	0	0	
Oct 1	at Arizona	P	0	0	0	0-0	0-0	0	0	0	
Oct 8	at Indianapolis	P	0	2	2	0-0	0-0	0	0	0	
Oct 15	at Washington	P	2	0	2	0-0	0-0	0	0	0	
Oct 22	vs. Dallas	P	4	0	4	0-0	0-0	0	0	0	
Oct 29	at Philadelphia	P	0	0	0	0-0	0-0	0	0	0	
Nov 5	vs. Arizona										
Nov 12	vs. N.Y. Giants*	P	0	0	0	0-0	0-0	0	0	0	
Games 11-16											
Season Totals			9/0	8	2	10	0-0	0-0	1	0	0
2018 SAN FRANCISCO (4-12)		TACKLES									
Date	Opponent	P/S	UT	A	TT	S-Yds.	I-Yds.	PD	FF	FR	
Sept 9	at Minnesota	P	2	0	2	0-0	0-0	0	0	0	
Sept 16	vs. Detroit*	P	0	0	0	0-0	0-0	0	0	0	
Sept 23	at Kansas City	P	0	1	1	0-0	0-0	0	0	0	
Sept 30	at L.A. Chargers	P	0	1	1	0-0	0-0	0	0	0	
Games 5-8											
Nov 1	vs. Oakland*	P	0	0	0	0-0	0-0	0	0	0	
Nov 12	vs. N.Y. Giants	P	0	0	0	0-0	0-0	0	0	0	
Games 11-12											
Dec 9	vs. Denver*	S	2	2	4	0-0	0-0	0	0	0	
Dec 16	vs. Seattle*	S	2	1	3	0-0	0-0	0	0	0	
Dec 23	vs. Chicago	S	2	1	3	0-0	0-0	0	0	0	
Dec 30	at L.A. Rams	S	3	0	3	0-0	0-0	0	0	0	
Season Totals			10/4	11	6	17	0-0	0-0	0	0	0
2019 SAN FRANCISCO (13-3)		TACKLES									
Date	Opponent	P/S	UT	A	TT	S-Yds.	I-Yds.	PD	FF	FR	
Sept 9	at Tampa Bay*	S	1	0	1	0-0	0-0	0	0	0	
Sept 15	at Cincinnati*	S	0	0	0	0-0	0-0	0	0	0	
Sept 22	vs. Pittsburgh*	S	3	0	3	0-0	0-0	0	0	0	
Oct 7	vs. Cleveland*	S	0	0	0	0-0	0-0	0	0	0	
Oct 13	at L.A. Rams*	S	3	1	4	0-0	0-0	0	0	0	
Oct 20	at Washington*										
Oct 27	at Carolina*	S	4	1	5	1-10	0-0	0	0	0	
Oct 31	at Arizona*	S	2	0	2	0-0	0-0	0	0	0	
Nov 11	vs. Seattle	S	1	0	1	1-7	0-0	0	0	0	
Nov 17	vs. Arizona*										
Nov 24	vs. Green Bay*	S	4	0	4	0-0	0-0	0	0	0	
Dec 1	at Baltimore	S	0	1	1	0-0	0-0	0	0	0	
Dec 8	at New Orleans*	S	1	1	2	0-0	0-0	0	1	0	
Games 14-16											
Season Totals			11/11	19	4	23	2-17	0-0	0	1	0

DID YOU KNOW?

The Broncos, who were charter members of the American Football League in 1960, celebrated their 60th season of professional football in 2019.

2020 SAN FRANCISCO (6-10) TACKLES

Date	Opponent	P/S	UT	A	TT	S-Yds.	I-Yds.	PD	FF	FR	
Sept 13	vs. Arizona	S	1	0	1	1-1	0-0	1	0	0	
Sept 20	at N.Y. Jets*	S	3	0	3	0-0	0-0	0	0	0	
Sept 27	at N.Y. Giants*	S	0	0	0	0-0	0-0	0	0	0	
Oct 4	vs. Philadelphia	S	1	0	1	1-7	0-0	0	0	0	
Oct 11	vs. Miami	S	1	1	2	0-0	0-0	0	0	0	
Oct 18	vs. L.A. Rams*	S	0	1	1	0-0	0-0	0	0	0	
Oct 25	at New England*	S	1	1	2	0-0	0-0	0	0	0	
Nov 1	at Seattle	S	2	1	3	0-0	0-0	0	0	0	
Nov 5	vs. Green Bay	S	0	0	0	0-0	0-0	0	0	0	
Nov 15	at New Orleans	S	1	0	1	0-0	0-0	0	0	0	
Nov 29	at L.A. Rams*	S				RESERVE/COVID-19					
Dec 7	vs. Buffalo	S	0	0	0	0-0	0-0	0	0	0	
Dec 13	vs. Washington	S				INACTIVE					
Dec 20	at Dallas	S	1	0	1	0-0	0-0	0	0	0	
Dec 26	at Arizona*	S	1	0	1	1-8	0-0	0	0	0	
Jan 3	vs. Seattle	S	2	2	4	0-0	0-0	0	0	0	
Season Totals			14/14	14	6	20	3-16	0-0	1	0	0

2021 SAN FRANCISCO (10-7) TACKLES

Date	Opponent	P/S	UT	A	TT	S-Yds.	I-Yds.	PD	FF	FR	
Sept 12	at Detroit*	S	0	0	0	0-0	0-0	0	0	0	
Sept 19	at Philadelphia*	S	4	0	4	0-0	0-0	0	0	0	
Sept 26	vs. Green Bay	S	1	0	1	0-0	0-0	0	0	0	
Oct 3	vs. Seattle	S	2	1	3	0-0	0-0	0	1	0	
Oct 10	at Arizona	S	4	0	4	1-14	0-0	0	0	0	
Oct 24	vs. Indianapolis	S	0	2	2	0-0	0-0	0	0	0	
Oct 31	at Chicago*	S	5	0	5	0-0	0-0	0	0	0	
Nov 7	vs. Arizona	S	4	4	8	0-0	0-0	0	0	0	
Nov 15	vs. L.A. Rams*	S	2	0	2	0-0	0-0	0	0	0	
Nov 21	at Jacksonville*	S	1	0	1	0-0	0-0	0	0	0	
Nov 28	vs. Minnesota*	S	2	3	5	0-0	0-0	0	0	0	
Dec 5	at Seattle	S	7	0	7	0-0	0-0	0	1	0	
Dec 12	at Cincinnati*	S	2	3	5	0-0	0-0	0	0	0	
Dec 19	vs. Atlanta*	S	1	2	3	0-0	0-0	0	0	0	
Dec 23	at Tennessee	S	3	0	3	0-0	0-0	0	0	0	
Jan 2	vs. Houston*	S	1	0	1	0-0	0-0	0	0	0	
Jan 9	at L.A. Rams*	S	1	1	2	1-6	0-0	1	0	0	
Season Totals			17/17	40	16	56	2-20	0-0	1	2	0

Jan 16	at Dallas* [§]	S	1	0	1	1-13	0-0	0	0	0
Jan 22	at Green Bay* [†]	S	2	2	4	0-0	0-0	0	0	0
Jan 30	L.A. Rams* [‡]	S	1	2	3	0-0	0-0	0	0	0

Postseason Totals **3/3** **4** **4** **8** **1-13** **0-0** **0** **0** **0**

[§]NFC Wild Card Game; [†]NFC Divisional Playoff Game; [‡]NFC Championship Game

2022 DENVER (5-12) TACKLES

Date	Opponent	P/S	UT	A	TT	S-Yds.	I-Yds.	PD	FF	FR	
Sept 12	at Seattle	S	3	1	4	0-0	0-0	1	0	0	
Sept 18	vs. Houston*	S	2	1	3	0-0	0-0	0	0	0	
Sept 25	vs. San Francisco*	S	0	0	0	0-0	0-0	1	0	0	
Oct 2	at Las Vegas	S	2	1	3	1-8	0-0	1	0	0	
Oct 6	vs. Indianapolis	S	4	1	5	1-6	0-0	0	0	0	
Oct 17	at L.A. Chargers	S	1	1	2	0-0	0-0	0	0	0	
Oct 23	vs. N.Y. Jets	S	2	1	3	0-0	0-0	0	0	0	
Oct 30	at Jacksonville*	S	2	1	3	0-0	0-0	0	0	0	
Nov 13	at Tennessee	S	2	1	3	0-0	0-0	1	0	0	
Nov 20	vs. Las Vegas	S	0	1	1	0-0	0-0	1	0	0	
Nov 27	at Carolina	S	2	1	3	0-0	0-0	0	0	0	
Dec 4	at Baltimore	S	1	1	2	0-0	0-0	0	0	0	
Dec 11	vs. Kansas City	S	0	0	0	0-0	0-0	0	0	0	
Dec 18	vs. Arizona*	S	1	1	2	0-0	0-0	1	0	0	
Dec 25	at L.A. Rams	S	0	0	0	0-0	0-0	0	0	0	
Jan 1	at Kansas City	S				INACTIVE					
Jan 8	vs. L.A. Chargers*	S				INACTIVE					
Season Totals			15/15	22	12	34	2-14	0-0	6	0	0

**TONY JONES JR.****26****RUNNING BACK****5-11 • 224 • 4TH YR. • NOTRE DAME****BORN:** Nov. 24, 1997, in St. Petersburg, Fla.**HIGH SCHOOL:** IMG Academy, Bradenton, Fla.**ACQUIRED:** Unrestricted Free Agent (Seattle), 2023**NFL YEAR:** 4th • **YEAR WITH BRONCOS:** 1st**NFL GAMES PLAYED/STARTED:** 18/5**JONES JR. AT A GLANCE:**

- A fourth-year running back who appeared in 18 games (5 starts) with New Orleans (2020-22) and Seattle (2022), rushing 67 times for 179 yards (2.7 avg.) along with 10 catches for 59 yards (5.9 avg.).
- Saw action in six games with New Orleans (2 games) and Seattle (4 games) in 2022, totaling 10 rushes for 24 yards (2.4 avg.) and five catches for 30 yards (6.0 avg.).
- Played in 11 games (4 starts) in 2021, registering 142 yards on 54 rushes (2.6 avg.) along with five catches for 29 yards (5.8 avg.).
- Appeared in 38 games in four seasons at Notre Dame, totaling 1,481 yards with 12 scores on 271 rushing attempts (5.5 avg.) along with 273 yards on 27 catches (10.1 avg.) with two touchdowns.
- Started all 12 games as a senior, contributing 857 yards with six touchdowns on 144 rushing attempts (6.0 avg.) and caught 15 passes for 104 yards (6.0 avg.) with a score.
- Attended IMG Academy in Bradenton, Fla., where he rushed 78 times for 514 yards (6.6 avg.) with 11 scores and also caught six passes for 149 yards (24.8 avg.) with a touchdown as a senior.
- Entered the NFL as a college free agent with New Orleans on April 27, 2020.
- Signed by Denver as an unrestricted free agent on March 23, 2023.

CAREER TRANSACTIONS: Signed by New Orleans as a college free agent 4/27/20; Waived by New Orleans 9/5/20; Signed by New Orleans (practice squad) 9/6/20; Signed by New Orleans to reserve/future contract 1/18/21; Waived by New Orleans 10/8/22; Acquired via waivers by Seattle 10/10/22; Waived by Seattle 12/21/22; Signed by Seattle (practice squad) 12/27/22; Signed by Seattle (active roster) 1/13/23; Signed by Denver 3/23/23.



2022: Jones Jr. saw action in six games with New Orleans (2 games) and Seattle (4 games), totaling 10 rushes for 24 yards (2.4 avg.) and five catches for 30 yards (6.0 avg.)... Was waived by New Orleans on Oct. 8 and acquired via waivers by Seattle on Oct. 10... Made his Seahawks debut vs. Ari. (10/16)... Rushed seven times for 14 yards (2.0 avg.) and caught two passes for 18 yards (9.0 avg.) at LAR (12/4)... Was made inactive during Seattle's NFC Wild Card Game at S.F. (1/14).

2021: Jones Jr. played in 11 games (4 starts), registering 142 yards on 54 rushes (2.6 avg.) along with five catches for 29 yards (5.8 avg.) on 132 offensive snaps... Tallied 50 yards on 11 rushing attempts (4.5 avg.) in Week 1 vs. G.B. (9/12)... Missed Games 5-9 after being placed on injured reserve (ankle) on Oct. 6... Rushed seven times for 22 yards (3.1 avg.) at Atl. (1/9).

2020: Jones Jr. started in one game after signing with New Orleans as a college free agent, totaling three rushes for 13 yards (4.3 avg.)... Spent the first 15 games of the season competing on the Saints' practice squad... Made his NFL debut and first career start at Car. (1/3), appearing in five offensive snaps.

COLLEGE: Jones Jr. played collegiately at Notre Dame, where he appeared in 38 games, totaling 1,481 yards with 12 scores on 271 rushing attempts (5.5 avg.) along with 273 yards with two touchdowns on 27 receptions (10.1 avg.)... Started all 12 games as a senior, contributing 857 yards with six touchdowns on 144 rushing attempts (6.0 avg.) and caught 15 passes for 104 yards (6.0 avg.) with a score... Appeared in all 13 games during his junior season, producing 392 yards with three scores on 83 rushes (4.7 avg.) while also recording 157 yards on six receptions (26.2 avg.) with a touchdown... Played in 12 games in 2017, rushing for three touchdowns along with 232 yards on 44 attempts (5.3 avg.)... Also made nine special-teams tackles.

PERSONAL: Jones Jr. attended IMG Academy in Bradenton, Fla., where he helped the team reach a No. 7 final national ranking by MaxPreps Xcellent 25... Selected to participate in the 2015 U.S. Army All-American Bowl in San Antonio, Texas and the 2015 Nike "The Opening" in Beaverton, Oregon... Rushed 78 times for 514 yards (6.6 avg.) with 11 scores and also caught six passes for 149 yards (24.8 avg.) with a touchdown in 2015... Totaled 771 yards on 66 rushes (11.7 avg.) with 12 touchdowns in 2014... Also played baseball... Tony Jones Jr. was born on Nov. 24, 1997, in St. Petersburg, Fla.

JONES JR.'S REGULAR SEASON RECORD

Year	Club	G	S	RUSHING				RECEIVING				SCORING							
				No.	Yds.	Avg.	LG	TD	No.	Yds.	Avg.	LG	TD	TD	TDru	TDre	TDrt	2pt	Pts.
2020	New Orleans	1	1	3	13	4.3	6	0	0	0	—	0	0	0	0	0	0	0	0
2021	New Orleans	11	4	54	142	2.6	11	0	5	29	5.8	19	0	0	0	0	0	0	0
2022	N.O./Sea.	6	0	10	24	2.4	7	0	5	30	6.0	9	0	0	0	0	0	0	0
Career Totals		18	5	67	179	2.7	11	0	10	59	5.9	19	0	0	0	0	0	0	0

ADDITIONAL STATISTICS: Miscellaneous tackles — 2022 (1), TOTAL (1). Kickoff returns — 2021 (1 for 5 yards, 5.0 avg., 5 LG, 0 TD), TOTAL (1 for 5 yards, 5.0 avg., 5 LG, 0 TD).

JONES JR.'S POSTSEASON RECORD

Year	Club	G	S	RUSHING				RECEIVING				SCORING							
				No.	Yds.	Avg.	LG	TD	No.	Yds.	Avg.	LG	TD	TD	TDru	TDre	TDrt	2pt	Pts.
2022	Seattle	0	0	0	0	—	—	0	0	0	—	—	0	0	0	0	0	0	0
Career Totals		0	0	0	0	—	—	0	0	0	—	—	0	0	0	0	0	0	0

TONY JONES JR.'S CAREER GAME-BY-GAME

(Victories asterisked)

2020 NEW ORLEANS (12-4)			RUSHING				RECEIVING				SCORING			
Date	Opponent	P/S	No.	Yds.	Avg.	LG	TD	No.	Yds.	Avg.	LG	TD	2pt.	Pts.
Games 1-15														
PRACTICE SQUAD														
Jan 3	at Carolina*	S	3	13	4.3	6	0	0	0	—	—	0	0	0
Season Totals		1/1	3	13	4.3	6	0	0	0	—	—	0	0	0
Jan 10	vs. Chicago*§	PRACTICE SQUAD												
Jan 17	vs. Tampa Bay†	PRACTICE SQUAD												
Postseason Totals		0/0	0	0	—	—	0	0	0	—	—	0	0	0

§NFC Wild Card Game; †NFC Divisional Playoff Game

2021 NEW ORLEANS (9-8)			RUSHING				RECEIVING				SCORING			
Date	Opponent	P/S	No.	Yds.	Avg.	LG	TD	No.	Yds.	Avg.	LG	TD	2pt.	Pts.
Sept 12	vs. Green Bay*	P	11	50	4.5	9	0	1	3	3.0	3	0	0	0
Sept 19	at Carolina	S	3	7	2.3	6	0	0	0	—	—	0	0	0
Sept 26	at New England*	P	2	12	6.0	7	0	2	10	5.0	6	0	0	0
Oct 3	vs. N.Y. Giants	P	3	8	2.7	3	0	1	-3	-3.0	-3	0	0	0
Games 5-9														
INJURED RESERVE														
Nov 21	at Philadelphia	P	3	2	0.7	2	0	0	0	—	—	0	0	0
Nov 25	vs. Buffalo	S	16	27	1.7	11	0	0	0	—	—	0	0	0
Dec 2	vs. Dallas	INACTIVE												
Dec 12	at N.Y. Jets*	S	6	10	1.7	5	0	1	19	19.0	19	0	0	0
Dec 19	at Tampa Bay*	P	0	0	—	—	0	0	0	—	—	0	0	0
Dec 27	vs. Miami	P	2	6	3.0	4	0	0	0	—	—	0	0	0
Jan 2	vs. Carolina*	P	1	-2	-2.0	-2	0	0	0	—	—	0	0	0
Jan 9	at Atlanta*	S	7	22	3.1	6	0	0	0	—	—	0	0	0
Season Totals			11/4	54	142	2.6	11	0	5	29	5.8	19	0	0

2022 N.O. (7-10) / SEA (9-8)			RUSHING				RECEIVING				SCORING			
Date	Opponent	P/S	No.	Yds.	Avg.	LG	TD	No.	Yds.	Avg.	LG	TD	2pt.	Pts.
Sept 11	at Atlanta*	P	0	0	—	—	0	0	0	—	—	0	0	0
Sept 18	vs. Tampa Bay	P	2	8	4.0	6	0	2	12	6.0	7	0	0	0
Sept 25	at Carolina	INACTIVE												
Oct 2	vs. Minnesota	INACTIVE												
WAIVED BY NEW ORLEANS ON OCT. 8 / ACQUIRED BY SEATTLE VIA WAIVERS ON OCT. 10														
Oct 16	vs. Arizona*	P	0	0	—	—	0	0	0	—	—	0	0	0
Oct 23	at L.A. Chargers*	P	0	0	—	—	0	0	0	—	—	0	0	0
Games 8-11														
INACTIVE														
Dec 4	at L.A. Rams*	P	7	14	2.0	7	0	2	18	9.0	9	0	0	0
Dec 11	vs. Carolina	P	1	2	2.0	2	0	1	0	0.0	0	0	0	0
Dec 15	vs. San Francisco	INACTIVE												
Dec 24	at Kansas City	NOT ON TEAM												
Jan 1	vs. N.Y. Jets*	PRACTICE SQUAD												
Jan 8	vs. L.A. Rams*	PRACTICE SQUAD												
Season Totals			6/0	10	24	2.4	7	0	5	30	6.0	9	0	0
Jan 14	at San Francisco§	INACTIVE												
Postseason Totals		0/0	0	0	—	—	0	0	0	—	—	0	0	0

§NFC Wild Card Game

**TYLER LANCASTER****62****NOSE TACKLE****6-3 • 313 • 5TH YR. • NORTHWESTERN****BORN:** Nov. 4, 1994, in Romeoville, Ill.**HIGH SCHOOL:** Plainfield (Ill.) East High School**ACQUIRED:** Free Agent, 2023**NFL YEAR:** 5th • **YEAR WITH BRONCOS:** 1st**NFL GAMES PLAYED/STARTED:** 59/21 • **POSTSEASON GP/GS:** 5/4**LANCASTER AT A GLANCE:**

- A fifth-year nose tackle who has appeared in 59 career regular-season games (21 starts) and five postseason contests (4 starts) with Green Bay (2018-21).
- Produced 110 tackles (59 solo), 1.5 sacks (9 yds.), one pass defended, one forced fumble and one fumble recovery in the regular-season while finishing with eight tackles (5 solo) in the postseason.
- Totaled a career-high 31 tackles (15 solo) and three tackles for loss in 16 games (3 starts) during the 2021 season with the Packers.
- Appeared in 15 games (3 starts), contributing 23 tackles (8 solo) and one pass defended in 2020.
- Started 10-of-16 games played in 2019, registering 30 tackles (17 solo), one forced fumble and one fumble recovery along with career highs in sacks (1.5) and sack yards (9).
- Played in 12 games (5 starts) as a rookie with Green Bay in 2018, finishing the year with 26 tackles (19 solo), one tackle for loss and one quarterback hit.
- Played defensive tackle at Northwestern University, where he appeared in 40 games (39 starts) and recorded 101 tackles (46 solo), 3.5 sacks (16 yds.), three passes defended, two forced fumbles and one fumble recovery.
- Earned All-Big Ten honorable mention and was a team captain in 2017 after starting all 13 games, totaling a career-high 40 tackles (14 solo), two sacks (8 yds.) and one pass defended.
- Notched 33 tackles (18 solo), 1.5 sacks (8 yds.), a career-high two passes defended and two forced fumbles in 13 starts in 2015.
- Entered the NFL as a college free agent with Green Bay on May 4, 2018.
- Signed by the Broncos as a free agent on May 23, 2023.

CAREER TRANSACTIONS: Signed by Green Bay as a college free agent 5/4/18; Waived by Green Bay 9/1/18; Signed by Green Bay (practice squad) 9/2/18; Signed by Green Bay (active roster) 10/6/18; Re-signed by Green Bay 4/25/20; Re-signed by Green Bay 3/30/21; Signed by Las Vegas 5/25/22; Released by Las Vegas 9/5/22; Signed by Denver 5/23/23.



2021: Lancaster appeared in 16 games (2 starts), finishing with a career-high 31 tackles (15 solo) along with three passes defended... Also made one solo tackle in the Packers' NFC Divisional game vs. S.F. (1/22)... Made three tackles (2 solo), including a tackle for loss, at K.C. (11/7)... Produced four tackles (2 solo), which included two tackles for loss, at Min. (11/21)... Registered four tackles (1 solo) at Bal. (12/19).

2020: Lancaster tallied 23 tackles (8 solo) and one pass defended in 15 games (3 starts)... Helped the Packers reach the NFC Championship game for the second-consecutive season, playing in both postseason games and totaling three tackles (1 solo)... Made four tackles (1 solo) vs. Atl. (10/5)... Had another four tackle performance (2 solo) vs. Min. (11/1)... Recorded his first career pass defended along with two tackles (1 solo) at Ind. (11/22)... Started in the NFC Divisional round vs. LAR (1/16), finishing with an assisted tackle... Made two tackles (1 solo) in the NFC Championship game vs. T.B. (1/24).

2019: Lancaster started 10-of-16 games played, making 30 tackles (17 solo) and also produced 1.5 sacks (9 yds.), one forced fumble and one fumble recovery... Also started both postseason games for Green Bay, recording four tackles (3 solo)... Recorded a career-high seven tackles (1 solo) in a start vs. Den. (9/22)... Forced his first career fumble while also recovering a fumble and made two solo tackles at K.C. (10/27)... Registered his first career sack at LAC (11/3), getting 0.5 sacks (1 yd.)... Posted a sack in his second-consecutive game, recording one sack (8 yds.) along with two tackles (1 solo) vs. Car. (11/10)... Finished with six tackles (3 solo) vs. Was. (12/8)... Totaled four solo tackles vs. Chi. (12/15)... Started his first career postseason game in the NFC Divisional round vs. Sea. (1/12), finishing with two tackles (1 solo)... Also made two solo tackles in a start in the NFC Conference Championship at S.F. (1/19).

2018: Lancaster played in 12 games (5 starts) as a rookie after being signed by Green Bay as a college free agent, notching 26 tackles (19 solo), one tackle for loss and one quarterback hit as a rookie... Spent the first four weeks of the season competing on the Packers' practice squad... Made his NFL debut at Det. (10/7)... Recorded his first tackles at N.E. (11/4), totaling two solo take downs in the game... Made his first career start at Min. (11/25)... Tallied six tackles (5 solo) at Chi. (12/16)... Had five tackles (3 solo) at NYJ (12/23)... Posted his third consecutive game with at least five tackles after recording five take downs (3 solo) vs. Det. (12/30).

COLLEGE: Lancaster played collegiately at Northwestern University (2014-17), where he was a three-year starter and appeared in 40 games (39 starts)... Started the final 39 games of his career... Totaled 101 tackles (46 solo), 3.5 sacks (16 yds.), three passes defended, two forced fumbles and one fumble recovery... Was a team captain and named All-Big Ten honorable mention as a senior in 2017, finishing the year with a career-high 40 tackles (14 solo), two sacks (8 yds.) and one pass defended in 13 starts... Helped the Wildcats defense rank ninth in the nation in rushing defense in 20th in scoring defense... Produced 28 tackles (14 solo) and a fumble recovery in 2016 and was named Northwestern's Defensive Player of the Week in games vs. Nebraska (9/24/16), at Ohio State (10/29/16) and vs. Wisconsin (11/5/16)... Played in 13 games (all starts) as a redshirt sophomore in 2015, finishing the year with 33 tackles (18 solo), 1.5 sacks (8 yds.), a career-high two passes defended and two forced fumbles.

PERSONAL: Lancaster prepped at Plainfield (Il.) East High School, where he was named to the All-Area team by the *Herald News* and first-team All-State by the *Chicago Tribune*... Competed in the Offense-Defense All-American Bowl and was named the 2012 Offense-Defense Scholar Athlete of the Year by the All-American Bowl... Did not surrender a sack in three years playing at the varsity level... Tyler Lancaster was born on Nov. 4, 1994 in Romeoville, Ill.

LANCASTER'S REGULAR SEASON RECORD

Year	Club	G	S	UT	A	TT	S-Yds.	I-Yds.	PD	FF	FR	TD-Int.	TD-FR	S	Pts.
2018	Green Bay	12	5	19	7	26	0-0	0-0	0	0	0	0	0	0	0
2019	Green Bay	16	10	17	13	30	1.5-9	0-0	0	1	1	0	0	0	0
2020	Green Bay	15	3	8	15	23	0-0	0-0	1	0	0	0	0	0	0
2021	Green Bay	16	3	15	16	31	0-0	0-0	0	0	0	0	0	0	0
CAREER TOTALS		59	21	59	51	110	1.5-9	0-0	1	1	1	0	0	0	0

LANCASTER'S POSTSEASON RECORD

Year	Club	G	S	UT	A	TT	S-Yds.	I-Yds.	PD	FF	FR	TD-Int.	TD-FR	S	Pts.
2019	Green Bay	2	2	3	1	4	0-0	0-0	0	0	0	0	0	0	0
2020	Green Bay	2	1	1	2	3	0-0	0-0	0	0	0	0	0	0	0
2021	Green Bay	1	1	1	0	1	0-0	0-0	0	0	0	0	0	0	0
CAREER TOTALS		5	4	5	3	8	0-0	0-0	0	0	0	0	0	0	0

LANCASTER'S SINGLE GAME HIGHS

(Postseason in parentheses)

Tackles — 7, vs. Denver, 9/22/19 (2, 3x, last: vs. Tampa Bay, 1/24/21). **Sacks** — 1, vs. Carolina, 11/10/19 (none). **Sack yards** — 8, vs. Carolina, 11/10/19 (none). **Passes Defended** — 1, at Indianapolis, 11/22/20 (none). **Forced Fumbles** — 1, at Kansas City, 10/27/19 (none). **Fumble Recoveries** — 1, at Kansas City, 10/27/19 (none).

TYLER LANCASTER'S CAREER GAME-BY-GAME

(Victories asterisked)

2018 GREEN BAY (6-9-1)		TACKLES														
Date	Opponent	P/S	UT	A	TT	S-Yds.	I-Yds.	PD	FF	FR						
Games 1-4																
PRACTICE SQUAD																
Oct 7	at Detroit	P	0	0	0	0-0	0-0	0	0	0						
Oct 15	vs. San Francisco*	P	0	0	0	0-0	0-0	0	0	0						
Oct 28	at L.A. Rams	P	0	0	0	0-0	0-0	0	0	0						
Nov 4	at New England	P	2	0	2	0-0	0-0	0	0	0						
Nov 11	vs. Miami*	P	0	1	1	0-0	0-0	0	0	0						
Nov 15	at Seattle	P	0	0	0	0-0	0-0	0	0	0						
Nov 25	at Minnesota	S	1	0	1	0-0	0-0	0	0	0						
Dec 2	vs. Arizona	S	2	1	3	0-0	0-0	0	0	0						
Dec 9	vs. Atlanta*	P	3	0	3	0-0	0-0	0	0	0						
Dec 16	at Chicago	S	5	1	6	0-0	0-0	0	0	0						
Dec 23	at N.Y. Jets*	S	3	2	5	0-0	0-0	0	0	0						
Dec 30	vs. Detroit	S	3	2	5	0-0	0-0	0	0	0						
Season Totals			12/5	19	7	26	0-0	0-0	0	0	0					

DID YOU KNOW?

Randy Gradishar accounted for 33 turnovers (20 INTs, 13 FR) during his 10-year career with the Broncos from 1974-83, and that total tied for the fourth most by an NFL linebacker in that span.

2019 GREEN BAY (13-3)		TACKLES									
Date	Opponent	P/S	UT	A	TT	S-Yds.	I-Yds.	PD	FF	FR	
Sept 5	at Chicago*	P	0	0	0	0-0	0-0	0	0	0	
Sept 15	vs. Minnesota*	P	1	0	1	0-0	0-0	0	0	0	
Sept 22	vs. Denver*	S	1	6	7	0-0	0-0	0	0	0	
Sept 26	vs. Philadelphia	S	0	0	0	0-0	0-0	0	0	0	
Oct 6	at Dallas*	S	0	1	1	0-0	0-0	0	0	0	
Oct 14	vs. Detroit*	S	1	0	1	0-0	0-0	0	0	0	
Oct 20	vs. Oakland*	S	2	1	3	0-0	0-0	0	0	0	
Oct 27	at Kansas City*	P	2	0	2	0-0	0-0	0	1	1	
Nov 3	at L.A. Chargers	S	0	1	1	0.5-1	0-0	0	0	0	
Nov 10	vs. Carolina*	S	1	1	2	1-8	0-0	0	0	0	
Nov 24	at San Francisco	S	0	0	0	0-0	0-0	0	0	0	
Dec 1	at N.Y. Giants*	P	1	0	1	0-0	0-0	0	0	0	
Dec 8	vs. Washington*	S	3	3	6	0-0	0-0	0	0	0	
Dec 15	vs. Chicago*	P	4	0	4	0-0	0-0	0	0	0	
Dec 23	at Minnesota*	S	1	0	1	0-0	0-0	0	0	0	
Dec 29	at Detroit*	P	0	0	0	0-0	0-0	0	0	0	
Season Totals			16/10	17	13	30	1.5-9	0-0	0	1	1
Jan 12	vs. Seattle*†	S	1	1	2	0-0	0-0	0	0	0	
Jan 19	at San Francisco#	S	2	0	2	0-0	0-0	0	0	0	
Postseason Totals			2/2	3	1	4	0-0	0-0	0	0	0

†NFC Divisional Playoff Game; #NFC Championship Game

2020 GREEN BAY (13-3)		TACKLES									
Date	Opponent	P/S	UT	A	TT	S-Yds.	I-Yds.	PD	FF	FR	
Sept 13	at Minnesota*	P	0	0	0	0-0	0-0	0	0	0	
Sept 20	vs. Detroit*	S	0	0	0	0-0	0-0	0	0	0	
Sept 27	at New Orleans*	S	0	2	2	0-0	0-0	0	0	0	
Oct 5	vs. Atlanta*	S	1	3	4	0-0	0-0	0	0	0	
Oct 18	at Tampa Bay	P	0	0	0	0-0	0-0	0	0	0	
Nov 1	vs. Minnesota	P	2	2	4	0-0	0-0	0	0	0	
Nov 5	at San Francisco*	P	1	1	2	0-0	0-0	0	0	0	
Nov 15	vs. Jacksonville*	P	0	1	1	0-0	0-0	0	0	0	
Nov 22	at Indianapolis	P	1	1	2	0-0	0-0	1	0	0	
Nov 29	vs. Chicago*	P	0	0	0	0-0	0-0	0	0	0	
Dec 6	vs. Philadelphia*	P	1	0	1	0-0	0-0	0	0	0	
Dec 13	at Detroit*	P	0	2	2	0-0	0-0	0	0	0	
Dec 19	vs. Carolina*	P	0	1	1	0-0	0-0	0	0	0	
Dec 27	vs. Tennessee*	P	2	0	2	0-0	0-0	0	0	0	
Jan 3	at Chicago*	P	0	2	2	0-0	0-0	0	0	0	
Season Totals			15/3	8	15	23	0-0	0-0	1	0	0
Jan 16	vs. L.A. Rams*†	S	0	1	1	0-0	0-0	0	0	0	
Jan 24	vs. Tampa Bay#	P	1	1	2	0-0	0-0	0	0	0	
Postseason Totals			2/1	1	2	3	0-0	0-0	0	0	0

†NFC Divisional Playoff Game; #NFC Championship Game

2021 GREEN BAY (13-4)		TACKLES									
Date	Opponent	P/S	UT	A	TT	S-Yds.	I-Yds.	PD	FF	FR	
Sept 12	at New Orleans	P	1	1	2	0-0	0-0	0	0	0	
Sept 20	vs. Detroit*	P	0	1	1	0-0	0-0	0	0	0	
Sept 26	at San Francisco*	P	1	1	2	0-0	0-0	0	0	0	
Oct 10	at Cincinnati*	P	0	2	2	0-0	0-0	0	0	0	
Oct 17	at Chicago*	P	2	0	2	0-0	0-0	0	0	0	
Oct 24	vs. Washington*	P	1	1	2	0-0	0-0	0	0	0	
Oct 28	at Arizona*	P	1	0	1	0-0	0-0	0	0	0	
Nov 7	at Kansas City	P	2	1	3	0-0	0-0	0	0	0	
Nov 14	vs. Seattle*	P	1	0	1	0-0	0-0	0	0	0	
Nov 21	at Minnesota	S	2	2	4	0-0	0-0	0	0	0	
Nov 28	vs. L.A. Rams*	P	0	0	0	0-0	0-0	0	0	0	
Dec 12	vs. Chicago*	P	0	1	1	0-0	0-0	0	0	0	
Dec 19	at Baltimore*	S	1	3	4	0-0	0-0	0	0	0	
Dec 25	vs. Cleveland*	P	0	2	2	0-0	0-0	0	0	0	
Jan 2	vs. Minnesota*	S	1	1	2	0-0	0-0	0	0	0	
Jan 9	at Detroit	P	2	0	2	0-0	0-0	0	0	0	
Season Totals			16/3	15	16	31	0-0	0-0	0	0	0
Jan 22	vs. San Francisco†	S	1	0	1	0-0	0-0	0	0	0	
Postseason Totals			1/1	1	0	1	0-0	0-0	0	0	0

†NFC Divisional Playoff Game

**P.J. LOCKE III****6****SAFETY****5-10 • 202 • 4TH YR. • TEXAS****BORN:** Feb. 12, 1997, in Beaumont, Texas**HIGH SCHOOL:** Central High School, Beaumont, Texas**ACQUIRED:** Practice Squad Signee, 2019**NFL YEAR:** 4th • **YEAR WITH BRONCOS:** 4th**NFL GAMES PLAYED/STARTED:** 47/0**LOCKE III AT A GLANCE:**

- A fourth-year safety who has appeared in 47 career regular-season games for the Broncos from 2020-22, recording 12 tackles (9 solo), one pass defended, one forced fumble, a special-teams forced fumble and 19 special-teams stops.
- Played in 16 games in 2022, totaling career highs with 10 tackles (7 solo), one pass defended and one forced fumble to go along with one special-teams forced fumble and a team-high 12 special-teams tackles.
- Tallied one solo tackle and five special-teams stops in 16 games played in 2021.
- Recorded one solo tackle and two special-teams stops in 15 games played with Denver in 2020.
- Spent two weeks on the Broncos' practice squad in 2019 after competing with Pittsburgh during training camp.
- Appeared in 47 games (31 starts) at the University of Texas (2015-18), totaling 163 tackles (116 solo), 1.5 sacks (7 yds.), three interceptions (24 yds.), 15 passes defended, four forced fumbles and one fumble recovery.
- Earned honorable mention All-Big 12 honors as a senior after finishing the season third on the team with 77 tackles (57 solo).
- Attended Central High School in Beaumont, Texas, where he was all-state and a two-time all-district honoree.
- Signed by Denver to the practice squad on Dec. 17, 2019
- Originally entered the NFL as a college free-agent signee of Pittsburgh on April 29, 2019.

CAREER TRANSACTIONS: Signed by Pittsburgh as a college free agent 4/29/19; Waived by Pittsburgh 8/31/19; Signed by Denver (practice squad) 12/17/19; Signed by Denver (active roster) 12/31/19; Waived by Denver 9/5/20; Signed by Denver (practice squad) 9/6/20; Signed by Denver (active roster) 9/14/20; Signed by Denver (practice squad) 9/15/20; Signed by Denver (active roster) 9/24/20; Re-Signed by Denver 3/16/23.



2022: Locke played in 16 games, totaling career highs with 10 tackles (7 solo), one pass defended and one forced fumble to go along with one special-teams forced fumble and a team-high 12 special-teams tackles... Made three tackles (2 solo) and forced the game-winning fumble to clinch the victory vs. S.F. (9/25)... Recorded his first career pass defended and also notched two solo tackles and two special-teams tackles at Ten. (11/13)... Made three special-teams tackles along with two solo tackles at Car. (11/27)... Had another two special-teams tackles at Bal. (12/4).

2021: Locke appeared in 16 games for the Broncos, playing primarily on special teams... Recorded at least one special-teams tackle on four occasions... Led the team with two special-teams tackles at LAC (1/2).

2020: Locke appeared in 15 games, finishing the season with a defensive stop and two special-teams tackles... Made his NFL and Broncos debut in vs. Ten. (9/14)... Collected first career tackle vs. T.B. (9/27)... Tallied a special-teams tackle vs. LAC (11/1)... Garnered a special-teams stop at Car. (12/13).

2019: Locke, who was signed by Denver on Dec. 17, spent two weeks on the Broncos' practice squad after competing with Pittsburgh in training camp.

COLLEGE: Locke played four seasons at the University of Texas (2015-18), recording 163 tackles (116 solo), 1.5 sacks (7 yds.), three interceptions (24 yds.), 15 passes defended, four forced fumbles and one fumble recovery in 47 games (31 starts)... Named honorable mention All-Big 12 as a senior after finishing the season third on the team with 77 tackles (57 solo)... Selected as a team captain prior to his junior campaign.

PERSONAL: Locke attended Central High School in Beaumont, Texas, where he was an all-state and two-time all-district honoree... Selected as a finalist for the 2014 Defensive Willie Ray Smith Award, honoring the top high school player in the Beaumont area... Chosen first-team 5A All-State by the Texas Sports Writers Association and second-team by the Associated Press in 2014... Father, James A. Locke Jr., played defensive back for Oklahoma State... P.J. Locke III was born on Feb. 12, 1997, in Beaumont, Texas.

LOCKE III'S REGULAR SEASON RECORD

Year	Club	G	S	UT	A	TT	S-Yds.	I-Yds.	PD	FF	FR	TD-Int.	TD-FR	S	Pts.
2020	Denver	15	0	1	0	1	0-0	0-0	0	0	0	0	0	0	0
2021	Denver	16	0	1	0	1	0-0	0-0	0	0	0	0	0	0	0
2022	Denver	16	0	7	3	10	0-0	0-0	1	1	0	0	0	0	0
CAREER TOTALS		47	0	9	3	12	0-0	0-0	1	1	0	0	0	0	0

ADDITIONAL STATISTICS: Special-teams tackles — 2020 (2), 2021 (5), 2022 (12), TOTAL (19). Special-teams forced fumbles — 2022 (1), TOTAL (1).

P.J. LOCKE III'S CAREER GAME-BY-GAME

(Victories asterisked)

2020 DENVER (5-11)		TACKLES									
Date	Opponent	P/S	UT	A	TT	S-Yds.	I-Yds.	PD	FF	FR	
Sep 14	vs. Tennessee	P	0	0	0	0-0	0-0	0	0	0	
Sep 20	at Pittsburgh	PRACTICE SQUAD									
Sep 27	vs. Tampa Bay	P	1	0	1	0-0	0-0	0	0	0	
Oct 1	at N.Y. Jets*	P	0	0	0	0-0	0-0	0	0	0	
Oct 18	at New England*	P	0	0	0	0-0	0-0	0	0	0	
Oct 25	vs. Kansas City	P	0	0	0	0-0	0-0	0	0	0	
Nov 1	vs. L.A. Chargers*	P	0	0	0	0-0	0-0	0	0	0	
Nov 8	at Atlanta	P	0	0	0	0-0	0-0	0	0	0	
Nov 15	at Las Vegas	P	0	0	0	0-0	0-0	0	0	0	
Nov 22	vs. Miami*	P	0	0	0	0-0	0-0	0	0	0	
Nov 29	vs. New Orleans	P	0	0	0	0-0	0-0	0	0	0	
Dec 6	at Kansas City	P	0	0	0	0-0	0-0	0	0	0	
Dec 13	at Carolina*	P	0	0	0	0-0	0-0	0	0	0	
Dec 19	vs. Buffalo	P	0	0	0	0-0	0-0	0	0	0	
Dec 27	at L.A. Chargers	P	0	0	0	0-0	0-0	0	0	0	
Jan 3	vs. Las Vegas	P	0	0	0	0-0	0-0	0	0	0	
Season Totals			15/0	1	0	1	0-0	0-0	0	0	0

2021 DENVER (7-10)		TACKLES									
Date	Opponent	P/S	UT	A	TT	S-Yds.	I-Yds.	PD	FF	FR	
Sept 12	at N.Y. Giants*	P	0	0	0	0-0	0-0	0	0	0	
Sept 19	at Jacksonville*	P	0	0	0	0-0	0-0	0	0	0	
Sept 26	vs. N.Y. Jets*	P	0	0	0	0-0	0-0	0	0	0	
Oct 3	vs. Baltimore	P	0	0	0	0-0	0-0	0	0	0	
Oct 10	at Pittsburgh	P	0	0	0	0-0	0-0	0	0	0	
Oct 17	vs. Las Vegas	P	0	0	0	0-0	0-0	0	0	0	
Oct 21	at Cleveland	P	0	0	0	0-0	0-0	0	0	0	
Oct 31	vs. Washington*	P	0	0	0	0-0	0-0	0	0	0	
Nov 7	at Dallas*	P	0	0	0	0-0	0-0	0	0	0	
Nov 14	vs. Philadelphia	P	0	0	0	0-0	0-0	0	0	0	
Nov 28	vs. L.A. Chargers*	P	0	0	0	0-0	0-0	0	0	0	
Dec 5	at Kansas City	P	0	0	0	0-0	0-0	0	0	0	
Game 14	RESERVE/COVID-19										
Dec. 19	vs. Cincinnati	P	0	0	0	0-0	0-0	0	0	0	
Dec 26	at Las Vegas	P	0	0	0	0-0	0-0	0	0	0	
Jan 2	at L.A. Chargers	P	1	0	1	0-0	0-0	0	0	0	
Jan 8	vs. Kansas City	P	0	0	0	0-0	0-0	0	0	0	
Season Totals			16/0	1	0	1	0-0	0-0	0	0	0

2022 DENVER (5-12)		TACKLES									
Date	Opponent	P/S	UT	A	TT	S-Yds.	I-Yds.	PD	FF	FR	
Sept 12	at Seattle	P	0	0	0	0-0	0-0	0	0	0	
Sept 18	vs. Houston*	P	0	1	1	0-0	0-0	0	0	0	
Sept 25	vs. San Francisco*	P	2	1	3	0-0	0-0	0	1	0	
Oct 2	at Las Vegas	P	0	0	0	0-0	0-0	0	0	0	
Oct 6	vs. Indianapolis	INACTIVE									
Oct 17	at L.A. Chargers	P	0	0	0	0-0	0-0	0	0	0	
Oct 23	vs. N.Y. Jets	P	1	0	1	0-0	0-0	0	0	0	
Oct 30	at Jacksonville*	P	0	0	0	0-0	0-0	0	0	0	
Nov 13	at Tennessee	P	2	0	2	0-0	0-0	1	0	0	
Nov 20	vs. Las Vegas	P	0	0	0	0-0	0-0	0	0	0	
Nov 27	at Carolina	P	2	0	2	0-0	0-0	0	0	0	
Dec 4	at Baltimore	P	0	0	0	0-0	0-0	0	0	0	
Dec 11	vs. Kansas City	P	0	0	0	0-0	0-0	0	0	0	
Dec 18	vs. Arizona*	P	0	0	0	0-0	0-0	0	0	0	
Dec 25	at L.A. Rams	P	0	1	1	0-0	0-0	0	0	0	
Jan 1	at Kansas City	P	0	0	0	0-0	0-0	0	0	0	
Jan 8	vs. L.A. Chargers*	P	0	0	0	0-0	0-0	0	0	0	
Season Totals			16/0	7	3	10	0-0	0-0	1	1	0

**CHRIS MANHERTZ****84****TIGHT END****6-6 • 260 • 8TH YR. • CANISIUS****BORN:** April 10, 1992, in Bronx, N.Y.**HIGH SCHOOL:** Cardinal Spellman High School, Bronx, N.Y.**ACQUIRED:** Unrestricted Free Agent (Jacksonville), 2023**NFL YEAR:** 8th • **YEAR WITH BRONCOS:** 1st**NFL GAMES PLAYED/STARTED:** 104/49 • **POSTSEASON GP/GS:** 2/1**MANHERTZ AT A GLANCE:**

- An eighth-year tight end who has played in 104 career regular-season games (49 starts) and two postseason games (1 start) with New Orleans (2016), Carolina (2016-20) and Jacksonville (2021-22).
- Recorded 24 catches for 255 yards (10.6 avg.) with two touchdowns during his career.
- Played in all 17 games (11 starts) for Jacksonville in 2022, totaling 42 yards on six receptions (7.0 avg.) on 427 offensive snaps and 155 special-teams plays.
- Recorded a career-high 71 receiving yards on six catches (11.8 avg.) with a touchdown in 17 games (10 starts) during his first season with Jacksonville in 2021.
- Set a career-high six receptions for 52 yards (8.7 avg.) in 16 games (12 starts) during 2020.
- Was a four-year basketball player (2010-14) at Canisius College, where he finished ranked fourth in school history with 789 rebounds and led the team in rebounding in three consecutive seasons.
- Transitioned to football after leaving Canisius and earned a tryout with Buffalo, signing with the team after the 2014 season.
- Entered the NFL with Buffalo on Dec. 30, 2014.
- Signed by Denver as an unrestricted free agent on March 15, 2023.

CAREER TRANSACTIONS: Signed by Buffalo 12/30/14; Waived by Buffalo 8/19/15; Signed by New Orleans 8/24/15; Waived by New Orleans 9/5/15; Signed by New Orleans (practice squad) 9/7/15; Signed by New Orleans 1/5/16; Waived by New Orleans 10/15/16; Acquired via waivers by Carolina 10/17/16; Re-signed by Carolina 3/9/18; Re-signed by Carolina 1/29/19; Signed by Jacksonville 3/17/21; Signed by Denver 3/15/23.



2022: Manhertz played in all 17 games (11 starts), totaling 42 yards on six receptions (7.0 avg.) on 427 offensive snaps and 155 special-teams plays... Also made two appearances (1 start) in both of Jacksonville's postseason contests... Had two catches for 15 yards (7.5 avg.) vs. Hou. (10/9)... Recorded a 21-yard catch at Ten. (12/11).

2021: Manhertz recorded a career-high 71 receiving yards on six catches (11.8 avg.) with a touchdown in 17 games (10 starts) during his first season with Jacksonville... Caught a 22-yard touchdown pass in Week 1 at Hou. (9/12)... Had an 11-yard catch vs. Mia. (10/17)... Made another 11-yard grab vs. Atl. (11/28)... Posted one catch for 11 yards vs. Hou. (12/19).

2020: Manhertz set a career-high six receptions for 52 yards (8.7 avg.) in 16 games (12 starts)... Caught a 17-yard pass vs. Ari. (10/4)... Made his second 10-plus yard reception of the year after bringing in a pass for 11 yards at Min. (11/29).

2019: Manhertz started in 6-of-15 games he played in primarily as a blocking tight end... Helped RB Christian McCaffrey rush for 1,387 yards, the third most in the NFL... Made one catch for 11 yards at Atl. (12/8)... Played in 347 offensive snaps and 101 special-teams plays.

2018: Manhertz appeared in all 16 games (4 starts), totaling two receptions for 52 yards (26.0 avg.), including a 50-yard touchdown... Caught his first career touchdown, receiving a pass from RB Christian McCaffrey and taking it 50 yards for the score vs. N.O. (12/17).

2017: Manhertz played in all 16 games (4 starts), finishing with two catches for 17 yards (8.5 avg.) while playing in 290 offensive snaps and 114 special-teams snaps... Caught an 11-yards pass at Chi. (10/22)... Made one catch for six yards vs. Min. (12/10).

2016: Manhertz spent time with both New Orleans (4 weeks) and Carolina (10 weeks), totaling seven games (2 starts) between the teams... Caught one pass for 10 yards and appeared in 55 offensive snaps and 68 special-teams snaps... Made his NFL debut and first career start at NYG (9/18)... Caught his first career pass vs. Atl. (12/24).

COLLEGE: Manhertz was a four-year basketball player (2010-14) at Canisius College, where he finished ranked fourth in school history with 789 rebounds... Appeared in 116 games (94 starts), averaging 6.5 points and 6.8 rebounds per game... Led the team in rebounding in three consecutive seasons as a sophomore (2011-12), junior (2012-13) and senior (2013-14)... Transitioned to football after leaving Canisius.

PERSONAL: Manhertz attended Cardinal Spellman High School in Bronx, N.Y., where he was a four-year letterman in basketball... Became the fourth male player in school history to score 1,000 career points... Chris Manhertz was born on April 10, 1992 in Bronx, N.Y.

MANHERTZ'S REGULAR SEASON RECORD

Year	Club	RECEIVING							SCORING					
		G	S	No.	Yds.	Avg.	LG	TD	TD	TDru	TDre	TDrt	2pt	Pts.
2016	N.O./Car.	7	2	1	10	10.0	10	0	0	0	0	0	0	0
2017	Carolina	16	4	2	17	8.5	11	0	0	0	0	0	0	
2018	Carolina	16	4	2	52	26.0	50t	1	1	0	1	0	6	
2019	Carolina	15	6	1	11	11.0	11	0	0	0	0	0	0	
2020	Carolina	16	12	6	52	8.7	17	0	0	0	0	0	0	
2021	Jacksonville	17	10	6	71	11.8	22t	1	1	0	1	0	6	
2022	Jacksonville	17	11	6	42	7.0	21	0	0	0	0	0	0	
CAREER TOTALS		104	49	24	255	10.6	50t	2	2	0	2	0	12	

MANHERTZ'S POSTSEASON RECORD

Year	Club	RECEIVING							SCORING					
		G	S	No.	Yds.	Avg.	LG	TD	TD	TDru	TDre	TDrt	2pt	Pts.
2022	Jacksonville	2	1	0	0	—	—	0	0	0	0	0	0	0
CAREER TOTALS		2	1	0	0	—	—	0	0	0	0	0	0	

CHRIS MANHERTZ'S CAREER GAME-BY-GAME

(Victories asterisked)

2016 N.O. (7-9) / CAR. (6-10)		RECEIVING							SCORING	
Date	Opponent	P/S	No.	Yds.	Avg.	LG	TD	2pt.	Pts.	
Sept 11	vs. Oakland									
Sept 18	at N.Y. Giants	S	0	0	—	—	0	0	0	
Sept 26	vs. Atlanta	S	0	0	—	—	0	0	0	
Oct 2	at San Diego*	P	0	0	—	—	0	0	0	
WAIVED BY NEW ORLEANS ON OCT. 15 / CLAIMED OFF WAIVERS BY CAROLINA ON OCT. 17										
Weeks 8-10										
Nov 17	vs. New Orleans*	P	0	0	—	—	0	0	0	
Nov 27	at Oakland	P	0	0	—	—	0	0	0	
Weeks 13-15										
Dec 24	vs. Atlanta	P	1	10	10.0	10	0	0	0	
Jan 1	at Tampa Bay	P	0	0	—	—	0	0	0	
Season Totals			7/2	1	10	10.0	10	0	0	

2017 CAROLINA (11-5)		RECEIVING							SCORING	
Date	Opponent	P/S	No.	Yds.	Avg.	LG	TD	2pt.	Pts.	
Sept 10	at San Francisco*	P	0	0	—	—	0	0	0	
Sept 17	vs. Buffalo*	P	0	0	—	—	0	0	0	
Sept 24	vs. New Orleans	P	0	0	—	—	0	0	0	
Oct 1	at New England*	S	0	0	—	—	0	0	0	
Oct 8	at Detroit*	P	0	0	—	—	0	0	0	
Oct 12	vs. Philadelphia	P	0	0	—	—	0	0	0	
Oct 22	at Chicago	P	1	11	11.0	11	0	0	0	
Oct 29	at Tampa Bay*	S	0	0	—	—	0	0	0	
Nov 5	vs. Atlanta*	P	0	0	—	—	0	0	0	
Nov 13	vs. Miami*	P	0	0	—	—	0	0	0	
Nov 26	at N.Y. Jets*	S	0	0	—	—	0	0	0	
Dec 3	at New Orleans	S	0	0	—	—	0	0	0	
Dec 10	vs. Minnesota*	P	1	6	6.0	6	0	0	0	
Dec 17	vs. Green Bay*	P	0	0	—	—	0	0	0	
Dec 24	vs. Tampa Bay*	P	0	0	—	—	0	0	0	
Dec 31	at Atlanta	P	0	0	—	—	0	0	0	
Season Totals			16/4	2	17	8.5	11	0	0	

2018 CAROLINA (7-9)		RECEIVING							SCORING	
Date	Opponent	P/S	No.	Yds.	Avg.	LG	TD	2pt.	Pts.	
Sept 9	vs. Dallas*	P	0	0	—	—	0	0	0	
Sept 16	at Atlanta	P	0	0	—	—	0	0	0	
Sept 23	vs. Cincinnati*	P	0	0	—	—	0	0	0	
Oct 7	vs. N.Y. Giants*	S	0	0	—	—	0	0	0	
Oct 14	at Washington	P	1	2	2.0	2	0	0	0	
Oct 21	at Philadelphia*	P	0	0	—	—	0	0	0	
Oct 28	vs. Baltimore*	P	0	0	—	—	0	0	0	
Nov 4	vs. Tampa Bay*	P	0	0	—	—	0	0	0	
Nov 8	at Pittsburgh	S	0	0	—	—	0	0	0	
Nov 18	at Detroit	P	0	0	—	—	0	0	0	
Nov 25	vs. Seattle	P	0	0	—	—	0	0	0	
Dec 2	at Tampa Bay	P	0	0	—	—	0	0	0	
Dec 9	at Cleveland	P	0	0	—	—	0	0	0	
Dec 17	vs. New Orleans	P	1	50	50.0	50t	1	0	6	
Dec 23	vs. Atlanta	S	0	0	—	—	0	0	0	
Dec 30	at New Orleans*	S	0	0	—	—	0	0	0	
Season Totals			16/4	2	52	26.0	50t	1	6	

2019 CAROLINA (5-11)		RECEIVING						SCORING		
Date	Opponent	P/S	No.	Yds.	Avg.	LG	TD	2pt.	Pts.	
Sept 8	vs. L.A. Rams	S	0	0	—	—	0	0	0	
Sept 12	vs. Tampa Bay	S	0	0	—	—	0	0	0	
Sept 22	at Arizona*	P	0	0	—	—	0	0	0	
Sept 29	at Houston*	S	0	0	—	—	0	0	0	
Oct 6	vs. Jacksonville*				INACTIVE					
Oct 13	at Tampa Bay*	P	0	0	—	—	0	0	0	
Oct 27	at San Francisco	P	0	0	—	—	0	0	0	
Nov 3	vs. Tennessee*	S	0	0	—	—	0	0	0	
Nov 10	at Green Bay	S	0	0	—	—	0	0	0	
Nov 17	vs. Atlanta	P	0	0	—	—	0	0	0	
Nov 24	at New Orleans	P	0	0	—	—	0	0	0	
Dec 1	vs. Washington	P	0	0	—	—	0	0	0	
Dec 8	at Atlanta	P	1	11	11.0	11	0	0	0	
Dec 15	vs. Seattle	P	0	0	—	—	0	0	0	
Dec 22	at Indianapolis	P	0	0	—	—	0	0	0	
Dec 29	vs. New Orleans	S	0	0	—	—	0	0	0	
Season Totals		15/6	1	11	11.0	11	0	0	0	

2020 CAROLINA (5-11)		RECEIVING						SCORING	
Date	Opponent	P/S	No.	Yds.	Avg.	LG	TD	2pt.	Pts.
Sept 13	vs. Las Vegas	S	1	4	4.0	4	0	0	0
Sept 20	at Tampa Bay	S	1	8	8.0	8	0	0	0
Sept 27	at L.A. Chargers*	P	0	0	—	—	0	0	0
Oct 4	vs. Arizona*	S	1	17	17.0	17	0	0	0
Oct 11	at Atlanta*	P	0	0	—	—	0	0	0
Oct 18	vs. Chicago	S	1	6	6.0	6	0	0	0
Oct 25	at New Orleans	S	0	0	—	—	0	0	0
Oct 29	vs. Atlanta	P	1	6	6.0	6	0	0	0
Nov 8	at Kansas City	S	0	0	—	—	0	0	0
Nov 15	vs. Tampa Bay	P	0	0	—	—	0	0	0
Nov 22	vs. Detroit*	S	0	0	—	—	0	0	0
Nov 29	at Minnesota	S	1	11	11.0	11	0	0	0
Dec 13	vs. Denver	S	0	0	—	—	0	0	0
Dec 19	at Green Bay	S	0	0	—	—	0	0	0
Dec 27	at Washington*	S	0	0	—	—	0	0	0
Jan 3	vs. New Orleans	S	0	0	—	—	0	0	0
Season Totals		16/12	6	52	8.7	17	0	0	0

2021 JACKSONVILLE (3-14)		RECEIVING						SCORING	
Date	Opponent	P/S	No.	Yds.	Avg.	LG	TD	2pt.	Pts.
Sept 12	at Houston	S	1	22	22.0	22t	1	0	6
Sept 19	vs. Denver	S	0	0	—	—	0	0	0
Sept 26	vs. Arizona	S	0	0	—	—	0	0	0
Sept 30	at Cincinnati	S	1	7	7.0	7	0	0	0
Oct 10	vs. Tennessee	S	0	0	—	—	0	0	0
Oct 17	vs. Miami*	S	1	11	11.0	11	0	0	0
Oct 31	at Seattle	P	0	0	—	—	0	0	0
Nov 7	vs. Buffalo*	P	1	9	9.0	9	0	0	0
Nov 14	at Indianapolis	S	0	0	—	—	0	0	0
Nov 21	vs. San Francisco	P	0	0	—	—	0	0	0
Nov 28	vs. Atlanta	S	1	11	11.0	11	0	0	0
Dec 5	at L.A. Rams	S	0	0	—	—	0	0	0
Dec 12	at Tennessee	P	0	0	—	—	0	0	0
Dec 19	vs. Houston	P	1	11	11.0	11	0	0	0
Dec 26	at N.Y. Jets	P	0	0	—	—	0	0	0
Jan 2	at New England	P	0	0	—	—	0	0	0
Jan 9	vs. Indianapolis*	S	0	0	—	—	0	0	0
Season Totals		17/10	6	71	11.8	22t	1	0	6

DID YOU KNOW?

The Broncos scored four touchdowns of at least 40 yards (two pass plays, one rushing play and one punt return) during their *Monday Night Football* win against Tennessee on Nov. 19, 2007, marking the first time in club history that feat was accomplished. Denver also became the first NFL team in four seasons to score four 40-yard touchdowns in the same game with its performance against the Titans.

2022 JACKSONVILLE (9-8)			RECEIVING				SCORING		
Date	Opponent	P/S	No.	Yds.	Avg.	LG	TD	2pt.	Pts.
Sept 11	at Washington	P	0	0	—	—	0	0	0
Sept 18	vs. Indianapolis*	S	0	0	—	—	0	0	0
Sept 25	at L.A. Chargers*	P	0	0	—	—	0	0	0
Oct 2	at Philadelphia	S	1	0	0.0	0	0	0	0
Oct 9	vs. Houston	S	2	15	7.5	12	0	0	0
Oct 16	at Indianapolis	S	0	0	—	—	0	0	0
Oct 23	vs. N.Y. Giants	S	0	0	—	—	0	0	0
Oct 30	vs. Denver	P	1	-1	-1.0	-1	0	0	0
Nov 6	vs. Las Vegas*	S	1	7	7.0	7	0	0	0
Nov 13	at Kansas City	S	0	0	—	—	0	0	0
Nov 27	vs. Baltimore*	S	0	0	—	—	0	0	0
Dec 4	at Detroit	S	0	0	—	—	0	0	0
Dec 11	at Tennessee*	P	1	21	21.0	21	0	0	0
Dec 18	vs. Dallas*	P	0	0	—	—	0	0	0
Dec 22	at N.Y. Jets*	S	0	0	—	—	0	0	0
Jan 1	at Houston*	P	0	0	—	—	0	0	0
Jan 7	vs. Tennessee*	S	0	0	—	—	0	0	0
Season Totals			17/11	6	42	7.0	21	0	0
Jan 14	vs. L.A. Chargers*§	S	0	0	—	—	0	0	0
Jan 21	at Kansas City†	P	0	0	—	—	0	0	0
Season Totals			2/1	0	0	—	—	0	0

§AFC Wild Card Game; †AFC Divisional Playoff Game



DAMARRI MATHIS

27

CORNERBACK

5-11 • 195 • 2ND YR. • PITTSBURGH

BORN: April 12, 1999, in Lakeland, Fla.

HIGH SCHOOL: Lakeland (Fla.) Senior High School

ACQUIRED: Draft #4 (115th overall), 2022

NFL YEAR: 2nd • **YEAR WITH BRONCOS:** 2nd

NFL GAMES PLAYED/STARTED: 16/11



MATHIS AT A GLANCE:

- A second-year cornerback who appeared in 16 games (11 starts) with the Broncos during his rookie season in 2022, posting 65 tackles (54 solo) and seven passes defended.
- Saw action in 49 career games (25 starts) over four seasons at the University of Pittsburgh (2017-19, '21), recording 87 tackles (66 solo), five interceptions (65 yds., 1 TD) and 19 passes defended during his collegiate career.
- Started all 13 games played in 2021, registering 44 tackles, (32 solo), two interceptions (50 yds., 1 TD) and six passes defended.
- Did not see action in 2020 after suffering a season-ending injury in preseason.
- Opened 10-of-13 games played in 2019, collecting 23 tackles (19 solo), two interceptions (15 yds.) and 11 passes defended.
- Totaled 18 tackles (13 solo), one interception and one pass defended in 14 games (2 starts) played in 2018.
- Prepped at Lakeland (Fla.) Senior High School, where he compiled 73 tackles, five interceptions and 27 pass breakups during his varsity career.
- Selected by the Broncos in the fourth round (115th overall) of the 2022 NFL Draft.

CAREER TRANSACTIONS: Signed by Denver as a draft choice 6/23/22.



2022: Mathis appeared in 16 games (11 starts) with the Broncos during his rookie season after being drafted in the fourth round (115th overall) of the 2022 NFL Draft, posting 65 tackles (54 solo) and seven passes defended... Made his NFL debut at Sea. (9/12)... Tallied five solo tackles and a pass defended vs. Hou. (9/18)... Had six solo tackles vs. Ind. (10/6)... Made six tackles (5 solo) and two passes defended in his first NFL start at LAC (10/17)... Had a pass defended and two tackles (1 solo) at Ten. (11/13)... Notched eight tackles (7 solo) and a pass defended vs. L.V. (11/20)... Made six tackles (5 solo) at Car. (11/27)... Totaled six solo tackles at Bal. (12/4)... Broke up a pass from Chiefs QB Patrick Mahomes and totaled five unassisted tackles vs. K.C. (12/11)... Tallied his seventh pass defended of the year and made three tackles (1 solo) vs. Ari. (12/18)... Made five tackles (3 solo) at LAR (12/25).

COLLEGE: Mathis appeared in 49 career games (25 starts) over four seasons (2017-19, '21) at the University of Pittsburgh... Named honorable mention All-ACC following his final collegiate campaign after starting all 13 games played for Pittsburgh, totaling 44 tackles (32 solo), two interceptions (50 yds., 1 TD) and six passes defended... Started 10-of-13 games played in 2019, recording 23 tackles (19 solo), two interceptions (15 yds.) and 11 passes defended.

PERSONAL: Mathis attended Lakeland (Fla.) Senior High School, where he was a three-year starter at cornerback... Compiled 73 tackles, five interceptions and 27 pass breakups during his varsity career... Totaled a 28-7 (.800) mark in his three seasons as a starter and helped the school reach the Florida Class 7A playoffs each season... Damarri (pronounced: DUH-mar-EE) Mathis was born on April 12, 1999, in Lakeland, Fla.


MATHIS' REGULAR SEASON RECORD

Year	Club	G	S	UT	A	TT	S-Yds.	I-Yds.	PD	FF	FR	TD-Int.	TD-FR	S	Pts.
2022	Denver	16	11	54	11	65	0-0	0-0	7	0	0	0	0	0	0
CAREER TOTALS		16	11	54	11	65	0-0	0-0	7	0	0	0	0	0	0

DAMARRI MATHIS' CAREER GAME-BY-GAME

(Victories asterisked)

2022 DENVER (5-12)		TACKLES													
Date	Opponent	P/S	UT	A	TT	S-Yds.	I-Yds.	PD	FF	FR	TD-Int.	TD-FR	S	Pts.	
Sept 12	at Seattle	P	0	0	0	0-0	0-0	0	0	0	0	0	0	0	
Sept 18	vs. Houston*	P	5	0	5	0-0	0-0	1	0	0	0	0	0	0	
Sept 25	vs. San Francisco*	P	0	0	0	0-0	0-0	0	0	0	0	0	0	0	
Oct 2	at Las Vegas	P	1	0	1	0-0	0-0	0	0	0	0	0	0	0	
Oct 6	vs. Indianapolis	P	6	0	6	0-0	0-0	0	0	0	0	0	0	0	
Oct 17	at L.A. Chargers	S	5	1	6	0-0	0-0	2	0	0	0	0	0	0	
Oct 23	vs. N.Y. Jets	S	3	1	4	0-0	0-0	0	0	0	0	0	0	0	
Oct 30	at Jacksonville*	S	3	1	4	0-0	0-0	0	0	0	0	0	0	0	
Nov 13	at Tennessee	S	1	1	2	0-0	0-0	1	0	0	0	0	0	0	
Nov 20	vs. Las Vegas	S	7	1	8	0-0	0-0	1	0	0	0	0	0	0	
Nov 27	at Carolina	S	5	1	6	0-0	0-0	0	0	0	0	0	0	0	
Dec 4	at Baltimore	S	6	0	6	0-0	0-0	0	0	0	0	0	0	0	
Dec 11	vs. Kansas City	S	5	0	5	0-0	0-0	1	0	0	0	0	0	0	
Dec 18	vs. Arizona*	S	1	2	3	0-0	0-0	1	0	0	0	0	0	0	
Dec 25	at L.A. Rams	S	3	2	5	0-0	0-0	0	0	0	0	0	0	0	
Jan 1	at Kansas City	S	3	1	4	0-0	0-0	0	0	0	0	0	0	0	
Jan 8	vs. L.A. Chargers*	INACTIVE													
Season Totals			16/11	54	11	65	0-0	0-0	7	0	0	0	0	0	



MIKE MCGLINCHEY

69

TACKLE

6-8 • 310 • 6TH YR. • NOTRE DAME

BORN: Jan. 12, 1995, in Philadelphia

HIGH SCHOOL: William Penn Charter, Philadelphia

ACQUIRED: Unrestricted Free Agent (San Francisco), 2023

NFL YEAR: 6th • **YEAR WITH BRONCOS:** 1st

NFL GAMES PLAYED/STARTED: 69/69 • **POSTSEASON GP/GS:** 6/6



MCGLINCHEY AT A GLANCE:

- A sixth-year right tackle who started in all 69 regular-season games and six postseason games he appeared in for San Francisco (2018-22).
- Named San Francisco's Ed Block Courage Award winner in 2022.
- Started all 17 regular-season games and three postseason games at RT for the 49ers in 2022 and helped the team reach the NFC Championship game for the second-consecutive year.
- Appeared in eight games (8 starts at RT) in 2021 before being placed on injured reserve (quadriceps) on Nov. 10.
- Started in all 16 games at RT, totaling 1,089 offensive snaps (99.5%) in 2020.
- Started all 12 regular-season games and three postseason contests he appeared in at RT and helped the 49ers reach Super Bowl LIV in 2019.
- Was named to the All-Rookie Team by the PFWA after starting all 16 games at RT in 2018.
- Made 51 appearances (39 starts) at Notre Dame (2013-17), helping the Irish to a 32-19 record from 2014-17.

- Was named first-team All American by the Associated Press in 2017 after starting all 13 games plays at LT and being part of a line that won the Joe Moore Award.
- Earned All-America second team honors from the Associated Press in 2016 after starting all 12 games at LT.
- Entered the NFL as a first-round draft pick (9th overall) by San Francisco on July 23, 2018.
- Signed by Denver as an unrestricted free agent on March 15, 2023.

CAREER TRANSACTIONS: Signed by San Francisco as a draft choice 7/23/18; Signed by Denver as an unrestricted free agent 3/16/23.



2022: McGlinchey started all 17 games at RT for the 49ers, appearing in 94.4% (1,038) of all offensive snaps during the season... Also made three starts in the postseason, totaling 174 offensive snaps... Was named the 49ers' Ed Block Courage Award winner... Helped the 49ers win the NFC West Division and reach the NFC Championship game for the second straight year... Was on an offense that ranked fourth in yards per play (5.9), fifth in total yards (365.6 ypg), sixth in points (26.5 ppg) and eighth in rushing yards (138.8 ypg).

2021: McGlinchey appeared in eight games (8 starts at RT) before being placed on injured reserve (quadriceps) on Nov. 10... Played in 466 offensive snaps.

2020: McGlinchey started all 16 games at RT, totaling 1,089 offensive snaps (99.5%).

2019: McGlinchey started all 12 regular-season games and three postseason games he played in at RT... Helped the 49ers reach Super Bowl LIV vs. K.C. (2/2)... Was a part of an offense that ranked second in points (29.9 ppg) and rushing yards (144.1 ypg), fourth in total offense (381.1 ypg) and fifth in yards per play (6.0)... Made his first career postseason start vs. Min. (1/11).

2018: McGlinchey was named to the All-Rookie Team by the PFWA after starting all 16 games at RT... Was drafted in the first round (9th overall) by the 49ers... Played in 1,054 offensive snaps, the most among 49ers offensive linemen that season... Made his NFL debut and first career start at Min. (9/9).

COLLEGE: McGlinchey started 39-of-51 games he appeared in at Notre Dame... Was named team captain during the 2016 and '17 seasons... Named first-team All American by the Associated Press after starting all 13 games played at LT... The offensive line he was a part of won the Joe Moore Award that season, given annually to the best offensive line in college football... Earned second-team All-America honors in 2016 when he started all 12 games at LT... Started all 13 games played at RT during the 2015 season... Registered a blocked field goal and played in 13 games (1 start) in 2014.

PERSONAL: McGlinchey prepped at William Penn Charter School in Philadelphia... Was named first-team offensive lineman on the 2012 Pennsylvania Sports Writers AAAA All-State football team... Also named first-team offensive lineman on the *Philadelphia Inquirer* All-Southeastern Pennsylvania team and first-team offensive lineman on the *Philadelphia Daily News* All-City squad... Named captain as a senior in 2012... Began his high school career as a tight end, but changed to tackle... Also played basketball... Mike McGlinchey was born on Jan. 12, 1995 in Philadelphia.

McGLINCHEY'S REGULAR SEASON RECORD

Year	Club	G	S
2018	San Francisco	16	16
2019	San Francisco	12	12
2020	San Francisco	16	16
2021	San Francisco	8	8
2022	San Francisco	17	17
CAREER TOTALS		69	69

McGLINCHEY'S POSTSEASON RECORD

Year	Club	G	S
2019	San Francisco	3	3
2022	San Francisco	3	3
CAREER TOTALS		6	6

DID YOU KNOW?

The Broncos' nine AFC Championship Game appearances during Pat Bowlen's 35 years of ownership (1984-2019) were more than the combined conference title game appearance totals of their three AFC West rivals. Oakland, San Diego and Kansas City combined to play in seven AFC Championship Games from 1984-2019.



JA'QUAN McMILLIAN 35

CORNERBACK

5-10 • 183 • 2ND YR. • EAST CAROLINA

BORN: June 4, 2000, in Winston-Salem, N.C.

HIGH SCHOOL: West Forsyth High School, Winston-Salem, N.C.

ACQUIRED: College Free Agent, 2022

NFL YEAR: 2nd • **YEAR WITH BRONCOS:** 2nd

NFL GAMES PLAYED/STARTED: 1/1



McMILLIAN AT A GLANCE:

- A second-year cornerback who started one game with the Broncos during his rookie season in 2022, posting 7 tackles (6 solo).
- Started 29-of-33 games played in his three seasons (2019-21) with East Carolina University, totaling 127 tackles (97 solo), 12 interceptions (125 yds., 1 TD), 23 passes defended, two forced fumbles and two fumble recoveries.
- Named second-team All-AAC in 2021 after starting all 12 games played, notching 56 tackles (38 solo), five interceptions (42 yds., 1 TD), 11 passes defended, one forced fumble and two fumble recoveries.
- Started 5-of-9 games played in 2020, posting 33 tackles (27 solo), four interceptions (31 yds.) and three passes defended.
- Started all 12 games played in 2019, totaling 38 tackles (32 solo), three interceptions (52 yds.), nine passes defended and one forced fumble.
- Prepped at West Forsyth High School in Winston-Salem, N.C., collected 22 interceptions and two INT-TDs and named to the *Winston-Salem Journal* All-Northwest Area team on three occasions and was a four-time All-Central Piedmont performer.
- Signed by the Broncos as a college free agent on May 13, 2022.

CAREER TRANSACTIONS: Signed by Denver as a college free agent 5/13/22.



2022: McMillian started one game with the Broncos during his rookie season, posting 7 tackles (6 solo) in Week 18 vs. LAC (1/8)... Spent Weeks 1-17 competing on Denver's practice squad.

COLLEGE: McMillian started 29-of-33 games played in his three seasons (2019-21) at East Carolina University... Totaled 127 tackles (97 solo), 12 interceptions (125 yds., 1TD), 23 passes defended, two forced fumbles and two fumble recoveries during his collegiate career... Started all 12 games played in 2021, notching 56 tackles (38 solo), five interceptions (42 yds., 1 TD), 11 passes defended, one forced fumble and two fumble recoveries... Selected as a semifinalist for the Jim Thorpe Award, which is an honor bestowed upon the nation's top defensive back... Named second-team All-AAC and was selected to five All-America teams following his final season... Opened 5-of-9 games played in 2020, posting 33 tackles (27 solo), four interceptions (31 yds.) and three passes defended... Tallied 38 tackles (32 solo), three interceptions (52 yds.), nine passes defended and one forced fumble while starting all 12 games played in 2019.

PERSONAL: McMillian prepped at West Forsyth High School in Winston-Salem, N.C., where he earned six letters as a three-sport athlete... Named to the *Winston-Salem Journal* All-Northwest Area team on three occasions and was a four-time All-Central Piedmont performer... Named West Forsyth Male Athlete of the Year as a junior... Collected 22 interceptions and two INT-TDs in high school... Also competed in basketball and track... Ja'Quan (pronounced: juh-QUAN) McMillian was born on June 4, 2000, in Winston-Salem, N.C.


McMILLIAN'S REGULAR SEASON RECORD

Year	Club	G	S	UT	A	TT	S-Yds.	I-Yds.	PD	FF	FR	TD-Int.	TD-FR	S	Pts.
2022	Denver	1	1	6	1	7	0-0	0-0	0	0	0	0	0	0	0
CAREER TOTALS		1	1	6	1	7	0-0	0-0	0	0	0	0	0	0	0

JA'QUAN McMILLIAN'S CAREER GAME-BY-GAME

(Victories asterisked)

2022 DENVER (5-12)		TACKLES													
Date	Opponent	P/S	UT	A	TT	S-Yds.	I-Yds.	PD	FF	FR					
Games 1-16															
PRACTICE SQUAD															
Jan 8	vs. L.A. Chargers*	S	6	1	7	0-0	0-0	0	0	0					
Season Totals		1/1	6	1	7	0-0	0-0	0	0	0					

**QUINN MEINERZ****77****GUARD/CENTER****6-3 • 320 • 3rd Yr. • WISCONSIN-WHITWATER****BORN:** Nov. 15, 1998, in Hartford, Wisc.**HIGH SCHOOL:** Hartford Union High School, Hartford, Wisc.**ACQUIRED:** Draft #3a (98th overall), 2021**NFL YEAR:** 3rd • **YEAR WITH BRONCOS:** 3rd**NFL GAMES PLAYED/STARTED:** 28/22**MEINERZ AT A GLANCE:**

- A third-year interior offensive lineman who started 22-of-28 games played at guard for Denver from 2021-22.
- Started all 13 games played at RG during the 2022 season, totaling 752 offensive snaps and allowing only three sacks on 479 pass-blocking snaps.
- Appeared in 15 games (9 starts) (8 at RG; 1 at LG) during his rookie campaign in 2021.
- Appeared in 31 games (29 starts) over three seasons (2017-19) at the University of Wisconsin-Whitewater.
- Became the fifth Division-III player to be selected in the top 100 of an NFL draft.
- Started all 15 games in 2019, helping the Warhawks lead the Wisconsin Intercollegiate Athletic Conference in rushing (195.7 ypg) and first downs (310), while averaging 30.1 points and 376.7 yards per game.
- Earned All-Wisconsin Intercollegiate Athletic Conference, Associated Press and American Football Coaches Association first-team honors in 2019.
- Opened all 14 games in 2018, helping an offensive line that led the WIAC in scoring (39.2 ppg), rushing (240.5 ypg) and total offense (435.8 ypg), while ranking in the top 25 in scoring, first downs (260) and passing yards per completion (15.1).
- Played two games during his true freshman season at Wisconsin-Whitewater in 2017, earning WIAC Scholastic Honor Roll honors.
- Prepped at Hartford Union High School in Hartford, Wisc., where he competed in football, track & field and wrestling, while earning honorable mention all-state for offensive and defensive linemen.
- Selected by the Broncos in the third round (98th overall) of the 2021 NFL Draft.

CAREER TRANSACTIONS: Signed by Denver as a draft choice 7/24/21.

2022: Meinerz started all 13 games played at RG, totaling 752 offensive snaps and allowing only three sacks on 479 pass-blocking snaps... Did not play or was inactive from Weeks 2-5.


2021: Meinerz, who was selected by the Broncos in the third round (98th overall), appeared in 15 games (9 starts) (8 at RG; 1 at LG) during his rookie campaign... Made his NFL debut in a reserve role vs. NYJ (9/26)... Made first career start and opened the game at left guard vs. Bal. (10/3)... Collected second career start and opened his first career game at right guard vs. Phi. (11/14)... Started the final eight games of the season at right guard.

COLLEGE: Meinerz's 2020 collegiate season was canceled due to the COVID-19 pandemic... Started all 15 games played for the University of Wisconsin-Whitewater in 2019, earning All-Wisconsin Intercollegiate Athletic Conference, Associated Press and American Football Coaches Association first-team honors... Helped the Warhawks lead the WIAC in rushing (195.7 ypg) and first downs (310), while averaging 30.1 points and 376.7 yards per game... Aided the team in advancing to Stagg Bowl XLVII, the Division-III national championship game... Won the team's Glen Wills Offensive Lineman Award along with the Most Valuable Player award... Named to WIAC Scholastic Honor Roll... Opened all 14 games for the Warhawks during his sophomore season in 2018... Named first-team All-Wisconsin Intercollegiate Athletic Conference and was a National Strength and Conditioning Association All-American for his commitment to strength and conditioning... Helped the team lead the conference in scoring (39.2 ppg), rushing (240.5 ypg) and total offense (435.8 ypg), while ranking in the top 25 in scoring, first downs (260) and passing yards per completion (15.1)... Played two games during his true freshman season in 2017... Named to the WIAC Scholastic Honor Roll.

PERSONAL: Meinerz attended Hartford Union High School in Hartford, Wisc., where he was named honorable mention all-state for offensive and defensive linemen during his tenure... Competed in football, track & field and wrestling... Participated in the 2021 Senior Bowl... Quinn Meinerz (pronounced: minors) was born on Nov. 15, 1998, in Hartford, Wisc.

MEINERZ'S REGULAR SEASON RECORD

Year	Club	G	S
2021	Denver	15	9
2022	Denver	13	13
CAREER TOTALS		28	22



ALBERT OKWUEGBUNAM 85

TIGHT END

6-5 • 258 • 4TH YR. • MISSOURI

BORN: April 25, 1998, in Springfield, Ill.

HIGH SCHOOL: Sacred Heart-Griffin High School, Springfield, Ill.

ACQUIRED: Draft #4 (118th overall), 2020

NFL YEAR: 4th • **YEAR WITH BRONCOS:** 4th

NFL GAMES PLAYED/STARTED: 26/7



OKWUEGBUNAM AT A GLANCE:

- A fourth-year tight end who has appeared in 26 games (7 starts) for the Broncos (2020-22), recording 54 receptions for 546 yards (10.1 avg.) with four touchdowns in his career.
- Played in eight games (1 start) in 2022, finishing the season with 10 catches for 95 yards (9.5 avg.) with one touchdown.
- Appeared in 14 games (6 starts) in 2021, totaling 33 receptions for 330 yards (10.0 avg.) with two touchdowns.
- Played four games for the Broncos in 2020, recording 11 receptions for 121 yards (11.0 avg.) with one score before being placed on injured reserve on Nov. 10 with a season-ending knee injury.
- Started 33 games (24 starts) during his collegiate career at the University of Missouri, totaling 98 receptions for 1,187 yards (12.1 avg.) with 23 touchdowns.
- Led all Missouri receivers in touchdown catches as a redshirt junior in 2019 with six scores on 26 receptions to go along with 306 yards (11.8 avg.).
- Was named a finalist for the John Mackey Award in 2018 while playing with Broncos quarterback Drew Lock, who set a then-SEC record for touchdown passes in a single-season (44).
- Spent two seasons (2017-18) with Lock, catching 72 passes for 881 yards (12.2 avg.) with 17 touchdowns during that time.
- Attended Sacred-Heart Griffin High School in Springfield, Ill., where he was a two-time state champion as a sophomore and junior.
- Selected by the Broncos in the fourth round (118th overall) of the 2019 NFL Draft.

CAREER TRANSACTIONS: Signed by Denver as a draft pick 7/22/20.



2022: Okwuegbunam played in eight games (1 start), totaling 10 catches for 95 yards (9.5 avg.) with one touchdown... Made five catches for 33 yards (6.6 avg.) at Sea. (9/12)... Set a season-high 45 yards on three catches, including a 25-yard touchdown catch from QB Russell Wilson, at K.C. (1/1).

2021: Okwuegbunam appeared in 14 games (6 starts), totaling 33 receptions for 330 yards (10.0 avg.) with two touchdowns... Collected his second career touchdown on a four-yard pass, and added three receptions for 16 yards (5.3 avg.) at NYG (9/12)... Made first career start vs. Bal. (10/3)... Missed Weeks 5-7 after being placed on injured reserve (hamstring) on Oct. 9... Returned to the lineup in Week 8, recording three catches for 34 yards (11.3 avg.) vs. Was. (10/31)... Led the team in receiving yards, garnered a career-long 64-yard catch, and collected three receptions for a career-high 77 yards (25.7 avg.) vs. Phi. (11/14)... Tallied his third career touchdown and added five receptions for 41 yards (8.2 avg.) vs. Det. (12/12).

2020: Okwuegbunam, who was drafted by the Broncos in the fourth round (118th overall) of the 2020 NFL Draft, appeared in four games as a rookie, collecting 11 receptions for 121 yards (11.0 avg.) with one touchdown... Placed on injured reserve on Nov. 10 after sustaining a season-ending right knee injury (torn ACL)... Made his NFL debut at N.E. (10/18), collecting two receptions for 45 yards (22.5 avg.), including a season-long 27-yard grab in the second quarter... Caught all seven targets vs. K.C. (10/25) and recorded season highs in catches (7) and yards (60)... Registered his first career NFL touchdown on a nine-yard grab in the fourth quarter vs. LAC (11/1)... Posted a seven-yard grab at Atl. (11/8) before leaving the game with a knee injury.

COLLEGE: Okwuegbunam appeared in 11 games (9 starts) as a redshirt junior at the University of Missouri... Caught 26 passes for 306 yards (11.8 avg.) with six touchdowns... Notched two touchdown receptions vs. West Virginia (9/7) to mark his sixth career game with multiple touchdowns, the most among Missouri tight ends... Started all nine games in 2018, recording a career-high 43 receptions for 466 (10.8 avg.) and six touchdowns

prior to suffering a season-ending injury... Was named a finalist for the John Mackey Award while playing with quarterback Drew Lock, who set a then-Southeastern Conference record for touchdown passes in a single-season (44)... Started 6-of-13 games played during his redshirt freshman season totaling 29 receptions for 415 yards (14.3 avg.)... Tallied 11 touchdowns during the season to lead the SEC as well as all tight ends and freshman receivers in the country... Earned second-team All-SEC and Freshman All-SEC honors... Logged four games with at least two touchdowns, including a three-touchdown performance vs. Idaho (10/21).

PERSONAL: Okwuegbunam attended Sacred Heart-Griffin High School in Springfield, Ill., where he was a standout basketball player and wide receiver... Named an All-State Special Mention from the *News-Gazette* as a senior after hauling in 44 passes for 891 yards (20.3 per catch) with 17 touchdowns at the Class 6A level... Helped lead Sacred-Heart Griffin to Class 5A State Championships in both 2013 and 2014... Hauled in 31 catches for 568 yards (18.3 avg.) with 11 touchdowns as a junior... Albert Okwuegbunam (pronounced: OH-koo-AY-boo-nom) was born on April 25, 1998 in Springfield, Ill.

OKWUEGBUNAM'S REGULAR SEASON RECORD

Year	Club	RECEIVING							SCORING					
		G	S	No.	Yds.	Avg.	LG	TD	TD	TDre	TDru	TDrt	2pt	Pts.
2020	Denver	4	0	11	121	11.0	27	1	1	1	0	0	0	6
2021	Denver	14	6	33	330	10.0	64	2	2	2	0	0	0	12
2022	Denver	8	1	10	95	9.5	25t	1	1	1	0	0	0	6
CAREER TOTALS		26	7	54	546	10.1	64	4	4	4	0	0	0	24

OKWUEGBUNAM'S SINGLE GAME HIGHS

(Postseason in parentheses)

Receptions — 7, vs. Kansas City, 10/25/20 (none). **Receiving yards** — 77, vs. Philadelphia, 11/14/21 (none). **Longest reception** — 64, vs. Philadelphia, 11/14/21 (none). **Receiving touchdowns** — 1, 4x, last: at Kansas City, 1/1/23 (none).

ALBERT OKWUEGBUNAM'S CAREER GAME-BY-GAME

(Victories asterisked)

2020 DENVER (5-11)			RECEIVING					SCORING	
Date	Opponent	P/S	No.	Yds.	Avg.	LG	TD	2pt.	Pts.
Games 1-4									
INACTIVE									
Oct 18	at New England*	P	2	45	22.5	27	0	0	0
Oct 25	vs. Kansas City	P	7	60	8.6	17	0	0	0
Nov 1	vs. L.A. Chargers*	P	1	9	9.0	9t	1	0	6
Nov 8	at Atlanta	P	1	7	7.0	7	0	0	0
PLACED ON INJURED RESERVE (KNEE) ON NOV. 10									
Season Totals		4/0	11	121	11.0	27	1	0	6

2021 DENVER (7-10)			RECEIVING					SCORING	
Date	Opponent	P/S	No.	Yds.	Avg.	LG	TD	2pt.	Pts.
Sept 12	at N.Y. Giants*	P	3	16	5.3	6	1	0	6
Sept 19	at Jacksonville*	P	4	24	6.0	14	0	0	0
Sept 26	vs. N.Y. Jets*	P	1	6	6.0	6	0	0	0
Oct 3	vs. Baltimore	S	1	11	11.0	11	0	0	0
Games 5-7									
INJURED RESERVE									
Oct 31	vs. Washington*	S	3	34	11.3	19	0	0	0
Nov 7	at Dallas*	S	4	25	6.3	17	0	0	0
Nov 14	vs. Philadelphia	S	3	77	25.7	64	0	0	0
Nov 28	vs. L.A. Chargers*	P	1	12	12.0	12	0	0	0
Dec 5	at Kansas City	P	3	21	7.0	10	0	0	0
Dec 12	vs. Detroit*	P	5	41	8.2	16	1	0	6
Dec 19	vs. Cincinnati	P	3	58	19.3	24	0	0	0
Dec 26	at Las Vegas	S	0	0	0.0	0	0	0	0
Jan 2	at L.A. Chargers	P	2	5	2.5	6	0	0	0
Jan 8	vs. Kansas City	S	0	0	0.0	0	0	0	0
Season Totals		14/6	33	330	10.0	64	2	0	12

2022 DENVER (5-12)			RECEIVING					SCORING	
Date	Opponent	P/S	No.	Yds.	Avg.	LG	TD	2pt.	Pts.
Sept 12	at Seattle	P	5	33	6.6	12	0	0	0
Sept 18	vs. Houston*	P	0	0	—	—	0	0	0
Sept 25	vs. San Francisco*	P	1	12	12.0	12	0	0	0
Oct 2	at Las Vegas	P	0	0	—	—	0	0	0
Oct 6	vs. Indianapolis	P	1	5	5.0	5	0	0	0
Games 6-8									
INACTIVE									
Nov 13	at Tennessee	DID NOT PLAY							
Nov 20	vs. Las Vegas	DID NOT PLAY							
Nov 27	at Carolina	INACTIVE							
Dec 4	at Baltimore	INACTIVE							
Dec 11	vs. Kansas City	P	0	0	—	—	0	0	0
Dec 18	vs. Arizona*	INACTIVE							
Dec 25	at L.A. Rams	INACTIVE							
Jan 1	at Kansas City	S	3	45	15.0	25t	1	0	6
Jan 8	vs. L.A. Chargers*	P	0	0	—	—	0	0	0
Season Totals		8/1	10	95	9.5	25t	1	0	6



AARON PATRICK

94

OUTSIDE LINEBACKER

6-4 • 245 • 3RD YR. • EASTERN KENTUCKY

BORN: Dec. 21, 1996, in Dayton, Ohio

HIGH SCHOOL: Meadowdale High School, Dayton, Ohio

ACQUIRED: Practice Squad Signee (Jacksonville), 2021

NFL YEAR: 3rd • **YEAR WITH BRONCOS:** 3rd

NFL GAMES PLAYED/STARTED: 17/1



PATRICK AT A GLANCE:

- A third-year outside linebacker who has appeared in 17 games (1 start) with Denver (2021-22).
- Played in five games in 2022, totaling three special-teams tackles on 102 special-teams snaps.
- Appeared in 12 games (1 start) with the Broncos in 2021, recording three solo tackles and five special-teams stops.
- Competed on the Jaguars' practice squad from 2020-21 before being signed by the Broncos on Sept. 23, 2021.
- Played 48 career games over five seasons (2015-19) at Eastern Kentucky University, totaling 179 tackles (84 solo), 27.5 sacks (172 yds.), one interception (39 yds.), two passes defended and five forced fumbles.
- Collected 52 tackles (28 solo), 10 sacks (59 yds.), one interception (39 yds.) and three forced fumbles in 12 games played at ECU in 2019.
- Tallied 53 tackles (27 solo), 7.5 sacks (43 yds.) and one pass defended in 11 games in 2018.
- Recorded nine tackles (7 solo), two sacks (14 yds.) and one forced fumble in three games in 2017 before missing the remainder of the season due to injury.
- Appeared in 11 games in 2016, notching 53 tackles (18 solo), seven sacks (48 yds.), one pass defended and one forced fumble.
- Added 12 tackles (4 solo) and one sack (8 yds.) in 11 games played during his true freshman season in 2015.
- Originally entered the NFL with Jacksonville as a college free-agent signee on Dec. 14, 2020.

CAREER TRANSACTIONS: Signed by Jacksonville as a college free agent 12/14/20; Signed by Jacksonville 1/4/21; Waived by Jacksonville 9/6/21; Signed by Jacksonville (practice squad) 9/8/21; Signed by Denver (active roster) 9/23/21.



2022: Patrick played in five games, totaling three special-teams tackles on 102 special-teams snaps... Missed the final 11 games of the season after being placed on injured reserve (knee) on Oct. 21.

2021: Patrick, who was signed by the Broncos on Sept. 23, totaled three tackles in 12 games played (1 start)... Spent the first two weeks of the season competing on Jacksonville's practice squad before being signed to Denver's active roster... Made NFL debut, recording one solo tackle vs. Bal. (10/3)... Had one special-teams tackle at Pit. (10/10)... Notched a career-high two special-teams tackles vs. Phi. (11/14)... Started his first career game at LAC (1/2).

2020: Patrick, who was signed by Jacksonville as a college free agent on Dec. 14, spent the final three weeks on the season competing on the Jaguars' practice squad.

COLLEGE: Patrick appeared in 48 games over five seasons (2015-19) at Eastern Kentucky University, totaling 179 tackles (84 solo), 27.5 sacks (172 yds.), one interception (39 yds.), two passes defended and five forced fumbles... Named first-team All-American by Associated Press and was awarded the 2019 Ohio Valley Defensive Player of the Year after recording 52 tackles (28 solo), 10 sacks (59 yds.), one interception (39 yds.), and three forced fumbles in 12 games played... Selected first-team All-Ohio Valley Conference in 2018 by coaches and communications directions after posting 53 tackles (27 solo), 7.5 sacks (43 yds.) and one pass defended in 11 games played.

PERSONAL: Patrick prepped at Meadowdale High School in Dayton, Ohio, where he played wide receiver, tight end and kicker... Named first-team all state, team MVP and team captain during his tenure... Played varsity basketball in addition to football... Aaron Patrick was born on March 2, 1993, in Dayton, Ohio.

PATRICK'S REGULAR SEASON RECORD

Year	Club	G	S	UT	A	TT	S-Yds.	I-Yds.	PD	FF	FR	TD-Int.	TD-FR	S	Pts.
2020	Jacksonville														
2021	Denver	12	1	3	0	3	0-0	0-0	0	0	0	0	0	0	0
2022	Denver	5	0	0	0	0	0-0	0-0	0	0	0	0	0	0	0
CAREER TOTALS		17	1	3	0	3	0-0	0-0	0	0	0	0	0	0	0

ADDITIONAL STATISTICS: Special-teams tackles — 2021 (5), 2022, (3), TOTAL (7).

AARON PATRICK'S CAREER GAME-BY-GAME

(Victories asterisked)

2021 DENVER (7-10)		TACKLES								
Date	Opponent	P/S	UT	A	TT	S-Yds.	I-Yds.	PD	FF	FR
Games 1-2										
JACKSONVILLE PRACTICE SQUAD										
SIGNED BY DENVER FROM JAC. PRACTICE SQUAD ON SEPT.23										
INACTIVE										
Sept 26	vs. N.Y. Jets*									
Oct 3	vs. Baltimore	P	1	0	1	0-0	0-0	0	0	0
Oct 10	at Pittsburgh	P	1	0	1	0-0	0-0	0	0	0
Games 6-7										
INACTIVE										
Oct 31	vs. Washington*	P	0	0	0	0-0	0-0	0	0	0
Nov 7	at Dallas*	P	0	0	0	0-0	0-0	0	0	0
Nov 14	vs. Philadelphia	P	0	0	0	0-0	0-0	0	0	0
Nov 28	vs. L.A. Chargers*	P	0	0	0	0-0	0-0	0	0	0
Dec 5	at Kansas City	P	0	0	0	0-0	0-0	0	0	0
Dec 12	vs. Detroit*	P	0	0	0	0-0	0-0	0	0	0
Dec 19	vs. Cincinnati	P	0	0	0	0-0	0-0	0	0	0
Dec 26	at Las Vegas	P	0	0	0	0-0	0-0	0	0	0
Jan 2	at L.A. Chargers	S	1	0	1	0-0	0-0	0	0	0
Jan 8	vs. Kansas City	P	0	0	0	0-0	0-0	0	0	0
Season Totals			12/1	3	0	3	0-0	0-0	0	0

2022 DENVER (5-12)		TACKLES								
Date	Opponent	P/S	UT	A	TT	S-Yds.	I-Yds.	PD	FF	FR
Games 7-17										
INJURED RESERVE										
Sept 12	at Seattle	P	0	0	0	0-0	0-0	0	0	0
Sept 18	vs. Houston*	P	0	0	0	0-0	0-0	0	0	0
Sept 25	vs. San Francisco*	P	0	0	0	0-0	0-0	0	0	0
Oct 2	at Las Vegas	P	0	0	0	0-0	0-0	0	0	0
Oct 6	vs. Indianapolis									
Oct 17	at L.A. Chargers	P	0	0	0	0-0	0-0	0	0	0
Season Totals			5/0	0	0	0	0-0	0-0	0	0



TIM PATRICK

81

WIDE RECEIVER

6-4 • 212 • 6TH YR. • UTAH

BORN: Nov. 23, 1993, in San Diego

HIGH SCHOOL: University City High School, San Diego

ACQUIRED: Practice Squad Signee, 2017

NFL YEAR: 6th • **YEAR WITH BRONCOS:** 6th

NFL GAMES PLAYED/STARTED: 55/37

PATRICK AT A GLANCE:

- A sixth-year wide receiver who has appeared in 55 games (37 starts) with Denver (2018-22) after spending part of his initial NFL season in 2017 competing on Denver's practice squad.
- Totaled 143 receptions for 2,009 yards (14.0 avg.) with 12 touchdowns in his career.
- Recorded the third-most touchdowns (11) among undrafted players over the 2020-21 seasons.
- Missed the entire 2022 season after being placed on injured reserve on Aug. 3, 2022 with a torn ACL.
- Started all 16 games played in 2021, totaling a career-high 53 receptions for 734 yards (13.8 avg.) with five touchdowns in 2021.
- Set career highs in yards and touchdowns in 2020, finishing the season with 51 catches for 742 yards (14.5 avg.) with a team-high six scores in 15 games played (all starts).
- Saw action in eight games (2 starts) in 2019, totaling 16 catches for 218 yards (13.6 avg.).
- Played all 16 games (4 starts) with Denver in 2018, recording 23 catches for 315 yards (13.7 avg.) with one touchdown, while also contributing seven special-teams stops.
- Appeared in 22 games (14 starts) during his three seasons at the University of Utah (2014-16), finishing with 61 catches for 888 yards (14.6 avg.) with five touchdowns.
- Joined the Broncos and signed to the practice squad on Oct. 20, 2017.
- Entered the NFL as a college free agent with Baltimore on May 4, 2017.

CAREER TRANSACTIONS: Signed by Baltimore as a college free agent 5/4/17; Waived by Baltimore 7/30/17; Claimed off waivers by San Francisco 7/31/17; Waived by San Francisco 9/1/17; Signed by Denver (practice squad) 10/20/17; Waived by Denver 11/8/17; Signed by Denver (practice squad) 11/15/17; Signed by Denver (active roster) 1/2/18; Re-signed by Denver 4/2/19; Re-signed by Denver 4/17/20; Re-signed by Denver 11/19/21.

2022: Patrick missed the entire season after being placed on injured reserve (knee) on Aug. 3.

2021: Patrick started all 16 games played, totaling a career-high 53 receptions for 734 yards (13.8 avg.) and five touchdowns... Nabbed his eighth career touchdown on a two-yard pass and added four receptions for 39 yards (9.8 avg.) at NYG (9/21)... Recorded a touchdown in his second consecutive game and tallied three receptions for 37 yards (12.3 avg.) at Jac. (9/19)... Tied for the team lead in catches (5), led the team in receiving yards (98), and had a 31-yard catch vs. NYJ (9/26)... Registered seven receptions for 89 yards (12.7 avg.) at Pit. (10/10)... Nabbed his third touchdown of the season (10th of career) and totaled three receptions for 42 yards (14.0 avg.) with a 23-yard score vs. L.V. (10/17)... Posted a team-leading 85 receiving yards on four catches (21.3 avg.) and added his fourth touchdown of the campaign on a season-long 44-yard catch at Dal. (11/7)... Tallied his fifth touchdown of he season and had three receptions for 42 yards (14.0 avg.) vs. Cin. (12/19)... Registered six catches for 95 yards (15.8 avg.) in the season finale vs. K.C. (1/8).

2020: Patrick started all 15 games he appeared in and set career highs in yards and touchdowns... Posted three 100-yard receiving games to go with 51 catches for 742 yards (14.5 avg.) and a team-high six scores... Recorded his second career touchdown and totaled four receptions for 43 yards (10.8 avg.) vs. T.B. (9/27)... Nabbed his first career 100-yard receiving game and totaled six receptions for 113 yards (18.8 avg.) and his third career touchdown at NYJ (10/1)... Had four receptions for 101 yards (25.3 avg.) at N.E. (10/18) as part of his second consecutive 100-yard game... Became the third undrafted player (Rod Smith & Steve Watson) in team history to record consecutive 100-yard receiving outputs... Recorded his third touchdown of the season on a nine-yard catch and added four receptions for 29 yards (7.3 avg.) at Atl. (11/8)... Surpassed the 1,000-yard receiving mark in his career, became the first Bronco since Emmanuel Sanders in 2018 to record three 100-yard receiving efforts in the same season and set career highs in yards (119) and longest reception (61) vs. Mia. (11/22)... Notched his first career multi-score game, recorded four receptions for 44 yards (11.0 avg.) and had touchdown catches of five and 10 yards at K.C. (12/6)... Garnered sixth touchdown of the season on a two-yard catch and totaled three receptions for 36 yards (12.0 avg.) at Car. (12/13).

2019: Patrick saw action in eight games (2 starts), totaling 16 catches for 218 yards (13.6 avg.)... Played at Oak. (9/9) before suffering a hand injury that forced him to be placed on injured reserve for eight weeks... Recorded four receptions for 77 yards (19.3 avg.) in his first game back from injury at Min. (11/17)... Collected 50 yards on two receptions (25.0 avg.) at Hou. (12/8)... Totaled five receptions for 48 yards (9.6 avg.) vs. Det. (12/22).

2018: Patrick played all 16 games (4 starts) with Denver, recording 23 catches for 315 yards (13.7 avg.) with one touchdown, while also contributing seven special-teams stops... Made one special-teams tackle in his NFL debut vs. Sea. (9/9)... Caught his first NFL pass, a 26-yard reception that put Denver in position to kick a game-winning field goal with 0:06 remaining vs. Oak. (9/16)... Earned his first career start at NYJ (10/7), contributing one catch for six yards and one special-teams tackle... Scored on a 24-yard touchdown pass and rushed one time for 13 yards at K.C. (10/28)... Caught a career-best seven balls for 85 yards (12.1 avg.) and rushed one time for 11 yards at S.F. (12/9)... Led all receivers with 65 yards (5 rec., 13.0 avg.) vs. Cle. (12/15).

2017: Patrick, who entered the NFL as a college free agent with Baltimore on May 4, spent part of the season competing on Denver's practice squad... Participated in training camp with Baltimore and San Francisco.

COLLEGE: Patrick appeared in 22 games (14 starts) during his three seasons at Utah (2014-16), finishing with 61 catches for 888 yards (14.6 avg.) with five touchdowns... Missed 17 games with various injuries during his collegiate career... Made 45 catches for 711 yards (15.8 avg.) with five scores as a senior... Played his freshman season at Grossmont Community College in El Cajon, Calif., where he posted 53 receptions for 964 yards (18.2 avg.) with eight touchdowns.

PERSONAL: Patrick attended University City High School in San Diego, earning all-league honors as a senior after recording 27 catches for 578 yards (21.4 avg.) with six touchdowns... Tim Patrick was born on Nov. 23, 1993 in San Diego.

PATRICK'S REGULAR SEASON RECORD

Year	Club	RECEIVING							SCORING					
		G	S	No.	Yds.	Avg.	LG	TD	TD	TDr	TDp	TDr	2pt	Pts.
2018	Denver	16	4	23	315	13.7	26	1	1	1	0	0	0	6
2019	Denver	8	2	16	218	13.6	38	0	0	0	0	0	0	0
2020	Denver	15	15	51	742	14.5	61	6	6	6	0	0	0	36
2021	Denver	16	16	53	734	13.8	44t	5	5	5	0	0	0	30
2022	Denver	INJURED RESERVE												
CAREER TOTALS		55	37	143	2,009	14.0	61	12	12	12	0	0	0	72

ADDITIONAL STATISTICS: Rushing — 2018 (3 rush for 17 yds., 5.7 avg., 13 LG, 0 TD), TOTAL (3 rush for 17 yds., 5.7 avg., 13 LG, 0 TD). Special-teams tackles — 2018 (7), 2019 (2) TOTAL (9). Miscellaneous tackle — 2018 (1), 2020 (2), TOTAL (3).

PATRICK'S SINGLE-GAME HIGHS

(Postseason in parentheses)

Receptions — 7 at San Francisco, 12/9/18 (none). **Receiving yards** — 119 vs. Miami, 11/22/20 (none). **Longest reception** — 61, vs. Miami, 11/22/20 (none). **Receiving touchdowns** — 2, at Kansas City, 12/6/20 (none).

TIM PATRICK'S CAREER GAME-BY-GAME

(Victories asterisked)

2018 DENVER (6-10)		RECEIVING					SCORING		
Date	Opponent	P/S	No.	Yds.	Avg.	LG	TD	2pt.	Pts.
Sept 9	vs. Seattle*	P	0	0	—	—	0	0	0
Sept 16	vs. Oakland*	P	1	26	26.0	26	0	0	0
Sept 23	at Baltimore	P	0	0	—	—	0	0	0
Oct 1	vs. Kansas City	P	0	0	—	—	0	0	0
Oct 7	at N.Y. Jets	S	1	6	6.0	6	0	0	0
Oct 14	vs. L.A. Rams	P	0	0	—	—	0	0	0
Oct 18	at Arizona*	P	0	0	—	—	0	0	0
Oct 28	at Kansas City	P	1	24	24.0	24t	1	0	6
Nov 4	vs. Houston	S	1	17	17.0	17	0	0	0
Nov 18	at L.A. Chargers*	P	0	0	—	—	0	0	0
Nov 25	vs. Pittsburgh*	P	0	0	—	—	0	0	0
Dec 2	at Cincinnati*	P	0	0	—	—	0	0	0
Dec 9	at San Francisco	P	7	85	12.1	11	0	0	0
Dec 15	vs. Cleveland	P	5	65	13.0	24	0	0	0
Dec 24	at Oakland	S	3	44	14.7	26	0	0	0
Dec 30	vs. L.A. Chargers	S	4	48	12.0	21	0	0	0
Season Totals		16/4	23	315	13.7	26	1	0	6
2019 DENVER (7-9)		RECEIVING					SCORING		
Date	Opponent	P/S	No.	Yds.	Avg.	LG	TD	2pt.	Pts.
Sept 9	at Oakland	P	0	0	—	—	0	0	0
Games 2-9									
Nov 17	at Minnesota	S	4	77	19.3	38	0	0	0
Nov 24	at Buffalo	P	1	3	3.0	3	0	0	0
Dec 1	vs. L.A. Chargers*	P	0	0	—	—	0	0	0
Dec 8	at Houston*	P	2	50	25.0	37	0	0	0
Dec 15	at Kansas City	P	3	26	8.7	12	0	0	0
Dec 22	vs. Detroit*	S	5	48	9.6	16	0	0	0
Dec 29	vs. Oakland*	P	1	14	14.0	14	0	0	0
Season Totals		8/2	16	218	13.6	38	0	0	0
2020 DENVER (5-11)		RECEIVING					SCORING		
Date	Opponent	P/S	No.	Yds.	Avg.	LG	TD	2pt.	Pts.
Sept 14	vs. Tennessee	S	4	29	7.3	15	0	0	0
Sept 20	at Pittsburgh	S	2	24	12.0	17	0	0	0
Sept 27	vs. Tampa Bay	S	4	43	10.8	27	1	0	6
Oct 1	at N.Y. Jets*	S	6	113	18.8	40	1	0	6
Oct 18	at New England*	S	4	101	25.3	41	0	0	0
Oct 25	vs. Kansas City	S	3	44	14.7	27	0	0	0
Nov 1	vs. L.A. Chargers*								
Nov 8	at Atlanta	S	4	29	7.3	9t	1	0	6
Nov 15	at Las Vegas	S	4	61	15.3	27	0	0	0
Nov 22	vs. Miami*	S	5	119	23.8	61	0	0	0
Nov 29	vs. New Orleans	S	0	0	—	—	0	0	0
Dec 6	at Kansas City	S	4	44	11.0	21	2	-	12
Dec 13	at Carolina*	S	3	36	12.0	32	1	0	6
Dec 19	vs. Buffalo	S	3	14	4.7	10	0	0	0
Dec 27	at L.A. Chargers	S	3	39	13.9	27	0	0	0
Jan 3	vs. Las Vegas	S	2	46	23.0	29	0	0	0
Season Totals		15/15	51	742	14.5	61	6	0	36
2021 DENVER (7-10)		RECEIVING					SCORING		
Date	Opponent	P/S	No.	Yds.	Avg.	LG	TD	2pt.	Pts.
Sept 12	at N.Y. Giants*	S	4	39	9.8	16	1	0	6
Sept 19	at Jacksonville*	S	3	37	12.3	14	1	0	6
Sept 26	vs. N.Y. Jets*	S	5	98	19.6	31	0	0	0
Oct 3	vs. Baltimore	S	3	39	13.0	19	0	0	0
Oct 10	at Pittsburgh	S	7	89	12.7	23	0	0	0
Oct 17	vs. Las Vegas	S	3	42	14.0	23t	1	0	6
Oct 21	at Cleveland	S	2	16	8.0	9	0	0	0
Oct 31	vs. Washington*	S	3	64	21.3	31	0	0	0
Nov 7	at Dallas*	S	4	85	21.3	44t	1	0	6
Nov 14	vs. Philadelphia	S	3	14	4.7	7	0	0	0
Nov 28	vs. L.A. Chargers	S	2	26	13.0	19	0	0	0
Dec 5	at Kansas City	S	1	9	9.0	9	0	0	0
Dec 12	vs. Detroit*	S	2	21	10.5	13	0	0	0
Dec 19	vs. Cincinnati	S	3	42	14.0	25t	1	0	6
Dec 26	at Las Vegas	S	2	18	9.0	13	0	0	0
Jan 2	at L.A. Chargers								
Jan 8	vs. Kansas City	S	6	95	15.8	31	0	0	0
Season Totals		16/16	53	734	13.8	44t	5	0	30

**SAMAJE PERINE****25****RUNNING BACK****5-11 • 235 • 7TH YR. • OKLAHOMA****BORN:** Sept. 16, 1995, in Pflugerville, Texas**HIGH SCHOOL:** Hendrickson High School, Pflugerville, Texas**ACQUIRED:** Unrestricted Free Agent (Cincinnati), 2023**NFL YEAR:** 7th • **YEAR WITH BRONCOS:** 1st**NFL GAMES PLAYED/STARTED:** 76/11 • **POSTSEASON GP/GS:** 7/0**PERINE AT A GLANCE:**

- A seventh-year running back from the University of Oklahoma who has appeared in 76 games (11 starts) and seven postseason contests with Washington (2017-18), Cincinnati (2019, '20-22) and Miami (2019).
- Recorded 401 rushes for 1,592 yards (4.0 avg.) with seven touchdowns to go along with 101 receptions for 736 yards (7.3 avg.) with six scores.
- Totaled 17 carries for 60 yards (3.5 avg.) with one touchdown and caught 12 passes for 82 yards (6.8 avg.) with one score in seven career postseason games.
- Played in 16 games (2 starts) in 2022 with Cincinnati, rushing 95 times for 394 yards (4.1 avg.) with two touchdowns while setting career receiving highs with 38 receptions, 287 receiving yards and four scores.
- Appeared in 16 games during the 2021 season, totaling 246 yards with one touchdown on 55 rushing attempts (4.5 avg.) along with 196 yards with one score on 27 receptions (7.3 avg.).
- Recorded 63 carries for 301 yards (4.8 avg.) with three scores along with 66 yards on 11 catches (6.0 avg.) in 16 games in 2020.
- Totaled a career-high 603 yards with one score on 175 rushing attempts (3.4 avg.) and also finished with 182 receiving yards and one touchdown on 22 catches (8.3 avg.) as a rookie in 2017.
- Started 30-of-36 games he played in at the University of Oklahoma (2014-16), finishing his career as Oklahoma's all-time leading rusher (4,122) and held the NCAA single-game rushing record (427 yds. vs. Kansas in 2014) at the time of his departure.
- Received All-Big 12 second team honors after totaling 1,060 yards on 196 carries (5.4 avg.) with 12 rushing touchdowns along with 10 receptions for 106 yards (10.6 avg.) and one score in 10 games (9 starts) in 2016.
- Named first-team All-Big 12 after starting all 13 games in 2015, tallying 1,349 yards on 226 rushing attempts (6.0 avg.) with 16 rushing scores while catching 15 passes for 107 yards (7.1 avg.) with one score.
- Earned third-team All-America and Big 12 Offensive Newcomer of the Year honors by the Associated Press and was also named Big 12 Offensive Freshman of the Year and first-team All-Big 12 in 2014.
- Selected by Washington in the fourth round (114th overall) of the 2017 NFL Draft.
- Signed by Denver as an unrestricted free agent on March 15, 2023.

CAREER TRANSACTIONS: Signed by Washington as a draft pick 5/11/17; Waived by Washington 8/31/19; Acquired by Cincinnati via waivers 9/1/19; Waived by Cincinnati 10/17/19; Signed by Cincinnati (practice squad) 10/18/19; Signed by Miami (active roster) 12/24/19; Waived by Miami 4/26/20; Acquired by Cincinnati via waivers 4/28/20; Re-signed by Cincinnati 3/24/21; Signed by Denver 3/16/23.



2022: Perine rushed 95 times for 394 yards (4.1 avg.) with two rushing touchdowns while setting career highs with 38 receptions, 287 receiving yards and four receiving scores... Also totaled 58 rushing yards and one touchdown on 14 rushes along (4.1 avg.) with 35 receiving yards on eight catches (4.4 avg.) in three postseason games... Totaled nine rushes for 47 yards (5.2 avg.) and 14 yards on two catches with a score at NYJ (9/25)... Recorded 51 yards on six carries (8.5 avg.) vs. Car. (11/6)... Caught a career-high three receiving touchdowns while totaling 52 yards on four catches (13.0 avg.) and also rushed 11 times for 30 yards at Pit. (11/20)... Started his first game of the season and totaled 58 rushing yards on 17 rushes (3.4 avg.) with a score along with catching four passes for 35 yards (8.8 avg.) at Ten. (11/27)... Notched his third career 100-yard rushing game after totaling 106 yards on 21 attempts (5.1 avg.) and also caught six passes

for 49 yards (8.2 avg.) vs. K.C. (12/4)... Ran the ball four times for 22 yards (5.5 avg.) with one touchdown vs. Cle. (12/11)... Rushed seven times for 33 yards (4.7 avg.) and caught five passes for 31 yards (6.2 avg.) in the Bengals' AFC Divisional Game win at Buf. (1/22)... Scored one rushing touchdown on five attempts for 22 yards (4.4 avg.) in the AFC Championship Game at K.C. (1/29).

2021: Perine appeared in 16 games, totaling 246 yards with one touchdown on 55 rushing attempts (4.5 avg.) along with 196 yards with one score on 27 receptions (7.3 avg.)... Also contributed 47 yards on four receptions with one touchdown during the Bengals' run to Super Bowl LVI... Rushed 11 times for 59 yards (5.4 avg.) and made four catches for 24 yards (6.0 avg.) with one score vs. G.B. (10/10)... Recorded 52 yards on 11 carries (5.4 avg.) with one touchdown at Bal. (10/24)... Carried the ball five times for 36 yards (7.2 avg.) vs. LAC (12/5)... Caught three passes for 43 yards with one touchdown in the Bengals' AFC Championship Game victory at K.C. (1/30).

2020: Perine played in all 16 games (1 start) with Cincinnati, recording 63 carries for 301 yards (4.8 avg.) with three scores along with 66 yards on 11 catches (6.0 avg.)... Scored his first touchdown of the season after carrying the ball 10 times for 32 yards (3.2 avg.) with one score vs. Ten. (11/1)... Rushed seven times for 48 yards (6.9 avg.) at Pit. (11/15)... Set a season-high 95 yards on 13 carries (7.3 avg.) and posted his first career multi-rushing touchdown game with two scores at Hou. (12/27)... Finished with 51 yards on nine carries vs. Bal. (1/3).

2019: Perine made appearances with Cincinnati and Miami, totaling seven games and posting five rushes for 16 yards (3.2 avg.)... Appeared in the first six games of the season with Cincinnati before competing on the team's practice squad from Games 7-15... Signed off Cincinnati's practice squad by Miami on Dec. 24 and totaled 5 carries for 16 yards in the Dolphin's game at N.E. (12/29).

2018: Perine played in five games, finishing with eight carries for 32 yards (4.0 avg.)... Totaled two rushes for 20 yards (10.0 avg.) vs. Atl. (11/4)... Also made appearances vs. Car. (10/14), vs. Dal. (10/21), at T.B. (11/11) and vs. Phi. (12/30)... Was inactive while on the active roster for Games 1-4, 7 and 10-15.

2017: Perine appeared in all 16 games (8 starts) after being drafted in the fourth round (114th overall) by Washington, totaling a career-high 603 yards with one score on 175 rushing attempts (3.4 avg.)... Also finished with 182 receiving yards and one touchdown on 22 catches (8.3 avg.)... Made his NFL debut vs. Phi. (9/10)... Rushed 21 times for 67 yards (3.2 avg.) at LAR (9/17)... Started his first career NFL game and totaled 49 rushing yards on 19 carries (2.6 avg.) vs. Oak. (9/24)... Rushed nine times for 23 yards (2.6 avg.) and also recorded his first NFL touchdown after receiving three passes for 24 yards (8.0 avg.) with one score vs. S.F. (10/15)... Set a career high in rushing yards after notching his first 100-yard rushing performance at N.O. (11/19), totaling 117 yards on 23 carries (5.1 avg.)... His score against the Saints also marked his first career rushing touchdown... Talled back-to-back 100-yard performances after rushing 24 times for 100 yards (4.2 avg.) and catching three passes for 30 yards (10.0 avg.) vs. NYG (11/23)... Had 12 carries for 38 yards (3.2 avg.) and 31 yards on three receptions (10.3 avg.) at Dal. (11/30)... Posted 45 yards on 17 rushing attempts (2.7 avg.) at LAC (12/10)... Finished with 17 rushes for 53 yards (3.1 avg.) along with three receptions for 21 yards (7.0 avg.) vs. Den. (12/24).

COLLEGE: Perine started 30-of-36 games he played in at the University of Oklahoma (2014-16) during his three seasons there... Finished his career as Oklahoma's all-time leading rusher (4,122) and held the NCAA single-game rushing record (427 yds. vs. Kansas in 2014) at the time of his departure... Also ranked fourth in program history with 49 rushing scores, fifth with 685 carries and sixth with 4,443 all-purpose yards... Tied for the second-most games with at least 200-yards rushing (6) and ranked seventh in 100-yard rushing games (15) in program history... Named a team captain in 2016 and received All-Big 12 second team honors by the league's coaches and Associated Press... Finished his final season with the Sooners with 1,060 yards on 196 carries (5.4 avg.) with 12 rushing touchdowns along with 10 receptions for 106 yards (10.6 avg.) and one score in 10 games (9 starts)... Named Big 12 Offensive Player of the Week for the fourth time in his career after tallying 239 rushing yards with one score on 37 carries against Oklahoma State (12/3)... Was named first-team All-Big 12 after starting all 13 games in 2015, tallying 1,349 yards on 226 rushing attempts (6.0 avg.) with 16 rushing scores while catching 15 passes for 107 yards (7.1 avg.) with one score... Was named a third-team All-American and Big 12 Offensive Newcomer of the Year by the Associated Press, Big 12 Offensive Freshman of the Year by the league's coaches and first-team All-Big 12 in 2014... Set career highs with 1,713 yards, 263 rushing attempts, 21 rushing touchdowns and 108 receiving yards while catching 15 passes in 13 games (8 starts)... Earned conference player of the week honors when he set an FBS record 427 rushing yards and scoring five times against Kansas (11/22)... Was named conference offensive player of the week for the second time after scoring three times and rushing for 213 yards on 25 rushing attempts at Texas Tech (11/15)... Named Big 12 Offensive Player of the Week for the first time in his career after tallying 242 yards with four scores on 34 carries at West Virginia (9/20).

PERSONAL: Perine attended Hendrickson High School in Pflugerville, Texas, where he was a three-year starter... Rushed for 1,492 yards with 12 touchdowns as a senior... Collected 1,993 rushing yards with 16 touchdowns as a junior... Samaje Perine (pronounced: suh-MAH-jay PEE-rine) was born on Sept. 16, 1995, in Pflugerville, Texas.

PERINE'S REGULAR SEASON RECORD

Year	Club	RUSHING							RECEIVING							SCORING			
		G	S	No.	Yds.	Avg.	LG	TD	No.	Yds.	Avg.	LG	TD	TD	TDrU	TDre	TDrt	2pt	Pts.
2017	Washington	16	8	175	603	3.4	30	1	22	182	8.3	25	1	2	1	1	0	0	12
2018	Washington	5	0	8	32	4.0	11	0	3	5	1.7	8	0	0	0	0	0	0	0
2019	Cin./Mia.	7	0	5	16	3.2	9	0	0	0	0	0	0	0	0	0	0	0	
2020	Cincinnati	16	1	63	301	4.8	46t	3	11	66	6.0	15	0	3	3	0	0	18	
2021	Cincinnati	16	0	55	246	4.5	46t	1	27	196	7.3	23	1	2	1	1	0	12	
2022	Cincinnati	16	2	95	394	4.1	29	2	38	287	7.6	32	4	6	2	4	0	36	
Career Totals		76	11	401	1,592	4.0	46t	7	101	736	7.3	32	6	13	7	6	0	78	

ADDITIONAL STATISTICS: Special-teams tackles — 2022 (4), TOTAL (4). Special-teams forced fumbles — 2022 (1), TOTAL (1).

PERINE'S POSTSEASON RECORD

Year	Club	RUSHING							RECEIVING							SCORING			
		G	S	No.	Yds.	Avg.	LG	TD	No.	Yds.	Avg.	LG	TD	TD	TDrU	TDre	TDrt	2pt	Pts.
2021	Cincinnati	4	0	3	2	0.7	2	0	4	47	11.8	41t	1	1	0	1	0	0	6
2022	Cincinnati	3	0	14	58	4.1	11	1	8	35	4.4	11	0	1	1	0	0	0	6
Career Totals		7	0	17	60	3.5	11	1	12	82	6.8	41t	1	2	1	1	0	0	12

PERINE'S SINGLE-GAME HIGHS

(Postseason in parentheses)

Rushes — 24, vs. N.Y. Giants, 11/23/17 (7, at Buffalo, 1/22/23). **Rushing yards** — 117, at New Orleans, 11/19/17 (33, at Buffalo, 1/22/23). **Longest rush** — 46t, twice, last: at Baltimore, 10/24/21 (11, at Buffalo, 1/22/23). **Rushing touchdowns** — 2, at Houston, 12/27/20 (1, at Kansas City, 1/29/23). **Receptions** — 6, vs. Kansas City, 12/4/22 (5, at Buffalo, 1/22/23). **Receiving yards** — 52, at Pittsburgh, 11/20/22 (43, at Kansas City, 1/30/22). **Longest reception** — 32, at Tennessee, 11/27/22 (41t, at Kansas City, 1/30/22). **Receiving touchdowns** — 3, at Pittsburgh, 11/20/22 (1, at Kansas City, 1/30/22). **Total touchdowns** — 3, at Pittsburgh, 11/20/22 (1, twice, last: at Kansas City, 1/29/23).

SAMAJE PERINE'S CAREER GAME-BY-GAME

(Victories asterisked)

2017 WASHINGTON (7-9)		RUSHING							RECEIVING							SCORING	
Date	Opponent	P/S	No.	Yds.	Avg.	LG	TD	No.	Yds.	Avg.	LG	TD	2pt.	Pts.			
Sept 10	vs. Philadelphia	P	0	0	—	—	0	0	0	—	—	0	0	0			
Sept 17	at L.A. Rams*	P	21	67	3.2	12	0	1	0	0.0	0	0	0	0			
Sept 24	vs. Oakland*	S	19	49	2.6	9	0	1	6	6.0	6	0	0	0			
Oct 2	at Kansas City	P	6	27	4.5	6	0	0	0	—	—	0	0	0			
Oct 15	vs. San Francisco*	P	9	23	2.6	8	0	3	24	8.0	16	1	0	6			
Oct 23	at Philadelphia	P	0	0	—	—	0	0	0	—	—	0	0	0			
Oct 29	vs. Dallas	P	0	0	—	—	0	0	0	—	—	0	0	0			
Nov 5	at Seattle*	P	2	9	4.5	8	0	0	0	—	—	0	0	0			
Nov 12	vs. Minnesota	P	9	35	3.9	9	0	1	25	25.0	25	0	0	0			
Nov 19	at New Orleans	S	23	117	5.1	30	1	1	9	9.0	9	0	0	6			
Nov 23	vs. N.Y. Giants*	S	24	100	4.2	16	0	3	30	10.0	11	0	0	0			
Nov 30	at Dallas	S	12	38	3.2	15	0	3	31	10.3	17	0	0	0			
Dec 10	at L.A. Chargers	S	17	45	2.6	10	0	4	7	1.8	6	0	0	0			
Dec 17	vs. Arizona*	S	14	37	2.6	6	0	2	29	14.5	23	0	0	0			
Dec 24	vs. Denver*	S	17	53	3.1	11	0	3	21	7.0	9	0	0	0			
Dec 31	at N.Y. Giants	S	2	3	1.5	4	0	0	0	—	—	0	0	0			
Season Totals		16/8	175	603	3.4	30	1	22	182	8.3	25	1	0	12			

2018 WASHINGTON (7-9)		RUSHING							RECEIVING							SCORING	
Date	Opponent	P/S	No.	Yds.	Avg.	LG	TD	No.	Yds.	Avg.	LG	TD	2pt.	Pts.			
Games 1-4																	
Oct 14	vs. Carolina*	P	1	3	3.0	3	0	1	-3	-3.0	-3	0	0	0			
Oct 21	vs. Dallas*	P	2	2	1.0	7	0	0	0	—	—	0	0	0			
Oct 28	at N.Y. Giants*																
Nov 4	at Atlanta	P	2	20	10.0	11	0	2	8	4.0	8	0	0	0			
Nov 11	at Tampa Bay*	P	0	0	—	—	0	0	0	—	—	0	0	0			
Games 10-15																	
Dec 30	vs. Philadelphia	P	3	7	2.3	6	0	0	0	—	—	0	0	0			
Season Totals		5/0	8	32	4.0	11	0	3	5	1.7	8	0	0	0			

2019 CIN. (2-14) / MIA. (5-11)		RUSHING							RECEIVING							SCORING	
Date	Opponent	P/S	No.	Yds.	Avg.	LG	TD	No.	Yds.	Avg.	LG	TD	2pt.	Pts.			
Sept 8	at Seattle	P	0	0	—	—	0	0	0	—	—	0	0	0			
Sept 15	vs. San Francisco	P	0	0	—	—	0	0	0	—	—	0	0	0			
Sept 22	at Buffalo	P	0	0	—	—	0	0	0	—	—	0	0	0			
Sept 30	at Pittsburgh	P	0	0	—	—	0	0	0	—	—	0	0	0			
Oct 6	vs. Arizona	P	0	0	—	—	0	0	0	—	—	0	0	0			
Oct 13	at Baltimore	P	0	0	—	—	0	0	0	—	—	0	0	0			
Games 7-15																	
Dec 29	at New England*	P	5	16	3.2	9	0	0	0	—	—	0	0	0			
Season Totals		7/0	5	16	3.2	9	0	0	0	—	—	0	0	0			

2020 CINCINNATI (4-1-1)			RUSHING					RECEIVING					SCORING		
Date	Opponent	P/S	No.	Yds.	Avg.	LG	TD	No.	Yds.	Avg.	LG	TD	2pt.	Pts.	
Sept 13	vs. L.A. Chargers	P	0	0	—	—	0	0	0	—	—	0	0	0	
Sept 17	at Cleveland	P	0	0	—	—	0	0	0	—	—	0	0	0	
Sept 27	at Philadelphia	P	0	0	—	—	0	0	0	—	—	0	0	0	
Oct 4	vs. Jacksonville*	P	0	0	—	—	0	0	0	—	—	0	0	0	
Oct 11	at Baltimore	P	0	0	—	—	0	0	0	—	—	0	0	0	
Oct 18	at Indianapolis	P	1	0	0.0	0	0	0	0	—	—	0	0	0	
Oct 25	vs. Cleveland	P	1	3	3.0	3	0	1	3	3.0	3	0	0	0	
Nov 1	vs. Tennessee*	P	10	32	3.2	16	1	1	2	2.0	2	0	0	6	
Nov 15	at Pittsburgh	P	7	48	6.9	15	0	1	7	7.0	7	0	0	0	
Nov 22	at Washington	P	5	19	3.8	8	0	1	2	2.0	2	0	0	0	
Nov 29	vs. N.Y. Giants	P	0	0	—	—	0	1	2	2.0	2	0	0	0	
Dec 6	at Miami	P	3	7	2.3	5	0	0	0	—	—	0	0	0	
Dec 13	vs. Dallas	P	10	32	3.2	11	0	2	9	4.5	5	0	0	0	
Dec 21	vs. Pittsburgh*	P	4	14	3.5	8	0	0	0	—	—	0	0	0	
Dec 27	at Houston*	P	13	95	7.3	46†	2	4	41	10.3	15	0	0	12	
Jan 3	vs. Baltimore	S	9	51	5.7	15	0	0	0	—	—	0	0	0	
Season Totals			16/1	63	301	4.8	46†	3	11	66	6.0	15	0	0	18

2021 CINCINNATI (10-7)			RUSHING					RECEIVING					SCORING		
Date	Opponent	P/S	No.	Yds.	Avg.	LG	TD	No.	Yds.	Avg.	LG	TD	2pt.	Pts.	
Sept 12	vs. Minnesota*	P	5	22	4.4	13	0	1	7	7.0	7	0	0	0	
Sept 19	at Chicago	P	0	0	—	—	0	0	0	—	—	0	0	0	
Sept 26	at Pittsburgh*	P	1	-1	-1.0	-1	0	1	8	8.0	8	0	0	0	
Sept 30	vs. Jacksonville*	P	3	7	2.3	4	0	1	15	15.0	15	0	0	0	
Oct 10	vs. Green Bay	P	11	59	5.4	11	0	4	24	6.0	10	1	0	6	
Oct 17	at Detroit*														
Oct 24	at Baltimore*	P	11	52	4.7	46†	1	1	23	23.0	23	0	0	6	
Oct 31	at N.Y. Jets	P	0	0	—	—	0	2	16	8.0	13	0	0	0	
Nov 7	vs. Cleveland	P	5	20	4.0	9	0	2	17	8.5	9	0	0	0	
Nov 21	at Las Vegas*	P	2	3	1.5	2	0	3	18	6.0	9	0	0	0	
Nov 28	vs. Pittsburgh*	P	3	3	1.0	4	0	1	12	12.0	12	0	0	0	
Dec 5	vs. L.A. Chargers	P	5	36	7.2	17	0	2	5	2.5	5	0	0	0	
Dec 12	vs. San Francisco	P	4	11	2.8	6	0	4	22	5.5	11	0	0	0	
Dec 19	at Denver*	P	4	30	7.5	22	0	2	13	6.5	9	0	0	0	
Dec 26	vs. Baltimore*	P	0	0	—	—	0	2	6	3.0	3	0	0	0	
Jan 2	vs. Kansas City*	P	1	4	4.0	4	0	1	10	10.0	10	0	0	0	
Jan 9	at Cleveland	P	0	0	—	—	0	0	0	—	—	0	0	0	
Season Totals			16/0	55	246	4.5	46†	1	27	196	7.3	23	1	0	12

Jan 15	vs. Las Vegas*\$	P	1	2	2.0	2	0	0	0	—	—	0	0	0
Jan 22	at Tennessee*†	P	0	0	—	—	0	1	4	4.0	4	0	0	0
Jan 30	at Kansas City*#	P	0	0	—	—	0	3	43	14.3	41†	1	0	6
Feb 13	vs. L.A. Rams\$	P	2	0	0.0	0	0	0	0	—	—	0	0	0

Postseason Totals **4/0** **3** **2** **0.7** **2** **0** **4** **47** **11.8** **41†** **1** **0** **6**

\$AFC Wild Card Game; †AFC Divisional Playoff Game; #AFC Championship Game; \$Super Bowl

2022 CINCINNATI (12-4)			RUSHING					RECEIVING					SCORING		
Date	Opponent	P/S	No.	Yds.	Avg.	LG	TD	No.	Yds.	Avg.	LG	TD	2pt.	Pts.	
Sept 11	vs. Pittsburgh	P	1	4	4.0	4	0	3	33	11.0	14	0	0	0	
Sept 18	at Dallas	P	1	2	2.0	2	0	1	8	8.0	8	0	0	0	
Sept 25	at N.Y. Jets*	P	9	47	5.2	7	0	2	14	7.0	12†	1	0	6	
Sept 29	vs. Miami*	P	1	0	0.0	0	0	0	0	—	—	0	0	0	
Oct 9	at Baltimore	P	3	17	5.7	9	0	4	39	9.8	15	0	0	0	
Oct 16	at New Orleans*	P	2	5	2.5	5	0	2	11	5.5	9	0	0	0	
Oct 23	vs. Atlanta*	P	1	0	0.0	0	0	2	8	4.0	6	0	0	0	
Oct 31	at Cleveland	P	1	7	7.0	7	0	3	10	3.3	6	0	0	0	
Nov 6	vs. Carolina*	P	6	51	8.5	29	0	1	3	3.0	3	0	0	0	
Nov 20	at Pittsburgh*	P	11	30	2.7	8	0	4	52	13.0	29†	3	0	18	
Nov 27	at Tennessee*	S	17	58	3.4	9	1	4	35	8.8	32	0	0	6	
Dec 4	vs. Kansas City*	S	21	106	5.0	10	0	6	49	8.2	16	0	0	0	
Dec 11	vs. Cleveland*	P	4	22	5.5	14	1	1	2	2.0	2	0	0	6	
Dec 18	at Tampa Bay*	P	7	24	3.4	9	0	1	0	0.0	0	0	0	0	
Dec 24	at New England*	P	4	3	0.8	3	0	3	19	6.3	10	0	0	0	
Jan 2	vs. Buffalo														
Jan 8	vs. Baltimore*	P	6	18	3.0	6	0	1	4	4.0	4	0	0	0	
Season Totals			16/2	95	394	4.1	29	2	38	287	7.6	32	4	0	36

Jan 15	vs. Baltimore*\$	P	2	3	1.5	2	0	0	0	—	—	0	0	0
Jan 22	at Buffalo*†	P	7	33	4.7	11	0	5	31	6.2	11	0	0	0
Jan 29	at Kansas City*#	P	5	22	4.4	7	1	3	4	1.3	4	0	0	6

Postseason Totals **3/0** **14** **58** **4.1** **11** **1** **8** **35** **4.4** **11** **0** **0** **6**

\$AFC Wild Card Game; †AFC Divisional Playoff Game; #AFC Championship Game

**BEN POWERS****74****GUARD****6-4 • 338 • 5TH YR. • OKLAHOMA****BORN:** Oct. 29, 1996, in Wichita, Kan.**HIGH SCHOOL:** Kapaun Mt. Carmel High School, Wichita, Kan.**ACQUIRED:** Unrestricted Free Agent (Baltimore), 2023**NFL YEAR:** 5th • **YEAR WITH BRONCOS:** 1st**NFL GAMES PLAYED/STARTED:** 47/36 • **POSTSEASON GP/GS:** 3/3**POWERS AT A GLANCE:**

- A fifth-year guard who appeared in 47 career regular-season games (36 starts) and three postseason games (3 starts) for Baltimore (2019-22).
- Started all 17 games at LG and played in every offensive snap for Baltimore (1,096) in 2022.
- Played in 13 games (12 starts) in 2021 after making the transition to LG, blocking for the third-best rushing offense (145.8 ypg) and sixth-best offense (378.8 ypg) in the league.
- Appeared in all 16 games (7 starts) at RG during the 2020 season, and blocked on a line that paved the way for the league's best rushing attack (191.9 ypg.).
- Played in 38 games (35 starts) in three seasons at the University of Oklahoma (2016-18), earning consensus All-America and first-team All-Big 12 honors in 2018.
- Named second-team All-Big 12 in both 2016 and '17 at Oklahoma after spending one season at Butler (Kan.) Community College.
- Selected by Baltimore in the fourth-round (123rd overall) of the 2019 NFL Draft.
- Signed by Denver as an unrestricted free agent on March 15, 2023.

CAREER TRANSACTIONS: Signed by Baltimore as a draft choice 5/3/19; Signed by Denver as an unrestricted free agent 3/16/23.



2022: Powers started all 17 games at LG and played in every offensive snap for Baltimore (1,096)... Blocked on a line that helped lead the No. 2 rushing attack (160.0 ypg) in the NFL... Made his first career postseason start at LG at Cin. (1/15), playing in all 69 snaps on offense.

2021: Powers played in 13 games (12 starts) after making the transition to LG, blocking for the third-best rushing offense (145.8 ypg) and sixth-best total offense (378.8 ypg) in the league... Made his first career start at LG vs. K.C. (9/19).

2020: Powers appeared in all 16 games (7 starts at RG), blocking on a line that paved the way for the league's best rushing attack (191.9 ypg.)... Also started both postseason games for the Ravens, appearing in all 143 offensive snaps... Baltimore also posted a franchise-record 24 rushing scores and the third-most rushing yards (3,071) by a team in a 16-game NFL season... Made his season debut vs. Cle. (9/13)... Started his first career game vs. Ten. (11/22)... Made his NFL playoffs debut and first start in the postseason at RG in the AFC Wildcard game at Ten. (1/10)... Also started at RG in the AFC Divisional Round at Buf. (1/16).

2019: Powers, who was selected by Baltimore in the fourth round (123rd overall), appeared in one game during his rookie season... Was inactive for Weeks 1-16... Made his NFL debut vs. Pit. (12/29).

COLLEGE: Powers was a three-year starter at the University of Oklahoma (2016-18), playing in 38 games (35 starts) for the Sooners... Helped lead Oklahoma to two College Football Playoff appearances (2017, '18) and three Big 12 Championships (2016, '17, '18)... Was awarded consensus All-America honors during his senior season and was named first-team All-Big 12 by the Associated Press and the league's coaches... Was a member of the offensive line unit in 2018 to win the Joe Moore Award, annually given to the most outstanding offensive line in college football... Named second-team All-Big 12 in 2017, after playing in all 14 games (12 starts)... Earned All-Big 12 second team honors in 2016 by the Associated Press after playing 11 games (10 starts) and allowing just one sack on 595 offensive snaps... Played one year at Butler (Kan.) Community College.


PERSONAL: Powers attended Kapaun Mt. Carmel High School in Wichita, Kan., where he lettered in football and wrestling... Was the state runner-up in wrestling in the 285 lbs. division... Ben Powers was born Oct. 29, 1996 in Wichita, Kan.

POWER'S REGULAR SEASON RECORD

Year	Club	G	S
2019	Baltimore	1	0
2020	Baltimore	16	7
2021	Baltimore	13	12
2022	Baltimore	17	17
CAREER TOTALS		47	36

POWER'S POSTSEASON RECORD

Year	Club	G	S
2020	Baltimore	2	2
2022	Baltimore	1	1
CAREER TOTALS		3	3



ISAIAH PRINCE

70

TACKLE



6-7 • 305 • 5TH YR. • OHIO STATE

BORN: July 29, 1997, in Greenbelt, Md.

HIGH SCHOOL: Eleanor Roosevelt High School, Greenbelt, Md.

ACQUIRED: Free Agent, 2023

NFL YEAR: 5th • **YEAR WITH BRONCOS:** 1st

NFL GAMES PLAYED/STARTED: 19/6 • **POSTSEASON GP/GS:** 4/4

PRINCE AT A GLANCE:

- A fifth-year tackle who has appeared in 19 games (6 starts) and four postseason games (4 starts) with Miami (2019) and Cincinnati (2019-22).
- Spent time on injured reserve (elbow) and competed on Cincinnati's practice squad in 2022.
- Appeared in 15 games (4 starts) and started all four postseason games for Cincinnati in 2021, helping lead the team to an appearance in Super Bowl LVI.
- Appeared in four games (2 starts) as a rookie with Miami in 2019.
- Played four seasons at the Ohio State University (2015-18), appearing in 54 games (41 starts) and served as the starting RT in his final three years.
- Named first-team All-Big Ten as a senior and third-team All-Big Ten during his junior season.
- Selected by Miami in the sixth round (202nd overall) of the 2019 NFL Draft.
- Signed by the Broncos as a free agent on Feb. 1, 2023.

CAREER TRANSACTIONS: Signed by Miami as a draft choice 5/9/19; Waived by Miami 12/5/19; Acquired via waivers by Cincinnati 12/6/19; Waived by Cincinnati 11/22/22; Signed by Cincinnati (practice squad) 11/23/22; Signed to reserve/future contract by Denver 2/1/23.



2022: Prince spent time on the active roster and also competed on the practice squad for Cincinnati... Spent the first 10 games of the season on injured reserve (elbow)... Was elevated for the AFC Divisional Game and AFC Conference Championship Game during the postseason.

2021: Prince appeared in 15 games (4 starts) and started all four postseason games for Cincinnati, totaling 448 combined snaps between offense and special teams in the regular-season... Saw action in all 256 offensive snaps in the postseason to help the Bengals reach Super Bowl LVI... Made his first appearance with Cincinnati in their Week 1 opener vs. Min. (9/12)... Made his first start with the team at RT vs. LAC (12/5)... Made his first postseason start at RT vs. L.V. (1/15)... Started at RT in Super Bowl LVI vs. LAR (2/13).

2020: Prince did not play after being placed on Reserve/Opt-Out list on July 31.

2019: Prince appeared in four games (2 starts) after being drafted in the sixth round (202nd overall) by Miami in the 2019 NFL Draft... Made his NFL debut and first career start at RT vs. LAC (9/29)... Was waived by Miami on Dec. 5 and acquired by Cincinnati on Dec. 6 via waivers... Was made inactive for Weeks 14-17.

COLLEGE: Prince played four seasons at the Ohio State University (2015-18), appearing in 54 games (41 starts) and served as the starting RT in his final three years... Started 41 consecutive games to finish his career... During his time with the Buckeyes, Ohio State ranked fourth in passer rating (155.4), fifth in rushing (225.5 ypg), sixth in rushing touchdowns (129), seventh in rushing average (5.3) and tied for the 11th fewest sacks allowed (92)... Won consecutive Big Ten championships (2017, '18) and had bowl game wins over No. 8 Notre Dame (2016 Fiesta Bowl) and No. 8 USC (2018 Cotton Bowl) and No. 9 Washington (2019 Rose Bowl)... Named first-team All-Big Ten and a team captain as a senior... Earned third-team All-Big Ten as a junior in 2017.

PERSONAL: Prince attended Eleanor Roosevelt High School in Greenbelt, Md., earning first-team All-State honors during his senior year... Helped the Raiders to an 11-1 record as a senior... Earned all-metro honors for three years by the *Washington Post*... Isaiah Prince was born on July 29, 1997, in Greenbelt, Md.

PRINCE'S REGULAR SEASON RECORD

Year	Club	G	S
2019	Mia./Cin.	4	2
2021	Cincinnati	15	4
2022	Cincinnati	0	0
CAREER TOTALS		19	6

PRINCE'S POSTSEASON RECORD

Year	Club	G	S
2021	Cincinnati	4	4
2022	Cincinnati	0	0
CAREER TOTALS		4	4



MIKE PURCELL

98

DEFENSIVE LINE

6-3 • 328 • 8TH YR. • WYOMING

BORN: April 20, 1991 in Highlands Ranch, Colo.

HIGH SCHOOL: Highlands Ranch (Colo.) High School

ACQUIRED: Free Agent, 2019

NFL YEAR: 8th • **YEAR WITH BRONCOS:** 5th

NFL GAMES PLAYED/STARTED: 74/35



PURCELL AT A GLANCE:

- An eighth-year defensive lineman who has appeared in 74 career games (35 starts) with the 49ers (2014-16) and Broncos (2019-22) in addition to competing on practice squads with San Francisco (2013), Chicago (2017), Carolina (2017), New England (2017) and Kansas City (2017).
- Totaled 183 tackles (105 solo), 3.5 sacks (16.5 yds.), one pass defended, one forced fumble and two fumble recoveries during his career.
- Played in all 17 games (4 starts) in 2022, posting 45 tackles (21 solo), a career-high 1.5 sacks (2.5 yds.) and one fumble recovery.
- Appeared in 13 games (10 starts) in 2021, totaling 33 tackles (17 solo), one pass defended and one fumble recovery.
- Started all six games played with the Broncos in 2020, totaling 15 tackles (10 solo) and one sack (10 yds.) before being placed on injured reserve with a season-ending foot injury.
- Started 7-of-13 games played with Denver in 2019, recording a career-best 48 tackles (28 solo).
- Totaled 14 tackles (13 solo) and three sacks in eight regular season games played with the Salt Lake Stallions of the Alliance of American Football.
- Appeared in 15 games (5 starts) with the 49ers in 2016, registering 26 tackles (17 solo) and one forced fumble.
- Played 42 games (36 starts) at the University of Wyoming, posting 197 tackles, four sacks, three forced fumbles and two fumble recoveries in his four-year collegiate career.
- Joined the Broncos as a free agent on April 22, 2019.
- Entered the NFL with the 49ers as a college free agent on May 7, 2013.

CAREER TRANSACTIONS: Signed by San Francisco as a college free agent 5/7/13; Waived by San Francisco 8/31/13; Signed by San Francisco (practice squad) 9/2/13; Signed by San Francisco (active roster) 1/21/14; Waived by San Francisco 8/30/14; Signed by San Francisco (practice squad) 8/31/14; Signed by San Francisco (active roster) 12/19/14; Released by San Francisco 5/2/17; Claimed off waivers by L.A. Rams 5/3/17; Released by L.A. Rams 9/2/17; Signed by Chicago (practice squad) 9/19/17; Released by Chicago 10/6/17; Signed by Carolina (practice squad) 10/10/17; Released by Carolina 10/14/17; Signed by New England (practice squad) 10/25/17; Released by New England 10/26/17; Signed by New England (practice squad) 11/7/17; Released by New England 11/22/17; Signed by Kansas City (practice squad) 11/28/17; Released by Kansas City 4/30/18; Signed by Kansas City 7/27/18; Released by Kansas City 9/1/18; Signed by Denver 4/22/19; Re-signed by Denver 4/17/20; Re-signed by Denver 10/6/20; Released by Denver 8/30/22; Signed by Denver 8/31/22.

2022: Purcell played in all 17 games (4 starts) in 2022, making 45 tackles (21 solo), a career-high 1.5 sacks (2.5 yds.) and one fumble recovery... Picked up five tackles (4 solo) and ran 49ers QB Jimmy Garoppolo out of the end zone to pick up a safety in the 11-10 win vs. S.F. (9/25)... His safety was the first by a Broncos player since the 2015 season... Had five tackles (3 solo) and recovered a fumble at Ten. (11/13)... Made four tackles (1 solo) vs. K.C. (12/11).

2021: Purcell appeared in 13 games (10 starts), totaling 33 tackles (17 solo), one pass defended and one fumble recovery... Recorded five tackles (4 solo) vs. Bal. (10/3)... Collected his first career pass defended at Pit. (10/10)... Nabbed four tackles (2 solo) vs. L.V. (10/17)... Tied his career high with six tackles (5 solo) at Cle. (10/21)... Posted first career fumble recovery and added three assisted tackles at L.V. (12/26)... Added four tackles (1 solo) vs. K.C. (1/8).

2020: Purcell started all six games played with the Broncos, totaling 15 tackles (10 solo) and a sack (10 yds.) before being placed on injured reserve on Oct. 27 with a foot injury (fractured foot)... Posted a season-high five tackles (4 solo) vs. Ten. (9/14)... Notched his first sack of the season (10 yds.) and the second of his career at Pit. (9/20)... Tied season-high with five defensive stops (3 solo) at NYJ (10/1)... Started Denver's Week 7 game vs. K.C. (10/25) before leaving the game with a foot injury.

2019: Purcell saw action in 13 games (7 starts) with Denver and recorded a career-best 48 tackles (28 solo)... Began the year with the Salt Lake Stallions of the Alliance of American Football, recording 14 tackles (13 solo) in eight games... Made his Broncos debut at Oak. (9/9)... Was inactive in four games before seeing action in Week 5 at LAC (10/6)... Posted five solo tackles, including two for loss vs. Ten. (10/13)... Collected five tackles (4 solo) vs. K.C. (10/17)... Totaled five tackles (4 solo) at Min. (11/17)... Recorded five tackles (2 solo) at K.C. (12/15), vs. Det. (12/22) and vs. Oak. (12/29).

2018: Purcell spent training camp with Kansas City before being released on Sep. 1.

2017: Purcell spent the season competing on practice squads with Chicago, Carolina, New England and Kansas City.

2016: Purcell saw action in a career-high 15 games (5 starts) with San Francisco and totaled 26 tackles (17 solo) and one forced fumble... Had a career-high six tackles (all solo) at Sea. (9/25)... Forced a fumble and made two tackles at Buf. (10/16).

2015: Purcell played in eight games (3 starts) with San Francisco and recorded 15 tackles (11 solo) and one sack (4 yds.)... Sacked Carson Palmer (4 yds.) vs. Ari. (11/29).

2014: Purcell spent the first 14 weeks of the season on San Francisco's practice squad before being signed to the active roster on Dec. 19... Played in the final two games of the season and recorded one tackle.

2013: Purcell, who entered the NFL as a college free agent with San Francisco on May 7, spent his rookie season on the club's practice squad.

COLLEGE: Purcell played 42 games (36 starts) at the University of Wyoming and totaled 197 tackles, four sacks, three forced fumbles and two fumble recoveries in his four-year career... Earned first-team All-Mountain West Conference honors as a senior after recording 83 tackles, 1.5 sacks and two forced fumbles... Registered 48 tackles, two sacks and one fumble recovery as a junior... Totaled 57 tackles, a half sack and one forced fumble as a sophomore... Recorded nine tackles as a freshman.

PERSONAL: Purcell attended Highlands Ranch (Colo.) High School, where he earned second-team all-state honors as a senior... Mike Purcell was born on April 20, 1991 in Highlands Ranch, Colo.

PURCELL'S REGULAR SEASON RECORD

Year	Club	G	S	UT	A	TT	S-Yds.	I-Yds.	PD	FF	FR	TD-Int.	TD-FR	S	Pts.
2014	San Francisco	2	0	1	0	1	0-0	0-0	0	0	0	0	0	0	0
2015	San Francisco	8	3	11	4	15	1-4	0-0	0	0	0	0	0	0	0
2016	San Francisco	15	5	17	9	26	0-0	0-0	0	1	0	0	0	0	0
2019	Denver	13	7	28	20	48	0-0	0-0	0	0	0	0	0	0	0
2020	Denver	6	6	10	5	15	1-10	0-0	0	0	0	0	0	0	0
2021	Denver	13	10	17	16	33	0-0	0-0	1	0	1	0	0	0	0
2022	Denver	17	4	21	24	45	1.5-2.5	0-0	0	0	1	0	0	1	2
CAREER TOTALS		74	35	105	78	183	3.5-16.5	0-0	1	1	2	0	0	1	2

MIKE PURCELL'S CAREER GAME-BY-GAME

(Victories asterisked)

2014 SAN FRANCISCO (8-8)		TACKLES									
Date	Opponent	P/S	UT	A	TT	S-Yds.	I-Yds.	PD	FF	FR	
Games 1-14											
PRACTICE SQUAD											
Dec 20	vs. San Diego	P	0	0	0	0-0	0-0	0	0	0	
Dec 28	vs. Arizona*	P	1	0	1	0-0	0-0	0	0	0	
Season Totals		2/0	1	0	1	0-0	0-0	0	0	0	

2015 SAN FRANCISCO (5-11)		TACKLES									
Date	Opponent	P/S	UT	A	TT	S-Yds.	I-Yds.	PD	FF	FR	
Games 1-7				INACTIVE							
Nov 8	vs. Atlanta*	P	0	0	0	0-0	0-0	0	0	0	
Nov 22	at Seattle	P	2	2	4	0-0	0-0	0	0	0	
Nov 29	vs. Arizona	S	2	1	3	1-4	0-0	0	0	0	
Dec 6	at Chicago*	S	1	0	1	0-0	0-0	0	0	0	
Dec 13	at Cleveland	P	0	1	1	0-0	0-0	0	0	0	
Dec 20	vs. Cincinnati	P	1	0	1	0-0	0-0	0	0	0	
Dec 27	at Detroit	P	2	0	2	0-0	0-0	0	0	0	
Jan 3	vs. St. Louis*	S	3	0	3	0-0	0-0	0	0	0	
Season Totals			8/3	11	4	15	1-4	0-0	0	0	0

2016 SAN FRANCISCO (2-14)		TACKLES									
Date	Opponent	P/S	UT	A	TT	S-Yds.	I-Yds.	PD	FF	FR	
Sept 12	vs. L.A. Rams*	S	4	0	4	0-0	0-0	0	0	0	
Sept 18	at Carolina	S	1	2	3	0-0	0-0	0	0	0	
Sept 25	at Seattle	S	0	6	6	0-0	0-0	0	0	0	
Oct 2	vs. Dallas	S	4	0	4	0-0	0-0	0	0	0	
Oct 6	vs. Arizona	S	4	0	4	0-0	0-0	0	0	0	
Oct 16	at Buffalo	S	2	0	2	0-0	0-0	0	0	0	
Oct 23	vs. Tampa Bay	P	1	0	1	0-0	0-0	0	0	0	
Nov 13	at Arizona	P	0	0	0	0-0	0-0	0	0	0	
Nov 20	vs. New England	S	0	0	0	0-0	0-0	0	0	0	
Nov 27	at Miami	S	0	0	0	0-0	0-0	0	0	0	
Dec 4	at Chicago	P	0	0	0	0-0	0-0	0	0	0	
Dec 11	vs. N.Y. Jets	P	0	0	0	0-0	0-0	0	0	0	
Dec 18	at Atlanta	S	1	0	1	0-0	0-0	0	0	0	
Dec 24	at L.A. Rams*	S	0	1	1	0-0	0-0	0	0	0	
Jan 1	vs. Seattle	S	0	0	0	0-0	0-0	0	0	0	
Season Totals			15/5	17	9	26	0-0	0-0	0	0	0

2019 DENVER (7-9)		TACKLES									
Date	Opponent	P/S	UT	A	TT	S-Yds.	I-Yds.	PD	FF	FR	
Sept 9	at Oakland	P	0	0	0	0-0	0-0	0	0	0	
Games 2-4				INACTIVE							
Oct 6	at L.A. Chargers*	P	1	2	3	0-0	0-0	0	0	0	
Oct 13	vs. Tennessee*	S	5	0	5	0-0	0-0	0	0	0	
Oct 17	vs. Kansas City	P	4	1	5	0-0	0-0	0	0	0	
Oct 27	at Indianapolis	P	1	2	3	0-0	0-0	0	0	0	
Nov 3	vs. Cleveland*	S	1	1	2	0-0	0-0	0	0	0	
Nov 17	at Minnesota	S	4	1	5	0-0	0-0	0	0	0	
Nov 24	at Buffalo	P	1	2	3	0-0	0-0	0	0	0	
Dec 1	vs. L.A. Chargers*	P	3	0	3	0-0	0-0	0	0	0	
Dec 8	at Houston*	S	2	2	4	0-0	0-0	0	0	0	
Dec 15	at Kansas City	S	2	3	5	0-0	0-0	0	0	0	
Dec 22	vs. Detroit*	S	2	3	5	0-0	0-0	0	0	0	
Dec 29	vs. Oakland*	S	2	3	5	0-0	0-0	0	0	0	
Season Totals			13/7	28	20	48	0-0	0-0	0	0	0

2020 DENVER (5-11)		TACKLES									
Date	Opponent	P/S	UT	A	TT	S-Yds.	I-Yds.	PD	FF	FR	
Sept 14	vs. Tennessee	S	4	1	5	0-0	0-0	0	0	0	
Sept 20	at Pittsburgh	S	1	0	1	1-10	0-0	0	0	0	
Sept 27	vs. Tampa Bay	S	1	1	2	0-0	0-0	0	0	0	
Oct 1	at N.Y. Jets*	S	3	2	5	0-0	0-0	0	0	0	
Oct 18	at New England*	S	1	1	2	0-0	0-0	0	0	0	
Oct 25	vs. Kansas City	S	0	0	0	0-0	0-0	0	0	0	
PLACED ON INJURED RESERVE (FOOT) ON OCT. 27											
Season Totals			6/6	10	5	15	1-10	0-0	0	0	0

2021 DENVER (7-10)		TACKLES									
Date	Opponent	P/S	UT	A	TT	S-Yds.	I-Yds.	PD	FF	FR	
Sept 12	at N.Y. Giants*	S	0	0	0	0-0	0-0	0	0	0	
Sept 19	at Jacksonville*	S	1	2	3	0-0	0-0	0	0	0	
Sept 26	vs. N.Y. Jets*	S	0	1	1	0-0	0-0	0	0	0	
Oct 3	vs. Baltimore	S	4	1	5	0-0	0-0	0	0	0	
Oct 10	at Pittsburgh	S	0	0	0	0-0	0-0	1	0	0	
Oct 17	vs. Las Vegas	S	2	2	4	0-0	0-0	0	0	0	
Oct 21	at Cleveland	S	5	1	6	0-0	0-0	1	0	0	
Games 8-9				INACTIVE							
Nov 14	vs. Philadelphia	P	0	0	0	0-0	0-0	0	0	0	
Nov 28	vs. L.A. Chargers*	S	0	0	0	0-0	0-0	0	0	0	
Dec 5				INACTIVE							
Dec 12	vs. Detroit*	S	2	2	4	0-0	0-0	0	0	0	
Dec 19	vs. Cincinnati	P	2	1	3	0-0	0-0	0	0	0	
Dec 26	at Las Vegas	P	0	3	3	0-0	0-0	0	0	1	
RESERVE/COVID-19											
Jan 2	at L.A. Chargers										
Jan 8	vs. Kansas City	S	1	3	4	0-0	0-0	0	0	0	
Season Totals			13/10	17	16	33	0-0	0-0	1	0	1

2022 DENVER (5-12)		TACKLES									
Date	Opponent	P/S	UT	A	TT	S-Yds.	I-Yds.	PD	FF	FR	
Sept 12	at Seattle	P	0	1	1	0-0	0-0	0	0	0	
Sept 18	vs. Houston*	P	1	1	2	0-0	0-0	0	0	0	
Sept 25	vs. San Francisco*	P	4	1	5	1-2	0-0	0	0	0	
Oct 2	at Las Vegas	P	3	1	4	0-0	0-0	0	0	0	
Oct 6	vs. Indianapolis	S	1	1	2	0-0	0-0	0	0	0	
Oct 17	at L.A. Chargers	P	1	2	3	0-0	0-0	0	0	0	
Oct 23	vs. N.Y. Jets	P	0	5	5	0.5-0.5	0-0	0	0	0	
Oct 30	at Jacksonville*	P	1	1	2	0-0	0-0	0	0	0	
Nov 13	at Tennessee	S	3	2	5	0-0	0-0	0	0	1	
Nov 20	vs. Las Vegas	P	1	1	2	0-0	0-0	0	0	0	
Nov 27	at Carolina	P	1	1	2	0-0	0-0	0	0	0	
Dec 4	at Baltimore	P	1	1	2	0-0	0-0	0	0	0	
Dec 11	vs. Kansas City	P	1	3	4	0-0	0-0	0	0	0	
Dec 18	vs. Arizona*	P	1	2	3	0-0	0-0	0	0	0	
Dec 25	at L.A. Rams	P	1	0	1	0-0	0-0	0	0	0	
Jan 1	at Kansas City	S	1	1	2	0-0	0-0	0	0	0	
Jan 8	vs. L.A. Chargers*	S	0	0	0	0-0	0-0	0	0	0	
Season Totals			17/4	21	24	45	1.5-2.5	0-0	0	0	1



WILL SHERMAN

78

GUARD



6-4 • 300 • 3RD YR. • COLORADO

BORN: May 27, 1999, in Raleigh, N.C.

HIGH SCHOOL: Allen (Texas) High School

ACQUIRED: Free Agent, 2022

NFL YEAR: 3rd • YEAR WITH BRONCOS: 2nd

NFL GAMES PLAYED/STARTED: 1/0

SHERMAN AT A GLANCE:

- A third-year guard who has appeared in one contest with New England in 2021 and also spent time on Denver's practice squad and active roster in 2022, appearing in six special teams snaps.
- Played in 24 games (21 starts) at the University of Colorado (2017-19).
- Named second-team All-District as a senior and honorable mention All-District during his junior season at Allen (Texas) High School.
- Entered the NFL with New England as a draft choice on May 11, 2021.
- Signed by Denver as a free agent on Sept. 2, 2022.

CAREER TRANSACTIONS: Signed by New England as a draft choice 5/11/21; Waived by New England 8/31/21; Signed by New England (practice squad) 9/1/21; Re-signed by New England 1/17/22; Waived by New England 8/30/22; Signed by Denver (practice squad) 9/2/22; Signed by Denver (active roster) 1/3/23.



2022: Sherman spent most of the season competing on Denver's practice squad ... Was promoted ahead of the Broncos' Week 18 matchup vs. LAC (1/8), but did not play.


2021: Sherman appeared in one game for New England, playing in six special-teams snaps.

COLLEGE: Sherman played in 24 games (21 starts) at the University of Colorado... Played and started all 12 games at right tackle in 2019, appearing in 836 of a possible 850 offensive plays and added 67 knockdown blocks... As a sophomore, named All-Pac 12 honorable mention by the league's coaches after playing in all 12 games (9 starts) and appearing in 750 offensive plays.

PERSONAL: Sherman prepped at Allen (Texas) High School, playing with Cardinals quarterback Tyler Murray... Compiled a 44-2 record at Allen from his sophomore year on and was named second-team All-District as a senior... Garnered honorable mention All-District honors as a junior... Also participated in track and field, throwing shot put and discus... Will Sherman was born on May 27, 1999, in Raleigh, N.C.

SHERMAN'S REGULAR SEASON RECORD

Year	Club	G	S
2021	New England	1	0
2022	Denver	0	0
CAREER TOTALS		1	0



JUSTIN SIMMONS

31

SAFETY



6-2 • 202 • 8TH YR. • BOSTON COLLEGE

BORN: Nov. 19, 1993, in Manassas, Va.

HIGH SCHOOL: Martin County High School, Stuart, Fla.

ACQUIRED: Draft #3 (98th overall), 2016

NFL YEAR: 8th • **YEAR WITH BRONCOS:** 8th

NFL GAMES PLAYED/STARTED: 103/93

SIMMONS AT A GLANCE:

- An eighth-year player who is just the fifth safety in Broncos' history to be named a Pro Bowler (2020) and an All-Pro (second-team, 2019, '21, '22) while with the team.
- Became the only defensive back in the NFL to be named Associate Press All-Pro in each of the last two seasons (2021, '22).
- Played 103 games (93 starts) during his first seven seasons with Denver (2016-22), posting 522 tackles (381 solo), 3.5 sacks (28 yds.), 27 interceptions (403 yds., 1 TD), 56 passes defended, two fumble recoveries, three forced fumbles, two blocked field goals, one blocked extra point and 12 special-teams stops.
- Chosen as the Broncos nomination for the Walter Payton NFL Man of the Year Award for three consecutive years (2019-21) while also becoming the first three-time winner of the Darrent Williams Good Guy Award (2017, '19-20), as voted on by the team's local media.
- Selected as the inaugural winner of the Demaryius Thomas Team MVP Award in 2021, as voted on by the Denver Chapter of the Pro Football Writers of America.
- Produced the fourth-most interceptions (27) among Broncos safeties in team history and became the first Bronco player to accumulate multiple interceptions in each of his first seven seasons since the 1970 AFL/NFL merger.
- Tied with S Kevin Byard for the most interceptions by an active safety (27) since 2016.
- Became the only player in the NFL to posted at least four interceptions in each of the last four seasons (2019-22).
- Recognized as one-of-two active defensive backs (S Kevin Byard, Ten.) to record totals of least 400 tackles and 25 interceptions since 2016.
- Tabbed as the only defender to play 100% of his team's defensive snaps from 2018-20, logging 3,211 consecutive plays in that span.
- Started all 12 games played in 2022, recording 69 tackles (42 solo), a career-high six interceptions (51 yds.), seven passes defended, a career-high three forced fumbles and one fumble recovery.
- His six interceptions in 2022 were the most by a Bronco in a single season since Pro Football Hall of Fame CB Champ Bailey (10) in 2006 and tied for the league lead that season.
- Started all 17 games played in 2021, totaling 80 tackles (60 solo), 1.5 sacks (13 yds.), five interceptions (76 yds.) and 12 passes defended
- Totaled five interceptions and a career high in interception return yards (90) to go along with 96 tackles (77 solo), nine passes defended and one fumble recovery in 2020.
- Became the 13th safety since 1991 to record at least 90 tackles (93), four interceptions and 15 passes defended in a single season in 2019.
- Registered a career-high 98 tackles (71 solo), three interceptions (8 yds.) and four passes defended in 16 games played (all starts) in 2018.
- Started all 13 games played during his second NFL season in 2017, totaling 63 tackles (46 solo), one sack (6 yds.), two interceptions (65 yds., TD) and five passes defended.
- Played 13 games (3 starts) during his rookie season in 2016, recording 24 tackles (20 solo), one sack (9 yds.), two interceptions (83 yds.), and four passes defended.
- Opened 32-of-50 career games at Boston College, posting 229 tackles (165 solo), eight interceptions (50 yds.), 22 passes defended, four forced fumbles, four fumble recoveries and one sack (15 yds.).

31's TROPHY CASE

All-Pro (Second Team)2019, '21, '22

Pro Bowl (1):2020

- Attended Martin County High School in Stuart, Fla., earning All-Area Defensive Player of the Year honors in addition to being named second-team All-Florida.
- Selected by the Broncos in the third round (98th overall) of the 2016 NFL Draft.

CAREER TRANSACTIONS: Signed by Denver as a draft choice 5/13/16; Re-signed by Denver 3/19/21.



2022: Simmons was selected to the Associated Press All-Pro second team for the third time in his career after starting all 12 games he played in... Finished the year with 69 tackles (42 solo), a career-high six interceptions (51 yds.), seven passes defended, a career-high three forced fumbles and one fumble recovery... His six interceptions were the most by a Bronco in a single season since Pro Football Hall of Fame CB Champ Bailey (10) in 2006... His six picks were also tied for the most in the league (S Minkah Fitzpatrick, Pit.; S C.J. Gardner-Johnson, Phi.; CB Tariq Woolen, Sea.) on the season... Tied for the team high with nine tackles (2 solo) and also recovered a fumble forced by OLB Randy Gregory at Sea. (9/12)... Picked off Jaguars QB Trevor Lawrence in the second quarter while also tallying five tackles (3 solo) and a pass defended in the win at Jac. (10/30)... Had a team-high nine tackles (4 solo) at Car. (11/27)... Intercepted two passes and made five tackles (4 solo), a forced fumble and two passes defended at Bal. (12/4)... Simmons became the first Bronco to tally multiple interceptions in each of his first seven NFL seasons... Notched five tackles (4 solo), including a TFL, vs. K.C. (12/11)... Produced his second multi-INT game of the season and third of his career vs. Ari. (12/18), becoming the first Bronco to post multiple multi-interception games in a single season since Pro Football Hall of Fame CB Champ Bailey in 2006 and the first Bronco safety to do so since Broncos Ring of Fame S Billy Thompson in 1974... Totaled nine tackles (6 solo) at LAR (12/25)... Notched his 27th career interception and his sixth of the season, a career high, after picking off Chiefs QB Patrick Mahomes at K.C. (1/1)... Became the first Bronco safety to record multiple forced fumbles in a game since Pro Football Hall of Fame S John Lynch in 2005 and the first NFL safety to do so since Cardinals S Budda Baker in 2017 when he forced two fumbles and totaled 10 tackles (7 solo) vs. LAC (1/8).

2021: Simmons started all 17 games played, totaling 80 tackles (60 solo), 1.5 sacks (13 yds.), five interceptions (76 yds.) and 12 passes defended... Tied for the team lead in tackles and recorded six solo defensive stops at NYG (9/12)... Registered his 17th career interception (35 yds.) and added two tackles (1 solo) and one pass defended vs. NYJ (9/26)... Recorded his 12th career game with multiple passes defended (2) and added a season-high eight tackles (6 solo) vs. Bal. (10/3)... Tied for the team lead in tackles, posting eight defensive stops (5 solo) at Pit. (10/10)... Totaled five tackles (3 solo) and one pass defended at Cle. (10/21)... Registered his first career multi-interception game, recording two interceptions (24 yds.) to go along with two passes defended and seven solo tackles vs. Was. (10/31)... Collected two passes defended for the second consecutive game and added two solo tackles at Dal. (11/7)... Recorded six tackles (4 solo) and tallied his 20th career interception (17 yds.) vs. Phi. (11/14)... Tied his season high with eight tackles (7 solo) and added two passes defended vs. LAC (11/28)... Recorded one pass defended and had six tackles (5 solo) vs. Det. (12/12)... Tallied a career-high 1.5 sacks (13 yds.) and collected four tackles (2 solo) vs. Cin. (12/19).

2020: Simmons, who started all 16 games for the third consecutive season, posted five interceptions and set a career high in interception return yards (90) to go with 96 tackles (77 solo), nine passes defended and a fumble recovery... Tied for fourth (Quandre Diggs, Sea.; Harrison Smith, Min.) among all defensive backs with five interceptions on the season... Collected eight tackles (7 solo), two passes defended and an interception (37 yds.) at Pit. (9/20)... Added eight tackles (7 solo) vs. T.B. (9/27)... Collected his first career fumble recovery and added eight tackles (all solo) at N.E. (10/18)... Nabbed his second interception of the season (46 yds.) and added five tackles (4 solo) and a pass defended vs. LAC (11/1)... Posted his third interception of the campaign and added five tackles (4 solo) and two passes defended at Atl. (11/8)... Registered a season-high nine tackles (5 solo) at L.V. (11/15)... Led the team in tackles with seven stops (6 solo), had two passes defended and registered his 15th career interception vs. Mia (11/22)... Tied for the team lead in tackles and had seven defensive stops (all solo) at Car. (12/13)... Posted two passes defended and tallied his 16th career interception vs. L.V. (1/3), surpassing former Bronco Deltha O'Neal for the second-most interceptions by a player through his first five seasons with the team.

SIMMONS AN EVERY-SNAP PLAYER

NFL DEFENDERS, PCT. OF DEFENSIVE SNAPS PLAYED, 2018-2020

Player (Tm.)	Pct. of Team Snaps	Snaps
1. Justin Simmons (Den.)	100.0%	3,211
2. Kevin Byard (Ten.)	99.1%	3,230
3. Jesse Bates (Cin.)	98.9%	3,213
4. Kyle Fuller (Den.)	98.3%	3,128
5. Malcolm Jenkins (N.O. / Phi.)	97.8%	3,077

NFL DEFENDERS, PCT. OF DEFENSIVE SNAPS PLAYED, 2020

Player (Tm.)	Pct. of Team Snaps	Snaps
1. Justin Simmons (Den.)	100.0%	1,085
Anthony Harris (Min.)	100.0%	1,067
Vonn Bell (Cin.)	100.0%	1,057
John Johnson (LAR)	100.0%	1,023
5. Marcus Maye (NYJ)	99.9%	1,136

*- Snap counts according to Sport Radar 360 (inc. plays with penalties)

SIMMONS AN ALL-PRO & PRO BOWL SAFETY

BRONCOS SAFETIES NAMED A PRO BOWLER AND ALL PRO W/ TEAM

Player	Pro Bowls	All-Pro Honors	Years w/ Denver
1. Steve Atwater	8	3	1989-98
2. Dennis Smith	6	1	1981-94
3. Billy Thompson	3	1	1969-81
4. Brian Dawkins	2	1	2009-11
5. Justin Simmons	1	3	2016-pres.

2019: Simmons was named second-team All-Pro by the Associated Press after posting 93 tackles (65 solo), four interceptions (30 yds.) and 15 passes defended... Tied for second on the team in tackles... Became the 13th safety since 1991 to record at least 90 tackles, four interceptions and 15 passes defended... Was one of five defensive players to play 100 percent (1,049 snaps) of their team's defensive snaps... Totaled nine tackles (8 solo) and two passes defended vs. Chi. (9/15)... Collected seven tackles (4 solo) and two passes defended against Jac. (9/29)... Registered four tackles (2 solo), one interception (17 yds.) and one pass defended at LAC (10/6)... Picked off Titans QB Marcus Mariota (5 yds.) and added four solo tackles vs. Ten. (10/13)... Tallied eight tackles (7 solo) and two passes defended vs. K.C. (10/17)... Recorded seven tackles (5 solo) and one pass defended at Ind. (10/27)... Collected eight tackles (6 solo) vs. Cle. (11/3)... Notched eight tackles (7 solo), one pass defended and one interception (8 yds.) at Buf. (11/24)... Made six tackles (2 solo) and recorded three passes defended at Hou. (12/8)... Tallied eight tackles (6 solo) and one interception at K.C. (12/15)... Posted four tackles (2 solo) and one pass defended vs. Oak. (12/29).

2018: Simmons started all 16 games and ranked second on the team with 97 tackles (71 solo) to go along with three interceptions and four passes defended... Was one-of-three players in the NFL to start 100 percent of his team's defensive snaps... Intercepted Seahawks QB Russell Wilson in addition to posting four tackles (3 solo) vs. Sea. (9/9)... Led the team with nine tackles (8 solo) vs. Oak. (9/16)... Blocked a field goal and made five solo tackles at Bal. (9/23)... Paced the team with eight tackles (7 solo) vs. K.C. (10/1)... Led the team with seven tackles (4 solo) at NYJ (10/7)... Intercepted Chiefs QB Patrick Mahomes in addition to posting five tackles (4 solo) at K.C. (10/28)... Tied for the team lead with 10 tackles (5 solo) and added one pass defended at LAC (11/18)... Blocked one field goal and posted eight tackles (6 solo) vs. Pit. (11/25)... Intercepted Bengals QB Jeff Driskel (8 yds.) in addition to making nine tackles (7 solo) at Cin. (12/2)... Led the team with seven tackles (4 solo) vs. Cle. (12/15).

2017: Simmons opened all 13 games played before suffering a season-ending ankle injury in Week 14... Finished with 63 tackles (46 solo), one sack (6 yds.), two interceptions (65 yds., TD) and five passes defended... Recorded six tackles apiece vs. LAC (9/11) and vs. Dal. (9/17)... Intercepted Raiders QB EJ Manuel to seal Denver's victory vs. Oak (10/1)... Led the team with a career-high 11 tackles (all solo) and posted two passes defended vs. NYG (10/15)... Tallied two solo tackles and a career-high four special-teams stops at Phi. (11/5)... Tied for the team lead with 10 tackles (6 solo) and sacked Patriots QB Tom Brady (6 yds.) vs. N.E. (11/12)... Intercepted Dolphins QB Jay Cutler and returned it 65 yards for a touchdown in addition to finishing with five tackles (3 solo) and two special-teams stops at Mia. (12/3).

2016: Selected by the Broncos in the third round (98th overall) of the 2016 NFL Draft, Simmons played 13 games (3 starts) and recorded 24 tackles (20 solo), one sack (9 yds.), two interceptions (83 yds.), four passes defended, one blocked extra point and five special-teams stops... Posted one solo tackle in his NFL debut vs. Car. (9/8)... Blocked an extra point with 1:22 remaining at N.O. (11/13) that was returned for the game-winning defensive two-point conversion... Earned AFC Special Teams Player of the Week recognition for his contributions... Made his first career start and finished with two tackles (1 solo) vs. N.E. (12/18).

COLLEGE: Simmons opened 32-of-50 games at Boston College, racking up 229 tackles (165 solo), eight interceptions (50 yds.), 22 passes defended, four forced fumbles, four fumble recoveries and one sack (15 yds.)... Started all 12 games at safety for the nation's top-ranked defense (254.3 ypg.) as a senior... Finished with 67 tackles (49 solo), five interceptions (28 yds.), seven passes defended, two forced fumbles and three fumble recoveries, earning All-ACC second team honors... Opened all 13 games in his junior campaign, starting the first seven contests at safety before moving to cornerback for the final six games... Led the team with 76 tackles (63 solo) and added two interceptions (20 yds.), seven passes defended and one sack (15 yds.)... Saw action in all 13 games as a sophomore, recording 34 tackles (22 solo), three passes defended and one fumble recovery... Appeared in all 12 games as a true-freshman, starting six contests at safety and one at cornerback.

PERSONAL: Simmons attended Martin County High School in Stuart, Fla., where he earned All-Area Defensive Player of the Year honors from *Scripps Treasure Coast Newspapers*... Majored in communications at Boston College and was presented with the Jay McGillis Memorial Scholarship... Selected as the Broncos 2019 and '20 Walter Payton Man of the Year... Selected as Pop Warner's 2021 Inspiration to the Youth Award winner... Chosen as a Broncos Community Ambassador Award winner in 2017 after making 16 community visits, highlighted by his work with children from the Boys & Girls Clubs of Metro Denver... Justin Simmons was born on Nov. 19, 1993 in Manassas, Va.

SIMMONS AMONG THE GREAT BRONCOS SAFETIES

MOST CAREER INTERCEPTIONS BY A BRONCOS SAFETY, ALL-TIME

Player	Years	INTS
1. Tyrone Braxton	1987-99	34
2. Mike Harden	1980-88	33
3. Dennis Smith	1981-94	30
4. Justin Simmons	2016-pres.	27
5. Steve Atwater	1989-98	24

SIMMONS' REGULAR SEASON RECORD

Year	Club	G	S	UT	A	TT	S-Yds.	I-Yds.	PD	FF	FR	TD-Int.	TD-FR	S	Pts.
2016	Denver	13	3	20	4	24	1-9	2-83	4	0	0	0	0	0	0
2017	Denver	13	13	46	17	63	1-6	2-65	5	0	0	1	0	0	6
2018	Denver	16	16	71	26	97	0-0	3-8	4	0	0	0	0	0	0
2019	Denver	16	16	65	28	93	0-0	4-30	15	0	0	0	0	0	0
2020	Denver	16	16	77	19	96	0-0	5-90	9	0	1	0	0	0	0
2021	Denver	17	17	60	20	80	1.5-13	5-76	12	0	0	0	0	0	0
2022	Denver	12	12	42	27	69	0-0	6-51	7	3	1	0	0	0	0
CAREER TOTALS		103	93	381	141	522	3.5-28	27-403	56	3	2	1	0	0	6

ADDITIONAL STATISTICS: Special-teams tackles — 2016 (6), 2017 (6), TOTAL (12). Blocked an extra point at N.O., 11/13/16. Blocked a field goal at Bal., 9/23/18. Blocked a field goal vs. Pit., 11/25/18.

SIMMONS' SINGLE-GAME HIGHS

(Postseason in parentheses)

Tackles — 11, vs. New York Giants, 10/15/17 (none). **Sacks** — 1.5, vs. Cincinnati, 12/19/21 (none). **Sack yards** — 13, vs. Cincinnati, 12/19/21 (none). **Interceptions** — 2, 3x, last: vs. Arizona, 12/18/22 (none). **Interception return yards** — 65t, at Miami, 12/3/17 (none). **Passes Defensed** — 3, at Houston, 12/8/19 (none). **Forced Fumbles** — 2, vs. L.A. Chargers, 1/8/23 (none). **Fumble Recoveries** — 1, twice, last: at Seattle, 9/12/22 (none). **Special-teams tackles** — 4, at Philadelphia, 11/5/17 (none).

SIMMONS' INTERCEPTIONS BY QUARTERBACK (27)

Quarterback	Interceptions	Quarterback	Interceptions
Patrick Mahomes	3	Marcus Mariota	1
Taylor Heinicke	2	Josh Allen	1
Alex Smith	1	Ben Roethlisberger	1
Connor Cook	1	Justin Herbert	1
EJ Manuel	1	Matt Ryan	1
Jay Cutler	1	Ryan Fitzpatrick	1
Russell Wilson	1	Derek Carr	1
Jeff Driskel	1	Zach Wilson	1
Philip Rivers	1	Jalen Hurts	1
Jared Goff	1	Trevor Lawrence	1
Tyler Huntley	1	James Proche	1
Trace McSorley	1	Colt McCoy	1

JUSTIN SIMMONS' CAREER GAME-BY-GAME

(Victories asterisked)

2016 DENVER (9-7)		TACKLES									
Date	Opponent	P/S	UT	A	TT	S-Yds.	I-Yds.	PD	FF	FR	
Sept 8	vs. Carolina*	P	1	0	1	0-0	0-0	0	0	0	
Sept 18	vs. Indianapolis*	P	4	0	4	0-0	0-0	0	0	0	
Sept 25	at Cincinnati*			INACTIVE							
Oct 2	at Tampa Bay*	P	0	0	0	0-0	0-0	0	0	0	
Oct 9	vs. Atlanta			INACTIVE							
Oct 13	at San Diego			INACTIVE							
Oct 24	vs. Houston*	P	1	0	1	0-0	0-0	0	0	0	
Oct 30	vs. San Diego*	P	1	0	1	1-9	0-0	0	0	0	
Nov 6	at Oakland	P	0	1	1	0-0	0-0	0	0	0	
Nov 13	at New Orleans*	P	1	1	2	0-0	0-0	0	0	0	
Nov 27	vs. Kansas City	P	2	0	2	0-0	0-0	1	0	0	
Dec 4	at Jacksonville*	P	2	0	2	0-0	0-0	0	0	0	
Dec 11	at Tennessee	P	2	0	2	0-0	0-0	0	0	0	
Dec 18	vs. New England	S	1	1	2	0-0	0-0	0	0	0	
Dec 25	at Kansas City	S	4	1	5	0-0	1-38	2	0	0	
Jan 1	vs. Oakland*	S	1	0	1	0-0	1-45	1	0	0	
Season Totals			13/3	20	4	24	1-9	2-83	4	0	0
2017 DENVER (5-11)		TACKLES									
Date	Opponent	P/S	UT	A	TT	S-Yds.	I-Yds.	PD	FF	FR	
Sept 11	vs. L.A. Chargers*	S	3	3	6	0-0	0-0	0	0	0	
Sept 17	vs. Dallas*	S	4	2	6	0-0	0-0	0	0	0	
Sept 24	at Buffalo	S	4	1	5	0-0	0-0	0	0	0	
Oct 1	vs. Oakland*	S	1	0	1	0-0	1-0	2	0	0	
Oct 15	vs. N.Y. Giants	S	11	0	11	0-0	0-0	2	0	0	
Oct 22	at L.A. Chargers	S	1	1	2	0-0	0-0	0	0	0	
Oct 30	at Kansas City	S	3	2	5	0-0	0-0	0	0	0	
Nov 5	at Philadelphia	S	2	0	2	0-0	0-0	0	0	0	
Nov 12	vs. New England	S	6	4	10	1-6	0-0	0	0	0	
Nov 19	vs. Cincinnati	S	5	0	5	0-0	0-0	0	0	0	
Nov 26	at Oakland	S	3	2	5	0-0	0-0	0	0	0	
Dec 3	at Miami	S	3	2	5	0-0	1-65	1	0	0	
Dec 10	vs. N.Y. Jets*	S	0	0	0	0-0	0-0	0	0	0	
PLACED ON INJURED RESERVE ON DEC. 13											
Season Totals			13/13	46	17	63	1-6	2-65	5	0	0


2018 DENVER (6-10)		TACKLES									
Date	Opponent	P/S	UT	A	TT	S-Yds.	I-Yds.	PD	FF	FR	
Sept 9	vs. Seattle*	S	3	1	4	0-0	1-0	1	0	0	
Sept 16	vs. Oakland*	S	7	2	9	0-0	0-0	0	0	0	
Sept 23	at Baltimore	S	5	0	5	0-0	0-0	0	0	0	
Oct 1	vs. Kansas City	S	7	1	8	0-0	0-0	0	0	0	
Oct 7	at N.Y. Jets	S	4	3	7	0-0	0-0	0	0	0	
Oct 14	vs. L.A. Rams	S	3	1	4	0-0	0-0	0	0	0	
Oct 18	at Arizona	S	6	1	7	0-0	0-0	0	0	0	
Oct 28	at Kansas City	S	4	1	5	0-0	1-0	1	0	0	
Nov 4	vs. Houston	S	1	0	1	0-0	0-0	0	0	0	
Nov 18	at L.A. Chargers*	S	5	5	10	0-0	0-0	1	0	0	
Nov 25	vs. Pittsburgh*	S	7	2	9	0-0	0-0	0	0	0	
Dec 2	at Cincinnati*	S	7	2	9	0-0	1-8	1	0	0	
Dec 9	at San Francisco	S	5	1	6	0-0	0-0	0	0	0	
Dec 15	vs. Cleveland	S	4	3	7	0-0	0-0	0	0	0	
Dec 24	at Oakland	S	2	1	3	0-0	0-0	0	0	0	
Dec 30	vs. L.A. Chargers	S	0	3	3	0-0	0-0	0	0	0	
Season Totals			16/16	71	26	97	0-0	3-8	4	0	0

2019 DENVER (7-9)		TACKLES									
Date	Opponent	P/S	UT	A	TT	S-Yds.	I-Yds.	PD	FF	FR	
Sept 9	at Oakland	S	1	2	3	0-0	0-0	0	0	0	
Sept 15	vs. Chicago	S	8	1	9	0-0	0-0	2	0	0	
Sept 22	at Green Bay	S	2	1	3	0-0	0-0	0	0	0	
Sept 29	vs. Jacksonville	S	4	3	7	0-0	0-0	2	0	0	
Oct 6	at L.A. Chargers*	S	2	2	4	0-0	1-17	1	0	0	
Oct 13	vs. Tennessee	S	4	0	4	0-0	1-5	1	0	0	
Oct 17	vs. Kansas City	S	7	1	8	0-0	0-0	2	0	0	
Oct 27	at Indianapolis	S	5	2	7	0-0	0-0	1	0	0	
Nov 3	vs. Cleveland*	S	6	2	8	0-0	0-0	0	0	0	
Nov 17	at Minnesota	S	3	1	4	0-0	0-0	0	0	0	
Nov 24	at Buffalo	S	7	1	8	0-0	1-8	1	0	0	
Dec 1	vs. L.A. Chargers*	S	2	3	5	0-0	0-0	0	0	0	
Dec 8	at Houston*	S	2	4	6	0-0	0-0	3	0	0	
Dec 15	at Kansas City	S	6	2	8	0-0	1-0	1	0	0	
Dec 22	vs. Detroit*	S	4	1	5	0-0	0-0	0	0	0	
Dec 29	vs. Oakland*	S	2	2	4	0-0	0-0	1	0	0	
Season Totals			16/16	65	28	93	0-0	4-30	15	0	0

2020 DENVER (5-11)		TACKLES									
Date	Opponent	P/S	UT	A	TT	S-Yds.	I-Yds.	PD	FF	FR	
Sept 14	vs. Tennessee	S	4	2	6	0-0	0-0	0	0	0	
Sept 20	at Pittsburgh	S	7	1	8	0-0	1-37	2	0	0	
Sept 27	vs. Tampa Bay	S	7	1	8	0-0	0-0	0	0	0	
Oct 1	at N.Y. Jets*	S	5	0	5	0-0	0-0	0	0	0	
Oct 18	at New England*	S	8	0	8	0-0	0-0	0	0	1	
Oct 25	vs. Kansas City	S	3	1	4	0-0	0-0	0	0	0	
Nov 1	vs. L.A. Chargers*	S	4	1	5	0-0	1-46	1	0	0	
Nov 8	at Atlanta	S	4	1	5	0-0	1-0	2	0	0	
Nov 15	at Las Vegas	S	5	4	9	0-0	0-0	0	0	0	
Nov 22	vs. Miami*	S	6	1	7	0-0	1-0	2	0	0	
Nov 29	vs. New Orleans	S	2	1	3	0-0	0-0	0	0	0	
Dec 6	at Kansas City	S	5	3	8	0-0	0-0	0	0	0	
Dec 13	at Carolina*	S	7	0	7	0-0	0-0	0	0	0	
Dec 19	vs. Buffalo	S	5	1	6	0-0	0-0	0	0	0	
Dec 27	at L.A. Chargers	S	3	1	4	0-0	0-0	0	0	0	
Jan 3	vs. Las Vegas	S	2	1	3	0-0	1-7	2	0	0	
Season Totals			16/16	77	19	96	0-0	5-90	9	0	1

2021 DENVER (7-10)		TACKLES									
Date	Opponent	P/S	UT	A	TT	S-Yds.	I-Yds.	PD	FF	FR	
Sept 12	at N.Y. Giants*	S	6	0	6	0-0	0-0	0	0	0	
Sept 19	at Jacksonville*	S	0	1	1	0-0	0-0	0	0	0	
Sept 26	vs. N.Y. Jets*	S	1	1	2	0-0	1-35	1	0	0	
Oct 3	vs. Baltimore	S	6	2	8	0-0	0-0	2	0	0	
Oct 10	at Pittsburgh	S	5	3	8	0-0	0-0	0	0	0	
Oct 17	vs. Las Vegas	S	1	2	3	0-0	0-0	0	0	0	
Oct 21	at Cleveland	S	3	2	5	0-0	0-0	1	0	0	
Oct 31	vs. Washington*	S	7	0	7	0-0	2-24	2	0	0	
Nov 7	at Dallas*	S	2	0	2	0-0	0-0	2	0	0	
Nov 14	vs. Philadelphia	S	4	2	6	0-0	1-17	1	0	0	
Nov 28	vs. L.A. Chargers*	S	7	1	8	0-0	0-0	2	0	0	
Dec 5	at Kansas City	S	2	0	2	0-0	0-0	0	0	0	
Dec 12	vs. Detroit*	S	5	1	6	0-0	1-0	1	0	0	
Dec 19	vs. Cincinnati	S	2	2	4	1.5-13	0-0	0	0	0	
Dec 26	at Las Vegas	S	4	1	5	0-0	0-0	0	0	0	
Jan 2	at L.A. Chargers	S	2	2	4	0-0	0-0	0	0	0	
Jan 8	vs. Kansas City	S	3	0	3	0-0	0-0	0	0	0	
Season Totals			17/17	60	20	80	1.5-13	5-76	12	0	0

2022 DENVER (5-12)		TACKLES									
Date	Opponent	P/S	UT	A	TT	S-Yds.	I-Yds.	PD	FF	FR	
Sept 12	at Seattle	S	2	7	9	0-0	0-0	0	0	1	
Games 2-5											
Oct 17	at L.A. Chargers	S	5	1	6	0-0	0-0	1	0	0	
Oct 23	vs. N.Y. Jets	S	3	0	3	0-0	0-0	0	0	0	
Oct 30	at Jacksonville*	S	3	2	5	0-0	1-0	1	0	0	
Nov 13	at Tennessee			INACTIVE							
Nov 20	vs. Las Vegas	S	1	1	2	0-0	0-0	0	0	0	
Nov 27	at Carolina	S	4	5	9	0-0	0-0	0	0	0	
Dec 4	at Baltimore	S	4	1	5	0-0	2-8	2	1	0	
Dec 11	vs. Kansas City	S	4	2	6	0-0	0-0	0	0	0	
Dec 18	vs. Arizona*	S	2	2	4	0-0	2-43	2	0	0	
Dec 25	at L.A. Rams	S	6	3	9	0-0	0-0	0	0	0	
Jan 1	at Kansas City	S	1	0	1	0-0	1-0	1	0	0	
Jan 8	vs. L.A. Chargers*	S	7	3	10	0-0	0-0	0	2	0	
Season Totals			12/12	42	27	69	0-0	6-51	7	3	1



ALEX SINGLETON

49

INSIDE LINEBACKER

6-2 • 240 • 5TH YR. • MONTANA STATE

BORN: Dec. 7, 1993, in Thousand Oaks, Calif.

HIGH SCHOOL: Thousand Oaks (Calif.) High School

ACQUIRED: Unrestricted Free Agent (Philadelphia), 2022

NFL YEAR: 5th • **YEAR WITH BRONCOS:** 2nd

NFL GAMES PLAYED/STARTED: 59/31 • **POSTSEASON GP/GS:** 2/1



SINGLETON AT A GLANCE:

- A fifth-year inside linebacker from Montana State University who has appeared in 59 career regular-season games (31 starts) and two postseason contests (1 start) with Philadelphia (2019-21) and Denver (2022).
- Registered 396 tackles (240 solo), two sacks (8 yds.), two interceptions (59 yds., 2 TDs), eight passes defended, two forced fumbles and three fumble recoveries during his career.
- Became the only NFL player since at least 1994 to have recorded multiple games of 20+ tackles in a single season.
- Recorded the most single-season tackles (152) by a Bronco according to Press Box Stats since Michael Brooks (170, 1992) along with three passes defended and one forced fumble during the 2022 season.
- Tallied a team-high 130 tackles (76 solo), one interception (29 yds., 1 TD), four passes defended, one forced fumble and one fumble recovery in 16 games played (8 starts) with Philadelphia in 2021.
- Started 11-of-16 games played in 2020, tallying a team-high 114 tackles (72 solo), two sacks (8 yds.), one interception (30 yds., 1 TD), one pass defended and two fumble recoveries.
- Played three seasons (2016-18) with the CFL's Calgary Stampeders, amassing 311 tackles, four sacks, one interception, six forced fumbles and 17 special-teams tackles in 54 career games played.
- Appeared in 38 games over four seasons (2011-14) at Montana State, recording 275 tackles (173 solo), 4.5 sacks (18 yds.), five interceptions (31 yds., 1 TD), nine passes defended and three forced fumbles.
- Signed by the Broncos as an unrestricted free agent on March 20, 2022.
- Entered the NFL with Seattle as a college free agent on May 2, 2015.

CAREER TRANSACTIONS: Signed by Seattle as a college free agent 5/2/15; Waived by Seattle 8/5/15; Signed by Seattle 8/14/15; Waived by Seattle 9/5/15; Signed by New England (practice squad) 9/9/15; Released from New England's practice squad 9/16/15; Signed by Seattle (practice squad) 11/26/15; Released from Seattle's practice squad 12/15/15; Signed by Minnesota (practice squad) 12/22/15; Signed by Minnesota 1/11/16; Waived by Minnesota 4/13/16; Signed by Philadelphia 2/6/19; Waived by Philadelphia 8/30/19; Signed by Philadelphia (practice squad) 9/1/19; Re-signed by Philadelphia 3/25/21; Signed by Denver 3/20/22; Re-Signed by Denver 3/16/23.

2022: Singleton made the most single-season tackles (152) by a Bronco according to Press Box Stats since Michael Brooks (170, 1992) and also tallied three passes defended and one forced fumble... Also ranked second on the team in special-teams tackles (11) ... Tied S Justin Simmons for the team high in tackles (9) in his Broncos debut at Sea. (9/12)... Totaled the most special-teams tackles by a Bronco (3) since Josh Watson vs. L.V. (11/15/20) vs. S.F. (9/25)... Set a career high in tackles with 21 (19 solo) at LAC (10/17), which marks the most tackles made by a Bronco in a single game since at least 1994 and the most by any player since Buccaneers LB Kwon Alexander had 21 at Dal. (12/18/16)... Totaled seven tackles (4 solo) and a special-teams tackle at Ten. (11/13)... Tied for a team-high 11 tackles (8 solo) along with one tackle for loss and one QB hit vs. L.V. (11/20)... Totaled seven tackles (4 solo) at Car. (11/27)... Reached the 100-tackle mark for the third-straight season after notching 17 tackles (9 solo) at Bal. (12/4)... Produced six tackles (2 solo) and two special-teams tackles vs. K.C. (12/11)... Totaled eight tackles (5 solo) and two special-teams tackles vs. Ari. (12/18)... Became the first NFL player since at least 1994 to have produced multiple 20+ tackle games in a season after finishing with 20 tackles (13 solo) at LAR (12/25)... Tied for the team high in tackles (7) and forced a fumble on a punt that set up a 16-yard rushing score by QB Russell Wilson at K.C. (1/1)... Had a team-high 11 tackles (7 solo) vs. LAC (1/8).

2021: Singleton led the Eagles in tackles for the second consecutive year, totaling 130 tackles (76 solo) to go along with one interception (29 yds., 1 TD), four passes defended, one forced fumble and one fumble recovery in 16 games (8 starts) played... Finished the season ranked tied for 10th in tackles among NFC linebackers... Recorded 11 tackles (5 solo) vs. S.F. (9/19)... Nabbed second consecutive double-digit tackle performance, posting 10 tackles (5 solo) at Dal. (9/27)... Tallied 13 tackles (9 solo) at Car. (10/10)... Tied regular-season career high with 15 tackles (8 solo) and added one pass defended vs. T.B. (10/14)... Had one fumble recovery, three tackles (2 solo) and career-high three special-teams stops vs. LAC (11/7)... Totaled seven tackles (4 solo) and one pass defended vs. N.O. (11/21)... Collected one pass defended in his second consecutive game and had 11 tackles (7 solo) at NYG (11/28)... Forced his first career fumble and accumulated eight tackles (4 solo) vs. Was. (12/21)... Totaled his second career interception return for touchdown (29 yds.) and added 11 tackles (9 solo), one pass defended and one special-teams stop vs. NYG (12/26)... Registered 16 tackles (10 solo), one sack (4 yds.) and four tackles for loss in the Eagles' Wild Card Game at T.B. (1/16).

2020: Singleton, who lead the Eagles in tackles, tallied 114 tackles (72 solo), two sacks (8 yds.), one interception (30 yds., 1 TD), one pass defended and career-high two fumble recoveries in 16 games (11 starts) played... Amassed his first career interception, returning it 30 yards for a touchdown and added two solo tackles and one pass defended at S.F. (10/11)... Made 15 tackles (8 solo) at NYG (11/22)... Nabbed his first career fumble recovery and added 11 tackles (8 solo) and one sack at Cle. (11/15)... Recorded 11 tackles in three consecutive weeks (Weeks 13-15) and collected his second career fumble recovery at Ari. (12/20)... Registered 14 tackles (8 solo) and one sack (8 yds.) in the season finale vs. Was. (1/3).

2019: Singleton appeared in 10 games, logging 198 special-teams snaps and five special-teams tackles... Made his NFL debut in Week 7 at Dal. (10/20) after spending the first six weeks on the team's practice squad... Appeared in the Eagles' Wild Card Game vs. Sea. (1/5).

CANADIAN FOOTBALL LEAGUE: Singleton played three seasons (2016-18) with the CFL's Calgary Stampedede after being selected by the team with the sixth overall pick in 2016 CFL Draft... Amassed 311 tackles, four sacks, one interception, six forced fumbles and 17 special-teams tackles in 54 career games played.

2015: Singleton, who was signed by Seattle as a college free agent on May 2, competed with the Seahawks in training camp and was part of the Patriots, Seahawks and Vikings practice squads that season.

COLLEGE: Singleton appeared in 38 career games over four seasons at Montana State University (2011-14), totaling 275 tackles (173 solo), 4.5 sacks (18 yds.), five interceptions (31 yds., 1 TD), nine passes defended and three forced fumbles... Entered the 2014 season on the CFP National Watch List as one of the top players in the FCS at his position.

PERSONAL: Singleton prepped at Thousand Oaks (Calif.) High School, where he received all-conference and all-county honors... Named to the All-CIF (California Interscholastic Federation) Northern Division team and earned defensive MVP honors... Started the "Tackling Inclusive" initiative in 2020, which raised money for Special Olympics Pennsylvania programs... Alex Singleton was born on Dec. 7, 1993, in Thousand Oaks, Calif.

SINGLETON IN THE HISTORY BOOKS

MOST TACKLES BY A BRONCO, SINGLE SEASON (ACCORDING TO PRESS BOX STATS)

Player	Season	Tackles	Solo	Assisted
1. Michael Brooks	1992	170	109	61
2. Michael Brooks	1991	153	96	57
3. Alex Singleton	2022	152	92	60
4. Steve Atwater	1992	151	73	78
5. Steve Atwater	1991	150	83	67

SINGLETON'S REGULAR SEASON RECORD

Year	Club	G	S	UT	A	TT	S-Yds.	I-Yds.	PD	FF	FR	TD-Int.	TD-FR	S	Pts.
2019	Philadelphia	10	0	0	0	0	0-0	0-0	0	0	0	0	0	0	0
2020	Philadelphia	16	11	72	42	114	2-8	1-30	1	0	2	1	0	0	6
2021	Philadelphia	16	8	76	54	130	0-0	1-29	4	1	1	1	0	0	6
2022	Denver	17	12	92	60	152	0-0	0-0	3	1	0	0	0	0	0
CAREER TOTALS		59	31	240	156	396	2-8	2-59	8	2	3	2	0	0	12

ADDITIONAL STATISTICS: *Special-teams tackles* — 2019 (5), 2020 (6), 2021 (7), 2022 (10), **TOTAL** (28).

SINGLETON'S POSTSEASON RECORD

Year	Club	G	S	UT	A	TT	S-Yds.	I-Yds.	PD	FF	FR	TD-Int.	TD-FR	S	Pts.
2019	Philadelphia	1	0	0	0	0	0-0	0-0	0	0	0	0	0	0	0
2021	Philadelphia	1	1	10	6	16	1-4	0-0	0	0	0	0	0	0	0
CAREER TOTALS		2	1	10	6	16	1-4	0-0	0	0	0	0	0	0	0

SINGLETON'S SINGLE-GAME HIGHS

(Postseason in parentheses)

Tackles — 21, at L.A. Chargers, 10/17/22 (16, at Tampa Bay, 1/16/22). **Sacks** — 1, twice: last: vs. Washington, 1/3/21 (1, at Tampa Bay, 1/16/22). **Sack yards** — 8, vs. Washington, 1/3/21 (4, at Tampa Bay, 1/16/22). **Interceptions** — 1, twice, last: vs. N.Y. Giants, 12/26/21 (none). **Interception yards** — 30, at San Francisco, 10/4/20 (none). **Interceptions TDs** — 1, twice, last: vs. N.Y. Giants, 12/26/21 (none). **Pass defended** — 2, vs. Houston, 9/18/22 (none). **Forced fumbles** — 1, vs. Washington, 12/21/21 (none). **Fumble Recoveries** — 1, 3x, last: vs. L.A. Chargers, 11/7/21 (none).

ALEX SINGLETON'S CAREER GAME-BY-GAME

(Victories asterisked)

2019 PHILADELPHIA (9-7)		TACKLES														
Date	Opponent	P/S	UT	A	TT	S-Yds.	I-Yds.	PD	FF	FR						
Games 1-6												PRACTICE SQUAD				
Oct 20	at Dallas	P	0	0	0	0-0	0-0	0	0	0	0	0	0	0		
Oct 27	at Buffalo*	P	0	0	0	0-0	0-0	0	0	0	0	0	0			
Nov 3	vs. Chicago*	P	0	0	0	0-0	0-0	0	0	0	0	0	0			
Nov 17	vs. New England	P	0	0	0	0-0	0-0	0	0	0	0	0	0			
Nov 24	vs. Seattle	P	0	0	0	0-0	0-0	0	0	0	0	0	0			
Dec 1	at Miami	P	0	0	0	0-0	0-0	0	0	0	0	0	0			
Dec 9	vs. N.Y. Giants*	P	0	0	0	0-0	0-0	0	0	0	0	0	0			
Dec 15	at Washington*	P	0	0	0	0-0	0-0	0	0	0	0	0	0			
Dec 22	vs. Dallas*	P	0	0	0	0-0	0-0	0	0	0	0	0	0			
Dec 29	at N.Y. Giants*	P	0	0	0	0-0	0-0	0	0	0	0	0	0			
Season Totals			10/0	0	0	0	0-0	0-0	0	0	0	0	0			
Jan 5	vs. Seattle§	P	0	0	0	0-0	0-0	0	0	0	0	0	0			
Postseason Totals			1/0	0	0	0	0-0	0-0	0	0	0	0	0			

§NFC Wild Card Game


2020 PHILADELPHIA (4-11-1)		TACKLES													
Date	Opponent	P/S	UT	A	TT	S-Yds.	I-Yds.	PD	FF	FR					
Sept 13	at Washington	P	0	0	0	0-0	0-0	0	0	0	0	0	0		
Sept 20	vs. L.A. Rams	P	0	0	0	0-0	0-0	0	0	0	0	0	0		
Sept 27	vs. Cincinnati	P	0	1	1	0-0	0-0	0	0	0	0	0	0		
Oct 4	at San Francisco*	P	2	0	2	0-0	1-30	1	0	0	0	0	0		
Oct 11	at Pittsburgh	P	3	1	4	0-0	0-0	0	0	0	0	0	0		
Oct 18	vs. Baltimore	S	4	5	9	0-0	0-0	0	0	0	0	0	0		
Oct 22	vs. N.Y. Giants*	S	5	0	5	0-0	0-0	0	0	0	0	0	0		
Nov 1	vs. Dallas*	S	4	3	7	0-0	0-0	0	0	0	0	0	0		
Nov 15	at N.Y. Giants	S	8	7	15	0-0	0-0	0	0	0	0	0	0		
Nov 22	at Cleveland	S	8	3	11	1-0	0-0	0	0	0	0	1	0		
Nov 30	vs. Seattle	S	3	2	5	0-0	0-0	0	0	0	0	0	0		
Dec 6	at Green Bay	S	7	4	11	0-0	0-0	0	0	0	0	0	0		
Dec 13	vs. New Orleans*	S	8	3	11	0-0	0-0	0	0	0	0	0	0		
Dec 20	at Arizona	S	7	4	11	0-0	0-0	0	0	0	0	1	0		
Dec 27	at Dallas	S	5	3	8	0-0	0-0	0	0	0	0	0	0		
Jan 3	vs. Washington	S	8	6	14	1-8	0-0	0	0	0	0	0	0		
Season Totals			16/11	72	42	114	2-8	1-30	1	0	2	0	2		

DID YOU KNOW?

Denver has won 15 AFC West titles to represent the most among division members.

2021 PHILADELPHIA (9-8)		TACKLES									
Date	Opponent	P/S	UT	A	TT	S-Yds.	I-Yds.	PD	FF	FR	
Sept 12	at Atlanta*	P	2	5	7	0-0	0-0	0	0	0	
Sept 19	vs. San Francisco	S	5	6	11	0-0	0-0	0	0	0	
Sept 27	at Dallas	S	5	5	10	0-0	0-0	0	0	0	
Oct 3	vs. Kansas City	S	6	3	9	0-0	0-0	0	0	0	
Oct 10	at Carolina*	S	9	4	13	0-0	0-0	0	0	0	
Oct 14	vs. Tampa Bay	P	8	7	15	0-0	0-0	1	0	0	
Oct 24	at Las Vegas	P	7	2	9	0-0	0-0	0	0	0	
Oct 31	at Detroit*	P	0	0	0	0-0	0-0	0	0	0	
Nov 7	at L.A. Chargers	P	2	1	3	0-0	0-0	0	0	1	
Nov 14	at Denver*	P	0	0	0	0-0	0-0	0	0	0	
Nov 21	vs. New Orleans*	P	4	3	7	0-0	0-0	1	0	0	
Nov 28	at N.Y. Giants	S	7	4	11	0-0	0-0	1	0	0	
Dec 5	at N.Y. Jets*	S	4	4	8	0-0	0-0	0	0	0	
Dec 21	vs. Washington*	P	4	4	8	0-0	0-0	0	1	0	
Dec 26	at N.Y. Giants*	S	9	2	11	0-0	1-29	1	0	0	
Jan 2	at Washington*	S	4	4	8	0-0	0-0	0	0	0	
Jan 8	vs. Dallas										
RESERVE/COVID-19											
Season Totals			16/8	76	54	130	0-0	1-29	4	1	1
Jan 16	at Tampa Bay\$	S	10	6	16	1-4	0-0	0	0	0	
Postseason Totals			1/1	10	6	16	1-4	0-0	0	0	0
\$NFL Wild Card Game											

2022 DENVER (5-12)		TACKLES									
Date	Opponent	P/S	UT	A	TT	S-Yds.	I-Yds.	PD	FF	FR	
Sept 12	at Seattle	S	4	5	9	0-0	0-0	0	0	0	
Sept 18	vs. Houston*	S	1	4	5	0-0	0-0	2	0	0	
Sept 25	vs. San Francisco*	P	0	0	0	0-0	0-0	0	0	0	
Oct 2	at Las Vegas	P	0	0	0	0-0	0-0	0	0	0	
Oct 6	vs. Indianapolis	P	5	4	9	0-0	0-0	0	0	0	
Oct 17	at L.A. Chargers	S	19	2	21	0-0	0-0	1	0	0	
Oct 23	vs. N.Y. Jets	S	4	7	11	0-0	0-0	0	0	0	
Oct 30	at Jacksonville*	P	3	1	4	0-0	0-0	0	0	0	
Nov 13	at Tennessee	S	4	3	7	0-0	0-0	0	0	0	
Nov 20	vs. Las Vegas	S	8	3	11	0-0	0-0	0	0	0	
Nov 27	at Carolina	S	4	3	7	0-0	0-0	0	0	0	
Dec 4	at Baltimore	S	8	8	16	0-0	0-0	0	0	0	
Dec 11	vs. Kansas City	S	2	4	6	0-0	0-0	0	0	0	
Dec 18	vs. Arizona*	S	5	3	8	0-0	0-0	0	0	0	
Dec 25	at L.A. Rams	S	14	6	20	0-0	0-0	0	0	0	
Jan 1	at Kansas City	P	4	3	7	0-0	0-0	0	1	0	
Jan 8	vs. L.A. Chargers*	S	7	4	11	0-0	0-0	0	0	0	
Season Totals			17/12	92	60	152	0-0	0-0	3	1	0



TREMON SMITH

CORNERBACK

5-11 • 190 • 6TH YR. • CENTRAL ARKANSAS

BORN: July 20, 1996, in Anniston, Ala.


HIGH SCHOOL: Saks High School, Anniston, Ala.

ACQUIRED: Unrestricted Free Agent (Houston), 2023

NFL YEAR: 6th • **YEAR WITH BRONCOS:** 1st

NFL GAMES PLAYED/STARTED: 66/5 • **POSTSEASON GP/GS:** 3/0

23



- SMITH AT A GLANCE:**
- A sixth-year cornerback who has played in 66 career regular-season games (5 starts) and three postseason games with the Chiefs (2018-19), Packers (2019), Colts (2020) and Texans (2021-22).
 - Recorded 30 tackles (21 solo), two interceptions (33 yds.), five passes defended, three forced fumbles and two fumble recoveries in the regular-season while making one solo tackle and one fumble recovery in postseason play.
 - Has also made 23 career special-teams tackles and tallied 2,323 kickoff return yards on 94 kickoff returns (24.7 avg.) with a score.
 - Tied for the third-most games with at least 100 kickoff return yards (6) and fifth-most kickoff return yards (2,323) in the NFL since 2018.
 - Competed in 17 games (2 starts) in 2022, setting career highs with tackles (16), interceptions (2), interception yards (33), passes defended (4) and forced fumbles (3).

- Played in all 17 games (2 starts) for Houston in 2021, making 13 tackles (8 solo), one fumble recovery and a career-high eight special-teams tackles.
- Totaled 886 kickoff return yards on 33 returns (26.8 avg.) in 14 games (1 start) in 2018.
- Totaled 146 tackles (113 solo), one sack (15 yds.) 15 interceptions (177 yds., 1 TD), 53 passes defended, two forced fumbles and one fumble recovery in 48 games during his four seasons at the University of Central Arkansas (2014-17).
- Named first team All-Southland Conference as a defensive back in 2016 after producing 35 total tackles (28 solo), 11 passes defended, two interceptions (32 yds.) and one fumble recovery.
- Selected first team All-Southland Conference as a defensive back in 2015 after starting 11 games and amassing 51 total tackles (42 solo), one sack, a career-high 12 passes defended, five interceptions (43 yds.) and two forced fumbles.
- Drafted by Kansas City as a sixth round (196th overall) selection in the 2018 NFL Draft.
- Signed by the Broncos as an unrestricted free agent (Houston) on March 16, 2023.

CAREER TRANSACTIONS: Signed by Kansas City as a college free agent 5/7/18; Waived by Kansas City 9/14/19; Acquired via waivers by Green Bay 9/16/19; Waived by Green Bay 10/14/19; Signed by Green Bay (practice squad) 10/16/19; Signed by Green Bay (active roster) 10/29/19; Waived by Green Bay 12/2/19; Signed by Philadelphia (practice squad) 12/4/19; Signed by Philadelphia 1/6/20; Waived by Philadelphia 7/26/20; Signed by Indianapolis 8/16/20; Waived by Indianapolis 9/5/20; Signed by Indianapolis (practice squad) 9/6/20; Signed by Indianapolis (active roster) 9/22/20; Signed by Houston 3/22/21; Re-signed by Houston 12/4/21; Signed by Denver 3/17/23.



2022: Smith competed in 17 games (2 starts), setting career highs with tackles (16), interceptions (2), interception yards (33), passes defended (4) and forced fumbles (3)... Also posted 417 kickoff return yards on 19 returns (21.9 avg.) and six tackles on special teams... Forced his first career fumble and made two special-teams tackles vs. Ind. (9/11)... Returned four kickoffs for 78 yards (19.5 avg.) at L.V. (10/23)... Made a special-teams tackle and forced a fumble vs. Ten. (10/30)... Had a 32-yard kickoff return at NYG (11/13)... Produced three solo tackles and also made his first two career interceptions (33 yds.) off Cowboys QB Dak Prescott at Dal. (12/11)... Posted a career-high 10 tackles (7 solo) along with a forced fumble and pass defended vs. K.C. (12/18)... Tallied 99 kickoff return yards on four returns (24.8 avg.) vs. Jac. (1/1)... Had three tackles (2 solo) and a pass defended at Ind. (1/8).

2021: Smith played in all 17 games (2 starts) for Houston, making 13 tackles (8 solo), one fumble recovery and a career-high eight special-teams tackles... Also returned 21 kickoffs for 538 yards (25.6 avg.) with one touchdown... Was one-of-eight NFL players to return a kickoff for a score during the season... Made two special-teams tackles vs. Jac. (9/12)... Had a season-high four tackles (2 solo) at Cle. (9/19)... Posted another two tackles on special-teams at Buf. (10/3)... Was involved in two special-teams tackles and returned a kickoff 44 yards vs. LAR (10/31)... Recovered a fumble at Ten. (11/21)... Returned two kickoffs for 50 yards (25.0 avg.)... Posted 48 yards on two kickoff returns vs. Ind. (12/5)... Contributed a season-high 121 kickoff return yards on two returns (60.5) and scored his first kickoff return touchdown at Jac. (12/19)... Tied his season-high four tackles (3 solo) vs. LAC (12/26)... Returned five kickoffs for 98 yards (19.6 avg.) at S.F. (1/2).

2020: Smith played in 10 games with the Colts, making two tackles on special teams while returning eight kickoffs for 180 yards (22.5 avg.)... Spent the first two games on the Colt's practice squad... Made a special-teams tackle vs. Cin. (10/18)... Returned three kickoffs for 73 yards (24.3 avg.) and made one tackle on special teams vs. G.B. (11/22)... Had two kickoff returns for 49 yards (24.5 avg.) vs. Ten. (11/29)... Tallied 58 kickoff return yards for 58 yards (19.3 avg.) at Pit. (12/27).

2019: Smith played in eight games with Kansas City (1 game) and Green Bay (7 games), producing 13 kickoff returns for 303 yards (23.3 avg.) and three special-teams tackles... Returned two kickoffs for 45 yards (22.5 avg.) vs. Phi. (9/26)... Made two special-teams tackles vs. Car. (11/10)... Totaled 123 yards on five kickoff returns (24.6 avg.) at LAC (11/3)... Had two kickoff returns for 40 yards (20.0 avg.) at S.F. (11/24)... Contributed 72 yards on three kickoff returns (24.0 avg.) at NYG (12/1).

2018: Smith appeared in 14 games (1 start) after signing with Kansas City as a college free agent, totaling one solo tackle, one pass defended, one fumble recovery and four special-teams tackles... Also totaled 886 kickoff return yards on 33 returns (26.8 avg.)... Ranked third in the NFL in kickoff returns and kickoff return yards while ranking fourth in kickoff return average... Made his NFL debut at LAC (9/9), posting one special-teams tackle... Made his first defensive take down at Pit. (9/16), notching one solo tackle in the game along with a tackle on special-teams... Saw his first action returning kickoffs at N.E. (10/14), bringing back four kicks for 180 yards (45.0 avg.)... Posted 82 kickoff return yards on three attempts (27.3 avg.) vs. Den. (10/28)... Brought back two kickoffs for 53 yards at Cle. (11/4)... Returned a career-high seven kickoffs for 207 yards (29.6 avg.) at LAR (11/19)... Totaled 104 kickoff return yards on five returns (20.8 avg.) vs. LAC (12/13)... Made his first NFL start and tallied his first career pass defended and first fumble recovery at Sea. (12/23)... Also returned four kicks for 114 yards (28.5 avg.) against the Seahawks.

COLLEGE: Smith totaled 146 tackles (113 solo), one sack (15 yds.) 15 interceptions (177 yds., 1 TD), 53 passes defended, two forced fumbles and one fumble recovery in 48 games during his four seasons at the University of Central Arkansas (2014-17)... Also returned 39 punts for 295 yards (7.6 avg.) with a score... Finished his career ranked fourth in program history in passes defended... Was a two-time All-Southland Conference first team defensive back (2015-16) and All-Southland honorable mention punt returner (2016)... Played in 12 games as a senior, totaling 41 tackles (27 solo), 11 passes defended and five interceptions (102 yds., 1 TD)... Named first team All-Southland Conference as a defensive back in 2016 after producing 35 total tackles (28 solo), 11 passes defended, two interceptions (32 yds.) and one fumble recovery... Was also selected All-Southland Conference honorable mention as a punt returner when he returned 24 punts for 219 yards (9.1 avg.) and one touchdown... Selected first team All-Southland Conference as a defensive back in 2015 after starting 11 games and amassing 51 total tackles (42 solo), one sack, a career-high 12 passes defended, five interceptions (43 yds.) and two forced fumbles.

PERSONAL: Smith attended Saks High School in Anniston, Ala., where he was a first-team All-State as a quarterback in 2013, first-team All-Region as a quarterback in 2013-14 and first-team All-Region as a defensive back in 2013-14... Was also named Player of the Year for District 8 and Alabama 3A Player of the Year as a quarterback... Posted the most career touchdowns in school history... Totaled 70 tackles, four forced fumbles and four interceptions in 2013... Tremon Smith was born on July 20, 1996, in Anniston, Ala.

SMITH'S REGULAR SEASON RECORD

Year	Club	G	S	UT	A	TT	S-Yds.	I-Yds.	PD	FF	FR	TD-Int.	TD-FR	S	Pts.
2018	Kansas City	14	1	1	0	1	0-0	0-0	1	0	1	0	0	0	0
2019	K.C./G.B.	8	0	0	0	0	0-0	0-0	0	0	0	0	0	0	0
2020	Indianapolis	10	0	0	0	0	0-0	0-0	0	0	0	0	0	0	0
2021	Houston	17	2	8	5	13	0-0	0-0	0	0	1	0	0	0	0
2022	Houston	17	2	12	4	16	0-0	2-33	4	3	0	0	0	0	0
CAREER TOTALS		66	5	21	9	30	0-0	2-33	5	3	2	0	0	0	0

ADDITIONAL STATISTICS: Kickoff returns — 2018 (33 for 886, 26.8 avg., 97 LG, 0 TD), 2019 (13 for 303, 23.3 avg., 36 LG, 0 TD), 2020 (8 for 180, 22.5 avg., 33 LG, 0 TD), 2021 (21 for 537, 25.6 avg., 98 LG, 1 TD), 2022 (19 for 417, 21.9 avg., 32 LG, 0 TD), **TOTAL (94 for 2,323, 24.7 avg., 98 LG, 1 TD).** Punt returns — 2019 (4 for 0, 0.0 avg., 3 LG, 0 TD), 2021 (1 for 1, 1.0 avg., 1 LG, 0 TD), 2022 (4 for 53, 13.3 avg., 26 LG, 0 TD), **TOTAL (9 for 54, 6.0 avg., 26 LG, 0 TD).** Special-teams tackles — 2018 (4), 2019 (3), 2020 (2), 2021 (8), 2022 (6), **TOTAL (23).** Rushing — 2021 (1 for 7, 7.0 avg., 7 LG, 0 TD), **TOTAL (1 for 7, 7.0 avg., 7 LG, 0 TD).**

SMITH'S POSTSEASON RECORD

Year	Club	G	S	UT	A	TT	S-Yds.	I-Yds.	PD	FF	FR	TD-Int.	TD-FR	S	Pts.
2018	Kansas City	2	0	1	0	1	0-0	0-0	0	0	1	0	0	0	0
2020	Indianapolis	1	0	0	0	0	0-0	0-0	0	0	0	0	0	0	0
CAREER TOTALS		3	0	1	0	1	0-0	0-0	0	0	1	0	0	0	0

ADDITIONAL STATISTICS: Kickoff returns — 2018 (6 for 138, 23.0 avg., 29 LG, 0 TD), **TOTAL (6 for 138, 23.0 avg., 29 LG, 0 TD).**

SMITH'S SINGLE-GAME HIGHS

(Postseason in parentheses)

Tackles — 10, vs. Kansas City, 12/18/22 (1, vs. Indianapolis, 1/12/19). **Interceptions** — 2, at Dallas, 12/11/22 (none). **Interception return yards** — 33, at Dallas, 12/11/22 (none). **Passes Defended** — 2, at Dallas, 12/11/22 (none). **Forced Fumbles** — 1, 3x, last: vs. Kansas City, 12/18/22 (none). **Fumble Recoveries** — 1, twice, last: at Tennessee, 11/21/21 (1, vs. Indianapolis, 1/12/19). **Special-teams tackles** — 2, 5x, last: vs. Indianapolis, 9/11/22 (none). **Kickoff returns** — 7, at L.A. Rams, 11/19/18 (4, vs. New England, 1/20/19). **Kickoff return yards** — 207, at L.A. Rams, 11/19/18 (99, vs. New England, 1/20/19). **Kickoff return touchdowns** — 1, at Jacksonville, 12/19/21 (none).

TREMON SMITH'S CAREER GAME-BY-GAME

(Victories asterisked)

2018 KANSAS CITY (12-4)		TACKLES														
Date	Opponent	P/S	UT	A	TT	S-Yds.	I-Yds.	PD	FF	FR						
Sept 9	at L.A. Chargers*	P	0	0	0	0-0	0-0	0	0	0						
Sept 16	at Pittsburgh*	P	1	0	1	0-0	0-0	0	0	0						
Sept 23	vs. San Francisco*	P	0	0	0	0-0	0-0	0	0	0						
Oct 1	at Denver*	INACTIVE														
Oct 7	vs. Jacksonville*	INACTIVE														
Oct 14	at New England	P	0	0	0	0-0	0-0	0	0	0						
Oct 21	vs. Cincinnati*	P	0	0	0	0-0	0-0	0	0	0						
Oct 28	vs. Denver*	P	0	0	0	0-0	0-0	0	0	0						
Nov 4	at Cleveland*	P	0	0	0	0-0	0-0	0	0	0						
Nov 11	vs. Arizona*	P	0	0	0	0-0	0-0	0	0	0						
Nov 19	at L.A. Rams	P	0	0	0	0-0	0-0	0	0	0						
Dec 2	at Oakland*	P	0	0	0	0-0	0-0	0	0	0						
Dec 9	vs. Baltimore*	P	0	0	0	0-0	0-0	0	0	0						
Dec 13	vs. L.A. Chargers	P	0	0	0	0-0	0-0	0	0	0						
Dec 23	at Seattle	S	0	0	0	0-0	0-0	1	0	0						
Dec 30	vs. Oakland*	P	0	0	0	0-0	0-0	0	0	0						
Season Totals			14/1	1	0	1	0-0	0-0	1	0	1					
Jan 12	vs. Indianapolis*†	P	1	0	1	0-0	0-0	0	0	0						
Jan 20	vs. New England#	P	0	0	0	0-0	0-0	0	0	0						
Postseason Totals			2/0	1	0	1	0-0	0-0	0	0	1					

†AFC Divisional Playoff Game; #AFC Championship Game

2019 K.C. (12-4) / G.B. (13-3) / PHI. (9-7) TACKLES										
Date	Opponent	P/S	UT	A	TT	S-Yds.	I-Yds.	PD	FF	FR
Sept 8	at Jacksonville*	P	0	0	0	0-0	0-0	0	0	0
WAIVED BY KANSAS CITY ON SEPT. 14 / CLAIMED OFF WAIVERS BY GREEN BAY ON SEPT. 16										
Sept 22	vs. Denver*	P	0	0	0	0-0	0-0	0	0	0
Sept 26	vs. Philadelphia	P	0	0	0	0-0	0-0	0	0	0
Oct 6	at Dallas*	P	0	0	0	0-0	0-0	0	0	0
Games 6-8 PRACTICE SQUAD										
Nov 3	at L.A. Chargers	P	0	0	0	0-0	0-0	0	0	0
Nov 10	vs. Carolina*	P	0	0	0	0-0	0-0	0	0	0
Nov 24	at San Francisco	P	0	0	0	0-0	0-0	0	0	0
Dec 1	at N.Y. Giants*	P	0	0	0	0-0	0-0	0	0	0
WAIVED BY GREEN BAY ON DEC. 2 / SIGNED BY PHILADELPHIA (PRACTICE SQUAD) ON DEC. 4										
Games 14-17 PRACTICE SQUAD										
Season Totals			8/0	0	0	0-0	0-0	0	0	0

2020 INDIANAPOLIS (11-5) TACKLES										
Date	Opponent	P/S	UT	A	TT	S-Yds.	I-Yds.	PD	FF	FR
Sept 13	at Jacksonville									
Sept 20	vs. Minnesota*									
Sept 27	vs. N.Y. Jets*	P	0	0	0	0-0	0-0	0	0	0
Oct 4	at Chicago*	P	0	0	0	0-0	0-0	0	0	0
Oct 11	at Cleveland	P	0	0	0	0-0	0-0	0	0	0
Oct 18	vs. Cincinnati*	P	0	0	0	0-0	0-0	0	0	0
Nov 1	at Detroit*									
Nov 8	vs. Baltimore	P	0	0	0	0-0	0-0	0	0	0
Nov 12	at Tennessee*									
Nov 22	vs. Green Bay*	P	0	0	0	0-0	0-0	0	0	0
Nov 29	vs. Tennessee	P	0	0	0	0-0	0-0	0	0	0
Dec 6	at Houston*	P	0	0	0	0-0	0-0	0	0	0
Dec 13	at Las Vegas*									
Dec 20	vs. Houston*									
Dec 27	at Pittsburgh	P	0	0	0	0-0	0-0	0	0	0
Jan 3	vs. Jacksonville*	P	0	0	0	0-0	0-0	0	0	0
Season Totals 10/0 0 0 0 0-0 0-0 0 0 0										
Jan 12 at Buffalo\$ P 0 0 0 0 0-0 0-0 0 0 0										

Postseason Totals										
		1/0	0	0	0	0-0	0-0	0	0	0

2021 HOUSTON (4-13) TACKLES										
Date	Opponent	P/S	UT	A	TT	S-Yds.	I-Yds.	PD	FF	FR
Sept 12	vs. Jacksonville*	P	0	1	1	0-0	0-0	0	0	0
Sept 19	at Cleveland	P	2	2	4	0-0	0-0	0	0	0
Sept 23	vs. Carolina	S	2	1	3	0-0	0-0	0	0	0
Oct 3	at Buffalo	P	0	0	0	0-0	0-0	0	0	0
Oct 10	vs. New England	P	0	0	0	0-0	0-0	0	0	0
Oct 17	at Indianapolis	P	0	0	0	0-0	0-0	0	0	0
Oct 24	at Arizona	P	0	0	0	0-0	0-0	0	0	0
Oct 31	vs. L.A. Rams	P	0	0	0	0-0	0-0	0	0	0
Nov 7	at Miami	P	0	0	0	0-0	0-0	0	0	0
Nov 21	at Tennessee*	P	0	0	0	0-0	0-0	0	0	1
Nov 28	vs. N.Y. Jets	P	0	0	0	0-0	0-0	0	0	0
Dec 5	vs. Indianapolis	P	0	0	0	0-0	0-0	0	0	0
Dec 12	vs. Seattle	P	0	0	0	0-0	0-0	0	0	0
Dec 19	at Jacksonville*	P	1	0	1	0-0	0-0	0	0	0
Dec 26	vs. L.A. Chargers*	S	3	1	4	0-0	0-0	0	0	0
Jan 2	at San Francisco	P	0	0	0	0-0	0-0	0	0	0
Jan 9	vs. Tennessee	P	0	0	0	0-0	0-0	0	0	0
Season Totals		17/2	8	5	13	0-0	0-0	0	0	1

2022 HOUSTON (3-13-1) TACKLES										
Date	Opponent	P/S	UT	A	TT	S-Yds.	I-Yds.	PD	FF	FR
Sept 11	vs. Indianapolis	P	0	0	0	0-0	0-0	0	1	0
Sept 18	at Denver	P	0	0	0	0-0	0-0	0	0	0
Sept 25	at Chicago	P	0	0	0	0-0	0-0	0	0	0
Oct 2	vs. L.A. Chargers	P	0	0	0	0-0	0-0	0	0	0
Oct 9	at Jacksonville*	P	0	0	0	0-0	0-0	0	0	0
Oct 23	at Las Vegas	P	0	0	0	0-0	0-0	0	0	0
Oct 30	vs. Tennessee	P	0	0	0	0-0	0-0	0	1	0
Nov 3	vs. Philadelphia	P	0	0	0	0-0	0-0	0	0	0
Nov 13	at N.Y. Giants	P	0	0	0	0-0	0-0	0	0	0
Nov 20	vs. Washington	P	0	0	0	0-0	0-0	0	0	0
Nov 27	at Miami	P	0	0	0	0-0	0-0	0	0	0
Dec 4	vs. Cleveland	P	0	0	0	0-0	0-0	0	0	0
Dec 11	at Dallas	P	3	0	3	0-0	2-33	2	0	0
Dec 18	vs. Kansas City	S	7	3	10	0-0	0-0	1	1	0
Dec 24	at Tennessee*	P	0	0	0	0-0	0-0	0	0	0
Jan 1	vs. Jacksonville	P	0	0	0	0-0	0-0	0	0	0
Jan 8	at Indianapolis*	S	2	1	3	0-0	0-0	1	0	0
Season Totals		17/2	12	4	16	0-0	2-33	4	3	0

**CADEN STERNS****30****SAFETY****6-1 • 207 • 3RD YR. • TEXAS****BORN:** Nov. 2, 1999, in Cibolo, Texas**HIGH SCHOOL:** Steele High School, Cibolo, Texas**ACQUIRED:** Draft #5a (152nd overall), 2021**NFL YEAR:** 3rd • **YEAR WITH BRONCOS:** 3rd**NFL GAMES PLAYED/STARTED:** 20/5**STERNS AT A GLANCE:**

- A third-year safety who appeared in 20 games (5 starts) for the Broncos from 2021-22, recording 44 tackles (32 solo), two sacks (12 yds.), four interceptions (72 yds.) and nine passes defended.
- Played in five games (3 starts) in 2022, totaling 20 tackles (13 solo), two interceptions (25 yds.), four passes defended and one special-teams tackle.
- Appeared in 15 games (2 starts) in 2021, totaling 24 tackles (19 solo), two sacks (12 yds.), two interceptions (47 yds.) and five passes defended.
- Started 28-of-29 games played at the University of Texas, totaling 172 tackles (119 solo), two sacks (5 yds.), five interceptions (33 yds.), eight pass breakups and one blocked kick during his collegiate career.
- Started all seven games played during his final campaign with the Longhorns in 2020, compiling 52 tackles (30 solo), one interception and three pass breakups.
- Named to the Academic All-Big 12 first team in 2020, and was a preseason watch list candidate for the Bronko Nagurski Trophy and the Chuck Bednarik and Jim Thorpe awards.
- Saw action in nine games (8 starts) as a sophomore in 2019, posting 58 tackles (43 solo), one sack (2 yds.) and one pass breakup.
- Named Big 12 Defensive Freshman of the Year and first-team All-Big 12, while becoming the first Longhorn true freshman defensive back to start the first 13 games of his career since S Blake Gideon in 2008.
- Tallied collegiate career highs in tackles (62), interceptions (4), interception yards (33) and pass breakups (4), while adding one sack (3 yds.) and one blocked kick during his freshman campaign.
- Selected by the Broncos in the fifth round (152nd overall) of the 2021 NFL Draft.

CAREER TRANSACTIONS: Signed by Denver as a draft choice 5/13/21.

2022: Sterns played in five games (3 starts), totaling 20 tackles (13 solo), two interceptions (25 yds.), four passes defended and one special-teams tackle... Spent Weeks 8-18 on injured reserve (hip) after being placed there on Oct. 28... Totaled four tackles (2 solo) and a pass defended in the 11-10 win vs. S.F. (9/25)... Set a career high with his first multi-interception game vs. Ind. (10/6), totaling two picks (25 yds.) along with three passes defended and three tackles (1 solo).

2021: Sterns, who was selected by the Broncos in the fifth round (152nd overall) of the 2021 NFL Draft, appeared in 15 games (2 starts), totaling 24 tackles (19 solo), two sacks (12 yds.), two interceptions (47 yds.) and five passes defended... Made his NFL debut at NYG (9/12)... Recorded his first career pass defended at Jac. (9/26)... Registered his first career interception (46 yds.), one pass defended and two solo tackles vs. NYJ (9/26)... Collected first career sack and multi-sack game, posting two solo tackles, two quarterback takedowns (12 yds.) and one pass defended vs. Bal. (10/3)... Nabbed his second career interception (1 yd.) and added two solo tackles, one pass defended and one special-teams tackle at Dal. (11/7)... Earned his first career start and tallied one assisted tackle and one pass defended vs. LAC (11/28)... Tallied a season-high nine tackles (6 solo) in the season finale vs. K.C. (1/8).

COLLEGE: Sterns opened 28-of-29 games played at the University of Texas, totaling 172 tackles (119 solo), two sacks (5 yds.), five interceptions (33 yds.), eight pass breakups and one blocked kick... Started all seven games played during his final collegiate campaign in 2020, recording 52 tackles (30 solo), one interception and three pass breakups... Chosen to the All-Big 12 Preseason Team and was named to the Academic All-Big 12 first team... Nabbed as a preseason watch list candidate for the Bronko Nagurski Trophy and the Chuck Bednarik and Jim Thorpe awards... Recorded a career-high 13 tackles (7 solo) vs. Iowa State (11/27)... Saw action in nine games (8 starts) as a sophomore in 2019, posting 58 tackles (43 solo), one sack (2 yds.) and one pass breakup... Named to the Jim Thorpe Award and Bronko Nagurski Trophy watch lists in the preseason, and was selected to the All-Big 12 Preseason Team... Had eight tackles (6 solo) in the Valero Alamo Bowl vs. Utah (12/31)... Started all 13 games played as a freshman in 2018, tallying career highs in tackles (62), inter-

ceptions (4), interception yards (33) and pass breakups (4), while adding one sack (3 yds.) and one blocked kick...Named Big 12 Defensive Freshman of the Year and first-team All-Big 12... Posted his first interception of his career and added four tackles (3 solo) vs. Tulsa (9/8)... Tallied career-high two interceptions (33 yds.) and added five tackles (2 solo) vs. TCU (9/22).

PERSONAL: Sterns prepped at Steele High School in Cibolo, Texas, where he totaled 235 tackles, 11 interceptions, one forced fumble and three fumble recoveries... Named an All-American as well as an all-state and two-time all-district honoree during his tenure... Earned Defensive MVP honors in the 2018 U.S. Army All-American Bowl... His brother, Jordan, played collegiately at Oklahoma State and was a member of the Kansas City Chiefs from 2017-18... Caden Sterns was born on Nov. 2, 1999, in Cibolo, Texas.

STERN'S' REGULAR SEASON RECORD

Year	Club	G	S	UT	A	TT	S-Yds.	I-Yds.	PD	FF	FR	TD-Int.	TD-FR	S	Pts.
2021	Denver	15	2	19	5	24	2-12	2-47	5	0	0	0	0	0	0
2022	Denver	5	3	13	7	20	0-0	2-25	4	0	0	0	0	0	0
CAREER TOTALS		20	5	32	12	44	2-12	4-72	9	0	0	0	0	0	0

ADDITIONAL STATISTICS: *Special-teams tackles* — 2021 (4), 2022 (1), **TOTAL (5).**

STERN'S' SINGLE-GAME HIGHS

(Postseason in parentheses)

Tackles — 6, twice, last: at Las Vegas, 10/2/22 (none). **Sacks** — 2, vs. Baltimore, 10/3/21 (none). **Sack yards** — 12, vs. Baltimore, 10/3/21 (none). **Interceptions** — 2, vs. Indianapolis, 10/6/22 (none). **Interception return yards** — 46, vs. N.Y. Jets, 9/26/21 (none). **Passes Defended** — 3, vs. Indianapolis, 10/6/22 (none).

CADEN STERN'S' CAREER GAME-BY-GAME

(Victories asterisked)

2021 DENVER (7-10)		TACKLES											
Date	Opponent	P/S	UT	A	TT	S-Yds.	I-Yds.	PD	FF	FR			
Sept 12	at N.Y. Giants*	P	0	0	0	0-0	0-0	0	0	0			
Sept 19	at Jacksonville*	P	0	0	0	0-0	0-0	1	0	0			
Sept 26	vs. N.Y. Jets*	P	2	0	2	0-0	1-46	1	0	0			
Oct 3	vs. Baltimore	P	2	0	2	2-12	0-0	1	0	0			
Oct 10	at Pittsburgh	P	1	0	1	0-0	0-0	0	0	0			
Oct 17	vs. Las Vegas	P	1	0	1	0-0	0-0	0	0	0			
Oct 21	at Cleveland	P	0	0	0	0-0	0-0	0	0	0			
Oct 31	vs. Washington*	P	1	0	1	0-0	0-0	0	0	0			
Nov 7	at Dallas*	P	2	0	2	0-0	1-1	1	0	0			
Nov 14	vs. Philadelphia	P	2	1	3	0-0	0-0	0	0	0			
Nov 28	vs. L.A. Chargers*	S	0	1	1	0-0	0-0	1	0	0			
Dec 5	at Kansas City	P	0	0	0	0-0	0-0	0	0	0			
Dec 12	vs. Detroit*	P	2	0	2	0-0	0-0	0	0	0			
Dec 19	vs. Cincinnati												
Dec 26	at Las Vegas	P	0	0	0	0-0	0-0	0	0	0			
Jan 2	at L.A. Chargers												
Jan 8	vs. Kansas City	S	6	3	9	0-0	0-0	0	0	0			
Season Totals			15/2	19	5	24	2-12	2-47	5	0	0		

2022 DENVER (5-12)		TACKLES											
Date	Opponent	P/S	UT	A	TT	S-Yds.	I-Yds.	PD	FF	FR			
Sept 12	at Seattle	P	0	1	1	0-0	0-0	0	0	0			
Sept 18	vs. Houston*	S	5	1	6	0-0	0-0	0	0	0			
Sept 25	vs. San Francisco*	P	2	2	4	0-0	0-0	1	0	0			
Oct 2	at Las Vegas	S	5	1	6	0-0	0-0	0	0	0			
Oct 6	vs. Indianapolis	S	1	2	3	0-0	2-25	3	0	0			
Games 6-7													
Games 8-17													
Season Totals			5/3	13	7	20	0-0	2-25	4	0	0		

DID YOU KNOW?

The Broncos' 13-10 win against the Boston Patriots at Boston University Field on Friday, Sept. 9, 1960, in front of 21,597 fans did more than mark the franchise's first victory in its first-ever regular-season game. Denver's contest at Boston also was the first regular-season game in American Football League history.

Halfback Al Carmichael also was credited with scoring the first touchdown in AFL (and Broncos) history in that game. On the first play of the second quarter, he took a short pass from quarterback Frank Tripucka along the right flat and reversed direction, going 59 yards down the left sideline for a touchdown that gave Denver a 7-3 lead.



JARRETT STIDHAM

4

QUARTERBACK

6-3 • 215 • 5TH YR. • AUBURN**BORN:** Aug. 8, 1996, in Corbin, Ky.**HIGH SCHOOL:** Stephenville (Texas) High School**ACQUIRED:** Unrestricted Free Agent (Las Vegas), 2023**NFL YEAR:** 5th • **YEAR WITH BRONCOS:** 1st**NFL GAMES PLAYED/STARTED:** 13/2

STIDHAM AT A GLANCE:

- A fifth-year quarterback who has appeared in 13 career regular-season games (2 starts) with New England (2019-21) and Las Vegas (2022), completing 77-of-131 passes (58.8%) for 926 yards with six touchdowns and seven interceptions (73.5 rtg.).
- Set career highs in passing yards (656), completions (53), attempts (83), passing scores (4), completion percentage (63.9) and passer rating (89.2) in five games (2 starts) during his lone season with Las Vegas in 2022.
- Played in five games in 2020 with New England, totaling 256 yards with two touchdowns and three picks on 22-of-44 passing (50.0%) (54.7 rtg.).
- Appeared in three games during his rookie season in 2019 with the Patriots.
- Played two seasons at Auburn University (2017-18), completing 470-of-739 passes (63.6%) for 5,952 yards with 36 touchdowns and 11 interceptions and led the Tigers to the 2017 SEC Championship Game against Georgia.
- Was named second-team All-SEC in 2017 after completing 246-of-370 (66.5%) passes for 3,158 yards with 18 touchdowns and six picks.
- Also attended Baylor University in 2015 and McLennan Community College in 2016.
- Was drafted in the fourth round (133rd overall) of the 2019 NFL Draft by New England.
- Signed by Denver as a free agent on March 15, 2023.

CAREER TRANSACTIONS: Signed by New England as a draft pick 5/10/19; Traded to Las Vegas 5/12/22; Signed by Denver as a free agent 3/15/23.



2022: Stidham set career highs in five games (2 starts) in passing yards (656), completions (53), attempts (83), passing scores (4), completion percentage (63.9) and passer rating (89.2) in his lone season with Las Vegas... Completed 8-of-13 passes (61.5%) for 71 yards (76.4 rtg.) at N.O. (10/30)... Made his first career start vs. S.F. (1/1), completing 23-of-34 passes (67.6%) for a career-high 365 yards with a career mark three touchdowns and two picks (108.1 rtg.)... Also started the Raiders' Week 18 matchup vs. K.C. (1/7), totaling 219 yards with one score and one interception on 22-of-36 passing (61.1%) (76.0 rtg.)... Also appeared vs. Hou. (10/23) and at Sea. (11/27).

2021: Stidham spent the first nine games of the Reserve/Physically Unable to Participate list... Was inactive during Games 10-17 and the Patriots' AFC Wild Card Game at Buf. (1/15).

2020: Stidham played in five games, totaling 256 yards with two touchdowns and three picks on 22-of-44 passing (50.0%) (54.7 rtg.)... Threw his first career touchdown pass along with 60 yards at K.C. (10/5)... Completed 6-of-10 passes (60.0%) for 64 yards with one pick vs. S.F. (10/25)... Posted 61 passing yards on 2-of-3 (66.7%) attempts with one score through the air at LAC (12/6)... Completed 5-of-7 passes (71.4%) for 27 yards at LAR (12/10)... Also competed in vs. Buf. (12/28).

2019: Stidham appeared in three games after being drafted in the fourth round (133rd overall) by the Patriots... Completed 2-of-4 passes (50.0%) for 14 yards with one interception... Made his NFL debut vs. NYJ (9/22), completing 2-of-3 passes (66.7%) for 14 yards and one interception (37.5 rtg.)... Also made appearances at Was. (10/6) and at NYJ (10/21).

COLLEGE: Stidham played two seasons at Auburn University (2017-18), completing 470-of-739 passes (63.6%) for 5,952 yards with 36 touchdowns and 11 interceptions... Also contributed 175 rushes for 154 yards (0.9 avg.) with seven scores... Was named second-team All-SEC in 2017 after completing 246-of-370 passes (66.5%) for 3,158 yards with 18 touchdowns and six picks... Led Auburn to the 2017 SEC Championship Game against Georgia... Led the SEC and ranked ninth nationally in completion percentage and fourth in the conference in passing efficiency (151.0) in 2017... Was named SEC Offensive Player of the Week after completing 13-of-16 passes (81.3%) for 264 yards with two scores vs. Mississippi State... Was awarded SEC Offensive Player of the Week for a second time that season against Alabama after totaling 237 yards on 21-of-28 passing (75.0%) with a rushing score... Spent one season at McLennan Community College in 2016 after playing the 2015 season at Baylor University.

PERSONAL: Stidham attended Stephenville (Texas) High School, where he was a three-time all-state honoree as both a quarterback and receiver... Was named a 2014 Class 4A All-State second team honoree after he led Stephenville to 9-4 record, the 2014 4A DI regional finals and a No. 6 final ranking as senior... Finished his senior season with 3,903 total yards and 50 scores... Threw for 2,934 yards with 35 touchdowns on 183-of-260 passing (70.4%) and ran for 969 yards with 15 touchdowns on 122 carries... Threw for 2,613 yards with 30 touchdowns on 156-of-254 passes (61.4%) and rushed for 821 yards with 14 touchdowns on 138 carries as a junior, earning 2013 District 7-3A MVP... Led Stephenville to a 12-2 record while being named 2013 third-team Class 3A All-State that season... Played receiver as sophomore, totaled 685 yards with 11 touchdown receptions on Stephenville's 2012 Class 3A DI state championship squad, earning 2012 Class 3A All-State honorable mention... Was All-District in basketball and also ran track... Jarrett Stidham (pronounced: STID-um) was born on Aug. 8, 1996 in Corbin, Ky.

STIDHAM'S REGULAR SEASON RECORD

Year	Club	G	S	PASSING				TD	%	Int.	% LG	Sack/Yds.	Rtg.		
				Att.	Comp.	Yds.	Pct.							Yds./Att.	
2019	New England	3	0	4	2	50.0	14	3.5	0	0.0	1	25.0	11	1/7	18.8
2020	New England	5	0	44	22	50.0	256	5.8	2	4.5	3	6.8	38†	4/21	54.7
2021	New England	0	0	0	0	—	0	0-0	0	—	0	—	0	0	—
2022	Las Vegas	5	2	83	53	63.9	656	7.9	4	4.8	3	3.6	60†	7/47	89.2
CAREER TOTALS		13	2	131	77	58.8	926	7.1	6	4.6	7	5.3	60†	12/75	73.5

Year	Club	RUSHING					SCORING						
		Att.	Yds.	Avg.	LG	TD	TD	TDr	TDp	TDrt	2pt	Pts.	
2019	New England	2	-2	-1.0	-1	0	0	0	0	0	0	0	0
2020	New England	7	7	1.0	6	0	2	0	2	0	0	0	12
2021	New England	0	0	—	—	0	0	0	0	0	0	0	0
2022	Las Vegas	14	84	6.0	11	0	4	0	4	0	0	0	24
CAREER TOTALS		23	89	3.9	11	0	6	0	6	0	0	0	36

JARRETT STIDHAM'S CAREER GAME-BY-GAME

(Victories asterisked)

2019 NEW ENGLAND (12-4)															
Opponent	P/S	PASSING				RUSHING									
		Att.	Comp.	Yds.	Pct.	TD	INT	LG	S/Yds.	Rtg.	Att.	Yds.	Avg.	LG	TD
vs. Pit. (9/8)*															
at Mia. (9/15)*															
vs. NYJ (9/22)*	P	3	2	14	66.7	0	1	11	1/7	37.5	0	0	-	-	0
at Buf. (9/29)*															
at Was. (10/6)*	P	1	0	0	0.0	0	0	0	0/0	39.6	0	0	-	-	0
vs. NYG (10/10)*															
at NYJ (10/21)*	P	0	0	0	-	0	0	-	0/0	-	2	-2	-1.0	-1	0
Games 8-16															
Season Totals	3/0	4	2	14	50.0	0	1	11	1/7	18.8	2	-2	-1.0	-1	0
vs. Ten. (1/4)§															
Postseason Totals	0/0	0	0	0	—	0	0	—	0/0	—	0	0	—	—	0

2020 NEW ENGLAND (7-9)															
Opponent	P/S	PASSING				RUSHING									
		Att.	Comp.	Yds.	Pct.	TD	INT	LG	S/Yds.	Rtg.	Att.	Yds.	Avg.	LG	TD
Games 1-3															
at K.C. (10/5)	P	13	5	60	38.5	1	2	30	0/0	39.4	2	3	1.5	2	0
vs. Den. (10/18)															
vs. S.F. (10/25)	P	10	6	64	60.0	0	1	17	1/7	39.2	2	3	1.5	6	0
Games 7-11															
at LAC (12/6)*	P	3	2	61	66.7	1	0	38†	0/0	149.3	2	-2	-1.0	-1	0
at LAR (12/10)	P	7	5	27	71.4	0	0	7	2/12	77.7	1	3	3.0	3	0
at Mia. (12/20)															
vs. Buf. (12/28)	P	11	4	44	36.4	0	0	22	1/2	49.1	0	0	-	0	0
vs. NYJ (1/3)*															
Season Totals	5/0	44	22	256	50.0	2	3	38†	4/21	54.7	7	7	1.0	6	0

2021 NEW ENGLAND (10-7)															
Opponent	P/S	PASSING				RUSHING									
		Att.	Comp.	Yds.	Pct.	TD	INT	LG	S/Yds.	Rtg.	Att.	Yds.	Avg.	LG	TD
Games 1-9															
Games 10-17															
Season Totals	0/0	0	0	0	—	0	0	—	0/0	—	0	0	—	—	0
at Buf. (1/15)§															
Postseason Totals	0/0	0	0	0	—	0	0	—	0/0	—	0	0	—	—	0

§AFC Wild Card Game

2022 LAS VEGAS (6-11)		PASSING								RUSHING					
Opponent	P/S	Att.	Comp.	Yds.	Pct.	TD	INT	LG	S/Yds.	Rtg.	Att.	Yds.	Avg.	LG	TD
Games 1-5															
vs. Hou. (10/23)*	P	0	0	0	—	0	0	—	0	—	0	0	—	—	0
at N.O. (10/30)	P	13	8	72	61.5	0	0	18	1/8	76.4	0	0	—	—	0
Games 8-10															
at Sea. (11/27)*	P	0	0	0	—	0	0	—	0	—	0	0	—	—	0
Games 12-15															
vs. S.F. (1/1)	S	34	23	365	67.6	3	2	60t	0/0	108.1	7	34	4.9	11	0
vs. K.C. (1/7)	S	36	22	219	61.1	1	1	24	6/39	76.0	7	50	7.1	10	0
Season Totals	5/2	83	53	656	63.9	4	3	60t	7/47	89.2	14	84	6.0	11	0



JUSTIN STRNAD

40

INSIDE LINEBACKER

6-3 • 235 • 4TH YR. • WAKE FOREST

BORN: Aug. 21, 1996, in Palm Harbor, Fla.

HIGH SCHOOL: East Lake High School, Tarpon Springs, Fla.

ACQUIRED: Draft #5 (178th overall), 2020

NFL YEAR: 4th • **YEAR WITH BRONCOS:** 4th

NFL GAMES PLAYED/STARTED: 33/5



STRNAD AT A GLANCE:

- A fourth-year inside linebacker who has appeared in 33 games (5 starts) with the Broncos (20-22), tallying 32 tackles (19 solo) and nine special-teams tackles during his career.
- Missed the entire 2020 season after being placed on injured reserve on Aug. 31, 2020 with a season-ending wrist injury.
- Started 20-of-47 games played at Wake Forest University, totaling 244 tackles (145 solo), eight sacks (46 yds.), four interceptions (44 yds.), 10 passes defended, three forced fumbles and one fumble recovery.
- Earned honorable-mention All-ACC honors as a redshirt senior after finishing with 69 tackles (38 solo), two sacks (18 yds.), one interception and four passes defended in eight games (7 starts).
- Ended his redshirt junior season leading the Demon Deacons with 105 tackles (63 solo), 1.5 sacks (6 yds.), five passes defended and one forced fumble to earn All-ACC honorable mention honors.
- Was a first-team All-Pinellas County selection by the *Tampa Tribune* and the *Tampa Bay Times* as a senior at East Lake High School in Tarpon Springs, Fla.
- Selected by the Broncos in the fifth round (178th overall) of the 2020 NFL Draft.

CAREER TRANSACTIONS: Signed by Denver as a draft choice 7/22/20.



2022: Strnad appeared in all 17 games, totaling five special-teams tackles on 405 special-teams snaps... Made two special-teams tackles at Jac. (10/30).

2021: Strnad appeared in 16 games (5 starts), totaling 32 tackles (19 solo) and four special teams tackles... Made his NFL debut and collected one special-teams tackle at NYG (9/12)... Collected a career-high six defensive stops (3 solo) and one special-teams tackle at Jac. (9/19)... Made first career start and recorded four tackles (2 solo) vs. NYJ (9/26)... Tied career high with six tackles (3 solo) at Pit. (10/10)... Recorded a season-high-tying six tackles (2 solo) at Cle. (10/21).

2020: Strnad, who was selected by the Broncos in the fifth round (178th overall) of the 2020 NFL Draft, missed his entire rookie season after sustaining a wrist injury in training camp... Placed on injured reserve on Aug. 31.

COLLEGE: Strnad played in eight games (7 starts) as a redshirt senior, recording 69 tackles (38 solo), two sacks (18 yds.), one interception and four passes defended before suffering a season-ending injury... Received All-ACC honorable mention honors... Elected as team captain for the season by his teammates... Secured the game-winning interception, led the team with 12 tackles (9 solo) vs. Utah State (8/30), and was named to the Pro Football Focus ACC Team of the Week... Led the team with 13 tackles (9 solo) at Boston College (9/28)... Started all 13 games played in 2018, collecting 105 tackles (63 solo), 1.5 sacks (6 yds.), five passes defended and one forced fumble... Earned honorable-mention All-ACC honors for the first time in his collegiate career... Logged seven tackles (3 solo) and one sack in his first career start at Tulane (8/30)... Recorded six games with 10 or more tackles, including a nine-solo tackle (11 total) performance vs. Memphis in the Jared Birmingham Bowl (12/22)... Saw action in all 13 games in 2017, recording 51 tackles (32 solo), 4.5 sacks (22 yds.), three interceptions (44 yds), one pass defended, two forced fumbles and one fumble recovery as a redshirt sophomore... Led the team in special-teams tackles (10), interceptions (3) and interception return yards (44)... Played in all 13 games as a redshirt freshman in 2016, tallying 19 tackles (12 solo).

PERSONAL: Strnad prepped at East Lake High School in Tarpon Springs, Fla. and was chosen to the All-Pinellas County first-team by both the *Tampa Tribune* and *Tampa Bay Times* as a senior... Finished his final high school campaign with 81 tackles, eight passes defended, three sacks and three interceptions... Helped the team win both league and district championships in 2013 and 2014... Justin Strnad (pronounced: sitr-NAHD) was born on Aug. 21, 1996 in Palm Harbor, Fla.

STRNAD'S REGULAR SEASON RECORD

Year	Club	G	S	UT	A	TT	S-Yds.	I-Yds.	PD	FF	FR	TD-Int.	TD-FR	S	Pts.
2020	Denver	INJURED RESERVE													
2021	Denver	16	5	19	13	32	0-0	0-0	0	0	0	0	0	0	0
2022	Denver	17	0	0	0	0	0-0	0-0	0	0	0	0	0	0	0
CAREER TOTALS		33	5	19	13	32	0-0	0-0	0	0	0	0	0	0	0

ADDITIONAL STATISTICS: *Special-teams tackles* — 2021 (4), 2022 (5), **TOTAL (9).**

JUSTIN STRNAD'S CAREER GAME-BY-GAME

(Victories asterisked)

2021 DENVER (7-10)		TACKLES									
Date	Opponent	P/S	UT	A	TT	S-Yds.	I-Yds.	PD	FF	FR	
Sept 12	at N.Y. Giants*	P	0	0	0	0-0	0-0	0	0	0	
Sept 19	at Jacksonville*	P	3	3	6	0-0	0-0	0	0	0	
Sept 26	vs. N.Y. Jets*	S	2	2	4	0-0	0-0	0	0	0	
Oct 3	vs. Baltimore	S	2	0	2	0-0	0-0	0	0	0	
Oct 10	at Pittsburgh	S	3	3	6	0-0	0-0	0	0	0	
Oct 17	vs. Las Vegas	S	3	0	3	0-0	0-0	0	0	0	
Oct 21	at Cleveland	S	2	4	6	0-0	0-0	0	0	0	
Oct 31	vs. Washington*	P	3	1	4	0-0	0-0	0	0	0	
Nov 7	at Dallas*	P	0	0	0	0-0	0-0	0	0	0	
Nov 14	vs. Philadelphia	RESERVE/COVID-19									
Nov 28	vs. L.A. Chargers*	P	0	0	0	0-0	0-0	0	0	0	
Dec 5	at Kansas City	P	0	0	0	0-0	0-0	0	0	0	
Dec 12	vs. Detroit*	P	1	0	1	0-0	0-0	0	0	0	
Dec 19	vs. Cincinnati	P	0	0	0	0-0	0-0	0	0	0	
Dec 26	at Las Vegas	P	0	0	0	0-0	0-0	0	0	0	
Jan 2	at L.A. Chargers	P	0	0	0	0-0	0-0	0	0	0	
Jan 8	vs. Kansas City	P	0	0	0	0-0	0-0	0	0	0	
Season Totals			16/5	19	13	31	0-0	0-0	0-0	0	0

2022 DENVER (5-12)		TACKLES									
Date	Opponent	P/S	UT	A	TT	S-Yds.	I-Yds.	PD	FF	FR	
Sept 12	at Seattle	P	0	0	0	0-0	0-0	0	0	0	
Sept 18	vs. Houston*	P	0	0	0	0-0	0-0	0	0	0	
Sept 25	vs. San Francisco*	P	0	0	0	0-0	0-0	0	0	0	
Oct 2	at Las Vegas	P	0	0	0	0-0	0-0	0	0	0	
Oct 6	vs. Indianapolis	P	0	0	0	0-0	0-0	0	0	0	
Oct 17	at L.A. Chargers	P	0	0	0	0-0	0-0	0	0	0	
Oct 23	vs. N.Y. Jets	P	0	0	0	0-0	0-0	0	0	0	
Oct 30	at Jacksonville*	P	0	0	0	0-0	0-0	0	0	0	
Nov 13	at Tennessee	P	0	0	0	0-0	0-0	0	0	0	
Nov 20	vs. Las Vegas	P	0	0	0	0-0	0-0	0	0	0	
Nov 27	at Carolina	P	0	0	0	0-0	0-0	0	0	0	
Dec 4	at Baltimore	P	0	0	0	0-0	0-0	0	0	0	
Dec 11	vs. Kansas City	P	0	0	0	0-0	0-0	0	0	0	
Dec 18	vs. Arizona*	P	0	0	0	0-0	0-0	0	0	0	
Dec 25	at L.A. Rams	P	0	0	0	0-0	0-0	0	0	0	
Jan 1	at Kansas City	P	0	0	0	0-0	0-0	0	0	0	
Jan 8	vs. L.A. Chargers*	P	0	0	0	0-0	0-0	0	0	0	
Season Totals			17/0	0	0	0	0-0	0-0	0	0	0

WHAT IS THE ORIGIN OF THE NAME DENVER BRONCOS?

The name "Denver Broncos" was chosen from 500 entries in a name-the-team contest in January 1960. The name was suggested by Ward M. Vining of Lakewood. But the football team isn't the first Denver Broncos. Denver's 1921 entry in the Midwest Baseball League was also called the Broncos.



PAT SURTAIN II

2

CORNERBACK



6-2 • 202 • 3RD YR. • ALABAMA

BORN: April 14, 2000, in Plantation, Fla.

HIGH SCHOOL: American Heritage High School, Plantation, Fla.

ACQUIRED: Draft #1 (9th overall), 2021

NFL YEAR: 3rd • **YEAR WITH BRONCOS:** 3rd

NFL GAMES PLAYED/STARTED: 33/32

SURTAIN II AT A GLANCE:

- A third-year cornerback who is the sixth player at that position in team history to earn first-team Associated Press All-Pro accolades (2022) and a Pro Bowl selection (2022) in the same season.
- Was named to the Inaugural Players' (NFLPA) All-Pro first team in 2022.

- Selected as the 2022 Demaryius Thomas Team MVP Award winner, as voted on by the Denver Chapter of the Pro Football Writers of America (PFWA).
- Ranks Top-10 among Broncos cornerbacks in their first two seasons in passes defended (2nd—24), tackles (2nd—118) and interceptions (T-8th—6).
- Started 32-of-33 games with the Broncos, posting 118 tackles (91 solo), six interceptions (67 yds., 1 TD), one forced fumble and 24 passes defended.
- Named a Pro Bowl starter and first-team All-Pro (AP, PFWA, NFLPA) after totaling 60 tackles (46 solo), two interceptions (-3 yds.), 10 passes defended and one forced fumble in 17 starts.
- Appeared in 16 games (15 starts), totaling 58 tackles (45 solo), four interceptions (70 yds., 1TD) and 14 passes defended
- His 14 passes defended were the second-most by a Broncos rookie and his four interceptions rank tied for third by a rookie in team history.
- Played 42 games (39 starts) at the University of Alabama, totaling 117 tackles (82 solo), four interceptions (69 yds., 1 TD), 27 pass breakups, four forced fumbles and two fumble recoveries during his collegiate career (2018-20).
- Contributed to Alabama's 2020 national championship team while being named SEC Defensive Player of the Year, first-team All-SEC, a unanimous first-team All-American and the Rose Bowl's Defensive Most Valuable Player during his final collegiate campaign.
- Named a finalist for the Lott IMPACT and Bronko Nagurski trophies along with the Chuck Bednarik and Jim Thorpe awards.
- Started all 13 games played in 2020, tallying 38 tackles, one interception (25 yds., 1TD), 12 pass breakups and one fumble recovery.
- Collected 42 tackles (32 solo), two interceptions (24 yds.), eight pass breakups, three forced fumbles and one fumble recovery in 2019 while starting all 13 games for the Crimson Tide.
- Started 12-of-15 games as a true freshman, registering 37 tackles (28 solo), one interception (20 yds.), seven pass breakups and one force fumble.
- Selected by the Broncos in the first round (9th overall) of the 2021 NFL Draft.

2's TROPHY CASE

All-Pro (First Team)2022
Pro Bowl (1)2022



2022: Surtain II was named a Pro Bowl starter and first-team All-Pro (AP, PFWA, NFLPA) after totaling 60 tackles (46 solo), two interceptions (-3 yds.), 10 passes defended and one forced fumble in 17 starts.... Was also awarded the Demaryius Thomas Team MVP Award, as voted on by the Denver Chapter of the Pro Football Writers of America... Allowed no receptions on six targets, defended two passes and also posted a tackle in the 11-10 win vs. S.F. (9/25)... Posted multiple passes defended in his second-consecutive game along with a career-high eight tackles (6 solo) at L.V. (10/2)... Had seven tackles (4 solo) and recorded his first career forced fumble vs. Ind. (10/6)... Tallied five tackles (3 solo) and one tackle for loss in the win at Jac. (10/30)... Batted down his sixth pass of the season and made three tackles (2 solo) at Ten. (11/13)... Made five unassisted tackles and had a pass defended at Car. (11/27)... Broke up a pass and made six solo tackles at Bal. (12/4)... Intercepted Chiefs QB Patrick Mahomes, which set up a Denver touchdown with under two-minutes to play in the first half, and had two tackles (1 solo) vs. K.C. (12/11)... Picked off Cardinals QB Trace McSorley to ice the game and also produced six tackles (4 solo) vs. Ari. (12/18).

SURTAIN II IMPRESSES DURING ROOKIE SEASON

MOST PASSES DEFENSED BY A ROOKIE, BRONCOS HISTORY (data since 1999)

Rk.	Player	Year	PD	GP	GS	Int.
1.	Domonique Foxworth	2005	16	16	7	2
2.	Pat Surtain II	2021	14	16	15	4
	Perrish Cox	2010	14	15	9	1
4.	Bradley Roby	2014	13	16	2	2
5.	Darrent Williams	2005	10	12	9	2

MOST INTs BY A BRONCOS ROOKIE

Player	Year	No.
1. Goose Gonsoulin	1960	11
2. Phil Nugent	1961	7
3. Pat Surtain II	2021	4
Calvin Jones	1973	4
Charlie Greer	1968	4
Jack Lentz	1967	4

2021: Surtain II, who was selected by the Broncos in the first round (9th overall) of the 2021 NFL Draft, appeared in 16 games (15 starts), totaling 58 tackles (45 solo), four interceptions (70 yds., 1TD) and 14 passes defended... His 14 passes defended are the second-most by a Broncos rookie and his four interceptions rank tied for third by a rookie in team history... Made his NFL debut at NYG (9/12)... Recorded his first career start at Jac. (9/19), tallying four tackles (2 solo), one pass defended and his first career interception... Tied for the team lead in tackles and totaled five solo stops and one pass defended vs. NYJ (9/26)... Collected six solo tackles vs. Bal. (10/3)... Totaled three solo tackles and one pass defended at Pit. (10/10)... Tallied four solo tackles and one pass defended vs. L.V. (10/17)... Recorded a season-high two passes defended and added two tackles (1 solo) at Cle. (10/21)... Tallied at least one pass defended in the fourth consecutive game and added two tackles (1 solo) vs. Was. (10/31)... Extended his passes defended streak to six games, collecting one pass breakup and three solo tackles vs. Phi. (11/14)... Posted his first career multi-interception game and first interception return for a touchdown as well as five tackles (4 solo), two interceptions (70 yds., 1TD) and two passes defended... Registered a season-high-tying six tackles (4 solo) and two passes defended at LAC (1/2).

COLLEGE: Surtain II started 38-of-41 games played at the University of Alabama, totaling 117 tackles (82 solo), four interceptions (69 yds., 1TD), 27 pass breakups, four forced fumbles and two fumble recoveries... Started all 13 games played in 2020, totaling 38 tackles (22 solo), one interception (25 yds., 1TD), 12 pass breakups and one fumble recovery... Contributed to Alabama's 2020 national championship team while being named SEC Defensive Player of the Year, first-team All-SEC, a unanimous first-team All-American and the Rose Bowl's Most Valuable Player... Named a finalist for the Lott IMPACT and Bronko Nagurski trophies and the Chuck Bednarik and Jim Thorpe Awards... Tallied first career pick six and returned one interception for 25 yards vs. Mississippi State (10/31)... Garnered Defensive Most Valuable Player honors after his performance in the Rose Bowl vs. Notre Dame (1/1)... Registered three tackles (2 solo) in the CFP National Championship Game vs. Ohio State (1/1)... Opened all 13 games in 2019, posting 42 tackles (32 solo), two interceptions (24 yds.), eight pass breakups, three forced fumbles and one fumble recovery... Nabbed a career-high eight tackles (6 solo) at South Carolina (9/14)... Totaled seven tackles (3 solo) in the Citrus Bowl vs. Michigan (1/1)... Started 12-of-15 games during his true freshman season in 2018, posting 37 tackles (28 solo), one interception (20 yds.), seven pass breakups and one forced fumble... Named a Freshman All-American by *The Athletic* and earned SEC All-Freshman Team honors by league coaches... Recorded three solo tackles in the Iron Bowl vs. Oklahoma (12/29)... Had one solo tackle in the CFP National Championship Game vs. Clemson (1/7).

PERSONAL: Surtain II attended American Heritage High School in Plantation, Fla., where he helped lead the school to back-to-back 5A state titles in his junior and senior seasons... Selected to the *Sun Sentinel* All-County first team in Broward during his final two years of prep football... Named a 2018 U.S. Army All-American and was selected to the 2017 All-USA Florida Football Team following his senior campaign... Father, Patrick Surtain Sr., played 11 NFL seasons with Miami (1998-2004) and Kansas City (2005-08) while being named a Pro Bowler on three occasions... Pat Surtain II (pronounced: sur-TAN) was born on April 14, 2000, in Plantation, Fla.

SURTAIN II CREATING A NO-FLY ZONE

MOST PASSES DEFENSED IN FIRST TWO SEASON, BRONCOS HISTORY (data since 1999)

Player	Years	PD	GP	GS	Int.
1. Deltha O'Neal	2000-01	28	32	16	9
2. Pat Surtain II	2021-22	24	33	32	6
3. Bradley Roby	2014-15	23	32	6	3
4. Domonique Foxworth	2005-06	22	32	12	3
5. Darrent Williams	2005-06	19	27	23	6

SURTAIN II'S REGULAR SEASON RECORD

Year	Club	G	S	UT	A	TT	S-Yds.	I-Yds.	PD	FF	FR	TD-Int.	TD-FR	S	Pts.
2021	Denver	16	15	45	13	58	0-0	4-70	14	0	0	1	0	0	6
2022	Denver	17	17	46	14	60	0-0	2--3	10	1	0	0	0	0	0
CAREER TOTALS		33	32	91	27	118	0-0	6-67	24	1	0	1	0	0	6

SURTAIN II'S SINGLE GAME HIGHS

(Postseason in parentheses)

Tackles — 8, at Las Vegas, 10/2/22 (none). **Interceptions** — 2, vs. L.A. Chargers, 11/28/21 (none). **Passes Defended** — 2, 5x, last: at Las Vegas, 10/2/22 (none). **Forced Fumbles** — 1, vs. Indianapolis, 10/6/22 (none).

PAT SURTAIN II'S CAREER GAME-BY-GAME

(Victories asterisked)

2021 DENVER (7-10)		TACKLES									
Date	Opponent	P/S	UT	A	TT	S-Yds.	I-Yds.	PD	FF	FR	
Sept 12	at N.Y. Giants*	P	0	0	0	0-0	0-0	0	0	0	
Sept 19	at Jacksonville*	S	2	2	4	0-0	1-0	1	0	0	
Sept 26	vs. N.Y. Jets*	S	5	0	5	0-0	0-0	1	0	0	
Oct 3	vs. Baltimore	S	6	0	6	0-0	0-0	0	0	0	
Oct 10	at Pittsburgh	S	3	0	3	0-0	0-0	1	0	0	
Oct 17	vs. Las Vegas	S	4	0	4	0-0	0-0	1	0	0	
Oct 21	at Cleveland	S	1	1	2	0-0	0-0	2	0	0	
Oct 31	vs. Washington*	S	1	1	2	0-0	0-0	1	0	0	
Nov 7	at Dallas*	S	2	1	3	0-0	0-0	1	0	0	
Nov 14	vs. Philadelphia	S	3	0	3	0-0	0-0	1	0	0	
Nov 28	vs. L.A. Chargers*	S	4	1	5	0-0	2-70t	2	0	0	
Dec 5	at Kansas City	S	1	0	1	0-0	1-0	1	0	0	
Dec 12	vs. Detroit*	S	4	1	5	0-0	0-0	0	0	0	
Dec 19	vs. Cincinnati	S	3	2	5	0-0	0-0	0	0	0	
Dec 26	at Las Vegas	S	3	1	4	0-0	0-0	0	0	0	
Jan 2	at L.A. Chargers	S	4	2	6	0-0	0-0	2	0	0	
Jan 8	vs. Kansas City										
INJURED RESERVE											
Season Totals			16/15	45	13	58	0-0	4-70	14	0	0

2022 DENVER (5-12)		TACKLES									
Date	Opponent	P/S	UT	A	TT	S-Yds.	I-Yds.	PD	FF	FR	
Sept 12	at Seattle	S	3	1	4	0-0	0-0	0	0	0	
Sept 18	vs. Houston*	S	2	0	2	0-0	0-0	0	0	0	
Sept 25	vs. San Francisco*	S	1	0	1	0-0	0-0	2	0	0	
Oct 2	at Las Vegas	S	6	2	8	0-0	0-0	2	0	0	
Oct 6	vs. Indianapolis	S	4	3	7	0-0	0-0	0	1	0	
Oct 17	at L.A. Chargers	S	0	0	0	0-0	0-0	1	0	0	
Oct 23	vs. N.Y. Jets	S	3	0	3	0-0	0-0	0	0	0	
Oct 30	at Jacksonville*	S	3	2	5	0-0	0-0	0	0	0	
Nov 13	at Tennessee	S	2	1	3	0-0	0-0	1	0	0	
Nov 20	vs. Las Vegas	S	2	0	2	0-0	0-0	0	0	0	
Nov 27	at Carolina	S	5	0	5	0-0	0-0	1	0	0	
Dec 4	at Baltimore	S	6	1	7	0-0	0-0	1	0	0	
Dec 11	vs. Kansas City	S	1	1	2	0-0	1-0	1	0	0	
Dec 18	vs. Arizona*	S	4	2	6	0-0	1--3	1	0	0	
Dec 25	at L.A. Rams	S	2	0	2	0-0	0-0	0	0	0	
Jan 1	at Kansas City	S	1	1	2	0-0	0-0	0	0	0	
Jan 8	vs. L.A. Chargers*	S	1	0	1	0-0	0-0	0	0	0	
Season Totals			17/17	46	14	60	0-0	2--3	10	1	0

DID YOU KNOW?

Tight end Shannon Sharpe, who was selected to the Pro Football Hall of Fame in 2011, played 12 seasons for the Broncos from 1990-99 and 2002-03, totaling more career receptions (815), receiving yards (10,060), receiving touchdowns (62), Super Bowl wins (3) and Pro Bowl selections (8) than any of the other seven tight ends enshrined in the Hall of Fame.



COURTLAND SUTTON

14

WIDE RECEIVER



6-4 • 216 • 6TH YR. • SOUTHERN METHODIST
BORN: Oct. 10, 1995, in Brenham, Texas
HIGH SCHOOL: Brenham (Texas) High School
ACQUIRED: Draft #2 (40th overall), 2018
NFL YEAR: 6th • **YEAR WITH BRONCOS:** 6th
NFL GAMES PLAYED/STARTED: 65/55

SUTTON AT A GLANCE:

- A sixth-year Pro Bowl wide receiver who has appeared in 65 career regular-season games (55 starts) with Denver (2018-22), catching 239 passes for 3,487 yards (14.6 avg.) and 14 touchdowns to go with one two-point conversion and five rushes for 21 yards (4.2 avg.).
- Surpassed 3,000 receiving yards in his 54th career game, becoming the third-fastest Bronco to accomplish the feat.
- Finished 2022 with 829 yards on 64 catches (13.0 avg.) with two receiving touchdowns after starting all 15 games played.
- Recorded 58 catches for 776 yards (13.4 avg.) with two touchdowns in 17 games played (16 starts) in 2021.
- Appeared in one game with the Broncos in 2020 before being placed on injured reserve on Sept. 21 with a season-ending knee injury.
- Registered the most receiving yards (1,816) and receiving touchdowns (10) in Broncos history through a player's first two seasons.
- Named to the Pro Bowl in 2019 after finishing with 72 catches for 1,112 yards (15.4 avg.) and six touchdowns, becoming just the third player in team annals to record a 1,000-yard receiving season by his second year.
- Totaled the fourth-most receiving yards (704) by a rookie in Broncos history in 2018.
- Started 37-of-39 games played at Southern Methodist University, catching 195 passes for 3,220 yards (16.5 avg.) with 31 touchdowns.
- Ended his collegiate career ranked second in school history in touchdowns (31), third in receiving yards (3,220) and sixth in receptions (195).
- Named to the Associated Press All-America second team and to the All-AAC first team as a redshirt junior in 2017, finishing with 68 catches for 1,085 yards (16.0 avg.) with 12 touchdowns.
- Selected by the Broncos in the second round (40th overall) of the 2018 NFL Draft.

14's TROPHY CASE
Pro Bowls (1)..... 2019

CAREER TRANSACTIONS: Signed by Denver as a draft choice 5/10/18.



2022: Sutton started all 15 games played, finishing with 829 yards on 64 catches (13.0 avg.) with two receiving touchdowns... Notched his fifth career 100-yard game vs. Hou. (9/18), tallying 122 yards on 7 receptions (17.4 avg.)... Totaled 97 yards on eight receptions (12.1 avg.) vs. S.F. (9/25)... Had five catches for 52 yards (10.4 avg.), including a touchdown grab, at L.V. (10/2)... Notched a team-high 74 yards on 5 catches (14.8 avg.) vs. Ind. (10/6)... Totaled 66 yards on six catches (11.0 avg.) at Ten. (11/13)... Tallied a team-high 80 yards on five receptions (16.0 avg.) vs. L.V. (11/20)... Totaled a team-high 75 yards on six catches (12.5 avg.) at Car. (11/27)... Recorded five receptions for 64 yards (12.8 avg.) at LAR (12/25)... Made three catches for 33 yards (11.0 avg.), including a 20-yard touchdown catch, vs. LAC (1/8).

2021: Sutton appeared in 17 games (16 starts), totaling 58 receptions for 776 yards (13.4 avg.) with two touchdowns... Posted one reception for 14 yards in the season opener at NYG (9/12)... Tallied third career 100-yard receiving effort, set career highs in receptions (9) and yards (159), nabbed the second-longest reception of his career (55 yds.) and tallied the most receiving yards by a Bronco since 2016 at Jac. (9/19)... Posted his second 100-yard receiving effort of the season, collected his first touchdown of 2021 (11th of career), and led the team in receptions (7) and yards (120) for a 17.1 avg. with one score at Pit. (10/10)... Recorded a touchdown in his second consecutive game and posted eight catches for 94 yards (11.8 avg.) with one touchdown vs. L.V. (10/17).

SUTTON OFF TO A FAST START TO HIS CAREER

MOST REC. YARDS THROUGH FIRST TWO SEASONS, BRONCOS

Player	Years	Rec.	Yds.	TDs
1. Courtland Sutton	2018-19	114	1,816	10
2. Brandon Marshall	2006-07	122	1,634	9
3. Eddie Royal	2008-09	128	1,325	5
4. Ricky Nattiel	1987-88	77	1,204	3
5. Mark Jackson	1986-87	64	1,174	3

MOST REC. TDs THROUGH FIRST TWO SEASONS, BRONCOS

Player	Years	Rec.	Yds.	TDs
1. Courtland Sutton	2018-19	114	1,816	10
2. Brandon Marshall	2006-07	122	1,634	9
Eric Decker	2010-11	50	718	9
Tony Scheffler	2006-07	67	835	9
5. Riley Odoms	1972-73	64	949	9

2020: Sutton appeared in one game with the Broncos before being placed on injured reserve on Sept. 21 with a season-ending knee injury (ACL tear)... Broke the 3,000 career receiving yards mark in his 54th career game at L.V. (10/2), totaling five receptions for 52 yards and a score in the game.

2019: Sutton became just the third player in franchise history to record a 1,000-yard receiving season by his second year, finishing with 72 catches for 1,112 yards (15.4 avg.) with 10 touchdowns in 16 games (14 starts)... Named to his first career Pro Bowl... Ranked third in the AFC and 10th in the NFL in yards per catch (15.4 avg.), while ending the season tied for second in the league with 16 big-play receptions (25+ yds.)... Registered his first-career 100-yard game at Oak. (9/9), recording a career-high seven receptions for a career-high 120 yards... Tallied five receptions for 87 yards (17.4 avg.) at G.B. (9/22)... Totaled 62 receiving yards and two touchdowns on six receptions (10.3 avg.) vs. Jac. (9/29)... Registered four receptions for 92 yards (23.0 avg.), including a 70-yard touchdown catch at LAC (10/6)... Made four catches for 76 yards (19.0 avg.) vs. Ten. (10/13)... Collected 87 yards on six receptions (14.5 avg.) vs. K.C. (10/17)... Recorded three receptions for 72 yards (24.0 avg.) at Ind. (10/27)... Led the Broncos with five receptions (56 yds.) and had a 21-yard touchdown catch in the first quarter vs. Cle. (11/3)... Recorded 113 yards on five receptions (22.6 avg.) with 10 rushing yards on two attempts (5.0 avg.) and a completed pass for 38 yards at Min. (11/17)... Posted four receptions for 74 yards (18.5 avg.) and two touchdowns vs. LAC (12/1)... Recorded five receptions for 34 yards (6.8 avg.) at Hou. (12/8)... Collected 79 yards on four receptions (19.8 avg.) at K.C. (12/15) to pass 1,000 receiving yards on the season.

2018: Selected by Denver in the second round (40th overall) of the 2018 NFL Draft, Sutton played all 16 games (9 starts), recording 42 receptions for 704 yards (16.8 avg.) with four touchdowns... Totaled the fourth most receiving yards (704) by a rookie in Broncos history... Caught two passes for 45 yards (22.5 avg.) in his NFL debut vs. Sea. (9/9)... Scored his first career touchdown on an 8-yard reception at NYJ (10/7)... Caught a 28-yard touchdown pass from WR Emmanuel Sanders at Ari. (10/18)... Recorded four receptions for 85 yards and scored on a 30-yard touchdown reception at Cin. (12/2)... Passed Ricky Nattiel for the fourth-most receiving yards by a rookie in team history after catching a six passes for 65 yards (10.8 avg.) with one touchdown at Oak. (12/24).

COLLEGE: Started 37-of-39 games played at SMU catching 195 passes for 3,220 yards (16.5 avg.) with 31 touchdowns... Ended his collegiate career ranked second in school history in touchdowns (31), third in receiving yards (3,220) and sixth in receptions (195)... Started all 13 games played and was named to the Associated Press' All-American second team and to the All-AAC first team as a redshirt junior... Opened all 12 games played as a redshirt sophomore and became the first SMU receiver to garner first-team all-conference honors in five seasons... Led the team in receptions (76), receiving yards (1,246) and receiving touchdowns (10)... Started all 12 games as a redshirt freshman, finishing the season with 49 catches for 862 yards (17.6 avg.) with nine touchdowns... Completed two passes for 75 yards (37.5 avg.)... Set the SMU freshman record for receiving yards with 862... Appeared in two games in 2014 and made two catches for 27 yards (13.5 avg.) before being granted a medical redshirt.

PERSONAL: Sutton attended Brenham (Texas) High School, where he was named all-district as a tight end and safety during his senior season... Helped his team to a 14-2 record and an appearance in the 4A State Championship Game... Averaged 15.2 points per game in basketball as a senior... Courtland Sutton was born on Oct. 10, 1995 in Brenham, Texas.

SUTTON ECLIPSES 3,000 CAREER RECEIVING YARDS

FEWEST GAMES TO 3,000 CAREER REC. YDS., BRONCOS HISTORY

Player	Games
1. Demaryius Thomas	46
2. Brandon Marshall	49
3. Courtland Sutton	54
4. Eric Decker	61
Vance Johnson	61

SUTTON'S REGULAR SEASON RECORD

Year	Club	RECEIVING							SCORING					
		G	S	No.	Yds.	Avg.	LG	TD	TD	TDru	TDre	TDrt	2pt	Pts.
2018	Denver	16	9	42	704	16.8	42	4	4	0	4	0	0	24
2019	Denver	16	14	72	1,112	15.4	70†	6	6	0	6	0	0	36
2020	Denver	1	1	3	66	22.0	45	0	0	0	0	0	0	0
2021	Denver	17	16	58	776	13.4	55	2	2	0	2	0	1	14
2022	Denver	15	15	64	829	13.0	51	2	2	0	2	0	0	12
CAREER TOTALS		65	55	239	3,487	14.6	70†	14	14	0	14	0	1	86

ADDITIONAL STATISTICS: Special-teams tackles — 2018 (1), TOTAL (1). Miscellaneous tackles — 2018 (1), 2019 (1), 2020 (1), 2022 (4), TOTAL (7). Rushing — 2018 (1 for -1 yards, -1.0 avg., -1 LG, 0 TD), 2019 (3 for 17 yards, 5.7 avg., 9 LG, 0 TD), 2022 (1 for 5 yards, 5.0 avg., 5 LG, 0 TD) TOTAL (5 for 21 yards, 4.2 avg., 9 LG, 0 TD). Completed a 38-yard pass at Min. (11/17/19).

SUTTON'S SINGLE-GAME HIGHS

(Postseason in parentheses)

Receptions — 9, at Jacksonville, 9/19/21 (none). **Receiving yards** — 159, at Jacksonville, 9/19/21 (none). **Longest reception** — 70†, at L.A. Chargers, 10/6/19 (none). **Receiving touchdowns** — 2, twice, last: vs. L.A. Chargers, 12/1/19 (none).

SUTTON'S 100-YARD GAMES (5)

*Denotes win; (The Broncos are 2-3 when Sutton records at least 100 receiving yards in a game.)

Date	Opponent	Rec.-Yds.
9/19/21	at Jacksonville*	9-159
9/18/22	vs. Houston*	7-122
10/10/21	at Pittsburgh	7-120
9/9/19	at Oakland	7-120
11/17/19	at Minnesota	5-113

COURTLAND SUTTON'S CAREER GAME-BY-GAME

(Victories asterisked)

2018 DENVER (6-10)		RECEIVING							SCORING	
Date	Opponent	P/S	No.	Yds.	Avg.	LG	TD	2pt.	Pts.	
Sept 9	vs. Seattle*	P	2	45	22.5	25	0	0	0	
Sept 16	vs. Oakland*	P	1	9	9.0	9	0	0	0	
Sept 23	at Baltimore	P	2	37	18.5	21	0	0	0	
Oct 1	vs. Kansas City	P	3	51	17.0	42	0	0	0	
Oct 7	at N.Y. Jets	S	2	18	9.0	10	1	0	6	
Oct 14	vs. L.A. Rams	P	3	58	19.3	41	0	0	0	
Oct 18	at Arizona*	P	1	28	28.0	28†	1	0	6	
Oct 28	at Kansas City	P	3	78	26.0	42	0	0	0	
Nov 4	vs. Houston	S	3	57	19.0	22	0	0	0	
Nov 18	at L.A. Chargers*	S	3	78	26.0	39	0	0	0	
Nov 25	vs. Pittsburgh*	S	1	14	14.0	14	0	0	0	
Dec 2	at Cincinnati*	S	4	85	21.3	30†	1	0	6	
Dec 9	at San Francisco	S	2	14	7.0	10	0	0	0	
Dec 15	vs. Cleveland	S	5	42	8.4	13	0	0	0	
Dec 24	at Oakland	S	6	65	10.8	20	1	0	6	
Dec 30	vs. L.A. Chargers	S	1	25	25.0	25	0	0	0	
Season Totals		16/6	42	704	16.8	42	4	0	24	

2019 DENVER (7-9)		RECEIVING							SCORING	
Date	Opponent	P/S	No.	Yds.	Avg.	LG	TD	2pt.	Pts.	
Sept 9	at Oakland	P	7	120	16.8	30	0	0	0	
Sept 15	vs. Chicago	S	4	40	10.0	16	0	0	0	
Sept 22	at Green Bay	S	5	87	17.4	52	0	0	0	
Sept 29	vs. Jacksonville	S	6	62	10.3	27	2	0	12	
Oct 6	at L.A. Chargers*	P	4	92	23.0	70†	1	0	6	
Oct 13	vs. Tennessee*	S	4	76	19.0	41	0	0	0	
Oct 17	vs. Kansas City	S	6	87	14.5	41	0	0	0	
Oct 27	at Indianapolis	S	3	72	24.0	33	0	0	0	
Nov 3	vs. Cleveland*	S	5	56	11.2	21†	1	0	6	
Nov 17	at Minnesota	S	5	113	22.6	48	0	0	0	
Nov 24	at Buffalo	S	1	27	27.0	27	0	0	0	
Dec 1	vs. L.A. Chargers*	S	4	74	18.5	33	2	0	12	
Dec 8	at Houston*	S	5	34	6.8	11	0	0	0	
Dec 15	at Kansas City	S	4	79	19.8	33	0	0	0	
Dec 22	vs. Detroit*	S	5	41	8.2	15	0	0	0	
Dec 29	vs. Oakland*	S	4	52	13.0	19	0	0	0	
Season Totals		16/14	72	1,112	15.4	70†	6	0	36	

2020 DENVER (5-11)		RECEIVING						SCORING	
Date	Opponent	P/S	No.	Yds.	Avg.	LG	TD	2pt.	Pts.
Sept 15	vs. Tennessee								
Sept 20	at Pittsburgh	S	3	66	22.0	45	0	0	0
INACTIVE PLACED ON INJURED RESERVE (KNEE) ON SEP. 21									
Season Totals		1/1	3	66	22.0	45	0	0	0

2021 DENVER (7-10)		RECEIVING						SCORING	
Date	Opponent	P/S	No.	Yds.	Avg.	LG	TD	2pt.	Pts.
Sept 12	at N.Y. Giants*	S	1	14	14.0	14	0	0	0
Sept 19	at Jacksonville*	S	9	159	17.7	55	0	0	0
Sept 26	vs. N.Y. Jets*	S	5	37	7.4	14	0	0	0
Oct 3	vs. Baltimore	S	3	47	15.7	32	0	0	0
Oct 10	at Pittsburgh	S	7	120	17.1	39t	1	0	6
Oct 17	vs. Las Vegas	S	8	94	11.8	18	1	0	6
Oct 21	at Cleveland	S	5	68	13.6	31	0	0	0
Oct 31	vs. Washington*	S	2	40	20.0	31	0	0	0
Nov 7	at Dallas*	S	1	9	9.0	9	0	1	2
Nov 14	vs. Philadelphia	S	2	29	14.5	26	0	0	0
Nov 28	vs. L.A. Chargers*	S	2	17	8.5	12	0	0	0
Dec 5	at Kansas City	S	2	15	7.5	10	0	0	0
Dec 12	vs. Detroit*	P	1	9	9.0	9	0	0	0
Dec 19	vs. Cincinnati	S	2	12	6.0	7	0	0	0
Dec 26	at Las Vegas	S	4	33	8.3	16	0	0	0
Jan 2	at L.A. Chargers	S	3	60	20.0	44	0	0	0
Jan 8	vs. Kansas City	S	1	13	13.0	13	0	0	0
Season Totals		17/16	58	776	13.4	55	2	1	14

2022 DENVER (5-12)		RECEIVING						SCORING	
Date	Opponent	P/S	No.	Yds.	Avg.	LG	TD	2pt.	Pts.
Sept 12	at Seattle	S	4	72	18.0	30	0	0	0
Sept 18	vs. Houston*	S	7	122	17.4	35	0	0	0
Sept 25	vs. San Francisco*	S	8	97	12.1	34	0	0	0
Oct 2	at Las Vegas	S	5	52	10.4	18	1	0	6
Oct 6	vs. Indianapolis	S	5	74	14.8	51	0	0	0
Oct 17	at L.A. Chargers	S	2	14	7.0	9	0	0	0
Oct 23	vs. N.Y. Jets	S	3	23	7.7	11	0	0	0
Oct 30	at Jacksonville*	S	1	13	13.0	13	0	0	0
Nov 13	at Tennessee	S	6	66	11.0	17	0	0	0
Nov 20	vs. Las Vegas	S	5	80	16.0	23	0	0	0
Nov 27	at Carolina	S	6	75	12.5	22	0	0	0
Dec 4	at Baltimore	S	0	—	—	—	0	0	0
Dec 11	vs. Kansas City								
Dec 18	vs. Arizona*								
Dec 25	at L.A. Rams	S	5	64	12.8	20	0	0	0
Jan 1	at Kansas City	S	4	44	11.0	18	0	0	0
Jan 8	vs. L.A. Chargers*	S	3	33	11.0	20t	1	0	6
Season Totals		15/15	64	829	13.0	51	2	0	12



ADAM TRAUTMAN

82

TIGHT END

6-5 • 253 • 4TH YR. • DAYTON

BORN: Feb. 5, 1997, in Williamsburg, Mich.

HIGH SCHOOL: Elk Rapids (Mich.) High School

ACQUIRED: Draft #3 (105th overall), 2020

NFL YEAR: 4th • **YEAR WITH BRONCOS:** 1st

NFL GAMES PLAYED/STARTED: 43/28 • **POSTSEASON GP/GS:** 2/0



TRAUTMAN AT A GLANCE:

- A fourth-year tight end who has appeared in 43 regular-season games (28 starts) and two postseason games with New Orleans from 2020-22, totaling 641 yards on 60 receptions with four touchdowns in the regular season.
- His 10.7 receiving average ranked fifth among qualifying NFC tight ends from 2020-22.
- Appeared in 15 games for the Saints (12 starts) in 2022, totaling 207 yards and one touchdown on 18 receptions (11.5 avg.).
- Started 10-of-13 games played in 2021, totaling career highs in receptions (27), receiving yards (263) and receiving touchdowns (2).

- Played in 15 games (6 starts) during his rookie year in 2020, totaling 15 catches for 171 yards (11.4 avg.) with one touchdown and one special-teams tackle.
- Enrolled at Dayton as a quarterback, but soon switched to tight end, where he totaled 178 receptions for 2,295 yards (12.9 avg.) with 31 touchdowns in 44 games (40 starts).
- Was named a team captain and first-team All-PFL, PFL Offensive Player of the Year and first-team All-American as a senior after leading the Flyers with 916 receiving yards on 70 catches (13.1 avg.) with a career-high 14 scores.
- His 70 receptions in a season broke an all-time school record and his 916 yards ranked second among tight ends in a single season at Dayton.
- Attended Elk Rapids (Mich.) High School, where he was named team captain twice, first-team All-Conference twice, All-County twice, All-Region once and Conference Player of the Year once.
- Selected by the Saints in the third round (105th overall) of the 2020 NFL Draft.
- Traded to Denver along with a seventh-round 2023 NFL Draft choice from New Orleans in exchange for a sixth-round 2023 NFL Draft pick on April 29, 2023.

CAREER TRANSACTIONS: Signed by New Orleans as a draft choice 7/27/20; Traded to Denver 4/29/23.



2022: Trautman appeared in 15 games for the Saints (12 starts), totaling 207 yards and one touchdown on 18 receptions (11.5 avg.)... Also appeared in 76 special-teams snaps, recovering one fumble... Made three catches for 37 yards (12.3 avg.) vs. Min. (10/2)... Posted his first receiving score of the season along with 32 yards on two receptions (16.0 avg.) vs. Sea. (10/9)... Recovered a special-teams fumble vs. Cin. (10/16)... Made three catches for 12 yards (4.0 avg.) vs. LAR (11/20)... Caught two passes for 28 yards (14.0 avg.) at T.B. (12/5).

2021: Trautman started 10-of-13 games played for New Orleans, totaling career highs in receptions (27), receiving yards (263) and receiving touchdowns (2)... Produced three receptions for 18 yards (6.0 avg.) vs. G.B. (9/12)... Made two catches for 43 yards (21.5 avg.), including a season-high 32-yard catch, at Was. (10/10)... Recorded 36 yards on three catches (12.0 avg.) at Sea. (10/25)... Registered 47 yards on four receptions (11.8 avg.) vs. Atl. (11/7)... Nabbed a career-high five receptions for 32 yards (6.4 avg.) at Ten. (11/14)... Tied his career high of five catches and also set a career high with 58 receiving yards along with his first touchdown of the season at Phi. (11/21)... Caught an 18-yard pass for a touchdown in the final week of the season at Atl. (1/9).

2020: Trautman played in 15 games (6 starts) after being drafted in the third round (105th overall) of the 2020 NFL Draft by the Saints... Totaled 15 catches for 171 yards (11.4 avg.) with one touchdown and one special-teams tackle on 154 special-teams snaps... Made his NFL debut vs. T.B. (9/13)... Caught his first career pass for 17 yards at L.V. (9/21)... Started his first career game at Det. (10/4)... Caught three passes for 39 yards (13.0 avg.), including his first career NFL touchdown, and made his first special-teams tackle at T.B. (11/8)... Made two catches for 45 yards (22.5 avg.) vs. Min. (12/25)... Appeared in his first postseason game vs. Chi. (1/10), catching one pass for four yards (4.0 avg.)... Also played in the Saints' NFC Divisional Game vs. T.B. (1/17).

COLLEGE: Trautman first enrolled at Dayton as a quarterback, but switched to tight end in 2016 and developed into one of the top offensive players in NCAA FCS... Appeared in 44 games, totaling 178 receptions for 2,295 yards (12.9 avg.) with 31 touchdowns... Was named a team captain and first-team All-PFL, PFL Offensive Player of the Year and first-team All-American as a senior after leading the team with 916 yards on 70 catches (13.1 avg.) with a career-high 14 scores... His 70 receptions in a season broke an all-time school record and his 916 yards ranked second among tight ends in a single season... Was named second-team All-PFL after starting all 11 games played, totaling 604 yards and nine touchdowns on 41 catches (14.7 avg.) as a junior in 2018... Led the team with 537 total yards in 11 games along with five receiving scores and was named second-team All-PFL during his sophomore year.

PERSONAL: Trautman attended Elk Rapids (Mich.) High School, where he was named team captain twice, first-team All-Conference twice, All-County twice, All-Region once and Conference Player of the Year... Holds single-season and career records for passing yards as well as single-season all-purpose yards and touchdown records... Also competed on the basketball team, where he served as team captain and was first-team All-Conference and All-County... Adam Trautman was born on Feb. 5, 1997, in Williamsburg, Mich.

TRAUTMAN'S REGULAR SEASON RECORD

Year	Club	G	S	No.	RECEIVING				No.	RUSHING				SCORING					
					Yds.	Avg.	LG	TD		Yds.	Avg.	LG	TD	TD	TDr	TDre	2pt	Pts.	
2020	New Orleans	15	6	15	171	11.4	41	1	0	0	—	—	0	1	0	1	0	0	6
2021	New Orleans	13	10	27	263	9.7	32	2	0	0	—	—	0	2	0	2	0	0	12
2022	New Orleans	15	12	18	207	11.5	22†	1	0	0	—	—	0	1	0	1	0	0	6
CAREER TOTALS		43	28	60	641	10.7	41	4	0	0	—	—	0	4	0	4	0	0	24

ADDITIONAL STATISTICS: Special-teams tackles — 2020 (1), TOTAL (1). Special-teams fumble recoveries — 2022 (1), TOTAL (1).

TRAUTMAN'S POSTSEASON RECORD

Year	Club	G	S	No.	RECEIVING				No.	RUSHING				SCORING					
					Yds.	Avg.	LG	TD		Yds.	Avg.	LG	TD	TD	TDr	TDre	TDr	2pt	Pts.
2020	New Orleans	2	0	1	4	4.0	4	0	0	0	—	—	0	0	0	0	0	0	0
CAREER TOTALS		2	0	1	4	4.0	4	0	0	0	—	—	0	0	0	0	0	0	0

TRAUTMAN'S SINGLE GAME HIGHS

(Postseason in parentheses)

Receptions — 5, twice, last: at Philadelphia, 11/21/21 (1, vs. Chicago, 1/10/21). **Receiving yards** — 58, at Philadelphia, 11/21/21 (4, vs. Chicago, 1/10/21). **Longest reception** — 41, vs. Minnesota, 12/25/20 (4, vs. Chicago, 1/10/21). **Receiving touchdowns** — 1, 4x, last: vs. Seattle, 10/9/22 (none).

ADAM TRAUTMAN'S CAREER GAME-BY-GAME

(Victories asterisked)

2020 NEW ORLEANS (12-4)			RECEIVING					SCORING	
Date	Opponent	P/S	No.	Yds.	Avg.	LG	TD	2pt.	Pts.
Sept 13	vs. Tampa Bay*	P	0	0	—	—	0	0	0
Sept 21	at Las Vegas	P	1	17	17.0	17	0	0	0
Sept 27	vs. Green Bay	P	2	17	8.5	10	0	0	0
Oct 4	at Detroit*	S	0	0	—	—	0	0	0
Oct 12	vs. L.A. Chargers*		INACTIVE						
Oct 25	vs. Carolina*	P	0	0	—	—	0	0	0
Nov 1	at Chicago*	P	0	0	—	—	0	0	0
Nov 8	at Tampa Bay*	P	3	39	13.0	29	1	0	6
Nov 15	vs. San Francisco*	P	0	0	—	—	0	0	0
Nov 22	vs. Atlanta*	S	1	19	19.0	19	0	0	0
Nov 29	at Denver*	S	1	8	8.0	8	0	0	0
Dec 6	at Atlanta*	S	3	9	3.0	5	0	0	0
Dec 13	at Philadelphia	P	1	12	12.0	12	0	0	0
Dec 20	vs. Kansas City	P	0	0	—	—	0	0	0
Dec 25	vs. Minnesota*	S	2	45	22.5	41	0	0	0
Jan 3	at Carolina*	S	1	5	5.0	5	0	0	0
Season Totals		15/6	15	171	11.4	41	1	0	6
Jan 10	vs. Chicago*§	P	1	4	4.0	4	0	0	0
Jan 17	vs. Tampa Bay†	P	0	0	—	—	0	0	0

Postseason Totals		2/0	1	4	4.0	4	0	0	0
§NFC Wild Card Game; †NFC Divisional Playoff Game									

2021 NEW ORLEANS (9-8)			RECEIVING					SCORING	
Date	Opponent	P/S	No.	Yds.	Avg.	LG	TD	2pt.	Pts.
Sept 12	vs. Green Bay*	S	3	18	6.0	8	0	0	0
Sept 19	at Carolina	P	0	0	—	—	0	0	0
Sept 26	at New England*	P	0	0	—	—	0	0	0
Oct 3	vs. N.Y. Giants	S	1	3	3.0	3	0	0	0
Oct 10	at Washington*	S	2	43	21.5	32	0	0	0
Oct 25	at Seattle*	S	3	36	12.0	15	0	0	0
Oct 31	vs. Tampa Bay*	S	2	4	2.0	5	0	0	0
Nov 7	vs. Atlanta	S	4	47	11.8	25	0	0	0
Nov 14	at Tennessee	S	5	32	6.4	8	0	0	0
Nov 21	at Philadelphia	S	5	58	11.6	19	1	0	6
Nov 25	vs. Buffalo		INJURED RESERVE						
Dec 2	vs. Dallas		INJURED RESERVE						
Dec 12	at N.Y. Jets*		INJURED RESERVE						
Dec 19	at Tampa Bay*	P	1	4	4.0	4	0	0	0
Dec 27	vs. Miami		RESERVE/COVID-19						
Jan 2	vs. Carolina*	S	0	0	—	—	0	0	0
Jan 9	at Atlanta*	S	1	18	18.0	18	1	0	6
Season Totals		13/10	27	263	9.7	32	2	0	12

2022 NEW ORLEANS (7-10)			RECEIVING					SCORING	
Date	Opponent	P/S	No.	Yds.	Avg.	LG	TD	2pt.	Pts.
Sept 11	at Atlanta*	S	0	0	—	—	0	0	0
Sept 18	vs. Tampa Bay	S	0	0	—	—	0	0	0
Sept 25	at Carolina	S	1	9	9.0	9	0	0	0
Oct 2	vs. Minnesota	S	3	37	12.3	14	0	0	0
Oct 9	vs. Seattle*	S	2	32	16.0	22t	1	0	6
Oct 16	vs. Cincinnati	S	1	8	8.0	8	0	0	0
Oct 20	at Arizona		INACTIVE						
Oct 30	vs. Las Vegas*		INACTIVE						
Nov 7	vs. Baltimore	P	1	8	8.0	8	0	0	0
Nov 13	at Pittsburgh	S	2	22	11.0	18	0	0	0
Nov 20	vs. L.A. Rams*	S	3	12	4.0	7	0	0	0
Nov 27	at San Francisco	P	1	17	17.0	17	0	0	0
Dec 5	at Tampa Bay	S	2	28	14.0	20	0	0	0
Dec 18	vs. Atlanta*	P	0	0	—	—	0	0	0
Dec 24	at Cleveland*	S	0	0	—	—	0	0	0
Jan 1	at Philadelphia*	S	1	16	16.0	16	0	0	0
Jan 8	vs. Carolina	S	1	18	18.0	18	0	0	0
Season Totals		15/12	18	207	11.5	22t	1	0	6



DELARRIN TURNER-YELL 32

SAFETY



5-11 • 200 • 2ND YR. • OKLAHOMA
BORN: Dec. 16, 1999, in Hempstead, Texas
HIGH SCHOOL: Hempstead (Texas) High School
ACQUIRED: Draft #5 (152nd overall), 2022
NFL YEAR: 2nd • **YEAR WITH BRONCOS:** 2nd
NFL GAMES PLAYED/STARTED: 14/0

TURNER-YELL AT A GLANCE:

- A second-year safety who has appeared in 14 games during his rookie season with the Broncos in 2022, posting eight special-teams stops and two fumble recoveries.
- Started 31-of-40 games played at the University of Oklahoma from 2018-21.
- Totaled 191 tackles (134 solo), 0.5 sacks (4 yds.), four interceptions (42 yds.), six pass breakups and one forced fumble during his four collegiate seasons.
- Earned second-team All-Big 12 honors in 2021 after starting all 10 games played and totaling 52 tackles (35 solo), three interceptions and one pass breakup.
- Started 8-of-10 games played in 2020, recording 52 tackles (32 solo), 0.5 sacks (4 yds.), one interception (42 yds.) and one pass breakup.
- Opened all 13 games played in 2019, posting 75 tackles (60 solo), three pass breakups and one forced fumble.
- Appeared in seven games as a true freshman in 2018, nabbing 12 tackles (7 solo) and one pass breakup.
- Prepped at Hempstead (Texas) High School, where he was named the District 12-3A Defensive MVP as a junior.
- Selected by the Broncos in the fifth round (152nd overall) of the 2022 NFL Draft.

CAREER TRANSACTIONS: Signed by Denver as a draft choice 5/12/22.



2022: Turner-Yell appeared in 14 games during his rookie season after he was selected by the Broncos in the fifth round (152nd overall) of the 2022 NFL Draft, posting eight special-teams stops and two fumble recoveries... Made two special-teams tackles vs. L.V. (11/20)... Recovered a muffed punt, helping set up a field goal at Car. (11/27)... Recovered his second special-teams fumble vs. LAC (1/8).

COLLEGE: Turner-Yell started 31-of-40 games played at the University of Oklahoma (2018-21), totaling 191 tackles (134 solo), 0.5 sacks (4 yds.), four interceptions (42 yds.), six pass breakups and one forced fumble... Started all 10 games played during his final collegiate campaign and earned second-team All-Big 12 honors after tallying 52 tackles (35 solo), three interceptions and one pass breakup... Totaled a career-high 11 tackles (9 solo) vs. Iowa State (11/20)... Tallied five tackles (4 solo) in Oklahoma's 47-32 victory over Oregon in the Valero Alamo Bowl (12/29)... Appeared in 10 games (8 starts) in 2020, registering 52 tackles (32 solo), 0.5 sacks (4 yds.), one interception (42 yds.) and one pass breakup... Started all 13 games played, collecting 75 tackles (60 solo), three pass breakups and one forced fumble.

PERSONAL: Turner-Yell attended Hempstead (Texas) High School, where he was rated as a three-star recruit by multiple publications/outlets... Named District 12-3A Defensive MVP as a junior... Majored in human relations at the University of Oklahoma... Delarrin (pronounced: DUH-lare-EE-in) Turner-Yell was born on Dec. 16, 1999, in Hempstead, Texas.

TURNER-YELL'S REGULAR SEASON RECORD

Year	Club	G	S	UT	A	TT	S-Yds.	I-Yds.	PD	FF	FR	TD-Int.	TD-FR	S	Pts.
2022	Denver	14	0	0	0	0	0-0	0-0	0	0	2	0	0	0	0
CAREER TOTALS		14	0	0	0	0	0-0	0-0	0	0	2	0	0	0	0

ADDITIONAL STATISTICS: Special-teams tackles — 2022 (8), TOTAL (8).

DID YOU KNOW?

In 2018, Broncos Owner Pat Bowlen earned his 350th overall win in Week 2 against Oakland to become the fastest owner (581 games) in professional football history to reach 350 wins.

DELARRIN TURNER-YELL'S CAREER GAME-BY-GAME

(Victories asterisked)

2022 DENVER (5-12)		TACKLES									
Date	Opponent	P/S	UT	A	TT	S-Yds.	I-Yds.	PD	FF	FR	
Sept 12	at Seattle					INACTIVE					
Sept 18	vs. Houston*	P	0	0	0	0-0	0-0	0	0	0	
Sept 25	vs. San Francisco*					INACTIVE					
Oct 2	at Las Vegas	P	0	0	0	0-0	0-0	0	0	0	
Oct 6	vs. Indianapolis	P	0	0	0	0-0	0-0	0	0	0	
Oct 17	at L.A. Chargers					INACTIVE					
Oct 23	vs. N.Y. Jets	P	0	0	0	0-0	0-0	0	0	0	
Oct 30	at Jacksonville*	P	0	0	0	0-0	0-0	0	0	0	
Nov 13	at Tennessee	P	0	0	0	0-0	0-0	0	0	0	
Nov 20	vs. Las Vegas	P	0	0	0	0-0	0-0	0	0	0	
Nov 27	at Carolina	P	0	0	0	0-0	0-0	0	0	1	
Dec 4	at Baltimore	P	0	0	0	0-0	0-0	0	0	0	
Dec 11	vs. Kansas City	P	0	0	0	0-0	0-0	0	0	0	
Dec 18	vs. Arizona*	P	0	0	0	0-0	0-0	0	0	0	
Dec 25	at L.A. Rams	P	0	0	0	0-0	0-0	0	0	0	
Jan 1	at Kansas City	P	0	0	0	0-0	0-0	0	0	0	
Jan 8	vs. L.A. Chargers*	P	0	0	0	0-0	0-0	0	0	1	
Season Totals			14/0	0	0	0	0-0	0-0	0	0	2



EYIOMA UWAZURIKE

96

DEFENSIVE LINEMAN

6-6 • 320 • 2ND YR. • IOWA STATE

BORN: May 6, 1998, in Detroit

HIGH SCHOOL: Southfield-Lathrup High School, Lathrup Village, Mich.

ACQUIRED: Draft #4 (116th overall), 2022

NFL YEAR: 2nd • **YEAR WITH BRONCOS:** 2nd

NFL GAMES PLAYED/STARTED: 8/0



UWAZURIKE AT A GLANCE:

- A second-year defensive lineman who has appeared in eight games with the Broncos (2022), tallying 17 tackles (11 solo), one pass defended and a blocked field goal attempt.
- Recorded 144 tackles (70 solo), 15 sacks (104 yds.), three passes defended, two fumble recoveries and two blocked kicks during his five collegiate seasons (2017-21) at Iowa State University.
- Earned first-team All-Big 12 (2021), second-team Academic All-Big 12 (2021) and honorable mention All-Big 12 (2019-20) accolades during his collegiate career.
- Started all 13 games played in 2021, posting 42 tackles (16 solo), nine sacks (74 yds.), one pass defended and one blocked kick.
- Tallied 27 tackles (16 solo), three sacks (18 yds.), one pass defended and one blocked kick while starting all 12 games played in 2020.
- Opened all 13 games played in 2019, recording 32 tackles (19 solo), 1.5 sacks (8 yds.), one pass defended and two fumble recoveries (1 TD).
- Started 8-of-9 games played in 2018, collecting 27 tackles (12 solo) and one sack (1 yd.).
- Appeared in 13 games during his redshirt freshman season in 2017, totaling 16 tackles (7 solo) and one half sack (3 yds.).
- Prepped at Southfield-Lathrup High School in Lathrup Village, Mich., where he was a two-time team defensive MVP, a *Detroit Free Press* first-team All-North honoree and an Oakland Athletic Association All-Association selection during his tenure.
- Selected by the Broncos in the fourth round (116th overall) of the 2022 NFL Draft.

CAREER TRANSACTIONS: Signed by Denver as a draft choice 6/23/22.



2022: Uwazurike appeared in eight games after being selected by the Broncos in the fourth round (116th overall) of the 2022 NFL Draft, tallying 17 tackles (11 solo), one pass defended and a blocked field goal attempt... Made his first NFL tackles after posting 3 assisted tackles at L.V. (10/2)... Tallied a career-high five tackles (4 solo) at Car. (11/27)... Recorded his first pass defended along with two tackles (1 solo) vs. Ari. (12/18)... Blocked a field goal attempt by Chiefs K Harrison Butker at the end of the first half at K.C. (1/1)... Made four tackles (3 solo) vs. LAC (1/8).

COLLEGE: Uwazurike recorded 144 tackles (70 solo), 15 sacks (104 yds.), three passes defended, two fumble recoveries and two blocked kicks during his five collegiate seasons (2017-21) at Iowa State University...

Started all 13 games played during his final collegiate season at Iowa State University, earning first-team All-Big 12 accolades after posting 42 tackles (16 solo), nine sacks (74 yds.), one pass defended and one blocked kick... Ranked fourth in the Big 12 and 30th nationally in sacks (9)... Was an honorable mention All-Big 12 selection for the second consecutive season after starting all 12 games played in 2020, totaling 27 tackles (16 solo), three sacks (18 yds.), one pass defended and one blocked kick... Started all 13 games played in 2019, nabbing 32 tackles (19 solo), 1.5 sacks (8 yds.), one pass defended and two fumble recoveries... Named honorable mention All-Big 12 following the season... Led the team and ranked fifth in the Big 12 in fumble recoveries (2).

PERSONAL: Uwazurike attended Southfield-Lathrup High School in Lathrup Village, Mich., where he was named a *Detroit Free Press* first-team All-North honoree and an Oakland Athletic Association All-Association selection in 2015... Was a two-time team defensive MVP... Tallied 50 tackles, 12 TFL and six sacks as a senior... Majored in communication studies at Iowa State... Eyioma Uwazurike (pronounced: en-YO-mah oo-WAZ-zur-EE-kay) was born on May 6, 1998, in Detroit.

UWAZURIKE'S REGULAR SEASON RECORD

Year	Club	G	S	UT	A	TT	S-Yds.	I-Yds.	PD	FF	FR	TD-Int.	TD-FR	S	Pts.
2022	Denver	8	0	11	6	17	0-0	0-0	1	0	0	0	0	0	0
CAREER TOTALS		8	0	11	6	17	0-0	0-0	1	0	0	0	0	0	0

ADDITIONAL STATISTICS: Blocked a field goal at K.C. (1/1/23).

EYIOMA UWAZURIKE'S CAREER GAME-BY-GAME

(Victories asterisked)

2022 DENVER (5-12)		TACKLES									
Date	Opponent	P/S	UT	A	TT	S-Yds.	I-Yds.	PD	FF	FR	
Games 1-4				INACTIVE							
Oct 6	vs. Indianapolis	P	0	3	3	0-0	0-0	0	0	0	
Oct 17	at L.A. Chargers			INACTIVE							
Oct 23	vs. N.Y. Jets	P	0	0	0	0-0	0-0	0	0	0	
Games 8-10				INACTIVE							
Nov 27	at Carolina	P	4	1	5	0-0	0-0	0	0	0	
Dec 4	at Baltimore	P	1	0	1	0-0	0-0	0	0	0	
Dec 11	vs. Kansas City			INACTIVE							
Dec 18	vs. Arizona*	P	1	1	2	0-0	0-0	1	0	0	
Dec 25	at L.A. Rams	P	2	0	2	0-0	0-0	0	0	0	
Jan 1	at Kansas City	P	0	0	0	0-0	0-0	0	0	0	
Jan 8	vs. L.A. Chargers*	P	3	1	4	0-0	0-0	0	0	0	
Season Totals			8/0	11	6	17	0-0	0-0	1	0	0



JALEN VIRGIL

15

WIDE RECEIVER

6-1 • 210 • 2ND YR. • APPALACHIAN STATE

BORN: July 13, 1998, in Lawrenceville, Ga.

HIGH SCHOOL: Mountain View High School, Lawrenceville, Ga.

ACQUIRED: College Free Agent, 2022

NFL YEAR: 2nd • **YEAR WITH BRONCOS:** 2nd

NFL GAMES PLAYED/STARTED: 9/1



VIRGIL AT A GLANCE:

- A second-year wide receiver who has appeared in nine games (1 start) with the Broncos (2022), tallying two catches for 75 yards (37.5 avg.) with one touchdown along with five special-teams stops.
- Became the 26th college free agent in Broncos history to make the active roster out of training camp for Week 1 of the regular season.
- Appeared in 61 career (13 starts) games in five seasons at Appalachian State from 2017-21.
- Recorded 98 receptions for 1,436 yards (14.7 avg.) with 11 touchdowns as well as 37 kickoff returns for 1,142 yards (30.9 avg.) with three scores.
- Named second-team All-Sun Belt Conference as a return specialist in 2021 when he returned 25 kickoffs for 781 yards (31.2 avg.) with two scores.
- Tallied 225 yards with three scores on 22 receptions in 2020 and was named All-Sun Belt Conference third team as a return specialist.
- Prepped at Mountain View High School in Lawrenceville, Ga., where he totaled 41 catches for 614 yards with five touchdowns as a senior.
- Signed by the Broncos as a college free agent in 2022.

CAREER TRANSACTIONS: Signed by Denver as a college free agent 5/13/22.

2022: Virgil appeared in nine games (1 start) with the Broncos after signing with the team as a college free agent, tallying two catches for 75 yards (37.5 avg.) with one touchdown along with five special-teams stops... Became the 26th Broncos college free agent in team history to make the active roster out of training camp for Week 1 of the regular season... Caught one pass in his NFL debut, taking it 66 yards for the touchdown at Ten. (11/13)... His score was the second-longest touchdown from scrimmage by a Bronco in his NFL debut, behind WR Rick Upchurch's 90-yard reception in 1975... Caught another pass for nine yards vs. K.C. (12/11).

COLLEGE: Virgil appeared in 61 career games (13 starts) over five seasons (2017-21) with Appalachian State, recording 98 receptions for 1,436 yards (14.7 avg.) with 11 touchdowns, and added 16 rushes for 55 yards (3.4 avg.) with one score... Also tallied 37 kick returns for 1,142 yards (31.7 avg.) with three touchdowns during his career... Selected to the All-Sun Belt Conference second team as a return specialist and kick returner after appearing in 12 games (1 start) in 2021, collecting 15 catches for 226 yards (15.1 avg.) with one touchdown and 25 kick returns for 781 yards (31.2 avg.) with two scores... Totaled 1,006 all-purpose yards for the season and ranked seventh nationally in kickoff return average (31.2)... Named to the All-Sun Belt Conference third team as a return specialist when he started 6-of-9 games played in 2020, posting 22 receptions for 225 yards (10.2 avg.) with three scores... Recorded 383 yards on 24 catches (16.0 avg.) with four touchdowns in 14 games played (5 starts) in 2019.

PERSONAL: Prepped at Mountain View High School in Lawrenceville, Ga., where he played football and ran track... Totaled 41 catches for 614 yards with five touchdowns as a senior... Jalen Virgil was born on July 13, 1998 in Lawrenceville, Ga.

VIRGIL'S REGULAR SEASON RECORD

Year	Club	RECEIVING						RUSHING						SCORING						
		G	S	No.	Yds.	Avg.	LG	TD	No.	Yds.	Avg.	LG	TD	TD	TDru	TDre	TDrt	2pt	Pts.	
2022	Denver	9	1	2	75	37.5	66t	1	0	0	0	0	0	0	1	0	1	0	0	6
CAREER TOTALS		9	1	2	75	37.5	66t	1	0	0	0	0	0	1	0	1	0	0	6	

ADDITIONAL STATISTICS: Kickoff returns — 2022 (1 for 21, 21.0 avg., 21 LG, 0 TD), TOTAL (1 for 21, 21.0 avg., 21 LG, 0 TD). Special-teams tackles — 2022 (5), TOTAL (5).

JALEN VIRGIL'S CAREER GAME-BY-GAME

(Victories asterisked)

2022 DENVER (5-12)		RECEIVING						SCORING	
Date	Opponent	P/S	No.	Yds.	Avg.	LG	TD	2pt.	Pts.
Games 1-7									
INACTIVE									
DID NOT PLAY									
Oct 30	at Jacksonville*								
Nov 13	at Tennessee	P	1	66	66.0	66t	1	0	6
Nov 20	vs. Las Vegas	P	0	0	—	—	0	0	0
Nov 27	at Carolina	P	0	0	—	—	0	0	0
Dec 4	at Baltimore	P	0	0	—	—	0	0	0
Dec 11	vs. Kansas City	P	1	9	9.0	9	0	0	0
Dec 18	vs. Arizona*	P	0	0	—	—	0	0	0
Dec 25	at L.A. Rams	P	0	0	—	—	0	0	0
Jan 1	at Kansas City	P	0	0	—	—	0	0	0
Jan 8	vs. L.A. Chargers*	P	0	0	—	—	0	0	0
Season Totals		9/1	2	75	37.5	66t	1	0	6



MONTRELL WASHINGTON 12

WIDE RECEIVER

5-10 • 170 • 2ND YR. • SAMFORD

BORN: March 16, 1999, in Canton, Ga.

HIGH SCHOOL: Cherokee High School, Canton, Ga.

ACQUIRED: Draft #5 (162nd overall), 2022

NFL YEAR: 2nd • YEAR WITH BRONCOS: 2nd

NFL GAMES PLAYED/STARTED: 15/1



WASHINGTON AT A GLANCE:

- A second-year wide receiver who appeared in 15 games (1 start) during his rookie campaign with Denver in 2022, tallying four catches for two yards (0.5 avg.) and five rushes for 30 yards (6.0 avg.).
- Notched 32 punt returns for 271 yards (8.5 avg.) and 18 kickoff returns for 340 yards (18.9 avg.) in his rookie season.
- Appeared in 49 career games (30 starts) at Samford University, totaling 148 receptions for 1,883 yards (12.7 avg.) with 17 touchdowns to go along with 101 rushes for 520 yards (5.1 avg.) with eight scores.

- Collected 48 kick returns for 1,075 yards (22.4 avg.) with one touchdown and 47 punt returns for 771 yards (16.4 avg.) with four scores.
- Named a consensus FCS All-American and first-team All-SoCon in 2021 after leading the nation in all-purpose yards per game (176.2) and totaling 18 total touchdowns (9 receiving, 6 rushing, 2 punt return, 1 kick return).
- Started all seven games played in 2020, earned first and second-team All-SoCon honors as a return specialist and wide receiver, respectively, and totaled 27 catches for 406 yards (15.0 avg.) with four touchdowns and 18 punt returns for 200 yards (11.1 avg.) with one score.
- Honored with first-team All-American (return specialist) accolades in 2019, tallying 28 catches for 405 yards (14.5 avg.) with three touchdowns, 32 rushes for 191 yards (6.0 avg.) with two scores and a combined 483 kick and punt return yards with one touchdown.
- Selected by the Broncos in the fifth round (162nd overall) of the 2022 NFL Draft.

CAREER TRANSACTIONS: Signed by Denver as a draft choice 5/12/22.



2022: Washington appeared in 15 games (1 start) during his rookie season after being selected by the Broncos in the fifth round (162nd overall) of the 2022 NFL Draft... Finished the season with four catches for two yards (0.5 avg.) and five rushes for 30 yards (6.0 avg.)... Also posted 32 punt returns for 271 yards (8.5 avg.) and 18 kickoff returns for 340 yards (18.9 avg.)... Made his first career catch of four yards and set a career-high with 66 punt return yards at L.V. (10/2)... Set a career-high 29 yard kickoff return along with a 21-yard punt return vs. K.C. (12/11).

COLLEGE: Washington appeared in 49 career games (30 starts) at Samford University, totaling 148 receptions for 1,883 yards (12.7 avg.) with 17 touchdowns to go along with 101 rushes for 520 yards (5.1 avg.) with eight scores... Also collected 48 kick returns for 1,075 yards (22.4 avg.) with one touchdown and 47 punt returns for 771 yards (16.4 avg.) with four scores... Played in 11 games, earning consensus FCS All-American honors while being named first-team All-SoCon in 2021... Led the nation in all-purpose yards per game (176.2) and ranked second in the nation in punt return average (17.4)... Collected 60 receptions for 813 yards (13.6 avg.) with nine touchdowns and added 19 rushes for 140 yards (7.4 avg.) with six scores... Started all seven games played and earned first and second-team All-SoCon honors as a return specialist and wide receiver, respectively, tallying 406 receiving yards on 27 catches (15.0 avg.) with four touchdowns... Posted 18 punt returns for 200 yards (11.1 avg.) with two scores... Named first-team All-American by STATS and second-team All-SoCon as a return specialist as a sophomore when he nabbed 15 punt returns for 328 yards (21.9 avg.) with one score and had seven kick returns for 155 yards (22.1 avg.)

PERSONAL: Washington prepped at Cherokee High School in Canton, Ga., where he broke the school record for single-season all-purpose yards with 2,265 as a senior... Named first-team All-County, Region and State, and was named the team's MVP and the region's offensive player of the year... Majored in Human Development & Family Science at Samford University... Montrell Washington was born on March 16, 1999, in Canton, Ga.

WASHINGTON'S REGULAR SEASON RECORD

Year	Club	G	S	RECEIVING					RUSHING				SCORING						
				No.	Yds.	Avg.	LG	TD	No.	Yds.	Avg.	LG	TD	TD	TDr	TDru	2pt	Pts.	
2022	Denver	15	1	4	2	0.5	4	0	5	30	6.0	19	0	0	0	0	0	0	0
CAREER TOTALS		15	1	4	2	0.5	4	0	5	30	6.0	19	0	0	0	0	0	0	0

ADDITIONAL STATISTICS: Kickoff returns — 2022 (18 for 340, 18.9 avg., 29 LG, 0 TD), TOTAL (18 for 340, 18.9 avg., 29 LG, 0 TD). Punt returns — 2022 (32 for 271, 8.5 avg., 30 LG, 0 TD), TOTAL (32 for 271, 8.5 avg., 30 LG, 0 TD).

MONTRELL WASHINGTON'S CAREER GAME-BY-GAME

(Victories asterisked)

2022 DENVER (5-12)		RECEIVING							SCORING	
Date	Opponent	P/S	No.	Yds.	Avg.	LG	TD	2pt.	Pts.	
Sept 12	at Seattle	P	0	0	—	—	0	0	0	
Sept 18	vs. Houston*	P	0	0	—	—	0	0	0	
Sept 25	vs. San Francisco*	P	0	0	—	—	0	0	0	
Oct 2	at Las Vegas	P	1	4	4.0	4	0	0	0	
Oct 6	vs. Indianapolis	P	0	0	—	—	0	0	0	
Oct 17	at L.A. Chargers	P	1	0	0.0	0	0	0	0	
Oct 23	vs. N.Y. Jets	P	0	0	—	—	0	0	0	
Oct 30	at Jacksonville*	P	1	1	1.0	1	0	0	0	
Nov 13	at Tennessee	P	0	0	—	—	0	0	0	
Nov 20	vs. Las Vegas	P	0	0	—	—	0	0	0	
Nov 27	at Carolina	S	1	-3	-3.0	-3	0	0	0	
Dec 4	at Baltimore	P	0	0	—	—	0	0	0	
Dec 11	vs. Kansas City	P	0	0	—	—	0	0	0	
Dec 18	vs. Arizona*	P	0	0	—	—	0	0	0	
Dec 25	at L.A. Rams	P	0	0	—	—	0	0	0	
Jan 1	at Kansas City									
Jan 8	vs. L.A. Chargers*									
Season Totals			15/1	4	2	0.5	4	0	0	



LUKE WATTENBERG

60

CENTER



6-5 • 300 • 2ND YR. • WASHINGTON

BORN: Sept. 10, 1997, in Trabuco Canyon, Calif.

HIGH SCHOOL: JSerra Catholic High School, San Juan Capistrano, Calif.

ACQUIRED: Draft #5 (171st overall), 2022

NFL YEAR: 2nd • **YEAR WITH BRONCOS:** 2nd

NFL GAMES PLAYED/STARTED: 7/1

WATTENBERG AT A GLANCE:

- A second-year center who appeared in seven games (1 start at LG) in his rookie season with Denver (2022).
- Started 48-of-54 games played at the University of Washington from 2017-21.
- Named All-Pac-12 honorable mention in 2021 after starting all 12 games played at center.
- Earned All-Pac-12 honorable mention recognition after starting at center in all four games played in 2020.
- Opened all 13 games played at left guard in 2019, helping Washington post a Top-5 Pac-12 ranking in points per game (32.0).
- Started all 14 games played in 2018, opening each contest at left guard.
- Appeared in 11 games (5 starts) as a redshirt freshman in 2017, earning Academic All-Pac-12 second team honors.
- Prepped at JSerra Catholic High School in San Juan Capistrano, Calif., where he was named the *Los Angeles Times* All-Area first team, *Orange County Register* All-County first team and Trinity League Co-Lineman of the Year in 2015.
- Selected by the Broncos in the fifth round (171st overall) of the 2022 NFL Draft.

CAREER TRANSACTIONS: Signed by Denver as a draft choice 5/11/22.



2022: Wattenberg appeared in seven games (1 start at LG) during his rookie season after being selected by the Broncos in the fifth round (171st overall) of the 2022 NFL Draft... Made his first career appearance at Sea. (9/12)... Made his first NFL start at LG vs. K.C. (12/11).

COLLEGE: Wattenberg started 48-of-54 games played at the University of Washington (2017-21)... Started all 12 games played at center in 2021, earning All-Pac-12 honorable mention accolades... Named All-Pac-12 honorable mention after starting at center in all four games played in 2020... In 2019, opened all 13 games played at left guard... Started all 14 games played at left guard in 2018.

PERSONAL: Wattenberg prepped at JSerra Catholic High School in San Juan Capistrano, Calif., where he was named to the *Los Angeles Times* All-Area first team and the *Orange County Register* All-County first team in 2015... Selected as Trinity League Co-Lineman of the Year in 2015... Majored in civil engineering at the University of Washington... Luke Wattenberg was born on Sept. 10, 1997, in Trabuco Canyon, Calif.

WATTENBERG'S REGULAR SEASON RECORD

Year	Club	G	S
2022	Denver	7	1
CAREER TOTALS		7	1

DID YOU KNOW?

The Broncos in 2005 became the first team in NFL history to have two 100-yard rushers and a 300-yard passer in the same game. In Denver's contest against Philadelphia on Oct. 30, 2005, Mike Anderson (126 yds.) and Tatum Bell (107 yds.) each had at least 100 rushing yards while Jake Plummer (309 yds.) cleared the 300-yard passing mark in Denver's 49-21 victory.

**RAY WILBORN****43****LINEBACKER****6-3 • 230 • 2ND YR. • BALL STATE****BORN:** April 1, 1997, in Chicago, Ill.**HIGH SCHOOL:** J.W. Sexton High School, Lansing, Mich.**ACQUIRED:** Free Agent, 2022**NFL YEAR:** 2nd • **YEAR WITH BRONCOS:** 2nd**NFL GAMES PLAYED/STARTED:** 2/0**WILBORN AT A GLANCE:**

- A second-year linebacker from Ball State who appeared in two games for the Broncos (2022), totaling 31 special-teams snaps.
- Spent time competing on practice squads with Pittsburgh (2020) and Green Bay (2020-22) and also appeared with Atlanta during training camp (2020).
- Played two seasons at Ball State (2018-19) after attending Garden City (Kan.) Community College (2016-17).
- Started all 24 games he played in for Ball State, totaling 166 tackles (93 solo), three sacks (15 yds.), 12.5 tackles for a loss, four interceptions (52 yds.), 12 passes defended and two fumble recoveries.
- Moved from linebacker to safety before his senior season in 2019 at Ball State, starting all 12 games there and totaling 83 tackles (46 solo), two interceptions (4 yds.) and six passes defended.
- Led Ball State in tackles (83) and tackles for loss (10.5) in 2018 while also tallying two picks (48 yds.) and six passes defended in 12 starts.
- Signed by the Falcons as a college free agent on April 27, 2020.
- Acquired by the Broncos on Nov. 22, 2022 as a free agent.

CAREER TRANSACTIONS: Signed by Atlanta as a college free agent 4/27/20; Waived by Atlanta 9/5/20; Signed by Pittsburgh (practice squad) 10/23/20; Released by Pittsburgh 11/17/20; Signed by Green Bay to reserve/future contract 1/8/21; Waived by Green Bay 8/31/21; Signed by Green Bay (practice squad) 9/1/21; Signed by Green Bay to reserve/future contract 1/25/22; Waived by Green Bay 8/30/22; Signed by Green Bay (practice squad) 8/31/22; Released by Green Bay 10/18/22; Signed by Denver (practice squad) 11/22/22; Signed by Denver to reserve/future contract 1/9/23.



2022: Wilborn spent time competing on Green Bay and Denver's practice squads and was elevated by the Broncos during the final two weeks of the season... Totaled 31 special-teams snaps with Denver... Competed on the Packers' practice squad for the first six games of the season... Signed to Denver's practice squad before their Week 12 matchup at Car. (11/27)... Was elevated and made his NFL debut at K.C. (1/1)... Also made an appearance vs. LAC (1/8).

2021: Wilborn competed on Green Bay's practice squad the entire season.

2020: Wilborn was signed by Atlanta as a college free agent and competed with the team in training camp before being waived... Also spent time on Pittsburgh's practice squad from Weeks 7-10.

COLLEGE: Wilborn played two seasons at Ball State (2018-19) after attending Garden City (Kan.) Community College (2016-17)... Started all 24 games he played in for Ball State, totaling 166 tackles (93 solo), three sacks (15 yds.), 12.5 tackles for a loss, four interceptions (52 yds.), 12 passes defended and two fumble recoveries... Moved from linebacker to safety before his senior season in 2019, starting all 12 games there and totaling 83 tackles (46 solo), two interceptions (4 yds.) and six passes defended... Led the team in tackles (83) and tackles for loss (10.5) in 2018 while also tallying two picks (48 yds.) and six passes defended in 12 starts... Appeared in 23 games at Garden City, recording 120 tackles (75 solo), 8.5 sacks, 22.5 tackles for a loss, seven passes defended, two forced fumbles and two fumble recoveries.

PERSONAL: Wilborn attended J.W. Sexton High School in Lansing, Mich., where he was a two-time all-state honoree at outside linebacker and wide receiver... Tallied eight sacks on defense and 970 receiving yards with 14 touchdowns during his senior season in 2015... Helped the Big Reds reach the state finals as a senior... Set a school single-season record with 18 sacks in 2014... Also lettered in track and basketball... His cousin, Reuben Droughns, played running back at Oregon from 1998-99 and played in 114 career games in the NFL for Detroit (2001), Denver (2002-04), Cleveland (2005-06) and the N.Y. Giants (2007-08)... Ray Wilborn was born on April 1, 1997, in Chicago, Ill.

WILBORN'S REGULAR SEASON RECORD

Year	Club	G	S	UT	A	TT	S-Yds.	I-Yds.	PD	FF	FR	TD-Int.	TD-FR	S	Pts.
2022	Denver	2	0	0	0	0	0-0	0-0	0	0	0	0	0	0	0
CAREER TOTALS		2	0	0	0	0	0-0	0-0	0	0	0	0	0	0	0

RAY WILBORN'S CAREER GAME-BY-GAME

(Victories asterisked)

2022 G.B. (8-9) / DEN. (5-12)		TACKLES													
Date	Opponent	P/S	UT	A	TT	S-Yds.	I-Yds.	PD	FF	FR					
Games 1-6	RELEASED BY GREEN BAY ON OCT. 18 / SIGNED BY DENVER (PRACTICE SQUAD) ON NOV. 22														
Games 11-15	BRONCOS PRACTICE SQUAD														
Jan 1	at Kansas City	P	0	0	0	0-0	0-0	0	0	0					
Jan 8	vs. L.A. Chargers*	P	0	0	0	0-0	0-0	0	0	0					
Season Totals		2/0	0	0	0	0-0	0-0	0	0	0					



JAVONTE WILLIAMS

33

RUNNING BACK

5-10 • 220 • 3RD YR. • NORTH CAROLINA

BORN: April 25, 2000, in Wallace, N.C.

HIGH SCHOOL: Wallace-Rose Hill High School, Teachey, N.C.

ACQUIRED: Draft #2 (35th overall), 2021

NFL YEAR: 3rd • **YEAR WITH BRONCOS:** 3rd

NFL GAMES PLAYED/STARTED: 21/5



WILLIAMS AT A GLANCE:

- A third-year running back from the University of North Carolina who has appeared in 21 games (5 starts), recording 250 rushes for 1,107 yards (4.4 avg.) with four touchdowns to go along with 59 receptions for 392 yards (6.6 avg.) with three scores.
- Played in the first four games of 2022 before being placed on injured reserve (knee) on Oct. 4, totaling 204 rushing yards on 47 attempts (4.3 avg.) and 16 catches for 76 yards (4.8 avg.).
- Concluded the 2021 season ranked among the league's rookie leaders in yards per attempt (4.45-3rd, min. 75 att.), attempts (203-3rd), rushing yards (903-3rd) and rushing TDs (4-T-6th.)
- Tallied 1,219 scrimmage yards in 2021, which marked the seventh-highest total for a Broncos' rookie in team annals.
- Appeared in 35 games (2 starts) during his three seasons at North Carolina (2018-20), rushing 366 times for 2,297 yards (6.3 avg.) with 29 touchdowns in addition to catching 50 passes for 539 yards (10.8 avg.) with four scores.
- Voted as the team's offensive MVP and was named a Maxwell Award (National Player of the Year) and Doak Walker Award (nation's top RB) semifinalist after rushing 157 times for 1,140 yards (7.3 avg.) with 19 scores as a senior.
- Garnered Associated Press All-America second team honors while being chosen to the All-ACC second team in 2020.
- Set the single-season program record with 132 points and 22 total touchdowns (fourth most in the country) in 2020 and tied former Tar Heel RB Don McCauley (1970) for the most rushing scores in a single season (19).
- Accumulated 2,271 rushing yards with 27 touchdowns and 13 receptions for 363 yards and five scores during his senior season at Wallace-Rose Hill High School in Teachey, N.C.
- Selected by the Broncos in the second round (35th overall) of the 2021 NFL Draft.

CAREER TRANSACTIONS: Signed by Denver as a draft pick 7/24/21.



2022: Williams played in the first four games of the year before being placed on injured reserve (knee) on Oct. 4, totaling 204 rushing yards on 47 attempts (4.3 avg.) and 16 catches for 76 yards (4.8 avg.)... Tallied 108 yards from scrimmage (43 rush, 65 receiving) in the season opener at Sea. (9/12), marking his fourth game with at least 100 scrimmage yards in his first 18 career games... Posted a season-high 75 yards rushing on 15 carries vs. Hou. (9/18).

WILLIAMS AMONG TEAM & LEAGUE ROOKIE LEADERS

MOST RUSHING YARDS BY NFL ROOKIES, 2021

Rk.	Player	Tm.	Drft. Rd.	Yds.	G/GS	Att.	Y/A	TD
1.	Najee Harris	Pit.	1	1,200	17/17	307	3.9	7
2.	Elijah Mitchell	S.F.	6	963	11/10	207	4.7	5
3.	Javonte Williams	Den.	2	903	17/1	203	4.5	4
4.	Michael Carter	NYJ	4	639	14/11	147	4.4	4
5.	Chuba Hubbard	Car.	4	612	17/10	172	3.6	5

MOST SCRIMMAGE YARDS BY A BRONCOS ROOKIE

	Player	Pos.	Year	Yards
1.	Clinton Portis	RB	2002	1,872
2.	Mike Anderson	RB	2000	1,656
3.	Terrell Davis	RB	1995	1,484
4.	Olandis Gary	RB	1999	1,318
5.	Bobby Humphrey	RB	1989	1,307
6.	Phillip Lindsay	RB	2018	1,278
7.	Javonte Williams	RB	2021	1,219

2021: Williams, who was selected by the Broncos is the second round (35th overall) of the 2021 NFL Draft, appeared in all 17 games (1 start)... Totaled 203 carries for 903 yards (4.4 avg.) with four touchdowns and added 43 receptions for 316 yards (7.3 avg.) with three scores... Concluded the season ranked among the league's rookie leaders in yards per attempt, attempts, rushing yards and rushing touchdowns... Tallied 1,219 scrimmage yards, which marked the seventh-highest total for a Broncos' rookie in team annals... Made his NFL debut, posting 14 rushes for 45 yards (3.2 avg.) at NYG (9/12)... Totaled 64 yards on 13 rushes (4.9 avg.) at Jac. (9/19)... Recorded first career rushing touchdown on a one-yard rush and added three receptions for 33 yards (11.0 avg.) vs. NYJ (9/26)... Became the first Broncos rookie to rush for a touchdown since former Broncos RB Phillip Lindsay at S.F. (12/8/18)... Collected seven rushes for 48 yards (6.9 avg.), including a 31-yard run vs. Bal. (10/3)... Rushed eight times for 61 yards (7.6 avg.), tallied a career-high 49-yard rush and added 25 receiving yards on three catches (8.3 avg.) at Pit. (10/10)... Led the team with a career-high six catches and notched first career receiving touchdown on a 10-yard, fourth-quarter reception at Cle. (10/21)... Garnered his first career 100-yard rushing effort, recording 17 rushes for a career-high 111 yards (6.5 avg.) at Dal. (11/7)... His performance against Dallas in Week 9 earned him Pepsi Zero Sugar Rookie of the Week honors... Registered one touchdown and had 14 rushes for 54 yards (3.9 avg.) vs. LAC (11/28)... Made his first career start, nabbed his second 100-yard rushing effort of the season and led the team with 102 rushing yards on 23 carries (4.4 avg.) while catching six passes for 76 yards (12.7 avg.) with one receiving touchdown at K.C. (12/5)... Totaled 73 rushing yards and 10 receiving yards to eclipse 1,000 scrimmage yards on the season, and added two touchdowns (1 rushing, 1 receiving) vs. Det. (12/12)... Notched his fourth rushing touchdown of the season at L.V. (12/26).

COLLEGE: Williams appeared in 35 games (2 starts) over three seasons (2018-20) at North Carolina, rushing 366 times for 2,297 yards (6.3 avg.) with 29 touchdowns in addition to catching 50 passes for 539 yards (10.8 avg.) with four scores... Appeared in 11 games (1 start) during his junior season in 2020, totaling 157 rushes for 1,140 yards (7.3 avg.) with 19 touchdowns in addition to catching 25 passes for 305 yards (12.2 avg.) with three scores... Voted as the team's offensive MVP and was named a Maxwell Award (National Player of the Year) and Doak Walker Award (nation's top RB) semifinalist... Garnered Associated Press All-America second team honors while being chosen to the All-ACC second team... Set the single-season program record with 132 points and 22 total touchdowns (fourth most in the country) and tied former Tar Heel RB Don McCauley (1970) for the most rushing scores in a single campaign (19)... Tied career high with four three-touchdown games on the ground and had a four-score performance (3 rush, 1 receiving) at Duke (11/7)... Rushed for 100 yards or more six times and had one 200-yard output on the ground... Saw action in all 13 games (1 start) in 2019, totaling 166 attempts for 933 yards (5.6 avg.) with five touchdowns in addition to catching 17 passes for 176 yards (10.4 avg.) and one receiving score... Collected first touchdown of the season and added 76 yards on 10 carries (7.6 avg.) vs. Miami (9/7)... Rushed 20 times for a season-high 144 yards (7.2 avg.) with one touchdown at Georgia Tech (10/5)... Scored three touchdowns (2 rush, 1 receiving) and had 100 all-purpose yards at N.C. State (11/30)... Rushed for 85 yards on 14 carries vs. Temple (12/27) in the Military Bowl... Appeared in all 11 games as a true freshman in 2017, recording 43 rushes for 224 yards (5.2 avg.) with five touchdowns and eight receptions for 58 yards (7.3 avg.)... Garnered his first career rushing touchdown at Duke (11/10)... Set career-high with three rushing scores and posted season highs in rushes (17) and rushing yards (93) vs. Western Carolina (11/17).

PERSONAL: Williams attended Wallace-Rose Hill High School in Teachey, N.C., where he graduated with a 4.6 GPA and was named the valedictorian of his senior class... Finished his senior season with 2,271 rushing yards and 27 touchdowns while posting 363 receiving yards and five scores... Led his team to its fourth-straight state title as a senior and won a track and field state title in the 4x100 meter relay in 2016... Javonte (pronounced: juh-VON-tay) Williams was born on April 25, 2000, in Wallace, N.C.

WILLIAMS' REGULAR SEASON RECORD

Year	Club	G	S	RUSHING				RECEIVING				SCORING							
				No.	Yds.	Avg.	LG	TD	No.	Yds.	Avg.	LG	TD	TD	TDr	Tdp	TDrT	2pt	Pts.
2021	Denver	17	1	203	903	4.4	49	4	43	316	7.3	42	3	7	4	3	0	0	42
2022	Denver	4	4	47	204	4.3	17	0	16	76	4.8	13	0	0	0	0	0	0	0
Career Totals		21	5	250	1,107	4.4	49	4	59	392	6.6	42	3	7	4	3	0	0	42

WILLIAMS' SINGLE GAME HIGHS

(Postseason in parentheses)

Rushes — 23, at Kansas City, 12/5/21 (none). **Rushing yards** — 111, at Dallas, 11/7/21 (none). **Longest rush** — 49, vs. at Pittsburgh, 10/10/21 (none). **Rushing touchdowns** — 1, 4x, last at Las Vegas, 12/26/21 (none). **Receptions** — 11, at Seattle, 9/12/22 (none). **Receiving yards** — 76, Kansas City, 12/5/21 (none). **Longest reception** — 42, vs. L.A. Chargers, 11/28/21 (none). **Receiving touchdowns** — 1, 3x, last: vs. Detroit, 12/12/21 (none). **Total touchdowns** — 2, vs. Detroit, 12/12/21 (none).

JAVONTE WILLIAMS' CAREER GAME-BY-GAME

(Victories asterisked)

2021 DENVER (7-10)			RUSHING				RECEIVING				SCORING				
Date	Opponent	P/S	No.	Yds.	Avg.	LG	TD	No.	Yds.	Avg.	LG	TD	2pt.	Pts.	
Sept 12	at N.Y. Giants*	P	14	45	3.2	12	0	1	-4	-4.0	-4	0	0	0	
Sept 19	at Jacksonville*	P	13	64	4.9	16	0	1	10	10.0	10	0	0	0	
Sept 26	vs. N.Y. Jets*	P	12	29	2.4	14	1	3	33	11.0	17	0	0	6	
Oct 3	vs. Baltimore	P	7	48	6.9	31	0	3	11	3.7	9	0	0	0	
Oct 10	at Pittsburgh	P	8	61	7.6	49	0	3	25	8.3	10	0	0	0	
Oct 17	vs. Las Vegas	P	11	53	4.8	30	0	3	15	5.0	10	0	0	0	
Oct 21	at Cleveland	P	4	20	5.0	7	0	6	32	5.3	10	1	0	6	
Oct 31	vs. Washington*	P	9	35	3.9	14	0	2	13	6.5	11	0	0	0	
Nov 7	at Dallas*	P	17	111	6.5	30	0	0	0	—	—	0	0	0	
Nov 14	vs. Philadelphia	P	8	48	6.0	20	0	2	1	0.5	10	0	0	0	
Nov 28	vs. L.A. Chargers*	P	14	54	3.9	12	1	3	57	19.0	42	0	0	6	
Dec 5	at Kansas City	S	23	102	4.4	14	0	6	76	12.7	34	1	0	6	
Dec 12	vs. Detroit*	P	15	73	4.9	9	1	1	10	10.0	10t	1	0	12	
Dec 19	vs. Cincinnati	P	15	72	4.8	14	0	4	9	2.3	8	0	0	0	
Dec 26	at Las Vegas	P	7	12	1.7	3	1	2	8	4.0	7	0	0	6	
Jan 2	at L.A. Chargers	P	14	30	2.1	7	0	1	2	2.0	2	0	0	0	
Jan 8	vs. Kansas City	P	12	46	3.8	15	0	2	18	9.0	11	0	0	0	
Season Totals			17/1	203	903	4.4	49	4	43	316	7.3	42	3	0	42

2022 DENVER (5-12)			RUSHING				RECEIVING				SCORING				
Date	Opponent	P/S	No.	Yds.	Avg.	LG	TD	No.	Yds.	Avg.	LG	TD	2pt.	Pts.	
Sept 12	at Seattle	S	7	43	6.1	13	0	11	65	5.9	13	0	0	0	
Sept 18	vs. Houston*	S	15	75	5.0	17	0	1	10	10.0	10	0	0	0	
Sept 25	vs. San Francisco*	S	15	58	3.9	16	0	3	2	0.7	2	0	0	0	
Oct 2	at Las Vegas	S	10	28	2.8	13	0	1	-1	-1.0	-1	0	0	0	
Games 5-17			INJURED RESERVE												
Season Totals			4/4	47	204	4.3	17	0	16	76	4.8	13	0	0	0



K'WAUN WILLIAMS

8

CORNERBACK

5-9 • 185 • 9TH YR. • PITTSBURGH

BORN: July 12, 1991, in Paterson, N.J.

HIGH SCHOOL: Saint Joseph Regional High School, Montvale, N.J.

ACQUIRED: Unrestricted Free Agent (San Francisco), 2022

NFL YEAR: 9th • **YEAR WITH BRONCOS:** 2nd

NFL GAMES PLAYED/STARTED: 105/54 • **POSTSEASON GP/GS:** 6/3



WILLIAMS AT A GLANCE:

- A ninth-year cornerback from the University of Pittsburgh who has appeared in 105 career regular-season games (54 starts) and six postseason contests (3 starts) with Cleveland (2014-15), San Francisco (2017-21) and Denver (2022).
- Recorded 337 tackles (257 solo), eight sacks (63.5 yds.), five interceptions (84 yds.), 34 passes defended, 11 forced fumbles and three fumble recoveries in the regular season.
- Notched 23 tackles (20 solo), one sack (10 yds.), one interception, four passes defended and one forced fumble in six postseason games (2019, '21) with the 49ers.
- Made 44 tackles (30 solo), including one sack (7 yds.), and also posted one interception and seven passes defended in his first season with Denver in 2022.

- Appeared in 14 games (8 starts) for San Francisco in 2021, posting 52 tackles (40 solo), one sack (14 yds.), one interception (4 yds.), four passes defended and one forced fumble.
- Tallied 22 tackles (17 solo), two sacks (15 yds.), four passes defended and one forced fumble in eight games played (4 starts) in 2020.
- Collected 51 tackles (35 solo), one sack (10.5 yds.), career-high two interceptions (53 yds.), two passes defended and career-high four forced fumbles in 15 games played (8 starts) in 2019.
- Started 11-of-14 games played in 2018, recording 45 tackles (40 solo) and two passes defended.
- Totaled career-high 54 tackles (42 solo), one sack (3 yds.), one interception (27 yds.), five passes defended, two forced fumbles and one fumble recovery in 14 games played (5 starts) in 2017.
- Played 13 games (6 starts) for Cleveland in 2015, nabbing 38 tackles (30 solo), one sack (8 yds.), three forced fumbles and career-high two fumble recoveries.
- Registered career-high eight passes defended and added 31 tackles (23 solo) and one sack (6 yds.) in 13 games played (4 starts) during his rookie campaign.
- Appeared in 48 collegiate games over four seasons (2010-13) with the Panthers, tallying 161 tackles (128 solo), one half sack (2 yds.), seven interceptions (5 yds.), 17 passes defended, three forced fumbles and one fumble recovery.
- Signed by the Broncos as an unrestricted free agent (S.F.) on March 23, 2022.
- Entered the NFL with Cleveland as a college free agent on May 20, 2014.

CAREER TRANSACTIONS: Signed by Cleveland as a college free agent 5/20/14; Waived by Cleveland 8/29/16; Claimed off waivers by Chicago 8/30/16; Waived by Chicago 9/1/16; Signed by San Francisco 2/22/17; Re-Signed by San Francisco 9/29/17; Re-Signed by San Francisco 3/24/21; Signed by Denver 3/23/22.



2022: Williams made 44 tackles (30 solo), one sack (7 yds.), one interception and seven passes defended during his first season in Denver... Tallied five tackles (2 solo) in the 11-10 win vs. S.F. (9/25)... Posted his eighth-career sack after taking down Raiders QB Derek Carr at L.V. (10/2)... Recorded his fifth-career interception off Jaguars QB Trevor Lawrence and also batted down two passes to help clinch the win at Jac. (10/30)... Broke up a pass and made four tackles (2 solo) vs. K.C. (12/11)... Made five tackles (3 solo) at LAR (12/25).

2021: Williams appeared in 14 games (8 starts) with San Francisco, posting 52 tackles (40 solo), four passes defended, one interception (4 yds.), one sack (14 yds.) and one forced fumble... Also recorded eight tackles (seven solo), four passes defended and one interception in three playoff games (2 starts)... Registered seven tackles (4 solo) and two tackles for loss in a win at Chi. (10/31)... Totaled four tackles (2 solo) and one pass defended at Jac. (11/21)... Tallied five tackles (4 solo) along with one interception for four yards, one forced fumble and one pass defended at Sea. (12/5)... Made seven tackles (5 solo), including one sack for 14 yards, and also notched one tackle for loss at Cin. (12/12)... Picked-off Cowboys QB Dak Prescott and also totaled two solo tackles and one pass defended in San Francisco's NFC Wild Card win at Dal. (1/16)... Produced two passes defended and three solo tackles in the NFC Divisional Game win at G.B. (1/22).

2020: Williams played in eight games (4 starts) with San Francisco, totaling 22 tackles (17 solo), career highs of four passes defended and two sacks along with one forced fumble... Registered five tackles (3 solo) and one pass defended at NYG (9/27)... Posted an eight-yard sack along with two tackles for loss at Sea. (11/1)... Tallied six tackles (5 solo), one sack, one pass defended and one forced fumble at Ari. (12/26).

2019: Williams started in eight of the 15 games he appeared in for San Francisco, racking up 51 tackles (35 solo), a team-high four forced fumbles, a career-high two interceptions, two passes defended and one sack... Also totaled 15 tackles (13 solo), one sack and one forced fumble in three postseason games (1 start), helping the 49ers reach Super Bowl LIV... Notched seven tackles (3 solo) at Cin. (9/15)... Registered a four-yard interception along with one pass defended and two tackles (1 solo) vs. Pit. (9/22)... Had a 49-yard interception with 1 pass defended, two assisted tackles and 0.5 sacks vs. Cle. (10/7)... Posted career highs of nine tackles (6 solo) and two forced fumbles along with 0.5 sacks vs. Sea. (11/11)... Forced a fumble and made five tackles (4 solo) at LAR (12/21)... Totaled seven unassisted tackles, including one sack, and forced a fumble in the NFC Championship Game vs. G.B. (1/19)... Had six tackles (5 solo) in Super Bowl LIV vs. K.C. (2/2).

2018: Williams played in 14 games (11 starts), tallying 45 tackles (40 solo) and two passes defended with San Francisco... Notched three unassisted tackles and one pass defended at Min. (9/9)... Totaled six unassisted tackles at LAC (9/30)... Made five unassisted tackles and one tackle for loss vs. NYG (11/12)... Had five tackles (3 solo) vs. Chi. (12/23)... Produced five tackles (4 solo) at LAR (12/30).

WILLIAMS AMONG NFL CB'S IN FORCED FUMBLES SINCE 2014

Player	Team	Years	Fumble Forced
1. Josh Norman	Car./Was./Buf./SF.	2014-22	20
2. Marlon Humphrey	Bal.	2017-22	13
3. Marcus Peters	K.C./LAR/Bal.	2015-22	12
4. K'Waun Williams	Cle./S.F./Den.	2014-22	11
5. Bashaud Breeland	Was./G.B./K.C./Min.	2014-21	10
Terrance Mitchell	6 Teams	2014-22	10

WILLIAMS AMONG NFL CB'S IN SACKS SINCE 2014

Player	Team	Years	Sacks	Sack Yds.
1. Mike Hilton	Pit. / Cin.	2017-22	9.5	75
2. Desmond King II	LAC / Ten. / Hou.	2017-22	8.5	27
Jourdan Lewis	Dal.	2017-22	8.5	46.5
4. K'Waun Williams	Cle. / S.F. / Den.	2014-22	8	63.5
Kenny Moore	Ind.	2017-22	8	47

2017: Williams appeared in 14 games (5 starts), posting a career-high 54 tackles (42 solo) along with five passes defended, a team-high-tying two forced fumbles, one interception (27 yds.), one fumble recovery and one sack in his first season with San Francisco... Tallied six tackles (4 solo) and two passes defended at Sea. (9/17)... Notched seven tackles (6 solo) vs. LAR (10/1)... Produced eight tackles (5 solo) at Ari. (10/1)... Forced a fumble and also made four tackles (3 solo) at Ind. (10/8)... Had a forced fumble for the second consecutive game and also registered five solo tackles at Was. (10/15)... Recorded his first career interception while breaking up two passes and made five tackles (3 solo) vs. Jac. (12/24)... Recorded four tackles (3 solo) and a pass defended at LAR (12/31).

2015: Williams produced a career-high two fumble recoveries along with 38 tackles (30 solo), a team-high three forced fumbles, two passes defended and one sack in 13 games (6 starts) with Cleveland... Recorded his first career forced fumble along with two assisted tackles at Bal. (10/11)... Notched the first fumble recovery of his career and set a career-high two forced fumbles along with two passes defended and three tackles (2 solo) vs. Ari. (11/1)... Made five solo tackles and recovered a fumble at Pit. (11/15)... Had four tackles (3 solo) and broke up a pass at K.C. (12/27).

2014: Williams played in 13 games (4 starts) in his rookie season with Cleveland, recording a career-high eight passes defended along with 31 tackles (23 solo) and one sack... Recorded his first-career pass defended and sack along with six solo tackles at Ten. (10/5)... Set a career-high two passes defended vs. Pit. (10/12)... Registered two passes defended and four tackles (1 solo) at Cin. (11/6)... Made seven tackles (4 solo) and broke up a pass vs. Hou. (11/16).

COLLEGE: Williams attended the University of Pittsburgh, totaling 161 tackles, 17 passes defended, 11.5 tackles for loss, seven interceptions and one fumble recovery in 48 games (38 starts)... Started all 13 games as a senior in 2013 and led the team with seven passes defended while ranking second on the team with two interceptions... Also added 36 tackles (30 solo) and four tackles for loss... As a sophomore, started all 13 games he appeared in and posted a career-high 64 tackles (49 solo) along with six passes defended, five tackles for loss, one interception, one fumble recovery and 0.5 sacks.

PERSONAL: Williams prepped at St. Joseph Regional High School in Montvale, N.J., where he played running back, receiver and cornerback... Named All-New Jersey, All-New Jersey Non-Public and All-Bergen County... Helped lead the team to back-to-back state championships in his junior and senior seasons... As a senior, registered 32 tackles, two interceptions, two fumble recoveries and scored eight touchdowns... Also notched 243 yards on 33 carried (7.4 avg.) and 16 catches for 231 yards (14.4 avg.)... K'Waun (pronounced: kay-WAUN) Williams was born on July 12, 1991 in Paterson, N.J.

WILLIAMS' REGULAR SEASON RECORD

Year	Club	G	S	UT	A	TT	S-Yds.	I-Yds.	PD	FF	FR	TD-Int.	TD-FR	S	Pts.
2014	Cleveland	13	4	23	8	31	1-6	0-0	8	0	0	0	0	0	0
2015	Cleveland	13	6	30	8	38	1-8	0-0	2	3	2	0	0	0	0
2017	San Francisco	14	5	42	12	54	1-3	1-27	5	2	1	0	0	0	0
2018	San Francisco	14	11	40	5	45	0-0	0-0	2	0	0	0	0	0	0
2019	San Francisco	15	8	35	16	51	1-10.5	2-53	2	4	0	0	0	0	0
2020	San Francisco	8	4	17	5	22	2-15	0-0	4	1	0	0	0	0	0
2021	San Francisco	14	8	40	12	52	1-14	1-4	4	1	0	0	0	0	0
2022	Denver	14	8	30	14	44	1-7	1-0	7	0	0	0	0	0	0
CAREER TOTALS	105	54	257	80	337	8-63.5	5-84	34	11	3	0	0	0	0	0

ADDITIONAL STATISTICS: Special-teams tackles — 2014 (7), 2015 (1), TOTAL (8).

WILLIAMS' POSTSEASON RECORD

Year	Club	G	S	UT	A	TT	S-Yds.	I-Yds.	PD	FF	FR	TD-Int.	TD-FR	S	Pts.
2019	San Francisco	3	1	13	2	15	1-10	0-0	0	1	0	0	0	0	0
2021	San Francisco	3	2	7	1	8	0-0	1-0	4	0	0	0	0	0	0
CAREER TOTALS	6	3	20	3	23	1-10	1-0	4	1	0	0	0	0	0	0

WILLIAMS' SINGLE GAME HIGHS

(Postseason in parentheses)

Tackles — 9, vs. Seattle, 11/11/19 (7, vs. Green Bay, 1/19/20). **Interceptions** — 1, 5x, last at Jacksonville, 10/30/22 (1, at Dallas, 1/16/22). **Sacks** — 1, 7x, last: at Las Vegas, 10/2/22 (1, vs. Green Bay, 1/19/20). **Sack yards** — 14, at Cincinnati, 12/12/21 (10, vs. Green Bay, 1/19/20). **Interception return yards** — 49, vs. Cleveland, 10/7/19 (0, at Dallas, 1/16/22). **Passes Defended** — 2, 4x, last vs. Jacksonville, 12/24/17 (2, at Green Bay, 1/22/22). **Forced Fumbles** — 2, twice, last vs. Seattle, 11/11/19 (1, vs. Green Bay, 1/19/20). **Fumble Recoveries** — 1, 3x, last at L.A. Rams, 12/31/17 (none).

K'WAUN WILLIAMS' CAREER GAME-BY-GAME

(Victories asterisked)

2014 CLEVELAND (7-9)		TACKLES									
Date	Opponent	P/S	UT	A	TT	S-Yds.	I-Yds.	PD	FF	FR	
Sep 7	at Pittsburgh	P	2	0	2	0-0	0-0	0	0	0	
Sep 14	vs. New Orleans*	P	0	0	0	0-0	0-0	0	0	0	
Sep 21	vs. Baltimore	P	0	0	0	0-0	0-0	0	0	0	
Oct 5	at Tennessee*	P	6	0	6	1-6	0-0	1	0	0	
Oct 12	vs. Pittsburgh*	S	1	0	1	0-0	0-0	2	0	0	
Oct 19	at Jacksonville				INACTIVE						
Oct 26	vs. Oakland*	P	0	0	0	0-0	0-0	0	0	0	
Nov 2	vs. Tampa Bay*	S	0	0	0	0-0	0-0	0	0	0	
Nov 6	at Cincinnati*	P	1	3	4	0-0	0-0	2	0	0	
Nov 16	vs. Houston	S	4	3	7	0-0	0-0	1	0	0	
Nov 23	at Atlanta*	P	5	0	5	0-0	0-0	0	0	0	
Nov 30	at Buffalo	P	2	0	2	0-0	0-0	0	0	0	
Dec 7	vs. Indianapolis	S	1	2	3	0-0	0-0	1	0	0	
Dec 14	vs. Cincinnati				INACTIVE						
Dec 21	at Carolina				INACTIVE						
Dec 28	at Baltimore	P	1	0	1	0-0	0-0	1	0	0	
Season Totals			13/4	23	8	31	1-6	0-0	8	0	0
2015 CLEVELAND (3-13)		TACKLES									
Date	Opponent	P/S	UT	A	TT	S-Yds.	I-Yds.	PD	FF	FR	
Sep 13	at N.Y. Jets	S	1	1	2	0-0	0-0	0	0	0	
Sep 20	vs. Tennessee*	S	3	0	3	1-8	1-6	0	1	0	
Sep 27	vs. Oakland				INACTIVE						
Oct 4	at San Diego				INACTIVE						
Oct 11	at Baltimore*	S	0	2	2	0-0	0-0	0	0	0	
Oct 18	vs. Denver	P	2	0	2	0-0	0-0	0	0	0	
Oct 25	at St. Louis	P	0	1	1	0-0	0-0	0	0	0	
Nov 1	vs. Arizona	P	2	1	3	0-0	0-0	1	2	1	
Nov 5	at Cincinnati	P	3	1	4	0-0	0-0	0	0	0	
Nov 15	at Pittsburgh	P	5	0	5	0-0	0-0	0	0	1	
Nov 30	vs. Baltimore	P	3	1	4	0-0	0-0	0	0	0	
Dec 6	vs. Cincinnati	P	0	0	0	0-0	0-0	0	0	0	
Dec 13	vs. San Francisco*	S	4	0	4	0-0	0-0	0	0	0	
Dec 20	at Seattle				INACTIVE						
Dec 27	at Kansas City	S	3	1	4	0-0	0-0	1	0	0	
Jan 3	vs. Pittsburgh	S	4	0	4	0-0	0-0	0	0	0	
Season Totals			13/6	30	8	38	1-8	0-0	2	3	2
2017 SAN FRANCISCO (6-10)		TACKLES									
Date	Opponent	P/S	UT	A	TT	S-Yds.	I-Yds.	PD	FF	FR	
Sep 10	vs. Carolina	P	1	0	1	0-0	0-0	0	0	0	
Sep 17	at Seattle	S	4	2	6	0-0	0-0	2	0	0	
Sep 21	vs. L.A. Rams	P	6	1	7	0-0	0-0	0	0	0	
Oct 1	at Arizona	P	5	3	8	0-0	0-0	0	0	0	
Oct 8	at Indianapolis	S	3	1	4	0-0	0-0	0	1	0	
Oct 15	at Washington	P	5	0	5	0-0	0-0	0	1	0	
Oct 22	vs. Dallas	S	0	0	0	0-0	0-0	0	0	0	
Oct 29	at Philadelphia				INACTIVE						
Nov 5	vs. Arizona				INACTIVE						
Nov 12	vs. N.Y. Giants*	P	4	0	4	0-0	0-0	0	0	0	
Nov 26	vs. Seattle	P	2	0	2	0-0	0-0	0	0	0	
Dec 3	at Chicago*	P	4	0	4	0-0	0-0	0	0	0	
Dec 10	at Houston*	P	1	1	2	1-3	0-0	0	0	0	
Dec 17	vs. Tennessee*	S	1	1	2	0-0	0-0	0	0	0	
Dec 24	vs. Jacksonville*	P	3	2	5	0-0	1-27	2	0	0	
Dec 31	at L.A. Rams*	S	3	1	4	0-0	0-0	1	0	1	
Season Totals			14/5	42	12	54	1-3	1-27	5	2	1
2018 SAN FRANCISCO (4-12)		TACKLES									
Date	Opponent	P/S	UT	A	TT	S-Yds.	I-Yds.	PD	FF	FR	
Sep 9	at Minnesota	S	3	0	3	0-0	0-0	1	0	0	
Sep 16	at Detroit*	P	3	1	4	0-0	0-0	0	0	0	
Sep 23	at Kansas City	S	0	0	0	0-0	0-0	0	0	0	
Sep 30	at L.A. Chargers	S	6	0	6	0-0	0-0	0	0	0	
Oct 7	vs. Arizona	P	1	1	2	0-0	0-0	0	0	0	
Oct 15	at Green Bay	S	1	0	1	0-0	0-0	1	0	0	
Oct 21	vs. L.A. Rams	S	4	0	4	0-0	0-0	0	0	0	
Oct 28	at Arizona	S	2	0	2	0-0	0-0	0	0	0	
Nov 1	vs. Oakland*	S	3	0	3	0-0	0-0	0	0	0	
Nov 12	vs. N.Y. Giants	S	5	0	5	0-0	0-0	0	0	0	
Nov 25	at Tampa Bay	S	3	0	3	0-0	0-0	0	0	0	
Dec 2	at Seattle	S	2	0	2	0-0	0-0	0	0	0	
Dec 9	vs. Denver*				INACTIVE						
Dec 16	vs. Seattle*				INACTIVE						
Dec 23	vs. Chicago	P	3	2	5	0-0	0-0	0	0	0	
Dec 30	at L.A. Rams	S	4	1	5	0-0	0-0	0	0	0	
Season Totals			14/11	40	5	45	0-0	0-0	2	0	0

2019 SAN FRANCISCO (13-3) TACKLES											
Date	Opponent	P/S	UT	A	TT	S-Yds.	I-Yds.	PD	FF	FR	
Sep 8	at Tampa Bay*	P	0	1	1	0-0	0-0	0	0	0	
Sep 15	at Cincinnati*	S	3	4	7	0-0	0-0	0	0	0	
Sep 22	vs. Pittsburgh*	S	1	1	2	0-0	1-4	1	0	0	
Oct 7	vs. Cleveland*	S	0	2	2	0.5-4.5	1-49	1	0	0	
Oct 13	at L.A. Rams*	S	0	1	1	0-0	0-0	0	0	0	
Oct 20	at Washington*	P	3	0	3	0-0	0-0	0	0	0	
Oct 27	vs. Carolina*	S	2	0	2	0-0	0-0	0	0	0	
Oct 31	at Arizona*	P	4	0	4	0-0	0-0	0	0	0	
Nov 11	vs. Seattle	S	6	3	9	0.5-6	0-0	0	2	0	
Nov 17	vs. Arizona*	P	3	1	4	0-0	0-0	0	0	0	
Nov 24	vs. Green Bay*	P	1	1	2	0-0	0-0	0	0	0	
Dec 1	at Baltimore	P	1	0	1	0-0	0-0	0	0	0	
Dec 8	at New Orleans*	S	3	1	4	0-0	0-0	0	0	0	
Dec 15	vs. Atlanta				INACTIVE						
Dec 21	vs. L.A. Rams*	S	4	1	5	0-0	0-0	0	1	0	
Dec 29	at Seattle*	P	4	0	4	0-0	0-0	0	1	0	
Season Totals			15/8	35	16	51	1-10.5	2-53	2	4	0
Jan 11	vs. Minnesota*†	P	1	1	2	0-0	0-0	0	0	0	
Jan 19	vs. Green Bay*#	P	7	0	7	1-10	0-0	0	1	0	
Feb 2	vs. Kansas City§	S	5	1	6	0-0	0-0	0	0	0	
Postseason Totals			3/1	13	2	15	0-0	0	1	0	

†NFC Divisional Playoff Game; #NFC Championship Game; §Super Bowl LIV

2020 SAN FRANCISCO (6-10) TACKLES											
Date	Opponent	P/S	UT	A	TT	S-Yds.	I-Yds.	PD	FF	FR	
Sep 13	vs. Arizona	S	2	1	3	0-0	0-0	0	0	0	
Sep 20	at N.Y. Jets*	P	1	0	1	0-0	0-0	1	0	0	
Sep 27	at N.Y. Giants*	S	3	2	5	0-0	0-0	1	0	0	
Oct 4	vs. Philadelphia	P	2	1	3	0-0	0-0	0	0	0	
Games 5-7					INJURED RESERVE						
Nov 1	at Seattle	S	2	0	2	1-8	0-0	0	0	0	
Nov 5	vs. Green Bay	P	0	0	0	0-0	0-0	0	0	0	
Games 10-13					INACTIVE						
Dec 20	at Dallas	S	2	0	2	0-0	0-0	1	0	0	
Dec 26	at Arizona*	P	5	1	6	1-7	0-0	1	1	0	
Jan 3	vs. Seattle				INACTIVE						
Season Totals			8/4	17	5	22	2-15	0	4	1	0

2021 SAN FRANCISCO (10-7) TACKLES											
Date	Opponent	P/S	UT	A	TT	S-Yds.	I-Yds.	PD	FF	FR	
Sep 12	at Detroit*	P	2	1	3	0-0	0-0	0	0	0	
Sep 19	at Philadelphia*	P	2	0	2	0-0	0-0	0	0	0	
Sep 26	vs. Green Bay	P	1	0	1	0-0	0-0	0	0	0	
Oct 3	vs. Seattle				INACTIVE						
Oct 10	at Arizona				INACTIVE						
Oct 24	vs. Indianapolis	P	3	0	3	0-0	0-0	0	0	0	
Oct 31	at Chicago*	S	4	3	7	0-0	0-0	0	0	0	
Nov 7	vs. Arizona	S	2	1	3	0-0	0-0	0	0	0	
Nov 15	vs. L.A. Rams*	S	6	0	6	0-0	0-0	0	0	0	
Nov 21	at Jacksonville*	S	2	2	4	0-0	0-0	1	0	0	
Nov 28	vs. Minnesota*	S	0	0	0	0-0	0-0	1	0	0	
Dec 5	at Seattle	S	4	1	5	0-0	1-4	1	1	0	
Dec 12	at Cincinnati*	P	5	2	7	1-14	0-0	0	0	0	
Dec 19	vs. Atlanta*	S	2	1	3	0-0	0-0	1	0	0	
Dec 23	at Tennessee	P	3	1	4	0-0	0-0	0	0	0	
Jan 2	vs. Houston*	S	4	0	4	0-0	0-0	0	0	0	
Jan 9	at L.A. Rams*				INACTIVE						
Season Totals			14/8	40	12	52	1-14	1-4	4	1	0
Jan 16	at Dallas*§	P	2	0	2	0-0	1-0	1	0	0	
Jan 22	at Green Bay*†	S	3	0	3	0-0	0-0	2	0	0	
Jan 30	at L.A. Rams#	S	2	1	3	0-0	0-0	1	0	0	
Postseason Totals			3/2	7	1	8	0-0	1-0	4	0	0

§NFC Wild Card Game; †NFC Divisional Playoff Game; #NFC Championship Game

DID YOU KNOW?

Wide receiver Rod Smith totaled at least 70 receptions for nine consecutive seasons with the Broncos from 1997-2005, a streak that tied for the second longest in NFL history.

2022 DENVER (5-12)		TACKLES									
Date	Opponent	P/S	UT	A	TT	S-Yds.	I-Yds.	PD	FF	FR	
Sept 12	at Seattle	P	2	0	2	0-0	0-0	0	0	0	
Sept 18	vs. Houston*	P	3	1	4	0-0	0-0	0	0	0	
Sept 25	vs. San Francisco*	S	2	3	5	0-0	0-0	0	0	0	
Oct 2	at Las Vegas	S	5	0	5	1-7	0-0	0	0	0	
Oct 6	vs. Indianapolis	S	3	2	5	0-0	0-0	1	0	0	
Oct 17	at L.A. Chargers	P	4	1	5	0-0	0-0	0	0	0	
Oct 23	vs. N.Y. Jets	P	2	0	2	0-0	0-0	1	0	0	
Oct 30	at Jacksonville*	S	1	0	1	0-0	1-0	2	0	0	
Nov 13	at Tennessee	P	0	1	1	0-0	0-0	1	0	0	
Games 10-12 INACTIVE											
Dec 11	vs. Kansas City	S	2	2	4	0-0	0-0	1	0	0	
Dec 18	vs. Arizona*	S	2	2	4	0-0	0-0	0	0	0	
Dec 25	at L.A. Rams	P	3	2	5	0-0	0-0	0	0	0	
Jan 1	at Kansas City	S	0	0	0	0-0	0-0	1	0	0	
Jan 8	vs. L.A. Chargers*	S	1	0	1	0-0	0-0	0	0	0	
Season Totals			14/8	30	14	44	1-7	1-0	7	0	0



RUSSELL WILSON

3

QUARTERBACK

5-11 • 215 • 12TH YR. • WISCONSIN

BORN: Nov. 29, 1988, in Cincinnati

HIGH SCHOOL: Collegiate School, Richmond, Va.

ACQUIRED: Trade (Seattle), 2022

NFL YEAR: 12th • **YEAR WITH BRONCOS:** 2nd

NFL GAMES PLAYED/STARTED: 173/173 • **POSTSEASON GP/GS:** 16/16



WILSON AT A GLANCE:

- A nine-time Pro Bowl quarterback from the University of Wisconsin who started all 173 regular-season games and 16 postseason contests with Seattle (2012-21) and Denver (2022).
- Completed 3,371-of-5,218 passes (64.6%) for 40,583 yards with 308 touchdowns and 98 interceptions (100.2 rtg) during his first 11 NFL seasons.
- Tallied 901 rushes for 4,966 yards (5.5 avg.) with 26 touchdowns and five receptions for 21 yards (4.2 avg.) with one score in his career.
- Recognized as the lone quarterback in NFL history to accumulate 40,000+ passing yards and 4,500+ rushing yards for his career.
- Started all 16 postseasons games in his career, completing 275-of-451 passes (61.0%) for 3,786 yards with 25 touchdowns and 12 interceptions (95.3 rtg).
- Posted Top-10 rankings in touchdown passes (308—2nd), completions (3,371—3rd), passing yds. (40,583—3rd), passing yards per attempt (7.8—4th), passer rating (100.2—5th) and completion percentage (64.6—10th) among active quarterbacks since 2012.
- Has posted the third-most rushing yards (4,966) among NFL quarterbacks in league history.
- Collected 109 regular-season wins since 2012, ranking him first among active quarterbacks.
- Amassed a 100 or higher passer rating in seven of his 11 seasons and is one-of-five active quarterbacks (Patrick Mahomes, K.C.; Aaron Rodgers, G.B.; DeShaun Watson, Hou.; Joe Burrow, Cin.) to have a career passer rating of 100 or higher.
- Registered eight 3,000-yard, 25-passing touchdown seasons and has four 30-touchdown, 100-passer rating seasons.
- Started all 15 games played in his first season with Denver in 2022, completing 292-of-483 passes (60.5%) for 3,524 yards with 16 touchdowns and 11 interceptions (84.4 rtg.).
- Opened all 14 games played with Seattle in 2021, completing 259-of-400 passes (64.8%) for 3,113 yards with 25 touchdowns and six interceptions (103.1 rtg).
- Posted career highs in completions (384), completion percentage (68.8), passing yards (4,212) and touchdowns (40) in 2020.
- Nabbed his third career 4,000-yard passing season (4,110), threw a career-low five interceptions (5) and had 31 touchdowns (106.3 rtg) in 2019.

3's TROPHY CASE

All-Pro (Second Team)	2019
Pro Bowls (9)	2012-15, '17-21
Pro Bowl MVP	2015
Walter Payton Man of the Year	2020

- Totaled a career-high 110.9 passer rating in 2018, and completed 280-of-427 passes (65.6%) for 3,448 yards with 35 touchdowns and seven interceptions.
- Completed 339-of-553 passes (61.3%) for 3,983 yards with 34 touchdowns and 11 interceptions (95.4 rtg) in 2017.
- Recorded a career-high 4,219 passing yards in 2016 to go along with 21 touchdowns and 11 interceptions (92.6 rtg).
- Became the first Seahawks quarterback to lead the NFL in passer rating (110.1) and was first quarterback in NFL history to pass for 4,000+ yards (4,024), rush for 500+ yards (553) and have 30 or more touchdown passes in 2015.
- Registered a career highs in rushes (118), rushing yards (849) and rushing touchdowns (6) in 2014 while completing 285-of-452 passes (63.1%) for 3,475 yards with 20 scores and seven interceptions (95.0 rtg).
- Completed 18-of-25 passes (72.0%) for 206 yards with two touchdowns and became the third-youngest quarterback in NFL history to win the Super Bowl, leading Seattle to a 43-8 win over Denver in Super Bowl XLVIII.
- Started all 16 games in his second season, completing 257-of-407 passes (63.1%) for 3,357 yards with 26 touchdowns and nine interceptions (101.2 rtg).
- Tied Pro Football Hall of Fame quarterback Peyton Manning's 1998 record for most touchdown passes by a rookie (26) in 2012, and became the first rookie in NFL history to lead his team to an undefeated home record.
- Appeared in 51 games over four seasons at NC State (2008-10) and Wisconsin (2011), completing 907-of-1,489 passes (60.9%) for 11,720 yards with 109 touchdowns and 30 interceptions (147.2 rtg).
- Selected by the Seahawks in the third round (75th overall) of the 2012 NFL Draft.
- Acquired by Denver via trade (Sea.) on March 8, 2022.

CAREER TRANSACTIONS: Signed by Seattle as a draft choice 5/7/12; Traded to Denver 3/16/22.



2022: Wilson started all 15 games played in his first season with Denver, completing 292-of-483 passes (60.5%) for 3,524 yards with 16 touchdowns and 11 interceptions (84.4 rtg.)... Completed 29-of-42 passes (69.0%) for 340 yards with one score in his Broncos debut at Sea. (9/12)... Wilson completed the most passes by a quarterback making his Broncos debut in team history and had the second-most passing yards among that group... Tied former NFL QB Carson Palmer for the 14th-most touchdown passes in NFL history after hitting TE Eric Saubert for the game-winning score vs. Hou. (9/18)... Led the Broncos on a game-winning drive in the fourth quarter, highlighted by a 47-yard connection with WR KJ Hamler, and totaled 252 yards on 18-of-30 passing (60.0%) with one touchdown at Jac. (10/30)... Completed 24-of-31 passes (77.4%) for 247 yards (99.8 rtg.) vs. L.V. (11/20)... Notched his 300th career touchdown pass, tying Pro Football Hall of Fame QB John Elway for the 13th-most passing scores in NFL history, when he found WR Brandon Johnson in the end zone at Car. (11/27)... Posted a 102.3 passer rating after completing 17-of-22 passes (77.3%) for 189 yards at Bal. (12/4)... Completed 23-of-36 passes (63.9%) for 247 yards with a season-high three touchdowns and one interception (100.1 rtg.) vs. K.C. (12/11)... Also posted a team-high 57 rushing yards on four carries (14.3 avg.) in the first matchup against the Chiefs... Surpassed former NFL QB Randall Cunningham for the third-most rushing yards (4,928) by a quarterback in league history and recorded his third career multi-rushing score game at K.C. (1/1)... Finished the game against the Chiefs throwing for 222 yards with one touchdown and one interception on 26-of-38 passing (68.4%) for a 81.2 passer rating... Produced his 88th 100+ passer rating game and 95th multi-passing touchdown game of his career after totaling 283 yards on 13-of-24 passing (54.2%) with three touchdowns and one interception (118.6 rtg.) vs. LAC (1/8).

2021: Wilson started all 14 games played for Seattle in 2021, totaling 3,113 yards while completing 259-of-400 passes (64.8%) with 25 touchdowns and six interceptions (103.1 rtg)... Rushed 43 times for 183 yards (4.3 avg.) with two scores... Completed at least 70 percent of his passes in each of the first three games of the season... Completed 18-of-23 passes (78.3%) for 254 yards with a season-high four touchdowns and zero interceptions (152.3 rtg) at Ind. (9/12)... Threw for a season-high 343 yards and completed 22-of-31 passes (71.0 %) with two touchdowns and zero interceptions (128.8 rtg) vs. Ten. (9/19)... Set season highs in completions (30) and completion percentage (81.1) vs. S.F. (12/5)... Tied season high with four touchdown passes and posted a 133.0 passer rating vs. Det. (1/2).

WILSON'S PASSING OFFENSE AMONG NFL QB'S

GAMES WITH 100+ PASSER RATING SINCE 2012

Player	Team	Years	Total Games
1. Russell Wilson	Sea. / Den.	2012-22	88
2. Tom Brady	N.E. / T.B.	2012-22	81
3. Aaron Rodgers	G.B.	2012-22	80
4. Drew Brees	N.O.	2012-20	77

WILSON AMONG BEST DUAL THREAT QBs IN NFL HISTORY

QBs WITH 30,000 PASS YDS. & 4,000 RUSH YDS., NFL HISTORY

Player	Team	Years	Pass Yds.	Rush Yds.
1. Russell Wilson	Sea. / Den.	2012-22	40,583	4,966
2. Steve Young	T.B. / S.F.	1985-99	33,124	4,239
3. Cam Newton	Car. / N.E.	2011-21	32,382	5,628

TOTAL GAMES WITH 300+ YDS. PASSING, 50+ YDS. RUSHING

Player	Team	Years	Total Games
1. Steve Young	T.B. / S.F.	1985-99	8
2. Josh Allen	Buf.	2018-22	7
3. Russell Wilson	Sea. / Den.	2012-22	4
Michael Vick	Atl. / Phil. / NYJ / Pit.	2001-15	4
Jalen Hurts	Phi.	2020-22	4
6. Cam Newton	Car. / N.E.	2011-21	3
Patrick Mahomes	K.C.	2017-22	3

2020: Wilson collected his fourth 4,000-yard passing season (4,212) and set single-season career highs in completions (384), completion percentage (68.8) and touchdown passes (40)... Broke his own single-season club record for touchdowns, completions and completion percentage, while leading and offense to a franchise-record 459 points... Rushed 83 times for 513 yards (6.2 avg.) with two scores... Completed 31-of-35 passes (88.6%) for 322 yards with four touchdowns and zero interceptions (season-high 143.1 rtg) at Atl. (9/13)... Became the second quarterback in NFL history to record 30,000 passing yards and 4,000 rushing yards, while becoming just the fifth quarterback to reach 4,000 rushing yards... His 88.6 completion percentage at Atl. was the third-highest in NFL history (min. 30 att.)... Passed for a career-high-tying five touchdowns in consecutive weeks (Weeks 2-3), becoming the first Seahawks player and fifth NFL player to accomplish that feat... Became the fourth-fastest quarterback to 100 combined wins (reg. + postseason) after defeating Minnesota in Week 5... Tallied a career-high 33 completions and threw for 388 yards at Ari. (10/25)... Completed 28-of-41 passes for a season-high 390 yards with two touchdowns and two interceptions (94.6 rtg) at Buf. (11/8).

2019: Wilson posted his third 4,000-yard passing season and completed 341-of-516 passes (66.1%) for 4,110 yards with 31 touchdowns and a career-low five interceptions (106.5 rtg)... Rushed 75 times for 342 yards (4.6 avg.) with three scores... Joined Pro Football Hall of Fame QB Peyton Manning as the only quarterbacks in NFL history to pass for at least 3,000 yards and 20 touchdowns in each of their first eight seasons... Totaled a passer rating of 130 or higher in each of the first two games of the seasons... Set season highs in completions (32) and passing yards (406) and added two rushing scores vs. N.O. (9/22)... Completed 17-of-23 passes for 268 yards with four touchdowns and zero interceptions (season-high 151.8 rtg) vs. L.A. Rams... Posted 131.7 passer rating after completing 14-of-20 passes (70.0%) for 182 yards with two touchdowns and zero interceptions at Atl. (10/27)... Tied career high with five passing touchdowns and registered a 133.7 passer rating vs. T.B. (11/3)... Completed 20-of-26 passes (76.9%) for 286 yards with two touchdowns and zero interceptions (137.7 rtg) at Car. (12/15).

2018: Wilson completed 280-of-427 passes (65.6%) for 3,448 yards with 35 touchdowns and seven interceptions... Tallied a single-season career-high 110.9 passer rating... Rushed 67 times for 376 yards (5.6 avg.)... Pushed his passing touchdown total to 196 which was the most in club history and the third most in a quarterback's first seven seasons... Had 10 games with a passer rating of 100 or higher, including a career-high 158.3 passer rating at Det. (10/28).

2017: Wilson completed 339-of-553 passes (61.3%) for 3,983 yards with 34 touchdowns and 11 interceptions (95.4 rtg)... Rushed 95 times for 586 yards (6.2 avg.) with three scores... Led the NFL and tied his then franchise record with 34 touchdowns... Threw 19 touchdown passes in the fourth quarter which set an NFL record... Became the first quarterback in NFL history with at least 30 touchdowns and 500 rushing yards in multiple seasons... Threw for a career high 452 yards with four touchdowns and one interception (season-high 123.2 rtg) vs. Hou. (10/29).

2016: Wilson completed 353-of-546 passes (64.7%) for a single-season career-high 4,219 yards with 21 touchdowns and 11 interceptions (92.6 rtg)... Rushed 72 times for 259 yards (3.6 avg.) with one score... Completed 23-of-32 passes (71.9%) for 309 yards with three touchdowns and zero interceptions (133.5 rtg) at N.Y. Jets (10/2)... Recorded a season-high 137.0 passer rating after completing 20-of-26 passes (76.9%) for 282 yards with two touchdowns and zero interceptions vs. Buf. (11/7)... Completed 25-of-37 passes (67.6%) for 348 yards with three touchdowns and zero interceptions (124.6 rtg) at N.E. (11/13)... Registered season highs in completions (29) and passing yards (350) and nabbed a 117.8 passer rating vs. Ari. (12/24).

WILSON AMONG THE TOP QB'S

TOTAL PASSING TOUCHDOWNS SINCE 2012

Player	Team	Years	Passing TDs
1. Tom Brady	N.E. / T.B.	2012-22	349
2. Aaron Rodgers	G.B.	2012-22	343
3. Russell Wilson	Sea. / Den.	2012-22	308
4. Drew Brees	N.O.	2012-20	290
5. Matt Ryan	Atl. / Ind.	2012-22	286

WILSON A LEADER IN TOTAL OFFENSE

TOTAL OFFENSE SINCE 2012, ALL NFL PLAYERS

Player	Team	Years	Passing	Rushing	Sacks	Total Offense
2. Tom Brady	N.E. / T.B.	2012-22	49,235	407	1,864	47,778
3. Matt Ryan	Atl. / Ind.	2012-22	48,554	1,180	2,740	46,994
3. Matthew Stafford	Det. / LAR	2012-22	44,242	1,053	2,485	42,810
4. Russell Wilson	Sea. / Den.	2012-22	40,583	4,966	3,206	42,343
5. Aaron Rodgers	G.B.	2012-22	41,689	2,283	2,577	41,395

2015: Wilson posted the first 4,000-yard passing season of his career, completing 329-of-483 passes (68.1%) for 4,024 yards with 34 touchdowns and eight interceptions (110.1 rtg)... Became the first Seahawks quarterback to lead the NFL in passer rating (110.1)... Registered his first career 4,000-yard passing, 500-yard rushing season and was the first quarterback in NFL history to post totals of at least 4,000 yards passing, 500 yards rushing and 30 passing touchdowns... Completed a season-high 32 passes in the season opener at Stl. (9/13)... Completed 20-of-26 passes (76.9%) for 286 yards with one touchdown and zero interceptions (125.0 rtg) vs. Det. (10/5)... Totaled a passer rating of 125 or higher in Weeks 11-15... Completed 24-of-29 passes (season-high 82.8%) for 260 yards with three touchdowns and zero interceptions (138.5 rtg) vs. S.F. (11/22)... Recorded a season-high 147.5 passer rating after completing 21-of-30 passes (70.0%) for a season-high 345 yards with a career-high-tying five touchdowns and zero interceptions vs. Pit. (11/29)... Completed 21-of-27 passes (77.8%) for 274 yards with three touchdowns and zero interceptions (146.0 rtg) at Min. (12/6)... Tied career high with five passing touchdowns and completed 23-of-32 passes (71.9%) for 292 yards (139.6%) at Bal. (12/13)... Completed 21-of-30 passes (70.0%) for 249 yards with three touchdowns and zero interceptions (128.3 rtg) at Cle. (12/20).

2014: Wilson threw for 3,475 yards, completing 285-of-452 passes (63.1%) with 20 touchdowns and seven interceptions (95.0 rtg)... Set single-season career highs in rushes (118), rushing yards (849) and rushing touchdowns (six)... Completed 41-of-72 passes (56.9%) for 724 yards with six touchdowns and five interceptions (90.3 rtg) en route to his second consecutive Super Bowl appearance.

2013: Wilson completed 257-of-407 passes (63.1%) for 3,357 yards with 26 touchdowns and nine interceptions (101.2 rtg)... Posted 100.0 or higher passer rating in nine of the 16 games and threw for 300 or more yards on two occasions... Passed for 524 yards with three touchdowns and zero interceptions (101.6 rtg) on 43-of-68 passing (63.2%) in three playoff games... Became the third youngest quarterback in NFL history to win a Super Bowl, completing 18-of-25 passes (72.0%) for 206 yards with two touchdowns (123.1 rtg) in a 43-8 victory over the Broncos in Super Bowl XLVIII.

2012: Selected by Seattle in the third round (75th overall) of the 2012 NFL Draft, Wilson started all 16 games during his rookie season, completing 252-of-393 passes (64.1%) for 3,118 yards with 26 touchdowns and 10 interceptions (100.0 rtg)... Rushed 94 times for 489 yards (5.2 avg.) with four scores... Tied Pro Football Hall of Fame QB Peyton Manning's 1998 record for most touchdown passes by a rookie (26)... Became the first rookie in NFL history to lead his team to an undefeated home record... Set a club record with a 100.0 passer rating which was the second best by an NFL rookie QB... Posted a 64.1% completion percentage which ranked third all-time among rookie QBs.

COLLEGE: Wilson started 50 consecutive games, completing 907-of-1,489 passes (60.9%) for 11,720 yards with 109 touchdowns and 30 interceptions (147.2 rtg)... Established an NCAA FBS record after throwing 379 consecutive passes without an interception... Rushed 441 times for 1,421 yards (3.2 avg.) with 23 scores... Became the fifth player in NCAA FBS history to record totals of at least 5,000 passing yards and 1,000 rushing yards during his career... Played 36 games at North Carolina State (2008-10), completing 682-of-1,180 passes (57.8%) for 8,545 yards with 76 touchdowns and 25 interceptions... Posted 362 rushes for 1,083 yards (2.9 avg.) with 17 scores over his three seasons with the Wolfpack... Completed 225-of-309 passes (72.8%) for 3,175 yards with 33 touchdowns and four interceptions, and carried the ball 79 times for 338 yards (4.2 avg.) with six scores in his lone season at Wisconsin (2011).

PERSONAL: Wilson was honored with the 2022 Bart Starr Award which is given annually to an NFL player who best exemplifies outstanding character and leadership in the home, on the field, and in the community... Started the Why Not You Foundation and Why Not You Academy, a nonprofit high school dedicated to fighting poverty through education... Selected as the 2020 Walter Payton NFL Man of the Year which honors a player's volunteer and charity work, as well as his excellence on the field... Attended Collegiate School in Richmond, Va., playing football and baseball... Earned all-state, all-region and all-district honors, and was named the 2005 Richmond Times-Dispatch Player of the Year as a junior... Led Collegiate School to an 11-0 record and a state title as a junior after throwing for 3,287 yards and 40 touchdowns, and rushing for 634 yards and 15 scores... Passed for 3,009 yards with 34 touchdowns as a senior, earning all-state, all-conference and conference player of the year accolades... Selected by the Colorado Rockies in the fourth round of the 2010 Major League Baseball Draft after playing shortstop and batting .467 as a high school senior... Russell Wilson was born on Nov. 29, 1988, in Cincinnati.

WILSON'S CAREER GAME-WINNING DRIVES IN 4TH QTR. OR OT (37)

Date	Opponent	Down/Tied	Won	Game-Winning Play	Time Left	Drive/T.O.P.	Wilson Drive Stats
9/24/12	vs. Green Bay	12-7	14-12	24t pass to Tate	0:00	6-46/0:46	2-6-46
10/14/12	vs. New England	17-23	24-17	46t pass to Rice	1:27	4-57/1:20	1-2-46
12/2/12	at Chicago	17-17	23-17	13t pass to Rice	—	12-80/7:27	3-3-38
12/30/12	vs. St. Louis	13-13	20-13	11t run by Wilson	1:45	10-90/3:32	2-2-48
1/6/13	at Washington	13-14	24-14	27t run by Lynch	7:20	8-79/3:45	2-4-29
9/8/13	at Carolina	6-7	12-7	43t pass to Kearse	10:21	6-74/2:45	3-4-50
9/29/13	at Houston	20-20	23-20	Hauschka 45 FG	—	8-42/3:27	1-2-7
10/13/13	vs. Tennessee	10-10	20-13	Hauschka 29 FG	11:26	7-69/3:37	1-1-55
11/3/13	vs. Tampa Bay	24-24	27-24	Hauschka 27 FG	—	9-51/4:53	1-1-10
1/19/14	vs. San Francisco	13-17	23-17	35t pass to Kearse	13:52	8-62/4:03	3-5-63
9/21/14	vs. Denver	20-20	26-20	6t run by Lynch	—	13-80/5:46	4-6-35
10/26/14	at Carolina	6-9	13-9	23t pass to L. Wilson	0:53	9-80/3:50	4-4-53
11/9/14	vs. N.Y. Giants	17-17	38-17	3t run by Lynch	12:51	7-58/2:52	1-2-11
12/28/14	vs. St. Louis	6-6	20-6	9t run by Lynch	12:12	6-54/2:44	2-3-38
1/18/15	vs. Green Bay	22-22	28-22	35t pass to Kearse	—	6-87/3:19	3-3-80
11/1/15	at Dallas	10-12	13-12	Hauschka 24 FG	1:10	17-79/5:35	5-7-53
11/29/15	vs. Pittsburgh	26-27	39-30	30t pass to Baldwin	8:20	6-73/3:28	3-3-59
1/10/16	at Minnesota	7-9	10-9	Hauschka 46 FG	8:09	7-12/2:33	1-4-8
9/11/16	vs. Miami	6-10	12-10	2t pass to Baldwin	0:35	14-75/3:37	6-9-55
10/16/16	vs. Atlanta	17-24	26-24	Hauschka 44 FG	2:02	7-24/1:51	2-4-17
11/13/16	at New England	22-24	31-24	Hauschka 23 FG	8:59	8-58/4:04	3-4-58
9/17/17	vs. San Francisco	6-9	12-9	9t pass to Richardson	7:13	10-82/4:30	3-5-23
10/29/17	vs. Houston	34-38	41-38	18t pass to Graham	0:26	3-80/1:18	3-3-85
9/30/18	at Arizona	17-17	20-17	Janikowski 52 FG	0:04	7-31/1:50	2-3-15
11/5/18	vs. Green Bay	20-24	27-24	15t pass to Dickerson	5:11	7-75/3:15	4-5-73
11/25/18	at Carolina	20-27	30-27	Janikowski 31 FG	0:04	7-45/1:40	2-4-48
9/8/19	vs. Cincinnati	14-17	21-20	44t pass to Lockett	15:00	4-64/2:08	2-2-69
10/3/19	vs. L.A. Rams	24-29	30-29	5t pass to Carson	2:34	12-75/6:51	2-4-17
10/13/19	at Cleveland	25-28	32-28	1t run by Carson	3:33	9-79/5:32	3-5-31
11/3/19	vs. Tampa Bay	34-34	40-34	10t pass to Hollister	—	10-75/3:38	5-9-70
11/11/19	at San Francisco	24-24	27-24	Myers 42 FG	0:00	7-40/1:25	3-3-15
9/27/20	vs. Dallas	30-31	38-31	29t pass to Metcalf	1:55	8-75/2:12	4-6-66
10/1/20	vs. Minnesota	21-26	27-26	6t pass to Metcalf	0:20	13-94/1:42	4-12-77
1/3/21	at San Francisco	6-16	26-23	4t pass to Lockett	2:26	14-85/5:26	3-6-25
1/9/22	at Arizona	24-24	38-30	4t run by R. Wilson	13:22	3-10/1:45	0-0-0
9/18/22	vs. Houston	6-9	16-9	22t pass to Saubert	12:42	6-62/3:56	3-3-62
9/25/22	vs. San Francisco	5-10	11-10	1t run by Gordon	4:13	12-80/6:04	5-7-58
10/30/22	at Jacksonville	14-17	21-17	2t run by Murray	1:47	7-80/2:11	1-2-47

* — represents final play of overtime

WILSON'S REGULAR SEASON RECORD

Year	Club	PASSING													
		G	S	Att.	Comp.	Pct.	Yds.	Yds./Att.	TD	% Int.	% LG	Sack/Yds.	Rtg.		
2012	Seattle	16	16	393	252	64.1	3,118	7.9	26	6.6	10	2.5	67	33/203	100.0
2013	Seattle	16	16	407	257	63.1	3,357	8.2	26	6.4	9	2.2	80	44/272	101.2
2014	Seattle	16	16	452	285	63.1	3,475	7.7	20	4.4	7	1.5	80	42/242	95.0
2015	Seattle	16	16	483	329	68.1	4,024	8.3	34	7.0	8	1.7	80t	45/265	110.1
2016	Seattle	16	16	546	353	64.7	4,219	7.7	21	3.8	11	2.0	59	41/293	92.6
2017	Seattle	16	16	553	339	61.3	3,983	7.2	34	6.1	11	2.0	74t	43/322	85.4
2018	Seattle	16	16	427	280	65.6	3,448	8.1	35	8.2	7	1.6	66	51/355	110.9
2019	Seattle	16	16	516	341	66.1	4,110	8.0	31	6.0	5	1.0	60t	48/319	106.3
2020	Seattle	16	16	558	384	68.8	4,212	7.5	40	7.2	13	2.3	62	47/301	105.1
2021	Seattle	14	14	400	259	64.8	3,113	7.8	25	6.3	6	1.5	69t	33/266	103.1
2022	Denver	15	15	483	292	60.5	3,524	7.3	16	3.3	11	2.3	67t	55/368	84.4
CAREER TOTALS		173	173	5,218	3,371	64.6	40,583	7.8	308	5.9	98	1.9	80t	482/3,206	100.2

Year	Club	RUSHING										
		Att.	Yds.	Avg.	LG	TD	TD	TDr	TDp	TDrT	2pt	Pts.
2012	Seattle	94	489	5.2	25t	4	30	4	26	0	0	180
2013	Seattle	96	539	5.6	27	1	27	1	26	0	0	162
2014	Seattle	118	849	7.2	55	6	26	6	20	0	0	156
2015	Seattle	103	553	5.4	24	1	35	1	34	0	0	210
2016	Seattle	72	259	3.6	18	1	22	1	21	0	0	132
2017	Seattle	95	586	6.2	31	3	37	3	34	0	0	222
2018	Seattle	67	376	5.6	40	0	35	0	35	0	0	210
2019	Seattle	75	342	4.6	21	3	34	3	31	0	0	204
2020	Seattle	83	513	6.2	38	2	42	2	40	0	0	252
2021	Seattle	43	183	4.3	17	2	27	2	25	0	0	162
2022	Denver	55	277	5.0	19	3	19	3	16	0	0	114
CAREER TOTALS		901	4,966	5.5	55	26	334	26	308	0	0	2,004

ADDITIONAL STATISTICS: Receptions — 2018 (1 for -1.0, -11.0 avg., -11 LG, 0 TD), 2016 (2 for 14, 7.0 avg., 15t LG, 1 TD), 2014 (1 for 17, 17.0 avg., 17 LG, 0 TD), 2022 (1 for 1, -1.0 avg., 1 LG, 0 TD), TOTAL (5 for 21, 4.2 avg., 17 LG, 1 TD). Miscellaneous tackles — 2020 (1), 2019 (1), 2017 (3), 2016 (1), 2015 (5), 2014 (1), 2013 (2), 2012 (1), TOTAL (15). Miscellaneous FR — 2022 (4), 2021 (3), 2019 (2), 2018 (4), 2017 (6), 2016 (4), 2015 (2), 2014 (6), 2013 (5), 2012 (3), TOTAL (39)

WILSON'S POSTSEASON RECORD

		PASSING													
Year	Club	G	S	Att.	Comp.	Pct.	Yds.	Yds./Att.	TD	% Int.	% LG	Sack/Yds.	Rtg.		
2012	Seattle	2	2	62	39	62.9	572	9.2	3	4.8	1.6	34	7/48 102.4		
2013	Seattle	3	3	68	43	63.2	524	7.7	3	4.4	0.0	51	7/22 101.6		
2014	Seattle	3	3	72	41	56.9	724	10.1	6	8.3	5.6	69	63t 105/8 90.3		
2015	Seattle	2	2	74	44	59.5	508	6.9	4	5.4	3.4	35	7/54 81.4		
2016	Seattle	2	2	60	40	66.7	449	7.5	4	6.7	2.3	42	6/31 97.2		
2018	Seattle	1	1	27	18	66.7	233	8.6	1	3.7	0.0	53	1/7 105.9		
2019	Seattle	2	2	61	39	63.9	602	9.9	2	3.3	0.0	53t	6/19 107.4		
2020	Seattle	1	1	27	11	40.7	174	6.4	2	7.4	1.3	51t	5/32 72.1		
CAREER TOTALS		16	16	451	275	61.0	3,786	8.4	25	5.5	12	2.7	63t	49/271	95.3

		RUSHING					SCORING					
Year	Club	Att.	Yds.	Avg.	LG	TD	TD	TDr	TDp	TDrt	2pt	Pts.
2012	Seattle	15	127	8.5	28	1	4	1	3	0	0	24
2013	Seattle	11	42	3.8	16	0	3	0	3	0	0	18
2014	Seattle	17	86	5.1	17	1	7	1	6	0	0	42
2015	Seattle	8	53	6.6	14	0	4	0	4	0	0	24
2016	Seattle	9	46	5.1	14	0	4	0	4	0	0	24
2018	Seattle	3	14	4.7	7	1	2	1	1	0	0	12
2019	Seattle	16	109	6.8	22	0	2	0	2	0	0	12
2020	Seattle	4	50	12.5	23	0	2	0	2	0	0	12
CAREER TOTALS		83	527	6.3	28	3	28	3	25	0	0	168

ADDITIONAL STATISTICS: Miscellaneous tackles — 2017 (1), 2014 (1), TOTAL (2). Miscellaneous FR — 2020 (1), 2016 (1), 2015 (3), TOTAL (5).

WILSON'S SINGLE-GAME HIGHS

(Postseason in parentheses)

Pass attempts — 50, at Arizona, 10/25/20 (48, at Carolina, 1/17/16). **Pass completions** — 33, at Arizona, 10/25/20 (31, at Carolina, 1/17/16). **Passing yards** — 452, vs. Houston, 10/29/17 (385, at Atlanta, 1/13/13). **Longest pass completion** — 80, 3x, last: vs. Pittsburgh, 11/29/15 (63t, vs. Carolina, 1/10/15). **Touchdown passes** — 5, 5x, last: vs. Dallas, 9/27/20 (3, twice, last: at Carolina, 1/17/16). **Total Touchdowns** — 5, 5x, last: vs. Dallas, 9/27/20 (3, 3x, last: at Carolina, 1/17/16). **Passer rating (min. 10 attempts)** — 158.3, at Detroit, 10/28/18 (149.2, vs. Carolina, 1/10/15). **Rushing attempts** — 14, vs. N.Y. Giants, 11/9/14 (9, at Philadelphia, 1/5/20). **Rushing yards** — 122, at Washington, 10/6/14 (67, at Washington, 1/6/13). **Longest rush** — 55, at Arizona, 12/21/14 (28, at Washington, 1/6/13). **Rushing touchdowns** — 3, at Buffalo, 12/16/12 (1, 3x, last: at Dallas, 1/5/19).

RUSSELL WILSON'S CAREER GAME-BY-GAME

(Victories asterisked)

2012 SEATTLE (11-5)		PASSING										RUSHING				
Opponent	P/S	Att.	Comp.	Yds.	Pct.	TD	INT	LG	S/Yds.	Rtg.	Att.	Yds.	Avg.	LG	TD	
at Ari. (9/9)	S	34	18	153	52.9	1	1	27	3/14	62.5	8	20	2.5	5	0	
vs. Dal. (9/16)*	S	20	15	151	75.0	1	0	22t	2/18	112.7	4	28	7.0	14	0	
vs. G.B. (9/24)*	S	21	10	130	47.6	2	0	41t	1/19	99.3	3	18	6.0	12	0	
at Stl. (9/30)	S	25	17	160	68.0	0	3	17	2/20	45.8	7	14	2.0	8	0	
at Car. (10/7)*	S	25	19	221	76.0	1	2	30	2/9	82.3	5	12	2.4	9	0	
vs. N.E. (10/14)*	S	27	16	293	59.3	3	0	51	2/10	133.7	5	17	3.4	9	0	
at S.F. (10/18)	S	23	9	122	39.1	0	1	36	2/7	38.7	3	10	3.3	9	0	
at Det. (10/28)	S	35	25	236	71.4	2	1	19	0/0	96.8	1	9	9.0	9	0	
vs. Min. (11/4)*	S	24	16	173	66.7	3	0	23	1/8	127.3	9	27	3.0	13	0	
vs. NYJ (11/11)*	S	19	12	188	63.2	2	0	38t	4/22	131.0	7	34	4.9	18	0	
at Mia. (11/25)	S	27	21	224	77.8	2	0	32	2/8	125.9	5	38	7.6	20	0	
at Chi. (12/2)*	S	37	23	293	62.2	2	0	49	2/10	104.9	9	71	7.9	13	0	
vs. Ari. (12/9)*	S	13	7	148	53.8	1	1	67	1/7	88.0	2	12	4.0	6	0	
at Buf. (12/16)*	S	23	14	205	60.9	1	0	44	2/9	104.4	9	92	10.2	52t	3	
vs. S.F. (12/23)*	S	21	15	171	71.4	4	1	43	1/1	115.3	6	29	4.8	9	0	
vs. Stl. (12/30)*	S	19	15	250	78.9	1	0	49	6/41	136.3	10	58	5.8	15	1	
Season Totals		16/16	393	252	3,118	64.1	26	10	67	33/203	100.0	94	489	5.2	25t	4
at Was. (1/6)* [§]	S	26	15	187	57.7	1	0	33	5/31	92.9	8	67	8.4	28	0	
at Atl. (1/13) [†]	S	36	24	385	66.7	2	1	34	2/17	109.1	7	60	8.6	17	1	
Postseason Totals		2/2	62	39	572	62.9	3	1	34	7/48	102.4	15	127	8.5	28	1

[§]NFC Wild Card Game; [†]NFC Divisional Playoff Game

2013 SEATTLE (13-3)													PASSING				RUSHING			
Opponent	P/S	Att.	Comp.	Yds.	Pct.	TD	INT	LG	S/Yds.	Rtg.	Att.	Yds.	Avg.	LG	TD					
at Car. (9/8)*	S	33	25	320	75.8	1	0	43t	2/20	115.7	5	7	1.4	7	0					
vs. S.F. (9/15)*	S	19	8	142	42.1	1	1	51	4/24	63.9	10	33	3.3	11	0					
vs. Jac. (9/22)*	S	21	14	202	66.7	4	1	30	2/8	117.5	2	14	7.0	10	0					
at Hou. (9/29)*	S	23	12	123	52.2	0	1	24	5/32	49.7	10	77	7.7	25	0					
at Ind. (10/6)	S	31	15	210	48.4	2	1	28t	2/5	78.7	13	102	7.8	22	0					
vs. Ten. (10/13)*	S	31	23	257	74.2	0	0	35	2/4	98.5	10	61	6.1	23	0					
at Ari. (10/17)*	S	29	18	235	62.1	3	0	32	3/26	122.1	8	29	3.6	11	0					
at Stl. (10/28)*	S	18	10	139	55.6	2	0	80t	7/48	117.6	3	16	3.6	17	0					
vs. T.B. (11/3)*	S	26	19	217	73.1	2	2	28	0/0	91.3	6	36	5.3	16	1					
at Atl. (11/10)*	S	26	19	287	73.1	2	0	46	1/8	134.6	3	20	6.0	10	0					
vs. Min. (11/17)*	S	18	13	230	72.2	2	0	44	1/6	151.4	2	14	6.7	12	0					
vs. N.O. (12/2)*	S	30	22	310	73.3	3	0	60	1/8	139.6	8	47	7.0	15	0					
at S.F. (12/8)	S	25	15	199	60.0	1	1	39t	2/21	81.9	1	2	5.9	2	0					
at NYG (12/15)*	S	27	18	206	66.7	1	1	30	4/29	86.3	8	50	2.0	16	0					
vs. Ari. (12/22)	S	27	11	108	40.7	1	1	28	4/19	49.6	2	32	16.0	27	0					
vs. Stl. (12/29)*	S	23	15	172	65.2	1	0	47t	4/14	102.1	5	-1	-0.2	8	0					
Season Totals	16/16	407	257	3,357	63.1	26	9	80t	44/272	101.2	96	539	5.6	27	1					
vs. N.O. (1/11)*†	S	18	9	103	50.0	0	0	25	3/0	67.6	3	16	5.3	8	0					
vs. S.F. (1/19)*‡	S	25	16	215	64.0	1	0	51	4/22	104.6	5	0	0.0	3	0					
at Den. (12/2)*§	S	25	18	216	72.0	2	0	37	0/0	123.1	3	26	8.7	16	0					
Postseason Totals	3/3	68	43	524	63.2	3	0	51	7/22	101.6	11	42	3.8	16	0					

†NFC Divisional Playoff Game; ‡NFC Championship Game; §Super Bowl

2014 SEATTLE (12-4)													PASSING				RUSHING			
Opponent	P/S	Att.	Comp.	Yds.	Pct.	TD	INT	LG	S/Yds.	Rtg.	Att.	Yds.	Avg.	LG	TD					
vs. G.B. (9/4)*	S	28	19	191	67.9	2	0	33t	1/0	110.9	7	29	4.1	13	0					
at S.D. (9/14)	S	25	17	202	68.0	2	0	32	2/22	119.1	2	18	9.0	13	0					
vs. Den. (9/21)*	S	34	24	258	70.6	2	1	39t	3/20	99.9	9	40	4.4	9	0					
at Was. (10/6)*	S	24	18	201	75.0	2	0	36	3/23	127.3	11	122	11.1	29	1					
vs. Dal. (10/12)	S	28	14	126	50.0	0	1	53	2/0	47.6	2	12	6.0	9t	1					
at Stl. (10/19)	S	36	23	313	63.9	2	0	49	3/21	110.1	7	106	15.1	52	1					
at Car. (10/26)*	S	32	20	199	62.5	1	1	23t	1/8	77.5	6	35	5.8	15	0					
vs. Oak. (11/2)*	S	35	17	179	48.6	0	0	39	1/2	63.9	8	31	3.9	19	0					
vs. NYG (11/9)*	S	17	10	172	58.8	0	2	60	2/12	53.7	14	107	7.6	26	1					
at K.C. (11/16)	S	32	20	178	62.5	2	0	27	2/10	98.2	8	71	8.9	14	0					
vs. Ari. (11/23)*	S	22	17	211	77.3	1	0	48	7/42	121.6	10	73	7.3	40	0					
at S.F. (11/27)*	S	22	15	236	68.2	1	0	63	4/14	118.8	7	35	5.0	12	0					
at Phi. (12/7)*	S	37	22	263	59.5	2	0	25	2/11	99.3	10	48	4.8	26t	1					
vs. S.F. (12/14)*	S	24	12	168	50.0	1	1	47	5/30	69.4	5	27	5.4	19	0					
at Ari. (12/21)*	S	31	20	339	64.5	2	0	80t	1/10	122.9	6	88	14.7	55	1					
vs. Stl. (12/28)*	S	25	17	239	68.0	0	1	38	3/17	81.9	6	7	1.2	6	0					
Season Totals	16/16	452	285	3,475	63.1	20	7	80t	42/242	95.0	118	849	7.2	55	6					
vs. Car. (1/10)*†	S	22	15	268	68.2	3	0	63t	2/20	149.2	7	22	3.1	14	0					
vs. G.B. (1/18)*‡	S	29	14	209	48.3	1	4	35t	5/25	44.3	7	25	3.6	15	1					
vs. N.E. (2/1)*§	S	21	12	247	57.1	2	1	45	3/13	110.6	3	39	13.0	17	0					
Postseason Totals	3/3	72	41	724	56.9	6	5	63t	10/58	90.3	17	86	5.1	17	1					

†NFC Divisional Playoff Game; ‡NFC Championship Game; §Super Bowl

2015 SEATTLE (10-6)													PASSING				RUSHING			
Opponent	P/S	Att.	Comp.	Yds.	Pct.	TD	INT	LG	S/Yds.	Rtg.	Att.	Yds.	Avg.	LG	TD					
at Stl. (9/13)	S	41	32	251	78.0	1	1	23	6/32	90.1	8	31	3.9	10	0					
at G.B. (9/20)	S	30	19	206	63.3	2	1	32	2/1	91.8	10	78	7.8	17	0					
vs. Chi. (9/27)*	S	30	20	235	66.7	1	0	30t	4/23	101.4	6	28	4.7	13	0					
vs. Det. (10/5)*	S	26	20	287	76.9	1	0	50	6/52	125.0	10	40	4.0	15	0					
at Cin. (10/11)	S	23	15	213	65.2	1	1	46	4/16	91.4	3	21	7.0	9	0					
vs. Car. (10/18)	S	30	18	241	60.0	1	0	45	4/22	96.7	8	53	6.6	24	0					
at S.F. (10/22)*	S	24	18	235	75.0	1	2	43t	5/23	84.5	7	20	2.9	9	0					
at Dal. (11/1)*	S	30	19	210	63.3	1	1	22t	0/0	81.2	6	32	5.3	10	0					
vs. Ari. (11/15)	S	32	14	240	43.8	1	1	40	2/12	67.2	6	52	8.7	20	0					
vs. S.F. (11/22)*	S	29	24	260	82.8	3	0	31t	2/7	138.5	9	30	3.3	8	0					
vs. Pit. (11/29)*	S	30	21	345	70.0	5	0	80t	2/9	147.9	4	14	3.5	10	0					
at Min. (12/6)*	S	27	21	274	77.8	3	0	53t	1/8	146.0	9	51	5.7	14	1					
at Bal. (12/13)*	S	32	23	292	71.9	5	0	49t	0/0	139.6	1	6	6.0	6	0					
vs. Cle. (12/20)*	S	30	21	249	70.0	3	0	39	2/8	128.3	5	46	9.2	16	0					
vs. Stl (12/27)	S	41	25	289	61.0	2	1	28	4/36	88.4	6	38	6.3	20	0					
at Ari. (1/3)*	S	28	19	197	67.9	3	0	36	1/16	123.7	5	13	2.6	9	0					
Season Totals	16/16	483	329	4,024	68.1	34	8	80t	45/265	110.1	103	553	5.4	24	1					
at Min. (1/10)*†	S	26	13	142	50.0	1	1	35	2/13	63.3	5	21	4.2	11	0					
at Car. (1/17)†	S	48	31	366	64.6	3	2	33t	5/41	91.1	3	32	10.7	14	0					
Postseason Totals	2/2	74	44	508	59.5	4	3	35	7/54	81.4	8	53	6.6	14	0					

§NFC Wild Card Game; †NFC Divisional Playoff Game

2016 SEATTLE (10-5-1)		PASSING										RUSHING				
Opponent	P/S	Att.	Comp.	Yds.	Pct.	TD	INT	LG	S/Yds.	Rtg.	Att.	Yds.	Avg.	LG	TD	
vs. Mia. (9/11)*	S	43	27	258	62.8	1	1	24	3/18	77.5	4	16	4.0	9	0	
at LAR (9/18)	S	35	22	254	62.9	0	0	53	2/15	84.7	5	14	2.8	8	0	
vs. S.F. (9/25)*	S	23	15	243	65.2	1	0	59	2/17	114.9	1	3	3.0	3	0	
at NYJ (10/2)*	S	32	23	209	71.9	3	0	42	2/21	133.5	5	-5	-1.0	2	0	
vs. Atl. (10/16)*	S	37	25	370	67.6	0	0	25	1/9	88.8	6	7	1.2	6	0	
at Ari. (10/23)	S	37	24	225	64.9	0	0	31	1/20	81.5	1	-2	-2.0	-2	0	
at N.O. (10/30)	S	34	22	253	64.7	0	1	27	1/11	74.8	3	11	3.7	5	0	
vs. Buf. (11/7)*	S	26	20	282	76.9	2	0	50	4/37	137.0	3	10	3.3	8	1	
at N.E. (11/13)*	S	37	25	348	67.6	3	0	39	3/24	124.6	3	6	2.0	6	0	
vs. Phi. (11/20)*	S	31	18	272	58.1	1	0	44	1/0	97.8	8	18	2.4	7	0	
at T.B. (11/27)	S	33	17	151	51.5	0	2	21	6/33	38.8	8	80	10.0	17	0	
vs. Car. (12/4)*	S	36	26	277	72.2	1	1	40	3/21	92.0	3	29	9.7	18	0	
at G.B. (12/11)	S	39	22	240	56.4	1	5	31	3/22	43.7	4	19	4.8	8	0	
vs. LAR (12/15)*	S	26	19	229	73.1	3	1	57	2/2	122.1	6	12	2.0	9	0	
vs. Ari. (12/24)	S	45	29	350	64.4	4	0	43	6/37	117.8	10	36	3.6	15	0	
at S.F. (1/1)*	S	32	19	258	59.4	1	0	42	1/6	95.6	2	4	2.0	4	0	
Season Totals	16/16	546	353	4,219	64.7	21	11	59	41/293	92.6	72	259	3.6	18	1	
vs. Det. (1/7)* ^S	S	30	23	224	76.7	2	0	42	3/14	119.3	3	-3	-1.0	-1	0	
at Atl. (1/14) [†]	S	30	17	225	56.7	2	2	40	3/17	75.0	6	49	8.2	14	0	
Postseason Totals	2/2	60	40	449	66.7	4	2	42	6/31	97.2	9	46	5.1	14	0	

^SNFC Wild Card Game; [†]NFC Divisional Playoff Game

2017 SEATTLE (9-7)		PASSING										RUSHING				
Opponent	P/S	Att.	Comp.	Yds.	Pct.	TD	INT	LG	S/Yds.	Rtg.	Att.	Yds.	Avg.	LG	TD	
at G.B. (9/10)	S	27	14	158	51.9	0	0	34	3/23	69.7	2	40	20.0	29	0	
vs. S.F. (9/17)*	S	39	23	198	59.0	1	0	22	3/17	80.9	12	34	2.8	11	0	
at Ten. (9/24)	S	49	29	373	59.2	4	0	46	1/9	110.3	7	26	3.7	11	0	
vs. Ind. (10/1)*	S	26	21	295	80.8	2	2	41	3/12	107.5	4	38	9.5	23	1	
at LAR (10/8)*	S	37	24	198	64.9	1	1	21	3/19	76.2	5	16	3.2	9	0	
at NYG (10/22)*	S	39	27	334	69.2	3	0	38	1/13	121.1	2	10	5.0	7	0	
vs. Hou. (10/29)*	S	41	26	452	63.4	4	1	66	2/6	123.2	4	30	7.5	21	0	
vs. Was. (11/5)	S	45	24	297	53.3	2	2	30	2/8	70.3	10	77	7.7	13	0	
at Ari. (11/9)*	S	32	22	238	68.8	2	0	54	5/26	111.2	5	19	3.8	10	0	
vs. Atl. (11/20)	S	42	26	258	61.9	2	1	29	3/30	85.2	7	86	12.3	17	1	
at S.F. (11/26)*	S	34	20	228	58.8	2	1	26	0/0	86.4	7	25	3.6	11	1	
vs. Phi. (12/3)*	S	31	20	227	64.5	3	0	47	2/18	118.6	6	31	5.2	10	0	
at Jac. (12/10)	S	31	17	271	54.8	3	3	74	2/11	76.9	5	50	10.0	19	0	
vs. LAR (12/17)	S	30	14	142	46.7	1	0	26	7/71	71.8	5	39	7.8	15	0	
at Dal. (12/24)*	S	21	14	93	66.7	2	0	20	3/33	107.8	9	29	3.2	14	0	
vs. Ari. (12/31)	S	29	18	221	62.1	2	0	29	3/26	108.5	5	36	7.2	31	0	
Season Totals	16/16	553	339	3,983	61.3	34	11	74	43/322	95.4	95	586	6.2	31	3	

2018 SEATTLE (10-6)		PASSING										RUSHING				
Opponent	P/S	Att.	Comp.	Yds.	Pct.	TD	INT	LG	S/Yds.	Rtg.	Att.	Yds.	Avg.	LG	TD	
at Den. (9/9)	S	33	19	298	57.6	3	2	66	6/56	92.7	2	5	2.5	5	0	
at Chi. (9/17)	S	36	22	226	61.1	2	1	34	6/24	86.1	3	17	5.7	9	0	
vs. Dal. (9/23)*	S	26	16	192	61.5	2	0	52	2/10	109.8	2	-1	-0.5	0	0	
at Ari. (9/30)*	S	26	19	172	73.1	0	0	30	2/12	90.5	4	2	5.3	10	0	
vs. LAR (10/7)	S	21	13	198	61.9	3	0	44	2/15	132.5	0	0	—	0	0	
at Oak. (10/14)*	S	23	17	222	73.9	3	1	42	1/8	125.4	6	20	3.3	9	0	
at Det. (10/28)*	S	17	14	248	82.4	3	0	45	2/11	158.3	2	15	7.5	11	0	
vs. LAC (11/4)	S	39	26	235	66.7	2	1	42	4/33	89.2	5	41	8.2	16	0	
at LAR (11/11)	S	26	17	176	65.4	3	0	29	4/35	123.2	9	92	10.2	21	0	
vs. G.B. (11/15)*	S	31	21	225	67.7	2	0	34	3/20	110.3	5	17	3.4	12	0	
at Car. (11/25)*	S	31	22	339	71.0	2	0	54	2/17	128.3	3	4	1.3	7	0	
vs. S.F. (12/2)*	S	17	11	185	65.7	4	0	52	3/22	140.9	4	14	3.5	7	0	
vs. Min. (12/10)*	S	20	10	72	50.0	0	1	14	2/12	37.9	7	61	8.7	40	0	
at S.F. (12/16)	S	31	23	237	74.2	2	0	35	3/20	117.3	5	15	3.0	5	0	
vs. K.C. (12/23)*	S	29	18	271	62.1	3	0	45	3/17	127.2	5	57	7.1	26	0	
vs. Ari. (12/30)*	S	21	12	152	57.1	1	1	37	6/43	75.9	2	-2	-1.0	1	0	
Season Totals	16/16	427	280	3,448	65.6	35	7	66	51/355	110.9	67	376	5.6	40	0	
at Dal. (1/5) ^S	S	27	18	233	66.7	1	0	53	1/7	105.9	3	14	4.7	7	1	
Postseason Totals	1/1	27	18	233	66.7	1	0	53	1/7	105.9	3	14	4.7	7	1	

^SNFC Wild Card Game

DID YOU KNOW?

In 18 of the last 19 years, at least one rookie college free agent made the Broncos' active roster out of training camp for the first week of the regular season. In 2022, wide receiver Jalen Virgil made Denver's Week 1 roster to give the Broncos 26 such players since 1997.

2019 SEATTLE (11-5)		PASSING								RUSHING					
Opponent	P/S	Att.	Comp.	Yds.	Pct.	TD	INT	LG	S/Yds.	Rtg.	Att.	Yds.	Avg.	LG	TD
vs. Cin. (9/8)*	S	20	14	195	70.0	2	0	44t	4/35	134.4	4	8	2.0	5	0
at Pit. (9/15)*	S	35	29	300	82.9	3	0	30	4/26	131.0	6	22	3.7	15	0
vs. N.O. (9/22)	S	50	32	406	64.0	2	0	54	0/0	102.6	7	51	7.3	18	2
at Ari. (9/29)*	S	28	22	240	78.6	1	0	32	4/15	114.3	2	7	3.5	5	0
vs. LAR (10/3)*	S	23	17	268	73.9	4	0	40t	1/6	151.8	8	32	4.0	12	0
at Cle. (10/13)*	S	33	23	295	69.7	2	0	30	3/11	117.6	9	31	3.4	16t	1
vs. Bal. (10/20)	S	41	20	241	48.8	1	1	48	1/0	65.2	3	27	9.0	11	0
at Atl. (10/27)*	S	20	14	182	70.0	2	0	23	2/11	131.7	4	4	1.0	5	0
vs. T.B. (11/3)*	S	43	29	378	67.4	5	0	53t	3/31	133.7	1	21	21.0	21	0
at S.F. (11/11)*	S	34	24	232	70.6	1	1	28	5/43	86.9	6	53	8.8	18	0
at Phi. (11/24)*	S	25	13	200	52.0	1	1	38	6/26	75.4	3	15	5.0	16	0
vs. Min. (12/2)*	S	31	21	240	67.7	2	1	60t	2/14	98.9	4	13	3.3	7	0
at LAR (12/8)	S	36	22	245	61.1	0	1	35	5/43	69.8	5	28	5.6	17	0
at Car. (12/15)*	S	26	20	286	76.9	2	0	58	2/12	137.7	3	-1	-0.3	1	0
vs. Ari. (12/22)	S	31	16	169	51.6	1	0	23	5/36	78.6	2	2	1.0	6	0
vs. S.F. (12/29)	S	40	25	233	62.5	2	0	24	1/10	95.1	8	29	3.6	5	0
Season Totals	16/16	516	341	4,110	66.1	31	5	60t	48/319	106.3	75	342	4.6	21	3
vs. Phi. (1/5)§	S	30	18	325	60.0	1	0	53t	1/7	108.3	9	45	5.0	22	0
at G.B. (1/12)†	S	31	21	277	67.7	1	0	31	5/12	106.5	7	64	9.1	22	0
Postseason Totals	2/2	61	39	602	63.9	2	0	53t	6/19	107.4	16	109	6.8	22	0

§NFC Wild Card Game; †NFC Divisional Playoff Game

2020 SEATTLE (12-4)		PASSING								RUSHING					
Opponent	P/S	Att.	Comp.	Yds.	Pct.	TD	INT	LG	S/Yds.	Rtg.	Att.	Yds.	Avg.	LG	TD
at Atl. (9/13)*	S	35	31	322	88.6	4	0	38t	3/23	143.1	3	29	9.7	28	0
vs. N.E. (9/20)*	S	28	21	288	75.0	5	1	54t	2/13	132.1	5	39	7.8	21	0
vs. Dal. (9/27)*	S	40	27	315	67.5	5	0	62	4/20	130.7	6	22	3.7	13	0
at Mia. (10/4)*	S	34	24	360	70.6	2	1	57	2/17	112.4	4	5	1.3	8	0
vs. Min. (10/11)*	S	32	20	217	62.5	3	1	39	4/27	100.7	5	58	11.6	19	0
at Ari. (10/25)	S	50	33	388	66.0	3	3	47t	2/16	84.4	6	86	14.0	34	0
vs. S.F. (11/1)*	S	37	27	261	73.0	4	0	46t	2/12	128.3	6	23	3.8	21	0
at Buf. (11/8)	S	41	28	390	68.3	2	2	55t	5/28	94.6	2	5	2.5	4	1
at LAR (11/15)	S	37	22	248	59.5	0	2	39	6/28	57.0	8	60	7.5	15	0
vs. Ari. (11/19)*	S	28	23	197	82.1	2	0	25t	3/15	119.8	10	42	4.2	10	0
at Phi. (11/30)*	S	31	22	230	71.0	1	0	52	2/5	102.9	6	12	2.0	10	0
vs. NYG (12/6)	S	43	27	263	62.8	1	1	28t	5/47	78.0	7	45	6.4	19	0
vs. NYJ (12/13)*	S	27	21	206	77.8	4	1	20	0/0	122.6	1	-1	-1.0	-1	0
at Was. (12/20)*	S	27	18	121	66.7	1	1	15	0/0	73.2	6	52	8.7	38	0
vs. LAR (12/27)*	S	32	20	225	62.5	1	0	45	5/28	93.9	3	9	3.0	6	1
at S.F. (1/3)*	S	36	20	181	55.6	2	0	29	2/22	87.8	5	29	5.8	16	0
Season Totals	16/16	558	348	4,212	68.8	40	13	62	47/301	105.1	83	513	6.2	38	2
vs. LAR (1/9)§	S	27	11	174	40.7	2	1	51t	5/32	72.1	4	50	12.5	23	0
Postseason Totals	2/2	61	39	602	63.9	2	0	53t	6/19	107.4	16	109	12.5	22	0

§NFC Wild Card Game

2021 SEATTLE (7-10)		PASSING								RUSHING					
Opponent	P/S	Att.	Comp.	Yds.	Pct.	TD	INT	LG	S/Yds.	Rtg.	Att.	Yds.	Avg.	LG	TD
at Ind. (9/12)*	S	23	18	254	78.3	4	0	69t	3/13	152.3	5	9	1.8	11	0
vs. Ten. (9/19)	S	31	22	343	71.0	2	0	68t	3/23	128.8	3	16	5.3	12	0
at Min. (9/26)	S	32	23	298	71.9	1	0	39	2/15	111.2	3	7	2.3	4	0
at S.F. (10/3)*	S	23	16	149	69.6	2	0	28	3/20	116.0	4	26	6.5	16t	1
vs. LAR (10/7)	S	16	11	152	68.8	1	1	29	2/21	93.8	2	10	5.0	7	0
Games 6-8															
at G.B. (11/14)	S	40	20	161	50.0	0	2	28	3/28	39.7	5	32	6.4	12	0
vs. Ari. (11/21)	S	26	14	207	53.8	0	0	48	4/27	80.1	2	2	1.0	2	0
at Was. (11/29)	S	31	20	247	64.5	2	0	55	2/14	110.6	2	16	8.0	12	0
vs. S.F. (12/5)*	S	37	30	231	81.1	2	1	33	4/50	99.4	3	15	5.0	12	0
at Hou. (12/12)*	S	28	17	260	60.7	2	0	55t	0/0	115.2	2	8	4.0	8	0
at LAR (12/21)	S	31	17	156	54.8	0	1	34	3/22	55.3	0	0	—	—	0
vs. Chi. (12/26)	S	27	16	181	59.3	2	0	41t	2/20	104.1	2	13	6.5	10	0
vs. Det. (1/2)*	S	29	20	236	69.0	4	0	58	1/4	133.0	6	24	4.0	17	0
at Ari. (1/9)*	S	26	15	238	57.7	3	1	43t	1/9	110.7	4	5	1.3	4t	1
Season Totals	14/14	400	259	3,113	64.8	25	6	69t	33/266	103.1	43	183	4.3	17	2

2022 DENVER (5-12)		PASSING										RUSHING				
Opponent	P/S	Att.	Comp.	Yds.	Pct.	TD	INT	LG	S/Yds.	Rtg.	Att.	Yds.	Avg.	LG	TD	
at Sea. (9/12)	S	42	29	340	69.0	1	0	67t	2/10	101.3	1	2	2.0	2	0	
vs. Hou. (9/18)*	S	31	14	219	45.2	1	1	35	3/18	66.5	2	3	1.5	4	0	
vs. S.F. (9/25)*	S	33	20	184	60.6	0	0	34	4/24	75.8	6	17	2.8	12	0	
at L.V. (10/2)	S	25	17	237	68.0	2	0	55	3/23	124.9	4	29	7.3	13	1	
vs. Ind. (10/6)	S	39	21	274	53.8	0	2	51	4/24	54.9	4	22	5.5	18	0	
at LAC (10/17)	S	28	15	188	53.6	1	0	47	4/28	86.6	4	23	5.8	10	0	
vs. NYJ (10/23)										INACTIVE						
at Jac. (10/30)*	S	30	18	252	60.0	1	1	47	3/22	84.3	4	17	4.3	10	0	
at Ten. (11/13)	S	42	21	286	50.0	1	1	66t	6/38	70.1	7	8	1.1	9	0	
vs. L.V. (11/20)	S	31	24	247	77.4	0	0	32	3/21	99.8	1	8	8.0	8	0	
at Car. (11/27)	S	35	19	142	54.3	1	0	22	3/17	73.7	2	8	4.0	6	0	
at Bal. (12/4)	S	22	17	189	77.3	0	0	40	2/5	102.3	2	21	10.5	17	0	
vs. K.C. (12/11)	S	36	23	247	63.9	3	1	66t	6/49	100.1	4	57	14.3	19	0	
vs. Ari. (12/18)*										INACTIVE						
at LAR (12/25)	S	27	15	214	55.6	1	3	36	6/40	54.2	2	17	8.5	15	0	
at K.C. (1/1)	S	38	26	222	68.4	1	1	27	4/32	81.3	4	27	6.8	16t	1	
vs. LAC (1/8)*	S	24	13	283	54.2	3	1	57	2/17	118.6	8	18	2.3	6	0	
Season Totals	15/15	483	292	3,524	60.5	16	11	67t	55/368	84.4	55	277	5.0	19	3	

OTHER PLAYERS WITH PRO EXPERIENCE



DELONTE HOOD

13

CORNERBACK

5-11 • 192 • 1ST YR. • PERU STATE

BORN: Oct. 17, 2000, in Washington, D.C.

HIGH SCHOOL: Dunbar High School, Washington, D.C.

ACQUIRED: Free Agent, 2022



Delonte Hood is a first-year cornerback who competed on Denver's practice squad during Weeks 17-18 of the 2022 season... Also spent time with Cincinnati during training camp in 2022 after signing with the team as a college free agent on May 13, 2022... Was waived by Cincinnati on Aug. 30, 2022... Signed by Denver to its practice squad on Dec. 27, 2022... Signed by Denver to a future contract on Jan. 9, 2023... Played at Peru State College of the NAIA in 2021 after attending Toledo (2020) and Glenville State College (2018-19)... Played in 10 games at Peru State, posting 21 tackles (16 solo), seven passes defended, one interception and one blocked kick... Named Division II second-team All-American in 2019 after totaling 44 tackles (33 solo), 13 passes defended, eight interceptions and two sacks at Glenville State... Attended Dunbar High School in Washington, D.C.... Delonte (pronounced: deh-LAHN-tay) Hood was born on Oct 17, 2000 in Washington, D.C.



JORDAN JACKSON

90

DEFENSIVE LINEMAN

6-5 • 285 • 1ST YR. • AIR FORCE

BORN: Jan. 30, 1998, in Jacksonville, Fla.

HIGH SCHOOL: The Bolles School, Jacksonville, Fla.

ACQUIRED: Free Agent, 2023



Jordan Jackson is a first-year defensive lineman who spent the 2022 season competing on the Saints' practice squad... Signed with New Orleans as a sixth round draft pick (194th overall) in the 2022 NFL Draft on May 13, 2022... Waived by New Orleans on Aug. 30, 2022... Signed by New Orleans to its practice squad on Aug. 31, 2022... Signed by Denver to a future contract on Jan. 10, 2023... Played in 49 games (37 starts) at Air Force (2017-21), totaling 140 tackles (73 solo), 15.5 sacks (137 yds.), 29.5 tackles for loss, two forced fumbles and six passes defended... Left Air Force ranking second in program history in sack yardage... Started all 13 games in 2021, producing 41 tackles (24 solo), a career-high 7.5 sacks, one pass defended and a forced fumble to earn second-team All-Mountain West Conference honors... Played in 13 games (12 starts) in 2019, notching 38 tackles (16 solo), 3.5 sacks (26 yds.), two passes defended and four quarterback hurries... Was named All-Mountain West honorable mention in 2019... Named second-team All-Mountain West after starting all 12 games in 2018, recording 54 tackles (27 solo), 4.5 sacks and 12.5 tackles for loss... Prepped at The Bolles School in Jacksonville, Fla... Was named a two-time All-City selection and earned All-State honorable mention as a senior... Jordan Jackson was born on Jan. 30, 1998, in Jacksonville, Fla.



DEVON KEY

38

DEFENSIVE BACK

6-0 • 208 • 1ST YR. • WESTERN KENTUCKY

BORN: Oct. 28, 1997, in Lexington, Ky.

HIGH SCHOOL: Bryan Station High School, Lexington, Ky.

ACQUIRED: Free Agent, 2022



Devon Key is a first-year defensive back who has spent time competing on the Broncos (2022), Falcons (2022) and Chiefs (2021) practice squads... Entered the NFL as a college free agent with Kansas City on May 14, 2021... Waived by Kansas City on Aug. 30, 2021... Signed by Kansas City to its practice squad on Sept. 1, 2021... Signed by Kansas City to a future contract on Feb. 2, 2022... Waived by Kansas City on Aug. 30, 2022... Signed by Atlanta to its practice squad on Nov. 15, 2022... Released by Atlanta on Nov. 22, 2022... Signed by Denver to its practice squad on Dec. 20, 2022... Signed by Denver to a future contract on Jan. 9, 2023... Spent five years at Western Kentucky (2016-20), appearing in 50 games (49 starts) and compiling 350 tackles—most in the program since 2009—10 tackles for loss, six interceptions, 25 passes defended, one forced fumble and one fumble recovery... Named second-team All-Conference USA in 2020 after producing 92 tackles (55 solo), one interception, four passes defended and one forced fumble in 12 games... Attended Bryan Station High School in Lexington, Ky. and was named first-team All-State by the Associated Press and second-team All-State by *USA Today* in 2015 after totaling 31 receptions for 591 yards (19.1 avg.) with nine scores... Devon Key was born on Oct. 28, 1997 in Lexington, Ky.



HAGGAI CHISOM NDUBUISI 64

DEFENSIVE LINEMAN

6-6 • 298 • 1ST YR.

BORN: Oct. 14, 2000, in Lagos, Nigeria

HIGH SCHOOL: UpRise Academy, Ghana

ACQUIRED: Free Agent, 2023



Haggai Chisom Ndubuisi is a first-year defensive lineman who has previously spent time competing with the Arizona Cardinals during the 2022 season... Was allocated to join the Broncos as a part of the NFL's International Player Pathway Program on May 4, 2023... Played soccer and basketball growing up in Nigeria before discovering football on YouTube... Practiced on his own before joining the UpRise Academy in Ghana in 2021... Attended an NFL camp in London, during which he was invited to the NFL's International Player Pathway Program... Haggai Chisom Ndubuisi (pronounced: huh-GUY Chisom N-do-BUI-si) was born on Oct. 14, 2000 in Lagos, Nigeria.

DID YOU KNOW?

There have been 19 Broncos to play a game at the high school, college and NFL levels in Colorado. Running back Philip Lindsay in 2018 became first player from the Broncos Futures Football (middle school) program to sign an NFL contract.

PLAYERS TO PLAY IN HIGH SCHOOL, COLLEGE & NFL IN COLORADO

Player	High School	College	Yrs. w/Denver*
Gary Henson	East (Denver)	Colorado	1964
Mike Schnitker	Lakewood	Colorado	1969-74
Bobby Anderson	Boulder	Colorado	1970-73
Ed Smith	George Washington (Denver)	Colorado College	1973-75
Earlie Thomas	Annunciation (Denver)	Colorado State	1975
Larry Brunson	Cortez	Mesa State/Colorado	1980
Laval Short	Columbine (Littleton)	Colorado	1980
Rick Dennison	Rocky Mountain (Ft. Collins)	Colorado State	1982-90
Dave Logan	Wheat Ridge	Colorado	1984
Keli McGregor	Lakewood	Colorado State	1985
Tom Rouen	Heritage (Littleton)	Colorado	1993-2002
Jeff Campbell	Battle Mountain (Edwards)	Colorado	1994
Erik Pears	John F. Kennedy (Denver)	Colorado State	2006-08
Daniel Graham	Thomas Jefferson (Denver)	Colorado	2007-10
Tyler Polumbus	Cherry Creek (Greenwood Village)	Colorado	2008-09, '15
Joel Dreessen	Fort Morgan	Colorado State	2012-13
Ben Garland	Central (Grand Junction)	Air Force	2014
Phillip Lindsay	South (Denver)	Colorado	2018-pres.
Deyon Sizer	Eaglecrest (Centennial)	CSU-Pueblo	2019





MARVIN MIMS JR.

83

WIDE RECEIVER

5-11 • 184 • OKLAHOMA

BORN: March 19, 2002, in Frisco, Texas

HIGH SCHOOL: Lone Star High School, Frisco, Texas

DRAFTED: Second Round (63rd overall)

COLLEGE GAMES PLAYED/STARTED: 37/24

COLLEGE MAJOR: Finance



MIMS JR. AT A GLANCE:

- A wide receiver who appeared in 37 games (24 starts) at the University of Oklahoma (2020-22), recording 123 receptions for 2,398 yards (19.5 avg.) with 20 touchdowns.
- Rushed five times for 35 yards (7.0 avg.) and also returned 33 punts for 391 yards (11.8 avg.) and three kickoffs for 70 yards (23.3. avg.).
- Was named first-team All-Big 12 by the conference coaches and second-team All-Big 12 by the Associated Press in 2022 after leading the Sooners with 54 catches for 1,083 yards (20.1 avg.) with six scores in 13 games (12 starts).
- Started 11-of-13 games played in 2021, leading the team with 705 yards on 32 catches (22.0 avg.) with five touchdowns to earn All-Big 12 honorable mention accolades.
- Was named second-team All-Big 12 by the league's coaches and media after playing in 11 games (1 start) and leading the team with 610 yards on 37 receptions (16.5 avg.) with nine scores in 2020.
- Became the first Oklahoma wide receiver to earn FWAA Freshman All-America status and also received Freshman All-America honors from *The Athletic* and ESPN.
- Prepped at Lone Star High School in Frisco, Texas, where he became the Texas high school state record holder in career receiving yards (5,485) and single-season receiving yards (2,629).
- Selected by the Broncos in the second round (63rd overall) of the 2023 NFL Draft.



2022: Mims Jr. was named first-team All-Big 12 by the league's coaches and second-team All-Big 12 by the Associated Press after playing in 13 games (12 starts)... Led the team with 54 receptions for 1,083 yards (20.1 avg.) with six touchdowns... Led the conference in yards per reception while also ranking second in receiving yards and receiving yards per game (83.3)... Also returned 10 punts for 160 yards (16.0 avg.)... Had a team-high 77 yards on two catches (38.5 avg.) in the Cheez-It Bowl vs. Florida State (12/29).

2021: Mims Jr. started 11-of-13 games played, leading the team with 705 yards on 32 catches (22.0 avg.) with five touchdowns to earn All-Big 12 honorable mention accolades... Led the conference and ranked fourth in the nation in yards per reception... Also returned 10 punts for 69 yards (6.9 avg.) and two kickoffs for 51 yards (25.5 avg.)... Caught two passes for 57 yards in the Sooners' Alamo Bowl win vs. Oregon (12/29).


2020: Mims Jr. became the first Oklahoma wide receiver to earn FWAA Freshman All-America status and also received Freshman All-American honors from *The Athletic* and ESPN... Was named second-team All-Big 12 by the league's coaches and media after playing in 11 games (1 start) and leading the team with 610 yards on 37 receptions (16.5 avg.) with nine scores... His nine receiving scores were a Big 12 true freshman record... Also ranked eighth nationally with a 12.5 punt return average (162 yards on 13 returns)... Made his college debut vs. Missouri State (9/12), totaling three catches for 80 yards (26.7 avg.) with one touchdown... Helped lead Oklahoma to a Big 12 Championship, receiving seven passes for 101 yards (14.4 avg.) with one score vs. Iowa State (12/19)... Caught a 27-yard touchdown pass vs. Florida in the Cotton Bowl (12/30).

HIGH SCHOOL: Mims Jr. was the Texas high school state record holder in career receiving yards (5,485) and single-season receiving yards (2,629)... Also recorded 32 touchdowns on 117 catches during his senior season at Lone Star High School in Frisco, Texas... Produced over 5,400 receiving yards and more than 60 touchdowns during his high school career.

PERSONAL: Mims Jr. was a finance major at the University of Oklahoma... Marvin Mims Jr. was born on March 19, 2002, in Frisco, Texas.

MIMS JR'S COLLEGIATE RECORD — OKLAHOMA

Year	School	G	S	RECEIVING					RUSHING					SCORING					
				No.	Yds.	Avg.	LG	TD	No.	Yds.	Avg.	LG	TD	TD	TDru	TDre	TDrt	2pt	Pts.
2020	Oklahoma	11	1	37	610	16.5	61	9	2	17	8.5	17	0	9	0	9	0	0	54
2021	Oklahoma	13	11	32	705	22.0	67	5	1	15	15.0	15	0	5	0	5	0	0	30
2022	Oklahoma	13	12	54	1,083	20.1	77	6	2	3	1.5	4	0	6	0	6	0	0	36
CAREER TOTALS		37	24	123	2,398	19.5	77	20	5	35	7.0	17	0	20	0	20	0	0	120



DREW SANDERS

41

INSIDE LINEBACKER

6-5 • 233 • ARKANSAS

BORN: Dec. 31, 2000, in Denton, Texas

HIGH SCHOOL: Ryan High School, Denton, Texas

DRAFTED: Third Round (67th overall)

COLLEGE GAMES PLAYED/STARTED: 36/15

COLLEGE MAJOR: Finance



SANDERS AT A GLANCE:

- An inside linebacker who appeared in 36 career games (15 starts) over three seasons at the University of Alabama (2020-21) and the University of Arkansas (2022).
- Totaled 136 tackles (56 solo), 10.5 sacks (52 yds.), one interception (13 yds.), eight passes defended, three forced fumbles and one fumble recovery during his career.
- Was second in the SEC and 15th in the country in sacks (9.5) in 2022 while also making 103 tackles (40 solo), 13.5 tackles for loss, one interception (13 yds.), six passes defended, three forced fumbles and one fumble recovery.
- Became the first Arkansas linebacker to earn first-team All-America honors from the Associated Press since 1964.
- Played in 12 games (3 starts) at Alabama in 2021, totaling 24 tackles (12 solo), 2.5 tackles for loss, one sack (7 yds.) and two pass breakups to help the Crimson Tide win the SEC Championship.
- Made nine tackles (4 solo) and saw time on special teams in 12 games as a freshman with Alabama in 2020.
- Attended Ryan High School in Denton, Texas, where he was selected to the Under Armour All-America Game and was a 2019 Landry Player of the Year finalist.
- Made 119 tackles, including 10 tackles for loss, eight sacks and three interceptions, two of which were returned for scores, in 2018 to earn SportsDayHS Utility Player of the Year honors.
- Selected by the Broncos in the third round (67th overall) of the 2023 NFL Draft.



2022: Sanders was a unanimous All-America selection at Arkansas and became the first Arkansas linebacker to earn first-team All-America honors from the Associated Press since 1964... Was also named first-team All-SEC by the AP and league's coaches... Ranked second in the conference and 15th in the nation with 9.5 sacks (45 yds.) along with 103 tackles (40 solo), 13.5 tackles for loss, one interception (13 yds.), six passes defended, three forced fumbles and one fumble recovery.

2021: Sanders played in 12 games (3 starts) at Alabama, totaling 24 tackles (12 solo), 2.5 tackles for loss, one sack (7 yds.) and two passes defended... Made his first career start with the Crimson Tide vs. Mercer (9/11), breaking up two passes and made two tackles... Tallied his first career sack along with two tackles vs. New Mexico State (11/13)... Helped Alabama win the SEC Championship vs. Georgia (12/4) to reach the national championship game.

2020: Sanders made nine tackles (4 solo) and saw time on special teams in 12 games as a freshman with Alabama... Made his collegiate debut at Missouri (9/26), recording one unassisted tackle... Earned special teams player of the week honors by Alabama's coaching staff for his play at Tennessee (10/24) and at Arkansas (12/12).

HIGH SCHOOL: Sanders attended Ryan High School in Denton, Texas, where he was selected to the Under Armour All-America Game... Was also named a 2019 Landry Player of the Year finalist, which goes to the top high school football player in North Texas... Named the 2018 SportsDayHS Utility Player of the Year after making 119 tackles, including 10 tackles for loss, eight sacks and three interceptions, two of which were returned for scores.

PERSONAL: Sanders majored in Finance at the University of Arkansas... Drew Sanders was born on Dec. 31, 2000, in Denton, Texas.

SANDERS' COLLEGIATE RECORD — ALABAMA / ARKANSAS

Year	School	G	S	UT	A	TT	S-Yds.	I-Yds.	PD	FF	FR	TD-Int.	TD-FR	S	Pts.
2020	Alabama	12	0	4	5	9	0-0	0-0	0	0	0	0	0	0	0
2021	Alabama	12	3	12	12	24	1-7	0-0	2	0	0	0	0	0	0
2022	Arkansas	12	12	40	63	103	9.5-45	1-13	6	3	1	0	0	0	0
CAREER TOTALS		36	15	56	80	136	10.5-52	1-13	8	3	1	0	0	0	0



RILEY MOSS

37

CORNERBACK



6-1 • 193 • IOWA

BORN: March 3, 2000, in Ankeny, Iowa

HIGH SCHOOL: Centennial High School, Ankeny, Iowa

DRAFTED: Third Round (83rd overall)

COLLEGE GAMES PLAYED/STARTED: 54/40

COLLEGE MAJOR: Sports and Recreation Management

MOSS AT A GLANCE:

- A cornerback who appeared in 54 career games (40 starts) over five seasons (2018-22) at the University of Iowa.
- Recorded 158 tackles (123 solo), 11 interceptions (239 yds., 3 TDs), 37 passes defended, two forced fumbles and one fumble recovery during his collegiate career.
- Recorded 47 tackles (31 solo), one interception, 12 passes defended and two forced fumbles in 13 starts in 2022, being named second-team All-Big Ten by the Associated Press.
- Produced 39 tackles (34 solo), four interceptions (85 yds., 2 TDs), nine passes defended and one fumble recovery to earn third-team All-America honors by the Associated Press and first-team All-Big Ten in 2021.
- Was named All-Big Ten honorable mention by the league's coaches and media in 2020 after making 43 tackles (33 solo), two interceptions (111 yds, 1 TD) and six passes defended in eight starts.
- Appeared in 13 games (6 starts) in 2018, totaling 24 tackles (20 solo), two interceptions (36 yds.) and five passes defended.
- Attended Centennial High School in Ankeny, Iowa, where he recorded 29 tackles and one interception as a senior along with 14 kickoff returns for 358 yards (25.6 avg.) with one touchdown and 24 punt returns for 347 yards (14.5 avg.) with one touchdown.
- Selected by the Broncos in the third round (83rd overall) of the 2023 NFL Draft.



2022: Moss earned first-team All-Big Ten accolades by the league's coaches and second-team All-Big Ten by the media and Associated Press after producing 47 tackles (31 solo), one interception, 12 passes defended and two forced fumbles in 13 starts... Had one tackle and one pass defended in Iowa's 21-0 win vs. Kentucky at the Music City Bowl (12/31).

2021: Moss started all 11 games, racking up 39 tackles (34 solo), four interceptions (85 yds., 2 TDs), nine passes defended and one fumble recovery to earn third-team All-America and first-team All-Big Ten honors by the Associated Press... Was named Big Ten Conference Defensive Player of the Week after picking off two passes and returning them for scores vs. Indiana (9/4).

2020: Moss was named All-Big Ten honorable mention by the league's coaches and media after starting all eight games at cornerback... Made 43 tackles (33 solo), two interceptions (111 yds, 1 TD) and six passes defended... Recorded a career-high nine tackles (7 solo) vs. Northwestern (10/31).

2019: Moss played in nine games (2 starts), totaling five solo tackles, two interceptions (7 yds.) and five passes defended... Missed four games due to injury.

2018: Moss made appearances in all 13 games (6 starts), totaling 24 tackles (20 solo), two interceptions (36 yds.) and five passes defended... Made his collegiate debut vs. Northern Illinois (9/1)... Was named Big 10 Conference Freshman of the Week after making five tackles (4 solo) and picking off two passes at Minnesota (10/6).

HIGH SCHOOL: Moss attended Centennial High School in Ankeny, Iowa, where he was first-team Class 4A All-State and All-District, named to the *Des Moines Register* Elite All-State team and was a finalist for the State of Iowa Male Athlete of the Year as a senior... Was a two-time letter winner in football as a defensive back, wide receiver and return specialist... Also lettered in track as a sprinter and hurdler.

PERSONAL: Moss earned his bachelor's degree in sports and recreation management from the University of Iowa... Riley Moss was born on March 3, 2000, in Ankeny, Iowa.

MOSS' COLLEGIATE RECORD — IOWA

Year	School	G	S	UT	A	TT	S-Yds.	I-Yds.	PD	FF	FR	TD-Int.	TD-FR	S	Pts.
2018	Iowa	13	6	20	4	24	0-0	2-36	5	0	0	0	0	0	0
2019	Iowa	9	2	5	0	5	0-0	2-7	5	0	0	0	0	0	0
2020	Iowa	8	8	33	10	43	0-0	2-111	6	0	0	1	0	0	6
2021	Iowa	11	11	34	5	39	0-0	4-85	9	0	1	2	0	0	12
2022	Iowa	13	13	31	16	47	0-0	1-0	12	2	0	0	0	0	0
CAREER TOTALS		54	40	123	35	158	0-0	11-239	37	2	1	3	0	0	18



JL SKINNER

46

SAFETY



6-4 • 220 • BOISE STATE

BORN: April 16, 2001, in San Diego

HIGH SCHOOL: Point Loma High School, San Diego

DRAFTED: Sixth Round (183rd overall)

COLLEGE GAMES PLAYED/STARTED: 44/31

COLLEGE MAJOR: Psychology

SKINNER AT A GLANCE:

- A safety who started 31-of-44 games played at Boise State University from 2019-22, posting 208 tackles (133 solo), seven interceptions (50 yds.), 20 passes defended, two forced fumbles and three fumble recoveries.
- Was named first-team All-Mountain West in 2022 after making 65 tackles (36 solo), four interceptions (30 yds.) and eight passes defended in 12 starts.
- Started all 12 games in 2021, recording 92 tackles (66 solo), two interceptions (-1 yds.), seven passes defended, two forced fumbles and three fumble recoveries to earn All-Mountain West second team honors.
- Started all six games he played in during the 2020 season, totaling 37 tackles (24 solo), one interception (21 yds.) and two passes defended.
- Played in 14 games (1 start) as a freshman in 2019, producing 14 tackles (7 solo), 0.5 TFLs and three passes defended.
- Prepped at Point Loma High School in San Diego, where he was named first-team All-CIF San Diego Section as a senior and All-CIF San Diego Section and first-team All-Western League as a junior.
- Selected by the Broncos in the sixth round (183rd overall) of the 2023 NFL Draft.



2022: Skinner was named first-team All-Mountain West after producing 65 tackles (36 solo), four interceptions (30 yds.) and eight passes defended in 12 starts... Tied a career-high 13 tackles (2 solo) at UTEP (9/23)... Was named Mountain West Defensive Player of the Week after totaling two interceptions (3 yds.) and five tackles (3 solo) at Wyoming (11/19) to help the Broncos clinch the Mountain Division.

2021: Skinner earned All-Mountain West second team honors after starting all 12 games, recording 92 tackles (66 solo), two interceptions (-1 yds.), seven passes defended, two forced fumbles and three fumble recoveries... Led the team in tackles, solo tackles and fumble recoveries while he tied for the second most forced fumbles... Set a career-high 13 tackles (9 solo) at UCF (9/2)... Made nine tackles (7 solo) and forced two fumbles vs. UTEP (9/10)... Tied his career-high of 13 tackles (11 solo) at Utah State (9/25)... Intercepted his first pass of the season at Fresno State (11/6).

2020: Skinner started all six games he appeared in, totaling 37 tackles (24 solo), one interception (21 yds.) and two passes defended... Tallied seven tackles (3 solo) and made his first career interception, which he returned 21 yards, vs. BYU (11/6).

2019: Skinner played in 14 games (1 start), producing 14 tackles (7 solo), 0.5 TFLs and three passes defended... Made his college debut at Florida State (8/31)... Recorded his first career pass defended vs. Wyoming (11/9).

HIGH SCHOOL: Skinner attended Point Loma High School in San Diego, Calif., where he earned first-team All-CIF San Diego Section as a senior, leading the team to the CIF San Diego Section Division II quarterfinals... Named All-CIF San Diego Section and first-team All-Western League as a junior after recording 33 tackles and one interception... Lettered in football, basketball and track and field.

PERSONAL: Skinner majored in psychology at Boise State University... JL Skinner was born on April 16, 2001, in San Diego.

SKINNER'S COLLEGIATE RECORD — BOISE STATE

Year	School	G	S	UT	A	TT	S-Yds.	I-Yds.	PD	FF	FR	TD-Int.	TD-FR	S	Pts.
2019	Boise State	14	1	7	7	14	0-0	0-0	3	0	0	0	0	0	0
2020	Boise State	6	6	24	13	37	0-0	1-21	2	0	0	0	0	0	0
2021	Boise State	12	12	66	26	92	0-0	2-1	7	2	3	0	0	0	0
2022	Boise State	12	12	36	29	65	0-0	4-30	8	0	0	0	0	0	0
CAREER TOTALS		44	31	133	75	208	0-0	7-50	20	2	3	0	0	0	0



ALEX FORSYTH

76

CENTER



6-4 • 312 • OREGON

BORN: Feb. 13, 1999, in West Linn, Ore.

HIGH SCHOOL: West Linn (Ore.) High School

DRAFTED: Seventh Round (257th overall)

COLLEGE GAMES PLAYED/STARTED: 39/28

COLLEGE MAJOR: Advertising

FORSYTH AT A GLANCE:

- A center who started 28-of-39 games played at the University of Oregon from 2018-22, making appearances at center, left guard, right guard and right tackle.
- Started 12 games in 2022, earning first-team All-Pac-12 honors by the league's coaches and became the first Oregon offensive lineman to be named a FWAA All-American since 2019.
- Selected second-team All-Pac-12 by the conference coaches for the second straight season in 2021 after appearing in 10 games (9 starts) at center.
- Named to the All-Pac-12 second team by the league's coaches after starting all seven games he appeared in at center during the 2020 season.
- Saw action in five games in each of the 2018 and '19 seasons, making appearances at left guard, right guard and right tackle.
- Attended West Linn (Ore.) High School, where he was named first-team 6A All-State and helped the Lions to an undefeated season as a senior.
- Named first-team 6A All-State and first-team All-Three Rivers League as a junior to help West Linn to a state runner-up finish.
- Selected by the Broncos in the seventh round (257th overall) of the 2023 NFL Draft.



2022: Forsyth started 12 games at center, earning first-team All-Pac-12 accolades by the league's coaches and second-team All-Pac-12 by the Associated Press... Became the first Oregon offensive lineman to be named a FWAA All-American since 2019... Earned Pac-12 Offensive Lineman of the Week vs. UCLA (10/22).

2021: Forsyth was named second-team All-Pac-12 for the second year in a row by the league's coaches after playing in 10 games (9 starts) at center... Was named Pac-12 Offensive Lineman of the Week after helping the Ducks to an upset win at Ohio State (9/11).

2020: Forsyth earned second-team All-Pac-12 honors after starting all seven games at center... Led the team with 440 offensive snaps and allowed only one sack and four pressures on 231 pass-blocking downs.

2019: Forsyth appeared in five games at left guard, right guard and right tackle, totaling 47 snaps.

2018: Forsyth played in five games after redshirting his freshman season, totaling 44 snaps at left guard, right guard and right tackle.

HIGH SCHOOL: Forsyth attended West Linn (Ore.) High School, where he was a key contributor to the program's success during his final two seasons there... As a senior, he helped the Lions to an undefeated record and state title while earning first-team 6A All-State honors... Paved the way for an offense that averaged 507.7 yards per game and 203.1 rushing yards per game during that senior season... Also named first-team 6A All-State as a junior, helping the Lions to a state runner-up finish.

PERSONAL: Forsyth majored in advertising at the University of Oregon... Alex Forsyth was born on Feb. 13, 1999, in West Linn, Ore.

FORSYTH'S COLLEGIATE RECORD — OREGON

Year	School	G	S
2018	Oregon	5	0
2019	Oregon	5	0
2020	Oregon	7	7
2021	Oregon	10	9
2022	Oregon	12	12
CAREER TOTALS		39	28

COLLEGE FREE AGENTS

45 NATE ADKINS
6-3 • 252 • SOUTH CAROLINA

TIGHT END

Nate Adkins is a rookie tight end from the University of South Carolina who appeared in 56 games (37 starts) between the Gamecocks (2022) and East Tennessee State (2018-21)... Recorded 86 catches for 917 yards (10.7 avg.) with four touchdowns during his career... In his lone season with South Carolina, started 9-of-13 games, totaling 13 receptions for 168 yards (12.9 avg.) and also rushed one time for one yard... Earned second-team All-SoCon honors in 2021 after starting 11-of-13 games for East Tennessee State University, totaling 33 receptions for 357 yards (10.2 avg.) with one touchdown... Helped the Buccaneers rank in the Top-10 in the FCS as a senior... Appeared in six games (4 starts) in 2020, producing 10 catches for 101 yards (10.1 avg.) to earn first-team All-SoCon honors for the second consecutive season... Was voted All-SoCon first team in 2019 after starting all 12 games played and catching 25 passes for 241 yards (9.6 avg.) with two touchdowns... Attended Bearden High School in Knoxville, Tenn., where he was a three-time all-conference selection... Totaled 76 tackles, 14 tackles for loss, six sacks and one fumble recovery as a senior... Also played offensive tackle... Also lettered in baseball, where he was named all-conference once... Nate Adkins was born on July 9, 1999.

57 SETH BENSON
6-0 • 232 • IOWA

INSIDE LINEBACKER

Seth Benson is a rookie inside linebacker from the University of Iowa who started 34-of-50 games played during his five seasons with the Hawkeyes (2018-22)... Totaled 258 tackles (127 solo), five sacks (42 yds.), five passes defended and two interceptions (6 yds.)... Started all 13 games played and was named second-team All-Big 10 in 2022, producing 95 tackles (41 solo), one sack (5 yds.), one interception and one pass defended... Appeared and started in all 14 games in 2021, racking up a career-high 105 tackles (54 solo), two sacks (17 yds.), a career-high four passes defended and one interception (6 yds.) to earn All-Big 10 honorable mention accolades... Earned honorable mention All-Big 10 honors in 2020 after starting all seven games played for the Hawkeyes, making 47 tackles (26 solo) and also registered two sacks (20 yds.)... Was named South Dakota Gatorade Player of the Year during his senior season at Washington High School in Sioux Falls, S.D.... Also earned first-team elite all-state and first-team all-conference honors as a senior and junior... Played linebacker, quarterback and running back for the Warriors, helping the program to three state titles and a 35-1 three-year record... Ranked fourth all-time in school history with 236 career tackles... Also lettered in basketball, track and baseball... Seth Benson was born July 27, 1999.

66 HENRY BYRD
6-5 • 310 • PRINCETON

GUARD

Henry Byrd is a rookie guard from Princeton University who started 31-of-40 games that he appeared in during his four-year career (2018-19, '21-22)... Was named first-team All-Ivy and All-ECAC in 2022 after starting all nine games he played to help the Tigers post the Ivy League's best passing offense (274.2 ypg) and second-best scoring offense (27.8 ppg)... Started all 10 games on an offensive line in 2021 that paved the way for the Ivy League's top scoring offense (33.4 ppg), second-best passing offense (265.5 ypg) and third-best total offense (392.4 ypg) to earn first-team All-Ivy... Selected second-team All-Ivy in 2019 after starting all 10 games on the offensive line... Helped Princeton to an outright Ivy League title and its first perfect season since 1964 as a freshman in 2018 after playing in 10 games (1 start) and winning the Donald B. Lourie Award as the top offensive freshman... Was an all-region and all-mid-state honoree on both the offensive and defensive lines at Ensworth High School in Nashville, Tennessee... Also lettered in lacrosse and basketball, earning all-region honors in lacrosse... Was a National Football Foundation Student-Athlete Award recipient... Henry Byrd was born on July 1, 1999.

28 ART GREEN
6-2 • 200 • HOUSTON

CORNERBACK

Art Green is a rookie cornerback from the University of Houston who played three seasons with the Cougars (2020-22), appearing in 34 games (15 starts)... Made 76 tackles (59 solo), three tackles for loss (10 yds.), 15 passes defended and three interceptions (65 yds.)... Was named second-team All-AAC in 2022 after playing in 12 games (11 starts), totaling 49 tackles (38 solo), 10 passes defended and two interceptions (65 yds.)... Was also named the Independence Bowl Defensive MVP for his nine-tackle performance against Louisiana-Lafayette (12/23)... Played in 14 games in 2021, producing 17 tackles (13 solo), three passes defended and one interception... Played in eight games during his freshman year, totaling 10 tackles (8 solo) and two passes defended... Prior to arriving at Houston, played two years at Hutchinson (Kan.) Community College, logging 18 games and recording 32 tackles, 11 passes defended and eight interceptions... Had a team-high six interceptions along with six passes defended and 19 tackles during his freshman season at Hutchinson... Attended Parkway Central High School in Chesterfield, Mo... Art Green was born on April 29, 2000.

13 TAYLOR GRIMES
5-11 • 188 • INCARNATE WORD50 **WIDE RECEIVER**

Taylor Grimes is a rookie wide receiver from the University of the Incarnate Word who played in 26 games (25 starts) in two seasons (2021-22) and recorded 170 catches for 2,366 yards (13.9 avg.) with 30 touchdowns... Also rushed for one touchdown on two attempts... Named second-team All-America and SLC All-Conference first team in 2022 after catching 83 passes for 1,221 yards (14.7 avg.) with 15 touchdowns... Led the team in receptions (87), receiving yards (1,145) and touchdowns (16) to earn second-team All-America honors and Southland Conference Newcomer of the Year in 2021... His 1,145 receiving yards and 15 receiving scores set a single season school record and also broke single game records in receiving touchdowns (4), receiving yards (193) and receptions (12)... Prior to joining Incarnate Word, spent three seasons at Illinois State (2018-20), where he totaled 21 catches for 394 yards (18.8 avg.) with two touchdowns... Attended Godley (Texas) High School... Was named district and county MVP and second-team all-state after totaling 64 receptions for 1,350 yards (21.1 avg.) along with 96 rushes for 750 yards (7.8 avg.) with a combined 34 touchdowns as a senior... Was named first-team all-district and all-country while also earning all-state honorable mention accolades as a junior after receiving 52 passes for 770 yards (14.8 avg.)... Also posted 450 yards on 51 rushes (8.8 avg.) for a combined 18 scores... Also played baseball and track... Taylor Grimes was born on March 26, 2000.

52 MARCUS HAYNES
6-4 • 240 • OLD DOMINION50 **OUTSIDE LINEBACKER**

Marcus Haynes is a rookie outside linebacker from Old Dominion University who started 21-of-49 games played in four seasons (2018-19, '21-22)... Finished his career with 102 tackles (55 solo), 15 sacks (100 yds.), four forced fumbles, one fumble recovery and five passes defended... Started all 12 games in 2022, setting a career-high 47 tackles (21 solo), a team-high four sacks (31 yds.), one forced fumble and three passes defended... Played in 13 games (6 starts) during his junior season and tallied 27 tackles (13 solo), a team-high and career-best 5.5 sacks (39 solo), two passes defended and one forced fumble... Had a career-high two forced fumbles, one fumble recovery, 3.5 sacks (23 yds.) and 21 tackles (14 solo) in 12 games (3 starts) 2019... Played all 12 games his redshirt freshman season, registering seven solo tackles and two sacks (7 yds.)... Attended Bowie (Md.) High School, where he caught 43 passes and had 12 touchdowns as a senior... Also posted six tackles, 4.5 tackles for loss and three sacks in his final game... Marcus Haynes was born on April 7, 1998.

59 THOMAS INCOOM
6-4 • 265 • CENTRAL MICHIGAN50 **OUTSIDE LINEBACKER**

Thomas Incoom is a rookie outside linebacker from Central Michigan University who played in 25 games (14 starts) in two seasons with the Chippewas (2021-22)... Totaled 84 tackles (47 solo), 15.5 sacks (116 yds.), one forced fumble and two fumble recoveries with Central Michigan... Started all 12 games played in 2022 and was named first-team All-Mid-American Conference after totaling 56 tackles (31 solo), 11.5 sacks (72 yds.), one forced fumble and two fumble recoveries... Ranked fourth in the nation and second in the MAC in sacks while ranking seventh in the country and second in the conference in tackles for loss (19)... Prior to his two seasons at Central Michigan, played two years at Valdosta State (2018-19)... Appeared in 25 games (12 starts) with the Blazers and tallied 61 tackles (22 solo), 13 sacks (101 yds.), four forced fumbles, one fumble recovery and two passes defended... Started 9-of-11 games in 2019 and was named first-team All-Gulf South Conference after making 33 tackles (15 solo), 9.5 sacks (68 yds.), four forced fumbles, one fumble recovery and two passes defended... Ranked 16th in the nation and second in the conference in sacks per game (0.86)... Attended Stone Mountain (Ga.) High School... Thomas Incoom was born on Feb. 19, 1999.

71 DEMONTREY JACOBS
6-6 • 315 • SOUTH FLORIDA50 **TACKLE**

Demontrey Jacobs is a rookie tackle from the University of South Florida who made appearances in 31 games (25 starts) in three seasons with the Bulls (2020-22)... Started all 12 games played in his final season in 2022, helping block for an offense that ranked third in the American Athletic Conference in rushing (197.9 ypg)... Was part of the offensive line that blocked for running back Brian Battie, who became just the sixth USF player to post 1,000 rushing yards in a season... Started 12 games at right tackle in 2021 for the Bulls, helping lead an offense that set a school record for single-game rushing yards with 412 vs. Temple (10/23)... Started one-of-seven appearances in his first season at South Florida... Prior to his stint with the Bulls, played three seasons at Grambling State University (2017-19), starting all 22 games he appeared in for the Tigers... Was originally recruited as a defensive lineman but changed to offensive line prior to his sophomore season... Attended East Ascension High School in Gonzales, La... Demontrey (pronounced: duh-MON-tray) Jacobs was born on Nov. 22, 1998.

38 JALEEL MCLAUGHLIN
5-9 • 183 • YOUNGSTOWN STATE

RUNNING BACK

Jaleel McLaughlin is a rookie running back from Youngstown State where he totaled 3,424 yards on 536 carries (6.4 avg.) with 30 touchdowns in 28 games (16 starts) during his three seasons (2020-22) with the Penguins... Also caught 44 passes for 500 yards (11.4 avg.) with two touchdowns... Had the third-most rushing yards (1,588) in FCS on 227 rushing attempts (7.0 avg.) with 13 scores to earn first-team All-America and MVFC Offensive Player of the Year honors in 2022... Selected third-team All-America and first-team All-Missouri Valley Football Conference after totaling 1,139 yards on 175 carries (6.5 avg.) with 12 touchdowns in 10 starts in 2021... Was named second-team All-Missouri Valley and to the MVFC All-Newcomer Team in his first year with the Penguins after rushing 133 times for 691 yards (5.2 avg.) with five scores... Played two seasons at Notre Dame College (2018-19) prior to arriving at Youngstown State, where he started 27-of-28 games played and racked up 4,737 yards on 723 rushing attempts (6.6 avg.) with 48 scores... Led NCAA DII in all-purpose yards (2,526), rushing yards (2,316), total touchdowns (33) and scoring (198) in 14 starts in 2019... Led the country in all-purpose yards (2,699) and rushing yards (2,421) in 14 games (13 starts) in 2018... Attended Forest Hills High School in Marshville, N.C. where he recorded 2,129 rushing yards on 269 carries (7.9 avg.) with 29 scores in his final two seasons... Was a member of a state championship basketball team and won two state titles in track and field... Was the 2A State Championship in the 200 meters and 400 meters in 2018... Was also part of the 4x100 and 4x200 state championship relay teams... Jaleel McLaughlin was born on Sept. 13, 2000.

97 PJ MUSTIPHER
6-4 • 318 • PENN STATE

DEFENSIVE TACKLE

PJ Mustipher is a rookie defensive tackle who played five seasons at Penn State (2018-22), playing in 53 games (29 starts) and totaling 145 tackles (68 solo), three sacks (24 yds.), one pass defended and two forced fumbles... Named second-team All-Big Ten after starting all 13 games played as a senior, finishing with 38 tackles (19 solo), including a tackle for loss and quarterback hurry... Earned All-Big Ten first team honors from the Associated Press after starting six games in 2021, finishing with 21 tackles (16 solo) and one sack (9 yds.)... Finished the 2020 season with 35 tackles (12 solo), one sack (6 yds.) and one pass defended to earn All-Big Ten honorable mention accolades... Attended the McDonogh School in Owings Mills, Md., where he was a two-time captain, four-time all-conference honoree and named to the first-team All-USA Maryland Football Team by *USA Today* as a senior... Garnered all-state and all-region honors as a junior and senior while also receiving Maryland Private School all-State first team accolades as a sophomore and junior... Named to the *Baltimore Sun* All-Metro first team as a junior... Finished his career with 150 tackles, 45 sacks, six passes defended, two forced fumbles and four fumble recoveries... Also lettered in wrestling, where he was a two-time All-American... PJ Mustipher was born on Nov. 10, 1999

63 ALEX PALCZEWSKI
6-6 • 315 • ILLINOIS

TACKLE

Alex Palczewski is a rookie tackle from the University of Illinois who started all 65 games played in six seasons (2017-22)... Made 49 starts at tackle and 16 starts at guard during his career... Earned third-team All-America honors from the Associated Press as well as second-team All-Big Ten after starting all 13 games at right tackle in 2022... Did not allow a sack in the season... Started all 12 games (seven at tackle, five at guard) in 2021 to earn All-Big Ten honorable mention accolades... Made four starts at right tackle in 2020 and missed the last four games due to injury... Named All-Big Ten third team in 2019 after starting 13 games at right tackle... Started 12 games at right tackle in 2018 to earn All-Big Ten honorable mention accolades... Was named *BTN.com* All-Freshman team honorable mention in 2017 after starting the final 11 games of the season at guard... Attended Prospect High School in Mt. Prospect, Ill., where he earned Mid-Suburban League East All-Conference honors... Also wrestled, played water polo and was on the track and field team... Alex Palczewski (pronounced: pal-CHESS-key) was born on Aug. 3, 1999.

BRONCOS COLLEGE FREE AGENT HISTORY

At least one rookie college free agent has made the Broncos' active roster out of training camp in 18 of the last 19 years.

Wide Receiver Jalen Virgil made Denver's Week 1 roster in 2022 to become the 26th rookie college free agent to make the team out of training camp since 1997.

Included in Denver's key CFA signings are three Pro Bowl players: Cornerback Chris Harris Jr. (2011) from the University of Kansas, running back C.J. Anderson (2013) from the University of California and running back Phillip Lindsay (2018) from the University of Colorado.



BRONCOS BREAKDOWN BY POSITION

Players listed alphabetically

(as of June 26, 2023)

OFFENSE

QUARTERBACK

Ben DiNucci
Jarrett Guarantano
Jarrett Stidham
Russell Wilson

RUNNING BACK

Tyler Badie
Michael Burton
Tony Jones Jr.
Jaleel McLaughlin
Samaje Perine
Javonte Williams

TIGHT END

Nate Adkins
Greg Dulcich
Tommy Hudson
Chris Manhertz
Albert Okwuegbunam
Adam Trautman

WIDE RECEIVER

Marquez Callaway
Taylor Grimes
KJ Hamler
Kendall Hinton
Lil'Jordan Humphrey
Jerry Jeudy
Brandon Johnson
Marvin Mims Jr.
Tim Patrick
Courtland Sutton
Jalen Virgil
Montrell Washington

OFFENSIVE LINE

Quinn Bailey
Garett Bolles
Henry Byrd
Lloyd Cushenberry III
Christian DiLauro
Cam Fleming
Alex Forsyth
Kyle Fuller
Demontrey Jacobs
Mike McGlinchey
Quinn Meinerz
Alex Palczewski
Ben Powers
Isaiah Prince
Will Sherman
Luke Wattenberg

DEFENSE

DEFENSIVE LINE

Zach Allen
Elijah Garcia
Jonathan Harris
Matt Henningsen
Jordan Jackson
D.J. Jones
Tyler Lancaster
PJ Mustipher
Haggai Chisom Ndubuisi
Mike Purcell
Eyioma Uwazurike

LINEBACKER

Christopher Allen
Seth Benson
Nik Bonitto
Baron Browning
Frank Clark
Jonathon Cooper
Randy Gregory
Jonas Griffith
Marcus Haynes
Thomas Incoom
Josey Jewell
Aaron Patrick
Drew Sanders
Alex Singleton
Justin Strnad
Ray Wilborn

CORNERBACK

Essang Bassey
Art Green
Faion Hicks
Delonte Hood
Devon Key
Damarri Mathis
Ja'Quan McMillian
Riley Moss
Tremon Smith
Pat Surtain II
K'Waun Williams

SAFETY

Kareem Jackson
P.J. Locke
Justin Simmons
JL Skinner
Caden Sterns
Delarrin Turner-Yell

SPECIAL TEAMS

PLACE KICKER

Elliott Fry

PUNTER

Riley Dixon

SNAPPER

Mitchell Fraboni

Rookies and first-year players are displayed in italics
Position assignments are tentative as of June 26, 2023.

PRONUNCIATION GUIDE

Tyler Badie (BAY-dee)	Damarri Mathis (DUH-mar-EE)	Eyioma Uwazurike (en-YO-mah oo-WAZ-zur-EE-kay)
Essang Bassey (EE-sang BASS-ee)	Ja'Quan McMillian (juh-QUAN)	Javonte Williams (juh-VON-tay)
Garett Bolles (BOWLS)	Quinn Meinerz (minors)	K'Waun Williams (kay-WAHN)
Marquez Callaway (mar-QWUEZ)	Haggai Chisom Ndubuisi (nuh-GUY Chisom N-do-BUI-si)	
Greg Dulcich (dul-SICH)	Albert Okwuegbunam (OH-koo-AY-boo-nom)	
Mitchell Fraboni (fruh-BONE-ee)	Alex Palczewski (pal-CHESS-key)	
Jarrett Guarantano (GARE-an-TAN-oh)	Samaje Perine (suh-MAH-jay PEE-rine)	
Faion Hicks (FAY-on)	Jarrett Stidham (STID-um)	
Demontrey Jacobs (duh-MON-tray)	Justin Strnad (stir-NAHD)	
Jerry Jeudy (Judy)	Pat Surtain II (sur-TAN)	
Josey Jewell (JOE-zee)	Delarrin Turner-Yell (DUH-lare-EE-in)	

HOW THE BRONCOS ARE BUILT

YEAR	DRAFT/COLLEGE FREE AGENT	FREE AGENT	TRADE/WAIVERS
2016 9-7 (3rd AFC West)	S Justin Simmons (Rd. 3)		
2017 5-11 (4th AFC West)	T Garrett Bolles (Rd. 1)	WR Tim Patrick	
2018 6-10 (3rd AFC West)	ILB Josey Jewell (Rd. 4a) WR Courtland Sutton (Rd. 2)		
2019 7-9 (2nd AFC West)	T Quinn Bailey (CFA)	S Kareem Jackson (UFA-Hou.) S P.J. Locke DL Mike Purcell	DL Jonathan Harris (W-Chi.)
2020 5-11 (4th AFC West)	C Lloyd Cushenberry III (Rd. 3b) WR KJ Hamler (Rd. 2) WR Kendall Hinton (CFA) WR Jerry Jeudy (Rd. 1) TE Albert Okwuegbunam (Rd. 4) LB Justin Strnad (Rd. 5)		
2021 7-10 (4th AFC West)	OLB Baron Browning (Rd. 3b) OLB Jonathon Cooper (Rd. 7b) G/C Quinn Meinerz (Rd. 3a) S Caden Sterns (Rd. 5a) CB Pat Surtain II (Rd. 1) RB Javonte Williams (Rd. 2)	T Cam Fleming (UFA-NYG) OLB Aaron Patrick	ILB Jonas Griffith (T-S.F.)
2022 5-12 (4th AFC West)	OLB Christopher Allen (CFA) OLB Nik Bonitto (Rd. 2) TE Greg Dulcich (Rd. 3) DE Matt Henningsen (Rd. 6) CB Faion Hicks (Rd. 7) WR Brandon Johnson (CFA) CB Damarri Mathis (Rd. 4a) CB Ja'Quan McMillian (CFA) S Delarrin Turner-Yell (Rd. 5a) DL Eyioma Uwazurike (Rd. 4b) WR Jalen Virgil (CFA) WR Montrell Washington (Rd. 5b) C Luke Wattenberg (Rd. 5c)	RB Tyler Badie T Christian DiLauro LS Mitchell Fraboni DL Elijah Garcia OLB Randy Gregory (UFA-Dal.) QB Jarrett Guarantano CB Delonte Hood DT D.J. Jones (UFA-S.F.) DB Devon Key T Will Sherman ILB Alex Singleton (UFA-Phi.) LB Ray Wilborn CB K'Waun Williams (UFA-S.F.)	CB Essang Bassey (W-LAC) QB Russell Wilson (T-Sea.)
2023	TE Nate Adkins (CFA) ILB Seth Benson (CFA) G Henry Byrd (CFA) C Alex Forsyth (Rd. 7) CB Art Green (CFA) WR Taylor Grimes (CFA) OLB Marcus Haynes (CFA) OLB Thomas Incoom (CFA) T Demontry Jacobs (CFA) RB Jaleel McLaughlin (CFA) WR Marvin Mims Jr. (Rd. 2) CB Riley Moss (Rd. 3b) DT P.J. Mustipher (CFA) T Alex Palczewski (CFA) ILB Drew Sanders (Rd. 3a) S J.L. Skinner (Rd. 6)	DE Zach Allen (UFA-Ari.) FB Michael Burton (UFA-K.C.) WR Marquez Callaway (UFA-N.O.) OLB Frank Clark QB Ben DiNucci P Riley Dixon (UFA-LAR) K Elliott Fry C Kyle Fuller (UFA-Sea.) TE Tommy Hudson WR Lil'Jordan Humphrey DT Jordan Jackson RB Tony Jones Jr. (UFA-Sea.) NT Tyler Lancaster TE Chris Manhertz (UFA-Jac.) T Mike McGlinchey (UFA-S.F.) DL Haggai Chisom Ndubuisi RB Samaje Perine (UFA-Cin.) G Ben Powers (UFA-Bal.) T Isaiah Prince CB Tremon Smith (UFA-Hou.) QB Jarrett Stidham (UFA-L.V.)	TE Adam Trautman (T-N.O.)

DENVER BRONCOS 2023 ROSTER (AS OF JUNE 26, 2023)

No.	Player	Pos.	Ht.	Wt.	Age	NFL Exp.	College	High School Hometown	How Acq.	2022 PS-DNF-WA	Numerical Roster
45	Ackins, Nate	TE	6-3	252	23	H	South Carolina	Knoxville, Tenn.	CFA-23	0-0-0-0	0
45	Allen, Christopher	OLB	6-4	242	24	2	Alabama	Baton Rouge, La.	CFA-22	0-0-0-0	1
99	Allen, Zach	DE	6-4	281	25	5	Boston College	New Canaan, Conn.	UFA (Ari.)-23	13-13-0-4	2
36	Badie, Tyler	RB	5-8	194	24	2	Missouri	New Orleans, La.	FA-22	1-0-0-1	3
75	Bailey, Quinn	T	6-6	323	27	5	Arizona State	Gilbert, Ariz.	CFA-19	8-1-1-1	4
34	Basson, Essang	CB	5-10	190	24	R	Wake Forest	Columbus, Ga.	W (LAC)-22	14-0-0-2	5
57	Benson, Seth	ILB	6-0	232	23	4	Iowa	Sioux Falls, S.D.	CFA-23	0-0-0-0	6
42	Bolles, Garrett	T	6-5	300	31	2	Utah	Walnut Creek, Calif.	D2-22	5-5-0-0	8
72	Bonitto, Nik	OLB	6-3	240	23	7	Oklahoma	Fort Lauderdale, Fla.	D3b-21	15-1-1-1	9
56	Browning, Baron	OLB	6-3	240	24	3	Ohio State	Fort Worth, Texas	UFA (K.C.)-23	14-8-0-3	10
20	Burton, Michael	FB	5-11	242	31	8	Rutgers	Long Valley, N.J.	CFA-23	17-0-0-0	11
66	Byrd, Henry	G	6-5	310	23	R	Princeton	Nashville, Tenn.	CFA-23	0-0-0-0	12
11	Callaway, Marquez	WR	6-2	204	25	9	Tennessee	Warner Robins, Ga.	UFA (N.O.)-23	14-3-0-3	13
55	Clark, Frank	DE	6-3	272	29	4	Michigan	Cleveland, Ohio	FA-23	15-15-0-0	14
79	Cooper, Jonathan	OLB	6-4	257	25	3	Ohio State	Gahanna, Ohio	D7b-21	14-9-0-3	15
0	Cushenberry III, Lloyd	C	6-4	315	25	4	Louisiana State	Geismar, La.	D3b-20	8-8-0-0	16
67	D'Lauro, Christian	T	6-6	300	28	3	Illinois	Uniontown, Ohio	FA-22	3-0-0-0	17
6	DiNucci, Ben	QB	6-3	209	26	2	James Madison	Wexford, Pa.	FA-23	0-0-0-0	18
19	Dixon, Riley	P	6-4	221	29	8	Syracuse	Oneida, N.Y.	UFA (LAR)-23	17-0-0-0	19
80	Dulcich, Greg	TE	6-4	245	23	2	UCLA	Glendale, Calif.	D3-22	10-6-0-0	20
73	Fleming, Cam	T	6-5	320	24	10	Stanford	Fort Hood, Texas	UFA (NYG)-21	15-15-0-2	21
76	Forsyth, Alex	C	6-4	312	30	2	Oregon	West Linn, Ore.	D7-23	0-0-0-0	22
48	Fraboni, Mitchell	LS	6-2	223	26	2	Arizona State	Phoenix, Ariz.	FA-23	4-0-0-0	23
39	Fry, Elliott	K	6-0	170	20	3	South Carolina	Frisco, Texas	FA-23	0-0-0-0	24
95	Fuller, Kyle	C	6-5	320	29	7	Baylor	Duncanville, Texas	UFA (Sea.)-23	17-0-0-0	25
28	Garcia, Elijah	DL	6-5	302	25	2	Rice	San Antonio, Texas	FA-22	2-0-0-3	26
98	Green, Art	CB	6-2	200	23	R	Houston	Chesterfield, Mo.	CFA-23	0-0-0-0	27
5	Gregory, Randy	OLB	6-5	242	30	7	Nebraska	Jacksonville, Fla.	UFA (Dal.)-22	6-3-0-0	28
50	Griffith, Jonas	ILB	6-4	250	26	3	Indiana State	Louisville, Ky.	T (S.F.)-21	9-8-0-0	29
13	Grimes, Taylor	WR	5-11	188	23	R	Incarnate Word	Gody, Texas	CFA-23	0-0-0-0	30
16	Guarantano, Jarrett	QB	6-3	219	25	2	Washington State	Lodi, N.J.	FA-22	0-0-1-3	31
1	Hamler, KJ	WR	5-9	178	29	4	Penn State	Pontiac, Mich.	D2-20	7-0-0-4	32
92	Harris, Jonathan	DL	6-5	295	26	4	Lindenwood	Aurora, Ill.	W (Chi.)-19	8-4-0-2	33
91	Haynes, Marcus	OLB	6-4	291	25	R	Old Dominion	Bowie, Md.	CFA-23	0-0-0-0	34
52	Henningsen, Matt	DE	6-3	240	23	2	Wisconsin	Menomonee Falls, Wis.	D6-22	17-0-0-0	35
29	Hicks, Zion	CB	5-10	192	24	2	Wisconsin	Miami, Fla.	D7-22	2-0-0-0	36
9	Hinton, Kendall	WR	6-0	195	26	4	Wake Forest	Durham, N.C.	CFA-20	12-5-0-3	37
13	Hood, Deonte	CB	5-11	192	22	1	Peru State	Washington, D.C.	FA-22	0-0-0-0	38
87	Hudson, Tommy	TE	6-5	255	26	3	Arizona State	San Jose, Calif.	FA-23	0-0-0-0	39
17	Humphrey, Lil'Jordan	WR	6-4	225	25	5	Texas	Southlake, Texas	FA-23	6-2-0-0	40
59	Incom, Thomas	OLB	6-4	265	24	R	Central Michigan	Stone Mountain, Ga.	CFA-23	0-0-0-0	41
90	Jackson, Jordan	DL	6-5	285	25	1	Air Force	Jacksonville, Fla.	FA-23	0-0-0-0	42
22	Jackson, Kareem	S	5-10	183	35	14	Alabama	Macon, Ga.	UFA (Hou.)-19	17-17-0-0	43
0	Jonathan Cooper										
1	KJ Hamler										
2	Russell Wilson										
3	Jarrett Stidham										
4	Randy Gregory										
5	Ben DiNucci										
6	P.J. Locke										
8	K'Waun Williams										
9	Kendall Hinton										
10	Jerry Jeudy										
11	Marquez Callaway										
12	Montrell Washington										
13	Taylor Grimes										
14	Deonte Hood										
15	Courtland Sutton										
16	Jalen Virgil										
17	Jarrett Guarantano										
18	Lil'Jordan Humphrey										
19	Riley Dixon										
20	Kareem Jackson										
21	Tremont Smith										
22	Samaje Perine										
23	Tony Jones Jr.										
26	Damarri Mathis										
27	Art Green										
28	Falon Hicks										
29	Caden Sterns										
30	Justin Simmons										
31	Delarrin Turner-Yell										
32	Javonte Williams										
33	Essang Bassey										
34	Ja'Quan McMillian										
35	Tyler Badie										
36	Riley Moss										
37	Devon Key										
38	Jaleel McLaughlin										
38	Elliott Fry										
39	Justin Strnad										
40	Mik Bonitto										
41	Drew Sanders										
42	Nik Bonitto										
43	Ray Wilborn										

71	Jacobs, Demontrey	T	6-6	315	24	South Florida	Gonzales, La.	CFA-23	0-0-0-0	45	Nate Adkins	TE
10	Judy, Jerry	WR	6-1	193	24	Alabama	Deerfield Beach, Fla.	DI-20	15-14-0-2	45	Christopher Allen	OLB
47	Jewell, Josey	ILB	6-2	236	28	Iowa	Decorah, Iowa	D4a-18	13-13-0-4	46	JL Skinner	OLB
89	Johnson, Brandon	WR	6-2	195	24	Central Florida	Fort Lauderdale, Fla.	CFA-22	7-0-0-1	47	Josey Jewell	ILB
93	Jones, D.J.	DT	6-0	305	25	Mississippi	Greenville, S.C.	UFA (S.F.)-22	15-15-0-2	48	Mitchell Fraboni	LS
26	Jones, Jr., Tony	DB	5-11	224	24	Notre Dame	St. Petersburg, Fla.	UFA (Sea.)-23	6-0-0-4	49	Alex Singleton	ILB
38	Key, Devon	DB	6-3	208	25	Western Kentucky	Lexington, Ky.	FA-22	0-0-0-0	50	Jonas Griffith	ILB
62	Lanzaster, Tyler	NT	6-3	313	28	Northwestern	Romeoville, Ill.	FA-23	0-0-0-0	51	Kyle Fuller	OLB
6	Locke, P.J.	S	5-10	202	20	Texas	Beaumont, Texas	FA-19	16-0-0-1	52	Marcus Haynes	OLB
84	Manherz, Chris	TE	6-6	260	31	Canisius	Bronx, N.Y.	UFA (Jac.)-23	17-11-0-0	53	Baron Clark	OLB
27	Mattis, Damarr	CB	5-11	195	24	Pittsburgh	Lakeland, Fla.	D4a-22	16-11-0-1	55	Baron Browning	OLB
69	McClintchey, Mike	T	6-8	310	28	Notre Dame	Philadelphia	UFA (S.F.)-23	17-17-0-0	56	Thom Benson	OLB
35	McLaughlin, Jabeel	RB	5-9	183	22	Youngstown State	Raleigh, N.C.	CFA-23	0-0-0-0	57	Thomson Incom	OLB
77	McMillian, Ja'Quan	CB	5-10	183	22	East Carolina	Winston-Salem, N.C.	CFA-22	1-1-0-0	59	Luke Wattenberg	C
35	Meherz, Quinn	G/C	6-3	320	24	Wisconsin-Whitewater	Hartford, Wis.	D3a-21	13-13-1-3	62	Tyler Lancaster	NT
87	Mims Jr., Marvin	WR	5-11	184	21	Oklahoma	Frisco, Texas	D2-23	0-0-0-0	63	Alex Palczewski	DT
33	Moss, Riley	CB	6-1	193	23	Iowa	Ankeny, Iowa	D3b-23	0-0-0-0	64	Hagga Chisom Mduibus...	DL
64	Mustipher, P.J.	DT	6-4	318	28	Penn State	Owings Mills, Md.	CFA-23	0-0-0-0	66	Henry Byrd	DL
97	Ndubis, Haogai Chisom	DL	6-6	298	22	None	Lagos, Nigeria	FA-23	0-0-0-0	67	Christian DiLauro	T
63	Okweogbunam, Albert	TE	6-5	258	25	Missouri	Springfield, Ill.	D4-20	8-1-2-7	69	Mike McGlinchey	T
85	Palczewski, Alex	TE	6-6	315	23	Illinois	Mount Prospect, Ill.	CFA-23	0-0-0-0	70	Isaiah Prince	T
94	Patrick, Aaron	OLB	6-4	245	26	Utah	Dayton, Ohio	FA-21	5-0-0-0	71	Demontrey Jacobs	T
81	Patrick, Tim	WR	6-4	212	29	Eastern Kentucky	San Diego, Calif.	FA-17	0-0-0-0	72	Garett Bolles	T
25	Perine, Samajé	RB	5-11	235	27	Oklahoma	Plugerville, Texas	UFA (Cin.)-23	16-2-0-0	73	Cam Fleming	T
74	Powers, Ben	G	6-4	338	26	Oklahoma	Wichita, Kan.	UFA (Bal.)-23	17-17-0-0	74	Ben Powers	G
70	Prince, Isaiah	T	6-7	305	25	Ohio State	Greenbelt, Md.	FA-23	0-0-0-0	74	Quinn Bailey	T
91	Purcell, Mike	DL	6-3	328	32	Wyoming	Highlands Ranch, Colo.	FA-19	17-4-0-0	75	Alex Forsyth	C
48	Sanders, Drew	ILB	6-5	233	22	Arkansas	Denton, Texas	D3a-23	0-0-0-0	76	Quinn Melnerz	G/C
78	Sherman, Will	S	6-4	300	24	Colorado	Raleigh, N.C.	FA-22	12-10-1-1	78	Will Sherman	G
31	Simmons, Justin	G	6-2	202	29	Boston College	Manassas, Va.	D3-16	12-12-0-0	79	Lloyd Cushenberry III	C
49	Singleton, Alex	ILB	6-2	240	29	Montana State	Thousand Oaks, Calif.	UFA (Phi.)-22	17-12-0-0	80	Greg Duich	TE
46	Skinner, J.L.	S	6-4	220	22	Boise State	San Diego, Calif.	D6-23	0-0-0-0	81	Tim Patrick	WR
23	Smith, Tennon	CB	5-11	190	26	Central Arkansas	Anniston, Ala.	UFA (Hou.)-23	17-20-0	82	Adam Trautman	WR
30	Sterns, Caden	S	6-1	207	23	Texas	Cibola, Texas	D3a-21	5-3-0-1	83	Marvin Mims Jr.	WR
40	Strnad, Justin	ILB	6-3	219	26	Auburn	Cordin, Ky.	UFA (L.V.)-23	9-2-12-0	84	Chris Manherz	TE
14	Sutton, Courtland	WR	6-4	216	27	Alabama	Palm Harbor, Fla.	D5-20	17-0-0-0	85	Albert Okweogbunam	TE
82	Trautman, Adam	TE	6-5	253	26	Southern Methodist	Plantation, Fla.	DI-21	17-17-0-0	86	Tommy Hudson	WR
32	Turner-Yell, Delarrin	S	5-11	200	23	Dayton	Brenham, Texas	D2-18	15-15-0-2	87	Brandon Johnson	WR
96	Uwazurike, Eyioma	DL	6-6	320	25	Oklahoma	Williamsburg, Mich.	T (N.O.)-23	15-12-0-2	90	Jordan Jackson	DL
15	Virgil, Jalen	WR	6-1	210	24	Iowa State	Hempstead, Texas	D3a-22	14-0-0-3	92	Matt Henningsen	DE
12	Washington, Montrell	WR	5-10	170	24	Appalachian State	Detroit, Mich.	D4b-22	8-0-0-9	91	Jonathan Harris	DL
60	Wattberg, Luke	CB	6-5	300	25	Washington	Lawrenceville, Ga.	CFA-22	9-1-1-7	93	D.J. Jones	DL
43	Williams, Ray	LB	6-3	230	26	Ball State	Canton, Ga.	D5b-22	15-1-0-2	94	Aaron Patrick	OLB
33	Williams, Javonte	RB	5-10	220	20	North Carolina	Trabuco Canyon, Calif.	D5c-22	2-0-0-0	95	Elijah Garcia	DL
3	Williams, K'Vaun	CB	5-9	185	31	Pittsburgh	Chicago, Ill.	D2-21	4-4-0-0	96	Eyoma Uwazurike	DL
3	Wilson, Russell	CB	5-11	215	34	Wisconsin	Wallace, N.C.	UFA (S.F.)-22	14-8-0-3	97	Mike Purcell	DL
							Cincinnati, Ohio	T (Sea.)-22	15-15-0-2	99	Zach Allen	DE

KEY: CFA-college free agent; D-drafted; FA-acquired as free agent; RFA-acquired as restricted free agent; UFA-acquired as unrestricted free agent; T-trade; W-waivers.

BRONCOS TRANSACTIONS (7/27/22-6/26/23)

<u>BY DATE</u>			
7/27/22	Signed T Cameron Fleming Waived ILB Kadofi Wright	Signed OLB Jonathan Kongbo to practice squad Signed ILB Kana'I Mauga to practice squad Signed CB Ja'Quan McMillian to practice squad	
8/3/22	Signed RB Max Borghi Placed WR Tim Patrick on injured reserve Placed RB Damarea Crockett on injured reserve	Signed G Natne Muti to practice squad Signed RB Devine Ozigbo to practice squad Signed TE Dylan Parham to practice squad	
8/4/22	Signed WR Darrius Shepherd	Signed WR Darrius Shepherd to practice squad	
8/10/22	Signed RB JaQuan Hardy Signed RB Stevie Scott III Waived/injured RB Tyreik McAllister	9/1/22	Waived CB Essang Bassey Signed CB Darius Phillips to active roster Signed T Will Sherman to practice squad
8/15/22	Placed OLB Christopher Allen on injured reserve Signed ILB Joe Schobert Released G Ben Braden	9/2/22	Signed CB Essang Bassey to practice squad
8/16/22	Waived RB Max Borghi Waived WR Kaden Davis Waived WR Travis Fulgham Waived S Jamar Johnson Waived TE Rodney Williams	9/5/22	Signed WR Yincint Smith to practice squad
8/22/22	Signed RB Devine Ozigbo Waived/injured DE Marquiss Spencer	9/13/22	Signed TE Dominique Dafney to practice squad Released TE Dylan Parham from practice squad
8/23/22	Placed OL Tom Compton on Reserve/Physically Unable to Perform Waived/injured T Casey Tucker Waived WR Trey Quinn Waived RB Stevie Scott III Released ILB Joe Schobert	9/14/22	Placed S Justin Simmons on injured reserve Promoted CB Essang Bassey from practice squad to active roster Signed S Anthony Harris to practice squad Elevated WR Kendall Hinton to active roster Elevated G Netane Muti to active roster
8/25/22	Signed ILB Jeremiah Gemmel Waived/injured ILB Barrington Wade	9/17/22	Elevated WR Kendall Hinton to active roster Elevated DL Jonathan Harris to active roster Elevated WR Kendall Hinton to active roster Elevated G Netane Muti to active roster
8/29/22	Waived/injured CB Donnie Lewis Jr. Waived CB Bless Austin Waived LB Jeremiah Gemmel Waived T Sebastian Gutierrez Waived RB JaQuan Hardy Released P Sam Martin	9/23/22	Placed OLB Randy Gregory on injured reserve Placed RB Javonte Williams on injured reserve Signed RB Latavius Murray to active roster Signed OLB Jonathan Kongbo to active roster
8/30/22	Placed WR Brandon Johnson on injured reserve Traded OLB Malik Reed and a seventh-round pick in the 2023 NFL Draft to Pittsburgh for a sixth-round pick in the 2023 NFL Draft Waived DL McTelvin Agim Waived T Quinn Bailey Waived DL Jonathan Harris Waived CB Faion Hicks Waived WR Kendall Hinton Waived G Zack Johnson Waived OLB Jonathan Kongbo Waived ILB Kana'I Mauga Waived CB Ja'Quan McMillian Waived G Netane Muti Waived G Michael Niese Waived RB Devine Ozigbo Waived TE Dylan Parham Waived S J.R. Reed Waived WR Darrius Shepherd Waived WR Seth Williams Released QB Josh Johnson Released DL Mike Purcell Released TE Eric Tomlinson	10/1/22	Elevated DL Jonathan Harris to active roster Elevated WR Kendall Hinton to active roster Elevated G Netane Muti to active roster Placed OLB Randy Gregory on injured reserve Placed RB Javonte Williams on injured reserve Signed RB Latavius Murray to active roster Signed OLB Jonathan Kongbo to active roster Elevated S Anthony Harris to active roster Elevated RB Devine Ozigbo to active roster Signed WR Kendall Hinton to active roster Signed ILB Harvey Langi to practice squad Placed LS Jacob Bobenmoyer on injured reserve Placed T Garrett Bolles on injured reserve Placed CB Ronald Darby on injured reserve Waived TE Dominique Dafney Signed WR Trinity Benson to practice squad Signed LS Mitchell Fraboni to practice squad Waived OLB Jonathan Kongbo Waived WR Darrius Shepherd Waived WR Yincint Smith Signed LS Joe Fortunato to practice squad Signed OLB Jonathan Kongbo to practice squad Signed TE Dalton Keene to practice squad Waived LS Joe Fortunato
8/31/22	Signed DL Mike Purcell to active roster Signed TE Eric Tomlinson to active roster Placed TE Greg Dulcich on injured reserve Placed CB Michael Ojemudia on injured reserve Signed DL McTelvin Agim to practice squad Signed T Quinn Bailey to practice squad Signed DE Jonathan Harris to practice squad Signed CB Faion Hicks to practice squad Signed WR Kendall Hinton to practice squad Signed QB Josh Johnson to practice squad	10/10/22	Signed WR Kendall Hinton to active roster Signed ILB Harvey Langi to practice squad Placed LS Jacob Bobenmoyer on injured reserve Placed T Garrett Bolles on injured reserve Placed CB Ronald Darby on injured reserve Waived TE Dominique Dafney Signed WR Trinity Benson to practice squad Signed LS Mitchell Fraboni to practice squad Waived OLB Jonathan Kongbo Waived WR Darrius Shepherd Waived WR Yincint Smith Signed LS Joe Fortunato to practice squad Signed OLB Jonathan Kongbo to practice squad Signed TE Dalton Keene to practice squad Waived LS Joe Fortunato
		10/11/22	Activated TE Greg Dulcich from injured reserve Activated CB Michael Ojemudia from injured reserve Activated S Justin Simmons from injured reserve Elevated LS Mitchell Fraboni to active roster Elevated S Anthony Harris to active roster Signed WR Brandon Johnson to practice squad Released TE Dalton Keene from practice squad Placed OLB Aaron Patrick on injured reserve Elevated LS Mitchell Fraboni to active roster Elevated QB Josh Johnson to active roster Promoted LS Mitchell Fraboni to active roster Signed RB Marlon Mack to active roster Signed T Christian DiLauro to practice squad Placed RB Mike Boone on injured reserve Placed S Caden Sterns on injured reserve Promoted RB Devine Ozigbo to active roster Elevated T Quinn Bailey to active roster Elevated OLB Jonathan Kongbo to active roster Acquired RB Chase Edmonds, a 2023 first-round pick and a 2024 fourth-round pick in exchange for OLB Bradley Chubb and a 2025 fifth-round pick
		10/12/22	
		10/13/22	
		10/15/22	
		10/17/22	
		10/18/22	
		10/21/22	
		10/22/22	
		10/24/22	
		10/28/22	
		10/30/22	
		11/1/22	

BRONCOS TRANSACTIONS, CONT.

	Acquired OLB Jacob Martin and a 2024 fifth-round pick in exchange for a 2024 fourth-round pick	12/19/22	Promoted T Christian DiLauro to active roster
	Signed OLB Zach McCloud to practice squad	12/20/22	Placed ILB Dakota Allen on injured reserve
	Waived RB Devine Ozigbo		Promoted QB Jarrett Guarantano to active roster
	Waived ILB Kana'i Mauga from practice squad	12/22/22	Placed CB Darius Phillips on injured reserve
11/2/22	Signed RB Devine Ozigbo to practice squad	12/24/22	Placed OL Tom Compton on injured reserve
11/8/22	Promoted S Anthony Harris to active roster		Activated RB Chase Edmonds from injured reserve
	Placed C Lloyd Cushenberry III on injured reserve		Elevated CB Lamar Jackson to active roster
11/9/22	Signed WR Kaden Davis to practice squad	12/27/22	Elevated LB Wyatt Ray to active roster
11/12/22	Elevated DL Jonathan Harris to active roster		Signed DB Delonte Hood to practice squad
	Elevated T Quinn Bailey to active roster		Signed TE Dalton Keene to practice squad
11/15/22	Activated OL Tom Compton from Reserve/Physically Unable to Perform	12/29/22	Waived CB Michael Ojemudia
	Promoted DL Jonathan Harris to active roster	12/30/22	Released RB Devine Ozigbo from practice squad
	Placed DL Billy Turner on injured reserve	12/31/22	Signed RB Tyler Badie to active roster
	Signed WR Victor Bolden to practice squad		Placed TE Greg Dulcich on injured reserve
	Waived WR Tyrie Cleveland		Promoted CB Lamar Jackson to active roster
11/16/22	Placed LS Mitchell Fraboni on injured reserve		Promoted OLB Jonathan Kongbo to active roster
11/17/22	Signed WR Tyrie Cleveland to practice squad		Elevated LB Wyatt Ray to active roster
11/19/22	Activated LS Jacob Bobenmoyer from injured reserve	1/3/23	Elevated LB Ray Wilborn to active roster
	Promoted T Quinn Bailey to active roster		Placed OLB Randy Gregory on injured reserve
	Placed ILB Jonas Griffith on injured reserve		Promoted CB Ja'Quan McMillian to active roster
	Elevated WR Brandon Johnson to active roster		Promoted T Will Sherman to active roster
	Elevated ILB Harvey Langi to active roster	1/4/23	Placed RB Marlon Mack on injured reserve
11/21/22	Waived RB Melvin Gordon III		Placed G Dalton Risner on injured reserve
11/22/22	Signed LB Dakota Allen to active roster	1/7/23	Signed T George Moore to practice squad
	Signed RB Tyreik McAllister to practice roster		Signed T Hunter Theford to practice squad
	Signed LB Ray Wilborn to practice squad	1/9/23	Elevated LB Wyatt Ray to active roster
	Placed RB Chase Edmonds on injured reserve		Elevated LB Ray Wilborn to active roster
	Waived LB Harvey Langi		Signed WR Victor Bolden to a future contract
11/26/22	Promoted RB Devine Ozigbo to active roster		Signed G Parker Ferguson to a future contract
	Elevated WR Brandon Johnson to active roster		Signed CB Faion Hicks to a future contract
	Elevated CB Faion Hicks to active roster		Signed CB Delonte Hood to a future contract
11/28/22	Waived RB Devine Ozigbo		Signed DB Devon Key to a future contract
11/29/22	Signed CB Lamar Jackson to practice squad		Signed RB Tyreik McAllister to a future contract
	Waived WR Kaden Davis		Signed OLB Wyatt Ray to a future contract
	Waived RB Tyreik McAllister	1/11/23	Signed OL Hunter Theford to a future contract
11/30/22	Signed ILB Harvey Langi to practice squad	2/1/23	Signed LB Ray Wilborn to a future contract
	Signed RB Devine Ozigbo to practice squad	3/7/23	Signed DL Jordan Jackson to a future contract
12/3/22	Promoted WR Brandon Johnson to active roster	3/13/23	Signed T Isaiah Prince to a future contract
	Elevated CB Faion Hicks to active roster		Signed WR Lil'Jordan Humphrey
	Elevated ILB Harvey Langi to active roster	3/14/23	Released RB Chase Edmonds
	Activated RB Mike Boone from injured reserve		Released G Graham Glasgow
	Placed WR KJ Hamler on injured reserve		Released CB Ronald Darby
12/6/22	Signed WR Kaden Davis to practice squad	3/15/23	Waived WR Victor Bolden
	Signed QB Jarrett Guarantano to practice squad		Waived WR Freddie Swain
	Waived S Anthony Harris		Signed DE Zach Allen
	Waived T Quinn Bailey		Signed TE Chris Manhertz
	Waived OLB Zach McCloud	3/16/23	Signed T Mike McGlinchey
12/7/22	Signed DL Elijah Garcia to active roster		Signed QB Jarrett Stidham
12/8/22	Signed T Quinn Bailey to practice squad		Re-Signed S P.J. Locke
12/10/22	Promoted T Quinn Bailey to active roster		Re-Signed ILB Alex Singleton
	Elevated ILB Harvey Langi to active roster	3/17/23	Signed RB Samaje Perine
	Elevated G Netane Muti to active roster		Signed G Ben Powers
12/13/22	Placed RB Mike Boone on injured reserve	3/20/23	Signed FB Michael Burton
	Released DL McTelvin Agim from practice squad		Signed CB Tremon Smith
12/14/22	Signed WR Freddie Swain to active roster	3/21/23	Waived CB Lamar Jackson
	Signed RB Tyreik McAllister to active roster	3/23/23	Released OLB Wyatt Ray
	Signed LB Wyatt Ray to practice squad	3/24/23	Signed P Riley Dixon
	Placed OLB Jake Martin on injured reserve	4/3/23	Signed RB Tony Jones Jr.
12/16/22	Signed ILB Olakunle Fatukasi to practice squad	4/29/23	Signed WR Marquez Callaway
12/17/20	Activated OLB Randy Gregory from injured reserve		Signed C Kyle Fuller
	Activated OL Billy Turner from injured reserve		Acquired TE Adam Trautman and a 2023 seventh-round draft selection from New Orleans in exchange for a 2023 sixth-round draft selection.
	Placed DE Dre'Mont Jones on injured reserve	5/4/23	Allocated DL Haggai Nduhuisi via International Player Pathway Program
	Elevated QB Jarrett Guarantano to active roster	5/10/23	Released OLB Jacob Martin
	Elevated RB Devine Ozigbo to active roster	5/11/23	Waived T Casey Tucker

BRONCOS TRANSACTIONS, CONT.

5/12/23	Signed TE Nate Adkins (CFA) Signed ILB Seth Benson (CFA) Signed G Henry Byrd (CFA) Signed WR Dallas Daniels (CFA) Signed C Alex Forsyth (draft choice) Signed CB Darrious Gaines (CFA) Signed CB Art Green (CFA) Signed WR Taylor Grimes (CFA) Signed OLB Marcus Haynes (CFA) Signed OLB Thomas Incoom (CFA) Signed T Demontrey Jacobs (CFA) Signed TE Kris Leach (CFA) Signed RB Jaleel McLaughlin (CFA) Signed CB Riley Moss (draft choice) Signed DT P.J. Mustipher (CFA) Signed T Alex Palczewski (CFA) Signed S JL Skinner (draft choice) Signed RB Emanuel Wilson (CFA) Waived RB Tyreik McAllister Waived G Parker Ferguson	BADIE, Tyler — RB 12/29/22 Signed to active roster BASSEY, Essang — CB 9/1/22 Waived 9/2/22 Signed to practice squad 9/14/22 Promoted to active roster BENSON, Seth — ILB 5/12/23 Signed BENSON, Trinity — WR 10/11/22 Signed to practice squad BOBENMOYER, Jacob — LS 10/10/22 Placed on injured reserve 11/19/22 Activated from injured reserve BOLDEN, Victor — WR 11/15/22 Signed to practice squad 1/9/23 Signed to a future contract 3/14/23 Waived BOLLES, Garrett — T 10/10/22 Placed on injured reserve BOONE, Mike — RB 10/24/22 Placed on injured reserve 12/3/22 Activated from injured reserve 12/13/22 Placed on injured reserve BORGHI, Max — RB 8/3/22 Signed 8/16/22 Waived BRADEN, Ben — G 8/15/22 Released BURTON, Michael — FB 3/7/23 Signed BYRD, Henry — G 5/12/23 Signed CALLAWAY, Marquez — WR 3/24/23 Signed CHUBB, Bradley — OLB 11/1/22 Traded to Miami CLARK, Frank — OLB 6/13/23 Signed CLEVELAND, Tyrie — WR 11/15/22 Waived 11/17/22 Signed to practice squad COMPTON, Tom — OL 8/23/22 Placed on Reserve/Physically Unable to Perform 11/15/22 Activated from Reserve/Physically Unable to Perform 12/22/22 Placed on injured reserve CROCKETT, Damarea — RB 8/3/22 Placed on injured reserve 6/5/23 Waived CUSHENBERRY III, Lloyd — C 11/8/22 Placed on injured reserve DAFNEY, Dominique — TE 9/13/22 Signed to practice squad 10/10/22 Waived DANIELS, Dallas — WR 5/12/23 Signed 5/15/23 Waived DARBY, Ronald — CB 10/10/22 Placed on injured reserve 3/14/23 Released DAVIS, Kaden — WR 8/16/22 Waived 11/9/22 Signed to practice squad 11/29/22 Waived 12/6/22 Signed to practice squad DILAURO, Christian — T 10/24/22 Signed to practice squad 12/19/22 Promoted to active roster
5/15/23	Signed S Kareem Jackson Signed RB Tyreik McAllister Waived WR Dallas Daniels Waived CB Darrious Gaines Waived TE Kris Leach Waived RB Emanuel Wilson	
5/16/23	Signed QB Ben DiNucci Signed WR Marvin Mims Jr. (draft choice) Signed RB/FB Jacques Patrick	
5/17/23	Signed ILB Drew Sanders (draft choice)	
5/23/23	Signed NT Tyler Lancaster Released K Brandon McManus	
5/24/23	Signed T Cam Fleming Waived T hunter Thedford	
5/31/23	Signed K Elliott Fry Waived RB Tyreik McAllister	
6/1/23	Signed TE Tommy Hudson Waived RB Jacques Patrick	
6/5/23	Signed WR Nick Williams Waived RB Damarea Crockett	
6/13/23	Signed OLB Frank Clark Waived WR Nick Williams	
BY PLAYER		
ADKINS, Nate — TE		
5/12/23	Signed	
AGIM, McTelvin — DL		
8/30/22	Waived	
8/31/22	Signed to practice squad	
12/13/22	Released from practice squad	
ALLEN, Christopher — OLB		
8/10/22	Placed on injured reserve	
ALLEN, Dakota — LB		
11/22/22	Signed to active roster	
12/19/22	Placed on injured reserve	
ALLEN, Zach — DE		
3/15/23	Signed	
AUSTIN, Bless — CB		
8/29/22	Waived	
BAILEY, Quinn — T		
8/30/22	Waived	
8/31/22	Signed to practice squad	
10/30/22	Elevated to active roster	
11/12/22	Elevated to active roster	
11/19/22	Promoted to active roster	
12/6/22	Waived	
12/8/22	Signed to practice squad	
12/10/22	Promoted to active roster	

BRONCOS TRANSACTIONS, CONT.

DINUCCI, Ben — QB

5/16/23 Signed

DIXON, Riley — P

3/21/23 Signed

DULCICH, Greg — TE

8/31/22 Placed on injured reserve

10/17/22 Activated from injured reserve

12/30/22 Placed on injured reserve

EDMONDS, Chase — RB

11/1/22 Acquired from Miami

11/22/22 Placed on injured reserve

12/24/22 Activated from injured reserve

3/13/23 Released

FATUKASI, Olakunle — ILB

12/16/22 Signed to practice squad

FERGUSON, Parker — G

12/20/22 Signed to practice squad

1/9/23 Signed to future contract

5/12/23 Waived

FLEMING, Cam — T

7/27/22 Signed

5/24/23 Signed

FRABONI, Mitchell — LS

10/11/22 Signed to practice squad

10/17/22 Elevated to active roster

10/22/22 Elevated to active roster

10/24/22 Promoted to active roster

11/16/22 Placed on injured reserve

FRY, Elliott — K

5/31/23 Signed

FORSYTH, Alex — C

5/12/23 Signed

FORTUNATO, Joe — LS

10/12/22 Signed to practice squad

10/15/22 Waived

FULGHAM, Travis — WR

8/16/22 Waived

FULLER, Kyle — C

4/3/23 Signed

GAINES, Darrious — CB

5/12/23 Signed

5/15/23 Waived

GARCIA, Elijah — DL

12/7/22 Signed to active roster

GEMMEL, Jeremiah — ILB

8/25/22 Signed

8/29/22 Waived

GLASGOW, Graham — G

3/13/23 Released

GORDON III, Melvin — RB

11/21/22 Waived

GREGORY, Randy — OLB

10/3/22 Placed on injured reserve

12/17/22 Activated from injured reserve

12/31/22 Placed on injured reserve

GREEN, Art — CB

5/12/23 Signed

GRIFFITH, Jonas — ILB

11/19/22 Placed on injured reserve

GRIMES, Taylor — WR

5/12/23 Signed

GUARANTANO, Jarrett — QB

12/6/22 Signed to practice squad

12/17/20 Elevated to active roster

12/20/22 Promoted to active roster

GUTIERREZ, Sebastian — T

8/29/22 Waived

HAMLER, KJ — WR

12/3/22 Placed on injured reserve

HARDY, JaQuan — RB

8/10/22 Signed

8/29/22 Waived

HARRIS, Anthony — S

9/14/22 Signed to practice squad

10/6/22 Elevated to active roster

10/17/22 Elevated to active roster

11/8/22 Promoted to active roster

12/6/22 Waived

HARRIS, Jonathan — DL

8/30/22 Waived

8/31/22 Signed to practice squad

9/23/22 Elevated to active roster

11/12/22 Elevated to active roster

11/15/22 Promoted to active roster

HAYNES, Marcus — OLB

5/12/23 Signed

HICKS, Faion — CB

8/30/22 Waived

8/31/22 Signed to practice squad

11/26/22 Elevated to active roster

12/3/22 Elevated to active roster

1/9/23 Signed to future contract

HINTON, Kendall — WR

8/30/22 Waived

8/31/22 Signed to practice squad

9/17/22 Elevated to active roster

9/23/22 Elevated to active roster

10/1/22 Elevated to active roster

10/10/22 Signed to active roster

HOOD, Delonte — DB

12/27/22 Signed to practice squad

1/9/23 Signed to future contract

HUDSON, Tommy — TE

6/1/23 Signed

HUMPHREY, Lil' Jordan — WR

3/7/23 Signed

INCOOM, Thomas — OLB

5/12/23 Signed

JACKSON, Jordan — DL

1/11/23 Signed to future contract

JACKSON, Kareem — S

5/15/23 Signed

JACKSON, Lamar — CB

11/29/22 Signed to practice squad

12/24/22 Elevated to active roster

12/31/22 Promoted to active roster

3/20/23 Waived

JOHNSON, Brandon — WR

8/30/22 Placed on injured reserve

10/18/22 Signed to practice squad

11/19/22 Elevated to active roster

11/26/22 Elevated to active roster

12/3/22 Promoted to active roster

JOHNSON, Jamar — S

8/16/22 Waived

JOHNSON, Josh — QB

8/30/22 Released

8/31/22 Signed to practice squad

10/22/22 Elevated to active roster

JOHNSON, Zack — G

8/30/22 Waived

JONES, Dre'Mont — DE

12/17/22 Placed on injured reserve

BRONCOS TRANSACTIONS, CONT.

<p>JONES JR., Tony — RB 3/23/23 Signed</p> <p>KEENE, Dalton — TE 10/15/22 Signed to practice squad 10/18/22 Released from practice squad 12/27/22 Signed to practice squad</p> <p>KEY, Devon — CB 12/20/22 Signed to practice squad 1/9/23 Signed to future contract</p> <p>KONGBO, Jonathan — OLB 8/30/22 Waived 8/31/22 Signed to practice squad 10/6/22 Signed to active roster 10/11/22 Waived 10/13/22 Signed to practice squad 10/30/22 Elevated to active roster 12/31/22 Promoted to active roster</p> <p>LANCASTER, Tyler — NT 5/23/23 Signed</p> <p>LANGI, Harvey — ILB 10/10/22 Signed to practice squad 11/19/22 Elevated to active roster 11/22/22 Waived 11/30/22 Signed to practice squad 12/3/22 Elevated to active roster 12/10/22 Elevated to active roster</p> <p>LEACH, Kris — TE 5/12/23 Signed 5/15/23 Waived</p> <p>LEWIS JR., Donnie — CB 8/29/22 Designated as waived/injured</p> <p>LOCKE, P.J. — S 3/16/23 Re-Signed</p> <p>MACK, Marlon — RB 10/24/22 Signed to active roster 1/3/23 Placed on injured reserve</p> <p>MARTIN, Jacob — OLB 11/1/22 Acquired from N.Y. Jets 12/14/22 Placed on injured reserve 5/10/23 Released</p> <p>MARTIN, Sam — P 8/29/22 Released</p> <p>MANHERTZ, Chris — TE 3/15/23 Signed</p> <p>MAUGA, Kana'i — OLB 8/30/22 Waived 8/31/22 Signed to practice squad 11/1/22 Waived</p> <p>McALLISTER, Tyreik — RB 8/10/22 Designated as waived/injured 11/22/22 Signed to practice squad 11/29/22 Waived 12/14/22 Signed to practice squad 1/9/23 Signed to future contract 5/12/23 Waived 5/15/23 Signed 5/31/23 Waived</p> <p>McCLOUD, Zach — OLB 11/1/22 Signed to practice squad 12/6/22 Waived</p> <p>McGLINCHEY, Mike — T 3/15/23 Signed</p> <p>McLAUGHLIN, Jaleel — RB 5/12/23 Signed 5/23/23 Released</p>	<p>McMILLIAN, Ja'Quan — CB 8/30/22 Waived 8/31/22 Signed to practice squad 1/3/23 Promoted to active roster</p> <p>MIMS JR., Marvin — WR 5/16/23 Signed</p> <p>MOORE, George — T 1/4/23 Signed to practice squad</p> <p>MOSS, Riley — CB 5/12/23 Signed</p> <p>MURRAY, Latavius — RB 10/4/22 Signed to active roster</p> <p>MUSTIPHER, P.J. — DT 5/12/23 Signed</p> <p>MUTI, Netane — G 8/30/22 Waived 8/31/22 Signed to practice squad 9/17/22 Elevated to active roster 10/1/22 Elevated to active roster 12/10/22 Elevated to active roster</p> <p>NDUBUISI, Haggai — DL 5/4/23 Allocated via International Player Pathway Program</p> <p>NEISE, Michael — G 8/30/22 Waived</p> <p>OJEMUDIA, Michael — CB 8/31/22 Placed on injured reserve 10/17/22 Activated from injured reserve 12/27/22 Waived</p> <p>OZIGBO, Devine — RB 8/22/22 Signed 8/30/22 Waived 8/31/22 Signed to practice squad 10/6/22 Elevated to active roster 10/20/22 Promoted to active roster 11/1/22 Waived 11/2/22 Signed to practice squad 11/26/22 Promoted to active roster 11/28/22 Waived 11/30/22 Signed to practice squad 12/17/20 Elevated to active roster 12/27/22 Released from practice squad</p> <p>PALCZEWSKI, Alex — T 5/12/23 Signed</p> <p>PARHAM, Dylan — TE 8/30/22 Waived 8/31/22 Signed to practice squad 9/13/22 Released from practice squad</p> <p>PATRICK, Aaron — OLB 10/21/22 Placed on injured reserve</p> <p>PATRICK, Jacques — RB 5/16/23 Signed 6/1/23 Waived</p> <p>PATRICK, Tim — WR 8/3/22 Placed on injured reserve</p> <p>PERINE, Samaje — RB 3/16/23 Signed</p> <p>PHILLIPS, Darius — CB 9/1/22 Signed to active roster 12/20/22 Placed on injured reserve</p> <p>POWERS, Ben — G 3/16/23 Signed</p> <p>PRINCE, Isaiah — T 2/1/23 Signed to future contract</p> <p>PURCELL, Mike — DL 8/30/22 Released 8/31/22 Signed to active roster</p>
---	--

BRONCOS TRANSACTIONS, CONT.

QUINN, Trey — WR	8/23/22	Waived	WADE, Barrington — ILB	8/25/22	Designated as waived/injured
RAY, Wyatt — LB	12/14/22	Signed to practice squad	WILBORN, Ray — LB	11/22/22	Signed to practice squad
	12/24/22	Elevated to active roster		12/31/22	Elevated to active roster
	12/31/22	Elevated to active roster		1/9/23	Signed to future contract
	1/7/23	Elevated to active roster		1/7/23	Elevated to active roster
	1/9/23	Signed to future contract	WILLIAMS, Javonte — RB	10/3/22	Placed on injured reserve
	3/20/23	Released	WILLIAMS, Rodney — TE	8/16/22	Waived
REED, J.R. — S	8/30/22	Waived	WILLIAMS, Seth — WR	8/30/22	Waived
REED, Malik — OLB	8/30/22	Traded to Pit.	WILLIAMS, Nick — WR	6/5/23	Signed
RISNER, Dalton — G	1/3/23	Placed on injured reserve		6/13/23	Waived
SANDERS, Drew — ILB	5/17/23	Signed	WILSON, Emanuel — RB	5/12/23	Signed
SCOTT III, Stevie — RB	8/10/22	Signed		5/15/23	Waived
	8/23/22	Waived	WRIGHT, Kadofi — ILB	7/27/22	Waived
SCHOBERT, Joe — ILB	8/15/22	Signed			
	8/23/22	Released			
SHEPHERD, Darrius — WR	8/4/22	Signed			
	8/30/22	Waived			
	8/31/22	Signed to practice squad			
	10/11/22	Waived			
SHERMAN, Will — T	9/1/22	Signed to practice squad			
	1/3/23	Promoted to active roster			
SIMMONS, Justin — S	9/14/22	Placed on injured reserve			
	10/17/22	Activated from injured reserve			
SINGLETON, Alex — ILB	3/16/23	Re-Signed			
SKINNER, JL — S	5/12/23	Signed			
SMITH, Trevon — CB	3/17/23	Signed			
SMITH, Vyncint — WR	9/5/22	Signed to practice squad			
	10/11/22	Waived			
SPENCER, Marquiss — DE	8/22/22	Designated as waived/injured			
STERN, Caden — S	10/28/22	Placed on injured reserve			
STIDHAM, Jarrett — QB	3/15/23	Signed			
SWAIN, Freddie — WR	12/14/22	Signed to active roster			
	3/14/23	Waived			
THEDFORD, Hunter — T	1/4/23	Signed to practice squad			
	1/9/23	Signed to future contract			
	5/24/23	Waived			
TOMLINSON, Eric — TE	8/30/22	Released			
	8/31/22	Signed to active roster			
TRAUTMAN, Adam — TE	4/29/23	Acquired via trade (N.O.)			
TUCKER, Casey — T	8/23/22	Designated as waived/injured			
	5/11/23	Waived			
TURNER, Billy — OL	11/15/22	Placed on injured reserve			
	12/17/22	Activated from injured reserve			

2022 SEASON REVIEW



2022 FINAL REGULAR SEASON STATISTICS (5-12)

Date	W-L	Score	Opponent	Attendance	RUSHING	No.	Yds.	Avg.	Long	TD
Sep 12	L	16-17	at Seattle Seahawks	68,965	Murray	160	703	4.4	52	5
Sep 18	W	16-9	Houston Texans	76,191	Gordon	90	318	3.5	17	2
Sep 25	W	11-10	San Francisco 49ers	77,021	Wilson	55	277	5.0	19	3
Oct 2	L	23-32	at Las Vegas Raiders	62,332	J.Williams	47	204	4.3	17	0
Oct 6	L	9-12	Indianapolis Colts (OT)	76,667	Edmonds	26	125	4.8	25	0
Oct 17	L	16-19	at Los Angeles Chargers (OT)	70,240	Boone	24	102	4.3	18	0
Oct 23	L	9-16	New York Jets	76,624	Mack	16	84	5.3	17	1
Oct 30	W	21-17	at Jacksonville Jaguars	86,215	Juady	4	40	10.0	14	0
Nov 13	L	10-17	at Tennessee Titans	69,240	Washington	5	30	6.0	19	0
Nov 20	L	16-22	Las Vegas Raiders (OT)	76,056	Hamler	2	23	11.5	14	0
Nov 27	L	10-23	at Carolina Panthers	70,644	Hinton	2	13	6.5	13	0
Dec 4	L	9-10	at Baltimore Ravens	70,443	Rypien	6	7	1.2	6	0
Dec 11	L	28-34	Kansas City Chiefs	76,072	Sutton	1	5	5.0	6	0
Dec 18	W	24-15	Arizona Cardinals	75,179	Ozigbo	3	4	1.3	4	0
Dec 25	L	14-51	at Los Angeles Rams	71,525	Beck	2	0	0.0	1	0
Jan 1	L	24-27	at Kansas City Chiefs	73,571	Badie	1	0	0.0	0	0
Jan 8	W	31-28	Los Angeles Chargers	74,035	BRONCOS	444	1,935	4.4	52	11
					OPPONENTS	438	1,866	4.3	62	12

TEAM STATISTICS	Den	Opp
TOTAL FIRST DOWNS	300	324
Rushing	105	109
Passing	166	180
Penalty	29	35
3RD DOWN: MADE/ATT	67/230	75/220
3rd Down Pct.	29.1%	34.1%
4TH DOWN: MADE/ATT	12/24	9/14
4th Down Pct.	50.0%	64.3%
POSSESSION AVG.	29.29	30.31
TOTAL NET YARDS	5,527	5,440
Avg. Per Game	325.1	320.0
Total Plays	1,078	1,079
Avg. Per Play	5.1	5.0
NET YARDS RUSHING	1,935	1,866
Avg. Per Game	113.8	109.8
Total Rushes	444	438
NET YARDS PASSING	3,592	3,574
Avg. Per Game	211.3	210.2
Sacked/Yards Lost	63/415	36/245
Gross Yards	4,007	3,819
Attempts/Completions	571/345	605/392
Completion Pct.	60.4%	64.8%
Had Intercepted	15	15
PUNTS/AVERAGE	96/46.6	85/51.5
NET PUNTING AVG.	41.5	45.0
PENALTIES/YARDS	113/970	106/922
FUMBLES/BALL LOST	26/9	23/8
TOUCHDOWNS	29	35
Rushing	11	12
Passing	18	20
Returns	0	3

SCORE BY PERIODS	1	2	3	4	OT	PTS
BRONCOS	55	97	43	92	0	287
OPPONENTS	77	126	45	99	12	359

SCORING	TD	Ru	Pa	Ret	PAT	FG	2pt	PTS
McManus	0	0	0	0	25/27	28/36	0	109
Juady	6	0	6	0	0/0	0/0	0	36
Murray	5	5	0	0	0/0	0/0	1	32
Wilson	3	3	0	0	0/0	0/0	0	18
Dulcich	2	0	2	0	0/0	0/0	0	12
Tomlinson	2	0	2	0	0/0	0/0	0	12
Gordon	2	2	0	0	0/0	0/0	0	12
Mack	2	1	1	0	0/0	0/0	0	12
Sutton	2	0	2	0	0/0	0/0	0	12
Saubert	1	0	1	0	0/0	0/0	0	6
Johnson	1	0	1	0	0/0	0/0	0	6
Virgil	1	0	1	0	0/0	0/0	0	6
Okwuegbunam	1	0	1	0	0/0	0/0	0	6
Badie	1	0	1	0	0/0	0/0	0	6
Purcell	1	0	1	0	0/0	0/0	0	2
BRONCOS	29	11	18	0	25/27	28/36	1	287
OPPONENTS	35	12	20	3	30/31	39/41	1	359

2-PT. CONVERSIONS: Murray 1, BRONCOS: 1-2, OPPONENTS: 1-3

SACKS: D.Jones 6.5, Chubb 5.5, Browning 5.0, Williams 4.5, Jewell 2.5, Gregory 2.0, D.Jones 2.0, Cooper 2.0, Bonitto 1.5, Purcell 1.5, Martin 1.0, K.Williams 1.0, Henningsen 1.0, **BRONCOS: 36.0**, **OPPONENTS: 63.0**

FUM/LOST: Wilson 6/2, Gordon 5/2, Washington 5/1, Rypien 4/1, Virgil 1/1, J. Williams 1/1, Johnson 1/1, Browning 1/0, Murray 1/0, Swain 1/0, **TOTAL: 26/9**

PASSING	Att.	Comp.	Yds.	Comp.%	Yds/Att.	TD	TD%	Int	Int%	Long	Sack/Lost	Rating
Wilson	483	292	3,524	60.5%	7.3	16	3.3%	11	2.3%	671	55/368	84.4
Rypien	88	53	483	60.2%	5.5	2	2.3%	4	4.5%	45	8/47	63.8
BRONCOS	571	345	4,007	60.4%	7.0	18	3.2%	15	2.6%	671	63/415	81.2
OPPONENTS	605	392	3,819	64.8%	6.3	20	3.3%	15	2.5%	631	36/245	83.1

RECEIVING	No.	Yds.	Avg.	Long	TD
Juady	67	972	14.5	671	6
Sutton	64	829	13.0	51	2
Dulcich	33	411	12.5	39t	2
Murray	26	124	4.8	15	0
Gordon	25	223	8.9	24	0
Hinton	24	311	13.0	35	0
J.Williams	16	76	4.8	13	0
Saubert	15	148	9.9	25	1
Okwuegbunam	10	95	9.5	25t	1
Boone	9	96	10.7	34	0
Tomlinson	9	79	8.8	18	2
Mack	8	99	12.4	66t	1
Hamler	7	165	23.6	55	0
Edmonds	6	61	10.2	27	0
Johnson	6	42	7.0	12	1
Beck	5	69	13.8	27	0
Swain	4	74	18.5	52	0
Washington	4	2	0.5	4	0
Virgil	2	75	37.5	66t	1
Cleveland	2	28	14.0	16	1
Badie	1	24	24.0	24t	1
Ozigbo	1	3	3.0	3	0
Wilson	1	1	1.0	1	0
BRONCOS	345	4,007	11.6	671	18
OPPONENTS	392	3,819	9.7	631	20

INTERCEPTIONS	No.	Yds.	Avg.	Long	TD
Simmons	6	51	8.5	23	0
Stiems	2	25	12.5	18	0
Jewell	2	21	10.5	21	0
Surtain	2	-3	-1.5	0	0
Griffith	1	1	1.0	1	0
K.Williams	1	0	0.0	0	0
Browning	1	-6	-6.0	-6	0
BRONCOS	15	89	5.9	23	0
OPPONENTS	15	259	17.3	65t	2

PUNTING	No.	Yds.	Avg.	Net	TB	In20	Long	B
Waltman	96	4,470	46.6	41.5	6	30	59	0
BRONCOS	96	4,470	46.6	41.5	6	30	59	0
OPPONENTS	85	4,374	51.5	45.0	12	35	76	0

PUNT RETURNS	No.	FC	Yds.	Avg.	Long	TD
Washington	32	14	271	8.5	30	0
Hinton	3	2	37	12.3	17	0
Swain	1	0	0	0.0	0	0
Johnson	1	0	0	0.0	0	0
BRONCOS	37	16	308	8.3	30	0
OPPONENTS	44	29	362	8.2	28	0

KICKOFF RETURNS	No.	Yds.	Avg.	Long	TD
Washington	18	340	18.9	29	0
Saubert	2	21	10.5	15	0
Cleveland	2	18	9.0	10	0
Virgil	1	21	21.0	21	0
Mack	1	20	20.0	20	0
BRONCOS	24	420	17.5	29	0
OPPONENTS	21	445	21.2	32	0

FIELD GOALS	1-19	20-29	30-39	40-49	50+
McManus	0/0	6/7	4/6	10/19	8/13
BRONCOS	0/0	6/7	4/6	10/19	8/13
OPPONENTS	0/0	6/6	14/14	10/11	9/10

MCMANUS: (30G, 40G, 26G, 64N) (20G, 24G, 50G) (55G, 53N) (28G) (33G, 44G, 34B, 45G) (51G, 27G, 48G) (56N, 44G) () (39G) (48G, 25B, 52G, 48G) (27G, 56N) (52G, 41G, 50G, 63N) () (52G, 38N) (54G, 49B) (49G) (39G)

OPPONENTS: (49) (40G, 44G, 24G) (51G) (26G, 39G, 22G, 30G) (52G, 51G, 31G, 48G) (37G, 31G, 35G, 39G) (45G, 33G, 40G) (37G) (35G) (46N, 52G, 57G, 25G) (42G, 26G, 36G) (26G) (35G, 45G) (45G, 50G, 55G) (55G, 30G, 53G) (51B) (48G, 36G)

2022 FINAL REGULAR SEASON DEFENSIVE STATISTICS

Based on press box statistics

PLAYER	TOTAL	SOLO	ASSIST	SACKS-Yds.	INTS-Yds.	PD	FF	FR
1 Alex Singleton	152	92	60	0-0	0-0	3	0	0
2 Josey Jewell	128	70	58	2.5-28	2-21	4	2	2
3 Kareem Jackson	94	55	39	0-0	0-0	3	0	2
4 Justin Simmons	69	42	27	0-0	6-51	7	3	1
5 Damarri Mathis	65	54	11	0-0	0-0	7	0	0
6 Pat Surtain II	60	46	14	0-0	2-3	10	1	0
7 Dre'Mont Jones	47	24	23	6.5-47	0-0	0	1	0
8 Mike Purcell	45	21	24	1.5-2.5	0-0	0	0	1
9 K'Waun Williams	44	30	14	1-7	1-0	7	0	0
Jonathon Cooper	44	20	24	2-13	0-0	0	0	0
11 Jonas Griffith	41	24	17	0-0	1-1	1	0	0
12 DeShawn Williams	37	21	16	4.5-9	0-0	3	0	0
13 D.J. Jones	34	22	12	2-14	0-0	6	0	0
14 Bradley Chubb	26	15	11	5.5-43.5	0-0	1	2	0
15 Baron Browning	24	14	10	5-32.5	1--6	2	0	1
16 Matt Henningsen	21	8	13	1-7	0-0	0	0	0
17 Caden Sterns	20	13	7	0-0	2-25	4	0	0
Jonathan Harris	20	13	7	0-0	0-0	0	0	0
19 Eyioma Uwazurike	17	11	6	0-0	0-0	1	0	0
20 Ronald Darby	14	12	2	0-0	0-0	3	1	0
21 Nik Bonitto	13	5	8	1.5-13.5	0-0	0	1	0
22 Randy Gregory	12	7	5	2-17	0-0	0	2	0
23 Essang Bassey	11	7	4	0-0	0-0	2	0	0
24 P.J. Locke	10	7	3	0-0	0-0	1	1	0
25 Ja'Quan McMillian	7	6	1	0-0	0-0	0	0	0
26 Jake Martin	6	4	2	1-11	0-0	0	0	0
27 Lamar Jackson	3	3	0	0-0	0-0	2	0	0
28 Wyatt Ray	2	1	1	0-0	0-0	0	0	0
29 Jonathan Kongbo	1	1	0	0-0	0-0	0	0	0
Elijah Garcia	1	1	0	0-0	0-0	0	0	0
TOTALS	1,068	649	419	36-245	15-89	67	14	7

MISCELLANEOUS TACKLES: Sutton 4, Saubert 2, Fleming 2, Meinerz 1, Jeudy 1, Edmonds 1, Anderson 1

MISCELLANEOUS FUMBLE RECOVERIES: Wilson 4, Rypien 3, Meinerz 1, Jeudy 1, Gordon 1, Bailey 1

MISCELLANEOUS FORCED FUMBLES: None

DEFENSIVE TOUCHDOWNS: None

2022 FINAL REGULAR SEASON SPECIAL TEAMS STATISTICS

Based on press box statistics

PLAYER	TOTAL	SOLO	ASSIST	FF	FR	BK	BP	TD
1 P.J. Locke	12	4	8	1	0	0	0	0
2 Alex Singleton	11	8	3	1	0	0	0	0
3 Delarrin Turner-Yell	8	6	2	0	2	0	0	0
4 Justin Strnad	5	4	1	0	0	0	0	0
Jalen Virgil	5	4	1	0	0	0	0	0
Mitchell Fraboni	5	3	2	0	0	0	0	0
Eric Saubert	5	3	2	0	1	0	0	0
Jonas Griffith	5	2	3	0	0	0	0	0
9 Essang Bassey	4	3	1	0	0	0	0	0
Jonathon Cooper	4	3	1	0	0	0	0	0
Jacob Bobenmoyer	4	2	2	0	0	0	0	0
12 Aaron Patrick	3	3	0	0	0	0	0	0
Tyrie Cleveland	3	2	1	0	0	0	0	0
14 Mike Boone	2	2	0	0	0	0	0	0
Darius Phillips	2	1	1	0	0	0	0	0
16 Andrew Beck	1	1	0	0	0	0	0	0
Nik Bonitto	1	1	0	0	0	0	0	0
Harvey Langi	1	1	0	0	0	0	0	0
Caden Sterns	1	1	0	0	0	0	0	0
Eyioma Uwazurike	0	0	0	0	0	1	0	0
Montrell Washington	0	0	0	0	3	0	0	0
TOTALS	82	54	28	2	6	1	0	0

BLOCKED KICKS: Uwazurike (BFG at K.C., 1/1)

BLOCKED PUNTS: None

2022 GAME-BY-GAME SCORING DRIVES

Opponent	Pt.	Yds.	Time	Res.	Qtr.	Scoring Play
at Sea. (9/12)	9	77	4:31	FG	1	McManus 30 yd. Field Goal
	3	75	1:46	TD	2	Jeuody 67 yd. pass from Wilson
	9	57	2:24	FG	2	McManus 40 yd. Field Goal
vs. Hou. (9/18)	15	72	6:37	FG	4	McManus 26 yd. Field Goal
	8	63	2:18	FG	1	McManus 20 yd. Field Goal
	9	70	3:44	FG	2	McManus 24 yd. Field Goal
vs. S.F. (9/25)	6	62	3:56	TD	4	Saubert 22 yd. pass from Wilson
	12	54	6:12	FG	4	McManus 50 yd. Field Goal
	8	57	3:11	FG	2	McManus 55 yd. Field Goal
at L.V. (10/2)	12	80	6:04	TD	4	Gordon III 1 yd. run
	4	34	2:09	TD	1	Sutton 5 yd. pass from Wilson
	7	39	3:43	FG	2	McManus 28 yd. Field Goal
vs. Ind. (10/6)	5	75	1:51	TD	2	Jeuody 20 yd. pass from Wilson
	6	75	2:34	TD	4	Wilson 3 yd. run
	10	49	4:09	FG	1	McManus 33 yd. Field Goal
at LAC (10/17)	10	40	4:14	FG	2	McManus 44 yd. Field Goal
	4	0	0:19	FG	3	McManus 45 yd. Field Goal
	8	46	5:11	FG	1	McManus 51 yd. Field Goal
vs. NYJ (10/23)	7	84	3:41	TD	1	Dulcich 39 yd. pass from Wilson
	7	66	0:53	FG	2	McManus 27 yd. Field Goal
	4	0	2:07	FG	4	McManus 48 yd. Field Goal
at Jac. (10/30)	13	75	6:01	TD	1	Murray 2 yd. run
	11	73	6:05	FG	2	McManus 44 yd. Field Goal
	11	75	5:59	TD	2	Jeuody 6 yd. pass from Wilson
at Ten. (11/13)	9	98	4:22	TD	3	Gordon III 1 yd. run
	7	80	2:11	TD	4	Murray 2 yd. run
	6	80	3:00	TD	2	Virgil 66 yd. pass from Wilson
vs. L.V. (11/20)	9	41	3:55	FG	2	McManus 39 yd. Field Goal
	7	92	3:30	TD	1	Murray 1 yd. run
	8	34	3:07	FG	2	McManus 48 yd. Field Goal
at Car. (11/27)	9	38	4:39	FG	4	McManus 52 yd. Field Goal
	8	52	3:36	FG	4	McManus 48 yd. Field Goal
	5	18	2:35	FG	2	McManus 27 yd. Field Goal
at Bal. (12/4)	14	77	5:40	TD	4	Johnson 1 yd. pass from Wilson
	11	49	5:57	FG	1	McManus 52 yd. Field Goal
	8	70	2:18	FG	2	McManus 41 yd. Field Goal
vs. K.C. (12/11)	4	8	2:01	FG	3	McManus 50 yd. Field Goal
	7	42	1:18	TD	2	Jeuody 18 yd. pass from Wilson
	4	60	0:57	TD	2	Jeuody 5 yd. pass from Wilson
vs. Ari. (12/18)	5	75	1:57	TD	3	Mack 66 yd. pass from Wilson
	12	75	4:49	TD	4	Jeuody 7 yd. pass from Rypien
	10	41	4:33	FG	1	McManus 52 yd. Field Goal
at LAR (12/25)	7	80	2:57	TD	3	Mack 3 yd. run
	6	56	2:55	TD	4	Murray 10 yd. run
	2	5	0:41	TD	4	Tomlinson 3 yd. pass from Rypien
at K.C. (1/1)	8	39	4:06	FG	1	McManus 54 yd. Field Goal
	7	44	1:06	FG	2	McManus 49 yd. Field Goal
	12	75	4:01	TD	4	Dulcich 11 yd. pass from Wilson
vs. LAC (1/8)	14	49	6:46	FG	2	McManus 49 yd. Field Goal
	1	16	0:05	TD	2	Wilson 16 yd. run
	6	63	3:48	TD	3	Okwuegbunam 25 yd. pass from Wilson
vs. NYJ (1/19)	12	75	6:22	TD	4	Wilson 4 yd. run
	12	75	7:22	TD	1	Murray 2 yd. run
	7	34	3:29	FG	2	McManus 33 yd. Field Goal
vs. Hou. (1/25)	3	75	0:20	TD	2	Tomlinson 3 yd. pass from Wilson
	6	75	3:18	TD	3	Badie 24 yd. pass from Wilson
	8	89	4:06	TD	4	Sutton 20 yd. pass from Wilson

AVERAGE	7.9	57.5	3:32
TD AVG.	7.4	66.3	3:22
FG AVG.	8.5	45.7	3:42

2022 GAME OPENING DRIVES

Opponent	DENVER			OPPONENTS		
	Pts.	FD	Yds.	Pts.	FD	Yds.
at Sea. (9/12)	3	3	77	7	2	70
vs. Hou. (9/18)	0	2	44	0	0	8
vs. S.F. (9/25)	0	0	3	0	1	16
at L.V. (10/2)	0	1	10	3	3	60
vs. Ind. (10/6)	3	3	49	0	0	8
at LAC (10/17)	3	2	46	0	2	36
vs. NYJ (10/23)	0	1	26	0	0	0
at Jac. (10/30)	0	0	-3	0	1	14
at Ten. (11/13)	0	1	35	0	0	7
vs. L.V. (11/20)	7	5	92	0	2	36
at Car. (11/27)	0	0	-1	0	1	19
at Bal. (12/4)	3	3	49	0	0	5
vs. K.C. (12/11)	0	3	32	3	3	58
vs. Ari. (12/18)	3	3	41	0	0	4
at LAR (12/25)	0	0	1	3	3	38
at K.C. (1/1)	0	0	5	7	5	65
vs. LAC (1/8)	7	7	75	7	4	75
TOTAL	29	34	581	30	27	519

2022 2ND-HALF OPENING DRIVES

Opponent	DENVER			OPPONENTS		
	Pts.	FD	Yds.	Pts.	FD	Yds.
at Sea. (9/12)	0	3	78	0	3	37
vs. Hou. (9/18)	0	0	-6	3	4	39
vs. S.F. (9/25)	0	0	-4	0	1	7
at L.V. (10/2)	0	1	12	0	1	6
vs. Ind. (10/6)	0	1	11	3	2	34
at LAC (10/17)	0	0	8	3	4	60
vs. NYJ (10/23)	0	1	23	0	1	32
at Jac. (10/30)	7	5	98	0	2	29
at Ten. (11/13)	0	0	9	0	0	4
vs. L.V. (11/20)	0	0	-1	3	1	20
at Car. (11/27)	0	0	8	7	5	72
at Bal. (12/4)	0	2	24	0	1	17
vs. K.C. (12/11)	7	2	75	0	0	-1
vs. Ari. (12/18)	7	5	80	3	3	38
at LAR (12/25)	0	2	37	3	5	68
at K.C. (1/1)	0	1	19	0	0	2
vs. LAC (1/8)	7	3	75	0	1	17
TOTAL	28	26	542	25	34	481

2022 SCORING DRIVE LENGTH

	DENVER		OPPONENTS	
	TD	FG	TD	FG
(MINUS)	-	-	-	-
0-9	1	3	-	3
10-19	1	1	2	2
20-29	-	-	1	4
30-39	1	5	2	6
40-49	1	8	1	3
50-59	1	4	1	11
60-69	3	2	4	8
70-79	13	5	17	2
80-89	6	-	2	-
90-99	2	-	2	-
TOTAL	29	28	32	39

LONGEST SCORING DRIVES OF 2022

Most Plays:	Broncos:	15	(at Sea, Sept. 12, FG, 72 yds., 6:37)
	Opponent:	16	(at Bal., Dec. 4, TD, 91 yds., 4:34)
Most Yards:	Broncos:	98	(at Jac., Oct. 30, TD, 9 plays, 4:22)
	Opponent:	91	(at Bal., Dec. 4, TD, 16 plays, 4:34)
Most Time:	Broncos:	7:22	(vs. LAC, Jan. 8, TD, 13 plays, 75 yds.)
	Opponent:	9:08	(at LAR, Dec. 25, FG, 15 plays, 68 yds.)

SHORTEST SCORING DRIVES OF 2022

Fewest Plays:	Broncos:	1	(at K.C., Jan. 1, TD, 16 yds., 0:05)
	Opponent:	2	(at LAR, Dec. 25, TD, 11 yds., 0:27)
Fewest Yards:	Broncos:	0	(twice, last: at LAC, Oct. 17, FG, 4 plays, 2:07)
	Opponent:	6	(at LAR, Dec. 25, FG, 4 plays, 2:14)
Least Time:	Broncos:	0:05	(at K.C., Jan. 1, TD, 1 play, 16 yds.)
	Opponent:	0:27	(at LAR, Dec. 25, TD, 2 plays, 11 yds.)

2022 SACK CHART

Dre'Mont Jones (6.5) — 2 vs. Hou. (9/18), 0.5 vs. Ind. (10/6), 2 vs. NYJ (10/23), 1 at Jac. (10/30), 1 vs. K.C. (12/11). **Bradley Chubb (5.5)** — 2 at Sea. (9/12), 1 vs. S.F. (9/25), 2.5 vs. Ind. (10/6). **Baron Browning (5.0)** — 1.5 vs. Ind. (10/6), 1 at LAC (10/17), 1 at Bal. (12/4), 0.5 vs. Ari. (12/18), 1 vs. LAC (1/8). **DeShawn Williams (4.5)** — 2 at Bal. (12/4), 2.5 vs. Ari. (12/18). **Josey Jewell (2.5)** — 1 vs. S.F. (9/25), 0.5 vs. Ind. (10/6), 1 vs. L.V. (11/20). **D.J. Jones (2.0)** — 1 at L.V. (10/2), 1 vs. Ind. (10/6). **Randy Gregory (2.0)** — 1 vs. Hou. (9/18), 1 vs. S.F. (9/25). **Jonathon Cooper (2.0)** — 1 at Bal. (12/4), 1 vs. K.C. (12/11). **Mike Purcell (1.5)** — 1 vs. S.F. (9/25), 0.5 vs. NYJ (10/23). **Nik Bonitto (1.5)** — 0.5 vs. NYJ (10/23), 1 at Jac. (10/30). **K'Waun Williams (1.0)** — 1 at L.V. (10/2). **Matt Henningsen (1.0)** — 1 at LAC (10/17). **Jake Martin (1.0)** — 1 at Ten. (11/13).

2022 INTERCEPTION CHART

Justin Simmons (6) — 1 at Jac. (10/30), 2 at Bal. (12/4), 2 vs. Ari. (12/18), 1 at K.C. (1/1). **Pat Surtain II (2)** — 1 vs. K.C. (12/11), 1 vs. Ari. (12/18). **Caden Sterns (2)** — 2 vs. Ind. (10/6). **Josey Jewell (2)** — 2 vs. K.C. (12/11). **K'Waun Williams (1)** — 1 at Jac. (10/30). **Baron Browning (1)** — 1 at LAC (10/17). **Jonas Griffith (1)** — 1 vs. S.F. (9/25).

2022 GAME-BY-GAME STARTERS

OFFENSE

GAME	WR	LT	LG	C	RG	RT	TE	WR	WR	RB	QB
at Sea. (9/12)	Sutton	Bolles	Risner	Cushenberry III	Meinerz	Fleming	Beck	Judy	Tomlinson (TE)	J. Williams	Wilson
vs. Hou. (9/18)	Sutton	Bolles	Risner	Cushenberry III	Glasgow	Fleming	Saubert	Judy	Hinton	J. Williams	Wilson
vs. S.F. (9/25)	Sutton	Bolles	Risner	Cushenberry III	Glasgow	Fleming	Tomlinson	Judy	Hinton	J. Williams	Wilson
at L.V. (10/2)	Sutton	Bolles	Risner	Cushenberry III	Glasgow	Fleming	Tomlinson	Judy	Saubert (TE)	J. Williams	Wilson
vs. Ind. (10/6)	Sutton	Bolles	Risner	Cushenberry III	Glasgow	Fleming	Tomlinson	Judy	Beck (TE)	Gordon III	Wilson
at LAC (10/17)	Sutton	Anderson	Risner	Cushenberry III	Meinerz	Fleming	Tomlinson	Judy	Beck (TE)	Gordon III	Wilson
vs. NYJ (10/23)	Sutton	Fleming	Risner	Cushenberry III	Meinerz	Turner	Tomlinson	Judy	Beck (TE)	Gordon III	Rypien
at Jac. (10/30)	Sutton	Anderson	Risner	Cushenberry III	Meinerz	Turner	Tomlinson	Judy	Dulcich (TE)	Gordon III	Wilson
at Ten. (11/13)	Sutton	Anderson	Risner	Glasgow	Meinerz	Turner	Dulcich	Judy	Virgil	Gordon III	Wilson
vs. L.V. (11/20)	Sutton	Anderson	Risner	Glasgow	Meinerz	Fleming	Dulcich	Saubert (TE)	Tomlinson (TE)	Gordon III	Wilson
at Car. (11/27)	Sutton	Anderson	Risner	Glasgow	Meinerz	Fleming	Saubert	Hinton	Washington	Murray	Wilson
at Bal. (12/4)	Sutton	Anderson	Risner	Glasgow	Meinerz	Fleming	Saubert	Hinton	Tomlinson (TE)	Murray	Wilson
vs. K.C. (12/11)	Hinton	Anderson	Wattenberg	Glasgow	Meinerz	Fleming	Tomlinson	Judy	Dulcich (TE)	Murray	Wilson
vs. Ari. (12/18)	Swain	Fleming	Risner	Glasgow	Meinerz	Turner	Dulcich	Judy	Johnson	Murray	Rypien
at LAR (12/25)	Sutton	Fleming	Risner	Glasgow	Meinerz	Turner	Dulcich	Judy	Tomlinson (TE)	Murray	Wilson
at K.C. (1/1)	Sutton	Fleming	Risner	Glasgow	Meinerz	Turner	Okuegbonam	Judy	Edmonds (RB)	Murray	Wilson
vs. LAC (1/8)	Sutton	Fleming	Bailey	Glasgow	Meinerz	Turner	Tomlinson	Judy	Saubert (TE)	Murray	Wilson

DEFENSE

GAME	DE	NT	DE	SLB	WLB	ILB	ILB	LCB	RCB	SS	FS
at Sea. (9/12)	D. Jones	D.J. Jones	D. Williams	Chubb	Gregory	Griffith	Singleton	Surtain II	Darby	K. Jackson	Simmons
vs. Hou. (9/18)	D. Jones	D.J. Jones	D. Williams	Chubb	Gregory	Griffith	Singleton	Surtain II	Darby	K. Jackson	Sterns
vs. S.F. (9/25)	D. Jones	D.J. Jones	D. Williams	Chubb	J. Harris (DL)	Griffith	Jewell	Surtain II	Darby	K. Jackson	K.Williams (CB)
at L.V. (10/2)	D. Jones	D.J. Jones	K.Williams (CB)	Chubb	Gregory	Griffith	Jewell	Surtain II	Darby	K. Jackson	Sterns
vs. Ind. (10/6)	D. Jones	D.J. Jones	D. Williams	Chubb	Purcell (DL)	K.Williams (CB)	Jewell	Surtain II	Darby	K. Jackson	Sterns
at LAC (10/17)	D. Jones	D.J. Jones	D. Williams	Chubb	Browning	Griffith	Singleton	Surtain II	Mathis	K. Jackson	Simmons
vs. NYJ (10/23)	D. Jones	D.J. Jones	D. Williams	Chubb	Browning	Griffith	Singleton	Surtain II	Mathis	K. Jackson	Simmons
at Jac. (10/30)	D. Jones	D.J. Jones	K.Williams (CB)	Chubb	Cooper	Griffith	Jewell	Surtain II	Mathis	K. Jackson	Simmons
at Ten. (11/13)	D. Jones	D.J. Jones	D. Williams	M.Purcell (DL)	Cooper	Griffith	Jewell	Surtain II	Mathis	K. Jackson	Singleton (LB)
vs. L.V. (11/20)	D. Jones	D.J. Jones	D. Williams	Cooper	Browning	Singleton	Jewell	Surtain II	Mathis	K. Jackson	Simmons
at Car. (11/27)	D. Jones	D.J. Jones	D. Williams	Cooper	Browning	Singleton	Jewell	Surtain II	Mathis	K. Jackson	Simmons
at Bal. (12/4)	D. Jones	D.J. Jones	D. Williams	Cooper	Browning	Singleton	Jewell	Surtain II	Mathis	K. Jackson	Simmons
vs. K.C. (12/11)	D. Jones	D.J. Jones	D. Williams	K.Williams (CB)	Browning	Singleton	Jewell	Surtain II	Mathis	K. Jackson	Simmons
vs. Ari. (12/18)	K.Williams (CB)	D.J. Jones	D. Williams	Cooper	Browning	Singleton	Jewell	Surtain II	Mathis	K. Jackson	Simmons
at LAR (12/25)	J.Harris (DL)	D.J. Jones	D. Williams	Cooper	Browning	Singleton	Jewell	Surtain II	Mathis	K. Jackson	Simmons
at K.C. (1/1)	Purcell	Harris (DL)	D. Williams	Cooper	Bonitto	K.Williams (CB)	Jewell	Surtain II	Mathis	K. Jackson	Simmons
vs. LAC (1/8)	Purcell	Harris (DL)	D. Williams	Cooper	K.Williams (CB)	Singleton	Jewell	Surtain II	McMillian	K. Jackson	Simmons

2022 INDIVIDUAL SINGLE-GAME HIGHS

BRONCOS

STATISTIC	TOTAL	PLAYER(S)
YARDS RUSHING	130	Latavius Murray, vs. Ari. (12/18/22)
RUSHING ATTEMPTS	24	Latavius Murray, vs. Ari. (12/18/22)
RUSHING TOUCHDOWNS	2	Russell Wilson, at K.C. (1/1/23)
YARDS PASSING	340	Russell Wilson, at Sea. (9/12/22)
PASS ATTEMPTS	46	Brett Rypien, vs. NYJ (10/23/22)
PASS COMPLETIONS	29	Russell Wilson, at Sea. (9/12/22)
TOUCHDOWN PASSES	3	2x, last: Russell Wilson, vs. LAC (1/8/23)
PASSES HAD INTERCEPTED	3	Russell Wilson, at LAR (12/25/22)
RECEPTIONS	11	Javonte Williams, at Sea. (9/12/22)
RECEIVING YARDS	154	Jerry Jeudy, vs. LAC (1/8/23)
RECEIVING TOUCHDOWNS	3	Jerry Jeudy, vs. K.C. (12/11/22)
TOTAL YARDS FROM SCRIMMAGE	193	Jerry Jeudy, vs. LAC (1/8/23)
ALL-PURPOSE YARDS	193	Jerry Jeudy, vs. LAC (1/8/23)
FIELD GOALS	3	6x, last: Brandon McManus, at Bal. (12/4/22)
TACKLES	21	Alex Singleton, at LAC (10/17/22)
INTERCEPTIONS	2	4x, last: Justin Simmons, vs. Ari. (12/18/22)
SACKS	2.5	2x, last: DeShawn Williams, vs. Ari. (12/18/22)
LONGEST RUN FROM SCRIMMAGE	52	Latavius Murray, at Car. (11/27/22)
LONGEST PASS COMPLETION	67t	Russell Wilson, at Sea. (9/12/22)
LONGEST PASS RECEPTION	67t	Jerry Jeudy, at Sea. (9/12/22)
LONGEST INTERCEPTION RETURN	23	2x, last: Justin Simmons, vs. Ari. (12/18/22)
LONGEST PUNT RETURN	30	Montrell Washington, at L.V. (10/2/22)
LONGEST KICKOFF RETURN	29	2x, last: Montrell Washington, at LAR (12/25/22)
LONGEST PUNT	59	Corliss Waitman, vs. LAC (1/8/23)
LONGEST FIELD GOAL	55	Brandon McManus, vs. S.F. (9/25/22)

OPPONENTS

STATISTIC	TOTAL	PLAYER(S)
YARDS RUSHING	156	Travis Etienne, at Jac. (10/30/22)
RUSHING ATTEMPTS	28	Josh Jacobs, at L.V. (10/2/22)
RUSHING TOUCHDOWNS	3	Cam Akers, at LAR (12/25/22)
YARDS PASSING	352	Patrick Mahomes, vs. K.C. (12/11/22)
PASS ATTEMPTS	57	Justin Herbert, at LAC (10/17/22)
PASS COMPLETIONS	37	Justin Herbert, at LAC (10/17/22)
TOUCHDOWN PASSES	3	2x, last: Patrick Mahomes, at K.C. (1/1/23)
PASSES HAD INTERCEPTED	3	Patrick Mahomes, vs. K.C. (12/11/22)
RECEPTIONS	10	Austin Ekeler, at LAC (10/17/22)
RECEIVING YARDS	141	Davante Adams, vs. L.V. (11/20/22)
RECEIVING TOUCHDOWNS	2	6x, last: Keenan Allen, vs. LAC (1/8/23)
TOTAL YARDS FROM SCRIMMAGE	175	Josh Jacobs, at L.V. (10/2/22)
ALL-PURPOSE YARDS	175	Josh Jacobs, at L.V. (10/2/22)
FIELD GOALS	4	3x, last: Dustin Hopkins, at LAC (10/17/22)
TACKLES	12	Jordyn Brooks, at Sea. (9/12/22)
INTERCEPTIONS	2	Cobie Durant, at LAR (12/25/22)
SACKS	3	J.J. Watt, vs. Ari. (12/18/22)
LONGEST RUN FROM SCRIMMAGE	62t	Breece Hall, vs. NYJ (10/23/22)
LONGEST PASS COMPLETION	63t	Ryan Tannehill, at Ten. (11/13/22)
LONGEST PASS RECEPTION	63t	Nick Westbrook-Ikhine, at Ten. (11/13/22)
LONGEST INTERCEPTION RETURN	85t	Cobie Durant, at LAR (12/25/22)
LONGEST PUNT RETURN	28	DeAndre Carter, vs. LAC (1/8/23)
LONGEST KICKOFF RETURN	32	Brandon Bolden, at L.V. (10/2/22)
LONGEST PUNT	76	Tommy Townsend, vs. K.C. (12/11/22)
LONGEST FIELD GOAL	57	Daniel Carlson, vs. L.V. (11/20/22)

2022 TEAM SINGLE-GAME HIGHS & LOWS

BRONCOS

STATISTIC	HIGH	LOW
TOTAL FIRST DOWNS	23 vs. Ari. (12/18/22)	12 2x, last: at Bal. (12/4/22)
TOTAL NET YARDS	471 vs. LAC (1/8/23)	246 at Car. (11/27/22)
TOTAL OFFENSIVE PLAYS	75 vs. NYJ (10/23/22)	48 at L.V. (10/2/22)
NET YARDS RUSHING	205 vs. LAC (1/8/23)	65 at Ten. (11/13/22)
RUSHING ATTEMPTS	36 vs. LAC (1/8/23)	19 2x, last: vs. K.C. (12/11/22)
NET YARDS PASSING	330 at Sea. (9/12/22)	125 at Car. (11/27/22)
PASS ATTEMPTS	46 vs. NYJ (10/23/22)	22 at Bal. (12/4/22)
PASS COMPLETIONS	29 at Sea. (9/12/22)	13 vs. LAC (1/8/23)
PASSES HAD INTERCEPTED	4 at LAR (12/25/22)	0 7x, last: at Bal. (12/4/22)
TIMES SACKED	7 vs. Ari. (12/18/22)	1 vs. NYJ (10/23/22)
PUNTS	10 vs. S.F. (9/25/22)	1 at Sea. (9/12/22)
GROSS PUNTING AVERAGE	52.4 at Car. (11/27/22)	36.0 at Sea. (9/12/22)
NET PUNTING AVERAGE	46.8 at Jac. (10/30/22)	33.4 vs. Hou. (9/18/22)
PUNT RETURNS	4 3x, last: vs. Ari. (12/18/22)	0 at LAR (12/25/22)
PUNT RETURN YARDS	66 at L.V. (10/2/22)	0 4x, last: vs. LAC (1/8/23)
KICKOFF RETURNS	3 4x, last: at Bal. (12/4/22)	0 3x, last: vs. LAC (1/8/23)
KICKOFF RETURN YARDS	69 at Car. (11/27/22)	0 3x, last: vs. LAC (1/8/23)
INTERCEPTION RETURNS	3 2x, last: vs. Ari. (12/18/22)	0 9x, last: vs. LAC (1/8/23)
INTERCEPTION RETURN YARDS	40 vs. Ari. (12/18/22)	-6 at LAC (10/17/22)
PENALTIES	13 vs. Hou. (9/18/22)	3 2x, last: vs. LAC (1/8/23)
YARDS PENALIZED	151 at LAC (10/17/22)	23 at K.C. (1/1/23)
FUMBLES	3 4x, last: vs. LAC (1/8/23)	0 4x, last: at LAR (12/25/22)
FUMBLES LOST	2 2x, last: at Car. (11/27/22)	0 10x, last: at LAR (12/25/22)
SACKS MADE	6 vs. Ind. (10/6/22)	0 3x, last: at K.C. (1/1/23)
FUMBLES FORCED	3 2x, last: vs. Ind. (10/6/22)	0 9x, last: at K.C. (1/1/23)
FUMBLES RECOVERED	2 2x, last: vs. LAC (1/8/23)	0 11x, last: at LAR (12/25/22)
TIME OF POSSESSION	34:29 vs. S.F. (9/25/22)	22:57 at Car. (11/27/22)

OPPONENTS

STATISTIC	High	Low
TOTAL FIRST DOWNS	26 at LAR (12/25/22)	10 vs. NYJ (10/23/22)
TOTAL NET YARDS	431 vs. K.C. (12/11/22)	234 vs. Hou. (9/18/22)
TOTAL OFFENSIVE PLAYS	83 at LAC (10/17/22)	49 at Sea. (9/12/22)
NET YARDS RUSHING	212 at L.V. (10/2/22)	46 at K.C. (1/1/23)
RUSHING ATTEMPTS	46 at Car. (11/27/22)	16 at K.C. (1/1/23)
NET YARDS PASSING	342 vs. K.C. (12/11/22)	105 vs. NYJ (10/23/22)
PASS ATTEMPTS	57 at LAC (10/17/22)	19 at Car. (11/27/22)
PASS COMPLETIONS	37 at LAC (10/17/22)	11 at Car. (11/27/22)
PASSES HAD INTERCEPTED	3 2x, last: vs. Ari. (12/18/22)	0 9x, last: vs. LAC (1/8/23)
TIMES SACKED	6 vs. Ind. (10/6/22)	0 3x, last: at K.C. (1/1/23)
PUNTS	8 2x, last: at Ten. (11/13/22)	2 at Sea. (9/12/22)
GROSS PUNTING AVERAGE	66.3 vs. K.C. (12/11/22)	44.0 at LAC (10/17/22)
NET PUNTING AVERAGE	52.7 vs. K.C. (12/11/22)	37.3 at L.V. (10/2/22)
PUNT RETURNS	5 2x, last: at Car. (11/27/22)	0 2x, last: vs. NYJ (10/23/22)
PUNT RETURN YARDS	51 at Ten. (11/13/22)	0 2x, last: vs. NYJ (10/23/22)
KICKOFF RETURNS	3 3x, last: at Bal. (12/4/22)	0 6x, last: vs. LAC (1/8/23)
KICKOFF RETURN YARDS	77 at Sea. (9/12/22)	0 6x, last: vs. LAC (1/8/23)
INTERCEPTION RETURNS	4 at LAR (12/25/22)	0 7x, last: at Bal. (12/4/22)
INTERCEPTION RETURN YARDS	113 at LAR (12/25/22)	0 9x, last: at Bal. (12/4/22)
PENALTIES	11 vs. NYJ (10/23/22)	3 2x, last: at LAR (12/25/22)
YARDS PENALIZED	98 vs. L.V. (11/20/22)	6 at LAR (12/25/22)
FUMBLES	4 vs. Ind. (10/6/22)	0 6x, last: vs. Ari. (12/18/22)
FUMBLES LOST	2 2x, last: vs. LAC (1/8/23)	0 11x, last: at LAR (12/25/22)
SACKS MADE	7 vs. Ari. (12/18/22)	1 vs. NYJ (10/23/22)
FUMBLES FORCED	2 2x, last: vs. S.F. (9/25/22)	0 8x, last: vs. LAC (1/8/23)
FUMBLES RECOVERED	2 2x, last: at Car. (11/27/22)	0 10x, last: at LAR (12/25/22)
TIME OF POSSESSION	38:49 at LAC (10/17/22)	25:31 vs. S.F. (9/25/22)

2022 BRONCOS GAME-BY-GAME STATISTICS

	at Sea. (9/12)	vs. Hou. (9/18)	vs. S.F. (9/25)	at L.V. (10/2)	vs. Ind. (10/6)	at LAC (10/7)	vs. NYJ (10/23)	at Jac. (10/30)	at Ten. (11/13)	vs. L.V. (11/20)	at Car. (11/27)	at Bal. (12/4)	vs. K.C. (12/11)	vs. Ari. (12/18)	at LAR (12/25)	at K.C. (1/1)	vs. LAC (1/8)	TOTALS	
First Downs																			
Total	20	20	14	12	18	13	21	18	18	19	14	12	17	23	18	21	22	300	
Rushing	5	5	5	5	6	3	7	7	5	6	4	4	6	12	7	6	12	105	
Passing	13	11	8	7	11	8	10	11	10	11	8	7	10	10	11	12	8	166	
Penalty	2	4	1	0	1	2	4	0	3	2	2	1	1	1	0	3	2	29	
Third-Down Efficiency																			
Converted	8	3	6	3	2	4	5	2	4	3	4	2	6	4	3	3	5	67	
Attempts	15	12	19	11	15	14	16	11	17	12	14	12	17	11	10	12	12	230	
Efficiency	53.3%	25.0%	31.6%	27.3%	13.3%	28.6%	31.3%	18.2%	23.5%	25.0%	28.6%	16.7%	35.3%	36.4%	30.0%	25.0%	41.7%	29.1%	
Fourth-Down Efficiency																			
Converted	0	1	0	1	1	0	1	2	2	0	0	1	0	1	1	1	1	12	
Attempts	1	1	0	2	2	0	3	3	3	0	1	0	2	0	3	2	1	24	
Efficiency	0.0%	100.0%	—	50.0%	50.0%	—	33.3%	66.7%	66.7%	—	0.0%	—	50.0%	—	33.3%	50.0%	100.0%	50.0%	
Total Offense																			
Net Yards	433	350	261	299	375	258	324	331	313	320	246	272	320	324	323	307	471	5,527	
Plays	64	65	70	48	71	55	75	61	73	62	57	52	69	67	61	66	62	1,078	
Avg./play	6.8	5.4	3.7	6.2	5.3	4.7	4.3	5.4	4.3	5.2	4.3	5.2	4.6	4.8	5.3	4.7	7.6	5.1	
Rushing																			
Net Yards	103	149	101	85	125	98	105	101	65	94	121	88	106	168	104	117	205	1,935	
Attempts	20	31	33	20	28	23	28	28	25	28	19	28	19	34	20	24	36	444	
Avg./rush	5.2	4.8	3.1	4.3	4.5	4.3	3.8	3.6	2.6	3.4	6.4	3.1	5.6	4.9	5.2	4.9	5.7	4.4	
TFL - yds.	3-4	3-6	2-9	3-6	2-3	1-1	0-0	0-0	4-5	3-6	1-3	4-5	0-0	3-7	2-4	1-1	2-2	34-62	
Passing																			
Net Yards	330	201	160	214	250	160	219	230	248	226	125	184	214	156	219	190	266	3,592	
Sacks	2	3	4	3	4	4	1	3	6	3	2	6	7	6	4	2	6	63	
Yds. Lost	10	18	24	23	24	28	6	22	38	21	17	5	49	41	40	32	17	415	
Gross Yds.	340	219	184	237	274	188	225	252	286	247	142	189	263	197	259	222	283	4,007	
Attempts	42	31	33	25	39	28	46	30	42	31	35	22	44	26	35	38	24	571	
Compl.	29	14	20	17	21	15	24	18	21	24	19	17	27	21	19	26	13	345	
Pct.	69.1%	45.2%	60.6%	68.0%	53.9%	53.6%	52.2%	60.0%	50.0%	77.4%	54.3%	77.3%	61.4%	80.8%	54.3%	68.4%	54.2%	60.4%	
Int.	0	1	0	0	1	0	1	0	1	0	1	0	2	1	4	1	1	15	
Avg./play	7.5	5.9	4.3	7.6	5.8	5.0	4.7	7.0	5.2	6.6	3.3	7.7	4.3	4.7	5.3	4.5	10.2	5.7	
Kickoffs																			
No.	4	5	3	5	4	3	4	3	6	3	4	5	3	5	3	5	6	73	
In End Zone-TB	3-1	4-4	2-1	4-3	5-5	3-2	3-3	3-2	2-2	3-3	2-2	3-1	5-5	5-4	2-2	5-5	6-6	60-51	
Punts																			
No.	1	5	10	5	5	7	6	6	9	4	7	7	7	5	2	5	5	96	
Yards	36	214	476	241	229	323	240	306	411	187	367	288	333	224	100	257	238	4,470	
Avg.	36.0	42.8	47.6	48.2	45.8	46.1	40.0	51.0	45.7	46.8	52.4	41.1	47.6	44.8	50.0	51.4	47.6	46.6	
Net Avg.	36.0	33.4	43.6	42.8	41.4	40.6	40.0	46.8	37.8	39.8	46.1	40.7	41.6	42.6	44.0	44.6	40.2	41.5	
Had Blocked	0	0	0	0	0	0	0	0	0	0	0	0	0	0	0	0	0	0	
Kicks, Had Blocked	0	0	0	0	1	0	0	0	0	1	0	0	0	0	0	0	0	2	
Field Goals-PATs	0-0	0-0	0-0	0-0	1-0	0-0	0-0	0-0	0-0	1-0	0-0	0-0	0-0	0-0	0-0	0-0	0-0	2-0	
Punt Returns																			
No.	1	4	1	3	2	2	1	4	3	2	1	3	1	4	0	3	2	37	
Yards	3	59	9	66	6	0	2	22	14	27	0	19	21	23	0	37	0	308	
Avg.	3.0	14.8	9.0	22.0	3.0	0.0	2.0	5.5	4.7	13.5	0.0	6.3	21.0	5.8	—	12.3	0.0	8.3	
Kickoff Returns																			
No.	3	1	1	0	1	1	0	2	2	3	3	3	1	1	1	1	0	24	
Yards	51	17	14	0	20	26	0	35	18	41	69	32	29	19	29	20	0	420	
Avg.	17.0	17.0	14.0	—	20.0	26.0	—	17.5	9.0	13.7	23.0	10.7	29.0	19.0	29.0	20.0	—	17.5	
Interception Returns																			
No.	0	0	1	0	2	1	0	2	0	0	2	3	3	0	1	0	1	15	
Yards	0	0	1	0	25	-6	0	0	0	0	8	21	40	0	0	0	0	89	
Avg.	—	—	1.0	—	12.5	-6.0	—	0.0	—	—	—	4.0	7.0	13.3	—	0.0	—	5.9	
Penalties																			
No.	12	13	5	7	7	10	4	12	8	5	4	4	6	4	6	3	3	113	
Yds. Lost	106	100	30	50	49	151	34	80	50	45	44	48	38	31	55	23	36	970	
Fumbles																			
No.	2	0	2	1	2	3	1	0	3	2	2	0	1	3	0	1	3	26	
Lost	2	0	0	1	0	1	0	0	0	0	2	0	0	1	0	1	1	9	
Touchdowns																			
Total TDs	1	1	1	3	0	1	1	3	1	1	1	0	4	3	1	3	4	29	
Rush	0	0	1	1	0	0	1	2	0	1	0	0	0	2	0	2	1	11	
Pass	1	1	0	2	0	1	0	1	1	0	1	0	4	1	1	1	3	18	
Returns	0	0	0	0	0	0	0	0	0	0	0	0	0	0	0	0	0	0	
Fumble Returns	0	0	0	0	0	0	0	0	0	0	0	0	0	0	0	0	0	0	
Interception Returns	0	0	0	0	0	0	0	0	0	0	0	0	0	0	0	0	0	0	
Extra Points																			
Made-Attempts	1-1	1-1	0-1	2-3	0-0	1-1	0-1	3-3	1-1	1-1	0-0	4-4	3-3	1-1	3-3	4-4	0-0	26-29	
Kicking Mid.-Att.	1-1	1-1	0-0	2-3	0-0	1-1	0-1	3-3	1-1	1-1	0-0	4-4	3-3	0-0	3-3	4-4	0-0	25-27	
Rushing Mid.-Att.	0-0	0-0	0-0	0-0	0-0	0-0	0-0	0-0	0-0	0-0	0-0	0-0	0-0	0-0	1-1	0-0	0-0	1-1	
Passing Mid.-Att.	0-0	0-0	0-1	0-0	0-0	0-0	0-0	0-0	0-0	0-0	0-0	0-0	0-0	0-0	0-0	0-0	0-0	0-1	
Field Goals																			
Made-Attempts	3-4	3-3	1-2	1-1	3-4	3-3	1-2	0-0	1-1	3-4	1-2	3-4	0-0	1-2	2-2	1-1	1-1	28-36	
Red Zone Efficiency																			
Scored-Attempts	0-4	0-2	1-1	2-3	0-4	0-1	1-2	3-3	0-0	1-2	1-0	3-3	3-3	1-1	2-2	2-3	0-0	20-36	
Efficiency	0.0%	0.0%	100.0%	66.7%	0.0%	0.0%	50.0%	100.0%	0.0%	50.0%	50.0%	—	100.0%	100.0%	100.0%	100.0%	66.7%	55.8%	
Goal-to-Go Efficiency																			
Scored-Attempts	0-3	0-2	1-1	2-2	0-1	0-1	1-1	3-3	0-0	1-1	1-1	0-0	2-2	3-3	0-0	1-1	2-2	17-24	
Efficiency	0.0%	0.0%	100.0%	100.0%	0.0%	0.0%	100.0%	100.0%	—	100.0%	100.0%	—	100.0%	100.0%	—	100.0%	100.0%	70.8%	
Safeties	0	0	1	0	0	0	0	0	0	0	0	0	0	0	0	0	0	1	
Total Points	16	16	11	23	9	16	9	21	10	16	10	9	28	24	14	24	31	287	
Time of Poss. Avg.	33:39	32:33	34:29	25:08	32:51	28:33	32:23	25:56	33:57	28:57	22:57	27:31	29:47	32:58	23:25	33:06	31:03	29:29	

Staff/Coaches, Players, Foster, Friedman, 2022 Season, History/Records, Year-by-Year, Stats, Postseason Records, Honors, Miscellaneous

2022 OPPONENTS GAME-BY-GAME STATISTICS

	at Sea. (9/12)	vs. Hou. (9/18)	vs. S.F. (9/25)	at L.V. (10/2)	vs. Ind. (10/6)	at LAC (10/17)	vs. NYJ (10/23)	at Jac. (10/30)	at Ten. (11/13)	vs. L.V. (11/20)	at Car. (11/27)	at Bal. (12/4)	vs. K.C. (12/11)	vs. Ari. (12/18)	at LAR (12/25)	at K.C. (1/1)	vs. LAC (1/8)	TOTALS	
First Downs																			
Total	19	15	13	25	19	24	10	24	14	20	19	20	13	26	22	21	21	324	
Rushing	3	7	3	14	4	7	4	12	2	8	10	9	5	4	11	3	3	109	
Passing	9	6	9	11	14	10	5	6	11	10	9	8	15	8	14	18	17	180	
Penalty	7	2	1	0	1	7	1	6	1	2	0	3	0	1	1	1	1	35	
Third-Down Efficiency																			
Converted	6	2	1	7	4	11	3	4	6	3	2	3	6	2	6	2	7	75	
Attempts	11	13	10	14	16	22	14	11	16	11	12	13	12	10	9	14	14	220	
Efficiency	54.6%	15.4%	10.0%	50.0%	25.0%	50.0%	21.4%	36.4%	37.5%	27.3%	16.7%	23.1%	50.0%	16.7%	60.0%	22.2%	50.0%	34.1%	
Fourth-Down Efficiency																			
Converted	0	1	0	0	0	1	0	0	0	0	2	3	0	0	1	1	0	9	
Attempts	1	3	0	0	0	3	0	0	0	0	2	3	0	0	1	1	0	14	
Efficiency	0.0%	33.3%	—	—	—	33.3%	—	—	—	—	100.0%	100.0%	—	—	100.0%	100.0%	—	64.3%	
Total Offense																			
Net Yards	253	234	267	385	306	297	260	305	307	407	349	285	431	240	388	374	352	5,440	
Plays	49	59	52	74	73	83	53	65	60	62	65	69	67	59	64	58	67	1,079	
Avg./play	5.2	4.0	5.1	5.2	4.2	3.6	4.9	4.7	5.1	6.6	5.4	4.1	6.4	4.1	6.1	6.4	5.3	5.0	
Rushing																			
Net Yards	76	80	88	212	106	73	155	191	63	109	185	103	89	73	158	46	59	1,866	
Attempts	19	18	19	38	26	24	32	23	23	24	46	28	23	20	36	16	22	438	
Avg./rush	4.0	4.4	4.6	5.6	4.1	3.0	6.5	6.0	2.7	4.5	4.0	3.7	3.9	3.7	4.4	2.9	2.7	4.3	
TFL - yds.	0-0	2-6	1-1	4-11	3-4	3-3	0-0	2-3	1-3	2-2	2-4	1-1	0-0	0-0	1-2	0-0	0-0	22-40	
Passing																			
Net Yards	177	154	179	173	200	224	105	114	244	298	164	182	342	167	230	328	293	3,574	
Sacks	2	3	4	2	6	2	3	2	1	0	4	2	3	0	0	1	0	36	
Yds. Lost	18	23	32	15	51	14	16	19	11	9	0	16	10	6	0	0	5	245	
Gross Yds.	195	177	211	188	251	238	121	133	255	307	164	198	352	173	230	328	298	3,819	
Attempts	28	38	29	34	41	57	26	31	36	37	19	37	42	36	28	42	44	605	
Compl.	23	19	18	21	26	37	16	18	19	23	11	30	28	20	24	29	30	392	
Pct.	82.1%	50.0%	62.1%	61.8%	63.4%	64.9%	61.5%	58.1%	52.8%	62.2%	57.9%	81.1%	66.7%	55.6%	85.7%	69.1%	68.2%	64.8%	
Int.	0	0	1	0	2	1	0	2	3	0	0	2	3	3	0	1	0	15	
Avg./play	5.9	3.8	5.4	4.8	4.3	3.8	3.6	3.5	6.6	7.8	8.6	4.4	7.8	4.3	8.2	7.8	6.5	5.6	
Kickoffs																			
No.	4	4	4	7	5	6	4	4	4	5	6	3	7	4	10	5	6	88	
In End Zone-TB	3-1	3-3	3-3	6-6	5-4	5-5	4-4	3-2	2-2	3-2	4-3	0-0	7-6	3-3	9-9	5-4	6-6	71-63	
Punts																			
No.	2	5	7	4	7	4	8	6	8	4	5	6	3	6	0	5	5	85	
Yards	101	268	362	215	310	176	438	287	432	187	255	303	199	299	0	263	279	4,374	
Avg.	50.5	53.6	51.7	53.8	44.3	44.0	54.8	47.8	54.0	46.8	51.0	50.5	66.3	49.8	0	52.6	55.8	51.5	
Net Avg.	49.0	41.8	44.7	37.3	40.6	44.0	47.0	40.8	47.3	40.0	51.0	47.3	52.7	46.0	0	45.2	47.8	45.0	
Had Blocked	0	0	0	0	0	0	0	0	0	0	0	0	0	0	0	0	0	0	
Kicks, Had Blocked	0	0	0	0	0	0	0	0	0	0	0	0	0	0	0	1	0	1	
Field Goals-PATs	0-0	0-0	0-0	0-0	0-0	0-0	0-0	0-0	0-0	0-0	0-0	0-0	0-0	0-0	0-0	1-0	0-0	1-0	
Punt Returns																			
No.	0	1	5	3	3	3	0	4	4	4	5	1	4	2	1	2	2	44	
Yards	0	7	40	7	22	39	0	25	51	28	44	3	22	11	12	14	37	362	
Avg.	—	7.0	8.0	2.3	7.3	13.0	—	6.3	12.8	7.0	8.8	3.0	5.5	5.5	12.0	7.0	18.5	8.2	
Kickoff Returns																			
No.	3	1	2	2	0	2	0	2	1	3	0	3	0	1	1	0	0	21	
Yards	77	22	23	49	0	45	0	51	17	69	0	62	0	23	7	0	0	445	
Avg.	25.7	22.0	11.5	24.5	—	22.5	—	25.5	17.0	23.0	—	20.7	—	23.0	7.0	—	—	21.2	
Interception Returns																			
No.	0	1	0	0	2	0	1	1	1	0	0	0	2	1	4	1	1	15	
Yards	0	0	0	0	35	0	27	0	1	0	0	0	53	1	113	25	4	259	
Avg.	—	—	—	—	17.5	—	27.0	0.0	1.0	—	—	—	26.5	1.0	28.3	25.0	4.0	17.3	
Penalties																			
No.	5	8	7	4	8	9	11	5	9	9	4	3	4	7	3	5	5	106	
Yds. Lost	77	94	40	25	64	89	85	54	60	98	34	15	70	46	6	31	34	922	
Fumbles																			
No.	3	2	3	0	4	0	0	1	2	0	2	1	0	0	1	1	3	23	
Lost	1	0	2	0	0	0	0	0	1	0	1	0	0	0	0	1	2	8	
Touchdowns																			
Total TDs	2	0	1	3	0	1	1	2	2	2	2	1	4	1	6	4	3	35	
Rush	0	0	0	2	0	1	1	1	0	0	1	1	0	1	3	1	0	12	
Pass	2	0	1	0	0	0	0	1	2	2	1	0	3	0	2	3	3	20	
Returns	0	0	0	0	0	0	0	0	0	0	0	0	0	0	0	0	0	0	
Fumble Returns	0	0	0	1	0	0	0	0	0	0	0	0	0	0	0	0	0	1	
Interception Returns	0	0	0	0	0	0	0	0	0	0	0	0	1	0	1	0	0	2	
Extra Points																			
Made-Attempts	2-2	0-0	1-1	2-3	0-0	1-1	1-1	2-2	2-2	1-1	2-2	1-1	4-4	0-1	6-6	3-4	3-3	31-34	
Kicking Mid.-Att.	2-2	0-0	1-1	2-3	0-0	1-1	1-1	2-2	2-2	1-1	2-2	1-1	4-4	0-0	6-6	3-3	2-2	30-31	
Rushing Mid.-Att.	0-0	0-0	0-0	0-0	0-0	0-0	0-0	0-0	0-0	0-0	0-0	0-0	0-0	0-0	0-0	0-1	1-1	1-2	
Passing Mid.-Att.	0-0	0-0	0-0	0-0	0-0	0-0	0-0	0-0	0-0	0-0	0-0	0-0	0-0	0-1	0-0	0-0	0-0	0-1	
Field Goals																			
Made-Attempts	1-1	3-3	1-1	4-4	4-4	4-4	3-3	1-1	1-1	3-4	3-3	1-1	2-2	3-3	3-3	0-1	2-2	39-41	
Red Zone Efficiency																			
Scored-Attempts	0-2	0-1	1-1	2-5	0-2	1-4	0-1	1-3	1-2	0-1	2-4	1-2	2-3	1-1	5-6	4-5	3-4	24-47	
Efficiency	0.0%	0.0%	100.0%	40.0%	0.0%	25.0%	0.0%	33.3%	50.0%	0.0%	50.0%	50.0%	66.7%	100.0%	83.3%	80.0%	75.0%	51.1%	
Goal-to-Go Efficiency																			
Scored-Attempts	0-0	0-1	1-1	1-2	0-0	0-0	0-0	1-2	1-1	0-1	2-3	1-1	2-2	1-1	4-4	3-4	2-2	19-25	
Efficiency	—	0.0%	100.0%	50.0%	—	—	—	50.0%	100.0%	0.0%	66.7%	100.0%	100.0%	100.0%	100.0%	75.0%	100.0%	76.9%	
Safeties	0	0	0	0	0	0	0	0	0	0	0	0	0	0	0	0	0	0	
Total Points	17	9	10	32	12	19	16	17	17	22	23	10	34	15	51	27	28	359	
Time of Poss. Avg.	26:21	27:27	25:31	34:52	34:36	38:49	27:37	25:54	26:03	32:39	37:03	32:29	30:13	27:02	36:35	26:54	28:57	30:31	

2022 GAME-BY-GAME PARTICIPATION

	at Sea. (9/12)	vs. Hour. (9/18)	vs. S.F. (9/25)	at L.V. (10/2)	vs. Ind. (10/6)	at LAC (10/17)	vs. NYJ (10/23)	at Jac. (10/30)	at Ten. (11/13)	vs. L.V. (11/20)	at Car. (11/27)	at Bal. (12/4)	vs. K.C. (12/11)	vs. Ari. (12/18)	at LAR (12/25)	at K.C. (1/11)	vs. LAC (1/18)	Reg. Season P-S-DNP-INA
Allen, D.	NWT	NWT	NWT	NWT	NWT	NWT	NWT	NWT	NWT	NWT	NWT	INA	INA	P	IR	IR	IR	2-0-0-2
Anderson, C.	P	P	P	P	P	P	P	P	P	P	P	LT	LT	P	IR	INA	INA	14-7-0-3
Badie, T.	NWT	NWT	NWT	NWT	NWT	NWT	NWT	NWT	NWT	NWT	NWT	NWT	NWT	NWT	NWT	NWT	NWT	1-0-0-1
Bailey, O.	PS	PS	PS	PS	PS	PS	PS	DNP	P	P	P	P	P	P	INA	P	LG	8-1-1-1
Bassey, E.	PS	P	P	P	P	P	P	INA	INA	P	P	P	P	P	P	P	P	14-0-0-2
Beck, A.	TE	P	P	P	TE	TE	TE	P	INA	INA	P	INA	INA	P	P	P	P	13-4-0-4
Bobenmoyer, J.	P	P	P	P	P	IR	IR	IR	IR	P	P	P	P	P	P	P	P	13-0-0-0
Bolles, G.	LT	LT	LT	LT	LT	IR	IR	IR	IR	IR	IR	IR	IR	IR	IR	IR	IR	5-5-0-0
Bonito, N.	DNP	INA	P	P	P	P	P	P	P	P	P	P	P	P	P	WLB	P	15-1-1-1
Browning, B.	P	P	P	P	P	P	P	P	P	P	P	P	P	P	P	P	P	9-0-0-0
Chubb, B.	SLB	SLB	SLB	SLB	SLB	WLB	WLB	INA	INA	WLT	WLB	WLB	WLB	WLB	WLB	WLB	INA	14-6-0-3
Cleveland, T.	P	INA	INA	P	P	P	P	INA	NWT	NWT	NWT	NWT	NWT	NWT	NWT	NWT	NWT	8-8-0-0
Compton, T.	PUP	PUP	PUP	PUP	PUP	PUP	PUP	PUP	PUP	DNP	DNP	DNP	DNP	P	IR	IR	IR	6-0-0-3
Cooper, J.	P	P	INA	INA	INA	P	P	OLB	OLB	SLB	SLB	SLB	P	SLB	SLB	SLB	SLB	1-0-4-0
Cushenberry III, L.	C	C	C	C	C	C	C	C	C	IR	IR	IR	IR	IR	IR	IR	IR	14-9-0-3
Darby, R.	RCB	RCB	RCB	RCB	RCB	IR	IR	IR	IR	IR	IR	IR	IR	IR	IR	IR	IR	8-8-0-0
Dilaura, C.	NWT	NWT	NWT	NWT	NWT	NWT	NWT	PS	PS	PS	PS	PS	PS	PS	PS	P	P	5-5-0-0
Dulcich, G.	IR	IR	IR	IR	IR	P	P	TE	TE	TE	TE	P	TE	TE	TE	IR	IR	3-0-0-0
Edmonds, C.	NWT	NWT	NWT	NWT	NWT	NWT	NWT	NWT	P	P	IR	IR	IR	IR	IR	IR	IR	10-6-0-0
Fleming, C.	RT	RT	RT	RT	RT	RT	LT	INA	INA	RT	RT	RT	RT	LT	LT	LT	LT	5-1-0-0
Frononi, M.	NWT	NWT	NWT	NWT	NWT	P	P	P	IR	IR	IR	IR	IR	IR	IR	IR	IR	15-5-0-2
Garcia, E.	NWT	NWT	NWT	NWT	NWT	NWT	NWT	NWT	NWT	NWT	NWT	NWT	INA	INA	INA	P	P	4-0-0-0
Glasgow, G.	P	RG	RG	RG	RG	P	P	C	C	C	C	C	C	C	C	C	C	2-0-0-3
Gordon III, M.	P	P	P	P	P	RB	RB	RB	RB	NWT	NWT	NWT	NWT	NWT	NWT	NWT	NWT	17-3-0-0
Gregory, R.	WLB	WLB	P	OLB	IR	IR	IR	IR	IR	IR	IR	IR	IR	IR	IR	IR	IR	10-6-0-0
Griffith, J.	ILB	ILB	ILB	P	ILB	ILB	ILB	ILB	IR	IR	IR	IR	IR	IR	IR	IR	IR	6-3-0-0
Guarantano, J.	NWT	NWT	NWT	NWT	NWT	NWT	NWT	NWT	NWT	NWT	NWT	NWT	NWT	PS	DNP	INA	INA	9-8-0-0
Hamler, K.	P	INA	P	P	P	P	P	INA	INA	INA	INA	INA	IR	IR	IR	IR	IR	0-0-1-3
Harris, A.	PS	PS	PS	PS	P	PS	PS	P	INA	INA	INA	NWT	NWT	NWT	NWT	NWT	NWT	7-0-0-4
Harris, J.	PS	PS	DL	PS	PS	PS	PS	P	INA	INA	P	P	DL	DL	DL	DL	DL	3-0-0-3
Henningsen, M.	P	P	P	P	P	P	P	P	P	P	P	P	P	P	P	P	P	8-4-0-2
Hicks, F.	PS	PS	PS	PS	PS	PS	PS	PS	PS	P	PS	PS	PS	PS	PS	PS	PS	17-0-0-0
Hinton, K.	PS	WR	WR	P	PS	P	P	P	WR	WR	WR	WR	INA	INA	P	INA	INA	2-0-0-0
Jackson, K.	SS	SS	SS	SS	SS	SS	SS	SS	SS	SS	SS	SS	SS	SS	SS	SS	SS	12-5-0-3
Jackson, L.	NWT	NWT	NWT	NWT	NWT	NWT	NWT	NWT	NWT	NWT	NWT	NWT	NWT	PS	PS	P	P	17-17-0-0
Jewell, J.	WR	WR	WR	WR	WR	WR	WR	WR	INA	INA	P	WR	WR	WR	WR	WR	WR	3-0-0-0
Judy, J.	INA	INA	ILB	ILB	ILB	INA	INA	ILB	ILB	ILB	ILB	ILB	ILB	ILB	ILB	ILB	ILB	15-14-0-2
Johnson, B.	NWT	NWT	NWT	NWT	NWT	NWT	PS	PS	PS	P	P	P	WR	INA	P	P	P	13-13-0-4
Johnson, J.	PS	PS	PS	PS	PS	DNP	PS	PS	PS	PS	PS	PS	NWT	NWT	NWT	NWT	NWT	0-1-0-1
Jones, D.J.	DT	DT	DT	DT	DT	DT	DT	DT	DT	DT	DT	DT	DT	DT	INA	INA	INA	15-15-0-2
Jones, Dre.	DE	DE	DE	DE	DE	DE	DE	DE	DE	DE	DE	DE	IR	IR	IR	IR	IR	13-13-0-0
Kongho, J.	PS	PS	PS	PS	PS	PS	PS	PS	PS	PS	PS	PS	PS	PS	PS	PS	PS	3-0-0-1
Langi, H.	NWT	NWT	NWT	NWT	NWT	PS	PS	PS	PS	NWT	P	P	NWT	NWT	NWT	NWT	NWT	3-0-0-0
Locke, P.	P	P	P	INA	P	P	P	P	P	P	P	P	P	P	P	P	P	16-0-0-1
Mack, M.	NWT	NWT	NWT	NWT	NWT	NWT	NWT	INA	INA	INA	P	P	P	P	P	P	P	6-0-0-3
Martin, J.	NWT	NWT	NWT	NWT	NWT	NWT	NWT	NWT	P	P	P	P	P	IR	IR	IR	IR	5-0-0-0
Mathis, D.	P	P	P	P	RCB	RCB	RCB	RCB	RCB	RCB	RCB	RCB	RCB	RCB	RCB	INA	INA	16-11-0-1
McManus, B.	P	P	P	P	P	P	P	P	P	P	P	P	P	P	P	P	P	17-0-0-0
McMillian, J.	PS	PS	PS	PS	PS	PS	PS	PS	PS	PS	PS	PS	PS	PS	PS	CB	CB	1-1-0-0
Meinerz, Q.	RG	INA	DNP	INA	INA	RG	RG	RG	RG	RG	RG	RG	RG	RG	RG	RG	RG	13-13-1-3
Murray, L.	NWT	NWT	NWT	NWT	INA	P	P	P	P	RB	RB	RB	RB	RB	RB	RB	RB	12-7-0-1
Muti, N.	PS	DNP	PS	DNP	PS	PS	PS	PS	PS	PS	PS	PS	NWT	NWT	NWT	NWT	NWT	1-0-2-0
Ojemudia, M.	IR	IR	IR	IR	P	INA	INA	P	DNP	INA	INA	INA	INA	INA	INA	NWT	NWT	4-0-1-5
Okuegbunam, A.	P	P	P	P	P	INA	INA	DNP	DNP	INA	INA	INA	INA	INA	TE	P	P	8-1-2-7
Ozigno, D.	PS	PS	PS	PS	P	PS	PS	P	PS	PS	PS	PS	PS	PS	NWT	NWT	NWT	4-0-0-0
Patrick, A.	P	P	P	P	INA	P	IR	IR	IR	IR	IR	IR	IR	IR	IR	IR	IR	5-0-0-1
Phillips, D.	P	INA	INA	INA	INA	P	INA	P	INA	P	P	P	P	IR	IR	IR	IR	9-0-0-5
Purcell, M.	P	P	P	P	DL	P	P	DL	P	P	P	P	P	P	P	DE	DE	17-4-0-0
Ray, W.	NWT	NWT	NWT	NWT	NWT	NWT	NWT	NWT	NWT	NWT	NWT	NWT	NWT	PS	P	P	P	3-0-0-0
Risner, D.	LG	LG	LG	LG	LG	LG	LG	LG	LG	LG	LG	INA	LG	LG	LG	LG	IR	15-5-0-1
Rypien, B.	DNP	DNP	DNP	DNP	DNP	DNP	OB	DNP	DNP	DNP	DNP	DNP	OB	P	OB	P	DNP	4-2-13-0
Saubert, E.	P	TE	P	TE	P	P	P	P	TE	TE	P	P	P	P	P	P	P	17-6-0-0
Sherman, W.	PS	PS	PS	PS	PS	PS	PS	PS	PS	PS	PS	PS	PS	PS	PS	PS	DNP	0-0-1-0
Simmons, J.	FS	IR	IR	IR	IR	FS	FS	FS	FS	FS	FS	FS	FS	FS	FS	FS	FS	12-2-0-1
Singleton, A.	ILB	ILB	P	P	ILB	ILB	P	ILB	ILB	ILB	ILB	ILB	ILB	ILB	P	ILB	ILB	12-12-0-0
Sterns, C.	P	S	P	S	FS	INA	INA	IR	IR	IR	IR	IR	IR	IR	IR	IR	IR	5-3-0-2
Strnad, J.	P	P	P	P	P	P	P	P	P	P	P	P	P	P	P	P	P	17-0-0-0
Surtain II, P.	LCB	LCB	LCB	LCB	LCB	LCB	LCB	LCB	LCB	LCB	LCB	LCB	LCB	LCB	LCB	LCB	LCB	17-17-0-0
Swain, F.	WR	WR	WR	WR	WR	WR	WR	WR	WR	WR	WR	WR	WR	WR	WR	WR	WR	15-5-0-2
Swain, F.	NWT	NWT	NWT	NWT	NWT	NWT	NWT	NWT	NWT	NWT	NWT	NWT	NWT	WR	P	INA	P	3-1-0-1
Tomlinson, E.	P	TE	TE	TE	TE	TE	TE	TE	TE	TE	TE	TE	TE	TE	TE	P	P	17-12-0-0
Turner, B.	INA	INA	INA	DNP	P	RT	RT	RT	RT	IR	IR	IR	IR	RT	RT	RT	RT	8-7-1-4
Turner-Yell, D.	INA	P	INA	P	INA	P	P	P	P	P	P	P	P	P	P	P	P	14-0-0-3
Uwazurike, E.	INA	INA	INA	INA	INA	INA	INA	INA	INA	INA	P	INA	P	P	P	P	P	8-0-0-9
Virgil, J.	INA	INA	INA	INA	INA	INA	DNP	WR	P	P	P	P	P	P	P	P	P	9-1-1-7
Waltman, C.	P	P	P	P	P	P	P	P	P	P	P	P	P	P	P	P	P	17-0-0-0
Washington, M.	P	P	P	P	P	P	P	P	P	WR	P	P	P	P	P	INA	INA	15-1-0-2
Wattenberg, L.	P	DNP	DNP	DNP	P	P	P	DNP	DNP	DNP	DNP	LG	P	DNP	DNP	DNP	DNP	7-1-9-0
Wilborn, R.	NWT	NWT	NWT	NWT	NWT	NWT	NWT	NWT	NWT	NWT	NWT	NWT	NWT	PS	PS	PS	P	2-0-0-0
Williams, D.	DE	DE	P	DE	DE	P	DE	DE	P	DE	DE	DE	DE	DE	DE	DE	DE	17-5-0-0
Williams, J.	RB	RB	RB	RB	IR	IR	IR	IR	IR	IR	IR	IR	IR	IR	IR	IR	IR	4-4-0-0
Williams, K.	P	P	CB	CB	P	P	CB	P	INA	INA	INA	CB	CB	P	CB	CB	CB	14-8-0-3
Wilson, R.	QB	QB	QB	QB	QB	INA	QB	QB	QB	QB	QB	QB	QB	INA	QB	QB	QB	15-5-0-2

KEY: POS - starter; P - played; INA - inactive; PS - practice squad; NWT - not with team; SUS - suspended; IR - injured reserve; RC - COVID-19 list

Staff/Coaches, Players, Fansite, 2022 Season History/Results, Year-By-Year Stats, Postseason Records/Honors, Miscellaneous

2022 INDIVIDUAL GAME-BY-GAME STATISTICS — PASSING

WILSON										RYPHEN										
Game				Yds./		Sack/														
	Att.	Cmp.	Yds.	Pct.	Att.	TD	Int	LG	Lost	Rtg.	Att.	Cmp.	Yds.	Pct.	Att.	TD	Int	LG	Lost	Rtg.
at Sea. (9/12)	42	29	340	69.0	8.10	1	0	67t	2/10	101.3	DID NOT PLAY									
vs. Hou. (9/18)	31	14	219	45.2	7.06	1	1	35	3/18	66.5	DID NOT PLAY									
vs. S.F. (9/25)	33	20	184	60.6	5.58	0	0	34	4/24	75.8	DID NOT PLAY									
at L.V. (10/2)	25	17	237	68.0	9.48	2	0	55	3/23	124.9	DID NOT PLAY									
vs. Ind. (10/6)	39	21	274	53.8	7.03	0	2	51	4/24	54.9	DID NOT PLAY									
at LAC (10/17)	28	15	188	53.6	6.71	1	0	47	4/28	86.6	DID NOT PLAY									
vs. NYJ (10/23)	INACTIVE										46	24	225	52.2	4.89	0	1	45	1/6	56.9
at Jac. (10/30)	30	18	252	60.0	8.40	1	1	47	3/22	84.3	DID NOT PLAY									
at Ten. (11/13)	42	21	286	50.0	6.81	1	1	66t	6/38	70.1	DID NOT PLAY									
vs. L.V. (11/20)	31	24	247	77.4	7.97	0	0	32	3/21	99.8	DID NOT PLAY									
at Car. (11/27)	35	19	142	54.3	4.06	1	0	22	3/17	73.7	DID NOT PLAY									
at Bal. (12/4)	22	17	189	77.3	8.59	0	0	40	2/5	102.3	DID NOT PLAY									
vs. K.C. (12/11)	36	23	247	63.9	6.86	3	1	66t	6/49	100.1	DID NOT PLAY									
vs. Ari. (12/18)	INACTIVE										8	4	16	50.0	2.00	1	1	7t	0/0	56.2
at LAR (12/25)	27	15	214	55.6	7.93	1	3	36	6/40	54.2	26	21	197	80.8	7.58	1	1	19	7/41	95.0
at K.C. (1/1)	38	26	222	68.4	5.84	1	1	27	4/32	81.2	8	4	45	50.0	5.63	0	1	19	0/0	27.6
vs. LAC (1/8)	24	13	283	54.2	11.79	3	1	57	2/17	118.6	DID NOT PLAY									
TOTALS	483	292	3,524	60.5	7.30	16	11	67t	55/368	84.4	88	53	483	60.2	5.49	2	4	45	8/47	63.8

2022 INDIVIDUAL GAME-BY-GAME STATISTICS — RUSHING

MURRAY					GORDON III					WILSON					J. WILLIAMS									
Game	No.		Avg.		LG	TD	No.		Avg.		LG	TD	No.		Avg.		LG	TD	No.		Avg.		LG	TD
	Yds.	Att.	Yds.	Att.			Yds.	Att.	Yds.	Att.			Yds.	Att.	Yds.	Att.			Yds.	Att.	Yds.	Att.		
at Sea. (9/12)	NOT ON TEAM					12	58	4.8	13	0	1	2	2.0	2	0	7	43	6.1	13	0				
vs. Hou. (9/18)	NOT ON TEAM					10	47	4.7	9	0	2	3	1.5	4	0	15	75	5.0	17	0				
vs. S.F. (9/25)	NOT ON TEAM					12	26	2.2	6	1	6	17	2.8	12	0	15	58	3.9	16	0				
at L.V. (10/2)	NOT ON TEAM					3	8	2.7	7	0	4	29	7.3	13	1	10	28	2.8	13	0				
vs. Ind. (10/6)	INACTIVE					15	54	3.6	17	0	4	22	5.5	18	0	INJURED RESERVE								
at LAC (10/17)	15	66	4.4	14	0	3	8	2.7	4	0	4	23	5.8	10	0	INJURED RESERVE								
vs. NYJ (10/23)	8	24	3.0	5	1	11	33	3.0	7	0	INACTIVE					INJURED RESERVE								
at Jac. (10/30)	14	46	3.3	9	1	9	29	3.2	9	1	4	17	4.3	10	0	INJURED RESERVE								
at Ten. (11/13)	9	24	2.7	10	0	7	24	3.4	11	0	7	8	1.1	9	0	INJURED RESERVE								
vs. L.V. (11/20)	17	49	2.9	12	1	8	31	3.9	10	0	1	8	8.0	8	0	INJURED RESERVE								
at Car. (11/27)	13	92	7.1	52	0	NOT ON TEAM					2	8	4.0	6	0	INJURED RESERVE								
at Bal. (12/4)	17	47	2.8	7	0	NOT ON TEAM					2	21	10.5	17	0	INJURED RESERVE								
vs. K.C. (12/11)	8	32	4.0	8	0	NOT ON TEAM					4	57	14.3	19	0	INJURED RESERVE								
vs. Ari. (12/18)	24	130	5.4	35	1	NOT ON TEAM					INACTIVE					INJURED RESERVE								
at LAR (12/25)	8	34	4.3	10	0	NOT ON TEAM					2	17	8.5	15	0	INJURED RESERVE								
at K.C. (1/1)	12	56	4.7	19	0	NOT ON TEAM					4	27	6.8	16t	2	INJURED RESERVE								
vs. LAC (1/8)	15	103	6.9	25	1	NOT ON TEAM					8	18	2.3	6	0	INJURED RESERVE								
TOTALS	160	703	4.4	52	5	90	318	3.5	17	2	55	277	5.0	19	3	47	204	4.3	17	0				

EDMONDS					BOONE					MACK					WASHINGTON										
Game	No.		Avg.		LG	TD	No.		Avg.		LG	TD	No.		Avg.		LG	TD	No.		Avg.		LG	TD	
	Yds.	Att.	Yds.	Att.			Yds.	Att.	Yds.	Att.			Yds.	Att.	Yds.	Att.			Yds.	Att.	Yds.	Att.			
at Sea. (9/12)	NOT ON TEAM					0	0	—	—	0	NOT ON TEAM					0	0	—	—	0	NOT ON TEAM				
vs. Hou. (9/18)	NOT ON TEAM					0	0	—	—	0	NOT ON TEAM					1	19	19.0	19	0	NOT ON TEAM				
vs. S.F. (9/25)	NOT ON TEAM					0	0	—	—	0	NOT ON TEAM					0	0	—	—	0	NOT ON TEAM				
at L.V. (10/2)	NOT ON TEAM					3	20	6.7	13	0	NOT ON TEAM					0	0	—	—	0	NOT ON TEAM				
vs. Ind. (10/6)	NOT ON TEAM					7	38	5.4	18	0	NOT ON TEAM					1	9	9.0	9	0	NOT ON TEAM				
at LAC (10/17)	NOT ON TEAM					1	1	1.0	1	0	NOT ON TEAM					0	0	—	—	0	NOT ON TEAM				
vs. NYJ (10/23)	NOT ON TEAM					4	23	5.8	15	0	NOT ON TEAM					1	2	2.0	2	0	NOT ON TEAM				
at Jac. (10/30)	NOT ON TEAM					INJURED RESERVE					INACTIVE					INACTIVE									
at Ten. (11/13)	2	9	4.5	10	0	INJURED RESERVE					INACTIVE					INACTIVE									
vs. L.V. (11/20)	2	6	3.0	4	0	INJURED RESERVE					INACTIVE					INACTIVE									
at Car. (11/27)	INJURED RESERVE					INJURED RESERVE					2	7	3.5	7	0	INJURED RESERVE									
at Bal. (12/4)	INJURED RESERVE					6	18	3.0	10	0	INJURED RESERVE					1	-1	-1.0	-1	0	INJURED RESERVE				
vs. K.C. (12/11)	INJURED RESERVE					3	2	0.7	1	0	INJURED RESERVE					0	0	—	—	0	INJURED RESERVE				
vs. Ari. (12/18)	INJURED RESERVE					INJURED RESERVE					5	37	7.4	17	1	INJURED RESERVE									
at LAR (12/25)	6	31	5.2	25	0	INJURED RESERVE					4	22	5.5	7	0	INJURED RESERVE									
at K.C. (1/1)	7	34	4.9	10	0	INJURED RESERVE					0	0	—	—	0	INACTIVE									
vs. LAC (1/8)	9	45	5.0	23	0	INJURED RESERVE					INJURED RESERVE					INACTIVE									
TOTALS	26	125	4.8	25	0	24	102	4.3	18	0	16	84	5.3	17	1	5	30	6.0	19	0					

Jerry Jeudy had four rushes for 40 yards (10.0 avg.); *KJ Hamler* had two rushes for 23 yards (11.5 avg.); *Kendall Hinton* had two rushes for 13 yards (6.5 avg.); *Brett Rypien* had six rushes for 7 yards (1.2 avg.); *Courtland Sutton* had one rush for 5 yards (5.0 avg.); *Devine Ozigbo* had three rushes for 4 yards (1.3 avg.); *Andrew Beck* had two rushes for 0 yards (0.0 avg.); *Tyler Badie* had one rush for 0 yards (0.0 avg.).

2022 INDIVIDUAL GAME-BY-GAME STATISTICS — KICK RETURNS

Game	WASHINGTON					CLEVELAND					SAUBERT				
	KR	Yds.	Avg.	LG	TD	KR	Yds.	Avg.	LG	TD	KR	Yds.	Avg.	LG	TD
at Sea. (9/12)	3	51	17.0	21	0	0	0	—	—	0	0	0	—	—	0
vs. Hou. (9/18)	1	17	17.0	17	0	0	0	—	—	0	0	0	—	—	0
vs. S.F. (9/25)	1	14	14.0	14	0	INACTIVE					0	0	—	—	0
at L.V. (10/2)	0	0	—	—	0	INACTIVE					0	0	—	—	0
vs. Ind. (10/6)	1	20	20.0	20	0	0	0	—	—	0	0	0	—	—	0
at LAC (10/17)	1	26	26.0	26	0	0	0	—	—	0	0	0	—	—	0
vs. NYJ (10/23)	0	0	—	—	0	0	0	—	—	0	0	0	—	—	0
at Jac. (10/30)	1	20	20.0	20	0	INACTIVE					1	15	15.0	15	0
at Ten. (11/13)	0	0	—	—	0	2	18	9.0	10	0	0	0	—	—	0
vs. L.V. (11/20)	3	41	13.7	17	0	PRACTICE SQUAD					0	0	—	—	0
at Car. (11/27)	2	48	24.0	25	0	PRACTICE SQUAD					0	0	—	—	0
at Bal. (12/4)	2	26	13.0	15	0	PRACTICE SQUAD					1	6	6.0	6	0
vs. K.C. (12/11)	1	29	29.0	29	0	PRACTICE SQUAD					0	0	—	—	0
vs. Ari. (12/18)	1	19	19.0	19	0	PRACTICE SQUAD					0	0	—	—	0
at LAR (12/25)	1	29	29.0	29	0	PRACTICE SQUAD					0	0	—	—	0
at K.C. (1/1)	INACTIVE					PRACTICE SQUAD					0	0	—	—	0
vs. LAC (1/8)	INACTIVE					PRACTICE SQUAD					0	0	—	—	0
TOTALS	18	340	18.9	29	0	2	18	9.0	10	0	2	21	10.5	15	0

Jalen Virgil returned one kickoff for 21 yards (21.0 avg.); *Marlon Mack* returned one kickoff for 20 yards (20.0 avg.).

2022 INDIVIDUAL GAME-BY-GAME STATISTICS — PUNT RETURNS

Game	WASHINGTON					HINTON				
	PR	Yds.	Avg.	LG	TD	PR	Yds.	Avg.	LG	TD
at Sea. (9/12)	1	3	3.0	3	0	PRACTICE SQUAD				
vs. Hou. (9/18)	4	59	14.8	19	0	0	0	—	—	0
vs. S.F. (9/25)	1	9	9.0	9	0	0	0	—	—	0
at L.V. (10/2)	3	66	22.0	30	0	0	0	—	—	0
vs. Ind. (10/6)	2	6	3.0	3	0	PRACTICE SQUAD				
at LAC (10/17)	2	0	0.0	0	0	0	0	—	—	0
vs. NYJ (10/23)	1	2	2.0	2	0	0	0	—	—	0
at Jac. (10/30)	4	22	5.5	12	0	0	0	—	—	0
at Ten. (11/13)	3	14	4.7	8	0	0	0	—	—	0
vs. L.V. (11/20)	2	27	13.5	18	0	0	0	—	—	0
at Car. (11/27)	1	0	0.0	0	0	0	0	—	—	0
at Bal. (12/4)	3	19	6.3	14	0	0	0	—	—	0
vs. K.C. (12/11)	1	21	21.0	21	0	0	0	—	—	0
vs. Ari. (12/18)	4	23	5.8	8	0	INACTIVE				
at LAR (12/25)	0	0	—	—	0	INACTIVE				
at K.C. (1/1)	INACTIVE					3	37	12.3	17	0
vs. LAC (1/8)	INACTIVE					INACTIVE				
TOTALS	32	271	8.5	30	0	3	37	12.3	17	0

Brandon Johnson returned one punt for 0 yards (0.0 avg.); *Freddie Swain* returned one punt for 0 yards (0.0 avg.).

2022 KICKING / PUNTING

McMANUS											WAITMAN										
Game	1-19	20-29	30-39	40-49	50+	Total	Pct.	LG	PATM/A		Game	No.	Yds.	Avg.	Net	TB	In20	LG	BK		
at Sea. (9/12)	0-0	1-1	1-1	1-1	0-1	3/4	75.0	40	1/1		at Sea. (9/12)	1	36	36.0	36.0	0	1	36	0		
vs. Hou. (9/18)	0-0	2-2	0-0	0-0	1-1	3/3	100.0	50	1/1		vs. Hou. (9/18)	5	214	42.8	33.4	2	1	50	0		
vs. S.F. (9/25)	0-0	0-0	0-0	0-0	1-2	1/2	50.0	55	0/0		vs. S.F. (9/25)	10	476	47.6	43.6	0	6	57	0		
at L.V. (10/2)	0-0	1-1	0-0	0-0	0-1	1/1	100.0	28	2/3		at L.V. (10/2)	5	241	48.2	42.8	1	2	55	0		
vs. Ind. (10/6)	0-0	0-0	1-2	2-2	0-0	3/4	75.0	45	0/0		vs. Ind. (10/6)	5	229	45.8	41.4	0	1	52	0		
at LAC (10/17)	0-0	1-1	0-0	1-1	1-1	3/3	100.0	51	1/1		at LAC (10/17)	7	323	46.1	40.6	0	4	58	0		
vs. NYJ (10/23)	0-0	0-0	0-0	1-1	0-1	1/2	50.0	44	0/1		vs. NYJ (10/23)	6	240	40.0	40.0	0	3	46	0		
at Jac. (10/30)	0-0	0-0	0-0	0-0	0-0	0/0	—	—	3/3		at Jac. (10/30)	6	306	51.0	46.8	0	1	54	0		
at Ten. (11/13)	0-0	0-0	1-1	0-0	0-1	1/1	100.0	39	1/1		at Ten. (11/13)	9	411	45.7	37.8	1	0	58	0		
vs. L.V. (11/20)	0-0	0-1	0-0	2-2	1-1	3/4	75.0	52	1/1		vs. L.V. (11/20)	4	187	46.8	39.8	0	0	54	0		
at Car. (11/27)	0-0	1-1	0-0	0-0	0-1	1/2	50.0	27	1/1		at Car. (11/27)	7	367	52.4	46.1	0	2	58	0		
at Bal. (12/4)	0-0	0-0	0-0	1-1	2-3	3/4	75.0	52	0/0		at Bal. (12/4)	7	288	41.1	40.7	0	2	46	0		
vs. K.C. (12/11)	0-0	0-0	0-0	0-0	0-0	0/0	—	—	4/4		vs. K.C. (12/11)	7	333	47.6	41.6	1	0	51	0		
vs. Ari. (12/18)	0-0	0-0	0-1	0-0	1-1	1/2	50.0	52	3/3		vs. Ari. (12/18)	5	224	44.8	42.6	0	3	56	0		
at LAR (12/25)	0-0	0-0	0-0	1-1	1-1	2/2	100.0	54	0/0		at LAR (12/25)	2	100	50.0	44.0	0	1	56	0		
at K.C. (1/1)	0-0	0-0	0-0	1-1	0-0	1/1	100.0	49	3/3		at K.C. (1/1)	5	257	51.4	44.6	1	2	57	0		
vs. LAC (1/8)	0-0	0-0	1-1	0-0	0-0	1/1	100.0	33	4/4		vs. LAC (1/8)	5	238	47.6	40.2	0	1	59	0		
TOTALS	0-0	6-7	4-6	10-10	8-13	28/36	77.8	55	25/27		TOTALS	96	4,470	46.6	41.5	6	30	59	0		

2022 INDIVIDUAL LEADERS BY STATISTICAL CATEGORY

Category	Player	AFC Rank	AFC Leader	NFL Rank	NFL Leader
Scoring	Brandon McManus - 109	11th	Justin Tucker, Bal. - 142	22nd	Jason Myers, Sea. - 143
Rushing Yards	Latavius Murray - 703	16th	Josh Jacobs, L.V. - 1,653	T-35th	Josh Jacobs, L.V. - 1,653
Passing Yards	Russell Wilson - 3,524	7th	Patrick Mahomes, K.C. - 5,250	13th	Patrick Mahomes, K.C. - 5,250
Passer Rating	Russell Wilson - 84.4	12th	Tua Tagovailoa, Mia. - 105.5	27th	Tua Tagovailoa, Mia. - 105.5
Receiving Yards	Jerry Jeudy - 972	11th	Tyreek Hill, Mia. - 1,710	23rd	Justin Jefferson, Min. - 1,809
Receptions	Jerry Jeudy - 67	T-20th	Tyreek Hill, Mia. - 119	T-39th	Justin Jefferson, Min. - 128
Gross Punting Avg	Corliss Waitman - 46.6	9th	Ryan Stonehouse, Ten. - 53.1	19th	Ryan Stonehouse, Ten. - 53.1
Net Punting Avg	Corliss Waitman - 41.5	6th	Tommy Townsend, K.C. - 45.6	13th	Tommy Townsend, K.C. - 45.6
Interceptions	Justin Simmons - 6	T-1st	Simmons, Den./Fitzpatrick, Pit. - 6	T-1st	Four Players - 6
Sacks	Dre'Mont Jones - 6.5	T-25th	Myles Garrett, Cle. - 16	T-50th	Nick Bosa, S.F. - 18.5
Kickoff Ret. Avg	Montrell Washington - 18.9	N/A	Dallis Flowers, Ind. - 31.1	N/A	Dallis Flowers, Ind. - 31.1
Punt Ret. Avg	Montrell Washington - 8.5	6th	Marcus Jones, N.E. - 12.5	10th	Marcus Jones, N.E. - 12.5

* - Kickoff and punt return avg. - 1.25 returns per game

2022 TEAM AFC AND NFL RANKINGS

OFFENSE

Category	Broncos Total	AFC Rank	AFC Leader	NFL Rank	NFL Leader
Points Per Game	16.9	16th	Kansas City - 29.2	32nd	Kansas City - 29.2
Total Yards Per Game	325.1	10th	Kansas City - 413.6	21st	Kansas City - 413.6
Yards Per Play	5.1	11th	Kansas City - 6.4	23rd	Kansas City - 6.4
Rushing Yards Per Game	113.8	9th	Baltimore - 160.0	21st	Chicago - 177.3
Net Passing Yds. Per Game	211.3	9th	Kansas City - 297.8	19th	Kansas City - 297.8
Interceptions Thrown (fewest)	15	T-12th	Jacksonville - 9	T-22nd	N.Y. Giants - 6
First Downs Per Game	17.6	12th	Kansas City - 24.0	25th	Kansas City - 24.0
Third-Down Efficiency	29.1%	16th	Buffalo - 50.3%	32nd	Buffalo - 50.3%
Fourth-Down Efficiency	50.0%	T-10th	Kansas City - 75.0%	T-17th	L.A. Rams - 79.0%
Red-Zone Efficiency	55.6%	6th	Kansas City - 69.4%	T-14th	Dallas - 71.4%
Kickoff Ret. Avg.	17.5	16th	Indianapolis - 27.8	32nd	Indianapolis - 27.8
Punt Ret. Avg.	8.3	11th	L.A. Chargers - 11.7	20th	Atlanta - 16.2

DEFENSE

Category	Broncos Total	AFC Rank	AFC Leader	NFL Rank	NFL Leader
Points Per Game	21.1	T-8th	Buffalo - 17.9	T-14th	San Francisco - 16.3
Total Yards Per Game	320.0	3rd	N.Y. Jets - 311.1	7th	San Francisco - 300.6
Yards Per Play	5.0	3rd	N.Y. Jets - 4.8	6th	Philadelphia - 4.8
Rushing Yards Per Game	109.8	9th	Tennessee - 76.9	10th	Tennessee - 76.9
Net Passing Yds. Per Game	210.2	6th	N.Y. Jets - 189.4	12th	Philadelphia - 179.8
Interceptions (most)	15	5th	Pittsburgh - 20	T-10th	Pit./S.F. - 20
First Downs Per Game	19.1	7th	N.Y. Jets - 18.2	12th	Washington - 16.8
Third-Down Efficiency	34.1%	1st	Denver - 34.1%	2nd	Washington - 31.9%
Fourth-Down Efficiency	64.3%	15th	Jacksonville - 32.3%	29th	Jacksonville - 32.3%
Red-Zone Efficiency	51.1%	4th	Buffalo - 44.9%	7th	L.A. Rams - 44.4%
Kickoff Ret. Avg.	21.2	7th	Houston - 19.0	8th	Houston - 19.0
Punt Ret. Avg.	8.2	8th	L.A. Chargers - 3.1	13th	L.A. Chargers - 3.1

2022 TAKEAWAY CHART

Game	W/L	+/-	BRONCOS				OPPONENTS			
			INT	Fum.	Total	Pts.	INT	Fum.	Total	Pts.
at Sea. (9/12)	L	-1	0	1	1	0	0	2	2	0
vs. Hou. (9/18)	W	-1	0	0	0	0	1	0	1	3
vs. S.F. (9/25)	W	3	1	2	3	0	0	0	0	0
at L.V. (10/2)	L	-1	0	0	0	0	0	1	1	7
vs. Ind. (10/6)	L	0	2	0	2	3	2	0	2	3
at LAC (10/17)	L	0	1	0	1	3	0	1	1	3
vs. NYJ (10/23)	L	-1	0	0	0	0	1	0	1	3
at Jac. (10/30)	W	1	2	0	2	0	1	0	1	7
at Ten. (11/13)	L	0	0	1	1	0	1	0	1	0
vs. L.V. (11/20)	L	0	0	0	0	0	0	0	0	0
at Car. (11/27)	L	-1	0	1	1	3	0	2	2	3
at Bal. (12/4)	L	2	2	0	2	3	0	0	0	0
vs. K.C. (12/11)	L	1	3	0	3	14	2	0	2	7
vs. Ari. (12/18)	W	1	3	0	3	7	1	1	2	3
at LAR (12/25)	L	-4	0	0	0	0	4	0	4	24
at K.C. (1/1)	L	0	1	1	2	7	1	1	2	7
vs. LAC (1/8)	W	0	0	2	2	10	1	1	2	11
TOTALS	5-12	-1	15	8	23	50	15	9	24	81

2022 SCORE BY PERIOD

Game	BRONCOS					OPPONENTS					Final	Record
	1	2	3	4	OT	1	2	3	4	OT		
at Sea. (9/12)	3	10	0	3	0	7	10	0	0	0	L, 16-17	0-1
vs. Hou. (9/18)	3	3	0	10	0	3	3	3	0	0	W, 16-9	1-1
vs. S.F. (9/25)	0	3	2	6	0	7	0	0	3	0	W, 11-10	2-1
at L.V. (10/2)	7	9	0	7	0	3	16	3	10	0	L, 23-32	2-2
vs. Ind. (10/6)	3	3	3	0	0	0	3	3	3	3	L, 9-12	2-3
at LAC (10/17)	10	3	0	3	0	0	10	3	3	3	L, 16-19	2-4
vs. NYJ (10/23)	6	3	0	0	0	7	3	0	6	0	L, 9-16	2-5
at Jac. (10/30)	0	7	7	7	0	7	3	0	7	0	W, 21-17	3-5
at Ten. (11/13)	0	10	0	0	0	0	7	7	3	0	L, 10-17	3-6
vs. L.V. (11/20)	7	3	0	6	0	0	7	3	6	6	L, 16-22	3-7
at Car. (11/27)	0	3	0	7	0	7	3	7	6	0	L, 10-23	3-8
at Bal. (12/4)	3	3	3	0	0	0	3	0	7	0	L, 9-10	3-9
vs. K.C. (12/11)	0	14	7	7	0	6	21	7	0	0	L, 28-34	3-10
vs. Ari. (12/18)	3	0	7	14	0	0	6	3	6	0	W, 24-15	4-10
at LAR (12/25)	3	3	0	8	0	17	14	3	17	0	L, 14-51	4-11
at K.C. (1/1)	0	10	7	7	0	6	7	0	14	0	L, 24-27	4-12
vs. LAC (1/8)	7	10	7	7	0	7	10	3	8	0	W, 31-28	5-12
TOTALS	55	97	43	92	0	77	126	45	99	12		5-12

2022 TIME SPENT IN THE LEAD

Game	Result	LED		TIED		BEHIND	
at Sea. (9/12)	L, 16-17	0:00:00	0.0%	6:44:00	11.2%	53:16:00	88.8%
vs. Hou. (9/18)	W, 16-9	15:48:00	26.3%	26:16:00	43.8%	17:56:00	29.9%
vs. S.F. (9/25)	W, 11-10	4:10:00	6.9%	7:04:00	11.8%	48:46:00	81.3%
at L.V. (10/2)	L, 23-32	5:59:00	10.0%	11:20:00	18.9%	42:41:00	71.1%
vs. Ind. (10/6)	L, 9-12	48:51:00	72.4%	15:19:00	22.7%	3:17:00	4.9%
at LAC (10/17)	L, 16-19	31:42:00	47.1%	35:40:00	52.9%	0:00:00	0.0%
vs. NYJ (10/23)	L, 9-16	3:37:00	6.0%	7:26:00	12.4%	48:57:00	81.6%
at Jac. (10/30)	W, 21-17	17:56:00	29.9%	7:20:00	12.2%	34:44:00	57.9%
at Ten. (11/13)	L, 10-17	18:07:00	30.2%	21:39:00	36.1%	20:14:00	33.7%
vs. L.V. (11/20)	L, 16-22	36:49:00	59.8%	24:47:00	40.2%	0:00:00	0.0%
at Car. (11/27)	L, 10-23	0:00:00	0.0%	14:30:00	24.2%	45:30:00	75.8%
at Bal. (12/4)	L, 9-10	48:17:00	80.5%	11:15:00	18.8%	0:28:00	0.8%
vs. K.C. (12/11)	L, 28-34	0:00:00	0.0%	4:04:00	6.8%	55:56:00	93.2%
vs. Ari. (12/18)	W, 24-15	35:50:00	59.7%	15:08:00	25.2%	9:02:00	15.1%
at LAR (12/25)	L, 14-51	0:00:00	0.0%	6:34:00	10.9%	53:26:00	89.1%
at K.C. (1/1)	L, 24-27	10:28:00	17.4%	7:25:00	12.4%	42:07:00	70.2%
vs. LAC (1/8)	W, 31-28	26:42:00	44.5%	15:05:00	25.1%	18:13:00	30.4%
TOTAL		304:16:00	29.4%	237:36:00	22.9%	494:33:00	47.7%
AVERAGE		17:53:53	29.4%	13:58:35	22.9%	29:05:28	47.7%





Seahawks 17, Broncos 16

Monday, Sept. 12, 2022 • 5:15 p.m. PDT • Lumen Field • Seattle

WEATHER: Sunny, 74°, Wind E 6 mph • **TIME:** 2:57 • **ATTENDANCE:** 68,965

The Denver Broncos and Head Coach Nathaniel Hackett opened the season on the road at Seattle, falling to the Seahawks on *Monday Night Football* by the score of 17-16.

QB Russell Wilson made his impressive Broncos debut against Seattle, completing 29-of-42 passes (69.0%) for 340 yards with one score for a 101.3 passer rating.

WR Jerry Jeudy had an explosive day for Denver, catching four passes for 102 yards, the third 100-yard receiving game of his career. Jeudy's highlight came in the first half, grabbing a ball from the grasp of a Seahawks' defender and turning it into a 67-yard touchdown reception in the second quarter.

On defense, S Justin Simmons and ILB Alex Singleton led the charge in tackles, each registering nine on the day. OLB Bradley Chubb also made his presence known, sacking Seahawks QB Geno Smith twice in the fourth quarter, including a strip-sack, for his fifth-career multi-sack game.

The Seahawks got on the board early, taking the opening drive down the length of the field and was capped off by a 38-yard pass from Smith to TE Will Dissly to grab the 7-0 lead.

Denver would respond right back with a scoring drive of their own, going 77 yards in nine plays and was wrapped up by a 30-yard field goal by K Brandon McManus to make the score 7-3.

It looked as though Seattle was about to extend their lead on their second drive of the game, but the Broncos defense stood up to the challenge, denying the Seahawks on a fourth down and one from the Denver seven-yard line.

Seattle would convert on their next opportunity to score points though, kicking a field goal on their first possession of the second quarter to make the score 10-3.

It would not take too long for Denver to respond, driving 75 yards on three plays to tie the game after Wilson connected with Jeudy on a 67-yard pass for the score.

Seattle responded right back again, going 75 yards on seven plays to give themselves the lead again at 17-10. A field goal at the end of the half by Denver would cut the lead to 17-13 at half.

The second half got off to a rough start for the Broncos, who fumbled twice at the goal line for Seattle.

Denver's defense stepped it up in the second half though to keep the Broncos in the game, allowing only 34 total yards in the final two quarters.

The result would come down to the last play of the game, as McManus, who was 3-of-3 to this point, just missed the 64-yard attempt with 0:15 remaining in the game, sealing the 17-16 opening week win for Seattle.

OFFICIALS:

Referee — Clete Blakeman (34); **Umpire** — Tab Slaughter (110); **Down Judge** — Dana McKenzie (8); **Line Judge** — Julian Mapp (10); **Field Judge** — Terry Brown (43); **Side Judge** — Lo van Pham (99); **Back Judge** — Perry Paganelli (46); **Replay** — Chad Adams

DENVER BRONCOS

OFFENSE		DEFENSE	
WR 14	C. Sutton	DE 93	D. Jones
TE 83	A. Beck	DT 97	Dj. Jones
LT 72	G. Bolles	DE 99	D. Williams
LG 66	D. Risner	SLB 55	B. Chubb
C 79	L. Cushenberry	WLB 5	R. Gregory
RG 77	Q. Meinerz	ILB 49	A. Singleton
RT 73	C. Fleming	ILB 50	J. Griffith
TE 87	E. Tomlinson	LCB 2	P. Surtain
WR 10	J. Jeudy	RCB 23	R. Darby
RB 33	J. Williams	SS 22	K. Jackson
QB 3	R. Wilson	FS 31	J. Simmons

BRONCOS SUBSTITUTIONS: WR 1 K.Hamler, S 6 P.Locke, K 8 B.McManus, WR 12 M.Washington, WR 16 T.Cleveland, P 17 C.Waitman, CB 20 D.Philips, CB 21 K.Williams, RB 25 M.Gordon, RB 26 M.Boone, CB 27 D.Mathis, S 30 C.Sterns, ILB 40 J.Strand, LS 46 J.Bohenmoyer, OLB 53 J.Cooper, LB 56 B.Browning, C 60 L.Wattenberg, G 61 G.Glasgow, T 76 C.Anderson, TE 82 E.Saubert, TE 85 A.Okwuegbunam, DE 91 M.Henningsen, ILB 94 A.Patrick, DL 98 M.Purcell **DID NOT PLAY:** QB 4 B.Rypien, OLB 42 N.Bonitto **INACTIVE:** WR 15 J.Virgil, S 32 D.Turner-Yell, ILB 47 J.Jewell, OL 57 B.Turner, DL 96 E.Uwazurike.

SEATTLE SEAHAWKS

OFFENSE		DEFENSE	
WR 14	D. Metcalf	OLB 10	U. Nwosu
LT 67	C. Cross	DE 93	S. Harris
LG 60	P. Haynes	NT 99	A. Woods
C 63	A. Blythe	DE 97	P. Ford
RG 66	G. Jackson	OLB 52	D. Taylor
RT 72	A. Lucas	ILB 56	J. Brooks
TE 89	W. Dissly	ILB 57	C. Barton
WR 16	T. Lockett	LCB 30	M. Jackson
QB 7	G. Smith	RCB 27	T. Woolen
TE 87	N. Fant	SS 33	J. Adams
RB 20	R. Penny	FS 6	Q. Diggs

SEAHAWKS SUBSTITUTIONS: WR 1 D.Eskridge, P 4 M.Dickson, K 5 J.Myers, CB 8 C.Bryant, WR 11 M.Goodwin, SS 13 J.Jones, WR 19 P.Hart, CB 23 S.Jones, RB 25 T.Homer, SS 26 R.Neal, CB 28 J.Coleman, RB 31 D.Dallas, FS 35 J.Blount, DE 40 D.Johnson, LB/ FB 44 N.Bellore, LS 46 C.Tinker, LB 53 B.Mate, LB 58 T.Muse, C/G 61 K.Fuller, DE 77 Q.Jefferson, T 78 S.Forsythe, WR 83 D.Young, TE 84 C.Parkinson, DT 90 B.Mone **DID NOT PLAY:** QB 2 D.Lock, T 74 J.Curhan **INACTIVE:** RB 9 K.Walker, CB 21 A.Burns, CB 24 I.Dunn, G 68 D.Lewis, LS 69 T.Ott, DT 95 M.Adams.

		1	2	3	4	OT	TOTAL	FIELD GOALS (made () & missed)
VISITOR	Denver Broncos	3	10	0	3	0	16	B. McManus (30) (40) (26) 64WL
HOME	Seattle Seahawks	7	10	0	0	0	17	J. Myers (49)

Team	Qtr	Clock Time	PLAY DESCRIPTION (Extra Point) (Drive Info)	SCORE	
				Visitor	Home
Seahawks	1	11:26	W.Dissly 38 yd. pass from G.Smith (J.Myers kick) (6-70, 3:34)	0	7
Broncos	1	6:55	B.McManus 30 yd. Field Goal (9-77, 4:31)	3	7
Seahawks	2	7:20	J.Myers 49 yd. Field Goal (9-50, 5:54)	3	10
Broncos	2	5:34	J.Jeudy 67 yd. pass from R.Wilson (B.McManus kick) (3-75, 1:46)	10	10
Seahawks	2	2:24	C.Parkinson 25 yd. pass from G.Smith (J.Myers kick) (7-75, 3:10)	10	17
Broncos	2	0:00	B.McManus 40 yd. Field Goal (9-57, 2:24)	13	17
Broncos	4	6:13	B.McManus 26 yd. Field Goal (15-72, 6:37)	16	17

FINAL INDIVIDUAL STATISTICS

Denver Broncos										Seattle Seahawks																
RUSHING	ATT	YDS	AVG	LG	TD	RUSHING	ATT	YDS	AVG	LG	TD	RUSHING	ATT	YDS	AVG	LG	TD									
M.Gordon	12	58	4.8	13	0	R.Penny	12	60	5.0	26	0	J.Williams	7	43	6.1	13	0									
J.Williams	7	43	6.1	13	0	G.Smith	6	14	2.3	14	0	R.Wilson	1	2	2.0	2	0									
R.Wilson	2	2	2.0	2	0	T.Homer	1	2	2.0	2	0	TOTAL	19	76	4.0	26	0									
TOTAL	20	103	5.2	13	0	TOTAL	19	76	4.0	26	0	TOTAL	19	76	4.0	26	0									
PASSING	ATT	CMP	YDS	TD	LG	IN	Rtg.	PASSING	ATT	CMP	YDS	TD	LG	IN	Rtg.	PASSING	ATT	CMP	YDS	TD	LG	IN	Rtg.			
R.Wilson	42	29	340	2/10	1	671	0	101.3	G.Smith	28	23	195	2/18	2	381	0	119.5	TOTAL	28	23	195	2/18	2	381	0	119.5
TOTAL	42	29	340	2/10	1	671	0	101.3	TOTAL	28	23	195	2/18	2	381	0	119.5	TOTAL	28	23	195	2/18	2	381	0	119.5
PASS RECEIVING	TAR	NO	YDS	AVG	LG	TD	PASS RECEIVING	TAR	NO	YDS	AVG	LG	TD	PASS RECEIVING	TAR	NO	YDS	AVG	LG	TD						
J.Williams	12	11	65	5.9	13	0	D.Metcalf	7	7	36	5.1	15	0	J.Williams	7	43	6.1	13	0							
A.Okwuegbunam	6	5	33	6.6	12	0	W.Dissly	3	3	43	14.3	381	1	J.Williams	7	43	6.1	13	0							
J.Jeudy	7	4	102	25.5	671	1	T.Lockett	4	3	28	9.3	17	0	J.Williams	7	43	6.1	13	0							
C.Sutton	7	4	72	18.0	30	0	N.Fant	4	3	16	5.3	13	0	J.Williams	7	43	6.1	13	0							
A.Beck	3	2	52	26.0	27	0	C.Parkinson	2	2	43	21.5	251	1	J.Williams	7	43	6.1	13	0							
M.Gordon	2	2	14	7.0	8	0	M.Goodwin	2	2	22	11.0	16	0	J.Williams	7	43	6.1	13	0							
M.Boone	1	1	2	2.0	2	0	R.Penny	3	2	7	3.5	4	0	J.Williams	7	43	6.1	13	0							
K.Hamler	1	0	0	—	0	0	D.Eskridge	2	1	0	0.0	0	0	J.Williams	7	43	6.1	13	0							
E.Saubert	1	0	0	—	0	0	TOTAL	27	23	195	8.5	381	2	J.Williams	7	43	6.1	13	0							
E.Tomlinson	1	0	0	—	0	0	TOTAL	27	23	195	8.5	381	2	J.Williams	7	43	6.1	13	0							
TOTAL	41	29	340	11.7	671	1	TOTAL	27	23	195	8.5	381	2	J.Williams	7	43	6.1	13	0							
INTERCEPTIONS	NO	YDS	AVG	LG	TD	INTERCEPTIONS	NO	YDS	AVG	LG	TD	INTERCEPTIONS	NO	YDS	AVG	LG	TD									
TOTAL	0	0.0	0.0	0	0	TOTAL	0	0.0	0.0	0	0	TOTAL	0	0.0	0.0	0	0									
PUNTING	NO	YDS	AVG	NET	TB	IN20	LG	PUNTING	NO	YDS	AVG	NET	TB	IN20	LG	PUNTING	NO	YDS	AVG	NET	TB	IN20	LG			
C.Waltman	1	36	36.0	36.0	0	1	36	M.Dickson	2	101	50.5	49.0	0	0	54	C.Waltman	1	36	36.0	36.0	0	1	36			
TOTAL	1	36	36.0	36.0	0	1	36	TOTAL	2	101	50.5	49.0	0	0	54	TOTAL	1	36	36.0	36.0	0	1	36			
PUNT RETURNS	NO	YDS	AVG	FC	LG	TD	PUNT RETURNS	NO	YDS	AVG	FC	LG	TD	PUNT RETURNS	NO	YDS	AVG	FC	LG	TD						
M.Washington	1	3	3.0	0	3	0	T.Lockett	0	0	—	1	—	0	M.Washington	1	3	3.0	0	3	0						
[DOWNED]	1	0	0.0	0	0	0	TOTAL	0	0	—	1	—	0	[DOWNED]	1	0	0.0	0	0	0						
TOTAL	1	3	3.0	0	3	0	TOTAL	0	0	—	1	—	0	TOTAL	1	3	3.0	0	3	0						
KICKOFF RETURNS	NO	YDS	AVG	FC	LG	TD	KICKOFF RETURNS	NO	YDS	AVG	FC	LG	TD	KICKOFF RETURNS	NO	YDS	AVG	FC	LG	TD						
M.Washington	3	51	17.0	0	21	0	D.Dallas	3	77	25.7	0	30	0	M.Washington	3	51	17.0	0	21	0						
[TOUCHBACK]	1	0	0.0	0	0	0	[TOUCHBACK]	1	0	0.0	0	0	0	[TOUCHBACK]	1	0	0.0	0	0	0						
TOTAL	3	51	17.0	0	21	0	TOTAL	3	77	25.7	0	30	0	TOTAL	3	51	17.0	0	21	0						
Denver Broncos	Own	Opp.	Out	Denver Broncos	Own	Opp.	Out	Seattle Seahawks	Own	Opp.	Out	Seattle Seahawks	Own	Opp.	Out											
FUMBLES	Fum	Lost	Rec.	Yds	TD	FF	Yds	TD	Bnds	FUMBLES	Fum	Lost	Rec.	Yds	TD	FF	Yds	TD	Bnds							
M.Gordon	1	1	0	0	0	0	0	0	0	D.Metcalf	1	1	0	0	0	0	0	0	0							
J.Williams	1	1	0	0	0	0	0	0	0	R.Penny	1	0	0	0	0	0	0	0	0							
B.Chubb	0	0	0	0	0	1	0	0	0	G.Smith	1	0	0	0	0	0	0	0	0							
R.Darby	0	0	0	0	0	1	0	0	0	A.Blythe	1	0	1	0	0	0	0	0	0							
R.Gregory	0	0	0	0	0	1	0	0	0	C.Cross	0	0	1	0	0	0	0	0	0							
J.Simmons	0	0	0	0	0	1	17	0	0	C.Diggs	0	0	0	0	0	1	0	0	0							
TOTAL	2	2	0	0	3	1	17	0	0	TOTAL	3	1	2	0	2	2	8	0	0							

FINAL TEAM STATISTICS

BRONCOS										SEAHAWKS											
TOTAL FIRST DOWNS	20					19					FGs - PATs Had Blocked	0-0					0-0				
By Rushing	5					3					Net Punting Average	36.0					49.0				
By Passing	13					9					TOTAL RETURN YARDAGE (Not Including Kickoffs)	3					3				
By Penalty	2					7					No. and Yards Punt Returns	1-3					0-0				
THIRD DOWN EFFICIENCY	8-15-53.3%					6-11-54.5%					No. and Yards Kickoff Returns	3-51					3-77				
FOURTH DOWN EFFICIENCY	0-1-0.0%					0-1-0.0%					No. and Yards Interception Returns	0-0					0-0				
TOTAL NET YARDS	433					253					PENALTIES Number and Yards	12-106					5-77				
Total Offensive Plays (inc. times thrown passing)	64					49					FUMBLES Number and Lost	2-2					3-1				
Average gain per offensive play	6.8					5.2					TOUCHDOWNS	1					2				
NET YARDS RUSHING	103					76					Rushing	0					0				
Total Rushing Plays	20					19					Passing	1					2				
Average gain per rushing play	5.2					4.0					EXTRA POINTS Made-Attempts	1-1					2-2				
Tackles for a loss-number and yards	3-4					0-0					Kicking Made-Attempts	1-1					2-2				
NET YARDS PASSING	330					177					FIELD GOALS Made-Attempts	3-4					1-1				
Times thrown - yards lost attempting to pass	2-10					2-18					RED ZONE EFFICIENCY	0-4-0.0%					0-2-0.0%				
Gross yards passing	340					195					GOAL TO GO EFFICIENCY	0-3-0.0%					0-0-0.0%				
PASS ATTEMPTS-COMPLETIONS-HAD INTERCEPTED	42-29-0					28-23-0					SAFETIES	0					0				
Avg gain per pass play (inc.# thrown passing)	7.5					5.9					FINAL SCORE	16					17				
KICKOFFS Number-In End Zone-Touchbacks	4-3-1					4-3-1					TIME OF POSSESSION	33:39					28:21				
PUNTS Number and Average	1-36.0					2-50.5															
Had Blocked	0					0															

BRONCOS DEFENSIVE STATISTICS

(Press Box Totals)

BRONCOS										SEAHAWKS									
PLAYER	UT	A	TT	S-YDS	I	PD	FF	FR	PLAYER	UT	A	TT	S-YDS	I	PD	FF	FR		
A.Singleton	4	5	9	0-0	0	0	0	0	K.Williams	2	0	2	0-0	0	0	0	0		
J.Simmons	2	7	9	0-0	0	0	0	1	D.Jones	1	0	1	0-0	0	0	0	0		
R.Darby	5	1	6	0-0	0	1	1	0	J.Cooper	1	0	1	0-0	0	0	0	0		
B.Chubb	4	1	5	2-18	0	1	0	0	B.Browning	1	0	1	0-0	0	0	0	0		
Dj.Jones	3	1	4	0-0	0	1	0	0	R.Gregory	0	1	1	0-0	0	0	1	0		
P.Surtain	3	1	4	0-0	0	0	0	0	C.Sterns	0	1	1	0-0	0	0	0	0		
J.Griffith	3	0	3	0-0	0	0	0	0	M.Purcell	0	1	1	0-0	0	0	0	0		
K.Jackson	2	1	3	0-0	0	0	0	0	Team Totals	31	23	54	2-18	0	2	3	1		
D.Williams	0	3	3	0-0	0	0	0	0											



Broncos 16, Texans 9

Sunday, Sept. 18, 2022 • 2:25 p.m. MDT • Empower Field at Mile High • Denver

WEATHER: Sunny, 77°, Wind N 11 mph • **TIME:** 3:04 • **ATTENDANCE:** 76,191

The Broncos fought hard in their home opener to pick up their first win of the season and their win in Head Coach Nathaniel Hackett's career, defeating the Texans 16-9.

In a defensive struggle throughout most of the first part of the game, Denver opened it up in the fourth quarter, scoring 10 unanswered points after entering the final frame trailing by 3.

WR Courtland Sutton was the headline for the offense, totaling 122 receiving yards, the second-most in his career at the time, on seven catches (17.4 avg.). TE Eric Saubert caught the game-winning touchdown pass from QB Russell Wilson in the fourth quarter for the second score of his career while RB Javonte Williams broke the 1,000-yard rushing mark in his career with his 75-yard game.

DE Dre'Mont Jones led the defensive effort, posting his fifth-career multi-sack game while OLB Randy Gregory got in on the action, posting a strip-sack of his own late in the fourth quarter. Denver did not allow a touchdown in the game, marking the first time that has happened since Week 3 of the 2022 season vs. NYJ (9/26/21). The defense also held Houston to 2-of-13 (15.4%) on third down in the game.

K Brandon McManus went 3-for-3 on the day, getting him over the 200 career field goals made mark. He became the ninth active kicker at the time to reach that mark and second in Broncos history.

The game would get off to a slow start as both teams would fail to convert on any points on the first few drives, but Denver would get on the board first with a McManus 20-yard field goal.

Houston would return the favor, making a 40-yard kick of their own when they got the ball. The Texans took a 6-3 lead on their next drive after K Kai'i Fairbairn nailed another attempt from 44 yards.

The Broncos would get back on track right after the half to tie the game as McManus would hit from 24 yards with 0:23 remaining in the half.

While Denver got off on the wrong foot in the second half after a LB Christian Kirksey interception, Wilson would be on point the rest of the game, going 8-of-11 for 126 yards with 1 touchdown to help lead the team to the win.

Houston would only manage another field goal after starting in Denver territory and the defenses for both teams would keep the offenses in check for the remainder of the quarter.

It would not take long for the Broncos to get back in front at the start of the fourth quarter, as Wilson found Saubert for the 22-yard score, which would prove to be the game-winning touchdown.

McManus ended the scoring on Denver's next drive, hitting from 50 yards to wrap a 12-play, 54-yard drive that took up 6:12.

The defense held steady to seal the win, including a strip-sack by Gregory which put Houston behind the sticks and put more pressure on Texans QB Davis Mills.

Another punt by the Broncos and three incompletions by Mills wrapped up the game and gave Denver their first win for the 2022 season.

DENVER BRONCOS

OFFENSE		DEFENSE	
WR 14	C. Sutton	DE 93	D. Jones
LT 72	G. Bolles	DT 97	DJ. Jones
LG 66	D. Risner	DE 99	D. Williams
C 79	L. Cushmanberry	SLB 55	B. Chubb
RG 61	G. Glasgow	WLB 5	R. Gregory
RT 73	C. Fleming	ILB 49	A. Singleton
TE 82	E. Saubert	ILB 50	J. Griffith
WR 9	K. Hinton	LCB 2	P. Surtain
WR 10	J. Jeudy	RCB 23	R. Darby
RB 33	J. Williams	SS 22	K. Jackson
QB 3	R. Wilson	FS 30	C. Sterns

BRONCOS SUBSTITUTIONS: S 6 P.Locke, K 8 B.McManus, WR 12 M.Washington, WR 16 T.Cleveland, P 17 C.Waitman, CB 20 D.Phillips, CB 21 K.Williams, RB 25 M.Gordon, RB 26 M.Boone, CB 27 D.Mathis, S 32 D.Turner-Yell, CB 34 E.Bassey, ILB 40 J.Strnad, LS 46 J.Bohenmoyer, OLB 53 J.Cooper, LB 56 B.Browning, T 76 C.Anderson, FB/TE 83 A.Beck, TE 85 A.Okunegubang, TE 87 E.Tomlinson, DE 91 M.Henningsen, OLB 94 A.Patrick, DL 98 M.Purcell
DID NOT PLAY: QB 4 B.Pypin, G 52 N.Muti, C 60 L.Wattenberg
INACTIVE: WR 1 K.Hamler, WR 15 J.Virgil, OLB 42 N.Bonitto, ILB 47 J.Jewell, OL 57 B.Turner, G/C 77 Q.Meinerz, DL 96 E.Uwazurike.

HOUSTON TEXANS

OFFENSE		DEFENSE	
WR 13	B. Cooks	DE 52	J. Greenard
TE 83	O. Howard	DL 96	M. Collins
LT 78	L. Tunsil	DL 91	R. Lopez
LG 59	K. Green	DE 55	J. Hughes
C 54	S. Quessenberry	LB 51	K. Grugier-Hill
RG 60	A. Cann	LB 58	C. Kirksey
RT 71	T. Howard	CB 24	D. Stingley
TE 85	P. Brown	CB 25	D. King
TE 9	B. Jordan	CB 21	S. Nelson
RB 31	D. Pierce	S 5	J. Pitre
QB 10	D. Mills	S 36	J. Owens

TEXANS SUBSTITUTIONS: DB 1 T.Smith, QB 6 J.Driskel, K 7 K.Fairbairn, P 11 C.Johnston, WR 12 N.Collins, WR 15 C.Moore, WR 18 C.Conley, DE 20 I.Yiadom, DB 9 E.Murray, RB 28 R.Burkhead, DB 29 M.Stewart, RB 33 D.Ogunbowale, FB 34 T.Hairston, LB 43 N.Hewitt, LB 44 J.Reeves-Maybin, DL 45 O.Ororonkwo, LS 46 J.Weeks, DL 50 M.Dwumfour, LB 53 B.Cashman, DL 56 T.Booker, LB 57 K.Pierre-Louis, OL 64 J.McCray, OL 67 C.Heck, DL 92 R.Green, DL 93 K.Hinish
DID NOT PLAY: OL 76 A.Deculus
INACTIVE: QB 3 K.Allen, WR 4 P.Dorsett, WR 14 T.Johnson, LB 32 G.Wallow, LB 49 J.Hansen, OL 68 J.Britt, DL 94 D.Harris.

OFFICIALS:

Referee — Carl Cheffers (51); **Umpire** — Brandon Cruse (22); **Down Judge** — Mike Carr (63); **Line Judge** — Jeff Seeman (45); **Field Judge** — Nathan Jones (42); **Side Judge** — Eugene Hall (103); **Back Judge** — Matt Edwards (96); **Replay** — Kevin Brown

		1	2	3	4	OT	TOTAL	FIELD GOALS (made () & missed)	
VISITOR	Houston Texans	3	3	3	0	0	9	K. Fairburn (40) (44) (24)	
HOME	Denver Broncos	3	3	0	10	0	16	B. McManus (20) (24) (50)	
Team	Qtr	Clock Time	PLAY DESCRIPTION (Extra Point) (Drive Info)				SCORE Visitor Home		
Broncos	1	5:30	B.McManus 20 yd. Field Goal (8-63, 2:18)				0	3	
Texans	1	2:19	K.Fairbairn 40 yd. Field Goal (10-54, 3:11)				3	3	
Texans	2	7:20	K.Fairbairn 44 yd. Field Goal (10-54, 5:32)				6	3	
Broncos	2	0:20	B.McManus 24 yd. Field Goal (9-70, 3:44)				6	6	
Texans	3	8:33	K.Fairbairn 24 yd. Field Goal (11-39, 5:09)				9	6	
Broncos	4	12:37	E.Saubert 22 yd. pass from R.Wilson (B.McManus kick) (6-62, 3:56)				9	13	
Broncos	4	3:36	B.McManus 50 yd. Field Goal (12-54, 6:12)				9	16	

FINAL INDIVIDUAL STATISTICS

Denver Broncos										Houston Texans											
RUSHING	ATT	YDS	AVG	LG	TD					RUSHING	ATT	YDS	AVG	LG	TD						
J.Williams	15	75	5.0	17	0					D.Pierce	15	69	4.6	12	0						
M.Gordon	10	47	4.7	9	0					J.Driskel	1	10	10.0	10	0						
M.Washington	1	19	19.0	19	0					D.Mills	2	1	0.5	2	0						
C.Sutton	1	5	5.0	5	0																
R.Wilson	2	3	1.5	4	0																
J.Jeudy	1	1	1.0	1	0																
A.Beck	1	-1	-1.0	-1	0																
TOTAL	31	149	4.8	19	0					TOTAL	18	80	4.4	12	0						
PASSING	ATT	CMP	YDS	TD	LG	IN	Rtg.			PASSING	ATT	CMP	YDS	TD	LG	IN	Rtg.				
R.Wilson	31	14	219	3/18	1	35	1	66.5		D.Mills	38	19	177	3/23	0	29	0	63.2			
TOTAL	31	14	219	3/18	1	35	1	66.5		TOTAL	38	19	177	3/23	0	29	0	63.2			
PASS RECEIVING	TAR	NO	YDS	AVG	LG	TD				PASS RECEIVING	TAR	NO	YDS	AVG	LG	TD					
C.Sutton	11	7	122	17.4	35	0				N.Collins	9	4	58	14.5	29	0					
T.Cleveland	3	2	28	14.0	16	0				B.Cooks	10	4	54	13.5	25	0					
E.Saubert	2	1	22	22.0	22	1				P.Brown	5	3	24	8.0	18	0					
K.Hinton	1	1	20	20.0	20	0				C.Moore	4	2	14	7.0	9	0					
J.Jeudy	3	1	11	11.0	11	0				R.Burkhead	3	2	9	4.5	5	0					
J.Williams	4	1	10	10.0	10	0				B.Jordan	4	2	3	1.5	4	0					
M.Gordon	1	1	6	6.0	6	0				D.Pierce	1	1	8	8.0	8	0					
A.Okwuegbunam	2	0	0	—	—	0				O.Howard	1	1	7	7.0	7	0					
M.Washington	1	0	0	—	—	0															
TOTAL	28	14	219	15.6	35	1				TOTAL	37	19	177	9.3	29	0					
INTERCEPTIONS	NO	YDS	AVG	LG	TD					INTERCEPTIONS	NO	YDS	AVG	LG	TD						
	0	0	0.0	0	0					C.Kirksey	1	0	0.0	0	0						
TOTAL	0	0	0.0	0	0					TOTAL	1	0	0.0	0	0						
PUNTING	NO	YDS	AVG	NET	TB	IN20	LG			PUNTING	NO	YDS	AVG	NET	TB	IN20	LG				
C.Waitman	5	214	42.8	33.4	2	1	50			C.Johnston	5	268	53.6	41.8	0	2	64				
TOTAL	5	214	42.8	33.4	2	1	50			TOTAL	5	268	53.6	41.8	0	2	64				
PUNT RETURNS	NO	YDS	AVG	FC	LG	TD				PUNT RETURNS	NO	YDS	AVG	FC	LG	TD					
M.Washington	4	59	14.8	1	19	0				D.King	1	7	7.0	1	7	0					
										[DOWNED]	1	0	0.0	0	0	0					
										[TOUCHBACK]	2	0	0.0	0	0	0					
TOTAL	4	59	14.8	1	19	0				TOTAL	1	7	7.0	1	7	0					
KICKOFF RETURNS	NO	YDS	AVG	FC	LG	TD				KICKOFF RETURNS	NO	YDS	AVG	FC	LG	TD					
M.Washington	1	17	17.0	0	17	0				T.Smith	1	22	22.0	0	22	0					
[TOUCHBACK]	3	0	0.0	0	0	0				[TOUCHBACK]	4	0	0.0	0	0	0					
TOTAL	1	17	17.0	0	17	0				TOTAL	1	22	22.0	0	22	0					
Denver Broncos	Own	Opp.	Out							Houston Texans	Own	Opp.	Out								
FUMBLES	Fum	Lost	Rec.	Yds	TD	FF	Rec.	Yds	TD	Bnds	FUMBLES	Fum	Lost	Rec.	Yds	TD	FF	Rec.	Yds	TD	Bnds
R.Gregory	0	0	0	0	0	0	0	0	0	0	D.Mills	0	0	0	0	0	0	0	0	0	0
D.Jones	0	0	0	0	0	1	0	0	0	0	A.Cann	2	0	2	0	0	0	0	0	0	0
TOTAL	0	0	0	0	0	2	0	0	0	0	TOTAL	2	0	2	0	0	0	0	0	0	0

FINAL TEAM STATISTICS

	BRONCOS					TEXANS						BRONCOS					TEXANS				
TOTAL FIRST DOWNS	20					15					FGs - PATs Had Blocked	0-0					0-0				
By Rushing	5					7					Net Punting Average	33.4					41.8				
By Passing	11					6					TOTAL RETURN YARDAGE (Not Including Kickoffs)	59					7				
By Penalty	4					2					No. and Yards Punt Returns	4-59					1-7				
THIRD DOWN EFFICIENCY	3-12-25.0%					2-13-15.4%					No. and Yards Kickoff Returns	1-17					1-22				
FOURTH DOWN EFFICIENCY	1-1-100.0%					1-3-33.3%					No. and Yards Interception Returns	0-0					1-0				
TOTAL NET YARDS	350					234					PENALTIES Number and Yards	13-100					8-94				
Total Offensive Plays (inc. times thrown passing)	65					59					FUMBLES Number and Lost	0-0					2-0				
Average gain per offensive play	5.4					4.0					TOUCHDOWNS	1					0				
NET YARDS RUSHING	149					80					Rushing	0					0				
Total Rushing Plays	31					18					Passing	1					0				
Average gain per rushing play	4.8					4.4					EXTRA POINTS Made-Attempts	1-1					0-0				
Tackles for a loss-number and yards	3-6					2-6					Kicking Made-Attempts	1-1					0-0				
NET YARDS PASSING	201					154					FIELD GOALS Made-Attempts	3-3					3-3				
Times thrown - yards lost attempting to pass	3-18					3-23					RED ZONE EFFICIENCY	0-2-0.0%					0-1-0.0%				
Gross yards passing	219					177					GOAL TO GO EFFICIENCY	0-2-0.0%					0-1-0.0%				
PASS ATTEMPTS-COMPLETIONS-HAD INTERCEPTED	31-14-1					38-19-0					SAFETIES	0					0				
Avg gain per pass play (inc.# thrown passing)	5.9					3.8					FINAL SCORE	16					9				
KICKOFFS Number-In End Zone-Touchbacks	5-4-4					4-3-3					TIME OF POSSESSION	32:33					27:27				
PUNTS Number and Average	5-42.8					5-53.6															
Had Blocked	0					0															

BRONCOS DEFENSIVE STATISTICS

(Press Box Totals)

PLAYER	UT	A	TT	S-YDS	I	PD	FF	FR	PLAYER	UT	A	TT	S-YDS	I	PD	FF	FR
C.Sterns	5	1	6	0-0	0	0	0	0	M.Purcell	1	1	2	0-0	0	0	0	0
D.Jones	4	2	6	2-14	0	0	1	0	R.Darby	1	0	1	0-0	0	1	0	0
K.Jackson	3	3	6	0-0	0	0	0	0	M.Henningsen	1	0	1	0-0	0	0	0	0
D.Mathis	5	0	5	0-0	0	1	0	0	D.Williams	0	1	1	0-0	0	0	0	0
A.Singleton	1	4	5	0-0	0	2	0	0	P.Locke	0	1	1	0-0	0	0	0	0
K.Williams	3	1	4	0-0	0	0	0	0	Team Totals	33	16	49	3-23	0	4	2	0
J.Griffith	3	0	3	0-0	0	0	0	0									
R.Gregory	2	1	3	1-9	0	0	1	0									
D.Jones	2	1	3	0-0	0	0	0	0									
P.Surtain	2	0	2	0-0	0	0	0	0									



Broncos 11, 49ers 10

Sunday, Sept. 25, 2022 • 6:20 p.m. MDT • Empower Field at Mile High • Denver

WEATHER: Clear, 73°, Wind NW 8 mph • **TIME:** 3:05 • **ATTENDANCE:** 77,021

On *Sunday Night Football*, the Broncos were able to pull out a nail-biter that came down to the final moments of the game, defeating San Francisco 11-10.

In a defensive gem of a game, Denver limited the 49ers to their lowest total yardage since the 2020 season, allowing only 267 yards (88 rush, 179 pass) while also forcing three total turnovers. The front seven also brought pressure all night, racking up four sacks for 32 yards in the contest.

ILB Josey Jewell made his return from injury and made an impact immediately, racking up nine total tackles (5 solo) along with one sack (10 yds.), two TFLs and one fumble recovery. OLB Randy Gregory, OLB Bradley Chubb and DL Mike Purcell also joined in, recording sacks of their own, with Purcell forcing 49ers QB Jimmy Garoppolo out of the end zone for the safety.

Offensively, Denver posted its fourth consecutive game with at least 100 yards rushing, dating back to the season finale last year against Kansas City. WR Courtland Sutton also helped lead the offense, posting 97 yards on eight receptions (12.1 avg.).

P Corliss Waitman was the star on special teams, punting 10 times (47.6 gross / 43.6 net) and downing six punts inside of the 20-yard line, a franchise record.

In a game that was defined by its defense, both teams traded punts to begin the game before San Francisco got the early lead after Garoppolo found WR Brandon Aiyuk from three yards out. While the Broncos were unable to respond right away, the defense held its ground and prevented the 49ers from entering Denver territory for the rest of the quarter.

K Brandon McManus got the Broncos on the board in the second quarter, nailing a kick from 55 yards out to post the 34th 50+ yard field goal of his career to bring the score to 7-3. The defenses would hold firm after the score, keeping it to a 7-3 game to halftime.

A Denver punt gave San Francisco the ball at their own 43, but a bad snap that was fumbled was recovered by Jewell at the 50-yard line, giving the Broncos the ball.

Another punt, this time downed at the 49ers' 1-yard line, would lead to Purcell chasing Garoppolo out of the end zone and for the safety, bringing the game to a 7-5 score.

Denver would threaten again before the end of the frame, but a McManus 51-yard field goal attempt went wide right, keeping the score at 7-5.

San Francisco got their five-point lead back at the beginning of the fourth quarter after K Robbie Gould nailed a field goal from 51 yards away.

After the teams traded punts again, Denver would sustain a drive, going 80 yards on 12 plays and was wrapped by RB Melvin Gordon III 1-yard touchdown run.

Denver's defense stood tall to close the game as ILB Jonas Griffith intercepted a pass and S Kareem Jackson would recover a fumble forced by S P.J. Locke to ice the game.

OFFICIALS:

Referee — Shawn Hochuli (83); **Umpire** — Terry Killens, Jr. (77); **Down Judge** — Patrick Holt (106); **Line Judge** — Greg Bradley (98); **Field Judge** — Anthony Flemming (90); **Side Judge** — Chad Hill (125); **Back Judge** — Rich Martinez (39); **Replay** — Tyler Cerimeli

DENVER BRONCOS

OFFENSE		DEFENSE	
WR 10	J. Jeudy	DL 92	J. Harris
LT 72	G. Bolles	DT 97	DJ. Jones
LG 66	D. Risner	DE 99	D. Williams
C 79	L. Cushmanberry	DE 93	D. Jones
RG 61	G. Glasgow	SLB 55	B. Chubb
RT 73	C. Fleming	ILB 47	J. Jewell
TE 87	E. Tomlinson	ILB 50	J. Griffith
WR 9	K. Hinton	LCB 2	P. Surtain
WR 14	C. Sutton	CB 21	K. Williams
RB 33	J. Williams	RCB 23	R. Darby
QB 3	R. Wilson	SS 22	K. Jackson

BRONCOS SUBSTITUTIONS: WR 1 K.Hamler, OLB 5 R.Gregory, S 6 P.Locke, K 8 B.McManus, WR 12 M.Washington, P 17 C.Waitman, RB 25 M.Gordon, RB 26 M.Boone, CB 27 D.Mathis, S 30 C.Sterns, CB 34 E.Bassey, ILB 40 J.Strnad, OLB 42 N.Bonitto, LS 46 J.Bohenmoyer, ILB 49 A.Singleton, LB 56 B.Browning, T 76 C.Anderson, TE 82 E.Saubert, FB/TE 83 A.Beck, TE 85 A.Okuegbonam, DE 91 M.Henningsen, OLB 94 A.Patrick, DL 98 M.Purcell **DID NOT PLAY:** QB 4 B.Rypien, C 60 L.Wattenberg, G/C 77 O.Meinerz **INACTIVE:** WR 15 J.Virgil, WR 16 T.Cleveland, CB 20 D.Phillips, S 32 D.Turner-Yell, OLB 53 J.Cooper, OL 57 B.Turner, DL 96 E.Uwazurike.

SAN FRANCISCO 49ERS

OFFENSE		DEFENSE	
TE 85	G. Kittle	RDE 97	N. Bosa
LT 71	T. Williams	LDT 99	J. Kinlaw
LG 65	A. Banks	DL 90	K. Givens
C 64	J. Brendel	LDE 56	S. Ebukam
RG 74	S. Burford	LB 51	A. Al-Shaair
RT 69	M. McGlinchey	MIKE 54	F. Warner
FB 44	K. Juszczyk	WILL 57	D. Greenlaw
WR 11	B. Aiyuk	LCB 4	E. Moseley
WR 19	D. Samuel	RCB 7	C. Ward
RB 22	J. Wilson	FS 29	T. Hufanga
QB 10	J. Garoppolo	FS 31	T. Gipson

49ERS SUBSTITUTIONS: WR 3 R.McCloud, WR 6 D.Gray, K 9 R.Gould, WR 15 J.Jennings, P 18 M.Wishnowsky, CB 20 A.Thomas, RB 23 M.Mack, RB 24 J.Mason, CB 26 S.Womack, S 30 G.Odom, DB 33 T.Moore, DB 38 D.Lenoir, LB 45 D.FlanniganFowles, LS 46 T.Pepper, LB 48 O.Burks, DL 55 A.Spence, OL 61 B.Hance, OL 68 C.McKivitz, OL 76 J.Moore, TE 82 R.Dwelle, TE 89 C.Woerner, DL 92 K.Hyder, DL 94 C.Omenihu, DL 95 D.Jackson, DL 98 H.Ridgeway **DID NOT PLAY:** QB 13 B.Purdy **INACTIVE:** RB 32 T.Davis-Price, DL 53 K.Turay, OL 60 D.Brunskill, OL 63 N.Zakelj, TE 81 T.Kroft, DL 91 A.Armstead.

		1	2	3	4	OT	TOTAL	FIELD GOALS (made () & missed)	
VISITOR	San Francisco 49ers	7	0	0	3	0	10	R. Gould (51)	
HOME	Denver Broncos	0	3	2	6	0	11	B. McManus (55) 53WR	

Team	Qtr	Clock Time	PLAY DESCRIPTION (Extra Point) (Drive Info)	SCORE	
				Visitor	Home
49ers	1	7:56	B.Aiyuk 3 yd. pass from J.Garoppolo (R.Gould kick) (6-75, 3:11)	7	0
Broncos	2	11:56	B.McManus 55 yd. Field Goal (8-57, 3:11)	7	3
Broncos	3	9:53	J.Garoppolo sacked out of bounds in end zone by M.Purcell for a Safety	7	5
49ers	4	14:10	R.Gould 51 yd. Field Goal (4-8, 1:19)	10	5
Broncos	4	4:10	M.Gordon 1 yd. run (pass failed) (12-80, 6:04)	10	11

FINAL INDIVIDUAL STATISTICS

Denver Broncos										San Francisco 49ers																
RUSHING	ATT	YDS	AVG	LG	TD	RUSHING	ATT	YDS	AVG	LG	TD	RUSHING	ATT	YDS	AVG	LG	TD	RUSHING	ATT	YDS	AVG	LG	TD			
J.Williams	15	58	3.9	16	0	J.Wilson	12	75	6.3	37	0	J.Wilson	12	75	6.3	37	0	J.Wilson	12	75	6.3	37	0			
M.Gordon	12	26	2.2	6	1	J.Mason	1	7	7.0	7	0	J.Mason	1	7	7.0	7	0	J.Mason	1	7	7.0	7	0			
R.Wilson	6	17	2.8	12	0	D.Samuel	5	6	1.2	3	0	D.Samuel	5	6	1.2	3	0	D.Samuel	5	6	1.2	3	0			
						J.Garoppolo	1	0	0.0	0	0	J.Garoppolo	1	0	0.0	0	0	J.Garoppolo	1	0	0.0	0	0			
TOTAL	33	101	3.1	16	1	TOTAL	19	88	4.6	37	0	TOTAL	19	88	4.6	37	0	TOTAL	19	88	4.6	37	0			
PASSING	ATT	CMP	YDS	TD	LG	IN	Rtg.	PASSING	ATT	CMP	YDS	TD	LG	IN	Rtg.	PASSING	ATT	CMP	YDS	TD	LG	IN	Rtg.			
R.Wilson	33	20	184	4/24	0	34	0	75.8	J.Garoppolo	29	18	211	4/32	1	32	1	81.2	J.Garoppolo	29	18	211	4/32	1	32	1	81.2
TOTAL	33	20	184	4/24	0	34	0	75.8	TOTAL	29	18	211	4/32	1	32	1	81.2	TOTAL	29	18	211	4/32	1	32	1	81.2
PASS RECEIVING	TAR	NO	YDS	AVG	LG	TD	PASS RECEIVING	TAR	NO	YDS	AVG	LG	TD	PASS RECEIVING	TAR	NO	YDS	AVG	LG	TD						
C.Sutton	10	8	97	12.1	34	0	D.Samuel	8	5	73	14.6	32	0	D.Samuel	8	5	73	14.6	32	0						
M.Gordon	6	5	29	5.8	22	0	G.Kittle	5	4	28	7.0	11	0	G.Kittle	5	4	28	7.0	11	0						
J.Williams	5	3	2	0.7	2	0	B.Aiyuk	8	3	39	13.0	20	1	B.Aiyuk	8	3	39	13.0	20	1						
J.Jeudy	6	2	17	8.5	16	0	J.Wilson	3	3	31	10.3	16	0	J.Wilson	3	3	31	10.3	16	0						
K.Hinton	1	1	27	27.0	27	0	K.Juszczyk	1	1	24	24.0	24	0	K.Juszczyk	1	1	24	24.0	24	0						
A.Okwuegbunam	2	1	12	12.0	12	0	R.McCloud	1	1	11	11.0	11	0	R.McCloud	1	1	11	11.0	11	0						
M.Boone	1	0	0	—	—	0	J.Jennings	3	1	5	5.0	5	0	J.Jennings	3	1	5	5.0	5	0						
E.Saubert	1	0	0	—	—	0																				
TOTAL	32	20	184	9.2	34	0	TOTAL	29	18	211	11.7	32	1	TOTAL	29	18	211	11.7	32	1						
INTERCEPTIONS	NO	YDS	AVG	LG	TD	INTERCEPTIONS	NO	YDS	AVG	LG	TD	INTERCEPTIONS	NO	YDS	AVG	LG	TD									
J.Griffith	1	1	1.0	1	0																					
TOTAL	1	1	1.0	1	0	TOTAL	0	0	0.0	0	0	TOTAL	0	0	0.0	0	0									
PUNTING	NO	YDS	AVG	NET	TB	IN20	LG	PUNTING	NO	YDS	AVG	NET	TB	IN20	LG											
C.Waitman	10	476	47.6	43.6	0	6	57	M.Wishnowsky	7	362	51.7	44.7	2	3	74											
TOTAL	10	476	47.6	43.6	0	6	57	TOTAL	7	362	51.7	44.7	2	3	74											
PUNT RETURNS	NO	YDS	AVG	FC	LG	TD	PUNT RETURNS	NO	YDS	AVG	FC	LG	TD													
M.Washington	1	9	9.0	0	9	0	R.McCloud	5	40	8.0	3	18	0													
[DOWNED]	3	0	0.0	0	0	0	[DOWNED]	2	0	0.0	0	0	0													
[OUT OF BOUNDS]	1	0	0.0	0	0	0																				
[TOUCHBACK]	2	0	0.0	0	0	0																				
TOTAL	1	9	9.0	0	9	0	TOTAL	5	40	8.0	3	18	0													
KICKOFF RETURNS	NO	YDS	AVG	FC	LG	TD	KICKOFF RETURNS	NO	YDS	AVG	FC	LG	TD													
M.Washington	1	14	14.0	0	14	0	R.McCloud	2	23	11.5	0	15	0													
[TOUCHBACK]	3	0	0.0	0	0	0	[TOUCHBACK]	1	0	0.0	0	0	0													
TOTAL	1	14	14.0	0	14	0	TOTAL	2	23	11.5	0	15	0													
Denver Broncos	Fum	Lost	Own	Opp.	Out	San Francisco 49ers	Fum	Lost	Own	Opp.	Out															
FUMBLES	Fum	Lost	Rec.	Yds	TD	FF	Rec.	Yds	TD	FF	Rec.	Yds	TD	Bnds	Bnds											
M.Gordon	2	0	1	0	0	0	0	0	0	0	0	0	0	0	0											
R.Wilson	0	0	1	0	0	0	0	0	0	0	0	0	0	0	0											
P.Locke	0	0	0	0	0	1	0	0	0	0	0	0	0	0	0											
K.Jackson	0	0	0	0	0	0	1	0	0	0	0	0	0	0	0											
J.Jewell	0	0	0	0	0	0	1	0	0	0	0	0	0	0	0											
TOTAL	2	0	2	0	0	1	2	0	0	0	0	0	0	0	0											

FINAL TEAM STATISTICS

	BRONCOS	49ERS		BRONCOS	49ERS
TOTAL FIRST DOWNS	14	13	FGs - PATs Had Blocked	0-0	0-0
By Rushing	5	3	Net Punting Average	43.6	44.7
By Passing	8	9	TOTAL RETURN YARDAGE (Not Including Kickoffs)	10	40
By Penalty	1	1	No. and Yards Punt Returns	1-9	5-40
THIRD DOWN EFFICIENCY	6-19-31.6%	1-10-10.0%	No. and Yards Kickoff Returns	1-14	2-23
FOURTH DOWN EFFICIENCY	0-0-0.0%	0-0-0.0%	No. and Yards Kickoff Returns	1-1	0-0
TOTAL NET YARDS	261	267	PENALTIES Number and Yards	5-30	7-40
Total Offensive Plays (inc. times thrown passing)	70	52	FUMBLES Number and Lost	2-0	3-2
Average gain per offensive play	3.7	5.1	TOUCHDOWNS	1	1
NET YARDS RUSHING	101	88	Rushing	1	0
Total Rushing Plays	33	19	Passing	0	1
Average gain per rushing play	3.1	4.6	EXTRA POINTS Made-Attempts	0-1	1-1
Tackles for a loss-number and yards	2-9	1-1	Kicking Made-Attempts	0-0	0-1
NET YARDS PASSING	160	179	Passing Made-Attempts	0-1	0-1
Times thrown - yards lost attempting to pass	4-24	4-32	FIELD GOALS Made-Attempts	1-2	1-1
Gross yards passing	184	211	RED ZONE EFFICIENCY	1-1-100%	1-1-100%
PASS ATTEMPTS-COMPLETIONS-HAD INTERCEPTED	33-20-0	29-18-1	GOAL TO GO EFFICIENCY	1-1-100%	1-1-100%
Avg gain per pass play (inc.# thrown passing)	4.3	5.4	SAFETIES	1	0
KICKOFFS Number-In End Zone-Touchbacks	3-2-1	4-3-3	FINAL SCORE	11	10
PUNTS Number and Average	10-47.6	7-51.7	TIME OF POSSESSION	34:29	25:31
Had Blocked	0	0			

BRONCOS DEFENSIVE STATISTICS

(Press Box Totals)

PLAYER	UT	A	TT	S-YDS	I	PD	FF	FR	PLAYER	UT	A	TT	S-YDS	I	PD	FF	FR
J.Jewell	5	4	9	1-10	0	0	0	1	D.Jones	0	3	3	0-0	0	0	0	0
K.Jackson	2	4	6	0-0	0	1	0	0	B.Chubb	1	1	2	1-12	0	0	0	0
M.Purcell	4	1	5	1-2	0	0	0	0	P.Surtain	1	0	1	0-0	0	2	0	0
K.Williams	2	3	5	0-0	0	0	0	0	N.Bonitto	1	0	1	0-0	0	0	0	0
D.Williams	3	1	4	0-0	0	0	0	0	Dj.Jones	0	0	0	0-0	0	1	0	0
C.Sterns	2	2	4	0-0	0	1	0	0	Team Totals	29	23	52	4-32	1	6	1	2
R.Gregory	3	0	3	1-8	0	0	0	0									
P.Locke	2	1	3	0-0	0	0	1	0									
R.Darby	2	1	3	0-0	0	0	0	0									
J.Griffith	1	2	3	0-0	1	1	0	0									



Raiders 32, Broncos 23

Sunday, Oct. 2, 2022 • 1:25 p.m. PDT • Allegiant Stadium • Las Vegas

WEATHER: Indoors • **TIME:** 3:09 • **ATTENDANCE:** 62,332

The Denver Broncos fell to the Las Vegas Raiders in their first divisional matchup of the season by the score of 32-23.

Denver had another solid performance by WR Courtland Sutton, who surpassed 3,000 career receiving yards on the day after catching five passes for 52 yards (10.4 avg.) with a touchdown. WR Jerry Jeudy got in on the action as well, posting 53 yards on four receptions (13.3 avg.) with one touchdown.

QB Russell Wilson had a solid performance, posting a 124.9 passer rating after totaling 237 yards on 17-of-25 passing (68.0%) with two touchdowns. Wilson also ran the ball well, racking up a team-high 29 yards on four carries (7.3 avg.) with one touchdown.

Defensively, ILB Josey Jewell tallied a career-high-tying 14 tackles (7 solo) while DT D.J. Jones and CB K'Waun Williams were able to bring down Raiders QB Derek Carr behind the line of scrimmage. CB Pat Surtain continued his stellar start to the season, posting another two passes defended while tallying a career-high eight tackles (6 solo).

The Raiders got on the board early as they drove down the field on their opening possession, but were stopped in the red zone and held to only a field goal.

Both teams would trade punts before WR Montrell Washington, who would total 66 yards on three punt returns, returned a punt from Raiders P AJ Cole 30 yards to set the Broncos up with good field position. Denver would take advantage, taking four plays to drive 34 yards and take the 7-3 lead after Wilson found Sutton in the back of the endzone.

The second quarter would see a barrage of scoring, starting with an answer by Las Vegas. The Raiders traveled 75 yards and finished with a RB Josh Jacobs 10-yard run into the end zone.

K Brandon McManus answered right back for Denver, as he would hit from 28 yards out on the next drive to tie the game at 10. The Raiders would retake the lead soon after though. CB Amik Robertson would recover a fumble by RB Melvin Gordon III and take it 68 yards for the score. A missed PAT by K Daniel Carlson kept it to a six-point game.

Denver would answer on the next drive as the Broncos moved down the field, going 75 yards on five plays and led to Wilson finding Jeudy for the 20-yard score with 1:29 remaining in the half. A bad snap though on the point after prevented the Broncos from taking the lead and the score remained tied at 16.

The Raiders would get a field goal from Carlson at the end of the end of the half to retake the lead going into the intermission and would not look back. Las Vegas would get two more field goals the next half before Wilson drove the Broncos 6-plays for 75-yards and ran it in from three yards out to make it 25-23 with 7:16 left.

The Raiders would ice the game on their next drive though, as a 5:14 drive would be ended by another Jacobs score to make it 32-23, giving Denver its second loss on the season.

DENVER BRONCOS

OFFENSE		DEFENSE	
WR 10	J. Jeudy	DE 93	D. Jones
LT 72	G. Bolles	DT 97	D.J. Jones
LG 66	D. Risner	SLB 55	B. Chubb
C 79	L. Cushmanberry	OLB 5	R. Griffith
RG 61	G. Glasgow	ILB 50	J. Griffith
RT 73	C. Fleming	ILB 47	J. Jewell
TE 87	E. Tomlinson	LCB 2	P. Surtain
TE 82	E. Saubert	RCB 23	R. Darby
WR 14	C. Sutton	CB 21	K. Williams
RB 33	J. Williams	S 30	C. Sterns
QB 3	R. Wilson	SS 22	K. Jackson

BRONCOS SUBSTITUTIONS: WR 1 K.Hamler, S 6 P.Locke, K 8 B.McManus, WR 9 K.Hinton, WR 12 M.Washington, P 17 C.Waitman, RB 25 M.Gordon, RB 26 M.Boone, CB 27 D.Mathis, S 32 D.Turner-Yell, CB 34 E.Bassey, ILB 40 J.Strnad, OLB 42 N.Bonitto, LS 46 J.Boenemoyer, ILB 49 A.Singleton, LB 56 B.Browning, T 76 C.Anderson, FB/TE 84 A.Beck, TE 85 A.Okwuegbunam, DE 91 M.Henningsen, OLB 94 A.Patrick, DL 98 M.Purcell, DL 99 D.Williams
DID NOT PLAY: QB 4 B.Rypien, G 52 N.Muti, C 60 L.Wattenberg
INACTIVE: WR 15 J.Virgil, WR 16 T.Cleveland, CB 20 D.Phillips, OLB 53 J.Cooper, OL 57 B.Turner, G/C 77 Q.Meinerz, DL 96 E.Uwazurike.

LAS VEGAS RAIDERS

OFFENSE		DEFENSE	
WR 10	M. Hollins	DE 98	M. Crosby
LT 74	K. Miller	DT 91	B. Nichols
LG 64	A. Bars	DT 97	A. Billings
C 68	A. James	DT 90	J. Hankins
RG 66	D. Parham	DE 55	C. Jones
RT 72	J. Eluemanor	OLB 5	D. Deablo
TE 83	D. Waller	LB 52	D. Perryman
WR 17	D. Adams	CB 39	N. Hobbs
QB 4	D. Carr	CB 21	A. Robertson
WR 84	K. Cole	S 24	J. Abram
RB 28	J. Jacobs	S 30	D. Harmon

RAIDERS SUBSTITUTIONS: WR 1 T.Johnson, K 2 D.Carlson, P 6 A.Cole, RB 22 A.Abdullah, S 25 T.Moehrig, CB 27 S.Webb, DB 31 J.Guidry, S 33 R.Teamer, RB 34 B.Bolden, RB 35 Z.White, S 41 M.Farley, FB 45 J.Johnson, LS 47 T.Sieg, LB 50 J.Brown, DE 51 M.Koonce, LB 58 D.Butler, LB 59 L.Masterson, G 67 L.Cotton, T 71 J.Herron, T 77 T.Munford, TE 80 J.Horsted, DT 94 M.Butler, DT 95 K.Vickers, DE 99 C.Ferrell **DID NOT PLAY:** QB 3 J.Stidham, CB 23 N.Robey **INACTIVE:** WR 13 H.Reinforc, CB 26 R.Ya-Sin, RB 38 B.Brown, G 76 J.Simpson, TE 87 F.Moreau, DT 92 N.Farrell, DE 96 T.Bower.

OFFICIALS:

Referee — Land Clark (130); **Umpire** — Paul King (121); **Down Judge** — Tom Stephan (68); **Line Judge** — Brian Bolinger (40); **Field Judge** — Michael Banks (72); **Side Judge** — Dominique Pender (114); **Back Judge** — Greg Meyer (78); **Replay** — Randy Campbell

VISITOR	HOME						FIELD GOALS (made () & missed)		
		1	2	3	4	OT	TOTAL	B. McManus (28)	D. Carlson (26) (39) (22) (30)
Denver Broncos	Las Vegas Raiders	7	9	0	7	0	23		
		3	16	3	10	0	32		

Team	Qtr	Clock Time	PLAY DESCRIPTION (Extra Point) (Drive Info)	SCORE	
				Visitor	Home
Raiders	1	9:52	D.Carlson 26 yd. Field Goal (11-60, 5:08)	0	3
Broncos	1	2:45	C.Sutton 5 yd. pass from R.Wilson (B.McManus kick) (4-34, 2:09)	7	3
Raiders	2	11:46	J.Jacobs 10 yd. run (D.Carlson kick) (11-75, 5:59)	7	10
Broncos	2	8:03	B.McManus 28 yd. Field Goal (7-39, 3:43)	10	10
Raiders	2	3:15	A.Robertson 68 yd. fumble return (kick failed, wI)	10	16
Broncos	2	1:24	J.Jeudy 20 yd. pass from R.Wilson (kick short) (5-75, 1:51)	16	16
Raiders	2	0:00	D.Carlson 39 yd. Field Goal (10-54, 1:24)	16	19
Raiders	3	2:27	D.Carlson 22 yd. Field Goal (10-77, 4:42)	16	22
Raiders	4	9:50	D.Carlson 30 yd. Field Goal (6-38, 3:15)	16	25
Broncos	4	7:16	R.Wilson 3 yd. run (B.McManus kick) (6-75, 2:34)	23	25
Raiders	4	2:02	J.Jacobs 7 yd. run (D.Carlson kick) (10-75, 5:14)	23	32

FINAL INDIVIDUAL STATISTICS																										
Denver Broncos								Las Vegas Raiders																		
RUSHING	ATT	YDS	AVG	LG	TD	RUSHING	ATT	YDS	AVG	LG	TD	RUSHING	ATT	YDS	AVG	LG	TD									
R.Wilson	4	29	7.3	13	1	J.Jacobs	28	144	5.1	43	2	R.Wilson	25	17	237	3/23	2	55	0	124.9						
J.Williams	10	28	2.8	13	0	D.Carr	7	40	5.7	20	0	D.Carr	34	21	188	2/15	0	20	0	76.6						
M.Boone	3	20	6.7	13	0	Z.White	2	24	12.0	22	0	Z.White	25	17	237	3/23	2	55	0	124.9						
M.Gordon	3	8	2.7	7	0	D.Adams	1	4	4.0	4	0	D.Adams	34	21	188	2/15	0	20	0	76.6						
TOTAL	20	85	4.3	13	1	TOTAL	38	212	5.6	43	2	TOTAL	25	17	237	3/23	2	55	0	124.9						
PASSING	ATT	CMP	YDS	TD	LG	IN	Rtg.	PASSING	ATT	CMP	YDS	TD	LG	IN	Rtg.	PASSING	ATT	CMP	YDS	TD	LG	IN	Rtg.			
R.Wilson	25	17	237	3/23	2	55	0	124.9	D.Carr	34	21	188	2/15	0	20	0	76.6	D.Carr	34	21	188	2/15	0	20	0	76.6
TOTAL	25	17	237	3/23	2	55	0	124.9	TOTAL	34	21	188	2/15	0	20	0	76.6	TOTAL	34	21	188	2/15	0	20	0	76.6
PASS RECEIVING	TAR	NO	YDS	AVG	LG	TD	PASS RECEIVING	TAR	NO	YDS	AVG	LG	TD	PASS RECEIVING	TAR	NO	YDS	AVG	LG	TD						
C.Sutton	7	5	52	10.4	18	1	D.Adams	13	9	101	11.2	20	0	D.Adams	13	9	101	11.2	20	0						
J.Jeudy	5	4	53	13.3	32	1	J.Jacobs	6	5	31	6.2	12	0	J.Jacobs	6	5	31	6.2	12	0						
K.Hinton	3	2	39	19.5	35	0	M.Hollins	5	3	33	11.0	16	0	M.Hollins	5	3	33	11.0	16	0						
K.Hamler	1	1	55	55.0	55	0	D.Waller	5	3	24	8.0	13	0	D.Waller	5	3	24	8.0	13	0						
E.Saubert	2	1	25	25.0	25	0	B.Bolden	1	1	-1	-1.0	-1	0	B.Bolden	1	1	-1	-1.0	-1	0						
M.Boone	3	1	9	9.0	9	0																				
M.Washington	1	1	4	4.0	4	0																				
R.Wilson	1	1	1	1.0	1	0																				
J.Williams	1	1	-1	-1.0	-1	0																				
M.Gordon	1	0	0	—	—	0																				
TOTAL	25	17	237	13.9	55	2	TOTAL	30	21	188	9.0	20	0	TOTAL	30	21	188	9.0	20	0						
INTERCEPTIONS	NO	YDS	AVG	LG	TD	INTERCEPTIONS	NO	YDS	AVG	LG	TD	INTERCEPTIONS	NO	YDS	AVG	LG	TD									
TOTAL	0	0	0.0	0	0	TOTAL	0	0	0.0	0	0	TOTAL	0	0	0.0	0	0									
PUNTING	NO	YDS	AVG	NET	TB	IN20	LG	PUNTING	NO	YDS	AVG	NET	TB	IN20	LG											
C.Waitman	5	241	48.2	42.8	1	2	55	A.Cole	4	215	53.8	37.3	0	1	62											
TOTAL	5	241	48.2	42.8	1	2	55	TOTAL	4	215	53.8	37.3	0	1	62											
PUNT RETURNS	NO	YDS	AVG	FC	LG	TD	PUNT RETURNS	NO	YDS	AVG	FC	LG	TD													
M.Washington	3	66	22.0	0	30	0	K.Cole	2	7	3.5	1	7	0													
[DOWNED]	1	0	0.0	0	0	0	T.Johnson	1	0	0.0	0	0	0													
TOTAL	3	66	22.0	0	30	0	TOTAL	3	7	2.3	1	7	0													
KICKOFF RETURNS	NO	YDS	AVG	FC	LG	TD	KICKOFF RETURNS	NO	YDS	AVG	FC	LG	TD													
[TOUCHBACK]	6	0	0.0	0	0	0	B.Bolden	1	32	32.0	0	32	0													
TOTAL	0	0	0.0	0	0	0	TOTAL	2	49	24.5	0	32	0													
Denver Broncos	Own	Opp.	Out	Las Vegas Raiders	Own	Opp.	Out																			
FUMBLES	Fum	Lost	Rec.	Yds	TD	FF	Rec.	Yds	TD	Bnds	FUMBLES	Fum	Lost	Rec.	Yds	TD	Bnds									
M.Gordon	1	1	0	0	0	0	0	0	0	0	D.Harmon	0	0	0	0	0	0	0								
TOTAL	1	1	0	0	0	0	0	0	0	0	TOTAL	0	0	0	0	1	68	1								

FINAL TEAM STATISTICS																	
BRONCOS								RAIDERS									
TOTAL FIRST DOWNS	12				25				FGs - PATs Had Blocked	0-0				0-0			
By Rushing	5				14				Net Punting Average	42.8				37.3			
By Passing	7				11				TOTAL RETURN YARDAGE (Not Including Kickoffs)	66				7			
By Penalty	0				0				No. and Yards Punt Returns	3-66				3-7			
THIRD DOWN EFFICIENCY	3-11-27.3%				7-14-50.0%				No. and Yards Kickoff Returns	0-0				2-49			
FOURTH DOWN EFFICIENCY	1-2-50.0%				0-0-0.0%				No. and Yards Interception Returns	0-0				0-0			
TOTAL NET YARDS	299				385				PENALTIES Number and Yards	7-50				4-25			
Total Offensive Plays (inc. times thrown passing)	48				74				FUMBLES Number and Lost	1-1				0-0			
Average gain per offensive play	6.2				5.2				TOUCHDOWNS	3				2			
NET YARDS RUSHING	85				212				Rushing	1				3			
Total Rushing Plays	20				38				Passing	2				0			
Average gain per rushing play	4.3				5.6				Fumbles	0				2-3			
Tackles for a loss-number and yards	3-6				4-11				EXTRA POINTS Made-Attempts	2-3				2-3			
NET YARDS PASSING	214				173				Kicking Made-Attempts	2-3				2-3			
Times thrown - yards lost attempting to pass	3-23				2-15				FIELD GOALS Made-Attempts	1-1				4-4			
Gross yards passing	237				188				RED ZONE EFFICIENCY	2-3-66.7%				2-5-40.0%			
PASS ATTEMPTS-COMPLETIONS-HAD INTERCEPTED	25-17-0				34-21-0				GOAL TO GO EFFICIENCY	2-2-100%				1-2-50.0%			
Avg gain per pass play (inc.# thrown passing)	7.6				4.8				SAFETIES	0				3			
KICKOFFS Number-In End Zone-Touchbacks	5-4-3				7-6-6				FINAL SCORE	23				32			
PUNTS Number and Average	5-48.2				4-53.8				TIME OF POSSESSION	25:08				34:52			
Had Blocked	0				0												

BRONCOS DEFENSIVE STATISTICS																	
(Press Box Totals)																	
PLAYER	UT	A	TT	S-YDS	I	PD	FF	FR	PLAYER	UT	A	TT	S-YDS	I	PD	FF	FR
J.Jewell	7	7	14	0-0	0	0	0	0	R.Darby	2	0	2	0-0	0	0	0	0
P.Surtain	6	2	8	0-0	0	2	0	0	R.Gregory	1	1	2	0-0	0	0	0	0
J.Griffith	5	3	8	0-0	0	0	0	0	B.Browning	1	1	2	0-0	0	0	0	0
K.Jackson	5	2	7	0-0	0	0	0	0	D.Mathis	1	0	1	0-0	0	0	0	0
C.Sterns	5	1	6	0-0	0	0	0	0	D.Williams	1	0	1	0-0	0	0	0	0
K.Williams	5	0	5	1-7	0	0	0	0	M.Henningsen	0	1	1	0-0	0	0	0	0
D.Jones	4	0	4	0-0	0	0	0	0	Team Totals	48	23	71	2-15	0	4	0	0
M.Purcell	3	1	4	0-0	0	0	0	0									
Dj.Jones	2	1	3	1-8	0	1	0	0									
B.Chubb	0	3	3	0-0	0	1	0	0									

5
C
Colts 12, Broncos 9

Thursday, Oct. 6, 2022 • 6:15 p.m. MDT • Empower Field at Mile High • Denver

WEATHER: Partly Cloudy, 69°, Wind NW 6 mph • TIME: 3:30 • ATTENDANCE: 76,667

The Denver Broncos fell to the Indianapolis Colts in overtime by the score of 12-9 on *Thursday Night Football*.

The defense stepped up in a big way, allowing only 200 or fewer net yards passing in their fifth straight game of the season, the first time a Denver team has accomplished that in five consecutive games since the 2010 season. The Broncos also posted six sacks in the game, the most by the team since its game vs. Mia. (11/22/20).

OLB Bradley Chubb posted 2.5 sacks for 13.5 yards in the game, his second multi-sack game of the season and the sixth of his career. S Caden Sterns also had a career game, intercepting two of Colts QB Matt Ryan's passes for 25 yards to notch his first career multi-interception game. OLB Baron Browning also notched his first sacks of his career, totaling 1.5 sacks for 13.5 yards.

WR Courtland Sutton led the offense again, recording 74 yards on five catches (14.8 avg.) and had a game-high 51-yard catch from QB Russell Wilson in the third quarter.

Denver got on the board early in the game after the defense forced a three-and-out. Wilson would help guide the offense down the field, going 49 yards in 10 plays to set up a K Brandon McManus 33-yard field goal to go up 3-0.

That would prove to be the only score of the quarter as both teams would trade punts for the remainder of the frame.

Denver would strike again early in the second quarter though as Wilson would again help lead the offense down the field in 10 plays, going 40 yards to set up McManus from 44 yards out to extend the Broncos lead to six.

Both teams would struggle for field position again for most of the half until the Colts were able to break through and go 52 yards to set up K Chase McLaughlin from 52 yards out to cut the deficit in half right before the break.

The third quarter started the same way as the Colts would tie the game with another field goal after forcing Denver to punt on its first possession.

The Broncos would answer right back with another field goal to make it 9-6 after Sterns intercepted Ryan for the second time in the game on the Colts' 27-yard line.

Indianapolis would go on and tie the game late in the fourth quarter after traveling 67 yards on 10 plays to kick the field goal with 0:08 seconds remaining.

The Colts would kick one last field goal in overtime before Denver would storm down the field and get to the Indianapolis five-yard line. The fourth-down attempt by the Broncos would be broken up, giving the Colts the win.

DENVER BRONCOS

OFFENSE		DEFENSE	
WR 10	J. Jeudy	DE 93	D. Jones
LT 72	G. Bolles	DT 97	Dj. Jones
LG 66	D. Risner	DL 98	M. Purcell
C 79	L. Cushenberry	DE 99	D. Williams
RG 61	G. Glasgow	SLB 55	B. Chubb
RT 73	C. Fleming	ILB 47	J. Jewell
TE 87	E. Tomlinson	LCB 2	P. Surtain
TE 83	A. Beck	RCB 23	R. Darby
WR 14	C. Sutton	CB 21	K. Williams
RB 25	M. Gordon	FS 30	C. Sterns
QB 3	R. Wilson	SS 22	K. Jackson

BRONCOS SUBSTITUTIONS: WR 1 K.Hamler, K 8 B.McManus, WR 12 M.Washington, WR 16 T.Cleveland, P 17 C.Waitman, RB 26 M.Boone, CB 27 D.Mathis, S 32 D.Turner-Yell, CB 34 E.Bassey, RB 36 D.Ozigbo, OLB 40 J.Strnad, S 41 A.Harris, OLB 42 N.Bonitto, LS 46 J.Bohenmoyer, ILB 49 A.Singleton, ILB 50 J.Griffith, LB 56 B.Browning, C 60 L.Wattenberg, T 76 C.Anderson, TE 82 E.Saubert, TE 85 A.Okwegbunam, OLB 90 J.Kongbo, DE 91 M.Henningsen, DL 96 E.Uwazurike **DID NOT PLAY:** QB 4 B.Rypien, OL 57 B.Turner **INACTIVE:** S 6 P.Locke, WR 15 J.Virgil, CB 20 D.Phillips, RB 28 L.Murray, OLB 53 J.Cooper, G/C 77 Q.Meinerz, OLB 94 A.Patrick.

INDIANAPOLIS COLTS

OFFENSE		DEFENSE	
WR 11	M. Pittman	DE 51	K. Paye
TE 81	M. Alie-Cox	DT 99	D. Buckner
LT 79	B. Raimann	NT 90	G. Stewart
LG 56	Q. Nelson	DE 91	Y. Ngakoue
C 78	R. Kelly	WLB 58	B. Okereke
RG 72	B. Smith	SAM 44	Z. Franklin
RT 69	M. Pryor	LB 45	E. Speed
WR 1	P. Campbell	CB 5	S. Gilmore
WR 14	A. Pierce	CB 23	K. Moore
QB 2	M. Ryan	S 25	R. Thomas
RB 21	N. Hines	S 26	R. McLeod

COLTS SUBSTITUTIONS: P 6 M.Haack, K 7 C.McLaughlin, WR 16 A.Dulin, WR 17 M.Strachan, S 20 N.Cross, RB 30 P.Lindsay, CB 31 B.Facyon, CB 33 D.Flowers, CB 34 I.Rodgers, RB 35 D.Jackson, CB 38 T.Brown, LB 41 G.Stuard, LS 46 L.Rhodes, DE 52 B.Banogu, DE 54 D.Odeyibo, LB 57 J.Domann, DE 59 I.Odenigbo, G 63 D.Pinter, T 73 D.Kelly, G/T 75 W.Fries, TE 80 J.Woods, TE 83 K.Granson, DT 93 E.Johnson, DT 95 C.Williams, DT 96 B.Cowart **DID NOT PLAY:** QB 9 N.Foles **INACTIVE:** QB 4 S.Ehlinger, RB 28 J.Taylor, S 32 J.Blackmon, LB 53 S.Leonard, C 62 W.French, T 76 L.Tenuta, DE 94 T.Lewis.

OFFICIALS:

Referee — Brad Rodgers (126); **Umpire** — Carl Paganelli (124); **Down Judge** — Kent Payne (79); **Line Judge** — Thomas Eaton (70); **Field Judge** — Aaron Santi (50); **Side Judge** — Anthony Jeffries (36); **Back Judge** — Greg Steed (12); **Replay** — Bob Hubbell

VISITOR	Indianapolis Colts	1	2	3	4	OT	TOTAL	FIELD GOALS (made () & missed)	
		HOME	Denver Broncos	3	3	3	0	0	9
Team	Qtr	Clock Time	PLAY DESCRIPTION (Extra Point) (Drive Info)					SCORE	
Broncos	1	9:28	B.McManus 33 yd. Field Goal (10-49, 4:09)					0	3
Broncos	2	10:58	B.McManus 44 yd. Field Goal (10-40, 4:14)					0	6
Colts	2	0:12	C.McLaughlin 52 yd. Field Goal (14-52, 3:36)					3	6
Colts	3	8:51	C.McLaughlin 51 yd. Field Goal (9-34, 3:57)					6	6
Broncos	3	3:19	B.McManus 45 yd. Field Goal (4-0, 0:19)					6	9
Colts	4	0:05	C.McLaughlin 31 yd. Field Goal (10-67, 2:08)					9	9
Colts	5	5:50	C.McLaughlin 48 yd. Field Goal (8-45, 4:10)					12	9

FINAL INDIVIDUAL STATISTICS

Denver Broncos											Indianapolis Colts										
RUSHING	ATT	YDS	AVG	LG	TD	RUSHING	ATT	YDS	AVG	LG	TD	RUSHING	ATT	YDS	AVG	LG	TD				
M.Gordon	15	54	3.6	17	0	D.Jackson	13	62	4.8	17	0	M.Ryan	41	26	251	6/51	0	21	2	60.1	
M.Boone	4	38	5.4	18	0	P.Lindsay	11	40	3.6	15	0	R.Thomas	1	35	35.0	35	0	0	0	0	
R.Wilson	4	22	5.5	18	0	N.Hines	1	3	3.0	3	0	S.Gilmore	1	0	0.0	0	0	0	0	0	
M.Washington	1	9	9.0	9	0	M.Ryan	1	1	1.0	1	0	TOTAL	2	35	17.5	35	0	0	0	0	
D.Ozigo	1	2	2.0	2	0	J.Woods	1	0	—	0	0	TOTAL	2	35	17.5	35	0	0	0	0	
TOTAL	28	125	4.5	18	0	TOTAL	26	106	4.1	17	0	TOTAL	26	106	4.1	17	0	17	0	60.1	

PASSING	ATT	CMP	YDS	TD	LG	IN	Rtg.	PASSING	ATT	CMP	YDS	TD	LG	IN	Rtg.		
R.Wilson	39	21	274	4/24	0	51	2	54.9	M.Ryan	41	26	251	6/51	0	21	2	60.1
TOTAL	39	21	274	4/24	0	51	2	54.9	TOTAL	41	26	251	6/51	0	21	2	60.1

PASS RECEIVING	TAR	NO	YDS	AVG	LG	TD	PASS RECEIVING	TAR	NO	YDS	AVG	LG	TD
C.Sutton	11	5	74	14.8	51	0	A.Pierce	9	8	81	10.1	17	0
E.Saubert	7	5	36	7.2	10	0	M.Pittman	8	5	59	11.8	19	0
J.Jeudy	8	3	53	17.7	37	0	D.Jackson	4	4	29	7.3	21	0
M.Gordon	3	3	49	16.3	24	0	P.Lindsay	4	3	14	4.7	7	0
M.Boone	3	3	47	15.7	34	0	P.Campbell	3	2	22	11.0	12	0
K.Hamler	2	1	10	10.0	10	0	A.Dulin	1	1	18	18.0	18	0
A.Okwuegbunam	1	1	5	5.0	5	0	K.Granson	3	1	16	16.0	16	0
E.Tomlinson	1	0	0	—	—	0	M.Allie-Cox	1	1	7	7.0	7	0
A.Beck	1	0	0	—	—	0	N.Hines	2	1	5	5.0	5	0
T.Cleveland	1	0	0	—	—	0	J.Woods	1	0	0	—	—	0
TOTAL	38	21	274	13.0	51	0	TOTAL	36	26	251	9.7	21	0

INTERCEPTIONS	NO	YDS	AVG	LG	TD	INTERCEPTIONS	NO	YDS	AVG	LG	TD
C.Sterns	2	25	12.5	23	0	R.Thomas	1	35	35.0	35	0
TOTAL	2	25	12.5	23	0	TOTAL	2	35	17.5	35	0

PUNTING	NO	YDS	AVG	NET	TB	IN20	LG	PUNTING	NO	YDS	AVG	NET	TB	IN20	LG
C.Waitman	5	229	45.8	41.4	0	1	52	M.Haack	7	310	44.3	40.6	1	3	54
TOTAL	5	229	45.8	41.4	0	1	52	TOTAL	7	310	44.3	40.6	1	3	54

PUNT RETURNS	NO	YDS	AVG	FC	LG	TD	PUNT RETURNS	NO	YDS	AVG	FC	LG	TD
M.Washington	2	6	3.0	2	3	0	I.Rodgers	2	13	6.5	0	13	0
[DOWNED]	1	0	0.0	0	0	0	D.Flowers	1	9	9.0	0	9	0
[OUT OF BOUNDS]	1	0	0.0	0	0	0	[DOWNED]	1	0	0.0	0	0	0
[TOUCHBACK]	1	0	0.0	0	0	0	TOTAL	3	22	7.3	1	13	0
TOTAL	2	6	3.0	2	3	0	TOTAL	3	22	7.3	1	13	0

KICKOFF RETURNS	NO	YDS	AVG	FC	LG	TD	KICKOFF RETURNS	NO	YDS	AVG	FC	LG	TD
M.Washington	1	20	20.0	0	20	0	[TOUCHBACK]	5	0	0.0	0	0	0
[TOUCHBACK]	4	0	0.0	0	0	0	TOTAL	0	0	0.0	0	0	0
TOTAL	1	20	20.0	0	20	0	TOTAL	0	0	0.0	0	0	0

Denver Broncos	Own	Opp.	Out	Indianapolis Colts	Own	Opp.	Out			
FUMBLES	Fum	Lost	Rec.	Yds	TD	FF	Rec.	Yds	TD	Bnds
M.Washington	1	0	1	0	0	0	0	0	0	0
R.Wilson	1	0	1	0	0	0	0	0	0	0
B.Chubb	0	0	0	0	0	0	0	0	0	0
J.Jewell	0	0	0	0	0	1	0	0	0	0
P.Surtain	0	0	0	0	0	1	0	0	0	0
TOTAL	2	0	2	0	0	3	0	0	0	0

FINAL TEAM STATISTICS

	BRONCOS	COLTS		BRONCOS	COLTS
TOTAL FIRST DOWNS	18	19	FGs - PATs Had Blocked	1-0	0-0
By Rushing	6	4	Net Punting Average	41.4	40.6
By Passing	11	14	TOTAL RETURN YARDS (Not Including Kickoffs)	31	57
By Penalty	1	1	No. and Yards Punt Returns	2-6	3-22
THIRD DOWN EFFICIENCY	2-15-13.3%	4-16-25.0%	No. and Yards Kickoff Returns	1-20	0-0
FOURTH DOWN EFFICIENCY	1-2-50.0%	0-0-0.0%	No. and Yards Interception Returns	1-25	2-35
TOTAL NET YARDS	375	306	PENALTIES Number and Yards	7-49	8-64
Total Offensive Plays (inc. times thrown passing)	71	73	FUMBLES Number and Lost	2-0	4-0
Average gain per offensive play	5.3	4.2	TOUCHDOWNS	0	0
NET YARDS RUSHING	125	106	Rushing	0	0
Total Rushing Plays	28	26	Passing	0	0
Average gain per rushing play	4.5	4.1	EXTRA POINTS Made-Attempts	0-0	0-0
Tackles for a loss-number and yards	2-3	3-4	Kicking Made-Attempts	0-0	0-0
NET YARDS PASSING	200	200	FIELD GOALS Made-Attempts	3-4	4-4
Times thrown - yards lost attempting to pass	4-24	6-51	RED ZONE EFFICIENCY	0-4-0.0%	0-2-0.0%
Gross yards passing	274	251	GOAL TO GO EFFICIENCY	0-1-0.0%	0-0-0.0%
PASS ATTEMPTS-COMPLETIONS-HAD INTERCEPTED	39-21-2	41-26-2	SAFETIES	0	0
Avg gain per pass play (inc.# thrown passing)	5.8	4.3	FINAL SCORE	9	12
KICKOFFS Number-In End Zone-Touchbacks	5-5-5	5-5-4	TIME OF POSSESSION	32:51	34:36
PUNTS Number and Average	5-45.8	7-44.3			
Had Blocked	0	0			

BRONCOS DEFENSIVE STATISTICS

(Press Box Totals)

PLAYER	UT	A	TT	S-YDS	I	PD	FF	FR	PLAYER	UT	A	TT	S-YDS	I	PD	FF	FR
A.Singleton	5	4	9	0-0	0	0	0	0	C.Sterns	1	2	3	0-0	2	3	0	0
B.Chubb	4	3	7	2.5-13.5	0	0	1	0	E.Uwazurike	0	3	3	0-0	0	0	0	0
P.Surtain	4	3	7	0-0	0	0	1	0	R.Darby	2	0	2	0-0	0	1	0	0
K.Jackson	3	4	7	0-0	0	0	0	0	M.Purcell	1	1	2	0-0	0	0	0	0
J.Jewell	0	7	7	0.5-9	0	0	1	0	M.Henningsen	0	2	2	0-0	0	0	0	0
D.Mathis	6	0	6	0-0	0	0	0	0	D.Williams	1	0	1	0-0	0	0	0	0
Dj.Jones	4	1	5	1-6	0	0	0	0	D.Jones	0	1	1	0.5-9	0	0	0	0
K.Williams	3	2	5	0-0	0	1	0	0	N.Bonitto	0	1	1	0-0	0	0	0	0
B.Browning	2	3	5	1.5-13.5	0	0	0	0	E.Bassey	0	1	1	0-0	0	0	0	0
J.Griffith	2	2	4	0-0	0	0	0	0	Team Totals	38	40	78	6-51	2	5	3	0



Chargers 19, Broncos 16

Monday, Oct. 17, 2022 • 5:15 p.m. PDT • SoFi Stadium • Inglewood, Calif.

WEATHER: Mostly Sunny, 69°, Wind WSW 4 mph • **TIME:** 3:19 • **ATTENDANCE:** 70,240

The Denver Broncos lost in overtime in the second straight game, this time falling to the Los Angeles Chargers 19-16 on *Monday Night Football*.

The Broncos defense led the way once again, holding Chargers QB Justin Herbert to his second-lowest passer rating (66.3) in his career and prevented him from throwing a touchdown pass for just the second time in his career.

OLB Baron Browning again led the charge for Denver, posting a sack and an interception of Herbert, becoming the first Bronco to do so in a game since OLB Von Miller did so in 2018. ILB Alex Singleton also had a career game, totaling 21 tackles (19 solo), the most in a game in team history and by in the NFL since Kwon Alexander in 2016. DE Matt Henningsen also had a noteworthy game, posting his first career sack.

Denver got off to a fast start, forcing a Chargers' punt on their first possession and then taking their first drive 46 yards in eight plays to set up a K Brandon McManus field goal. After another Chargers punt, the Broncos drove 84 yards on seven plays and ended when QB Russell Wilson found TE Greg Dulcich for the 39-yard score.

That score signified Dulcich's first in the NFL and marked him as just the third Broncos TE to tally a receiving touchdown in his NFL debut.

Los Angeles would answer right back, getting 10 unanswered points of their own as the second quarter began, but Denver would not finish the half without an answer. With five second remaining in the half, McManus nailed a 51-yard field goal, the 37th-career 50+-yard field goal in his career.

The Chargers would answer back early in the second half, as K Dustin Hopkins would nail a 31-yard attempt to even the scoring again early in the second half.

Both teams would remain that way until early in the fourth quarter, when a pass by Herbert was intercepted by Browning and brought to the Chargers' 30-yard line. The Broncos would not be able to capitalize on the good field position though, as three plays later they would attempt and get the 48-yard field goal by McManus.

Los Angeles would waste no time leveling the score again, this time going 58 yards on 10 plays to set up a 35-yard field goal attempt by Hopkins.

Both teams were unable to get anything going through the remainder of the regulation time, forcing overtime.

In OT, Denver and Los Angeles went back and forth until a fumbled punt by WR Montrell Washington set up the Chargers at the Denver 28-yard line.

The Chargers took advantage of their opportunity, setting up Hopkins for the 39-yard game-winning field goal to give Los Angeles the win.

DENVER BRONCOS

OFFENSE		DEFENSE	
WR 10	J. Jeudy	DE 93	D. Jones
LT 76	C. Anderson	DT 97	Dj. Jones
LG 66	D. Risner	DE 99	D. Williams
C 79	L. Cushmanberry	SLB 55	B. Chubb
RG 77	Q. Meinerz	WLB 56	B. Browning
RT 73	C. Fleming	ILB 49	A. Singleton
TE 87	E. Tomlinson	ILB 50	J. Griffith
TE 83	A. Beck	LCB 2	P. Surtain
WR 14	C. Sutton	RCB 27	D. Mathis
RB 25	M. Gordon	FS 31	J. Simmons
QB 3	R. Wilson	SS 22	K. Jackson

BRONCOS SUBSTITUTIONS: WR 1 K.Hamler, S 6 P.Locke, K 8 B.McManus, WR 9 K.Hinton, WR 12 M.Washington, CB 13 M.Ojemudia, WR 16 T.Cleveland, P 17 C.Waitman, CB 21 K.Williams, RB 26 M.Boone, RB 28 L.Murray, CB 34 E.Bassey, ILB 40 J.Strnad, DB 41 A.Harris, OLB 42 N.Bonitto, LS 48 M.Fraboni, OLB 53 J.Cooper, OL 57 B.Turner, C 60 L.Wattenberg, G 61 G.Glasgow, TE 80 G.Dulcich, TE 82 E.Saubert, DE 91 M.Henningsen, OLB 94 A.Patrick, DL 98 M.Purcell **DID NOT PLAY:** QB 4 B.Rypien **INACTIVE:** WR 15 J.Virgil, CB 20 D.Phillips, S 30 C.Sterns, S 32 D.Turner-Yell, ILB 47 J.Jewell, TE 85 A.Okwuegbunam, DL 96 E.Uwazurike.

LOS ANGELES CHARGERS

OFFENSE		DEFENSE	
WR 5	J. Palmer	EDGE 8	K. Van Noy
TE 88	T. McKitty	DL 98	A. Johnson
LT 68	J. Slayer	DL 69	S. Joseph
LG 71	M. Feiler	EDGE 52	K. Mack
C 76	W. Clapp	LB 49	D. Tranquill
RG 77	Z. Johnson	LB 9	K. Murray
RT 79	T. Pipkins	LB 56	M. Fox
WR 81	M. Williams	CB 27	J. Jackson
QB 10	J. Herbert	CB 26	A. Samuel
FB 40	Z. Horvath	S 24	N. Adderley
RB 30	A. Ekeler	S 3	D. James

CHARGERS SUBSTITUTIONS: WR 1 D.Carter, K 6 D.Hopkins, TE 7 G.Everett, WR 11 J.Moore, P 16 J.Scott, RB 20 S.Michel, CB 23 B.Callahan, RB 25 J.Kelley, LB 31 N.Niemann, S 32 A.Gilman, DB 33 D.Leonard, DB 36 J.Taylor, LB 42 T.Reeder, CB 43 M.Davis, LS 47 J.Harris, LB 57 A.Ogbongbemiga, OLB 59 D.Tuszka, G/T 64 B.Jaimes, T 73 F.Sarell, T 74 S.Norton, WR 83 M.Bandy, TE 89 D.Parham, DL 93 O.Ogbonnia, OLB 94 C.Rumph, DL 99 J.Tillery **DID NOT PLAY:** QB 4 C.Daniel **INACTIVE:** QB 2 E.Stick, WR 13 K.Allen, S 22 J.Woods, RB 28 I.Spiller, C 63 G.Linsley, TE 82 R.Rodgers, DL 95 C.Covington.

OFFICIALS:

Referee — Ron Torbert (62); **Umpire** — Mark Pellis (131); **Down Judge** — Max Causey (84); **Line Judge** — Tim Podraza (47); **Field Judge** — Ryan Dickson (25); **Side Judge** — Keith Washington (7); **Back Judge** — Tony Josselyn (67); **Replay** — Denise Crudup

		1	2	3	4	OT	TOTAL	FIELD GOALS (made () & missed)	
VISITOR	Denver Broncos	10	3	0	3	0	16	B. McManus (51) (27) (48)	
HOME	Los Angeles Chargers	0	10	3	3	3	19	D. Hopkins (37) (31) (35) (39)	
Team	Qtr	Clock Time	PLAY DESCRIPTION (Extra Point) (Drive Info)					SCORE	
Broncos	1	7:20	B.McManus 51 yd. Field Goal (8-46, 5:11)					3	0
Broncos	1	1:49	G.Dulcich 39 yd. pass from R.Wilson (B.McManus kick) (7-84, 3:41)					10	0
Chargers	2	9:09	A.Ekeler 6 yd. run (D.Hopkins kick) (15-82, 7:40)					10	7
Chargers	2	0:53	D.Hopkins 37 yd. Field Goal (14-69, 6:36)					10	10
Broncos	2	0:00	B.McManus 27 yd. Field Goal (7-66, 0:53)					13	10
Chargers	3	9:08	D.Hopkins 31 yd. Field Goal (9-60, 4:19)					13	13
Broncos	4	8:21	B.McManus 48 yd. Field Goal (4-0, 2:07)					16	13
Chargers	4	3:58	D.Hopkins 35 yd. Field Goal (10-58, 4:23)					16	16
Chargers	5	2:38	D.Hopkins 39 yd. Field Goal (4-7, 2:08)					16	19

FINAL INDIVIDUAL STATISTICS

Denver Broncos										Los Angeles Chargers																
RUSHING	ATT	YDS	AVG	LG	TD	RUSHING	ATT	YDS	AVG	LG	TD	RUSHING	ATT	YDS	AVG	LG	TD									
L.Murray	15	66	4.4	14	0	A.Ekeler	14	36	2.6	11	1	R.Wilson	4	23	5.8	10	0									
R.Wilson	4	23	5.8	10	0	S.Michel	8	28	3.5	7	0	M.Gordon	3	8	2.7	4	0									
M.Gordon	3	8	2.7	4	0	J.Herbert	2	9	4.5	5	0	M.Boone	1	1	1.0	1	0									
M.Boone	1	1	1.0	1	0	TOTAL	24	73	3.0	11	1	TOTAL	23	98	4.3	14	0									
TOTAL	23	98	4.3	14	0	TOTAL	24	73	3.0	11	1	TOTAL	28	15	188	4/28	1	47	0	86.6						
PASSING	ATT	CMP	YDS	TD	LG	IN	Rtg.	PASSING	ATT	CMP	YDS	TD	LG	IN	Rtg.	PASSING	ATT	CMP	YDS	TD	LG	IN	Rtg.			
R.Wilson	28	15	188	4/28	1	47	0	86.6	J.Herbert	57	37	238	2/14	0	24	1	66.3	J.Herbert	57	37	238	2/14	0	24	1	66.3
TOTAL	28	15	188	4/28	1	47	0	86.6	TOTAL	57	37	238	2/14	0	24	1	66.3	TOTAL	57	37	238	2/14	0	24	1	66.3
PASS RECEIVING	TAR	NO	YDS	AVG	LG	TD	PASS RECEIVING	TAR	NO	YDS	AVG	LG	TD	PASS RECEIVING	TAR	NO	YDS	AVG	LG	TD						
J.Jeudy	7	3	54	18.0	37	0	A.Ekeler	16	10	47	4.7	9	0	G.Dulcich	3	2	44	22.0	39	1						
G.Dulcich	3	2	44	22.0	39	1	J.Palmer	12	9	57	6.3	14	0	K.Hamler	3	2	44	22.0	47	0						
K.Hamler	3	2	44	22.0	47	0	G.Everett	7	5	29	5.8	9	0	C.Sutton	3	2	14	7.0	9	0						
C.Sutton	3	2	14	7.0	9	0	D.Parham	3	3	53	17.7	24	0	E.Tomlinson	1	1	16	16.0	16	0						
E.Tomlinson	1	1	16	16.0	16	0	D.Carter	5	3	17	5.7	7	0	K.Hinton	1	1	8	8.0	8	0						
K.Hinton	1	1	8	8.0	8	0	S.Michel	3	3	14	4.7	6	0	A.Beck	1	1	7	7.0	7	0						
A.Beck	1	1	7	7.0	7	0	M.Williams	6	2	17	8.5	9	0	M.Boone	4	1	3	3.0	3	0						
M.Boone	4	1	3	3.0	3	0	M.Bandy	2	1	4	4.0	4	0	M.Washington	1	1	0	0.0	0	0						
M.Washington	1	1	0	0.0	0	0	Z.Horvath	1	1	0	0.0	0	0	L.Murray	1	1	-2	-2.0	-2	0						
L.Murray	1	1	-2	-2.0	-2	0	TOTAL	55	37	238	6.4	24	0	TOTAL	25	15	188	12.5	47	1						
TOTAL	25	15	188	12.5	47	1	TOTAL	55	37	238	6.4	24	0	TOTAL	25	15	188	12.5	47	1						
INTERCEPTIONS	NO	YDS	AVG	LG	TD	INTERCEPTIONS	NO	YDS	AVG	LG	TD	INTERCEPTIONS	NO	YDS	AVG	LG	TD									
B.Browning	1	-6	-6.0	-6	0	TOTAL	0	0	0.0	0	0	TOTAL	1	-6	-6.0	-6	0									
TOTAL	1	-6	-6.0	-6	0	TOTAL	0	0	0.0	0	0	TOTAL	1	-6	-6.0	-6	0									
PUNTING	NO	YDS	AVG	NET	TB	IN20	LG	PUNTING	NO	YDS	AVG	NET	TB	IN20	LG	PUNTING	NO	YDS	AVG	NET	TB	IN20	LG			
C.Waitman	7	323	46.1	40.6	0	4	58	J.Scott	4	176	44.0	44.0	0	1	54	C.Waitman	7	323	46.1	40.6	0	4	58			
TOTAL	7	323	46.1	40.6	0	4	58	TOTAL	4	176	44.0	44.0	0	1	54	TOTAL	7	323	46.1	40.6	0	4	58			
PUNT RETURNS	NO	YDS	AVG	FC	LG	TD	PUNT RETURNS	NO	YDS	AVG	FC	LG	TD	PUNT RETURNS	NO	YDS	AVG	FC	LG	TD						
M.Washington	2	0	0.0	2	0	0	D.Carter	3	39	13.0	3	19	0	TOTAL	2	0	0.0	2	0	0						
TOTAL	2	0	0.0	2	0	0	[DOWNED]	1	0	0.0	0	0	0	TOTAL	3	39	13.0	3	19	0						
KICKOFF RETURNS	NO	YDS	AVG	FC	LG	TD	KICKOFF RETURNS	NO	YDS	AVG	FC	LG	TD	KICKOFF RETURNS	NO	YDS	AVG	FC	LG	TD						
M.Washington	1	26	26.0	0	26	0	D.Carter	2	45	22.5	0	27	0	[TOUCHBACK]	5	0	0.0	0	0	0						
[TOUCHBACK]	5	0	0.0	0	0	0	TOTAL	2	45	22.5	0	27	0	TOTAL	1	26	26.0	0	26	0						
TOTAL	1	26	26.0	0	26	0	TOTAL	2	45	22.5	0	27	0	TOTAL	1	26	26.0	0	26	0						
Denver Broncos	Own	Opp.	Out	Los Angeles Chargers	Own	Opp.	Out																			
FUMBLES	Fum	Lost	Rec.	Yds	TD	FF	Rec.	Yds	TD	Bnds	FUMBLES	Fum	Lost	Rec.	Yds	TD	FF	Rec.	Yds	TD	Bnds					
M.Washington	2	1	0	0	0	0	0	0	0	0	J.Palmer	0	0	0	0	0	1	0	0	0	0					
B.Browning	1	0	1	0	0	0	0	0	0	0	D.Leonard	0	0	0	0	0	1	0	0	0	0					
TOTAL	3	1	2	0	0	0	0	0	0	0	TOTAL	0	0	0	0	0	1	0	0	0	0					

FINAL TEAM STATISTICS

BRONCOS CHARGERS										BRONCOS CHARGERS											
TOTAL FIRST DOWNS	13					24					FGs - PATs Had Blocked	0-0					0-0				
By Rushing	3					7					Net Punting Average	40.6					44.0				
By Passing	8					10					TOTAL RETURN YARDAGE (Not Including Kickoffs)	-6					39				
By Penalty	2					7					No. and Yards Punt Returns	2-0					3-39				
THIRD DOWN EFFICIENCY	4-14-28.6%					11-22-50.0%					No. and Yards Kickoff Returns	1-26					2-45				
FOURTH DOWN EFFICIENCY	0-0-0.0%					1-3-33.3%					No. and Yards Interception Returns	1-6					0-0				
TOTAL NET YARDS	258					297					PENALTIES Number and Yards	10-151					9-89				
Total Offensive Plays (inc. times thrown passing)	55					83					FUMBLES Number and Lost	3-1					0-0				
Average gain per offensive play	4.7					3.6					TOUCHDOWNS	1					1				
NET YARDS RUSHING	98					73					Rushing	0					1				
Total Rushing Plays	23					24					Passing	1					0				
Average gain per rushing play	4.3					3.0					EXTRA POINTS Made-Attempts	1-1					1-1				
Tackles for a loss-number and yards	1-1					3-3					Kicking Made-Attempts	1-1					1-1				
NET YARDS PASSING	160					224					FIELD GOALS Made-Attempts	3-3					4-4				
Times thrown - yards lost attempting to pass	4-28					2-14					RED ZONE EFFICIENCY	0-1-0.0%					1-4-25.0%				
Gross yards passing	188					238					GOAL TO GO EFFICIENCY	0-1-0.0%					0-0-0.0%				
PASS ATTEMPTS-COMPLETIONS-HAD INTERCEPTED	28-15-0					57-37-1					SAFETIES	0					0				
Avg gain per pass play (inc.# thrown passing)	5.0					3.8					FINAL SCORE	16					19				
KICKOFFS Number-In End Zone-Touchbacks	4-3-2					6-5-5					TIME OF POSSESSION	28:33					38:49				
PUNTS Number and Average	7-46.1					4-44.0															
Had Blocked	0					0															

BRONCOS DEFENSIVE STATISTICS

(Press Box Totals)

PLAYER	UT	A	TT	S-YDS	I	PD	FF	FR	PLAYER	UT	A	TT	S-YDS	I	PD	FF	FR
A.Singleton	19	2	21	0-0	0	1	0	0	J.Cooper	2	0	2	0-0	0	0	0	0
J.Griffith	7	4	11	0-0	0	0	0	0	D.Jones	1	1	2	0-0	0	0	0	0
K.Jackson	3	5	8	0-0	0	1	0	0	M.Henningsen	1	0	1	1-7	0	0	0	0
D.Mathis	5	1	6	0-0	0	2	0	0	D.Williams	1	0	1	0-0	0	1	0	0
J.Simmons	5	1	6	0-0	0	1	0	0	N.Bonitto	0	1	1	0-0	0	0	0	0
K.Williams	4	1	5	0-0	0	0	0	0	P.Surtain	0	0	0	0-0	0	1	0	0
D.Jones	3	2	5	0-0	0	0	0	0	Team Totals	56	22	78	2-14	1	9	0	1
B.Browning	3	0	3	1-7	1	2	0	1									
M.Purcell	1	2	3	0-0	0	0	0	0									
B.Chubb	1	2	3	0-0	0	0	0	0									



Jets 16, Broncos 9

Sunday, Oct. 23, 2022 • 2:05 p.m. MDT • Empower Field at Mile High • Denver

WEATHER: Mostly Sunny, 64°, Wind S 15 mph • **TIME:** 3:18 • **ATTENDANCE:** 76,624

The Broncos fell for the fourth-straight game, this time by the score of 16-9 to the New York Jets.

The defense again stood tall for Denver, allowing only 10 first downs all game, the fewest allowed in a game by the Broncos since allowing six vs. NYJ (12/1/17).

Denver limited Jets QB Zach Wilson to 105 net yards passing, the fourth-fewest allowed in a single game by the Broncos since 2017. The defense also prevented an opponent from passing for over 225 yards in the seventh-straight game, the longest such streak by a Denver team since 2009.

DE Dre'Mont Jones had a stellar game, posting his second multi-sack game of the season and sixth of his career when he took down Wilson on back-to-back plays. OLB Nik Bonitto also got in on the action, posting the first sack of his career with the help of DL Mike Purcell.

With QB Russell Wilson out with an injury, QB Brett Rypien took over the reins, finishing the game 24-of-46 passing for 225 yards and one interception (56.9 rtg.).

WR Jerry Jeudy broke out, racking up 96 yards on seven receptions (13.7 avg.), including a 45-yard catch in the second quarter.

The Jets got on the board first after Jets RB Brecee Hall a broke out for a 62-yard carry on New York's third possession to take the early 7-0 lead.

Denver answered right back on their next possession, taking the ball 75 yards on 13 plays and wrapped up when RB Latavius Murray scored from two yards out for his first score as a Bronco. A missed PAT though would keep Denver down by the score of 7-6.

After both defenses forced punts, Denver got the ball back with 9:42 remaining in the half. The Broncos were able to drive down the field, going 73 yards in 11 plays to set up a 44-yard field goal by K Brandon McManus to take their first lead of the day.

The Jets would answer right back though, going 48 yards in 10 plays to get a field goal of their own and take the 10-9 lead into the half.

The third quarter proved to be more of the defensive struggle seen in the first half as both teams prevented the other from getting to the other side of the field until an interception by Jets S Lamarcus Joyner gave New York the ball on Denver's 37-yard line.

The Jets were able to make two more field goals in the fourth quarter to stretch the lead to 16-9, but allowed the Broncos a shot to get back into the game with a score. Denver gave the ball over on down with just under two minutes left.

The defense forced a Jets three-and-out to get the ball with 1:30 remaining, but the offense could not convert on the last drive and gave the ball back after a turnover on downs, sealing New York's win.

DENVER BRONCOS

OFFENSE		DEFENSE	
WR 10	J. Jeudy	DE 93	D. Jones
LT 73	C. Fleming	DT 97	Dj. Jones
LG 66	D. Risner	DE 99	D. Williams
C 79	L. Cushmanberry	SLB 55	B. Chubb
RG 77	Q. Meinerz	WLB 56	B. Browning
RT 57	B. Turner	ILB 49	A. Singleton
TE 87	E. Tomlinson	ILB 50	J. Griffith
TE 83	A. Beck	LCB 2	P. Surtain
WR 14	C. Sutton	RCB 27	D. Mathis
RB 25	M. Gordon	FS 31	J. Simmons
QB 4	B. Rypien	SS 22	K. Jackson

BRONCOS SUBSTITUTIONS: WR 1 K.Hamler, S 6 P.Locke, K 8 B.McManus, WR 9 K.Hinton, WR 12 M.Washington, CB 13 M.Ojemudia, WR 16 T.Cleveland, P 17 C.Waitman, CB 20 D.Phillips, CB 21 K.Williams, RB 26 M.Boone, RB 28 L.Murray, S 32 D.Turner-Yell, ILB 40 J.Strnad, OLB 42 N.Bonitto, LS 48 M.Fraboni, LB 53 Cooper, C 60 L.Wattenberg, G 61 G.Glasgow, T 76 C.Anderson, E 80 G.Dulcich, TE 82 E.Saubert, DE 91 M.Henningsen, DL 96 E.Ulazurrike, DL 98 M.Purcell **DID NOT PLAY:** QB 11 J.Johnson **INACTIVE:** QB 3 R.Wilson, WR 15 J.Virgil, S 30 C.Sterns, CB 34 E.Bassey, ILB 47 J.Jewell, TE 85 A.Okwuegbunam.

NEW YORK JETS

OFFENSE		DEFENSE	
WR 17	G. Wilson	EDGE 91	J. Franklin-Myers
LT 71	D. Brown	DL 98	S. Rankins
LG 78	L. Tomlinson	DL 95	Q. Williams
C 60	C. McGovern	EDGE 58	C. Lawson
RG 65	N. Herbig	LB 56	Qu. Williams
RT 75	A. Vera-Tucker	LB 57	C. Mosley
TE 87	C. Uzomah	CB 30	M. Carter
TE 83	T. Conklin	CB 4	D. Reed
WR 84	C. Davis	CB 1	A. Gardner
QB 2	Z. Wilson	S 29	L. Joyner
RB 20	Br. Hall	S 3	J. Whitehead

JETS SUBSTITUTIONS: K 6 G.Zuerlein, P 7 B.Mann, LB 9 K.Alexander, WR 10 B.Berrios, WR 11 D.Mims, WR 16 J.Smith, S 22 T.Adams, RB 25 T.Johnson, CB 26 B.Echols, RB 32 Mi.Carter, CB 34 J.Hardee, LB 36 M.Harris, S 39 W.Parks, LS 42 T.Hennessy, LB 44 J.Sherwood, DL 47 B.Huff, DL 54 J.Martin, OL 67 D.Feeney, OL 70 C.Ogbuehi, DL 72 M.Clemons, TE 88 K.Yeboah, DL 94 S.Thomas, DL 97 N.Shepherd, DL 99 V.Curry **DID NOT PLAY:** QB 19 J.Fiacco, OL 68 M.Remmers **INACTIVE:** QB 5 M.White, WR 8 E.Moore, S 21 A.Davis, CB 37 B.Hall, DE 52 J.Johnson, TE 89 J.Ruckert.

OFFICIALS:

Referee — Bill Vinovich (52); **Umpire** — Alex Moore (49); **Down Judge** — Jeff Bergman (32); **Line Judge** — Mark Perlman (9); **Field Judge** — Joe Blubaugh (57); **Side Judge** — Jimmy Buchanan (86); **Back Judge** — Jimmy Russell (82); **Replay** — Mark Butterworth

	1	2	3	4	OT	TOTAL	FIELD GOALS (made () & missed)
VISITOR New York Jets	7	3	0	6	0	16	G. Zuerlein (45) (33) (40)
HOME Denver Broncos	6	3	0	0	0	9	B. McManus 56WR (44)

Team	Qtr	Clock Time	PLAY DESCRIPTION (Extra Point) (Drive Info)	SCORE	
				Visitor	Home
Jets	1	7:34	Br.Hall 62 yd. run (G.Zuerlein kick) (3-73, 1:06)	7	0
Broncos	1	1:33	L.Murray 2 yd. run (kick failed, wr) (13-75, 6:01)	7	6
Broncos	2	3:37	B.McManus 44 yd. Field Goal (11-73, 6:05)	7	9
Jets	2	0:00	G.Zuerlein 45 yd. Field Goal (10-48, 3:37)	10	9
Jets	4	12:49	G.Zuerlein 33 yd. Field Goal (7-21, 3:35)	13	9
Jets	4	4:35	G.Zuerlein 40 yd. Field Goal (10-50, 6:12)	16	9

FINAL INDIVIDUAL STATISTICS

Denver Broncos											New York Jets															
RUSHING	ATT	YDS	AVG	LG	TD	RUSHING	ATT	YDS	AVG	LG	TD	RUSHING	ATT	YDS	AVG	LG	TD									
M.Gordon	11	33	3.0	7	0	Br.Hall	4	72	18.0	62t	1	Murray	13	29	2.2	5	0									
L.Murray	8	24	3.0	5	1	Mi.Carter	2	27	13.5	25	0	K.Hamler	4	24	6.0	18	0									
M.Boone	4	23	5.8	15	0	B.Berrios	4	24	6.0	18	0	B.Rypien	3	9	3.0	6	0									
K.Hamler	1	14	14.0	14	0	Z.Wilson	1	3	3.0	3	0	M.Washington	1	2	2.0	2	0									
TOTAL	28	105	3.8	15	1	TOTAL	24	155	6.5	62t	1	TOTAL	24	155	6.5	62t	1									
PASSING											PASSING															
ATT	CMP	YDS	TKD/YD	TD	LG	IN	Rtg.	ATT	CMP	YDS	TKD/YD	TD	LG	IN	Rtg.	ATT	CMP	YDS	TKD/YD	TD	LG	IN	Rtg.			
B.Rypien	46	24	225	1/6	0	45	1	56.9	Z.Wilson	26	16	121	3/16	0	37	0	72.8	TOTAL	26	16	121	3/16	0	37	0	72.8
TOTAL	46	24	225	1/6	0	45	1	56.9	TOTAL	26	16	121	3/16	0	37	0	72.8	TOTAL	26	16	121	3/16	0	37	0	72.8
PASS RECEIVING											PASS RECEIVING															
TAR	NO	YDS	AVG	LG	TD	TAR	NO	YDS	AVG	LG	TD	TAR	NO	YDS	AVG	LG	TD									
J.Jeudy	11	7	96	13.7	45	0	G.Wilson	5	4	24	6.0	12	0	0	0	0	0									
G.Dulcich	9	6	51	8.5	16	0	T.Conklin	6	4	22	5.5	8	0	0	0	0	0									
C.Sutton	9	3	23	7.7	11	0	B.Berrios	4	3	15	5.0	9	0	0	0	0	0									
E.Tomlinson	2	2	21	10.5	13	0	Mi.Carter	2	2	45	22.5	37	0	0	0	0	0									
M.Gordon	4	2	17	8.5	13	0	T.Johnson	1	1	6	6.0	6	0	0	0	0	0									
L.Murray	3	2	-1	-0.5	1	0	C.Uzomah	2	1	5	5.0	5	0	0	0	0	0									
K.Hinton	1	1	14	14.0	14	0	D.Mims	2	1	4	4.0	4	0	0	0	0	0									
K.Hamler	4	1	4	4.0	4	0	C.Davis	1	0	0	0	0	0	0	0	0										
E.Saubert	1	0	0	0	0	0	J.Smith	1	0	0	0	0	0	0	0	0										
A.Beck	1	0	0	0	0	0	TOTAL	24	16	121	7.6	37	0	37	0	72.8										
TOTAL	45	24	225	9.4	45	0	TOTAL	24	16	121	7.6	37	0	37	0	72.8										
INTERCEPTIONS											INTERCEPTIONS															
NO	YDS	AVG	LG	TD	NO	YDS	AVG	LG	TD	NO	YDS	AVG	LG	TD												
TOTAL	0	0	0.0	0	0	0	0	0	0	L.Joyner	1	27	27.0	27	0											
TOTAL	0	0	0.0	0	0	0	0	0	0	TOTAL	1	27	27.0	27	0											
PUNTING											PUNTING															
NO	YDS	AVG	NET	TB	IN20	LG	NO	YDS	AVG	NET	TB	IN20	LG													
C.Waitman	6	240	40.0	40.0	0	3	46	B.Mann	8	438	54.8	47.0	3	2	72											
TOTAL	6	240	40.0	40.0	0	3	46	TOTAL	8	438	54.8	47.0	3	2	72											
PUNT RETURNS											PUNT RETURNS															
NO	YDS	AVG	FC	LG	TD	NO	YDS	AVG	FC	LG	TD															
M.Washington	1	2	2.0	1	2	0	B.Berrios	0	0	0.0	3	0	0													
[DOWNED]	1	0	0.0	0	0	0	[DOWNED]	2	0	0.0	0	0	0													
[OUT OF BOUNDS]	2	0	0.0	0	0	0	[OUT OF BOUNDS]	1	0	0.0	0	0	0													
[TOUCHBACK]	3	0	0.0	0	0	0	TOTAL	0	0	0.0	3	0	0													
TOTAL	1	2	2.0	1	2	0	TOTAL	0	0	0.0	3	0	0													
KICKOFF RETURNS											KICKOFF RETURNS															
NO	YDS	AVG	FC	LG	TD	NO	YDS	AVG	FC	LG	TD															
[TOUCHBACK]	4	0	0.0	0	0	0	[TOUCHBACK]	3	0	0.0	0	0														
TOTAL	0	0	0.0	0	0	0	TOTAL	0	0	0.0	0	0														
Denver Broncos											New York Jets															
Fum	Lost	Own	Rec.	Yds	TD	FF	Opp.	Yds	TD	Bnds	Out	Fumbles	Own	Rec.	Yds	TD	FF	Opp.	Yds	TD	Bnds	Out				
B.Rypien	1	0	1	0	0	0	0	0	0	0	0	TOTAL	0	0	0	0	1	1	0	0	0	0				
TOTAL	1	0	1	0	0	0	0	0	0	0	0	TOTAL	0	0	0	0	1	1	0	0	0	0				

FINAL TEAM STATISTICS

BRONCOS											JETS														
TOTAL FIRST DOWNS											21	10	FGs - PATs Had Blocked											0-0	0-0
By Rushing											7	4	Net Punting Average											40.0	47.0
By Passing											16	5	TOTAL RETURN YARDAGE (Not Including Kickoffs)											2	27
By Penalty											4	1	No. and Yards Punt Returns											1-2	0-0
THIRD DOWN EFFICIENCY											5-16-31.3%	3-14-21.4%	No. and Yards Kickoff Returns											0-0	0-0
FOURTH DOWN EFFICIENCY											1-3-33.3%	0-0-0.0%	No. and Yards Interception Returns											0-0	1-27
TOTAL NET YARDS											324	260	PENALTIES Number and Yards											4-34	11-85
Total Offensive Plays (inc. times thrown passing)											75	53	FUMBLES Number and Lost											1-0	0-0
Average gain per offensive play											4.3	4.9	TOUCHDOWNS											1	1
NET YARDS RUSHING											105	155	Rushing											1	1
Total Rushing Plays											28	24	Passing											0	0
Average gain per rushing play											3.8	6.5	EXTRA POINTS Made-Attempts											0-1	1-1
Tackles for a loss-number and yards											0-10	0-0	Kicking Made-Attempts											0-1	1-1
NET YARDS PASSING											219	105	FIELD GOALS Made-Attempts											1-2	3-3
Times thrown - yards lost attempting to pass											1-6	3-16	RED ZONE EFFICIENCY											1-2-50.0%	0-1-0.0%
Gross yards passing											225	121	GOAL TO GO EFFICIENCY											1-1-100.0%	0-0-0.0%
PASS ATTEMPTS-COMPLETIONS-HAD INTERCEPTED											46-24-1	26-16-0	SAFETIES											0	0
Avg gain per pass play (inc.# thrown passing)											4.7	3.6	FINAL SCORE											9	16
KICKOFFS Number-In End Zone-Touchbacks											3-3-3	4-4-4	TIME OF POSSESSION											32:23	27:37
PUNTS Number and Average											6-40.0	8-54.8													
Had Blocked											0	0													

BRONCOS DEFENSIVE STATISTICS

(Press Box Totals)

PLAYER	UT	A	TT	S-YDS	I	PD	FF	FR	PLAYER	UT	A	TT	S-YDS	I	PD	FF	FR
A.Singleton	4	7	11	0-0	0	0	0	0	K.Williams	2	0	2	0-0	0	1	0	0
J.Griffith	2	4	6	0-0	0	0	0	0	J.Cooper	1	1	2	0-0	0	0	0	0
M.Purcell	0	5	5	0.5-0.5	0	0	0	0	K.Jackson	1	1	2	0-0	0	0	0	0
D.Mathis	3	1	4	0-0	0	0	0	0	P.Locke	1	0	1	0-0	0	0	0	0
B.Chubb	3	1	4	0-0	0	0	0	0	N.Bonitto	0	1	1	0.5-0.5	0	0	0	0
D.Jones	2	2	4	2-15	0	0	0	0	Team Totals	30	24	54	3-16	0	1	0	0
P.Surtain	3	0	3	0-0	0	0	0	0									
M.Henningsen	3	0	3	0-0	0	0	0	0									
J.Simmons	3	0	3	0-0	0	0	0	0									
D.Jones	2	1	3	0-0	0	0	0	0									



Broncos 21, Jaguars 17

Sunday, Oct. 30, 2022 • 1:30 p.m. GMT • Wembley Stadium • London

WEATHER: Mostly Cloudy, 61°, Wind SSW 11 mph • **TIME:** 2:58 • **ATTENDANCE:** 86,215

The Broncos returned to London for the first time since 2010 and picked up their first win in a regular-season international game, beating the Jacksonville Jaguars 21-17.

In its third game in team history at historic Wembley Stadium, Denver was able to get back on track and back in the win column as the offense found its rhythm in the second half.

QB Russell Wilson was able get the offense rolling, going 18-of-30 for 252 yards with a touchdown while rookie TE Greg Dulcich had his best game to date, bringing in four catches for 87 yards. Dulcich's 87 yards are the fourth-most by a Bronco rookie tight end in a single game.

RB Latavius Murray and RB Melvin Gordon III both reached the end zone in the game as well, with Murray's being his second score in London on his second team in 2022.

DE Dre'Mont Jones tallied seven tackles (5 solo), a sack (6 yds.) and three TFLs in the match while OLB Nik Bonitto got a sack in his second-consecutive game, becoming the first Bronco rookie to do so since DL Bradley Chubb in 2018.

The game did not start out well for the offense, as they would not be able to pick up a first down on the first three possessions.

Jacksonville took advantage after Jaguars CB Tyson Campbell picked off Wilson on the second drive of the game, leading to the first score. Jaguars QB Trevor Lawrence found TE Evan Engram from 22-yards out, taking the early 7-0 lead.

The Jaguars were threatening to take a 14-0 lead with the ball on the Denver one-yard line, but S Justin Simmons came up big with a pick to stop the bleeding.

Jacksonville would still get a field goal the next drive to go up 10-0, but Denver swung the momentum with the next drive as they would drive 75 plays in 11 yards and finished with a quick pitch from Wilson to WR Jerry Jeudy, who ran six yards for the score.

On their first possession in the second half, the Broncos were pinned at their two-yard line, but Dulcich would be the star of the drive. The rookie tight end would get 78 yards through the air and Gordon would find the endzone from one yard out to give Denver its first lead of the game at 14-10.

Both team would trade punts until late in the fourth quarter when a short field would help Jacksonville again for their second touchdown, this time coming from Jaguars RB Travis Etienne.

The Broncos answered right back with the help of a 47-yard connection between Wilson and WR KJ Hamler. Denver would take advantage and score with 1:47 left with a Murray two-yard run.

The Jaguars still had time, but that would be quickly extinguished when CB K'Waun Williams intercepted Lawrence and helped ice the game for Denver.

DENVER BRONCOS

OFFENSE		DEFENSE	
WR 10	J. Jeudy	DE 93	D. Jones
LT 76	C. Anderson	DT 97	Dj. Jones
LG 66	D. Risner	SLB 55	B. Chubb
C 79	L. Cusherberry	OLB 53	J. Cooper
RG 77	Q. Meinerz	ILB 47	J. Jewell
RT 57	B. Turner	ILB 50	J. Griffith
TE 87	E. Tomlinson	CB 21	K. Williams
TE 80	G. Dulcich	LCB 2	P. Surtain
WR 14	C. Sutton	RCB 27	D. Mathis
RB 25	M. Gordon	FS 31	J. Simmons
QB 3	R. Wilson	SS 22	K. Jackson

BRONCOS SUBSTITUTIONS: WR 1 K.Hamler, S 6 P.Locke, K 8 B.McManus, WR 9 K.Hinton, WR 12 M.Washington, CB 13 M.Ojemudia, P 17 C.Waitman, CB 20 D.Phillips, RB 28 L.Murray, S 32 D.Turner-Yell, RB 36 D.Ozigo, ILB 40 J.Strnad, ILB 42 N.Bonitto, S 48 M.Fraboni, ILB 49 A.Singleton, C 60 L.Wattberg, G 61 G.Glasgow, TE 82 E.Saubert, FB/TE 83 A.Beck, OLB 90 J.Kongbo, DE 91 M.Henningsen, DL 98 M.Purcell, DL 99 D.Williams **DI NOT PLAY:** QB 4 B.Rypien, WR 15 J.Virgil, T 75 Q.Bailey **INACTIVE:** WR 16 T.Cleveland, CB 34 E.Bassey, RB 37 M.Mack, LB 56 B.Browning, T 73 C.Fleming, TE 85 A.Okwuegbunam, DL 96 E.Uwazurike.

JACKSONVILLE JAGUARS

OFFENSE		DEFENSE	
WR 11	M. Jones	WILL 41	J. Allen
WR 13	C. Kirk	DE 94	F. Fatukasi
LT 74	C. Robinson	NT 52	D. Hamilton
LG 69	T. Shatley	DE 95	R. Robertson-Harris
C 79	L. Fortner	SAM 44	T. Walker
RG 68	B. Scherrf	LB 23	F. Oluokun
RT 75	J. Taylor	LB 33	D. Lloyd
TE 17	E. Engram	CB 31	D. Williams
WR 7	Z. Jones	CB 32	T. Campbell
QB 16	T. Lawrence	FS 5	A. Cicso
RB 1	T. Etienne	SS 2	R. Jenkins

JAGUARS SUBSTITUTIONS: CB 6 C.Claybrooks, P 9 L.Cooke, K 10 R.Patterson, WR 15 T.Jones, S 20 D.Thomas, RB 22 J.Hasty, RB 24 S.Conner, CB 30 Mo.Brown, CB 37 T.Herndon, S 42 A.Wingard, LS 46 R.Matisck, OLB 47 D.Dixon, LB 48 C.Muma, OLB 49 A.Key, LB 50 S.Quarterman, LB 57 C.Johnson, OL 67 J.Miller, OL 70 C.Van Lanen, OL 72 W.Little, TE 84 C.Manhertz, TE 85 D.Arnold, TE 89 L.Farrell, DL 91 D.Smoot, DL 98 C.Peters **DI NOT PLAY:** QB 3 C.Beathard, WR 14 K.Pryor **INACTIVE:** S 27 T.Gillespie, CB 29 Te.Campbell, WR 39 J.Agnev, DL 96 A.Gotsis.

OFFICIALS:

Referee — Adrian Hill (29); **Umpire** — Roy Ellison (81); **Down Judge** — David Oliver (24); **Line Judge** — Kevin Coday (16); **Field Judge** — Mearl Robinson (31); **Side Judge** — Jim Quirk (5); **Back Judge** — Keith Ferguson (61); **Replay** — Roddy Ames

		1	2	3	4	OT	TOTAL		FIELD GOALS (made () & missed)
VISITOR	Denver Broncos	0	7	7	7	0	21		
HOME	Jacksonville Jaguars	7	3	0	7	0	17		B. McManus R. Patterson (37)

Team	Qtr	Clock Time	PLAY DESCRIPTION (Extra Point) (Drive Info)	SCORE	
				Visitor	Home
Jaguars	1	7:40	E.Engram 22 yd. pass from T.Lawrence (R.Patterson kick) (5-37, 2:56)	0	7
Jaguars	2	8:43	R.Patterson 37 yd. Field Goal (6-54, 2:09)	0	10
Broncos	2	2:44	J.Jeudy 6 yd. pass from R.Wilson (B.McManus kick) (11-75, 5:59)	7	10
Broncos	3	5:07	M.Gordon 1 yd. run (B.McManus kick) (9-98, 4:22)	14	10
Jaguars	4	3:54	T.Etienne 1 yd. run (R.Patterson kick) (6-47, 3:12)	14	17
Broncos	4	1:43	L.Murray 2 yd. run (B.McManus kick) (7-80, 2:11)	21	17



Titans 17, Broncos 10

Sunday, Nov. 13, 2022 • 12:00 p.m. CST • Nissan Stadium • Nashville

WEATHER: Cloudy, 35°, Wind NNE 7 mph • **TIME:** 3:20 • **ATTENDANCE:** 69,240

The Broncos returned from the bye week, traveling to Nashville but falling to the Titans by the score of 17-10.

The defense, despite missing some key players, still put together a tremendous effort, keeping Titans star RB Derrick Henry to 53 yards on 19 carries (2.8 avg.) while limiting the eighth-ranked rushing offense in the NFL to a total of 63 rushing yards on 23 attempts (2.7 avg.).

ILB Josey Jewell led the way with a team-high nine tackles (6 solo) while newly acquired OLB Jacob Martin made his Broncos debut in a big way, sacking Titans QB Ryan Tannehill for 11 yards.

The defense also posted eight passes defensed, the second-most this season, and recovered a fumble when DL Mike Purcell jumped on a loose ball.

Offensively, WR Jalen Virgil made his NFL debut and made a mark, catching his first career pass and taking it 66 yards for the score. The touchdown marked the longest score by a Bronco in his NFL debut since WR Rick Upchurch's 90-yard score in 1975.

The game got off to a slow start as both defenses imposed their will and prevented the other team from crossing midfield in the first quarter except for four plays.

Denver finally broke things open midway through the second quarter, as QB Russell Wilson looked left and found Virgil wide open, hitting him in stride and taking it 66 yards to give the Broncos the 7-0 lead.

After a three and out by the Titans offense, Denver drove the field once again but had to settle for a field goal from K Brandon McManus to take a 10-0 lead.

The Titans would not be denied before the end of the half though, as Tennessee drove 75 yards in 13 plays and ended with a Tannehill pass to WR Nick Westbrook-Ikhine in the corner of the end zone to make the score 10-7 at half.

The Titans would strike again with some trickery midway through the third quarter as Tennessee would try a flea flicker and hit Westbrook-Ikhine again, this time for a 63-yard score to take the 14-10 lead with 5:25 remaining in the third frame.

The fourth quarter began with more stout defensive efforts on both sides. On Tennessee's first possession of the frame, DL Mike Purcell jumped on the loose football to give Denver the ball back.

Tennessee would still get a field goal the next drive, making it a seven-point game with 3:02 left to play.

Denver would not be able to capitalize on their final drive though, getting to the Titans' 20-yard line before an interception by CB Terrance Mitchell on fourth down ended the comeback by Denver.

DENVER BRONCOS

OFFENSE		DEFENSE	
WR 10 J. Jeudy		DE 93 D. Jones	
LT 76 C. Anderson		DT 97 Dj. Jones	
LG 66 D. Risner		DL 99 D. Williams	
C 61 G. Glasgow		DL 98 M. Purcell	
RG 77 Q. Meinerz		OLB 53 J. Cooper	
RT 57 B. Turner		ILB 49 A. Singleton	
TE 80 G. Dulcich		ILB 47 J. Jewell	
WR 15 J. Virgil		ILB 50 J. Griffith	
WR 14 C. Sutton		LCB 2 P. Surtain	
RB 25 M. Gordon		RCB 27 D. Mathis	
QB 3 R. Wilson		SS 22 K. Jackson	

BRONCOS SUBSTITUTIONS: S 6 P.Locke, K 8 B.McManus, WR 9 K.Hinton, WR 12 M.Washington, CB 13 M.Ojemudia, WR 16 T.Cleveland, P 17 C.Waitman, RB 19 C.Edmonds, CB 21 K.Williams, RB 28 L.Murray, S 32 D.Turner-Yell, CB 34 E.Bassey, ILB 40 J.Straud, S 41 A.Harris, OLB 42 N.Bonitto, LS 48 M.Fraboni, OLB 54 J.Martin, C 60 L.Wattenberg, T 75 O.Bailey, TE 82 E.Saubert, TE 87 E.Tomlinson, DE 91 M.Henningsen, DL 92 J.Harris **DID NOT PLAY:** QB 4 B.Rypien, TE 85 A.Okunegbanam **INACTIVE:** WR 1 K.Hamler, CB 20 D.Phillips, S 31 J.Simmons, RB 37 M.Mack, OLB 56 B.Browning, T 73 C.Fleming, FB/TE 83 A.Beck, DL 96 E.Uwazurike.

TENNESSEE TITANS

OFFENSE		DEFENSE	
WR 2 R. Woods		DE 94 M. Edwards	
TE 87 G. Swaim		DE 97 K. Strong	
LT 71 D. Daley		NT 93 T. Tart	
LG 55 A. Brewer		OLB 96 D. Autry	
C 60 B. Jones		ILB 51 D. Long	
RG 64 N. Davis		LB 56 M. Rice	
RT 78 N. Petit-Frere		CB 21 R. McCreary	
TE 85 C. Okonkwo		S 31 K. Byard	
WR 15 N. Westbrook-Ikhine		S 47 A. Adams	
QB 17 R. Tannehill		CB 39 T. Mitchell	
RB 22 D. Henry		CB 24 E. Molden	

TITANS SUBSTITUTIONS: CB 3 C.Farley, P 4 R.Stonehouse, QB 7 M.Willis, WR 8 C.Hollister, K 14 R.Bullock, WR 16 T.Burks, CB 20 L.Johnson, RB 25 H.Haskins, DB 28 J.Kalu, CB 30 T.Avery, RB 40 D.Hilliard, LB 42 J.Jones, FB 44 T.Carter, LS 46 M.Cox, LB 53 D.Cole, DT 59 S.Okuyamoni, T 61 L.Clark, C/G 62 C.Levin, WR 80 C.Board, TE 81 A.Hooper, TE 86 K.Rader, DT 90 N.Jones, DL 91 L.Murchison, DL 95 D.Walker, OLB 99 R.Weaver **DID NOT PLAY:** OL 75 D.Radunz **INACTIVE:** WR 19 C.Conley, CB 26 K.Fulton, DB 37 A.Hooker, OLB 48 B.Dupree, G 70 J.Roos, DT 98 J.Simmons.

OFFICIALS:

Referee — Scott Novak (1); **Umpire** — Bryan Neale (92); **Down Judge** — Derick Bowers (74); **Line Judge** — Walt Coleman IV (65); **Field Judge** — Trawick Boger (2); **Side Judge** — David Meslow (118); **Back Judge** — Dino Paganelli (105); **Replay** — Matt Sumstine

		1	2	3	4	OT	TOTAL	FIELD GOALS (made () & missed)	
VISITOR	Denver Broncos	0	10	0	0	0	10	B. McManus (39)	
HOME	Tennessee Titans	0	7	7	3	0	17	R. Bullock (35)	

Team	Qtr	Clock Time	PLAY DESCRIPTION (Extra Point) (Drive Info)	SCORE Visitor	Home
Broncos	2	8:21	J.Virgil 66 yd. pass from R.Wilson (B.McManus kick) (6-80, 3:00)	7	0
Broncos	2	2:23	B.McManus 39 yd. Field Goal (9-41, 3:55)	10	0
Titans	2	0:12	N.Westbrook-Ikhine 9 yd. pass from R.Tannehill (R.Bullock kick) (13-75, 2:11)	10	7
Titans	3	5:14	N.Westbrook-Ikhine 63 yd. pass from R.Tannehill (R.Bullock kick) (3-80, 1:39)	10	14
Titans	4	2:59	R.Bullock 35 yd. Field Goal (10-63, 3:52)	14	17

FINAL INDIVIDUAL STATISTICS

Denver Broncos										Tennessee Titans													
RUSHING	ATT	YDS	AVG	LG	TD	RUSHING	ATT	YDS	AVG	LG	TD	RUSHING	ATT	YDS	AVG	LG	TD						
L.Murray	9	24	2.7	10	0	D.Henry	19	53	2.8	10	0	M.Gordon	7	24	3.4	11	0	R.Tannehill	2	12	6.0	11	0
M.Gordon	7	24	3.4	11	0	D.Hilliard	1	2	2.0	2	0	C.Edmonds	2	9	4.5	10	0	M.Willis	1	-4	-4.0	-4	0
C.Edmonds	2	9	4.5	10	0	M.Willis	1	-4	-4.0	-4	0	R.Wilson	7	8	1.1	9	0	TOTAL	23	63	2.7	11	0
R.Wilson	7	8	1.1	9	0	TOTAL	23	63	2.7	11	0	TOTAL	25	65	2.6	11	0	TOTAL	23	63	2.7	11	0
TOTAL	25	65	2.6	11	0	TOTAL	23	63	2.7	11	0	TOTAL	25	65	2.6	11	0	TOTAL	23	63	2.7	11	0

Denver Broncos										Tennessee Titans									
PASSING	ATT	CMP	YDS	YD	TD	LG	IN	Rtg.	PASSING	ATT	CMP	YDS	YD	TD	LG	IN	Rtg.		
R.Wilson	42	21	286	6/38	1	66f	1	70.1	R.Tannehill	36	19	255	1/11	2	63f	0	94.1		
TOTAL	42	21	286	6/38	1	66f	1	70.1	TOTAL	36	19	255	1/11	2	63f	0	94.1		

Denver Broncos										Tennessee Titans									
PASS RECEIVING	TAR	NO	YDS	AVG	LG	TD	PASS RECEIVING	TAR	NO	YDS	AVG	LG	TD						
C.Sutton	11	6	66	11.0	17	0	N.Westbrook-Ikhine	8	5	119	23.8	63f	2						
K.Hinton	5	4	46	11.5	35	0	A.Hooper	7	5	41	8.2	17	0						
M.Gordon	6	4	46	11.5	17	0	T.Burks	6	3	24	8.0	15	0						
L.Murray	3	3	23	7.7	14	0	D.Henry	3	2	14	7.0	7	0						
J.Virgil	1	1	66	66.0	66f	1	R.Woods	7	2	10	5.0	6	0						
E.Saubert	1	1	12	12.0	12	0	C.Okonkwo	2	1	41	41.0	41	0						
G.Dulcich	4	1	11	11.0	11	0	D.Hilliard	2	1	6	6.0	6	0						
C.Edmonds	2	1	0	0.0	0	0	G.Swaim	1	0	0	—	—	0						
T.Cleveland	3	0	0	—	—	0													
E.Tomlinson	1	0	0	—	—	0													
M.Washington	1	0	0	—	—	0													
J.Jeudy	1	0	0	—	—	0													
TOTAL	39	21	286	13.6	66f	1	TOTAL	36	19	255	13.4	63f	2						

Denver Broncos										Tennessee Titans									
INTERCEPTIONS	NO	YDS	AVG	LG	TD	INTERCEPTIONS	NO	YDS	AVG	LG	TD								
T.Mitchell	1	1	1.0	1	0	T.Mitchell	1	1	1.0	1	0								
TOTAL	0	0	0.0	0	0	TOTAL	1	1	1.0	1	0								

Denver Broncos										Tennessee Titans									
PUNTING	NO	YDS	AVG	NET	TB	IN20	LG	PUNTING	NO	YDS	AVG	NET	TB	IN20	LG				
C.Waitman	9	411	45.7	37.8	1	0	58	R.Stonehouse	8	432	54.0	47.3	2	3	74				
TOTAL	9	411	45.7	37.8	1	0	58	TOTAL	8	432	54.0	47.3	2	3	74				

Denver Broncos										Tennessee Titans									
PUNT RETURNS	NO	YDS	AVG	FC	LG	TD	PUNT RETURNS	NO	YDS	AVG	FC	LG	TD						
M.Washington	3	14	4.7	1	8	0	C.Board	4	51	12.8	3	17	0						
[DOWNED]	2	0	0.0	0	0	0	[DOWNED]	1	0	0.0	0	0	0						
[TOUCHBACK]	2	0	0.0	0	0	0	[TOUCHBACK]	1	0	0.0	0	0	0						
TOTAL	3	14	4.7	1	8	0	TOTAL	4	51	12.8	3	17	0						

Denver Broncos										Tennessee Titans									
KICKOFF RETURNS	NO	YDS	AVG	FC	LG	TD	KICKOFF RETURNS	NO	YDS	AVG	FC	LG	TD						
T.Cleveland	2	18	9.0	0	10	0	H.Haskins	1	17	17.0	0	17	0						
[TOUCHBACK]	2	0	0.0	0	0	0	[TOUCHBACK]	2	0	0.0	0	0	0						
TOTAL	2	18	9.0	0	10	0	TOTAL	1	17	17.0	0	17	0						

Denver Broncos										Tennessee Titans											
FUMBLES	Fum	Lost	Rec.	Yds	TD	FF	Rec.	Yds	TD	Bnds	FUMBLES	Fum	Lost	Rec.	Yds	TD	FF	Rec.	Yds	TD	Bnds
R.Wilson	3	0	2	-4	0	0	0	0	0	0	C.Board	1	0	1	0	0	0	0	0	0	0
Q.Bailey	0	0	1	0	0	0	0	0	0	0	M.Willis	1	0	0	0	0	0	0	0	0	0
P.Locke	0	0	0	0	0	1	0	0	0	0	R.Weaver	0	0	0	0	0	1	0	0	0	0
M.Purcell	0	0	0	0	0	1	0	0	0	0	TOTAL	2	1	1	0	1	0	0	0	0	0
TOTAL	3	0	3	-4	0	1	0	0	0	0	TOTAL	2	1	1	0	1	0	0	0	0	0

FINAL TEAM STATISTICS

BRONCOS										TITANS											
TOTAL FIRST DOWNS	18					14					FGs - PATs Had Blocked	0-0					0-0				
By Rushing	5					2					Net Punting Average	37.8					47.3				
By Passing	10					11					TOTAL RETURN YARDAGE (Not Including Kickoffs)	14					52				
By Penalty	3					1					No. and Yards Punt Returns	3-14					4-51				
THIRD DOWN EFFICIENCY	4-17-23.5%					6-16-37.5%					No. and Yards Kickoff Returns	2-18					1-17				
FOURTH DOWN EFFICIENCY	2-3-66.7%					0-0-0.0%					No. and Yards Interception Returns	0-0					1-1				
TOTAL NET YARDS	313					307					PENALTIES Number and Yards	8-50					9-60				
Total Offensive Plays (inc. times thrown passing)	73					60					FUMBLES Number and Lost	3-0					2-1				
Average gain per offensive play	4.3					5.1					TOUCHDOWNS	1					2				
NET YARDS RUSHING	65					63					Rushing	0					2				
Total Rushing Plays	25					23					Passing	1					2				
Average gain per rushing play	2.6					2.7					EXTRA POINTS Made-Attempts	1-1					2-2				
Tackles for a loss-number and yards	4-5					1-3					Kicking Made-Attempts	1-1					2-2				
NET YARDS PASSING	248					244					FIELD GOALS Made-Attempts	1-1					1-1				
Times Thrown - yards lost attempting to pass	6-38					1-11					RED ZONE EFFICIENCY	0-0-0.0%					1-2-50.0%				
Gross yards passing	286					255					GOAL TO GO EFFICIENCY	0-0-0.0%					1-1-100.0%				
PASS ATTEMPTS-COMPLETIONS-HAD INTERCEPTED	42-21-1					36-19-0					SAFETIES	0					0				
Avg gain per pass play (inc.# thrown passing)	5.2					6.6					FINAL SCORE	10					17				
KICKOFFS Number-In End Zone-Touchbacks	3-2-2					4-2-2					TIME OF POSSESSION	33:57					28:03				
PUNTS Number and Average	9-45.7					8-54.0															
Had Blocked	0					0															

BRONCOS DEFENSIVE STATISTICS

(Press Box Totals)

PLAYER	UT	A	TT	S-YDS	I	PD	FF	FR	PLAYER	UT	A	TT	S-YDS	I	PD	FF	FR
J.Jewell	5	5	10	0-0	0	0	0	0	E.Bassey	1	1	2	0-0	0	1	0	0
A.Singleton	4	3	7	0-0	0	0	0	0	D.Mathis	1	1	2	0-0	0	1	0	0
K.Jackson	4	1	5	0-0	0	1	0	0	N.Bonitto	1	1	2	0-0	0	0	0	0
M.Purcell	3	2	5	0-0	0	0	0	1	D.Jones	0	2	2	0-0	0	0	0	0
J.Harris	3	1	4	0-0	0	0	0	0	J.Martin	1	0	1	1-11	0	0	0	0
Dj.Jones	2	1	3	0-0	0	1	0	0	K.Williams	0	1	1	0-0	0	1	0	0
D.Williams	2	1	3	0-0	0	1	0	0	M.Henningsen	0	1	1	0-0	0	0	0	0
P.Surtain	2	1	3	0-0	0	1	0	0	Team Totals	32	24	56	1-11	0	8	0	1
J.Cooper	1	2	3	0-0	0	0	0	0									
P.Locke	2	0	2	0-0	0	1	0	0									



Raiders 22, Broncos 16

Sunday, Nov. 20, 2022 • 2:05 p.m. MST • Empower Field at Mile High • Denver

WEATHER: Sunny, 46°, Wind W 8 mph • **TIME:** 3:11 • **ATTENDANCE:** 76,056

Denver fell in their third AFC West game of the season to the Raiders, losing 22-16 in overtime at Empower Field at Mile High.

The Broncos offensively were led by QB Russell Wilson, who finished the game throwing 24-of-31 for 247 yards (99.8 rtg.) while his 77.4 completion percentage was the highest as a Bronco this season.

WR Courtland Sutton also posted a solid game, finishing with 80 yards on five catches (16.0 avg.). RB Latavius Murray found the end zone again, marking his fourth score this season and third since joining the Broncos.

Defensively, ILB Josey Jewel and ILB Alex Singleton led the way, finishing tied for a team-high 11 tackles each while Jewel also notched a nine-yard sack of Raiders QB Derek Carr and a pass defended. CB Damarri Mathis, DL DeShawn Williams and DT D.J. Jones also got in on the action, tallying a pass defended each.

The game got off to a good start for Denver as they forced the Raiders to punt of their first possession.

The Broncos' offense then made an early statement, going 92 yards on their first drive to take the early 7-0 lead after a 32-yard connection between Wilson and WR Kendall Hinton set up a one-yard score by Murray with 6:22 remaining in the opening frame.

After K Daniel Carlson field goal missed from 46 yards, Denver extended their lead on a K Brandon McManus 48-yard kick, which capped off an eight-play, 34-yard drive.

The Raiders would not go quietly though, as Las Vegas would answer back on the next drive, going 75 yards on eight plays and ended when Carr found Raiders WR Davante Adams for the 31-yard score.

The Broncos would try to extend their lead again, but a field goal attempt by McManus at the end of the half would be blocked and the teams entered the break with Denver up 10-7.

The Broncos would go three-and-out on their first possession of the second half and Las Vegas tied the game with a Carlson kick from 52 yards out.

That is how the third quarter would end, but not before Denver would help set up a McManus 52-yard kick to retake the lead on the first play of the final quarter.

The Raiders would tie the game with another field goal with 7:11 remaining, but another McManus field goal would retake the three-point lead with 3:34 left.

After a pair of punts, Las Vegas took their final drive 71-yards and tied the game with a field goal with 16 seconds left.

Las Vegas would win the coin toss in overtime and take advantage, only needing three plays to go 67 yards and end with another Adams touchdown from 35 yards out to give Las Vegas the 22-16 win.

OFFICIALS:

Referee — Shawn Smith (14); **Umpire** — Bryan Neale (92); **Down Judge** — Mark Hittner (28); **Line Judge** — Michael Dolce (123); **Field Judge** — Dyrrol Prioleau (109); **Side Judge** — Clay Reynard (18); **Back Judge** — Dino Paganelli (105); **Replay** — Mike Wimmer

DENVER BRONCOS

OFFENSE		DEFENSE	
WR 14	C. Sutton	DE 93	D. Jones
LT 76	C. Anderson	DT 97	Dj. Jones
LG 66	D. Risner	DL 99	D. Williams
C 61	G. Glasgow	SLB 53	J. Cooper
RG 77	Q. Meinerz	WLB 56	B. Browning
RT 73	C. Fleming	ILB 49	A. Singleton
TE 80	G. Dulcich	ILB 47	J. Jewell
TE 82	E. Saubert	LCB 2	P. Surtain
TE 87	E. Tomlinson	RCB 27	D. Mathis
RB 25	M. Gordon	SS 22	K. Jackson
QB 3	R. Wilson	FS 31	J. Simmons

BRONCOS SUBSTITUTIONS: S 6 P.Locke, K 8 B.McManus, WR 9 K.Hinton, WR 12 M.Washington, WR 15 J.Virgil, P 17 C.Waitman, RB 19 C.Edmonds, CB 20 D.Phillips, RB 28 L.Murray, S 32 D.Turner-Yell, CB 34 E.Bassey, ILB 40 J.Strnad, OLB 42 N.Bonitto, LB 43 H.Langi, LB 46 J.Bobenmoyer, OLB 54 J.Martin, T 75 Q.Bailey, WR 89 B.Johnson, DE 91 M.Henningsen, DL 92 J.Harris, DL 98 M.Purcell **DID NOT PLAY:** QB 4 B.Rypien, CB 18 M.Ojemudia, C 60 L.Wattenberg, OL 69 T.Compton, TE 85 A.Okwuegbunam **INACTIVE:** WR 1 K.Hamler, WR 10 J.Jeudy, CB 21 K.Williams, RB 37 M.Mack, S 41 A.Harris, FB/TE 83 A.Beck, DL 96 E.Uwazurike.

LAS VEGAS RAIDERS

OFFENSE		DEFENSE	
WR 17	D. Adams	DE 55	C. Jones
LT 72	J. Eluemunor	DT 97	A. Billings
LG 66	D. Parham	DT 91	C. Nichols
C 68	A. James	DE 98	M. Crosby
RG 64	A. Bars	OLB 59	L. Masterson
RT 77	T. Munford	OLB 50	J. Brown
TE 87	F. Moreau	CB 27	S. Webb
WR 10	M. Hollins	CB 26	R. Ya-Sin
QB 4	D. Carr	S 33	R. Teamer
FB 45	J. Johnson	FS 25	T. Moehrig
RB 28	J. Jacobs	SS 30	D. Harmon

RAIDERS SUBSTITUTIONS: K 2 D.Carlson, P 6 A.Cole, WR 19 D.Turner, S 20 I.Pola-Mao, CB 21 A.Abdullah, RB 22 A.Abdullah, CB 29 A.Averett, RB 34 B.Bolden, LB 36 C.Bolton, CB 37 T.Hall, RB 38 B.Brown, S 41 M.Farley, LS 47 T.Sieg, DE 51 M.Koonce, LB 52 D.Perryman, LB 58 D.Butler, G 67 L.Cotton, G 76 J.Simpson, T 78 J.Barton, TE 80 J.Horsted, WR 84 K.Cole, DL 90 J.Tillery, DT 92 N.Farrell, DE 96 T.Bower, DE 99 C.Farrell **DID NOT PLAY:** QB 3 J.Stidham **INACTIVE:** CB 31 S.Jones, RB 35 Z.White, T 74 K.Miller, TE 88 J.Hollister, DT 94 M.Butler, DT 95 K.Viskers.

		1	2	3	4	OT	TOTAL	FIELD GOALS (made () & missed)
VISITOR	Las Vegas Raiders	0	7	3	6	6	22	D. Carlson 46WR (52) (57) (25)
HOME	Denver Broncos	7	3	0	6	0	16	B. McManus (48) 25B (52) (48)

Team	Qtr	Clock Time	PLAY DESCRIPTION (Extra Point) (Drive Info)	SCORE	
				Visitor	Home
Broncos	1	6:22	L.Murray 1 yd. run (B.McManus kick) (7-92, 3:30)	0	7
Broncos	2	9:19	B.McManus 48 yd. Field Goal (8-34, 3:07)	0	10
Raiders	2	5:36	D.Adams 31 yd. pass from D.Carr (D.Carlson kick) (8-75, 3:43)	7	10
Raiders	3	10:37	D.Carlson 52 yd. Field Goal (5-20, 2:15)	10	10
Broncos	4	14:56	B.McManus 52 yd. Field Goal (9-38, 4:39)	10	13
Raiders	4	7:06	D.Carlson 57 yd. Field Goal (10-26, 4:56)	13	13
Broncos	4	3:30	B.McManus 48 yd. Field Goal (8-52, 3:36)	13	16
Raiders	4	0:16	D.Carlson 25 yd. Field Goal (7-71, 1:27)	16	16
Raiders	OT	8:24	D.Adams 35 yd. pass from D.Carr (3-67, 1:36)	22	16

FINAL INDIVIDUAL STATISTICS																			
Denver Broncos							Las Vegas Raiders												
RUSHING	ATT	YDS	AVG	LG	TD		RUSHING	ATT	YDS	AVG	LG	TD							
L.Murray	17	49	2.9	12	1		J.Jacobs	24	109	4.5	15	0							
M.Gordon	8	31	3.9	10	0														
R.Wilson	1	8	8.0	8	0														
C.Edmonds	2	6	3.0	4	0														
TOTAL	28	94	3.4	12	1		TOTAL	24	109	4.5	15	0							
PASSING	ATT	CMP	YDS	TD	LG	IN	Rtg.	PASSING	ATT	CMP	YDS	TD	LG	IN	Rtg.				
R.Wilson	31	24	247	3/21	0	32	0	99.8	D.Carr	37	23	307	1/9	2	43	0	106.5		
TOTAL	31	24	247	3/21	0	32	0	99.8	TOTAL	37	23	307	1/9	2	43	0	106.5		
PASS RECEIVING	TAR	NO	YDS	AVG	LG	TD		PASS RECEIVING	TAR	NO	YDS	AVG	LG	TD					
C.Sutton	7	5	80	16.0	23	0		D.Adams	13	7	141	21.1	35t	2					
M.Gordon	5	5	39	7.8	21	0		M.Hollins	9	6	52	8.7	18	0					
G.Dulcich	5	4	30	7.5	15	0		J.Jacobs	4	3	51	17.0	43	0					
L.Murray	4	4	23	5.8	9	0		A.Abdullah	4	3	5	1.7	5	0					
K.Hinton	3	3	57	19.0	32	0		F.Morneau	3	1	33	33.0	33	0					
E.Saubert	2	2	16	8.0	9	0		K.Cole	2	1	21	21.0	21	0					
B.Johnson	2	1	2	2.0	2	0		B.Bolden	1	1	4	4.0	4	0					
								J.Johnson	1	1	0	0.0	0	0					
TOTAL	28	24	247	10.3	32	0		TOTAL	37	23	307	13.3	43	2					
INTERCEPTIONS	NO	YDS	AVG	LG	TD			INTERCEPTIONS	NO	YDS	AVG	LG	TD						
TOTAL	0	0	0.0	0	0			TOTAL	0	0	0.0	0	0	0					
PUNTING	NO	YDS	AVG	NET	TB	IN20	LG	PUNTING	NO	YDS	AVG	NET	TB	IN20	LG				
C.Waitman	4	187	46.8	39.8	0	0	54	A.Cole	4	187	46.8	40.0	0	1	58				
TOTAL	4	187	46.8	39.8	0	0	54	TOTAL	4	187	46.8	40.0	0	1	58				
PUNT RETURNS	NO	YDS	AVG	FC	LG	TD		PUNT RETURNS	NO	YDS	AVG	FC	LG	TD					
M.Washington	2	27	13.5	2	18	0		K.Cole	4	28	7.0	0	12	0					
TOTAL	2	27	13.5	2	18	0		TOTAL	4	28	7.0	0	12	0					
KICKOFF RETURNS	NO	YDS	AVG	FC	LG	TD		KICKOFF RETURNS	NO	YDS	AVG	FC	LG	TD					
M.Washington	3	41	13.7	0	17	0		A.Abdullah	3	69	23.0	0	28	0					
[TOUCHBACK]	2	0	0.0	0	0	0		[TOUCHBACK]	3	0	0.0	0	0	0					
TOTAL	3	41	13.7	0	17	0		TOTAL	3	69	23.0	0	28	0					
Denver Broncos	Own	Opp.	Out					Las Vegas Raiders	Own	Opp.	Out								
FUMBLES	Fum	Lost	Rec.	Yds	TD	FF	Rec.	Yds	TD	Bnds	FUMBLES	Fum	Lost	Rec.	Yds	TD	Bnds		
M.Gordon	1	0	0	0	0	0	0	0	0	0	M.Crsoby	0	0	0	0	0	0	0	
M.Washington	1	0	0	0	0	0	0	0	0	1	J.Horsted	0	0	0	0	1	0	0	0
Q.Meinerz	0	0	1	0	0	0	0	0	0	0	TOTAL	0	0	0	0	2	0	0	0
TOTAL	2	0	1	0	0	0	0	0	0	1	TOTAL	0	0	0	0	2	0	0	0

FINAL TEAM STATISTICS																	
BRONCOS							RAIDERS										
TOTAL FIRST DOWNS	19						20						FGs - PATs Had Blocked	1-0		0-0	
By Rushing	6						8						Net Punting Average	39.8		40.0	
By Passing	11						10						TOTAL RETURN YARDAGE (Not Including Kickoffs)	27		28	
By Penalty	2						2						No. and Yards Punt Returns	2-27		4-28	
THIRD DOWN EFFICIENCY	3-12-25.0%						3-11-27.3%						No. and Yards Kickoff Returns	3-41		3-69	
FOURTH DOWN EFFICIENCY	0-0-0.0%						0-0-0.0%						No. and Yards Interception Returns	0-0		0-0	
TOTAL NET YARDS	320						407						PENALTIES Number and Yards	5-45		9-98	
Total Offensive Plays (inc. times thrown passing)	62						62						FUMBLES Number and Lost	2-0		0-0	
Average gain per offensive play	5.2						6.6						TOUCHDOWNS	1		2	
NET YARDS RUSHING	94						109						Rushing	1		0	
Total Rushing Plays	28						24						Passing	0		2	
Average gain per rushing play	3.4						4.5						EXTRA POINTS Made-Attempts	1-1		1-1	
Tackles for a loss-number and yards	3-6						2-2						Kicking Made-Attempts	1-1		1-1	
NET YARDS PASSING	226						298						FIELD GOALS Made-Attempts	3-4		3-4	
Times thrown - yards lost attempting to pass	3-21						1-9						RED ZONE EFFICIENCY	1-2-50.0%		0-1-0.0%	
Gross yards passing	247						307						GOAL TO GO EFFICIENCY	1-1-100.0%		0-1-0.0%	
PASS ATTEMPTS-COMPLETIONS-HAD INTERCEPTED	31-24-0						37-23-0						SAFETIES	0		0	
Avg gain per pass play (inc.# thrown passing)	6.6						7.8						FINAL SCORE	16		22	
KICKOFFS Number-In End Zone-Touchbacks	6-3-3						5-3-2						TIME OF POSSESSION	28:57		32:39	
PUNTS Number and Average	4-46.8						4-46.8										
Had Blocked	0						0										

BRONCOS DEFENSIVE STATISTICS																	
(Press Box Totals)																	
PLAYER	UT	A	TT	S-YDS	I	PD	FF	FR	PLAYER	UT	A	TT	S-YDS	I	PD	FF	FR
A.Singleton	8	3	11	0-0	0	0	0	0	J.Simmons	1	1	2	0-0	0	0	0	0
J.Jewell	4	7	11	1-9	0	1	0	0	J.Harris	1	0	1	0-0	0	0	0	0
D.Mathis	7	1	8	0-0	0	1	0	0	E.Bassey	1	0	1	0-0	0	0	0	0
J.Cooper	5	2	7	0-0	0	0	0	0	Dj.Jones	0	1	1	0-0	0	1	0	0
B.Browning	2	2	4	0-0	0	0	0	0	J.Martin	0	1	1	0-0	0	0	0	0
D.Williams	1	2	3	0-0	0	1	0	0	N.Bonitto	0	1	1	0-0	0	0	0	0
M.Henningsen	0	3	3	0-0	0	0	0	0	D.Jones	0	0	0	0-0	0	0	0	0
P.Surtain	2	0	2	0-0	0	0	0	0	Team Totals	34	26	60	1-9	0	4	0	0
K.Jackson	1	1	2	0-0	0	0	0	0									
M.Purcell	1	1	2	0-0	0	0	0	0									



Panthers 23, Broncos 10

Sunday, Nov. 27, 2022 • 1:00 p.m. EST • Bank of America Stadium • Charlotte, N.C.

WEATHER: Cloudy, 65°, Wind SSW 11 mph • **TIME:** 3:06 • **ATTENDANCE:** 70,644

Denver hit the road for their first game of a back-to-back road trip on the east coast, falling to the Carolina Panthers by the score of 23-10 in Charlotte.

S Justin Simmons led the way for the Broncos in the game, totaling nine total tackles (4 solo) in the game while ILB Josey Jewell forced a fumble and CB Pat Surtain II tallied a pass defended.

Overall, Denver allowed fewer than 200 yards passing in eight games this season. That mark ties the Dallas Cowboys for the most such games at this point in 2022.

Offensively, QB Russell Wilson notched his 300th career passing touchdown, finding WR Brandon Johnson in the end zone for his first career NFL score.

Wilson became just the fifth active NFL QB to reach 300 career passing scores and the seventh-fastest to reach that milestone in NFL history.

The first quarter got off to a slow start as both offenses were forced to punt on their first two possessions of the game.

That changed on Carolina's third possession, where they were able to break through with the help of a couple of long plays from Panthers WR D.J. Moore and RB D'Onta Foreman. Panthers QB Sam Darnold found Moore in the back of the end zone for the score, giving Carolina the lead.

The Broncos were able to answer back with a drive of their own to bring the score to 7-3 after a muffed punt by Carolina that was recovered by S Delarrin Turner-Yell to give Denver another shot.

Carolina answered with a field goal of their own though on their next drive and the teams would trade punts before going into halftime with the score 10-3.

After a Broncos punt, Carolina was able to drive down the field to extend their lead to 17-3 after Moore caught another long pass and set up a one-yard run by Darnold.

Denver was unable to answer back the remainder of the quarter, allowing Carolina to take a larger lead by kicking a field goal to make it 20-3. The Panthers then recovered a fumble on the ensuing kickoff that led to another field goal.

Denver was able to get on the scoresheet again, driving 77 yards on 14 plays in 5:40 in the fourth quarter and was completed when Wilson found Johnson in the end zone for the score. Johnson became the third Broncos rookie to post their first career receiving touchdown this season, joining WR Jalen Virgil and TE Greg Dulcich.

The Broncos were able to recover the onside kick, but that would not prove to be enough as Carolina was able to stop them and seal the game at 23-10.

DENVER BRONCOS

OFFENSE		DEFENSE	
WR 14	C. Sutton	DE 93	D. Jones
LT 76	C. Anderson	DT 97	Dj. Jones
LG 66	D. Risner	DE 99	D. Williams
C 61	G. Glasgow	SLB 53	J. Cooper
RG 77	Q. Meinerz	WLB 56	B. Browning
RT 73	C. Fleming	ILB 49	A. Singleton
TE 82	E. Saubert	ILB 47	J. Jewell
WR 9	K. Hinton	LCB 2	P. Surtain
WR 12	M. Washington	RCB 27	D. Mathis
RB 28	L. Murray	SS 22	K. Jackson
QB 3	R. Wilson	FS 31	J. Simmons

BRONCOS SUBSTITUTIONS: S 6 P.Locke, K 8 B.McManus, WR 15 J.Virgil, P 17 C.Waitman, CB 20 D.Phillips, CB 29 F.Hicks, S 32 D.Turner-Yell, CB 34 E.Bassey, RB 36 D.Ozigbo, RB 37 M.Mack, ILB 40 J.Strnad, OLB 42 N.Bonitto, LS 46 J.Bobenmyer, OLB 54 J.Martin, LB 59 D.Allen, T 75 Q.Bailey, TE 80 G.Dutcher, FB/TE 83 A.Beck, TE 87 E.Tomlinson, WR 89 B.Johnson, DE 91 M.Henningsen, DL 96 E.Uwazurike, DL 98 M.Purcell **DID NOT PLAY:** QB 4 B.Rypien, C 60 L.Wattenberg, OL 69 T.Compton **INACTIVE:** WR 1 K.Hamler, WR 10 J.Jeudy, CB 13 M.Ojemudia, CB 21 K.Williams, S 41 A.Harris, TE 85 A.Okwuegbunam, DL 92 J.Harris.

CAROLINA PANTHERS

OFFENSE		DEFENSE	
WR 88	T. Marshall	DE 53	B. Burns
LT 79	I. Ekwonu	DT 95	D. Brown
LG 70	B. Christensen	DT 93	B. Roy
C 56	B. Bozeman	DE 97	Y. Gross-Matos
RG 63	A. Corbett	SAM 7	S. Thompson
RT 72	T. Moton	WILL 49	F. Luvu
TE 80	I. Thomas	CB 24	C. Henderson
WR 2	D. Moore	CB 8	J. Horn
QB 14	S. Darnold	S 42	S. Franklin
FB 64	C. Mays	FS 21	J. Chinn
RB 33	D. Foreman	SS 25	X. Woods

PANTHERS SUBSTITUTIONS: K 4 E.Pineiro, P 10 J.Hekker, WR 12 S.Smith, WR 15 L.Shenault, RB 20 R.Blackshere, CB 27 T.Carrie, CB 28 K.Taylor, RB 30 C.Hubbard, CB 32 T.Hayes, S 34 S.Chandler, LB 40 B.Smith, LS 44 J.Jansen, LB 50 C.Wooten, LB 52 J.Jyiegboniwe, DT 54 D.Nixon, LB 57 D.Wilson, G 73 M.Jordan, T 75 C.Erving, DT 78 M.McCall, TE 82 T.Tremble, TE 84 S.Sullivan, DE 90 A.Barno, DE 91 K.Jones, DE 98 M.Haynes **DID NOT PLAY:** QB 6 B.Mayfield, WR 17 R.Higgins **INACTIVE:** QB 11 P.Walker, S 31 J.Burris, DB 38 M.Hartfield, TE 45 G.Ricci, LB 55 C.Littleton, T 74 L.Coleman, DT 99 M.Ioannidis.

OFFICIALS:

Referee — Clay Martin (19); **Umpire** — Fred Bryan (11); **Down Judge** — Jerod Phillips (6); **Line Judge** — Maia Chaka (100); **Field Judge** — Walt Coleman IV (65); **Side Judge** — Dave Hawkshaw (107); **Back Judge** — Greg Wilson (119); **Replay** — Brian Matoren

VISITOR	Denver Broncos					OT	TOTAL	FIELD GOALS (made () & missed)	
		1	2	3	4				
HOME	Carolina Panthers	0	3	0	7	0	10	B. McManus (27) 56WL	
		7	3	7	6	0	23	E. Pineiro (42) (26) (36)	

Team	Qtr	Clock Time	PLAY DESCRIPTION (Extra Point) (Drive Info)	SCORE	
				Visitor	Home
Panthers	1	0:30	D.Moore 5 yd. pass from S.Darnold (E.Pineiro kick) (11-71, 7:00)	0	7
Broncos	2	10:11	1 B.McManus 27 yd. Field Goal (5-18, 2:35)	3	7
Panthers	2	4:42	E.Pineiro 42 yd. Field Goal (10-51, 5:29)	3	10
Panthers	3	7:21	S.Darnold 2 yd. run (E.Pineiro kick) (10-72, 6:13)	3	17
Panthers	4	13:33	E.Pineiro 26 yd. Field Goal (7-67, 2:19)	3	20
Panthers	4	8:59	E.Pineiro 36 yd. Field Goal (7-17, 4:25)	3	23
Broncos	4	3:19	B.Johnson 1 yd. pass from R.Wilson (B.McManus kick) (14-77, 5:40)	10	23

FINAL INDIVIDUAL STATISTICS

Denver Broncos										Carolina Panthers																																																																																																																																																																																																																																																																																																																																																																																																																																																																																																																																																																																																																																																																																																																																															
RUSHING										RUSHING																																																																																																																																																																																																																																																																																																																																																																																																																																																																																																																																																																																																																																																																																																																																															
ATT	YDS	AVG	LG	TD	ATT	YDS	AVG	LG	TD	ATT	YDS	AVG	LG	TD	ATT	YDS	AVG	LG	TD																																																																																																																																																																																																																																																																																																																																																																																																																																																																																																																																																																																																																																																																																																																																						
L.Murray	13	92	7.1	52	0	D.Foreman	24	113	4.7	18	0	K.Hinton	1	13	13.0	13	0	C.Hubbard	17	65	3.8	12	0	R.Wilson	2	8	4.0	6	0	S.Darnold	3	3	1.0	2t	1	M.Mack	2	7	3.5	7	0	L.Shenault	1	2	2.0	2	0	M.Washington	1	1	1.0	1	0	S.Chandler	1	2	2.0	2	0	TOTAL	19	121	6.4	52	0	TOTAL	46	185	4.0	18	1	TOTAL	19	142	3/17	1	22	0	TOTAL	19	11	164	0/0	1	52	0	103.8	PASSING										PASSING										ATT	CMP	YDS	TD	LG	IN	Rtg.	ATT	CMP	YDS	TD	LG	IN	Rtg.	ATT	CMP	YDS	TD	LG	IN	Rtg.	R.Wilson	35	19	142	3/17	1	22	0	73.7	S.Darnold	19	11	164	0/0	1	52	0	103.8	TOTAL	19	11	164	0/0	1	52	0	103.8	PASS RECEIVING										PASS RECEIVING										TAR	NO	YDS	AVG	LG	TD	TAR	NO	YDS	AVG	LG	TD	TAR	NO	YDS	AVG	LG	TD	TAR	NO	YDS	AVG	LG	TD	C.Sutton	8	6	75	12.5	22	0	D.Moore	6	4	103	25.8	52	1	K.Hinton	9	5	35	7.0	14	0	I.Thomas	2	2	21	10.5	15	0	G.Dulcich	3	2	11	5.5	9	0	L.Shenault	2	2	19	9.5	14	0	B.Johnson	4	2	10	5.0	9	1	R.Blackshear	2	1	11	11.0	11	0	L.Murray	1	1	6	6.0	6	0	T.Marshall	3	1	8	8.0	8	0	M.Mack	1	1	5	5.0	5	0	T.Tremble	2	1	2	2.0	2	0	D.Ozigo	1	1	3	3.0	3	0	TOTAL	32	19	142	7.5	22	1	TOTAL	17	11	164	14.9	52	1	INTERCEPTIONS										INTERCEPTIONS										NO	YDS	AVG	LG	TD	NO	YDS	AVG	LG	TD	NO	YDS	AVG	LG	TD	NO	YDS	AVG	LG	TD	C.Waltman	7	367	52.4	46.1	0	2	58	J.Hekker	5	255	51.0	51.0	0	4	59	TOTAL	7	367	52.4	46.1	0	2	58	TOTAL	5	255	51.0	51.0	0	4	59	PUNT RETURNS										PUNT RETURNS										NO	YDS	AVG	FC	LG	TD	NO	YDS	AVG	FC	LG	TD	NO	YDS	AVG	FC	LG	TD	NO	YDS	AVG	FC	LG	TD	M.Washington	1	0	0.0	2	0	0	R.Blackshear	5	44	8.8	0	21	0	[DOWNED]	1	0	0.0	0	0	0	S.Smith	0	0	0.0	1	0	0	[OUT OF BOUNDS]	1	0	0.0	0	0	0	[DOWNED]	1	0	0.0	0	0	0	TOTAL	1	0	0.0	2	0	0	TOTAL	5	44	8.8	1	21	0	KICKOFF RETURNS										KICKOFF RETURNS										NO	YDS	AVG	FC	LG	TD	NO	YDS	AVG	FC	LG	TD	NO	YDS	AVG	FC	LG	TD	NO	YDS	AVG	FC	LG	TD	M.Washington	2	48	24.0	0	25	0	[TOUCHBACK]	2	0	0.0	0	0	0	J.Virgil	1	21	21.0	0	21	0	[TOUCHBACK]	3	0	0.0	0	0	0	[TOUCHBACK]	3	0	0.0	0	0	0	TOTAL	3	69	23.0	0	25	0	TOTAL	0	0	0.0	0	0	0	Denver Broncos										Carolina Panthers										Fum	Lost	Own Rec.	Yds	TD	FF	Rec.	Yds	TD	Bnds	Fum	Lost	Own Rec.	Yds	TD	FF	Rec.	Yds	TD	Bnds	J.Virgil	1	1	0	0	0	0	0	0	0	S.Darnold	1	0	1	0	0	0	0	0	0	R.Wilson	1	1	0	0	0	0	0	0	0	R.Blackshear	1	1	0	0	0	0	0	0	0	R.Wilson	1	1	0	0	0	0	0	0	0	T.Carrie	0	0	0	0	0	1	1	0	0	J.Jewell	0	0	0	0	1	0	0	0	0	B.Burns	0	0	0	0	0	1	0	0	0	D.Turner-Yell	0	0	0	0	0	1	0	0	0	Y.Gross-Matos	0	0	0	0	0	0	1	0	0	TOTAL	2	2	0	0	1	1	0	0	0	TOTAL	2	1	0	0	2	2	0	0	0
TOTAL	19	121	6.4	52	0	TOTAL	46	185	4.0	18	1	TOTAL	19	142	3/17	1	22	0	TOTAL	19	11	164	0/0	1	52	0	103.8																																																																																																																																																																																																																																																																																																																																																																																																																																																																																																																																																																																																																																																																																																																														
PASSING										PASSING																																																																																																																																																																																																																																																																																																																																																																																																																																																																																																																																																																																																																																																																																																																																															
ATT	CMP	YDS	TD	LG	IN	Rtg.	ATT	CMP	YDS	TD	LG	IN	Rtg.	ATT	CMP	YDS	TD	LG	IN	Rtg.																																																																																																																																																																																																																																																																																																																																																																																																																																																																																																																																																																																																																																																																																																																																					
R.Wilson	35	19	142	3/17	1	22	0	73.7	S.Darnold	19	11	164	0/0	1	52	0	103.8	TOTAL	19	11	164	0/0	1	52	0	103.8																																																																																																																																																																																																																																																																																																																																																																																																																																																																																																																																																																																																																																																																																																																															
PASS RECEIVING										PASS RECEIVING																																																																																																																																																																																																																																																																																																																																																																																																																																																																																																																																																																																																																																																																																																																																															
TAR	NO	YDS	AVG	LG	TD	TAR	NO	YDS	AVG	LG	TD	TAR	NO	YDS	AVG	LG	TD	TAR	NO	YDS	AVG	LG	TD																																																																																																																																																																																																																																																																																																																																																																																																																																																																																																																																																																																																																																																																																																																																		
C.Sutton	8	6	75	12.5	22	0	D.Moore	6	4	103	25.8	52	1	K.Hinton	9	5	35	7.0	14	0	I.Thomas	2	2	21	10.5	15	0	G.Dulcich	3	2	11	5.5	9	0	L.Shenault	2	2	19	9.5	14	0	B.Johnson	4	2	10	5.0	9	1	R.Blackshear	2	1	11	11.0	11	0	L.Murray	1	1	6	6.0	6	0	T.Marshall	3	1	8	8.0	8	0	M.Mack	1	1	5	5.0	5	0	T.Tremble	2	1	2	2.0	2	0	D.Ozigo	1	1	3	3.0	3	0	TOTAL	32	19	142	7.5	22	1	TOTAL	17	11	164	14.9	52	1																																																																																																																																																																																																																																																																																																																																																																																																																																																																																																																																																																																																																																																	
INTERCEPTIONS										INTERCEPTIONS																																																																																																																																																																																																																																																																																																																																																																																																																																																																																																																																																																																																																																																																																																																																															
NO	YDS	AVG	LG	TD	NO	YDS	AVG	LG	TD	NO	YDS	AVG	LG	TD	NO	YDS	AVG	LG	TD																																																																																																																																																																																																																																																																																																																																																																																																																																																																																																																																																																																																																																																																																																																																						
C.Waltman	7	367	52.4	46.1	0	2	58	J.Hekker	5	255	51.0	51.0	0	4	59	TOTAL	7	367	52.4	46.1	0	2	58	TOTAL	5	255	51.0	51.0	0	4	59																																																																																																																																																																																																																																																																																																																																																																																																																																																																																																																																																																																																																																																																																																																										
PUNT RETURNS										PUNT RETURNS																																																																																																																																																																																																																																																																																																																																																																																																																																																																																																																																																																																																																																																																																																																																															
NO	YDS	AVG	FC	LG	TD	NO	YDS	AVG	FC	LG	TD	NO	YDS	AVG	FC	LG	TD	NO	YDS	AVG	FC	LG	TD																																																																																																																																																																																																																																																																																																																																																																																																																																																																																																																																																																																																																																																																																																																																		
M.Washington	1	0	0.0	2	0	0	R.Blackshear	5	44	8.8	0	21	0	[DOWNED]	1	0	0.0	0	0	0	S.Smith	0	0	0.0	1	0	0	[OUT OF BOUNDS]	1	0	0.0	0	0	0	[DOWNED]	1	0	0.0	0	0	0	TOTAL	1	0	0.0	2	0	0	TOTAL	5	44	8.8	1	21	0																																																																																																																																																																																																																																																																																																																																																																																																																																																																																																																																																																																																																																																																																																		
KICKOFF RETURNS										KICKOFF RETURNS																																																																																																																																																																																																																																																																																																																																																																																																																																																																																																																																																																																																																																																																																																																																															
NO	YDS	AVG	FC	LG	TD	NO	YDS	AVG	FC	LG	TD	NO	YDS	AVG	FC	LG	TD	NO	YDS	AVG	FC	LG	TD																																																																																																																																																																																																																																																																																																																																																																																																																																																																																																																																																																																																																																																																																																																																		
M.Washington	2	48	24.0	0	25	0	[TOUCHBACK]	2	0	0.0	0	0	0	J.Virgil	1	21	21.0	0	21	0	[TOUCHBACK]	3	0	0.0	0	0	0	[TOUCHBACK]	3	0	0.0	0	0	0	TOTAL	3	69	23.0	0	25	0	TOTAL	0	0	0.0	0	0	0																																																																																																																																																																																																																																																																																																																																																																																																																																																																																																																																																																																																																																																																																																									
Denver Broncos										Carolina Panthers																																																																																																																																																																																																																																																																																																																																																																																																																																																																																																																																																																																																																																																																																																																																															
Fum	Lost	Own Rec.	Yds	TD	FF	Rec.	Yds	TD	Bnds	Fum	Lost	Own Rec.	Yds	TD	FF	Rec.	Yds	TD	Bnds																																																																																																																																																																																																																																																																																																																																																																																																																																																																																																																																																																																																																																																																																																																																						
J.Virgil	1	1	0	0	0	0	0	0	0	S.Darnold	1	0	1	0	0	0	0	0	0	R.Wilson	1	1	0	0	0	0	0	0	0	R.Blackshear	1	1	0	0	0	0	0	0	0	R.Wilson	1	1	0	0	0	0	0	0	0	T.Carrie	0	0	0	0	0	1	1	0	0	J.Jewell	0	0	0	0	1	0	0	0	0	B.Burns	0	0	0	0	0	1	0	0	0	D.Turner-Yell	0	0	0	0	0	1	0	0	0	Y.Gross-Matos	0	0	0	0	0	0	1	0	0																																																																																																																																																																																																																																																																																																																																																																																																																																																																																																																																																																																																																																																						
TOTAL	2	2	0	0	1	1	0	0	0	TOTAL	2	1	0	0	2	2	0	0	0																																																																																																																																																																																																																																																																																																																																																																																																																																																																																																																																																																																																																																																																																																																																						

FINAL TEAM STATISTICS

BRONCOS										PANTHERS									
TOTAL FIRST DOWNS										TOTAL RETURN YARDAGE (Not Including Kicks)									
By Rushing	4	10	FGs - PATs Had Blocked	0-0	0-0														
By Passing	9	9	Net Punting Average	46.1	51.0														
By Penalty	2	0	TOTAL RETURN YARDAGE (Not Including Kicks)	4	44														
THIRD DOWN EFFICIENCY	4-14-28.6%	2-12-16.7%	No. and Yards Punt Returns	1-0	5-44														
FOURTH DOWN EFFICIENCY	0-1-0.0%	2-2-100.0%	No. and Yards Kickoff Returns	3-69	0-0														
TOTAL NET YARDS	246	349	No. and Yards Interception Returns	0-0	0-0														
Total Offensive Plays (inc. times thrown passing)	57	65	PENALTIES Number and Yards	4-44	4-34														
Average gain per offensive play	4.3	5.4	FUMBLES Number and Lost	2-2	2-1														
NET YARDS RUSHING	121	185	TOUCHDOWNS	1	2														
Total Rushing Plays	19	46	Rushing	0	1														
Average gain per rushing play	6.4	4.0	Passing	1	1														
Tackles for a loss-number and yards	1-3	2-4	EXTRA POINTS Made-Attempts	1-1	2-2														
NET YARDS PASSING	125	164	Kicking Made-Attempts	1-1	2-2														
Times thrown - yards lost attempting to pass	3-17	0-0	FIELD GOALS Made-Attempts	1-2	3-3														
Gross yards passing	142	164	RED ZONE EFFICIENCY	1-2-50.0%	2-4-50.0%														
PASS ATTEMPTS-COMPLETIONS-HAD INTERCEPTED	35-19-0	19-11-0	GOAL TO GO EFFICIENCY	1-1-100.0%	2-3-66.7%														
Avg gain per pass play (inc.# thrown passing)	3.3	8.6	SAFETIES	0	0														
KICKOFFS Number-In End Zone-Touchbacks	3-2-2	6-4-3	FINAL SCORE	10	23														
PUNTS Number and Average	7-52.4	5-51.0	TIME OF POSSESSION	22:57	37:03														
Had Blocked	0	0																	

BRONCOS DEFENSIVE STATISTICS

(Press Box Totals)

BRONCOS										PANTHERS									
PLAYER	UT	A	TT	S-YDS	I	PD	FF	FR		PLAYER	UT	A	TT	S-YDS	I	PD	FF	FR	
J.Simmons	4	5	9	0-0	0	0	0	0		P.Locke	2	0	2	0-0	0	0	0	0	
J.Jewell	7	1	8	0-0	0	0	1	0		M.Henningsen	1	1	2	0-0	0	0	0	0	
A.Singleton	4	3	7	0-0	0	0	0	0		J.Cooper	1	1	2	0-0	0	0	0	0	
D.Jones	3	4	7	0-0	0	0	0	0		M.Purcell	1	1	2	0-0	0	0	0	0	
D.Mathis	5	1	6	0-0	0	0	0	0		N.Bonitto	1	0	1	0-0	0	0	0	0	
P.Surtain	5	0	5	0-0	1	0	0	0		E.Bassey	1	0	1	0-0	0	0	0	0	
E.Uwazurike	4	1	5	0-0	0	0	0	0		J.Martin	0	1	1	0-0	0	0	0	0	
K.Jackson	1	4	5	0-0	0	0	0	0		B.Browning	0	1	1	0-0	0	0	0	0	
D.Williams	3	1	4	0-0	0	0	0	0		Team Totals	45	26	71	0-0	0	1	1	0	
D.Jones	2	1	3	0-0	0	0	0	0											



Ravens 10, Broncos 9

Sunday, Dec. 4, 2022 • 1:00 p.m. EST • M&T Bank Stadium • Baltimore

WEATHER: Clear, 43°, Wind NW 3 mph • **TIME:** 2:56 • **ATTENDANCE:** 70,443

The Broncos finished their two-game road trip in Baltimore on a clear day, but were unable to hold off the Ravens at the very end of the game, falling 10-9.

Denver's defense came up with another stellar performance, preventing Baltimore from reaching the end zone until their last drive of the game. The defense also limited the Ravens to 3-of-13 (23.1%) on third down and notched four sacks and two takeaways. Leading the defensive effort was S Justin Simmons, who came up with two picks while also forcing a fumble and making five tackles (2 solo).

ILB Alex Singleton and ILB Josey Jewell tied for the team high in tackles, getting 17 each. Singleton's 17 tackles got him to the century mark on the season, marking his third consecutive year with at least 100 tackles.

OLB Baron Browning and OLB Jonathon Cooper both posted sacks in the game while DL DeShawn Williams tied his career high with two sacks in the contest.

QB Russell Wilson posted his 86th career game with a 100-plus passer rating (102.3), finishing the game with 189 yards on 17-of-22 passing.

TE Greg Dulcich led all receivers, finishing with six catches for 85 yards (14.2 avg.) while WR Jerry Jeudy tallied 65 yards on four receptions (16.3 avg.).

Denver struck early in the game as they were able to take their opening possession 49 yards on 11 plays to help set up a Brandon McManus 52-yard field goal to take the 3-0 lead.

Baltimore would have to wait to respond as the teams traded punts the remainder of the quarter, but the Ravens answered with a field goal of their own in the second frame with a K Justin Tucker 26-yard attempt.

McManus would get on the board again as a 41-yard kick went through the uprights with 0:42 remaining in the half, which would end with a Broncos 6-3 lead.

McManus would hit from 50-plus again, giving the Broncos a 9-3 lead in the third quarter. McManus' kick marked a new franchise record for most 50-plus yard field goals in Broncos' history (38), eclipsing the previous record held by Broncos Ring of Fame K Jason Elam (37).

The teams would not be able to do anything for the rest of the game until the very end as Simmons would intercept another pass in the end zone, but the Ravens would capitalize at the end when they drove 91 yards and scored to take the lead with 0:31 remaining in the game.

Denver tried to drive the field at the end for a field goal, but the 63-yard attempt fell short to end the game.

OFFICIALS:

Referee — Alex Kemp (55); **Umpire** — Mike Morton (89); **Down Judge** — Danny Short (113); **Line Judge** — Jeff Bergman (32); **Field Judge** — John Jenkins (117); **Side Judge** — Dale Shaw (104); **Back Judge** — Scott Helverson (93); **Replay** — Mike Chase

DENVER BRONCOS

OFFENSE		DEFENSE	
WR 14 C. Sutton		DE 93 D. Jones	
LT 76 C. Anderson		DT 97 Dj. Jones	
LG 66 D. Risner		DE 99 D. Williams	
C 61 G. Glasgow		SLB 53 J. Cooper	
RG 77 Q. Meinerz		WLB 56 B. Browning	
RT 73 C. Fleming		ILB 49 A. Singleton	
TE 82 E. Saubert		ILB 47 J. Jewell	
TE 87 E. Tomlinson		LCB 2 P. Surtain	
WR 9 K. Hinton		RCB 27 D. Mathis	
RB 28 L. Murray		SS 22 K. Jackson	
QB 3 R. Wilson		FS 31 J. Simmons	

BRONCOS SUBSTITUTIONS: S 6 P.Locke, K 8 B.McManus, WR 10 J.Jeudy, WR 12 M.Washington, WR 15 J.Virgil, P 17 C.Waitman, WR 20 D.Phillips, RB 26 M.Boone, CB 29 F.Hicks, S 32 D.Turner-Yell, CB 34 E.Bassey, RB 37 M.Mack, LB 38 H.Langi, ILB 40 J.Strnad, OLB 42 N.Bonitto, LS 46 J.Bobenmoyer, OLB 54 J.Martin, T 75 Q.Bailey, TE 80 G.Dulich, WR 89 B.Johnson, DE 91 M.Henningsen, DL 96 E.Uwazurike, DL 98 M.Purcell **DID NOT PLAY:** QB 4 B.Rypien, C 60 L.Wattenberg, OL 69 T.Compton **INACTIVE:** CB 13 M.Ojemudia, CB 21 K.Williams, S 41 A.Harris, LB 59 D.Allen, FB/TE 83 A.Beck, TE 85 A.Okwuegbunam, DL 92 J.Harris.

BALTIMORE RAVENS

OFFENSE		DEFENSE	
TE 84 J. Oliver		DT 92 J. Madubuike	
LT 65 P. Mekari		NT 96 B. Washington	
LG 72 B. Powers		DE 93 C. Campbell	
C 64 T. Linderbaum		OLB 54 T. Bowser	
RG 70 K. Zeitter		WLB 18 R. Smith	
RT 78 M. Moses		MLB 6 P. Queen	
TE 89 M. Andrews		RUSH 4 J. Pierre-Paul	
WR 13 D. Duvernay		CB 44 M. Humphrey	
QB 8 L. Jackson		CB 24 M. Peters	
FB 42 P. Ricard		SS 36 C. Clark	
RB 35 G. Edwards		FS 26 G. Stone	

RAVENS SUBSTITUTIONS: QB 2 T.Huntley, WR 3 J.Proche, K 9 J.Tucker, WR 10 D.Robinson, P 11 J.Stout, S 14 K.Hamilton, WR 15 D.Jackson, RB 17 K.Drake, DB 21 B.Stephens, CB 25 K.Seymour, S 29 A.Washington, ILB 40 M.Harrison, CB 41 D.Worley, RB 43 J.Hill, LS 46 N.Moore, OLB 50 J.Houston, LB 57 K.Welch, G 66 B.Cleveland, T 77 D.Faalele, TE 80 I.Likely, WR 81 B.Victor, TE 86 N.Boyle, DE 97 B.Urban, DT 98 T.Jones, OLB 99 O.Oweh **DID NOT PLAY:** O/G 63 T.Colon **INACTIVE:** CB 22 Da.Williams, RB 28 M.Davis, LB 53 D.Phillips, ILB 56 J.Bynes, T 79 R.Stanley, TE 88 C.Kolar, OLB 90 D.Ojabo.

		1	2	3	4	OT	TOTAL	FIELD GOALS (made () & missed)
VISITOR	Denver Broncos	3	3	3	0	0	9	B. McManus (52) (41) (50) 63SH
HOME	Baltimore Ravens	0	3	0	7	0	10	J.Tucker (26)

Team	Qtr	Clock Time	PLAY DESCRIPTION (Extra Point) (Drive Info)	SCORE	
				Visitor	Home
Broncos	1	9:03	B.McManus 52 yd. Field Goal (11-49, 5:57)	3	0
Ravens	2	5:55	J.Tucker 26 yd. Field Goal (10-62, 5:02)	3	3
Broncos	2	0:37	B.McManus 41 yd. Field Goal (8-70, 2:18)	6	3
Broncos	3	3:58	B.McManus 50 yd. Field Goal (4-8, 2:01)	9	3
Ravens	4	0:28	T.Huntley 2 yd. run (J.Tucker kick) (16-91, 4:34)	9	10

FINAL INDIVIDUAL STATISTICS

Denver Broncos										Baltimore Ravens											
RUSHING	ATT	YDS	AVG	LG	TD	RUSHING	ATT	YDS	AVG	LG	TD	RUSHING	ATT	YDS	AVG	LG	TD				
L.Murray	17	47	2.8	7	0	T.Huntley	10	41	4.1	14	1	R.Wilson	2	21	10.5	17	0				
R.Wilson	2	21	10.5	17	0	K.Drake	7	29	4.1	12	0	M.Boone	6	18	3.0	10	0				
M.Boone	6	18	3.0	10	0	G.Edwards	6	12	2.0	4	0	M.Mack	2	3	1.5	4	0				
M.Mack	2	3	1.5	4	0	D.Duvernay	2	9	4.5	10	0	M.Washington	1	-1	-1.0	-1	0				
M.Washington	1	-1	-1.0	-1	0	L.Jackson	1	9	9.0	9	0	TOTAL	28	88	3.1	17	0				
TOTAL	28	88	3.1	17	0	J.Hill	1	2	2.0	2	0	RUSHING	ATT	YDS	AVG	LG	TD				
PASSING	ATT	CMP	YDS	TKD/	YD	TD	LG	IN	Rtg.	PASSING	ATT	CMP	YDS	TKD/	YD	TD	LG	IN	Rtg.		
R.Wilson	22	17	189	2/5	0	40	0	102.3	T.Huntley	32	27	187	2/6	0	22	1	78.0				
TOTAL	22	17	189	2/5	0	40	0	102.3	L.Jackson	4	3	11	2/10	0	5	0	77.1				
PASS RECEIVING	TAR	NO	YDS	AVG	LG	TD	PASS RECEIVING	TAR	NO	YDS	AVG	LG	TD	PASS RECEIVING	TAR	NO	YDS	AVG	LG	TD	
G.Dulcich	8	6	85	14.2	30	0	D.Robinson	8	7	41	5.9	10	0	D.Robinson	8	7	41	5.9	10	0	
J.Jeudy	4	4	65	16.3	40	0	D.Duvernay	6	6	34	5.7	13	0	D.Duvernay	6	6	34	5.7	13	0	
L.Murray	4	4	14	3.5	6	0	M.Andrews	7	4	53	13.3	22	0	M.Andrews	7	4	53	13.3	22	0	
K.Hinton	1	1	11	11.0	11	0	I.Likely	4	4	30	7.5	12	0	I.Likely	4	4	30	7.5	12	0	
M.Boone	1	1	8	8.0	8	0	K.Drake	3	2	17	8.5	13	0	K.Drake	3	2	17	8.5	13	0	
M.Mack	1	1	6	6.0	6	0	D.Jackson	3	2	10	5.0	5	0	D.Jackson	3	2	10	5.0	5	0	
C.Sutton	1	0	0	—	—	0	J.Proche	2	2	9	4.5	7	0	J.Proche	2	2	9	4.5	7	0	
M.Washington	1	0	0	—	—	0	J.Hill	2	2	4	2.0	5	0	J.Hill	2	2	4	2.0	5	0	
TOTAL	21	17	189	11.1	40	0	P.Ricard	1	1	0	—	—	0	P.Ricard	1	1	0	—	—	0	
INTERCEPTIONS	NO	YDS	AVG	LG	TD	INTERCEPTIONS	NO	YDS	AVG	LG	TD	INTERCEPTIONS	NO	YDS	AVG	LG	TD				
J.Simmons	2	8	4.0	8	0	J.Simmons	2	8	4.0	8	0	J.Simmons	2	8	4.0	8	0				
TOTAL	2	8	4.0	8	0	TOTAL	0	0	0.0	0	0	TOTAL	0	0	0.0	0	0				
PUNTING	NO	YDS	AVG	NET	TB	IN20	LG	PUNTING	NO	YDS	AVG	NET	TB	IN20	LG						
C.Waitman	7	288	41.1	40.7	0	2	46	J.Stout	6	303	50.5	47.3	0	5	63						
TOTAL	7	288	41.1	40.7	0	2	46	TOTAL	6	303	50.5	47.3	0	5	63						
PUNT RETURNS	NO	YDS	AVG	FC	LG	TD	PUNT RETURNS	NO	YDS	AVG	FC	LG	TD								
M.Washington	3	19	6.3	2	14	0	D.Duvernay	1	3	3.0	3	3	0								
[DOWNED]	1	0	0.0	0	0	0	[DOWNED]	3	0	0.0	0	0	0								
TOTAL	3	19	6.3	2	14	0	TOTAL	1	3	3.0	3	3	0								
KICKOFF RETURNS	NO	YDS	AVG	FC	LG	TD	KICKOFF RETURNS	NO	YDS	AVG	FC	LG	TD								
M.Washington	2	26	13.0	0	15	0	D.Duvernay	3	62	20.7	0	23	0								
E.Saubert	1	6	6.0	0	6	0	[TOUCHBACK]	1	0	0.0	0	0	0								
TOTAL	3	32	10.7	0	15	0	TOTAL	3	62	20.7	0	23	0								
Denver Broncos	Own	Fumbles	Lost	Rec.	Yds	TD	Opp.	Yds	TD	Out	Baltimore Ravens	Own	Fumbles	Lost	Rec.	Yds	TD	Opp.	Yds	TD	Out
J.Simmons	0	0	0	0	0	0	1	0	0	0	J.Hill	1	0	0	0	0	0	0	0	0	0
TOTAL	0	0	0	0	0	1	0	0	0	0	TOTAL	1	0	0	0	0	0	0	0	0	1

FINAL TEAM STATISTICS

	BRONCOS	RAVENS		BRONCOS	RAVENS
TOTAL FIRST DOWNS	12	20	FGs - PATs Had Blocked	0-0	0-0
By Rushing	4	9	Net Punting Average	40.7	47.3
By Passing	7	8	TOTAL RETURN YARDAGE	27	3
By Penalty	1	3	No. and Yards Punt Returns	3-19	1-3
THIRD DOWN EFFICIENCY	2-12-16.7%	3-13-23.1%	No. and Yards Kickoff Returns	3-32	3-62
FOURTH DOWN EFFICIENCY	0-0-0.0%	3-3-100.0%	No. and Yards Interception Returns	2-8	0-0
TOTAL NET YARDS	272	285	PENALTIES Number and Yards	4-48	3-15
Total Offensive Plays (inc. times thrown passing)	52	69	FUMBLES Number and Lost	0-0	1-0
Average gain per offensive play	5.2	4.1	TOUCHDOWNS	0	1
NET YARDS RUSHING	88	103	Rushing	0	1
Total Rushing Plays	28	28	Passing	0	0
Average gain per rushing play	3.1	3.7	EXTRA POINTS Made-Attempts	0-0	1-1
Tackles for a loss-number and yards	4-5	1-1	Kicking Made-Attempts	3-4	1-1
NET YARDS PASSING	184	182	FIELD GOALS Made-Attempts	0-0	1-1
Times thrown - yards lost attempting to pass	2-5	4-16	RED ZONE EFFICIENCY	0-0-0.0%	1-2-50.0%
Gross yards passing	189	198	GOAL TO GO EFFICIENCY	0-0-0.0%	1-1-100.0%
PASS ATTEMPTS-COMPLETIONS-HAD INTERCEPTED	22-10-0	37-30-2	SAFETIES	0	0
Avg gain per pass play (inc.# thrown passing)	7.7	4.4	FINAL SCORE	9	10
KICKOFFS Number-In End Zone-Touchbacks	4-3-1	3-0-0	TIME OF POSSESSION	27:31	32:29
PUNTS Number and Average	7-41.1	6-50.5			
Had Blocked	0	0			

BRONCOS DEFENSIVE STATISTICS

(Press Box Totals)

PLAYER	UT	A	TT	S-YDS	I	PD	FF	FR	PLAYER	UT	A	TT	S-YDS	I	PD	FF	FR
J.Jewell	8	10	18	0-0	0	0	0	0	B.Browning	1	1	2	1-6	0	0	0	0
A.Singleton	8	8	16	0-0	0	0	0	0	D.Jones	1	1	2	0-0	0	0	0	0
P.Surtain	6	1	7	0-0	0	1	0	0	M.Purcell	1	1	2	0-0	0	0	0	0
D.Mathis	6	0	6	0-0	0	0	0	0	Dj.Jones	1	1	2	0-0	0	0	0	0
K.Jackson	3	3	6	0-0	0	0	0	0	E.Uwazurike	1	0	1	0-0	0	0	0	0
J.Simmons	4	1	5	0-0	2	2	1	0	M.Henningsen	0	1	1	0-0	0	0	0	0
D.Williams	2	2	4	2-4	0	0	0	0	Team Totals	48	33	81	4-16	2	3	1	0
J.Cooper	1	3	4	1-6	0	0	0	0									
E.Bassey	3	0	3	0-0	0	0	0	0									
J.Martin	2	0	2	0-0	0	0	0	0									



Chiefs 34, Broncos 28

Sunday, Dec. 11, 2022 • 2:05 p.m. MST • Empower Field at Mile High • Denver

WEATHER: Sunny, 62°, Wind S 15 mph • **TIME:** 3:11 • **ATTENDANCE:** 76,072

A late comeback push fell just short as the Broncos were defeated by the Chiefs by the score of 34-28.

QB Russell Wilson finished the game with three passing scores to go along with 247 yards on 23-of-36 passing for a 100.1 passer rating. It was Wilson's second-consecutive game with a 100+ passer rating, the first such streak of his since 12/26/21-9/12/22 (4 games).

WR Jerry Jeudy also came up big in the game, notching his first multi-score game of his career and became the first Bronco player to record 3+ receiving touchdowns in a game since former Broncos WR Demaryius Thomas had three receiving scores vs. Mia (11/23/14).

RB Marlon Mack posted a long touchdown catch, taking the screen from Wilson 66 yards to post his longest-career catch and the longest touchdown catch by a Broncos running back since former Broncos RB Kapri Bibbs' 69-yarder at Oak. (11/6/16).

ILB Josey Jewell picked off two passes from Chiefs QB Patrick Mahomes, becoming the first Broncos linebacker with multiple interceptions in a game since former Broncos LB Al Wilson had two at Stl. (9/4/00). Jewell also posted a team-high 10 tackles in the game, his second-straight game with double-digit tackles.

CB Pat Surtain II got his first pick of the season coming with less than two minutes left in the first half and led to a touchdown for the Broncos right before the break.

The game got off to a rough start for Denver as the Chiefs converted the first five scores of the game to take the 27-0 lead late in the first half.

After forcing the Chiefs to settle for two field goals to start the game, Mahomes made a highlight reel underhand pass for the first touchdown of the game to Chiefs RB Jerick McKinnon for 59 yards. McKinnon also took the ball 10 yards on a screen the next drive for the score.

Chiefs LB Willie Gay intercepted a Wilson pass and took it 47 yards for the touchdown, but then the Broncos began to mount their comeback.

Jewell intercepted a pass by Mahomes on the next Kansas City possession to help set up a 42-yard drive by Denver for their first touchdown. Surtain then added another pick to set up another score with nine seconds remaining in the half to make the score 27-14.

The Broncos opened up hot in the second half with Mack's 66-yard touchdown score, but both defenses would calm things down as both teams would punt on their next two drives.

A score by Chiefs WR JuJu Smith-Schuster seemed to put Kansas City ahead for good, but a late touchdown pass from Denver QB Brett Rypien to Jeudy made it a one score game.

That would be it though, as Denver could not convert late to tie the game and Kansas City would take the close victory, 34-28.

OFFICIALS:

Referee — Craig Wrolstad (4); **Umpire** — Steve Woods (54); **Down Judge** — Jim Mello (48); **Line Judge** — Tripp Sutter (37); **Field Judge** — Jeff Shears (60); **Side Judge** — Jeff Lamberth (21); **Back Judge** — Grantis Bell (27); **Replay** — Kevin Stine

DENVER BRONCOS

OFFENSE		DEFENSE	
WR 10 J. Jeudy	DE 93 D. Jones	LT 76 C. Anderson	DT 97 Dj. Jones
LG 60 L. Wattenberg	DE 99 D. Williams	RG 61 G. Glasgow	WB 56 B. Browning
C 77 Q. Meinerz	ILB 49 A. Singleton	RT 73 C. Fleming	ILB 47 J. Jewell
TE 80 G. Dulcich	CB 21 K. Williams	TE 87 E. Tomlinson	LCB 2 P. Surtain
WR 9 K. Hinton	RCB 27 D. Mathis	RB 28 L. Murray	SS 22 K. Jackson
QB 3 R. Wilson	FS 31 J. Simmons		

BRONCOS SUBSTITUTIONS: QB 4 B.Rypien, S 6 P.Locke, K 8 B.McManus, WR 12 M.Washington, WR 15 J.Virgil, P 17 C.Waitman, CB 20 D.Phillips, RB 26 M.Boone, S 32 D.Turner-Yell, CB 34 E.Bassey, RB 37 M.Mack, LB 38 H.Langi, ILB 40 J.Strnad, OLB 42 N.Bonitto, LB 46 J.Boobenmoyer, G 52 N.Muti, OLB 53 J.Cooper, OLB 54 J.Martin, T 75 O.Bailey, TE 82 E.Saubert, TE 85 A.Okwuegbunam, WR 89 B.Johnson, DE 91 M.Henningsen, DL 92 J.Harris, DL 98 M.Purcell **DID NOT PLAY:** OL 69 T.Compton **INACTIVE:** CB 13 M.Ojemudia, WR 14 C.Sutton, LB 59 D.Allen, G 66 D.Risner, DL 71 E.Garcia, FB/TE 83 A.Beck, DL 96 E.Uwazurike.

KANSAS CITY CHIEFS

OFFENSE		DEFENSE	
TE 87 T. Kelce	DE 56 G. Karlaftis	LT 57 O. Brown	DT 91 D. Nnadi
LG 62 J. Thuney	DE 95 C. Jones	C 52 C. Humphrey	DE 55 F. Clark
RG 65 T. Smith	LB 32 N. Bolton	RT 77 A. Wylie	LB 50 W. Gay
WR 84 Ju. Watson	LB 54 L. Chenal	WR 11 M. Valdes-Scantling	CB 38 L. Sneed
WR 9 J. Smith-Schuster	CB 21 T. McDuffie	QB 15 P. Mahomes	S 22 J. Thornhill
RB 10 I. Pacheco	S 20 J. Reid		

CHIEFS SUBSTITUTIONS: RB 1 J.McKinnon, P 5 T.Townsend, S 6 B.Cook, K 7 H.Butker, DE 8 C.Dunlap, S 13 N.Johnson, DB 23 J.Williams, WR 24 S.Moore, DB 26 D.Bush, CB 29 C.Lammons, CB 35 Ja.Watson, LS 41 J.Winchester, LB 43 J.Cochrane, RB 45 M.Burton, LB 47 D.Harris, DE 51 M.Danna, DT 66 B.Williams, OL 67 L.Niang, T 70 P.Wanogho, G 73 N.Allegretti, WR 82 I.Smith-Marsette, TE 83 N.Gray, TE 88 J.Fortson, DT 99 K.Saunders **DID NOT PLAY:** RB 2 R.Jones, QB 4 C.Henne **INACTIVE:** QB 12 S.Buechele, WR 19 K.Toney, DE 59 J.Kaindoh, T 74 G.Christian, T 75 D.Kinnard, DE 94 M.Herring.

VISITOR	HOME						FIELD GOALS (made () & missed)		
		1	2	3	4	OT	TOTAL	H. Butker	B. McManus
Kansas City Chiefs	Denver Broncos	6	21	7	0	0	34	(35) (45)	
Team	Qtr	Clock Time	PLAY DESCRIPTION (Extra Point) (Drive Info)				SCORE Visitor Home		
Chiefs	1	10:56	H.Butker 35 yd. Field Goal (8-58, 4:04)				3	0	
Chiefs	1	2:53	H.Butker 45 yd. Field Goal (6-53, 2:18)				6	0	
Chiefs	2	14:16	J.McKinnon 56 yd. pass from P.Mahomes (H.Butker kick) (4-78, 1:41)				13	0	
Chiefs	2	7:16	J.McKinnon 10 yd. pass from P.Mahomes (H.Butker kick) (12-76, 4:53)				20	0	
Chiefs	2	4:32	W.Gay 47 yd. interception return (H.Butker kick)				27	0	
Broncos	2	1:35	J.Jeudy 18 yd. pass from R.Wilson (B.McManus kick) (4-42, 1:18)				27	7	
Broncos	2	0:09	J.Jeudy 5 yd. pass from R.Wilson (B.McManus kick) (7-60, 0:57)				27	14	
Broncos	3	13:03	M.Mack 66 yd. pass from R.Wilson (B.McManus kick) (5-75, 1:57)				27	21	
Chiefs	3	0:38	J.Smith-Schuster 4 yd. pass from P.Mahomes (H.Butker kick) (9-72, 4:28)				34	21	
Broncos	4	10:49	J.Jeudy 7 yd. pass from B.Rypien (B.McManus kick) (12-75, 4:49)				34	28	

FINAL INDIVIDUAL STATISTICS

Denver Broncos											Kansas City Chiefs																																																																																																																																						
RUSHING	ATT	YDS	AVG	LG	TD	RUSHING	ATT	YDS	AVG	LG	TD	RUSHING	ATT	YDS	AVG	LG	TD	RUSHING	ATT	YDS	AVG	LG	TD																																																																																																																										
R.Wilson	4	57	14.3	19	0	I.Pacheco	13	70	5.4	10	0	L.Murray	8	32	4.0	8	0	J.McKinnon	6	22	3.7	7	0	M.Mack	3	15	5.0	6	0	M.Burton	1	0	0.0	0	0	P.Mahomes	3	-3	-1.0	-1	0	B.Boone	3	2	0.7	1	0	P.Mahomes	3	-3	-1.0	-1	0	B.Rypien	1	0	0.0	0	0	TOTAL	19	106	5.6	19	0	TOTAL	23	89	3.9	10	0	TOTAL	23	89	3.9	10	0	TOTAL	23	89	3.9	10	0																																																														
PASSING	ATT	CMP	YDS	TKD/	YD	TD	LG	IN	Rtg.	PASSING	ATT	CMP	YDS	TKD/	YD	TD	LG	IN	Rtg.	PASSING	ATT	CMP	YDS	TKD/	YD	TD	LG	IN	Rtg.	PASSING	ATT	CMP	YDS	TKD/	YD	TD	LG	IN	Rtg.																																																																																																										
R.Wilson	36	23	247	6/49	3	66f	1	100.1		P.Mahomes	42	28	352	2/10	3	56f	3	86.6		TOTAL	42	28	352	2/10	3	56f	3	86.6	TOTAL	42	28	352	2/10	3	56f	3	86.6	TOTAL	42	28	352	2/10	3	56f	3	86.6																																																																																																			
PASS RECEIVING	TAR	NO	YDS	AVG	LG	TD	PASS RECEIVING	TAR	NO	YDS	AVG	LG	TD	PASS RECEIVING	TAR	NO	YDS	AVG	LG	TD	PASS RECEIVING	TAR	NO	YDS	AVG	LG	TD	PASS RECEIVING	TAR	NO	YDS	AVG	LG	TD	PASS RECEIVING	TAR	NO	YDS	AVG	LG	TD																																																																																																								
J.Jewell	9	8	73	9.1	18t	3	J.Smith-Schuster	11	9	74	8.2	20	1	K.Hinton	6	5	38	7.6	14	0	J.McKinnon	9	7	112	16.0	56t	2	G.Dulcich	8	3	42	14.0	23	0	T.Kelce	9	4	71	17.8	37	0	L.Murray	5	3	-1	-0.3	2	N.Gray	3	3	45	15.0	25	0	M.Mack	3	2	62	31.0	66t	1	I.Pacheco	3	3	23	7.7	17	0	M.Boone	2	2	27	13.5	20	0	M.Valdes-Scantling	3	1	20	20.0	20	0	E.Tomlinson	3	2	11	5.5	7	0	S.Moore	2	1	7	7.0	7	0	J.Virgil	1	1	9	9.0	9	0	Ju.Watson	2	0	0	—	—	0	E.Saubert	2	1	2	2.0	2	0	B.Johnson	4	0	0	—	—	0	TOTAL	43	27	263	9.7	66f	4	TOTAL	42	28	352	12.6	56f	3	TOTAL	42	28	352	12.6	56f	3
INTERCEPTIONS	NO	YDS	AVG	LG	TD	INTERCEPTIONS	NO	YDS	AVG	LG	TD	INTERCEPTIONS	NO	YDS	AVG	LG	TD	INTERCEPTIONS	NO	YDS	AVG	LG	TD	INTERCEPTIONS	NO	YDS	AVG	LG	TD	INTERCEPTIONS	NO	YDS	AVG	LG	TD																																																																																																														
J.Jewell	2	21	10.5	21	0	W.Gay	1	47	47.0	47t	1	P.Surtain	1	0	0.0	0	0	L.Snead	1	6	6.0	6	0	TOTAL	3	21	7.0	21	0	TOTAL	2	53	26.5	47f	1	TOTAL	3	199	66.3	52.7	1	1	76																																																																																																						
PUNTING	NO	YDS	AVG	NET	TB	IN20	LG	PUNTING	NO	YDS	AVG	NET	TB	IN20	LG	PUNTING	NO	YDS	AVG	NET	TB	IN20	LG	PUNTING	NO	YDS	AVG	NET	TB	IN20	LG																																																																																																																		
C.Waitman	7	333	47.6	41.6	1	0	51	T.Townsend	3	199	66.3	52.7	1	1	76	TOTAL	3	199	66.3	52.7	1	1	76																																																																																																																										
PUNT RETURNS	NO	YDS	AVG	FC	LG	TD	PUNT RETURNS	NO	YDS	AVG	FC	LG	TD	PUNT RETURNS	NO	YDS	AVG	FC	LG	TD	PUNT RETURNS	NO	YDS	AVG	FC	LG	TD	PUNT RETURNS	NO	YDS	AVG	FC	LG	TD																																																																																																															
M.Washington	1	21	21.0	0	21	0	Ju.Watson	4	22	5.5	1	7	0	[OUT OF BOUNDS]	1	0	0.0	0	0	0	[TOUCHBACK]	1	0	0.0	0	0	TOTAL	1	21	21.0	0	21	0	TOTAL	4	22	5.5	1	7	0																																																																																																									
KICKOFF RETURNS	NO	YDS	AVG	FC	LG	TD	KICKOFF RETURNS	NO	YDS	AVG	FC	LG	TD	KICKOFF RETURNS	NO	YDS	AVG	FC	LG	TD	KICKOFF RETURNS	NO	YDS	AVG	FC	LG	TD	KICKOFF RETURNS	NO	YDS	AVG	FC	LG	TD																																																																																																															
M.Washington	1	29	29.0	0	29	0	[TOUCHBACK]	5	0	0.0	0	0	0	TOTAL	1	29	29.0	0	29	0	TOTAL	0	0	0.0	0	0	TOTAL	0	0	0.0	0	0	0																																																																																																																
FUMBLE	Fum	Lost	Own	Rec.	Yds	TD	Opp.	Yds	TD	Out	Bnds	FUMBLE	Fum	Lost	Own	Rec.	Yds	TD	Opp.	Yds	TD	Out	Bnds	FUMBLE	Fum	Lost	Own	Rec.	Yds	TD	Opp.	Yds	TD	Out	Bnds																																																																																																														
B.Rypien	1	0	1	-5	0	0	0	0	0	0	0	TOTAL	0	0	0	0	0	0	0	0	0	0	0	TOTAL	0	0	0	0	0	0	0	0	0	0																																																																																																															

FINAL TEAM STATISTICS

BRONCOS											CHIEFS																				
TOTAL FIRST DOWNS	17										20										FGs - PATs Had Blocked	0-0									
By Rushing	6										5										Net Punting Average	41.6									
By Passing	10										15										TOTAL RETURN YARDAGE (Not Including Kickoffs)	42									
By Penalty	1										0										No. and Yards Punt Returns	1-21									
THIRD DOWN EFFICIENCY	6-17-35.3%										6-12-50.0%										No. and Yards Kickoff Returns	1-29									
FOURTH DOWN EFFICIENCY	1-2-50.0%										0-0-0.0%										No. and Yards Interception Returns	3-21									
TOTAL NET YARDS	320										431										PENALTIES Number and Yards	6-38									
TOTAL OFFENSIVE PLAYS (inc. times thrown passing)	69										67										FUMBLES Number and Lost	1-0									
Average gain per offensive play	4.6										6.4										TOUCHDOWNS	4									
NET YARDS RUSHING	106										89										Rushing	0									
Total Rushing Plays	19										23										Passing	4									
Average gain per rushing play	5.6										3.9										Interceptions	0									
Tackles for a loss-number and yards	0-0										0-0										EXTRA POINTS Made-Attempts	4-4									
NET YARDS PASSING	214										342										Kicking Made-Attempts	4-4									
Times thrown - yards lost attempting to pass	6-49										2-10										FIELD GOALS Made-Attempts	0-0									
Gross yards passing	263										352										RED ZONE EFFICIENCY	3-3-100.0%									
PASS ATTEMPTS-COMPLETIONS-HAD INTERCEPTED	44-27-2										42-28-3										GOAL TO GO EFFICIENCY	2-2-100.0%									
Avg gain per pass play (inc.# thrown passing)	4.3										7.8										SAFETIES	2									
KICKOFFS Number-In End Zone-Touchbacks	5-5-5										7-7-6										FINAL SCORE	08									
PUNTS Number and Average	7-47.6										3-66.3										TIME OF POSSESSION	29:47									
Had Blocked	0										0											30:13									

BRONCOS DEFENSIVE STATISTICS

(Press Box Totals)

PLAYER	UT	A	TT	S-YDS	I	PD	FF	FR	PLAYER	UT	A	TT	S-YDS	I	PD	FF	FR
J.Jewell	8	2	10	0-0	2	2	0	0	P.Surtain	1	1	2	0-0	1	1	0	0
K.Jackson	7	3	10	0-0	0	0	0	0	J.Martin	1	0	1	0-0	0	0	0	0
J.Simmons	4	2	6	0-0	0	0	0	0	B.Browning	0	1	1	0-0	0	0	0	0
A.Singleton	2	4	6	0-0	0	0	0	0	D.Williams	0	1	1	0-0	0	0	0	0
D.Mathis	5	0	5	0-0	0	1	0	0	N.Bonitto	0	1	1	0-0	0	0	0	0
D.Jones	1	4	5	1-3	0	0	0	0	Team Totals	35	27	62	2-10	3	5	0	0
K.Williams	2	2	4	0-0	0	1	0	0									
J.Harris	2	2	4	0-0	0	0	0	0									
M.Purcell	1	3	4	0-0	0	0	0	0									
J.Cooper	1	1	2	1-7	0	0	0	0									



Broncos 24, Cardinals 15

Sunday, Dec. 18, 2022 • 2:05 p.m. MST • Empower Field at Mile High • Denver

WEATHER: Partly Cloudy, 39°, Wind W 6 mph • **TIME:** 2:58 • **ATTENDANCE:** 75,179

Denver got back on the winning track after making a third-quarter comeback to defeat the Arizona Cardinals 24-15.

The Broncos defense held the Cardinals to only 13 first downs in the game and picked off Arizona three times, marking the first time since 2000 Denver has posted back-to-back games with three interceptions.

Denver was also able to hold Arizona to 2-of-12 (16.7%) on third down.

The offense picked it up in the second half, scoring 21 unanswered points starting in the third quarter to help propel the Broncos to the win.

S Justin Simmons led the charge defensively, picking off another two passes in the game to give him five total this season. He became the only player in the NFL to pick off at least four passes in each of the last four years and became the first Bronco since CB Champ Bailey in 2006 to post multiple multi-pick games in a single season.

CB Pat Surtain II also got in on the action, recording another interception in his second-straight game while ILB Josey Jewell made 10 tackles (5 solo) to lead the team.

QB Brett Rypien stepped in for an injured QB Russell Wilson and was able to throw for 197 yards on 21-of-26 passing with one touchdown and one interception (95.0 rtg.). His 80% completion percentage is tied for the ninth-highest in a single game by a Broncos' signal caller.

RB Latavius Murray also had a career day, finishing with 130 rushing yards and a rushing score on 24 carries (5.4 avg.). His performance helped him eclipse 6,000 career rushing yards, becoming the sixth active RB to do so, and became the only player in the NFL with at least 500 rushing yards in each of the last eight years.

Denver got off to a quick start as they were able to take the opening kick down the field to set up K Brandon McManus' 39th career 50+ yard field goal to take the early 3-0 lead.

The offense would not be able to get anything going the rest of the half though as Arizona would take the opportunity to get three field goals of their own to take the 9-3 lead early in the third quarter.

Denver would answer right back, taking the next drive 80 yards to retake the lead off of a RB Marlon Mack 3-yard touchdown run to make it 10-9.

Denver would not take the foot off the gas as Murray would find the end zone from 10 yards out early in the fourth quarter and an interception by Simmons would set up a 3-yard touchdown pass from Rypien to TE Eric Tomlinson.

The Cardinals would answer with a score of their own, but a failed two-point conversion would keep it 24-15.

The Cardinals would take over just under the two-minute mark, but an interception by Surtain would close the book on any comeback and give Denver the win.

DENVER BRONCOS

OFFENSE

- WR 10 J. Jeudy
- LT 73 C. Fleming
- LG 66 D. Risner
- C 61 G. Glasgow
- RG 77 Q. Meinerz
- RT 57 B. Turner
- TE 80 G. Dulcich
- WR 89 B. Johnson
- WR 86 F. Swain
- RB 28 L. Murray
- QB 4 B. Rypien

DEFENSE

- DT 97 Dj. Jones
- DE 99 D. Williams
- SLB 53 J. Cooper
- ILB 56 B. Browning
- ILB 49 A. Singleton
- ILB 47 J. Jewell
- CB 21 K. Williams
- LCB 2 P. Surtain
- RCB 27 D. Mathis
- SS 22 K. Jackson
- FS 31 J. Simmons

BRONCOS SUBSTITUTIONS: OLB 5 R.Gregory, S 6 P.Locke, K 8 B.McManus, WR 12 M.Washington, WR 15 J.Virgil, P 17 C.Waitman, CB 20 D.Phillips, S 32 D.Turner-Yell, CB 34 E.Bassey, RB 36 D.Ozigo, RB 37 M.Mack, ILB 40 J.Strnad, OLB 42 N.Bonitto, LS 46 J.Bohenmoyer, LB 59 D.Allen, C 60 L.Wattenberg, OL 69 T.Compton, T 76 C.Anderson, TE 82 E.Saubert, FB/TE 83 A.Beck, TE 87 E.Tomlinson, DE 91 M.Henningsen, DL 92 J.Harris, DL 96 E.Uvazurike, DL 98 M.Purcell **DID NOT PLAY:** QB 11 J.Guarantano **INACTIVE:** QB 3 R.Wilson, WR 9 K.Hinton, CB 13 M.Ojemudia, WR 14 C.Sutton, T 75 Q.Bailey, TE 85 A.Okwuegbunam, DL 95 E.Garcia.

ARIZONA CARDINALS

OFFENSE

- WR 10 D. Hopkins
- TE 85 T. McBride
- LT 79 J. Jones
- LG 75 M. Garcia
- C 53 B. Price
- RG 76 W. Hernandez
- RT 68 K. Beachum
- WR 2 M. Brown
- WR 18 A. Green
- QB 12 C. McCoy
- RB 6 J. Conner

DEFENSE

- DT 95 L. Fotu
- DE 93 J. Ledbetter
- DE 99 J. Watt
- LB 56 B. Niemann
- ILB 9 I.Simmons
- ILB 25 Z. Collins
- OLB 44 M. Golden
- CB 39 J. Whittaker
- CB 35 C. Matthew
- S 34 J. Thompson
- S 3 B. Baker

CARDINALS SUBSTITUTIONS: K 5 M.Prater, P 14 A.Lee, QB 19 T.McSorley, RB 23 C.Clement, CB 27 N.Hairston, S 28 C.Washington, RB 30 K.Ingram, S 31 C.Banjo, OLB 41 M.Sanders, OLB 43 J.Luketa, OLB 45 D.Gardece, LS 46 A.Brewer, ILB 47 E.Turner, ILB 51 T.Vallejo, OLB 52 V.Dimukeje, OL 54 L.Smith, ILB 57 K.Gruglier-Hill, OL 64 S.Harlow, OL 72 C.Ford, WR 81 R.Anderson, WR 83 G.Dortch, TE 87 M.Williams, TE 89 S.Anderson, DT 96 M.Jones, OLB 97 C.Thomas, DT 98 T.Hill **INACTIVE:** CB 7 B.Murphy, QB 17 D.Blogh, CB 20 M.Wilson, CB 33 A.Hamilton, OL 65 R.Coward, OL 66 W.Davis, DE 94 Z.Allen.

OFFICIALS:

Referee — Jerome Boger (123); **Umpire** — Barry Anderson (20); **Down Judge** — Frank LeBlanc (44); **Line Judge** — Rusty Baynes (59); **Field Judge** — Mike Weatherford (116); **Side Judge** — Jonah Monroe (120); **Back Judge** — Steve Patrick (17); **Replay** — Saleem Choudhry

		1	2	3	4	OT	TOTAL	FIELD GOALS (made () & missed)	
VISITOR	Arizona Cardinals	0	6	3	6	0	15	M. Prater (45) (50) (55)	
HOME	Denver Broncos	3	0	7	14	0	24	B. McManus (52) 38WR	

Team	Qtr	Clock Time	PLAY DESCRIPTION (Extra Point) (Drive Info)	SCORE Visitor	SCORE Home
Broncos	1	10:27	B.McManus 52 yd. Field Goal (10-41, 4:33)	0	3
Cardinals	2	10:35	M.Prater 45 yd. Field Goal (11-45, 4:57)	3	3
Cardinals	2	0:00	M.Prater 50 yd. Field Goal (4-19, 0:38)	6	3
Cardinals	3	8:55	M.Prater 55 yd. Field Goal (11-38, 6:05)	9	3
Broncos	3	5:58	M.Mack 3 yd. run (B.McManus kick) (7-80, 2:57)	9	10
Broncos	4	11:00	L.Murray 10 yd. run (B.McManus kick) (6-56, 2:55)	9	17
Broncos	4	9:29	E.Tomlinson 3 yd. pass from B.Rypien (B.McManus kick) (2-5, 0:41)	9	24
Cardinals	4	6:01	J.Conner 1 yd. run (pass failed) (7-78, 3:28)	15	24

FINAL INDIVIDUAL STATISTICS

Denver Broncos											Arizona Cardinals										
RUSHING	ATT	YDS	AVG	LG	TD	RUSHING	ATT	YDS	AVG	LG	TD	RUSHING	ATT	YDS	AVG	LG	TD				
L.Murray	24	130	5.4	35	1	J.Conner	16	63	3.9	14	1	J.Conner	16	63	3.9	14	1				
M.Mack	5	37	7.4	17	1	T.McSorley	1	8	8.0	8	0	T.McSorley	1	8	8.0	8	0				
D.Ozigo	2	2	1.0	4	0	C.McCoy	2	2	1.0	1	0	C.McCoy	2	2	1.0	1	0				
A.Beck	1	1	1.0	1	0	K.Ingram	1	0	0.0	0	0	K.Ingram	1	0	0.0	0	0				
B.Rypien	2	-2	-1.0	-1	0																
TOTAL	34	168	4.9	35	2	TOTAL	20	73	3.7	14	1	TOTAL	20	73	3.7	14	1				

PASSING	ATT	CMP	YDS	TKD/ YD	TD	LG	IN	Rtg.	PASSING	ATT	CMP	YDS	TKD/ YD	TD	LG	IN	Rtg.
B.Rypien	26	21	197	7/41	1	19	1	95.0	C.McCoy	21	13	78	2/4	0	16	1	49.3
									T.McSorley	15	7	95	1/2	0	29	2	27.8
TOTAL	26	21	197	7/41	1	19	1	95.0	TOTAL	36	20	173	3/6	0	29	3	27.8

PASS RECEIVING	TAR	NO	YDS	AVG	LG	TD	PASS RECEIVING	TAR	NO	YDS	AVG	LG	TD
J.Jeudy	8	7	76	10.9	19	0	D.Hopkins	11	7	60	8.6	18	0
M.Mack	4	4	26	6.5	10	0	T.McBride	5	4	55	13.8	29	0
B.Johnson	4	3	30	10.0	12	0	M.Brown	8	4	19	4.8	9	0
E.Tomlinson	3	3	28	9.3	18	1	J.Conner	5	3	28	9.3	16	0
L.Murray	1	1	12	12.0	12	0	M.Williams	2	2	11	5.5	6	0
G.Dulcich	2	1	11	11.0	11	0	R.Anderson	2	0	—	—	0	0
F.Swain	1	1	9	9.0	9	0	A.Green	2	0	—	—	0	0
E.Saubert	2	1	5	5.0	5	0							
A.Beck	1	0	—	—	0	0							
TOTAL	26	21	197	9.4	19	1	TOTAL	35	20	173	8.7	29	0

INTERCEPTIONS	NO	YDS	AVG	LG	TD	INTERCEPTIONS	NO	YDS	AVG	LG	TD
J.Simmons	2	43	21.5	23	0	B.Baker	1	1	1.0	1	0
P.Surtain	1	-3	-3.0	-3	0						
TOTAL	3	40	13.3	23	0	TOTAL	1	1	1.0	1	0

PUNTING	NO	YDS	AVG	NET	TB	IN20	LG	PUNTING	NO	YDS	AVG	NET	TB	IN20	LG
C.Waitman	5	224	44.8	42.6	0	3	56	A.Lee	6	299	49.8	46.0	0	2	59
TOTAL	5	224	44.8	42.6	0	3	56	TOTAL	6	299	49.8	46.0	0	2	59

PUNT RETURNS	NO	YDS	AVG	FC	LG	TD	PUNT RETURNS	NO	YDS	AVG	FC	LG	TD
M.Washington	4	23	5.8	1	8	0	G.Dortch	2	11	5.5	1	8	0
[DOWNEED]	1	0	0.0	0	0	0	[DOWNEED]	1	0	0.0	0	0	0
[OUT OF BOUNDS]	1	0	0.0	0	0	0	[OUT OF BOUNDS]	1	0	0.0	0	0	0
TOTAL	4	23	5.8	1	8	0	TOTAL	2	11	5.5	1	8	0

KICKOFF RETURNS	NO	YDS	AVG	FC	LG	TD	KICKOFF RETURNS	NO	YDS	AVG	FC	LG	TD
M.Washington	1	19	19.0	0	19	0	G.Dortch	1	23	23.0	0	23	0
[TOUCHBACK]	3	0	0.0	0	0	0	[TOUCHBACK]	4	0	0.0	0	0	0
TOTAL	1	19	19.0	0	19	0	TOTAL	1	23	23.0	0	23	0

Denver Broncos	Own	Opp.	Out	Arizona Cardinals	Own	Opp.	Out										
FUMBLES	Fum	Lost	Rec.	Yds	TD	FF	Rec.	Yds	TD	Bnds	Fum	Lost	Rec.	Yds	TD	Bnds	
B.Rypien	2	1	0	0	0	0	0	0	0	0	J.Watt	0	0	0	0	0	
M.Washington	1	0	1	0	0	0	0	0	0	0	M.Sanders	0	0	0	0	0	
TOTAL	3	1	2	0	0	0	0	0	0	0	TOTAL	0	0	0	1	0	0

FINAL TEAM STATISTICS

BRONCOS										CARDINALS													
TOTAL FIRST DOWNS										23	13	FGs - PATs Had Blocked										0-0	0-0
By Rushing										12	4	Net Punting Average										42.6	46.0
By Passing										10	8	TOTAL RETURN YARDAGE (Not Including Kickoffs)										63	12
By Penalty										1	1	No. and Yards Punt Returns										4-23	2-11
THIRD DOWN EFFICIENCY										4-11-36.4%	2-12-16.7%	No. and Yards Kickoff Returns										1-19	1-23
FOURTH DOWN EFFICIENCY										0-0-0.0%	0-0-0.0%	No. and Yards Kickoff Returns										3-40	1-1
TOTAL NET YARDS										324	240	PENALTIES Number and Yards										4-31	7-46
Total Offensive Plays (inc. times thrown passing)										67	59	FUMBLES Number and Lost										3-1	0-0
Average gain per offensive play										4.8	4.1	TOUCHDOWNS										3	1
NET YARDS RUSHING										168	73	Rushing										2	1
Total Rushing Plays										34	20	Passing										1	0
Average gain per rushing play										4.9	3.7	EXTRA POINTS Made-Attempts										3-3	0-1
Tackles for a loss-number and yards										1-7	0-0	Kicking Made-Attempts										3-3	0-0
NET YARDS PASSING										156	167	Passing Made-Attempts										0-0	0-1
Times thrown - yards lost attempting to pass										7-41	3-6	FIELD GOALS Made-Attempts										1-2	3-3
Gross yards passing										197	173	RED ZONE EFFICIENCY										3-3-100.0%	1-1-100.0%
PASS ATTEMPTS-COMPLETIONS-HAD INTERCEPTED										26-21-1	36-20-3	GOAL TO GO EFFICIENCY										3-3-100.0%	1-1-100.0%
Avg gain per pass play (inc.# thrown passing)										4.7	4.3	SAFETIES										0	15
KICKOFFS Number-In End Zone-Touchbacks										5-5-4	4-3-3	FINAL SCORE										24	15
PUNTS Number and Average										5-44.8	6-49.8	TIME OF POSSESSION										32:58	27:02
Had Blocked										0	0												

BRONCOS DEFENSIVE STATISTICS

(Press Box Totals)

PLAYER	UT	A	TT	S-YDS	I	PD	FF	FR	PLAYER	UT	A	TT	S-YDS	I	PD	FF	FR
J.Jewell	5	5	10	0-0	0	0	0	0	E.Uwazurike	1	1	2	0-0	0	1	0	0
A.Singleton	5	3	8	0-0	0	0	0	0	J.Harris	1	1	2	0-0	0	0	0	0
P.Surtain	4	2	6	0-0	1	1	0	0	J.Cooper	0	2	2	0-0	0	0	0	0
K.Jackson	4	1	5	0-0	0	0	0	0	B.Browning	0	1	1	0.5-1	0	0	0	0
D.Williams	2	3	5	2.5-5	0	0	0	0	R.Gregory	0	1	1	0-0	0	0	0	0
J.Simmons	2	2	4	0-0	2	2	0	0	M.Henningsen	0	1	1	0-0	0	0	0	0
K.Williams	2	2	4	0-0	0	0	0	0	N.Bonitto	0	1	1	0-0	0	0	0	0
M.Purcell	1	2	3	0-0	0	0	0	0	Team Totals	29	31	60	3-6	3	6	0	0
D.Mathis	1	2	3	0-0	0	1	0	0									
D.Jones	1	1	2	0-0	0	1	0	0									



Rams 51, Broncos 14

Sunday, Dec. 25, 2022 • 1:30 p.m. PST • SoFi Stadium • Inglewood, Calif.

WEATHER: Sunny, 82°, Wind SW 5 mph • **TIME:** 2:58 • **ATTENDANCE:** 71,525

Denver fell on Christmas day to the Los Angeles Rams at SoFi Stadium by the score of 51-14.

The Broncos were not able to sustain much success on either side of the ball as the Rams were able to dictate much of the game to score the most points against Denver in 2022.

WR Jerry Jeudy had another outstanding performance, posting his fourth career 100-yard performance as he brought in six receptions for 117 yards (19.5 avg.).

WR Courtland Sutton also had a solid day on the outside, posting 64 yards on five receptions (12.8 avg.) while TE Greg Dulcich brought in the only touchdown for Denver to go along with 39 yards on four catches (9.8 avg.)

On the defensive side, ILB Alex Singleton had another stand-out performance, tallying his second 20+ tackle game of the season and of his career. He became the first NFL player since at least 1994 to post multiple games of 20+ tackles in a single season.

ILB Josey Jewell also posted double digit tackles for the seventh time of the season, tied for the ninth-most such games by an NFL player since at least 1994 in a player's first 11 games of a season.

The Rams got off to a quick start, going 38 yards in 11 plays to set up Rams K Matt Gay for the 55-yard field goal and the 3-0 lead.

Denver gave the ball back after QB Russell Wilson was picked off by CB Cobie Durant, which helped set up a TE Tyler Higbee touchdown from QB Baker Mayfield to take the 10-0 lead.

After another interception, this time by LB Bobby Wagner, the Rams took a commanding 17-0 lead with a RB Cam Akers 2-yard touchdown score.

Denver was able to get on the board the next possession though, getting to the Rams' 36 yard line to set up a K Brandon McManus 54-yard field goal to make it 17-3.

The Rams would answer right back, as Mayfield would find Higbee again, this time from seven yards out, to make the score 24-3 early in the second quarter.

After a punt by Denver, Akers would score again as he would find the end zone from two yards out to make the score 31-3.

McManus would get another field goal right before half, making the score 31-6 going into the break.

Los Angeles would get that back out of the break, intercepting a pass and helping set up a K Matt Gay 30-yard field goal.

TE Greg Dulcich would find the end zone for the Broncos late in the fourth quarter and RB Latavius Murray would get the two point conversion, but another Akers score and a pick-six by Durant would keep the Rams in front and give Denver its 11th loss this season.

OFFICIALS:

Referee — Ron Torbert (62); **Umpire** — Barry Anderson (20); **Down Judge** — Frank LeBlanc (44); **Line Judge** — Maia Chaka (100); **Field Judge** — Alonzo Ramsey III (80); **Side Judge** — Anthony Jeffries (36); **Back Judge** — Greg Yette (38); **Replay** — Denise Crudup

DENVER BRONCOS

OFFENSE

WR 14 C. Sutton
LT 73 C. Fleming
LG 66 D. Risner
C 61 G. Glasgow
RG 77 Q. Meinerz
RT 57 B. Turner
TE 80 G. Dulcich
TE 87 E. Tomlinson
WR 10 J. Jeudy
RB 28 L. Murray
QB 3 R. Wilson

DEFENSE

DL 92 J. Harris
DT 97 Dj. Jones
DE 99 D. Williams
SLB 53 J. Cooper
WLB 56 B. Browning
ILB 49 A. Singleton
ILB 47 J. Jewell
LCB 2 P. Surtain
RCB 27 D. Mathis
SS 22 K. Jackson
FS 31 J. Simmons

BRONCOS SUBSTITUTIONS: QB 4 B.Rypien, OLB 5 R.Gregory, S 6 P.Locke, K 8 B.McManus, WR 12 M.Washington, WR 15 J.Virgil, P 17 C.Waitman, RB 19 C.Edmonds, CB 21 K.Williams, CB 25 L.Jackson, S 32 D.Turner-Yell, CB 34 E.Bassey, RB 37 M.Mack, ILB 40 J.Strnad, OLB 42 N.Bonitto, LS 46 J.Bobenmyer, OLB 52 W.Ray, 67 C.DiLauro, T 75 Q.Bailey, TE 82 E.Saubert, FB/TE 83 A.Beck, WR 86 F.Swain, DE 91 M.Henningsen, DL 96 E.Uwazurike, DL 98 M.Purcell **DID NOT PLAY:** C 60 L.Wattenberg **INACTIVE:** WR 9 K.Hinton, QB 11 J.Guarantano, CB 13 M.Ojemudia, T 76 C.Anderson, TE 85 A.Okwuegbunam, WR 89 B.Johnson, DL 95 E.Garcia.

LOS ANGELES RAMS

OFFENSE

WR 12 V. Jefferson
WR 19 B. Powell
LT 68 T. Nsekhe
LG 64 M. Skura
C 65 C. Shelton
RG 63 O. Aboushi
RT 79 R. Havenstein
TE 89 T. Higbee
WR 15 T. Atwell
QB 17 B. Mayfield
RB 3 C. Akers

DEFENSE

DT 92 J. Williams
DT 91 G. Gaines
NT 97 M. Hoecht
DE 90 E. Brown
OLB 54 L. Floyd
ILB 53 E. Jones
ILB 45 B. Wagner
CB 2 T. Hill
RCB 5 J. Ramsey
SS 24 T. Rapp
FS 33 N. Scott

RAMS SUBSTITUTIONS: CB 6 D.Kendrick, K 8 M.Gay, P 11 R.Dixon, DB 14 D.Durant, QB 16 B.Perkins, CB 20 T.Carter, S 21 R.Yeast, DB 22 D.Long, RB 23 K.Williams, RB 30 R.Rivers, DB 31 R.Rochell, S 37 Q.Lake, OLB 40 B.Thomas, RB 41 M.Brown, LS 42 M.Orzech, OLB 44 D.Hardy, DT 52 L.Murchison, ILB 56 C.Rozeboom, OT 57 Z.Thomas, OT 61 A.Arcuri, OT 71 B.Evans, WR 81 A.Trammell, WR 82 L.McCutcheon, TE 88 B.Hopkins, DT 95 B.Brown, OLB 96 K.Thomas **INACTIVE:** QB 13 J.Wolford, WR 18 B.Skovronek, ILB 32 T.Howard, DB 38 S.Jolly, C 55 B.Allen, DT 93 M.Copeland, DL 99 A.Donald.

		1	2	3	4	OT	TOTAL	FIELD GOALS (made () & missed)	
VISITOR	Denver Broncos	3	3	0	8	0	14	B. McManus (54) (49)	
HOME	Los Angeles Rams	17	14	3	17	0	51	M. Gay (55) (30) (53)	

Team	Qtr	Clock Time	PLAY DESCRIPTION (Extra Point) (Drive Info)	SCORE Visitor	SCORE Home
Rams	1	8:26	M.Gay 55 yd. Field Goal (11-38, 6:34)	0	3
Rams	1	6:19	T.Higbee 9 yd. pass from B.Mayfield (M.Gay kick) (3-34, 1:16)	0	10
Rams	1	4:45	C.Akers 2 yd. run (M.Gay kick) (2-11, 0:27)	0	17
Broncos	1	0:39	B.McManus 54 yd. Field Goal (8-39, 4:06)	3	17
Rams	2	9:42	T.Higbee 7 yd. pass from B.Mayfield (M.Gay kick) (11-75, 5:57)	3	24
Rams	2	1:06	C.Akers 2 yd. run (M.Gay kick) (12-90, 6:06)	3	31
Broncos	2	0:00	B.McManus 49 yd. Field Goal (7-44, 1:06)	6	31
Rams	3	3:49	M.Gay 30 yd. Field Goal (15-68, 9:08)	6	34
Rams	4	12:31	C.Akers 4 yd. run (M.Gay kick) (8-60, 4:47)	6	41
Broncos	4	8:30	G.Dulcich 11 yd. pass from R.Wilson (L.Murray run) (12-75, 4:01)	14	41
Rams	4	6:16	M.Gay 53 yd. Field Goal (4-6, 2:14)	14	44
Rams	4	4:08	D.Durant 85 yd. interception return (M.Gay kick)	14	51

FINAL INDIVIDUAL STATISTICS																					
Denver Broncos							Los Angeles Rams														
RUSHING	ATT	YDS	AVG	LG	TD		RUSHING	ATT	YDS	AVG	LG	TD									
L.Murray	8	34	4.3	10	0		C.Akers	23	118	5.1	21	3									
C.Edmonds	6	31	5.2	25	0		M.Brown	2	19	9.5	17	0									
M.Mack	4	22	5.5	7	0		K.Williams	6	18	3.0	7	0									
R.Wilson	2	17	8.5	15	0		B.Powell	2	3	1.5	3	0									
							B.Mayfield	2	2	1.0	2	0									
							B.Perkins	1	-2	-2.0	-2	0									
TOTAL	20	104	5.2	25	0		TOTAL	36	158	4.4	21	3									
PASSING	ATT	CMP	YDS	TD	LG	IN	Rtg.	PASSING	ATT	CMP	YDS	TD	LG	IN	Rtg.						
R.Wilson	27	15	214	6/40	1	36	3	54.2	B.Mayfield	28	24	230	0/0	2	22	0	124.7				
B.Rypien	8	4	45	0/0	0	19	1	27.6													
TOTAL	35	19	259	6/40	1	36	4	48.1	TOTAL	28	24	230	0/0	2	22	0	124.7				
PASS RECEIVING	TAR	NO	YDS	AVG	LG	TD		PASS RECEIVING	TAR	NO	YDS	AVG	LG	TD							
J.Jeudy	10	6	117	19.5	36	0		T.Higbee	11	9	94	10.4	21	2							
C.Sutton	7	5	64	12.8	20	0		B.Hopkins	3	3	57	19.0	22	0							
G.Dulcich	8	4	39	9.8	11	1		V.Jefferson	5	3	19	6.3	11	0							
C.Edmonds	2	2	22	11.0	19	0		B.Powell	3	3	12	4.0	8	0							
F.Swain	2	1	11	11.0	11	0		C.Akers	2	2	29	14.5	17	0							
L.Murray	3	1	6	6.0	6	0		T.Atwell	2	2	14	7.0	7	0							
J.Virgil	1	0	0	—	—	0		K.Williams	1	1	3	3.0	3	0							
M.Mack	1	0	0	—	—	0		M.Brown	1	1	2	2.0	2	0							
TOTAL	34	19	259	13.6	36	1		TOTAL	28	24	230	9.6	22	2							
INTERCEPTIONS	NO	YDS	AVG	LG	TD			INTERCEPTIONS	NO	YDS	AVG	LG	TD								
								D.Durant	2	100	50.0	85t	1								
								B.Wagner	1	13	13.0	13	0								
								J.Ramsey	1	0	0.0	0	0								
TOTAL	0	0	0.0	0	0	0		TOTAL	4	113	28.3	85t	0								
PUNTING	NO	YDS	AVG	NET	TB	IN20	LG	PUNTING	NO	YDS	AVG	NET	TB	IN20	LG						
C.Waitman	2	100	50.0	44.0	0	1	56														
TOTAL	2	100	50.0	44.0	0	1	56	TOTAL	0	0	0.0	0.0	0	0	0						
PUNT RETURNS	NO	YDS	AVG	FC	LG	TD		PUNT RETURNS	NO	YDS	AVG	FC	LG	TD							
								B.Powell	1	12	12.0	1	12	0							
TOTAL	0	0	0.0	0	0	0		TOTAL	1	12	12.0	1	12	0							
KICKOFF RETURNS	NO	YDS	AVG	FC	LG	TD		KICKOFF RETURNS	NO	YDS	AVG	FC	LG	TD							
M.Washington	1	29	29.0	0	29	0		T.Higbee	1	7	7.0	0	7	0							
[TOUCHBACK]	9	0	0.0	0	0	0		[TOUCHBACK]	2	0	0.0	0	0	0							
TOTAL	1	29	29.0	0	29	0		TOTAL	1	7	7.0	0	7	0							
Denver Broncos	Fum	Lost	Own Rec.	Yds	TD	FF	Rec.	Yds	TD	Out Bnds	Los Angeles Rams	Fum	Lost	Rec.	Yds	TD	FF	Rec.	Yds	TD	Out Bnds
TOTAL	0	0	0	0	0	0	0	0	0	0	TOTAL	1	0	1	-13	0	0	0	0	0	0

FINAL TEAM STATISTICS																	
BRONCOS							RAMS										
TOTAL FIRST DOWNS	18						26						FGs - PATs Had Blocked	0-0		0-0	
By Rushing	7						11						Net Punting Average	44.0		0	
By Passing	11						14						TOTAL RETURN YARDAGE (Not Including Kickoffs)	0		125	
By Penalty	0						1						No. and Yards Punt Returns	0-0		1-12	
THIRD DOWN EFFICIENCY	3-10-30.0%			6-10-60.0%			3-10-30.0%			6-10-60.0%			No. and Yards Kickoff Returns	1-29		1-7	
FOURTH DOWN EFFICIENCY	1-3-33.3%			1-1-100.0%			1-3-33.3%			1-1-100.0%			No. and Yards Kickoff Returns	0-0		4-113	
TOTAL NET YARDS	323						388						PENALTIES Number and Yards	6-55		3-6	
Total Offensive Plays (inc. times thrown passing)	621						64						FUMBLES Number and Lost	0-0		1-0	
Average gain per offensive play	5.3						6.1						TOUCHDOWNS	1		6	
NET YARDS RUSHING	104						158						Rushing	0		3	
Total Rushing Plays	20						36						Passing	1		2	
Average gain per rushing play	5.2						4.4						Interceptions	0		1	
Tackles for a loss-number and yards	2-4						1-2						EXTRA POINTS Made-Attempts	1-1		6-6	
NET YARDS PASSING	219						230						Kicking Made-Attempts	0-0		6-6	
Times thrown - yards lost attempting to pass	6-40						0-0						Rushing Made-Attempts	1-1		0-0	
Gross yards passing	259						230						FIELD GOALS Made-Attempts	2-2		3-3	
PASS ATTEMPTS-COMPLETIONS-HAD INTERCEPTED	35-19-4			28-24-0			35-19-4			28-24-0			RED ZONE EFFICIENCY	1-1-100.0%		5-6-83.3%	
Avg gain per pass play (inc.# thrown passing)	5.3						8.2						GOAL TO GO EFFICIENCY	0-0-0.0%		4-4-100.0%	
KICKOFFS Number-In End Zone-Touchbacks	3-2-2			10-9-9			3-2-2			10-9-9			SAFETIES	0		0	
PUNTS Number and Average	2-50.0			0-0.0			2-50.0			0-0.0			FINAL SCORE	14		51	
Had Blocked	0						0						TIME OF POSSESSION	23:25		36:36	

BRONCOS DEFENSIVE STATISTICS																	
(Press Box Totals)																	
PLAYER	UT	A	TT	S-YDS	I	PD	FF	FR	PLAYER	UT	A	TT	S-YDS	I	PD	FF	FR
A.Singleton	14	6	20	0-0	0	0	0	0	P.Surtain	2	0	2	0-0	0	0	0	0
J.Jewell	5	5	10	0-0	0	0	0	0	R.Gregory	1	1	2	0-0	0	0	0	0
J.Simmons	6	3	9	0-0	0	0	0	0	W.Ray	1	0	1	0-0	0	0	0	0
J.Cooper	3	4	7	0-0	0	0	0	0	B.Browning	1	0	1	0-0	0	0	0	0
K.Williams	3	2	5	0-0	0	0	0	0	M.Purcell	1	0	1	0-0	0	0	0	0
D.Mathis	3	2	5	0-0	0	0	0	0	N.Bonitto	0	1	1	0-0	0	0	0	0
J.Harris	2	2	4	0-0	0	0	0	0	P.Locke	0	1	1	0-0	0	0	0	0
D.Williams	3	0	3	0-0	0	0	0	0	Team Totals	48	29	77	0-0	0	0	0	0
K.Jackson	1	2	3	0-0	0	0	0	0									
E.Uwazurike	2	0	2	0-0	0	0	0	0									



Chiefs 27, Broncos 24

Sunday, Jan. 1, 2023 • 12:00 p.m. CST • GEHA Field at Arrowhead Stadium • Kansas City, Mo.

WEATHER: Sunny, 53°, Wind E 8 mph • **TIME:** 3:04 • **ATTENDANCE:** 73,571

The Broncos went into GEHA Field at Arrowhead Stadium in Kansas City and came close to knocking off the Chiefs on New Years Day, eventually falling 27-24.

QB Russell Wilson made history in the game, surpassing former NFL QB Randall Cunningham for the third-most rushing yards by an NFL quarterback (4,948) in league history. Wilson finished the game with four carries for 27 yards (6.8 avg.) with two scores for his third-career multi rushing score game.

In the air, Wilson finished with 222 yards and one touchdown on 27-of-38 passing for an 81.2 passer rating.

TE Albert Okwuegbunam recorded his first touchdown of the season, pulling in a 25-yard pass from Wilson in the third quarter to go along with three catches for a team-high 45 yards (15.0 avg.).

Defensively, ILB Alex Singleton, ILB Josey Jewell and S Kareem Jackson led the charge with seven tackles each to lead the team in the category.

CB Lamar Jackson also totaled a career-high two passes defended to go along with three solo tackles. S Justin Simmons kept his hot season going, picking off Chiefs QB Patrick Mahomes in the second quarter for a career-high sixth interception this season.

After forcing a Denver three-and-out on their first possession, the Chiefs took the ball down the field for the early score when RB Isiah Pacheco took it in from five yards out. A bad snap though would prevent the point after, keeping the score at 6-0.

The Broncos would get on the board early in the second quarter as a 14-play drive would set up a K Brandon McManus 49-yard field goal attempt to cut the Kansas City lead in half.

After a Simmons pick of Mahomes in the end zone, Denver caught a break as Singleton forced a fumble on Chiefs WR Kadarius Toney and was recovered by TE Eric Saubert. Wilson would take advantage of the situation and run the ball in from 16-yards out, breaking Cunningham's rushing mark in the process.

The Chiefs would answer right back though as Mahomes found Chiefs RB Jerick McKinnon for the six-yard receiving score to retake the six point lead. Kansas City would try to expand that lead going into half, but DL Eyioma Uwazurike blocked a Chiefs K Harrison Butker kick at the end of the half.

Okwuegbunam would get the lead back for the Broncos midway through the third quarter, catching the 25-yard pass from Wilson to take the 17-13 lead, but Kansas City got the lead back on the first play of the fourth quarter on a pass to Chiefs TE Blake Bell.

A Wilson interception set up a Chiefs field goal, but he would get it back with a four-yard run for another score, making it 27-24.

The Broncos made a comeback attempt, but the fourth-down pass would be incomplete, giving Kansas City the win.

DENVER BRONCOS

OFFENSE		DEFENSE	
WR 14	C. Sutton	DE 98	M. Purcell
LT 73	C. Fleming	DL 92	J. Harris
LG 66	D. Risner	DE 99	D. Williams
C 61	G. Glasgow	SLB 53	J. Cooper
RG 77	Q. Meinerz	WLB 42	N. Bonitto
RT 57	B. Turner	ILB 47	J. Jewell
TE 85	A. Okwuegbunam	CB 21	K. Williams
WR 10	J. Jeudy	LCB 2	P. Surtain
RB 19	C. Edmonds	RCB 27	D. Mathis
RB 28	L. Murray	SS 22	K. Jackson
QB 3	R. Wilson	FS 31	J. Simmons

BRONCOS SUBSTITUTIONS: S 6 P.Locke, K 8 B.McManus, WR 9 K.Hinton, WR 15 J.Virgil, P 17 C.Waitman, CB 25 L.Jackson, S 32 D.Turner-Yell, CB 34 E.Bassep, RB 37 M.Mack, ILB 40 J.Strnad, LB 43 R.Wilborn, LS 46 J.Bobenmeyer, ILB 49 A.Singleton, OLB 52 W.Ray, T 67 C.DiLauro, T 75 Q.Bailey, TE 82 E.Saubert, FB 72 A.Beck, TE 87 E.Tomlinson, WR 89 B.Johnson, OLB 90 J.Kongbo, DE 91 M.Henningsen, DL 95 E.Garcia, DL 96 E.Uwazurike **DID NOT PLAY:** QB 4 B.Rypien, C 60 L.Wattenberg **INACTIVE:** QB 11 J.Guarantano, WR 12 M.Washington, RB 36 T.Badie, OLB 56 B.Browning, T 76 C.Anderson, WR 86 F.Swain, DT 97 D.Jones.

KANSAS CITY CHIEFS

OFFENSE		DEFENSE	
WR 9	J. Smith-Schuster	DE 56	G. Karlaftis
TE 87	T. Kelce	DT 91	D. Nnadi
LT 57	O. Brown	DE 95	C. Jones
LG 62	J. Thuney	DE 55	F. Clark
C 52	C. Humphrey	LB 32	N. Bolton
RG 65	T. Humphrey	LB 50	W. Gay
RT 77	A. Wylie	CB 35	Ja. Watson
WR 11	M. Valdes-Scantling	CB 38	L. Sneed
WR 19	K. Toney	CB 21	T. McDuffie
QB 15	P. Mahomes	S 22	J. Thornhill
RB 10	I. Pacheco	S 20	J. Reid

CHIEFS SUBSTITUTIONS: RB 1 J.McKinnon, RB 2 R.Jones, P 5 T.Townsend, S 6 B.Cook, K 7 H.Butker, DE 8 C.Dunlap, S 13 N.Johnson, DB 23 J.Williams, WR 24 S.Moore, DB 26 D.Bush, CB 29 C.Lammons, LS 41 J.Winchester, LB 43 J.Cochrane, FB 45 M.Burton, LB 47 D.Harris, DE 51 M.Danna, LB 54 L.Chenal, DT 66 B.Williams, OL 67 L.Niang, T 70 P.Wanogho, G 73 N.Allegretti, TE 81 B.Bell, TE 83 N.Gray, WR 84 Ju.Watson, DT 99 K.Saunders **DID NOT PLAY:** QB 4 C.Henne **INACTIVE:** QB 12 S.Buechele, DE 59 J.Kaindoh, T 74 G.Christian, T 75 D.Kinnard, DE 94 M.Herring.

OFFICIALS:

Referee — Tra Blake (3); **Umpire** — Tony Michalek (115); **Down Judge** — Patrick Turner (13); **Line Judge** — Mark Stewart (75); **Field Judge** — Tom Hill (97); **Side Judge** — Don Willard (58); **Back Judge** — Todd Prukop (30); **Replay** — Andrew Lambert

VISITOR	Denver Broncos					OT	TOTAL	FIELD GOALS (made () & missed)	
		1	2	3	4			B. McManus (49)	H. Butker 51B
HOME	Kansas City Chiefs	0	10	7	7	0	24		
		6	7	0	14	0	27		

Team	Qtr	Clock Time	PLAY DESCRIPTION (Extra Point) (Drive Info)	SCORE	
				Visitor	Home
Chiefs	1	7:35	I.Pacheco 5 yd. run (run failed) (10-65, 5:42)	0	6
Broncos	2	10:46	B.McManus 49 yd. Field Goal (14-49, 6:46)	3	6
Broncos	2	4:40	R.Wilson 16 yd. run (B.McManus kick) (1-16, 0:05)	10	6
Chiefs	2	1:02	J.McKinnon 6 yd. pass from P.Mahomes (H.Butker kick) (7-75, 3:38)	10	13
Broncos	3	6:35	A.Okwuegbunam 25 yd. pass from R.Wilson (B.McManus kick) (6-63, 3:48)	17	13
Chiefs	4	14:50	B.Bell 17 yd. pass from P.Mahomes (H.Butker kick) (6-65, 3:06)	17	20
Chiefs	4	12:36	J.McKinnon 3 yd. pass from P.Mahomes (H.Butker kick) (4-17, 1:55)	17	27
Broncos	4	6:14	R.Wilson 4 yd. run (B.McManus kick) (12-75, 6:22)	24	27

FINAL INDIVIDUAL STATISTICS

Denver Broncos											Kansas City Chiefs												
RUSHING	ATT	YDS	AVG	LG	TD	RUSHING	ATT	YDS	AVG	LG	TD	RUSHING	ATT	YDS	AVG	LG	TD						
L.Murray	12	56	4.7	19	0	I.Pacheco	9	31	3.4	6	1	C.Edmonds	7	34	4.9	10	0						
C.Edmonds	7	34	4.9	10	0	P.Mahomes	4	8	2.0	4	0	R.Wilson	4	27	6.8	16t	2						
R.Wilson	4	27	6.8	16t	2	J.McKinnon	2	4	2.0	4	0	K.Hinton	1	0	0.0	0	0						
K.Hinton	1	0	0.0	0	0	R.Jones	1	3	3.0	3	0	TOTAL	24	117	4.9	19	2						
TOTAL	24	117	4.9	19	2	TOTAL	16	46	2.9	6	1	PASSING	ATT	CMP	YDS	TKD/ YD	TD	LG	IN	Rtg.			
PASSING	ATT	CMP	YDS	TKD/ YD	TD	LG	IN	Rtg.	PASSING	ATT	CMP	YDS	TKD/ YD	TD	LG	IN	Rtg.						
R.Wilson	38	26	222	4/32	1	27	1	81.2	P.Mahomes	42	29	328	0/0	3	38	1	106.1						
TOTAL	38	26	222	4/32	1	27	1	81.2	TOTAL	42	29	328	0/0	3	38	1	106.1						
PASS RECEIVING	TAR	NO	YDS	AVG	LG	TD	PASS RECEIVING	TAR	NO	YDS	AVG	LG	TD										
J.Jeudy	8	7	38	5.4	11	0	T.Kelce	10	7	43	6.1	12	0										
C.Sutton	6	4	44	11.0	18	0	J.McKinnon	6	5	52	10.4	28	2										
L.Murray	6	4	16	4.0	8	0	K.Toney	4	4	71	17.8	38	0										
A.Okuegbunam	6	3	45	15.0	25t	1	S.Moore	4	3	33	11.0	18	0										
C.Edmonds	3	3	39	13.0	27	0	M.Valdes-Scantling	7	2	28	14.0	22	0										
E.Saubert	3	3	30	10.0	24	0	J.Smith-Schuster	3	2	21	10.5	11	0										
A.Beck	2	2	10	5.0	6	0	I.Pacheco	2	2	18	9.0	9	0										
K.Hinton	2	0	0	0.0	0	0	Ju.Watson	2	1	27	27.0	27	0										
TOTAL	36	26	222	8.5	27	1	TOTAL	41	29	328	11.3	38	3										
INTERCEPTIONS	NO	YDS	AVG	LG	TD	INTERCEPTIONS	NO	YDS	AVG	LG	TD												
J.Simmons	1	0	0.0	0	0	L.Sneed	1	25	25.0	25	0												
TOTAL	1	0	0.0	0	0	TOTAL	1	25	25.0	25	0												
PUNTING	NO	YDS	AVG	NET	TB	IN20	LG	PUNTING	NO	YDS	AVG	NET	TB	IN20	LG								
C.Waltman	5	257	51.4	44.6	1	2	57	T.Townsend	5	263	52.6	45.2	0	1	60								
TOTAL	5	257	51.4	44.6	1	2	57	TOTAL	5	263	52.6	45.2	0	1	60								
PUNT RETURNS	NO	YDS	AVG	FC	LG	TD	PUNT RETURNS	NO	YDS	AVG	FC	LG	TD										
K.Hinton	3	37	12.3	2	17	0	K.Toney	2	14	7.0	2	7	0										
TOTAL	3	37	12.3	2	17	0	[TOUCHBACK]	1	0	0.0	0	0	0										
KICKOFF RETURNS	NO	YDS	AVG	FC	LG	TD	KICKOFF RETURNS	NO	YDS	AVG	FC	LG	TD										
M.Mack	1	20	20.0	0	20	0	[TOUCHBACK]	5	0	0.0	0	0	0										
[TOUCHBACK]	4	0	0.0	0	0	0	TOTAL	0	0	0.0	0	0	0										
TOTAL	1	20	20.0	0	20	0	TOTAL	0	0	0.0	0	0	0										
Denver Broncos	Fum	Lost	Rec.	Yds	TD	FF	Rec.	Yds	TD	Bnds	Out	Kansas City Chiefs	Fum	Lost	Rec.	Yds	TD	FF	Rec.	Yds	TD	Bnds	Out
R.Wilson	1	1	0	0	0	0	0	0	0	0	0	K.Toney	1	1	0	0	0	0	0	0	0	0	0
A.Singleton	0	0	0	0	0	1	0	0	0	0	0	T.McDuffie	0	0	0	0	0	1	0	0	0	0	
E.Saubert	0	0	0	0	0	0	1	0	0	0	0	G.Karafiatis	0	0	0	0	0	1	0	0	0	0	
TOTAL	1	1	0	0	0	1	0	0	0	0	0	TOTAL	1	1	0	0	0	1	0	0	0	0	0

FINAL TEAM STATISTICS

BRONCOS											CHIEFS										
TOTAL FIRST DOWNS	21										22										
By Rushing	6										3										
By Passing	12										18										
By Penalty	3										1										
THIRD DOWN EFFICIENCY	3-12-25.0%										2-9-22.2%										
FOURTH DOWN EFFICIENCY	1-2-50.0%										1-1-100.0%										
TOTAL NET YARDS	307										374										
Total Offensive Plays (inc. times thrown passing)	66										58										
Average gain per offensive play	4.7										6.4										
NET YARDS RUSHING	117										46										
Total Rushing Plays	24										16										
Average gain per rushing play	4.9										2.9										
Tackles for a loss-number and yards	1-1										0-0										
NET YARDS PASSING	190										328										
Times thrown - yards lost attempting to pass	4-32										0-0										
Gross yards passing	222										328										
PASS ATTEMPTS-COMPLETIONS-HAD INTERCEPTED	38-26-1										42-29-1										
Avg gain per pass play (inc.# thrown passing)	4.5										7.8										
KICKOFFS Number-In End Zone-Touchbacks	5-5-5										5-5-4										
PUNTS Number and Average	5-51.4										5-52.6										
Had Blocked	0										0										
FGs - PATs Had Blocked	0-0										1-0										
Net Punting Average	44.6										45.2										
TOTAL RETURN YARDAGE (Not Including Kickoffs)	37										39										
No. and Yards Punt Returns	3-37										2-14										
No. and Yards Kickoff Returns	1-20										0-0										
No. and Yards Interception Returns	1-0										1-25										
PENALTIES Number and Yards	3-23										5-31										
FUMBLES Number and Lost	1-1										1-1										
TOUCHDOWNS	3										4										
Rushing	2										1										
Passing	1										3										
EXTRA POINTS Made-Attempts	3-3										3-3										
Kicking Made-Attempts	3-3										3-3										
Rushing Made-Attempts	0-0										0-1										
FIELD GOALS Made-Attempts	0-0										1-1										
RED ZONE EFFICIENCY	2-2-100.0%										4-5-80.0%										
GOAL TO GO EFFICIENCY	1-1-100.0%										3-4-75.0%										
SAFETIES	0										0										
FINAL SCORE	24										27										
TIME OF POSSESSION	33:06										26:54										

BRONCOS DEFENSIVE STATISTICS

(Press Box Totals)

PLAYER	UT	A	TT	S-YDS	I	PD	FF	FR	PLAYER	UT	A	TT	S-YDS	I	PD	FF	FR
K.Jackson	6	1	7	0-0	0	0	0	0	J.Simmons	1	0	1	0-0	1	1	0	0
J.Jewell	4	3	7	0-0	0	1	0	0	W.Ray	0	1	1	0-0	0	0	0	0
A.Singleton	4	3	7	0-0	0	0	0	0	K.Williams	0	0	0	0-0	0	1	0	0
J.Harris	4	1	5	0-0	0	0	0	0	Team Totals	31	15	46	0-0	1	5	0	0
D.Mathis	3	1	4	0-0	0	0	0	0									
J.Cooper	2	2	4	0-0	0	0	0	0									
L.Jackson	3	0	3	0-0	0	2	0	0									
D.Williams	2	1	3	0-0	0	0	0	0									
M.Purcell	1	1	2	0-0	0	0	0	0									
P.Surtain	1	1	2	0-0	0	0	0	0									



Broncos 31, Chargers 28

Sunday, Jan. 8, 2023 • 2:25 p.m. MST • Empower Field at Mile High • Denver

WEATHER: Partly Cloudy, 51°, Wind SW 7 mph • **TIME:** 3:03 • **ATTENDANCE:** 74,035

Denver finished the 2022 season on a strong note, getting their first AFC West win of the season after taking down the Los Angeles Chargers 31-28 at Empower Field at Mile High.

With the season finale win, Denver clinched its 500th regular-season win in franchise history and the 300th regular-season home win.

The offense had their best production of the season, totaling 471 total yards, including 205 yards on the ground. It was the most total yards by the Broncos since totaling 503 yards vs. S.D. (1/3/16) and the first 200-yard rushing performance since gaining 218 on the ground at Cin. (12/2/18).

QB Russell Wilson posted his 88th career 100+-passer rating game, completing 13-of-24 passes for 283 yards with three touchdowns and an interception. It was also Wilson's 95th career multi-passing touchdown game.

Wilson connected on three passes of 50+ yards in the game, noting the first time a Denver signal caller has completed as many such passes in a game since at least 1994.

WR Jerry Jeudy was the recipient of two of those passes, marking the first time a Denver player had two receptions of 50+ yards since former Broncos WR Anthony Miller at K.C. (12/4/94).

Jeudy also notched his third 100-yard receiving game of the season and his fifth of his career with a career-high 154 yards. He also totaled 193 scrimmage yards, the most by a Bronco since former Broncos WR Emmanuel Sanders totaled 205 yards at Pit. (12/20/15).

RB Latavius Murray produced his 14th career 100-yard rushing game and second of the season, totaling 103 yards on 15 carries (6.9 avg.) with a touchdown. He also tied Chiefs RB Melvin Gordon III for the fourth-most career rushing scores (55) by an active running back.

S Justin Simmons forced two fumbles and made 10 tackles in the game, becoming the first Broncos safety with multiple forced fumbles in a game since Pro Football Hall of Fame S John Lynch at S.D. (12/31/05).

ILB Alex Singleton led the team in tackles with 11 (7 solo) to finish the season with the third-most defensive tackles (152) by a Bronco in a single season according to Press Box Stats and the most since former Broncos LB Michael Brooks (170, 1992).

Denver allowed a quick touchdown on the opening possession, but answered right back as Murray capped off a 13-play, 75-yard drive with a two-yard rushing score to tie it up at 7-7.

The Chargers would get the lead back though in the second quarter with QB Justin Herbert's second passing score of the game, but the Broncos would get points on the board with a 33-yard field goal from K Brandon McManus to make it 14-10.

A field goal from the Chargers with 0:31 seconds left in the half seemed to make it a 17-10 game going into the break, but a 57-yard connection between Wilson and Jeudy helped set up a three-yard score from Wilson to TE Eric Tomlinson to tie the game at 17 at the break.

The Broncos would score again on the opening possession of the second half and would not look back the rest of the game. RB Tyler Badie took the 24-yard pass from Wilson into the end zone, becoming the first Bronco running back since Colts RB Phillip Lindsay in 2018 to score in his first career game.

After a field goal by Los Angeles, WR Courtland Sutton caught his second touchdown of the season to put the game out of reach.

The Chargers made a late push with a score and two-point conversion, but would not be enough and keep the score at 31-28.

OFFICIALS:

Referee — Shawn Hochuli (83); **Umpire** — Terry Killens, Jr. (77); **Down Judge** — Patrick Holt (106); **Line Judge** — Greg Bradley (98); **Field Judge** — Anthony Fleming (90); **Side Judge** — Chad Hill (125); **Back Judge** — Rich Martinez (39); **Replay** — Tyler Cerimeli

DENVER BRONCOS

OFFENSE

WR 10	J. Jeudy
LT 73	C. Fleming
LG 75	Q. Bailey
C 61	G. Glasgow
RG 77	Q. Meinerz
RT 57	B. Turner
TE 82	E. Saubert
TE 87	E. Tomlinson
WR 14	C. Sutton
RB 28	L. Murray
QB 3	R. Wilson

DEFENSE

DE 98	M. Purcell
DL 92	J. Harris
DE 99	D. Williams
ILB 53	J. Cooper
LB 49	A. Singleton
ILB 47	J. Jewell
CB 21	K. Williams
LCB 2	P. Surtain
CB 35	J. McMillian
SS 22	K. Jackson
FS 31	J. Simmons

BRONCOS SUBSTITUTIONS: S 6 P.Locke, K 8 B.McManus, WR 15 J.Virgil, P 17 C.Waitman, RB 19 C.Edmonds, CB 25 L.Jackson, S 32 D.Turner-Yell, CB 34 E.Bassey, RB 36 T.Badie, ILB 40 J.Strnad, OLB 42 N.Bonitto, LB 43 R.Wilborn, LS 46 J.Bobenmoyer, OLB 52 W.Ray, OLB 56 B.Browning, T 67 C.DiLauro, FB/TE 83 A.Beck, TE 85 A.Okwuegbunam, WR 86 F.Swain, WR 89 B.Johnson, DE 91 M.Henningsen, DL 95 E.Garcia, DL 96 E.Uwazurike **DI NOT PLAY:** QB 4 B.Rypien, C 60 L.Wattenberg, OL 78 W.Sherman **INACTIVE:** WR 9 K.Hinton, OB 11 J.Guarantano, WR 12 M.Washington, CB 27 D.Mathis, T 76 C.Anderson, OLB 90 J.Kongbo, DT 97 D.J.Jones.

LOS ANGELES CHARGERS

OFFENSE

WR 81	M. Williams
TE 7	G. Everett
LT 68	J. Salyer
LG 71	M. Feiler
C 63	C. Linsley
RG 77	Z. Johnson
RT 79	T.Pipkins
TE 88	T. McKitty
WR 13	K. Allen
QB 10	J. Herbert
RB 30	A. Ekeler

DEFENSE

EDGE 52	K. Mack
DL 56	M. Fox
DL 69	S. Joseph
DL 96	B. Fehoko
EDGE 97	J. Bosa
LB 49	D. Tranquill
LB 9	K. Murray
DB 36	J. Taylor
CB 43	M. Davis
S 24	N. Adderley
S 3	D. James

CHARGERS SUBSTITUTIONS: WR 1 D.Carter, OB 4 C.Daniel, WR 5 J.Palmer, OLB 8 K.Van Noy, K 15 C.Dicker, P 16 J.Scott, S 22 J.Woods, RB 25 J.Kelley, OB 26 A.Samuel, LB 31 N.Niemann, S 32 A.Gilman, DB 33 D.Leonard, RB 34 L.Rountree, S 41 R.Layne, LB 42 T.Reeder, LS 47 J.Harris, TE 48 S.Smart, DL 50 D.Moa, LB 57 A.Ogbonmewa, OLB 59 D.Tuszka, G/T 64 B.Jaimes, T 73 F.Sarell, C/G 76 W.Clapp, TE 89 D.Parham, DL 91 C.Hinton, OLB 94 C.Rumph **INACTIVE:** QB 2 E.Stick, CB 23 B.Callahan, RB 28 I.Spiller, FB 40 Z.Horvath, T 74 S.Norton, WR 83 M.Bandy, DL 90 T.Davison.

		1	2	3	4	OT	TOTAL	FIELD GOALS (made () & missed)	
		Los Angeles Chargers	7	10	3	8	0	28	C. Dicker (48) (36)
VISITOR	Los Angeles Chargers	7	10	3	8	0	28		
HOME	Denver Broncos	7	10	7	7	0	31	B. McManus (33)	
Team	Qtr	Clock Time	PLAY DESCRIPTION (Extra Point) (Drive Info)					SCORE Visitor Home	
Chargers	1	11:17	K.Allen 14 yd. pass from J.Herbert (C.Dicker kick) (8-75, 3:43)					7	0
Broncos	1	3:55	L.Murray 2 yd. run (B.McManus kick) (13-75, 7:22)					7	7
Chargers	2	10:57	G.Everett 3 yd. pass from J.Herbert (C.Dicker kick) (12-53, 5:40)					14	7
Broncos	2	2:43	B.McManus 33 yd. Field Goal (7-34, 3:29)					14	10
Chargers	2	0:26	C.Dicker 48 yd. Field Goal (6-33, 0:42)					17	10
Broncos	2	0:06	E.Tomlinson 3 yd. pass from R.Wilson (B.McManus kick) (3-75, 0:20)					17	17
Broncos	3	11:42	T.Badie 24 yd. pass from R.Wilson (B.McManus kick) (6-75, 3:18)					17	24
Chargers	3	6:42	C.Dicker 36 yd. Field Goal (5-28, 2:08)					20	24
Broncos	4	11:15	C.Sutton 20 yd. pass from R.Wilson (B.McManus kick) (8-89, 4:06)					20	31
Chargers	4	6:02	K.Allen 3 yd. pass from C.Daniel (C.Daniel-J.Palmer pass) (6-29, 3:03)					28	31

FINAL INDIVIDUAL STATISTICS

Denver Broncos											Los Angeles Chargers										
RUSHING	ATT	YDS	AVG	LG	TD	RUSHING	ATT	YDS	AVG	LG	TD	RUSHING	ATT	YDS	AVG	LG	TD				
L.Murray	15	103	6.9	25	1	A.Ekeler	11	34	3.1	12	0	J.Herbert	11	273	15.2	30	2				
C.Edmonds	9	45	5.0	23	0	J.Kelley	5	18	3.6	6	0	C.Daniel	7	5	0.0	1	0				
J.Jeudy	3	39	13.0	14	0	L.Rountree	3	4	1.3	2	0	J.Herbert	2	-1	-0.5	0	0				
R.Wilson	8	18	2.3	6	0	T.McKitty	1	0	0.0	0	0	TOTAL	22	59	2.7	12	0				
T.Badie	1	0	0.0	0	0	TOTAL	44	30	298	1/5	3	30	0	10	11.6	10	11.6				
TOTAL	36	205	5.7	25	1	TOTAL	22	59	2.7	12	0	TOTAL	44	30	298	1/5	3	30	0	10	11.6

PASSING	ATT	CMP	YDS	TD	LG	IN	Rtg.	PASSING	ATT	CMP	YDS	TD	LG	IN	Rtg.	
R.Wilson	24	13	283	2/17	3	57	1	118.6	J.Herbert	37	25	273	1/5	2	30	107.2
TOTAL	24	13	283	2/17	3	57	1	118.6	TOTAL	44	30	298	1/5	3	30	107.2

PASS RECEIVING	TAR	NO	YDS	AVG	LG	TD	PASS RECEIVING	TAR	NO	YDS	AVG	LG	TD
J.Jeudy	6	5	154	30.8	57	0	K.Allen	11	8	102	12.8	30	2
C.Sutton	7	3	33	11.0	20	1	J.Palmer	6	4	39	9.8	18	0
F.Swain	3	2	54	27.0	52	0	A.Ekeler	4	4	36	9.0	19	0
T.Badie	1	1	24	24.0	24	1	M.Williams	5	4	32	8.0	18	0
L.Murray	1	1	15	15.0	15	0	D.Carter	5	3	43	14.3	25	0
E.Tomlinson	1	1	3	3.0	3	1	G.Everett	5	3	8	2.7	6	1
A.Beck	2	0	0	0.0	0	0	D.Parham	2	2	31	15.5	23	0
A.Okwuegbunam	1	0	0	0.0	0	0	J.Kelley	4	1	6	6.0	6	0
TOTAL	22	13	283	21.8	57	3	TOTAL	44	30	298	9.9	30	3

INTERCEPTIONS	NO	YDS	AVG	LG	TD	INTERCEPTIONS	NO	YDS	AVG	LG	TD
S.Joseph	1	4	4.0	4	0	S.Joseph	1	4	4.0	4	0
TOTAL	0	0	0.0	0	0	TOTAL	1	4	4.0	4	0

PUNTING	NO	YDS	AVG	NET	TB	IN20	LG	PUNTING	NO	YDS	AVG	NET	TB	IN20	LG
C.Waitman	5	238	47.6	40.2	0	1	59	J.Scott	5	279	55.8	47.8	2	2	60
TOTAL	5	238	47.6	40.2	0	1	59	TOTAL	5	279	55.8	47.8	2	2	60

PUNT RETURNS	NO	YDS	AVG	FC	LG	TD	PUNT RETURNS	NO	YDS	AVG	FC	LG	TD
F.Swain	1	0	0.0	0	0	0	D.Carter	2	37	18.5	2	28	0
B.Johnson	1	0	0.0	0	0	0	[DOWNED]	1	0	0.0	0	0	0
[DOWNED]	1	0	0.0	0	0	0	TOTAL	2	37	18.5	2	28	0
[TOUCHBACK]	2	0	0.0	0	0	0	TOTAL	2	37	18.5	2	28	0
TOTAL	2	0	0.0	0	0	0	TOTAL	2	37	18.5	2	28	0

KICKOFF RETURNS	NO	YDS	AVG	FC	LG	TD	KICKOFF RETURNS	NO	YDS	AVG	FC	LG	TD
[TOUCHBACK]	6	0	0.0	0	0	0	[TOUCHBACK]	6	0	0.0	0	0	0
TOTAL	0	0	0.0	0	0	0	TOTAL	0	0	0.0	0	0	0

Denver Broncos	Fumbles	Fum	Lost	Own	Rec.	Yds	TD	FF	Opp.	Rec.	Yds	TD	Out	Bnds	Los Angeles Chargers	Fum	Own	Yds	TD	FF	Opp.	Rec.	Yds	TD	Out	Bnds
B.Johnson	1	1	0	0	0	0	0	0	0	0	0	0	0	0	J.Herbert	1	0	-1	0	0	0	0	0	0	0	
F.Swain	1	0	0	0	0	0	0	0	0	0	0	0	0	0	D.Carter	1	1	0	0	0	0	0	0	0	0	
L.Murray	1	0	0	-15	0	0	0	0	0	0	0	0	0	0	A.Ekeler	1	1	0	0	0	0	0	0	0	0	
J.Jeudy	0	0	1	0	0	0	0	0	0	0	0	0	0	0	D.Leonard	0	0	0	0	0	1	0	0	0	0	
D.Turner-Yell	0	0	1	0	0	0	0	0	0	0	0	0	0	0	A.Gilman	0	0	0	0	0	1	0	0	0	0	
J.Simmons	0	0	0	0	0	2	0	0	0	0	0	0	0	0	TOTAL	3	2	1	-1	0	1	1	0	0	0	
K.Jackson	0	0	0	0	0	1	2	0	0	0	0	0	0	0	TOTAL	3	2	1	-1	0	1	1	0	0	0	
J.Jewell	0	0	0	0	0	1	5	0	0	0	0	0	0	0	TOTAL	3	2	1	-1	0	1	1	0	0	0	
TOTAL	3	1	2	-15	0	2	2	7	0	0	0	0	0	0	TOTAL	3	2	1	-1	0	1	1	0	0	0	


FINAL TEAM STATISTICS

BRONCOS											CHARGERS														
TOTAL FIRST DOWNS											22	21	FGs - PATs Had Blocked											0-0	0-0
By Rushing											12	3	Net Punting Average											40.2	47.8
By Passing											8	17	TOTAL RETURN YARDAGE (Not Including Kickoffs)											0	41
By Penalty											2	1	No. and Yards Punt Returns											2-0	2-37
THIRD DOWN EFFICIENCY											5-12-41.7%	7-14-50.0%	No. and Yards Kickoff Returns											0-0	0-0
FOURTH DOWN EFFICIENCY											1-1-100.0%	0-0-0.0%	No. and Yards Interception Returns											0-0	1-4
TOTAL NET YARDS											471	352	PENALTIES Number and Yards											3-36	5-34
Total Offensive Plays (inc. times thrown passing)											62	67	FUMBLES Number and Lost											3-1	3-2
Average gain per offensive play											7.6	5.3	TOUCHDOWNS											4	36
NET YARDS RUSHING											205	59	Rushing											1	0
Total Rushing Plays											36	22	Passing											3	3
Average gain per rushing play											5.7	2.7	EXTRA POINTS Made-Attempts											4-4	3-3
Tackles for a loss-number and yards											2-2	0-0	Kicking Made-Attempts											4-4	2-2
NET YARDS PASSING											266	293	Passing Made-Attempts											0-0	1-1
Times thrown - yards lost attempting to pass											2-17	1-5	FIELD GOALS Made-Attempts											1-1	2-2
Gross yards passing											283	298	RED ZONE EFFICIENCY											2-3-66.7%	3-4-75.0%
PASS ATTEMPTS-COMPLETIONS-HAD INTERCEPTED											24-13-1	44-30-0	GOAL TO GO EFFICIENCY											2-2-100.0%	2-2-100.0%
Avg gain per pass play (inc.# thrown passing)											10.2	6.5	SAFETIES											31	28
KICKOFFS Number-In End Zone-Touchbacks											6-6-6	6-6-6	FINAL SCORE											31	28
PUNTS Number and Average											5-47.6	5-55.8	TIME OF POSSESSION											31:03	28:57
Had Blocked											0	0													

BRONCOS DEFENSIVE STATISTICS

(Press Box Totals)

PLAYER	UT	A	TT	S-YDS	I	PD	FF	FR	PLAYER	UT	A	TT	S-YDS	I	PD	FF	FR
A.Singleton	7	4	11	0-0	0	0	0	0	K.Williams	1	0	1	0-0	0	0	0	0
J.Simmons	7	3	10	0-0	0	0	2	0	E.Garcia	1	0	1	0-0	0	0	0	0
J.McMillian	6	1	7	0-0	0	0	0	0	P.Surtain	1	0	1	0-0	0	0	0	0
J.Jewell	5	0	5	0-0	0	0	0	1	Team Totals	39	16	55	1-5	0	1	2	2
E.Uwazurike	3	1	4	0-0	0	0	0	0									
K.Jackson	3	1	4	0-0	0	0	0	1									
B.Browning	3	0	3	1-5	0	0	0	0									
E.Bassey	1	2	3	0-0	0	1	0	0									
J.Cooper	1	2	3	0-0	0	0	0	0									
M.Henningsen	0	2	2	0-0	0	0	0	0									



BRONCOS ALL-TIME DRAFT CHOICES

NUMBER OF DRAFT CHOICES PER SCHOOL

- 20 — Florida
- 15 — Colorado, Georgia
- 14 — Louisiana State, Miami (Fla.), Nebraska
- 13 — Houston, Southern California, Washington
- 12 — Ohio State, Oklahoma, Michigan State
- 11 — Arizona State, Iowa, Michigan, Oregon
- 10 — Arkansas, Notre Dame
- 9 — Maryland, Mississippi, Purdue, Texas
- 8 — Arizona, Baylor, Clemson, Georgia Tech, Minnesota, North Carolina, Syracuse, Utah State, Washington State
- 7 — Alabama, Auburn, Boston College, Kansas, San Diego State, Penn State, Tennessee, UCLA, Virginia Tech, Wisconsin
- 6 — Boise State, Brigham Young, California, Florida A&M, Mississippi State, Northwestern, Oklahoma State, Pittsburgh, Texas A&M, Utah, Virginia
- 5 — Alcorn State, Colorado State, Florida State, Grambling, Illinois, Indiana, Iowa State, Kentucky, San Jose State, Tulane
- 4 — Arkansas State, Idaho, Jackson State, Kansas State, Louisville, Maryland-Eastern Shore, Miami (Ohio), Missouri, Northern Arizona, Oregon State, Pacific, South Carolina, Southern, Stanford, Texas A&I/Texas A&M Kingsville, Texas Christian, Texas Tech, Tulsa, Wyoming
- 3 — Bowling Green/Bowling Green State, Cincinnati, Detroit, Duke, Fresno State, Montana State, North Carolina State, North Texas State, Rice, Richmond, Tennessee State, Texas-El Paso, Toledo, Wake Forest, Weber State
- 2 — Alabama A&M, Bakersfield J.C., Boston University, Central Florida, Central State (Okla.), Hawaii, Hillsdale, Hofstra, Holy Cross, Idaho State, Lamar, Louisiana Tech, Marshall, Massachusetts, Memphis, Nevada-Las Vegas, New Mexico, New Mexico State, North Carolina Central, North Dakota, North Dakota State, Ohio, Southern Methodist, Southern Mississippi, Tuskegee, Villanova, Western Illinois, Western Michigan, Wisconsin-Whitewater,
- 1 — Abilene Christian, Air Force, Akron, Albany State, Albion, Arkansas-Pine Bluff, Augustana (S.D.), Ball State, Benedictine, Bloomsburg, C.W. Post, Cal. State-Humboldt, Central Michigan, Coastal Carolina, Colorado College, Cornell College (Iowa), Dayton, Delaware State, Denver, Drake, Dubuque, East Carolina, Eastern Illinois, Elon College, Evansville, Findlay, Florence State, Fort Valley State, Furman, Harding, Howard, Howard Payne, James Madison, Kent State, Kutztown, Liberty, Long Beach State, Maine, McNeese State, Middle Tennessee State, Mississippi Valley State, Mississippi College, Morgan State, Muskingum, Nevada, Northeastern Louisiana, Northeastern Missouri State, Nebraska-Omaha, New Mexico Highlands, Norfolk State, North Alabama, Northern Illinois, Occidental, Parsons College, Portland State, Southeastern Louisiana, Salem College (W.V.), Samford, Santa Ana J.C., Savannah State, South Carolina State, South Dakota, South Dakota State, South Dakota Tech, South Florida, Tampa, Temple, Tennessee Tech, Tennessee-Martin, Trinity (Conn.), Troy State, Valparaiso, Vanderbilt, Vermont, Virginia Military, Wayne State (Neb.), West Texas State, West Virginia, Western Kentucky, Wichita State, William & Mary, Wittenburg, Yankton College

BRONCOS ALL-TIME FIRST-ROUND PICKS (SINCE 1967)

Year	Ovr.	Name	Pos.	School	Year	Ovr.	Name	Pos.	School
1967	6	Floyd Little	HB	Syracuse	1998	30	Marcus Nash	WR	Tennessee
1970	11	Bobby Anderson	RB	Colorado	1999	31	Al Wilson	LB	Tennessee
1971	12	Marv Montgomery	T	Southern Calif.	2000	15	Deltha O'Neal	CB	California
1972	5	Riley Odoms	TE	Houston	2001	24	Willie Middlebrooks	CB	Minnesota
1973	9	Otis Armstrong	RB	Purdue	2002	19	Ashley Lelie	WR	Hawaii
1974	14	Randy Gradishar	LB	Ohio State	2003	20	George Foster	T	Georgia
1975	17	Louis Wright	CB	San Jose State	2004	17	D.J. Williams	LB	Miami (Fla.)
1976	15	Tom Glassic	G	Virginia	2006	11	Jay Cutler	QB	Vanderbilt
1977	18	Steve Schindler	G	Boston College	2007	17	Jarvis Moss	DE	Florida
1978	27	Don Latimer	DT	Miami (Fla.)	2008	12	Ryan Clady	T	Boise State
1979	22	Kelvin Clark	T	Nebraska	2009	12	Knowshon Moreno	RB	Georgia
1981	15	Dennis Smith	S	Southern Calif.	2009	18	Robert Ayers	DE	Tennessee
1982	21	Gerald Willhite	RB	San Jose State	2010	22	Demaryius Thomas	WR	Georgia Tech
1983	4	Chris Hinton	G	Northwestern	2010	25	Tim Tebow	QB	Florida
1985	26	Steve Sewell	RB	Oklahoma	2011	2	Von Miller	LB	Texas A&M
1987	27	Ricky Nattiel	WR	Florida	2013	28	Sylvester Williams	DT	North Carolina
1988	26	Ted Gregory	NT	Syracuse	2014	31	Bradley Roby	CB	Ohio State
1989	20	Steve Atwater	S	Arkansas	2015	23	Shane Ray	LB	Missouri
1991	4	Mike Croel	LB	Nebraska	2016	26	Paxton Lynch	QB	Memphis
1992	25	Tommy Maddox	QB	UCLA	2017	20	Garrett Bolles	T	Utah
1993	11	Dan Williams	DE	Toledo	2018	5	Bradley Chubb	OLB	N.C. State
1996	15	John Mobley	LB	Kutztown	2019	20	Noah Fant	TE	Iowa
1997	28	Trevor Pryce	DT	Clemson	2020	15	Jerry Jeudy	WR	Alabama
1998	30	Marcus Nash	WR	Tennessee	2021	9	Patrick Surtain II	CB	Alabama

ALL-TIME DRAFT CHOICES

1960 (FIRST SELECTIONS)

**The 1960 draft class was released in alphabetical order, however, C Roger LeClerc (Trinity, CT) holds the distinction of being the franchise's first draft choice.*

Name	Pos.	School
Harry Ball	T	Boston College
Charley Britt	QB	Georgia
Dave Canary	E	Cincinnati
Paul Candro	HB	Brigham University
Bill Carrico	G	North Texas State
Larry Cundiff	C	Michigan State
Bernard Darre	T	Tulane
Roger Davis	T	Syracuse
Lonnie Dennis	G	Brigham Young
John Dingens	T-G	Detroit
Maurice Duke	G	Texas
Mike Dowdle	FB	Texas
Wayne Hawkins	T	Pacific
Gary Huber	C	Miami (Ohio)
Dave Hudson	E	Florida
Claude King	HB	Houston
Don Klochak	FB	North Carolina
<i>Roger LeClerc*</i>	<i>C</i>	<i>Trinity (CT)</i>
Dean Look	QB	Michigan State
Bill Mathis	HB	Clemson
Ken McNeece	T-G	San Jose State
James Monroe	QB	Arkansas
Ray Norton	HB	San Jose State
Robert Rosbaugh	HB	Miami (Fla.)
Mel Semenko	E	Colorado
Lebron Shields	T	Tennessee
Jack Spikes	FB	Texas Christian
Howard Turley	E	Louisville
Jim Walden	QB	Wyoming
Willie West	HB	Oregon
John Willener	G	Oregon
Bob Yates	T	Syracuse
Ken Young	E	Valparaiso
Bob Zimpter	T-G	Bowling Green

1960 (SECOND SELECTIONS)

Name	Pos.	School
Mel Branch	T-G	Louisiana State
Ronnie Cain	E	Kentucky
Jack Campbell	E	Toledo
Tom Chapman	E	Detroit
LaVelle Coleman	HB	Western Michigan
Jim Colvin	T-G	Houston
Teddy Foret	T-G	Auburn
Bobby Green	HB	Florida
Jack Hanlon	HB	Penn State
George Hershberger	T-G	Wichita State
Sam Homer	HB	Virginia Military
Bob Hudson	E	Clemson
Vic Jones	HB	Indiana
Billy Luplow	T-G	Arkansas
George Phelps	HB	Cornell College (Iowa)
Tom Roberts	T-G	Georgia Tech
Sam Stenger	C	Denver
Olin Treadway	QB	Iowa
John Wilkins	T-G	So. California
Emmet Wilson	T-G	Georgia Tech

1961

Rd.	Name	Pos.	School
1	Bob Gaiters	HB	New Mexico State
2	Jerry Hill	HB	Wyoming
3	Chas Strange	C	Louisiana State
4a	Roland McDole	T	Nebraska
4b	Sonny Davis	E	Baylor
5	Charles Cowan	E	New Mex. Highlands
6	Dale Evans	HB	Kansas State
7	Pat Patchen	E	Florida
9	Phil Nugent	QB	Tulane
10	Chas. Sturgeon	HB	Kentucky
11	John Simko	E	Augustana (S.D.)
12	Jerry Miller	E	Howard Payne
13	Ron Greene	G	Washington State
14	Bill Cooper	FB	Muskingum
15	Willie Crafts	G	Texas A&I
16	Jim Larkin	T	Hillsdale
17	Chuck Weiss	FB	Colorado
18	Chick Graning	HB	Georgia Tech
19	John Hobbs	G	Maryland-E. Shore
20	Buck McLeod	T	Baylor
21	Jim Morgan	HB	Iowa State
22	Tom Hackler	E	Tennessee Tech
23	Tom Jewell	T	Idaho State
24	E. A. Simms	E	New Mexico State
25	Pete Samms	T	Central State (Okla.)
26	Sam Smith	HB	Florence State
27	Donald Olson	HB	Nebraska
28	Wayne Lee	G	Colorado State
29	Archie Cobb	T	Nebraska
30	Dave Mills	HB	N.E. Missouri State

1962

Rd.	Name	Pos.	School
1	Merlin Olsen	T	Utah State
2	Jerry Hillebrand	E	Colorado
3	Charles Holmes	FB	Maryland-E. Shore
4	John Furman	QB	Texas-El Paso
7	John McGeever	HB	Auburn
8	Elbert Harris	HB	S.E. Louisiana
9	Larry Jepson	C	Furman
10	Gale Weidner	QB	Colorado
11	Mike Kline	G	Oregon State
13	Bob Cegelski	C	Montana State
14	Sonny Gibbs	QB	Texas Christian
15	Bill Louden	G	Benedictine
16	Gary Ballman	HB	Michigan State
17	Jerry Tarr	E	Oregon
18	Pete Schenk	E	Washington State
20	Mike Martin	E	Washington State
21	Jim Perkins	T	Colorado
22	Don Kasso	HB	Oregon State
23	Ken Tureaud	HB	Michigan
24	Neil Thomas	G	Hillsdale
25	Dave Edwards	E	Auburn
26	Jim Roberts	T	Mississippi
27	Andy VonSonn	C	UCLA
28	Paul Holmes	T	Georgia
29	Lynn Hoyem	C	Long Beach State
30	Walter Mince	HB	Arizona
31	Bill Williamson	T	Bakersfield J.C.
32	Vester Flanagan	T	Cal. State-Humboldt
33	Duane Allen	E	Santa Ana J.C.
34	Steve Stonebraker	E	Detroit

1963

Rd.	Name	Pos.	School
1	Kermit Alexander	HB	UCLA
2a	Ray Poage	FB	Texas
2b	Tom Nomina	T	Miami (Ohio)
3	Tommy Janik	HB	Texas A&I
4	Lou Slaby	LB	Pittsburgh
5	Ray Mansfield	C	Washington
6	Anton Peters	T	Florida
7a	Mickey Slaughter	QB	Louisiana Tech
7b	Paul Flatley	E	Northwestern
8a	Hewritt Dixon	FB	Florida A&M
8b	John Griffin	HB	Mechanic State
9	Marv Fleming	E	Utah
10a	Lonnie Sanders	HB	Michigan State
10b	Pat Richter	E	Wisconsin
11	Billy Joe	FB	Villanova
12	John Gamble	E	Pacific
13	James Maples	C	Baylor
15	Winston Freeman	E	North Texas State
16	David Crossan	G	Maryland
17	Bob Paremore	HB	Florida A&M
18	Charles Mitchell	HB	Washington
19a	Frank Baker	FB	Toledo
19b	Bruce Starling	HB	Florida
20	Dan Grimm	G	Colorado
21	Ross Nolan	E	N.E. Louisiana
22	Dave Mathiesen	QB	Washington State
23	Billy Mooty	HB	Arkansas
24	C.B. Simons	LB	Stanford
25	Forest Farmer	LB	Purdue
26	Monte Day	T	Fresno State
27	John Sellers	T	Bakersfield J.C.
28	Bill Reddell	HB	Occidental
29	Kern Carson	HB	San Diego State

1964

Rd.	Name	Pos.	School
1	Bob Brown	T	Nebraska
3a	Marv Woodson	DB	Indiana
3b	Matt Snorton	DE-E	Michigan State
6a	Don Shackelford	T	Pacific
6b	Al Denson	FL	Florida A&M
7	Ray Kubala	C-T	Texas A&M
7a	Jerry Richardson	LB	West Texas State
8	Wally Hilgenberg	G-LB	Iowa
9	John Mims	T	Rice
12	Paul Krause	DB	Iowa
13	Charlie Parker	G	Southern Mississippi
14	Bob Hayes	HB	Florida A&M
15	Chuck Logan	E	Northwestern
16	Bob Cherry	E	Wittenburg
17	Jim McNaughton	E	Utah State
18	George Mira	QB	Miami (Fla.)
19	Odell Barry	FL	Findlay
21	Dick Herzog	T	Drake
22	Gary Lewis	HB	Arizona State
23	Ken Brusvan	T	Oregon State
24	Mickey Bitsko	LB	Dayton
25	Jim Jones	E	Wisconsin
26	Bob Berry	QB	Oregon

1965

Rd.	Name	Pos.	School
2	Dick Butkus	LB	Illinois
3	Glen Ressler	C	Penn State
4	George Donnelly	DB	Illinois
5a	Bob Breitenstein	T	Tulsa
5b	Max Leetzow	DT	Idaho
6	Tom Wilhelm	T	Syracuse
7	Jim Garcia	DE	Purdue
8	John Holman	G	Wisconsin
9	Gerry Bussell	DB	Georgia Tech
10	Gene Jeter	LB	Arkansas-Pine Bluff
11	Tom Vaughan	HB	Iowa State
12	Tom Myers	QB	Northwestern
13	Mike Strofalino	LB	Villanova
14	John Frick	G	Ohio
15	Jeff Jordan	DB	Tulsa
16	Brian Schweda	T	Kansas
18	Larry Dupree	HB	Florida
19	Ron Oelschlagler	HB	Kansas
20	Terry Metchner	G	Albion

1966

Rd.	Name	Pos.	School
1	Jerry Shay	T	Purdue
2	Freeman White	E	Nebraska
3	Bob Hadrick	E	Purdue
4	Randy Johnson	QB	Texas A&I
5	Billy Clay	DB	Mississippi
6	James Fulgham	T	Minnesota
7	Jerry Jone	G	Bowling Green
7a	Scotty Glacken	QB	Duke
8	Goldie Sellers	DB	Grambling
9	Ron Sbranti	LB	Utah State
10	Larry Cox	T	Abilene Christian
11	James Burns	G	Northwestern
13	Eric Crabtree	DB	Pittsburgh
14	Fred Forsberg	DT	Washington
15	Mike Ringer	DB	Oklahoma
16	Frank Rogers	K	Colorado
17	Gary Eickman	DE	Illinois
18	Tom Talaga	T	Notre Dame
19	Tom Coughlin	DE	Miami (Fla.)
20	Cliff Hysell	T	Montana State

1967

Rd.	No.	Name	Pos.	School
1	6	Floyd Little	HB	Syracuse
2	32	Thomas Beer	TE	Houston
3a	58	Mike Current	T	Ohio State
3b	59	George Goeddeke	C	Notre Dame
4	85	Carl Cunningham	DE	Houston
5a	110	Fran Lynch	FB	Hofstra
5b	113	John Huard	LB	Maine
6	139	Neal Sweeney	E	Tulsa
7	165	Frank Richter	G	Georgia
8	191	Tom Cassese	E	C.W. Post
9	217	James Summers	DB	Michigan State
10	243	Paul Krause	QB	Dubuque
11	269	Lou Andrus	DE	Brigham Young
13	321	Dennis Furljanic	DE	Houston
14	347	Tom Francisco	HB	Virginia Tech
15	373	Donald Smith	G	Florida A&M
16	399	Jack Lentz	QB	Holy Cross
17	425	Wayne Valley	T	Oregon State

DID YOU KNOW?

Spanning five seasons from 2011-15, the Broncos won 15 consecutive divisional road games to represent the second-longest streak in NFL history.

ALL-TIME DRAFT CHOICES, CONT.

1968				
Rd.	No.	Name	Pos.	School
2	31	Curley Culp	DE	Arizona State
3a	58	Garrett Ford	RB	West Virginia
3b	75	Robert Vaughn	T	Mississippi
4a	91	Gordon Lambert	LB	Tennessee-Martin
4b	102	Drake Garrett	DB	Michigan State
4c	111	Gus Hollomon	DB	Houston
8	196	Steve Holloway	DB	Weber State
9	222	Paul Smith	LB	New Mexico
10	252	Bob Langford	T	Middle Tenn. St.
12	304	Robert Hendrix	T	Mississippi
13	330	Charles Greer	DB	Colorado
14	357	Marlin Briscoe	RB	Nebraska-Omaha
15	386	Jeff Kuhman	LB	Vermont
16	412	Adin Brown	LB	William & Mary
17	438	Steve Grady	RB	So. California

1972				
Rd.	No.	Name	Pos.	School
1	5	Riley Odoms	TE	Houston
3	58	Bill Phillips	LB	Arkansas State
4	102	Tom Graham	LB	Oregon
5	118	Jim Krieg	WR	Washington
8	186	Ronnie Estay	LB	Louisiana State
9	214	Floyd Priestner	DB	Boston University
10	239	Richard Wilkins	DE	Maryland-E. Shore
11	263	Larry Brunson	WR	Colorado
12	292	Randy McDougall	DB	Weber State
13	317	Bob Warner	RB	Bloomsburg
14	342	Jerome Kundich	G	Texas-El Paso
15	370	Skip Parmenter	DT	Massachusetts
16	395	Tom Bougus	RB	Boston College
17	420	Lou Harris	RB	So. California

1969				
Rd.	No.	Name	Pos.	School
2	36	Grady Cavness	DB	Texas-El Paso
3	61	Bill Thompson	DB	Maryland-E. Shore
4a	84	Mike Schnitker	LB	Colorado
4b	88	Edward Hayes	DB	Morgan State
5	113	Frank Quayle	RB	Virginia
6a	131	Wandy Williams	RB	Hofstra
6b	140	Mike Coleman	RB	Tampa
7	165	Al Giffin	TE	Auburn
9	217	Henry Jones	RB	Grambling
10	244	Jim Smith	DB	Utah State
11	270	Alan Pastrana	QB	Maryland
12	296	Wes Plummer	DB	Arizona State
13	321	John Sias	SE	Georgia Tech
14	348	Gary Crane	LB	Arkansas State
15	373	Errol Kahoun	G	Miami (Ohio)
16	400	Billy Woods	DB	North Texas State
17	425	Buster O'Brien	QB	Richmond

1973				
Rd.	No.	Name	Pos.	School
1	9	Otis Armstrong	RB	Purdue
2	36	Barney Chavous	DE	S. Carolina St.
3a	54	Paul Howard	G	Brigham Young
3b	70	John Wood	DT	Louisiana State
4	88	Tom Jackson	LB	Louisville
5	113	Charles McTorry	DB	Tennessee State
7a	165	Mike Askea	T	Stanford
7b	166	John Grant	DE	So. California
9	217	Lyle Blackwood	DB	Texas Christian
10	244	Al Marshall	WR	Boise State
11	269	Elton Brown	DT	Utah State
12	296	Jim O'Malley	LB	Notre Dame
13a	319	Ed Smith	DE	Colorado College
13b	321	Ed White	RB	Tulsa
14	348	John Hufnagel	QB	Penn State
15	373	Calvin Jones	DB	Washington
16a	398	Oliver Ross	RB	Alabama A&M
16b	200	Ken Muhlbier	C	Idaho
17	425	Kenneth Morgan	TE	Elon College

1970				
Rd.	No.	Name	Pos.	School
1	11	Bob Anderson	RB	Colorado
2	37	Alden Roche	DE	Southern
3	63	John Kohler	T	South Dakota
4	89	Jerry Hendren	WR	Idaho
5	115	Bill McKay	LB	Purdue
6	141	John Mosier	TE	Kansas
7	167	Randy Montgomery	CB	Weber State
8	208	Lewis Porter	RB	Southern
9	219	Dave Washington	LB	Alcorn State
10	247	Maurice Fullerton	DT	Tuskegee
11	271	Cleve Bryant	DB	Ohio University
12	301	Greg Jones	RB	UW-Whitewater
13	323	Jim McKay	CB	Parsons College
14	349	Jeff Slipp	LB	Brigham Young
15	375	Maheer Barakat	K	S. Dakota Tech
16	401	Bob Stewart	QB	Northern Arizona
17	427	Frank Kalfoss	K	Montana State

1974				
Rd.	No.	Name	Pos.	School
1	14	Randy Gradishar	LB	Ohio State
2	42	Carl Wafer	DT	Tennessee State
3	68	Claudie Minor	T	San Diego State
4	92	Ozell Collier	CB	Colorado
6	145	John Winesberry	WR	Stanford
10	248	Charlie Johnson	CB	Southern
11	276	Steve Buchanan	RB	Holy Cross
12	301	Larry Cameron	LB	Alcorn State
13	326	John Clerkley	DT	Fort Valley State
14	345	Rich Marks	DB	Northern Illinois
15	379	Piel Pennington	QB	Massachusetts
16	404	Darrell Austin	T	South Carolina
17	432	Boyd Brown	TE	Alcorn State

1971				
Rd.	No.	Name	Pos.	School
1	12	Marv Montgomery	T	So. California
2	35	Dwight Harrison	WR	Texas A&I
4a	79	Lyle Alzado	DE	Yankton College
4b	87	Cleo Johnson	CB	Alcorn State
6	139	Harold Phillips	C	Michigan State
7	165	Doug Adams	CB	Ohio State
8	187	Tom Beard	LB	Michigan State
9	217	John Handy	LB	Purdue
10	243	Carlis Harris	WR	Idaho State
11	269	Roger Roitsch	DT	Rice
12	295	Floyd Franks	WR	Mississippi
13	321	Craig Blackford	QB	Evansville
14	350	Tommy Lyons	C	Georgia
15	373	Lawrence James	RB	Norfolk State
16	399	Steve Thompson	DT	Minnesota
17	425	Jack Simcsak	P-K	Virginia Tech

1975				
Rd.	No.	Name	Pos.	School
1	17	Louis Wright	CB	San Jose State
2	43	Charlie Smith	DE	N. Carolina Cent.
3a	54	Mike Franckowiak	QB/KS	Central Michigan
3b	69	Drew Mahalic	LB	Notre Dame
4a	84	Steve Taylor	DB	Georgia
4b	95	Rick Upchurch	WR	Minnesota
5a	107	Stan Rogers	T	Maryland
5b	121	Robin Carter	DT	Miami (Fla.)
8	199	Steve Foley	S/QB	Tulane
9	225	Roussel Williams	DB	Arizona
10	240	Hank Englehardt	C	Pacific
10	251	Steve Haggerty	WR	Nevada-Las Vegas
12	303	Harry Walters	LB	Maryland
13	329	Eric Penick	RB	Notre Dame
14	355	Jerry Arnold	G	Oklahoma
15	381	Ken Shelton	TE	Virginia
16	401	Bubba Bridges	DT	Colorado
17	433	Lester Sherman	RB	Albany State

1976

Rd.	No.	Name	Pos.	School
1	15	Tom Glassic	G	Virginia
2	43	Kurt Knoff	S	Kansas
4	107	Craig Penrose	QB	San Diego State
5	139	Lonnie Perrin	RB	Illinois
8	224	James Betterson	RB	North Carolina
9a	252	Jim Czirr	C	Michigan
9b	260	Jim Lisko	LB	Arkansas State
10	278	Art Gilliam	DE	Grambling
11	306	Greg Pittman	LB	Iowa State
12	334	Randy Moore	DT	Arizona State
13	362	Donnie McGraw	CB	Houston
14	390	Larry Evans	LB	Mississippi Coll.
15	418	Wilbur Summers	P	Louisville
16	446	John Huddleston	LB	Utah
17	474	Randy Cozens	LB	Pittsburgh

1977

Rd.	No.	Name	Pos.	School
1	18	Steve Schindler	G	Boston College
2	45	Rob Lytle	RB	Michigan
4	101	Bill Bryan	C	Duke
7	185	Larry Swider	P	Pittsburgh
8	212	Calvin Culliver	RB	Alabama
9	241	Charles Jackson	NT	Washington
10	268	Orna Middlebrook	WR	Arkansas State
11	297	Phil Heck	LB	California
12	324	Scott Levenhagen	TE	Western Illinois

1978

Rd.	No.	Name	Pos.	School
1	27	Don Latimer	DT	Miami (Fla.)
2	55	Bill Gay	TE	So. California
8	221	Frank Smith	T	Alabama A&M
10	277	Vince Kinney	WR	Maryland
11	305	Lacy Brumley	T	Clemson

1979

Rd.	No.	Name	Pos.	School
1	22	Kelvin Clark	T	Nebraska
3	77	Bruce Radford	DE	Grambling
4	105	Charles Jefferson	DB	McNeese State
5	132	Rick Leach	QB	Michigan
6	148	Jeff McIntyre	LB	Arizona State
7	188	Luke Prestridge	P	Baylor
9	242	Charlie Taylor	WR	Rice
11	297	Zachary Dixon	RB	Temple
12	325	David Jacobs	K	Syracuse

1980

Rd.	No.	Name	Pos.	School
2	42	Rulon Jones	DE	Utah State
3	74	Larry Carter	DB	Kentucky
4	107	Rick Parros	RB	Utah State
5a	131	Mike Harden	S	Michigan
5b	136	Laval Short	NT	Colorado
6	157	Keith Bishop	G	Baylor
7	184	John Havekost	G	Nebraska
8	197	Don Coleman	WR	Oregon
9	243	Greg Bracelin	LB	California
10	270	Virgil Seay	RS	Troy State
11	297	Phil Farris	WR	North Carolina

1981

Rd.	No.	Name	Pos.	School
1	15	Dennis Smith	S	So. California
2	42	Clay Brown	TE	Brigham Young
4	98	Mark Herrmann	QB	Purdue
5	125	Ken Lanier	T	Florida State
6	151	Alvin Lewis	RB	Colorado State
7	181	Steve Busick	LB	So. California
9	234	Rusty Olsen	DE	Washington
11	290	Pat Walker	WR	Miami (Fla.)
12a	317	John Hankerd	LB	Notre Dame
12b	321	Mandel Robinson	RB	Wyoming

1982

Rd.	No.	Name	Pos.	School
1	21	Gerald Willhite	RB	San Jose State
2	50	Orlando McDaniel	WR	Louisiana State
4	106	Dan Plater	WR	Brigham Young
5	131	Sammy Winder	RB	Southern Mississippi
7	189	Alvin Ruben	DE	Houston
9	243	Keith Uecker	T	Auburn
10	274	Ken Woodard	LB	Tuskegee
11	300	Stuart Yatsko	G	Oregon
12	327	Brian Clark	G	Clemson

1983

Rd.	No.	Name	Pos.	School
1	4	Chris Hinton	G	Northwestern
2	31	Mark Cooper	T	Miami (Fla.)
3	60	Clinton Sampson	WR	San Diego State
5a	116	Weedy Harris	LB	Houston
5b	125	Bruce Baldwin	CB	Harding
6	143	Victor Hefflin	CB	Delaware State
7	172	Myron Dupree	CB	N. Carolina Cent.
8	197	Gary Kubiak	QB	Texas A&M
9	228	Brian Hawkins	CB	San Jose State
10	254	Walt Bowyer	DE	Arizona State
11	283	Don Bailey	C	Miami (Fla.)
12	310	Karl Mecklenburg	NT/DE	Minnesota

1984

Rd.	No.	Name	Pos.	School
2	46	Andre Townsend	NT/DE	Mississippi
3	78	Tony Lilly	S	Florida
4	89	Randy Robbins	CB	Arizona
6	159	Aaron Smith	LB	Utah State
7	186	Clarence Kay	TE	Georgia
8a	207	Winford Hood	G	Georgia
8b	218	Scott Garnett	NT	Washington
9	245	Chris Brewer	RB	Arizona
10	272	Bobby Micho	TE	Texas
11	298	Gene Lang	RB	Louisiana State
12	326	Murray Jarman	WR	Clemson

1984 SUPPLEMENTAL DRAFT

Rd.	No.	Name	Pos.	School
1	19	Freddie Gilbert	DE	Georgia
2	46	Rick Massie	WR	Kentucky
3	78	Reggie Smith	T	Kansas

1985

Rd.	No.	Name	Pos.	School
1	26	Steve Sewell	RB	Oklahoma
2a	31	Vance Johnson	WR	Arizona
2b	54	Simon Fletcher	DE	Houston
4	110	Keili McGregor	TE	Colorado State
5	139	Billy Hinson	G	Florida
7	194	Dallas Cameron	NT	Miami (Fla.)
8	222	Eric Riley	CB	Florida State
9	249	Daryl Smith	CB	North Alabama
10a	269	Buddy Funck	QB	New Mexico
10b	278	Ron Anderson	LB	Southern Methodist
11	306	Gary Rolle	WR	Florida
12	334	Dan Lynch	G	Washington State

1986

Rd.	No.	Name	Pos.	School
4	104	Jim Juriga	G	Illinois
5	134	Tony Colorito	NT	So. California
6a	151	Orson Mobley	TE	Salem College (W.V.)
6b	161	Mark Jackson	WR	Purdue
7	188	Ray Phillips	LB	N. Carolina St.
8	217	Bruce Klostermann	LB	S. Dakota St.
9	247	Joe Thomas	WR	Miss. Valley St.
10	271	Victor Hall	TE	Jackson State
11	301	Thomas Dendy	RB	South Carolina

ALL-TIME DRAFT CHOICES, CONT.

1987

Rd.	No.	Name	Pos.	School
1	27	Ricky Nattiel	WR	Florida
3	86	Michael Brooks	LB	Louisiana State
4	111	Marc Munford	LB	Nebraska
6	167	Warren Marshall	RB	James Madison
7	194	Wilbur Strozier	TE	Georgia
8	222	Dan Morgan	G	Penn State
9	250	Bruce Plummer	CB	Mississippi State
10	278	Rafe Wilkinson	LB	Richmond
11a	299	Steve Roberts	DE	Washington
11b	306	Tommy Neal	RB	Maryland
12	334	Tyrone Braxton	CB	North Dakota St.

1988

Rd.	No.	Name	Pos.	School
1	26	Ted Gregory	NT	Syracuse
2	45	Gerald Perry	T	Southern
3	79	Kevin Guidry	CB	Louisiana State
5	136	Corris Ervin	CB	Central Florida
7a	174	Pat Kelly	TE	Syracuse
7b	192	Garry Frank	G	Mississippi State
9	248	Mel Farr Jr.	RB	UCLA
10	268	Channing Williams	RB	Arizona
11	304	Richard Calvin	RB	Washington State
12	332	Johnny Carter	NT	Grambling

1989

Rd.	No.	Name	Pos.	School
1	20	Steve Atwater	S	Arkansas
2a	41	Doug Widell	G/T	Boston College
2b	47	Warren Powers	DE	Maryland
3	69	Darrell Hamilton	T	North Carolina
4	97	Jake McCullough	DE	Clemson
5	132	Darren Carrington	CB	Northern Arizona
6	152	Anthony Stafford	WR	Oklahoma
7	180	Melvin Bratton	RB	Miami (Fla.)
8	208	Paul Green	TE	So. California
9a	236	Monte Smith	G	North Dakota
9b	241	Wayne Williams	RB	Florida
10	264	Anthony Butts	NT	Mississippi State
11	292	Richard Shelton	CB	Liberty
12	320	John Javis	WR	Howard

1989 SUPPLEMENTAL DRAFT

Rd.	No.	Name	Pos.	School
1		Bobby Humphrey	RB	Alabama

1990

Rd.	No.	Name	Pos.	School
2	52	Alton Montgomery	DB	Houston
4	92	Jeroy Robinson	LB	Texas A&M
5a	111	Jeff Davidson	G	Ohio State
5b	136	Le-Lo Lang	DB	Washington
6	164	Ronnie Haliburton	TE	Louisiana State
7	192	Shannon Sharpe	WR	Savannah State
8	219	Brad Leggett	C	So. California
9	247	Todd Ellis	QB	South Carolina
10a	259	James Szymanski	DE	Michigan State
10b	275	Anthony Thompson	LB	East Carolina

1991

Rd.	No.	Name	Pos.	School
1	4	Mike Croel	LB	Nebraska
2	30	Reggie Johnson	TE	Florida State
3	61	Keith Traylor	LB	Central State (Okla.)
4	89	Derek Russell	WR	Arkansas
5	115	Greg Lewis	RB	Washington
6	142	Nick Subis	T/C	San Diego State
8	200	Kenny Walker	DE	Nebraska
9	227	Don Gibson	NT	So. California
10	253	Curtis Mayfield	WR	Oklahoma State
11	284	Shawn Moore	QB	Virginia

1992

Rd.	No.	Name	Pos.	School
1	25	Tommy Maddox	QB	UCLA
2	54	Shane Dronett	DE	Texas
4	110	Chuck Johnson	T/G	Texas
5	137	Frank Robinson	CB	Boise State
7a	170	Ron Geater	DE	Iowa
7b	181	Jim Johnson	T	Michigan State
7c	193	Jon Bostick	WR	Nebraska
8	208	Dietrich Lockridge	T/G	Jackson State
9	249	Muhammad Oliver	CB	Oregon
10	278	Bob Meeks	C/T	Auburn
11	305	Cedric Tillman	WR	Alcorn State
11	306	Ed Tillison	RB	N.W. Missouri St.
12	334	John Granby	CB/S	Virginia Tech

1993

Rd.	No.	Name	Pos.	School
1	11	Dan Williams	DE	Toledo
2	43	Glyn Milburn	RB	Stanford
3a	69	Rondell Jones	S	North Carolina
3b	70	Jason Elam	P/K	Hawaii
4	98	Jeff Robinson	DE	Idaho
5	126	Kevin Williams	RB	UCLA
6	154	Melvin Bonner	WR	Baylor
7a	169	Clarence Williams	TE	Washington State
7b	182	Tony Kimbrough	WR	Jackson State
7c	210	Brian Stablein	WR	Ohio State

1994

Rd.	No.	Name	Pos.	School
2	51	Allen Aldridge	LB	Houston
4	123	Randy Fuller	CB	Tennessee State
7a	210	Keith Burns	LB	Oklahoma State
7b	212	Butler By'not'e	RB	Ohio State
7c	218	Tom Nalen	C	Boston College

1995

Rd.	No.	Name	Pos.	School
4a	121	Jamie Brown	T	Florida A&M
4b	124	Ken Brown	LB	Virginia Tech
5	146	Phil Yeboah-Kodie	LB	Penn State
6a	182	Fritz Fequiere	G	Iowa
6b	196	Terrell Davis	RB	Georgia
7a	218	Steve Russ	LB	Air Force
7b	222	Byron Chamberlain	WR	Wayne State (Mich.)

1996

Rd.	No.	Name	Pos.	School
1	15	John Mobley	LB	Kutztown
2	44	Tory James	CB	Louisiana State
3a	65	Detron Smith	FB	Texas A&M
3b	78	Mark Campbell	DT	Florida
4a	100	Jeff Lewis	QB	Northern Arizona
4b	122	Darrius Johnson	CB	Oklahoma
5	149	Patrick Jeffers	WR	Virginia
6	181	Tony Veland	S	Nebraska
7a	213	Leslie Ratliffe	T	Tennessee
7b	226	Chris Banks	G	Kansas
7c	235	L.T. Levine	RB	Kansas
7d	236	Brian Gragert	P	Wyoming

1997

Rd.	No.	Name	Pos.	School
1	28	Trevor Pryce	DT	Clemson
3	67	Dan Neil	G/C	Texas
4	124	Cory Gilliard	S	Ball State

1998

Rd.	No.	Name	Pos.	School
1	30	Marcus Nash	WR	Tennessee
2	61	Eric Brown	S	Mississippi State
3	91	Brian Griese	QB	Michigan
4	122	Curtis Alexander	RB	Alabama
5	153	Chris Howard	RB	Michigan
7a	200	Trey Teague	T	Tennessee
7b	219	Nate Wayne	LB	Mississippi

1999

Rd.	No.	Name	Pos.	School
1	31	Al Wilson	LB	Tennessee
2a	58	Montae Reagor	DE	Texas Tech
2b	61	Lennie Friedman	G	Duke
3a	67	Chris Watson	CB	Eastern Illinois
3b	93	Travis McGriff	WR	Florida
4	127	Olandis Gary	RB	Georgia
5a	158	David Bowns	LB	Western Illinois
5b	167	Darwin Brown	CB	Texas Tech
6a	179	Desmond Clark	TE	Wake Forest
6b	204	Chad Plummer	WR	Cincinnati
7a	218	Billy Miller	WR	So. California
7b	238	Justin Swift	TE	Kansas State

2000

Rd.	No.	Name	Pos.	School
1	15	Deltha O'Neal	CB	California
2a	40	Ian Gold	LB	Michigan
2b	45	Kenoy Kennedy	S	Arkansas
3	70	Chris Cole	WR	Texas A&M
4a	101	Jerry Johnson	DT	Florida State
4b	112	Cooper Carlisle	G/T	Florida
5	154	Muneer Moore	WR	Richmond
6	189	Mike Anderson	RB	Utah
7a	214	Jarious Jackson	QB	Notre Dame
7b	246	Leroy Fields	WR	Jackson State

2001

Rd.	No.	Name	Pos.	School
1	24	Willie Middlebrooks	CB	Minnesota
2	51	Paul Toviss	DE	Marshall
3	87	Reggie Hayward	DE	Iowa State
4a	113	Ben Hamilton	C	Minnesota
4b	120	Nick Harris	P	California
6	190	Kevin Kasper	WR	Iowa

2002

Rd.	No.	Name	Pos.	School
1	19	Ashley Lelie	WR	Hawaii
2	51	Clinton Portis	RB	Miami (Fla.)
3	96	Dorsett Davis	DT	Mississippi State
4	131	Sam Brandon	S	Nevada-Las Vegas
5	144	Herb Haygood	WR	Michigan State
6	191	Jeb Putzier	TE	Boise State
7a	228	Chris Young	S	Georgia Tech
7b	231	Monsanto Pope	DT	Virginia

2003

Rd.	No.	Name	Pos.	School
1	20	George Foster	T	Georgia
2	51	Terry Pierce	LB	Kansas State
4a	108	Quentin Griffin	RB	Oklahoma
4b	114	Nick Eason	DT	Clemson
5a	128	Bryant McNeal	DE	Clemson
5a	157	Ben Claxton	C	Mississippi
5b	158	Adrian Madise	WR	Texas Christian
6	194	Aaron Hunt	DE	Texas Tech
7a	227	Clint Mitchell	DE	Florida
7b	235	Ahmaad Galloway	RB	Alabama

2004

Rd.	No.	Name	Pos.	School
1	17	D.J. Williams	LB	Miami (Fla.)
2a	41	Tatum Bell	RB	Oklahoma State
2b	54	Darius Watts	WR	Marshall
3	85	Jeremy LeSueur	CB	Michigan
5	152	Jeff Shoate	CB	San Diego State
6a	171	Triandos Luke	WR	Alabama
6b	190	Josh Sewell	C	Nebraska
7a	225	Matt Mauck	QB	Louisiana State
7b	247	Brandon Mirree	RB	Pittsburgh
7c	250	Bradlee Van Pelt	QB	Colorado State

2005

Rd.	No.	Name	Pos.	School
2	56	Darrent Williams	CB	Oklahoma State
3a	76	Karl Paymah	CB	Washington State
3b	97	Domonique Foxworth	CB	Maryland
3c	101	Maurice Claret	RB	Ohio State
6	200	Chris Myers	OL	Miami (Fla.)
7	239	Paul Ernster	K	Northern Arizona

2006

Rd.	No.	Name	Pos.	School
1	11	Jay Cutler	QB	Vanderbilt
2	61	Tony Scheffler	TE	Western Michigan
4a	119	Brandon Marshall	WR	Central Florida
4b	126	Elvis Dumervil	DE	Louisville
4c	130	Domenik Hixon	WR	Akron
5	161	Chris Kuper	G	North Dakota
6	198	Greg Eslinger	C	Minnesota

2007

Rd.	No.	Name	Pos.	School
1	17	Jarvis Moss	DE	Florida
2	56	Tim Crowder	DE	Texas
3	70	Ryan Harris	T	Notre Dame
4	121	Marcus Thomas	DT	Florida

2008

Rd.	No.	Name	Pos.	School
1	12	Ryan Clady	T	Boise State
2	42	Eddie Royal	WR	Virginia Tech
4a	108	Kory Lichtensteiger	C	Bowling Green State
4b	119	Jack Williams	CB	Kent State
5a	139	Ryan Torain	RB	Arizona State
5b	148	Carlton Powell	DT	Virginia Tech
6	183	Spencer Larsen	LB	Arizona
7a	220	Josh Barrett	S	Arizona State
7b	227	Peyton Hillis	FB	Arkansas

2009

Rd.	No.	Name	Pos.	School
1a	12	Knowshon Moreno	RB	Georgia
1b	18	Robert Ayers	DE	Tennessee
2a	37	Alphonso Smith	CB	Wake Forest
2b	48	Darcel McBath	S	Texas Tech
2c	64	Richard Quinn	TE	North Carolina
4a	114	David Bruton	S	Notre Dame
4b	132	Seth Olsen	G	Iowa
5	141	Kenny McKinley	WR	South Carolina
6	174	Tom Brandstater	QB	Fresno State
7	225	Blake Schlueter	C	Texas Christian

2010

Rd.	No.	Name	Pos.	School
1a	22	Demaryius Thomas	WR	Georgia Tech
1b	25	Tim Tebow	QB	Florida
2	45	Zane Beadles	G	Utah
3a	80	J.D. Walton	C	Baylor
3b	87	Eric Decker	WR	Minnesota
5	137	Perrish Cox	CB	Oklahoma State
6	183	Eric Olsen	C	Notre Dame
7a	225	Syd'Quan Thompson	CB	California
7b	232	Jammie Kirlew	LB	Indiana

2011

Rd.	No.	Name	Pos.	School
1	2	Von Miller	LB	Texas A&M
2a	45	Rahim Moore	S	UCLA
2b	46	Orlando Franklin	T	Miami (Fla.)
3	67	Nate Irving	LB	North Carolina St.
4	108	Quinton Carter	S	Oklahoma
4b	129	Julius Thomas	TE	Portland State
6	189	Mike Mohamed	LB	California
7a	204	Virgil Green	TE	Nevada
7b	247	Jeremy Beal	DE	Oklahoma

ALL-TIME DRAFT CHOICES, CONT.

2012				
Rd.	No.	Name	Pos.	School
2a	36	Derek Wolfe	DT	Cincinnati
2b	57	Brock Osweiler	QB	Arizona State
3	67	Ronnie Hillman	RB	San Diego State
4a	101	Omar Bolden	CB	Arizona State
4b	108	Philip Blake	C	Baylor
5	137	Malik Jackson	DE	Tennessee
6	188	Danny Trevathan	LB	Kentucky

2013				
Rd.	No.	Name	Pos.	School
1	28	Sylvester Williams	DT	North Carolina
2	58	Montee Ball	RB	Wisconsin
3	90	Kayvon Webster	CB	South Florida
5a	146	Quanterus Smith	DE	Western Kentucky
5b	161	Tavarres King	WR	Georgia
6	173	Vinston Painter	T	Virginia Tech
7	234	Zac Dysert	QB	Miami (Ohio)

2014				
Rd.	No.	Name	Pos.	School
1	31	Bradley Roby	CB	Ohio State
2	56	Cody Latimer	WR	Indiana
3	95	Michael Schofield	OL	Michigan
5	156	Lamin Barrow	LB	Louisiana State
6	207	Matt Paradis	C	Boise State
7	242	Corey Nelson	LN	Oklahoma

2015				
Rd.	No.	Name	Pos.	School
1	23	Shane Ray	LB	Missouri
2	59	Ty Sambrailo	T	Colorado State
3	92	Jeff Heurman	TE	Ohio State
4	133	Max Garcia	C/G	Florida
5	164	Lorenzo Doss	CB	Tulane
6	203	Darius Kilgo	DT	Maryland
7a	250	Trevor Siemian	QB	Northwestern
7b	251	Taurean Nixon	CB	Tulane
7c	252	Josh Furman	S	Oklahoma State

2016				
Rd.	No.	Name	Pos.	School
1	26	Paxton Lynch	QB	Memphis
2	63	Adam Gotsis	DT	Georgia Tech
3	98	Justin Simmons	S	Boston College
4	136	Devontae Booker	RB	Utah
5	144	Connor McGovern	G	Missouri
6a	176	Andy Janovich	FB	Nebraska
6b	219	Will Parks	S	Arizona
7	228	Riley Dixon	P	Syracuse

2017				
Rd.	No.	Name	Pos.	School
1	20	Garett Bolles	T	Utah
2	51	DeMarcus Walker	DE	Florida State
3a	82	Carlos Henderson	WR	Louisiana Tech
3b	101	Brendan Langley	CB	Lamar
5a	145	Jake Butt	TE	Michigan
5b	172	Isaiah McKenzie	WR	Georgia
6	203	De'Angelo Henderson	RB	Coastal Carolina
7	253	Chad Kelly	QB	Mississippi

2018				
Rd.	No.	Name	Pos.	School
1	5	Bradley Chubb	OLB	N.C. State
2	40	Courtland Sutton	WR	Southern Methodist
3a	71	Royce Freeman	RB	Oregon
3b	99	Isaac Yiadom	CB	Boston College
4a	106	Josey Jewell	LB	Iowa
4b	113	DaeSean Hamilton	WR	Penn State
5	156	Troy Fumagalli	TE	Wisconsin
6a	183	Sam Jones	C	Arizona State
6b	217	Keishawn Bierria	LB	Washington
7	226	David Williams	RB	Arkansas

2019				
Rd.	No.	Name	Pos.	School
1	20	Noah Fant	TE	Iowa
2a	41	Dalton Risner	OL	Kansas State
2b	42	Drew Lock	QB	Missouri
3	71	Dre'Mont Jones	DL	Ohio State
5	156	Justin Hollins	LB	Oregon
6	187	Juwann Winfree	WR	Colorado

2020				
Rd.	No.	Name	Pos.	School
1	15	Jerry Jeudy	WR	Alabama
2	46	KJ Hamler	WR	Penn State
3a	77	Michael Ojemudia	CB	Iowa
3b	83	Lloyd Cushenberry III	C	Louisiana State
3c	95	McTelvin Agim	DL	Arkansas
4	118	Albert Okwuegbunam	TE	Missouri
5	178	Justin Strnad	LB	Wake Forest
6	181	Netane Muti	G	Fresno State
7a	252	Tyrie Cleveland	WR	Florida
7b	254	Derrek Tuszka	OLB	North Dakota State

2021				
Rd.	No.	Name	Pos.	School
1	9	Pat Surtain II	CB	Alabama
2	35	Jayonte Williams	RB	North Carolina
3a	98	Quinn Meinerz	G	Wis.-Whitewater
3b	105	Baron Browning	LB	Ohio State
5a	152	Caden Sterns	S	Texas
5b	164	Jamar Johnson	S	Indiana
6	219	Seth Williams	WR	Auburn
7a	237	Kary Vincent Jr.	CB	LSU
7b	239	Jonathon Cooper	LB	Ohio State
7c	253	Marquiss Spencer	DE	Miss. State

2022				
Rd.	No.	Name	Pos.	School
2	64	Nik Bonitto	OLB	Oklahoma
3	80	Greg Dulcich	TE	UCLA
4a	115	Damarri Mathis	CB	Pittsburgh
4b	116	Eyioma Uwazurike	DL	Iowa State
5a	152	Delarrin Turner-Yell	S	Oklahoma
5b	162	Montrell Washington	WR	Samford
5c	171	Luke Wattenberg	C	Washington
6	206	Matt Henningsen	DE	Wisconsin
7	232	Faion Hicks	CB	Wisconsin

2023				
Rd.	No.	Name	Pos.	School
2	63	Marvin Mims Jr.	WR	Oklahoma
3a	67	Drew Sanders	LB	Arkansas
3b	83	Riley Moss	DB	Iowa
6	183	JL Skinner	S	Boise State
7	257	Alex Forsyth	C	Oregon

MISCELLANEOUS PLAYER MOVEMENT HISTORY

EQUALIZATION, EXPANSION DRAFTS

- 1962 — **AFL Equalization Draft:** Broncos obtain OG John Denvir from San Diego, OE Jerry Richardson from San Diego, QB Richie Lucas from Buffalo, DT Ike Lassiter from Dallas and HB Charles Bolden from Houston.
- 1966 — **Expansion Draft:** Broncos lost LB Tom Erlandson, DE Ed Cooke, OG Tommy Nomina and DB John McGeever to Miami.
- 1968 — **Expansion Draft:** Broncos lost RB Cookie Gilchrist, OG Pat Matson, LB Henry Sorrell, RB Mike Kellogg and DB Lonnie Wright to Cincinnati.
- 1976 — **Expansion Draft:** Broncos lost T Mike Current and DT Bubba Bridges to Tampa Bay and DB Steve Taylor to Seattle.
- 1995 — **Expansion Draft:** Broncos lost WR Cedric Tillman to Jacksonville and FS Charles Swann to Carolina.
- 1999 — **Expansion Draft:** Broncos lost WR Justin Armour to Cleveland.

PLAN B FREE AGENT SIGNINGS/LOSSES (1989-92)

- 1989 — **Signed:** T Paul Blair (Chi.), DE Alphonso Carreker (G.B.), T Bill Contz (N.O.), TE Doug Cosbie (Dal.), LB Scott Curtis (Phi.), RB Kerry Goode (T.B.), CB Wymon Henderson (Min.), LB Blake Peterson (Was.), RB Reggie Ware (L.A. Raiders), CB Dennis Woodberry (Was.), WR Michael Young (L.A. Rams). **Lost:** DE Walt Bowyer (K.C.), WR Sam Graddy (L.A. Raiders), WR Jason Johnson (Pit.).
- 1990 — **Signed:** LB Ty Allert (Phi.), RB Lorenzo Hampton (Mia.), WR Jason Johnson (Pit.), TE David Little (Phi.), DE Mark Miraz (L.A. Raiders), CB Elliott Smith (S.D.), LB Rod Stephens (Sea.), TE Chris Verhulst (Hou.), DE Robb White (N.Y. Giants). **Lost:** TE Pat Kelly (N. Y. Jets), LB Bruce Klostermann (L. A. Raiders), C Mike Ruether (Atl.), LB Randy Thornton (N.Y. Giants).
- 1991 — **Signed:** CB Charles Dimry (Atl.), G Crawford Ker (Dal.), FB Robert Perryman (Dal.). **Lost:** LB Marc Munford (K.C.), RB Kerry Porter (Hou.).
- 1992 — **Signed:** TE Robert Await (Dal.), G/T Elbert Crawford (N.E.), QB Steve Pelleur (K.C.), T Frank Pollack (S.F.). **Lost:** S Randy Robbins (N.E.).

UNRESTRICTED FREE AGENT SIGNINGS/LOSSES (1993-2022)

- 1993 — **Signed:** RB Rod Bernstine (S.D.), RB Robert Delpino (L.A. Rams), G Brian Habib (Min.), T Don Maggs (Hou.), LB Dave Wymon (Sea.). **Lost:** LB Michael Brooks (N.Y. Giants), WR Mark Jackson (N.Y. Giants).
- 1994 — **Signed:** WR Jeff Campbell (Det.), CB Ray Crockett (Det.), LB Richard Harvey (Buf.), CB Randy Hilliard (Cle.), WR Anthony Miller (S.D.). **Lost:** WR Vance Johnson (S.D.).
- 1995 — **Signed:** RB Aaron Craver (Mia.), LB Britt Hager (Phi.), S Tim Hauck (G.B.), DT James Jones (Cle.), OL Bill Lewis (Ari.), DT Mike Lodish (Buf.), WR Ed McCaffrey (S.F.), T Reggie McElroy (Min.), QB Bill Musgrave (S.F.), DT Michael Dean Perry (Cle.), G Mark Schlereth (Was.), T Bill Schultz (Hou.), CB Eric Thomas (N.Y. Jets), T Broderick Thompson (Phi.), CB Lionel Washington (L.A. Raiders). **Lost:** LB Richard Harvey (N.O.), T Kirk Scrafford (S.F.), DT Ted Washington (Buf.), C/G Dave Widell (Jac.).
- 1996 — **Signed:** CB Toi Cook (N.O.), DT Jumpy Geathers (Atl.), RB Vaughn Hebron (Phi.), LB Bill Romanowski (Phi.), WR Mike Sherrard (N.Y. Giants), DE Aaron Wallace (Oak.), DE Alfred Williams (S.F.). **Lost:** DT Shane Dronett (Atl.).
- 1997 — **Signed:** LB Arnold Ale (S.D.), WR Flipper Anderson (Was.), QB Bubby Brister, S Dedrick Dodge (S.F.), CB Darrien Gordon (S.D.), WR Willie Green (Car.), FB Howard Griffith (Car.), RB Derek Loville (S.F.), RB Anthony Lynn (S.F.), LB Godfrey Myles (Dal.), DE Neil Smith (K.C.), T Harry Swayne (S.D.), DT Keith Traylor (K.C.). **Lost:** RB Aaron Craver (S.D.), S Tim Hauck (Sea.), S Rondell Jones (Bal.), DE Jeff Robinson (Stl.), OL Ralph Tamm (K.C.).
- 1998 — **Signed:** QB Doug Nussmeier (N.O.), DE Marvin Washington (S.F.). **Lost:** LB Allen Aldridge (Det.), G Brian Habib (Sea.).
- 1999 — **Signed:** T Tony Berti (Sea.), CB Dale Carter (K.C.), DE Carl Reeves (Chi.). **Lost:** LB Keith Burns (Chi.), WR Willie Green (Mia.), T Harry Swayne (Bal.), DE Marvin Washington (S.F.).
- 2000 — **Signed:** DE Lester Archambeau (Atl.), G David Diaz-Infante (Phi.), QB Gus Frerotte (Det.), DT Bob Kuberski (N.E.), CB Jeremy Lincoln (N.Y. Giants), LB Ricardo McDonald (Chi.), DE Kavika Pittman (Dal.), CB Darryl Pounds (Was.). **Lost:** DT Paul Gasmanis (Phi.), CB Tony James (Oak.), TE Shannon Sharpe (Bal.).
- 2001 — **Signed:** T Ethan Brooks (Ari.), FB Tony Carter (N.E.), LB Henri Crockett (Atl.), T Todd Fordham (Jac.), TE Patrick Hape (T.B.), WR Eddie Kennison (Chi.), DT Leon Lett (Dal.), CB Denard Walker (Ten.). **Lost:** CB Ray Crockett (K.C.), TE Byron Chamberlain (Min.).
- 2002 — **Signed:** DT Lionel Dalton (Bal.), LB Terry Kilens (S.F.), S Izell Reese (Dal.), T Ephraim Salaam (Atl.). **Lost:** CB Eric Davis (Det.), QB Gus Frerotte (Cin.), T Trey Teague (Buf.).
- 2003 — **Signed:** DT Daryl Gardener (Was.), G Heath Irwin (Stl.), QB Jake Plummer (Ari.). **Lost:** RB Olandis Gary (Buf.), CB Tyrone Poole (N.E.), DT Montae Reagor (Ind.), Izell Reese (Buf.).
- 2004 — **Signed:** DE Marco Coleman (Phi.), T Cornell Green (T.B.), QB Mike Quinn (Hou.), TE O.J. Santiago (Oak.), TE Jed Weaver (S.F.). **Lost:** DE Bertrand Berry (Ari.), LB Keith Burns (T.B.), WR Chris Cole (Oak.), LB Ian Gold (T.B.).
- 2005 — **Signed:** TE Stephen Alexander (Det.), LB Keith Burns (T.B.), RB Ron Dayne (N.Y. Giants), G Cameron Spikes (Ari.). **Lost:** DE Reggie Hayward (Jac.), S Kenoy Kennedy (Det.), LB Donnie Spragan (Mia.).
- 2006 — **Signed:** LB Nate Webster (Cin.). **Lost:** DT Monsanto Pope (NYJ).
- 2007 — **Signed:** TE Daniel Graham (N.E.), LB Warrick Holdman (Was.), G Montrae Holland (N.O.), LB D.D. Lewis (Sea.), P Todd Sauerbrun (N.E.), RB Paul Smith (Stl.). **Lost:** G Cooper Carlisle (Oak.), DE Patrick Chukwurah (T.B.), DT Michael Myers (Cin.).
- 2008 — **Signed:** LB Boss Bailey (Det.), WR Keary Colbert (Car.), LB Niko Koutouvides (Sea.), S Marquand Manuel (Car.), WR Samie Parker (K.C.), RB Michael Pittman (T.B.), C Casey Wiegmann (K.C.). **Lost:** K Jason Elam (Atl.), S Nick Ferguson (Hou.).
- 2009 — **Signed:** RB J.J. Arrington (Ari.), RB Correll Buckhalter (Phi.), LB Andra Davis (Cle.), S Brian Dawkins (Phi.), DT Ronald Fields (S.F.), WR Jabar Gaffney (N.E.), CB André Goodman (Mia.), T Brandon Gorin (Stl.), S Renaldo Hill (Mia.), RB LaMont Jordan (N.E.), LS Lonie Paxton (N.E.), DL/LB Darrell Ired (Ind.), QB Chris Simms (Ten.), G Scott Young (Cle.). **Lost:** CB Karl Paymah (Min.).
- 2010 — **Signed:** DL Justin Bannan (Bal.), DL Jarvis Green (N.E.), CB Nate Jones (Mia.). **Lost:** G/C Ben Hamilton (Sea.), DL Vonnie Holliday (Was.).
- 2011 — **Signed:** TE Daniel Fells (Stl.), TE Dante Rosario (Car.), DT Marcus Thomas (Den.). **Lost:** OL Ryan Harris (Phi.), DL Ronald Fields (Car.).
- 2012 — **Signed:** S Mike Adams (Cle.), WR Andre Caldwell (Chi.), TE Joel Dreessens (Hou.), CB Saleb Hanie (Chi.), CB Tracy Porter (N.O.), TE Jacob Tamme (Ind.). **Lost:** DT Brodrick Bunkley (N.O.), TE Daniel Fells (N.E.), LB Mario Haggan (Stl.), Derrick Harvey (Cin.), FB Spencer Larsen (N.E.), QB Brady Quinn (K.C.), TE Dante Rosario (S.D.), WR Eddie Royal (S.D.), CB Jonathan Wilhite (Chi.).
- 2013 — **Signed:** DT Terrance Knighton (Jac.), LB Shaun Phillips (S.D.), CB Dominique Rodgers-Cromartie (Phi.), G Louis Vasquez (S.D.), WR Wes Welker (N.E.). **Lost:** FB Chris Gronkowski (S.D.), S Jim Leonhard (N.O.), CB Tracy Porter (Oak.), WR Matthew Willis (Det.).
- 2014 — **Signed:** WR Emmanuel Sanders (Pit.), CB Aqib Talib (N.E.), S T.J. Ward (Cle.). **Lost:** S Mike Adams (Ind.), DE Robert Ayers (NYG), G Zane Beadles (Jac.), WR Eric Decker (NYJ), WR Trindon Holliday (NYG), DE Jeremy Mincey (Dal.), RB Knowshon Moreno (Mia.), DE Shaun Phillips (Ten.), CB Dominique Rodgers-Cromartie (NYG), LB Wesley Woodyard (Ten.).

UYA SIGNINGS / LOSSES CONT.

- 2015** — **Signed:** TE Owen Daniels (Bal.), S Darian Stewart (Bal.). **Lost:** G Orlando Franklin (S.D.), LB Nate Irving (Ind.), DT Terrance Knighton (Was.), C Will Montgomery (Chi.), S Rahim Moore (Hou.), TE Jacob Tamme (Atl.), TE Julius Thomas (Jac.), DT Mitch Unrein (S.D.), WR Wes Welker.
- 2016** — **Signed:** DE Jared Crick (Hou.), T Russell Okung (Sea.), S Brandian Ross (Oak.), T Donald Stephenson (K.C.), LB Dekoda Watson (N.E.). **Lost:** S Omar Bolden (Chi.), S David Bruton Jr. (Was.), WR Andre Caldwell (Det.), TE Vernon Davis (Was.), T Ryan Harris (Pit.), DE Malik Jackson (Jac.), G Evan Mathis (Ari.), OLB Lerentee McCray (G.B.), Brock Osweiler (Hou.), ILB Danny Trevathan (Chi.).
- 2017** — **Signed:** G Ron Leary (Dal.), T Menelik Watson (Oak.), NT Domata Peko Sr. (Cin.), DL Zach Kerr (Ind.), OLB Kasim Edebali (N.O.). **Lost:** LS Thomas Gafford (N.O.), OLB Dekoda Watson (S.F.), CB Kayvon Webster (LAA), NT Sylvester Williams (Ten.).
- 2018** — **Signed:** QB Case Keenum (Den.), DL Clinton McDonald (T.B.). **Lost:** WR Bennie Fowler (Chi.), TE Virgil Green (LAC), WR Cody Latimer (NYG), ILB Corey Nelson (Phi.), QB Brock Osweiler (Mia.), Donald Stephenson (Cle.).
- 2019** — **Signed:** CB Bryce Callahan (Chi.), CB Kareem Jackson (Hou.), T Ja'Wuan James (Mia.). **Lost:** OLB Shaquill Barrett (T.B.), CB Trmaine Brock (Ari.), G Max Garcia (Ari.), TE Matt LaCosse (N.E.), ILB Brandon Marshall (Oak.), C Matt Paradis (Car.), CB Bradley Roby (Hou.), OL Billy Turner (G.B.).
- 2020** — **Signed:** DL Christian Covington (Dal.), QB Jeff Driskel (Det.), G Graham Glasgow (Det.), RB Melvin Gordon III (LAC), P Sam Martin (Det.), TE Nick Vannett (Pit.). **Lost:** RB Devontae Booker (L.V.), CB Chris Harris Jr. (LAC), LS Casey Kreiter (NYG), C Connor McGovern (NYJ), S Will Parks (Phi.), DE Derek Wolfe (Bal.).
- 2021** — **Signed:** RB Mike Boone (Min.), CB Ronald Darby (Was.). **Lost:** OLB Jeremiah Attaochu (Chi.), RB Phillip Lindsay (Hou.), T Elijah Wilkinson (Chi.), DE DeMarcus Walker (Hou.).
- 2022** — **Signed:** OLB Randy Gregory (Dal.), DL D.J. Jones (S.F.), LB Alex Singleton (Phi.), OL Billy Turner (G.B.), CB K'Waun Williams (S.F.). **Lost:** CB Bryce Callahan (LAC), CB Kyle Fuller (Bal.), CB Nate Hairston (Min.), ILB Micah Kiser (L.V.), LB Kenny Young (L.V.).
- 2023** — **Signed:** DE Zach Allen (Ari.), FB Michael Burton (K.C.), WR Marquez Callaway (N.O.), P Riley Dixon (LAR), C Kyle Fuller (Sea.), RB Tony Jones Jr. (Sea.), TE Chris Manhertz (Jac.), T Mike McGlinchey (S.F.), RB Samaje Perine (Cin.), G Ben Powers (Bal.), CB Tremon Smith (Hou.), QB Jarrett Stidham (L.V.). **Lost:** T Calvin Anderson (N.E.), FB/TE Andrew Beck (Hou.), LS Jacob Bobenmoyer (L.V.), RB Mike Boone (Hou.), RB Chase Edmonds (T.B.), G Graham Glasgow (Det.), DE Dre'Mont Jones (Sea.), RB Latavius Murray (Buf.), CB Darius Phillips (Hou.), QB Brett Rypien (LAR), TE Eric Saubert (Mia.), TE Eric Tomlinson (Hou.), OL Billy Turner (NYJ), DL DeShawn Williams (Car.).

BRONCOS MAJOR TRADE HISTORY

2023

- Obtained a 2nd-2023 (63 –WR Marvin Mims Jr.) and a 6th-2023 (183 –S JL Skinner) from Detroit in exchange for a 3rd-2023 (68 – QB Hendon Hooker) and a 5th-2023 (139 – Traded to Arizona).
 Obtained a 3rd-2023 (83 - DB Riley Moss) from Seattle in exchange for a 4th-2023 (108 - G Anthony Bradford) and a 3rd-2024.
 Obtained TE Adam Trautman and a 7th-2023 (257 – C Alex Forsyth) from New Orleans in exchange for a 6th-2023 (195 – WR A.T. Perry).

2022

- Obtained QB Russell Wilson and a 4th-2022 (116 – DT Eyioma Uwazurike) from Seattle in exchange for TE Noah Fant, DE Shelby Harris, QB Drew Lock, a 1st-2022 (9 – T Charles Cross), a 1st-2023 (5 – CB Devon Witherspoon), a 2nd-2022 (40 – EDGE Boye Mafe), a 2nd-2023 (37 – EDGE Derick Hall) and a 5th-2022 (145 – Traded to Kansas City).
 Obtained RB Chase Edmonds, a 1st-2023 (Traded to New Orleans) and a 4th-2024 from Miami in exchange for OLB Bradley Chubb and a 5th-2025.

2021

- Obtained QB Teddy Bridgewater from Carolina in exchange for a 6th-2021 (191 – DE Tarron Jackson).
 Obtained a 2nd-2021 (35 – RB Javonte Williams) and 6th-2021 (219 – WR Seth Williams) from Atlanta in exchange for a 2nd-2021 (40) and a 4th-2021 (114 - C Drew Dalman).
 Obtained a 3rd-2021 (76 - traded) and a 5th-2021 (164 – S Jamar Johnson) from the N.Y. Giants in exchange for a 3rd-2021 (71 - CB Aaron Robinson).
 Obtained a 3rd-2021 (98 – G Quinn Meinerz) and a 3rd-2021 (105 – LB Baron Browning) from New Orleans in exchange for a 3rd-2021 (76 - CB Paulson Adebbo).
 Obtained ILB Kenny Young and a 7th-2024 from the L.A. Rams in exchange for a 6th-2024
 Obtained a 2nd-2022 (64 – OLB Nik Bonitto) and 3rd-2022 (Traded to Indianapolis) from the L.A. Rams in exchange for OLB Von Miller
 Obtained a 6th-2022 (206 – G Matt Henningsen) from Philadelphia in exchange for CB Kary Vincent Jr.

2020

- Obtained CB A.J. Bouye from Jacksonville in exchange for a 4th-2020 (CB Josiah Scott).
 Obtained DL Jurrell Casey from Tennessee in exchange for a 7th-2020 (traded to Kansas City).
 Obtained a 7th-2021 from Cleveland in exchange for FB Andy Janovich.

2019

- Obtained QB Joe Flacco from Baltimore in exchange for a 4th-2019 (RB Justice Hill).
 Obtained a 6th-2020 from Washington in exchange for QB Case Keenum and a 6th-2020 (G Netane Muti).
 Obtained a 1st-2019 (TE Noah Fant), a 2nd-2019 (traded to Cincinnati) and a 3rd-2020 from Pittsburgh in exchange for a 1st-2019 (LB Devin Bush).
 Obtained a 2nd-2019 (Drew Lock) from Cincinnati in exchange for a 2nd-2019 (TE Drew Sample), a 4th-2019 (DT Wren Renell) and a 6th-2019 (RB Trayveon Williams).
 Obtained OLB Dekoda Watson and 6th-2019 (traded to Cincinnati) in exchange for a 5th-2019 (LB Dre Greenlaw).
 Obtained a 6th-2019 (WR Juwan Winfree) from Carolina in exchange for a 6th-2019 (T Denis Daley) and a 7th-2019 (WR Terry Godwin)
 Obtained a 3rd (DT McElvin Agim) and 4th-2020 (TE Albert Okwuegbunam) from San Francisco in exchange for WR Emmanuel Sanders and a 5th-2020 (traded to Washington).

2018

- Obtained a 5th-2019 from Minnesota in exchange for QB Trevor Siemian and a 7th-2018 (LB Devante Downs).
 Obtained a conditional 7th-2019 from N.Y. Giants in exchange for P Riley Dixon.
 Obtained T Jared Veldheer from Arizona in exchange for a 6th-2018 (CB Christian Campbell).
 Obtained S Su'a Cravens, a 4th-2018 (WR DaeSean Hamilton) and a 5th-2018 (traded to Seattle) in exchange for a 4th-2018 (S Troy Apke), a 5th-2018 (traded to San Francisco) and a 5th-2018 (DT Tim Settle).
 Obtained a 5th-2018 (TE Troy Fumagalli) and a 7th-2018 (RB David Williams) from Seattle in exchange for a 5th-2018 (P Michael Dickson).
 Obtained a 6th-2018 (G Sam Jones) and a 6th-2018 (LB Keishawn Bierria) from L.A. Rams in exchange for a 5th-2018 (DE Ogbornia Okoronkwo).

2017

Obtained a 4th-2018 from San Francisco in exchange for RB Kapri Bibbs and a 5th-2017.
 Obtained a 5th-2017 (TE Jake Butt) and a 5th-2017 (traded to Green Bay) from Cleveland in exchange for a 4th-2017 and a 7th-2017.
 Obtained a 5th-2017 (WR Isaiah McKenzie) from Green Bay in exchange for a 5th-2017 and a 7th-2017.
 Obtained a 5th-2018 (traded to Washington) from Atlanta in exchange for T Ty Sambrailo.
 Obtained G Allen Barbre from Philadelphia for a 7th-2019.

2016

Obtained a 6th-2016 (FB Andy Janovich) and a 6th-2017 (RB De'Angelo Henderson) from Tennessee in exchange for a 5th-2016 and a 7th-2016.
 Obtained a 1st-2016 (QB Paxton Lynch) from Seattle in exchange for a 1st-2016 and a 3rd-2016.
 Obtained QB Mark Sanchez from Philadelphia in exchange for a conditional draft choice in 2017.
 Obtained TE A.J. Derby from New England in exchange for a 5th

2015

Obtained TE Vernon Davis and a 7th-2016 (P Riley Dixon) from San Francisco in exchange for a 6th-2016 and a 6th-2017.
 Obtained a 1st-2015 (LB Shane Ray) from Detroit in exchange for C/G Manny Ramirez, a 1st-2015, a 5th-2015 and a 5th-2016.
 Obtained C/G Gino Gradkowski and a 5th-2016 (G Connor McGovern) from Baltimore in exchange for 4th-2016.

2014

Obtained K Brandon McManus from N.Y. Giants in exchange for a 4th-2015.
 Obtained a 2nd-2014 (WR Cody Latimer) and 7th-2014 (LB Corey Nelson) from San Francisco in exchange for a 2nd-2014, a 5th-2014 and a 4th-2015.
 Obtained a 5th-2014 (LB Lamin Barrow) and a 5th-2015 (CB Lorenzo Doss) from Chicago in exchange for a 4th-2014 and a 7th-2014.

2013

Obtained a 5th-2013 (DE Quanterus Smith) and 6th-2013 (T Vinston Painter) from Green Bay in exchange for a 4th-2013.

2012

Obtained a 4th-2012 (C Philip Blake) and a 6th-2012 (LB Danny Trevathan) from the N.Y. Jets in exchange for QB Tim Tebow and a 7th-2012.
 Obtained a 1st-2012 (traded to Tampa Bay) and a 4th-2012 (traded to Tampa Bay) from New England in exchange for a 1st-2012.
 Obtained a 2nd-2012 (DE Derek Wolfe) and a 4th-2012 (CB Omar Bolden) from Tampa Bay in exchange for a 1st-2012 and a 4th-2012.
 Obtained a 3rd-2012 (RB Ronnie Hillman) from Cleveland in exchange for a 3rd-2012 and a 4th-2012.

2011

Obtained a 2nd-2011 (S Rahim Moore), a 4th-2011 (S Quinton Carter) and a 5th-2011 (traded to Green Bay) from San Francisco in exchange for a 2nd-2011.
 Obtained a 4th-2011 (TE Julius Thomas) and a 7th-2011 (TE Virgil Green) from Green Bay in exchange for a 5th-2011 and a 6th-2011.
 Obtained DT Brodrick Bunkley from Philadelphia in exchange for a 6th-2012.
 Obtained a 5th-2012 (DE Malik Jackson) from St. Louis in exchange for WR Brandon Lloyd.

2010

Obtained QB Brady Quinn from Cleveland in exchange for RB Peyton Hillis, a 6th-2011 and a 5th-2012.
 Obtained a 2nd-2010 (traded to Baltimore) and a 2nd-2011 (T Orlando Franklin) from Miami in exchange for WR Brandon Marshall.
 Obtained a 5th-2010 (CB Perrish Cox) from Philadelphia through Cleveland in a three-way trade that sent TE Tony Scheffer to Detroit along with a 7th-2010 (traded to Philadelphia).
 Obtained a 1st-2010 (traded to Philadelphia) and a 4th-2010 (traded to New England) from San Francisco for a 1st-2010.
 Obtained a 1st-2010 (traded to Dallas via New England), a 3rd-2010 (traded to Baltimore) and a 3rd-2010 (WR Eric Decker) from Philadelphia in exchange for a 1st-2010.
 Obtained a 1st-2010 (WR Demaryius Thomas) from New England in exchange for a 1st-2010 and a 4th-2010.
 Obtained a 1st-2010 (QB Tim Tebow) from Baltimore in exchange for a 2nd-2010, a 3rd-2010 and a 4th-2010.
 Obtained a 7th-2010 (CB Syd'Quan Thompson) and a 7th-2010 (LB Jammie Kirlew) from Tampa Bay in exchange for a 5th-2011.
 Obtained LB Joe Mays from Philadelphia in exchange for RB J.J. Arrington.
 Obtained TE Dan Gronkowski from Detroit in exchange for CB Alphonso Smith.
 Obtained RB Laurence Maroney and a 6th-2011 (traded to Minnesota through Cleveland) from New England in exchange for a 4th-2011.

2009

Obtained QB Kyle Orton, a 1st-2009 (DE Robert Ayers), a 3rd-2009 (traded to Pittsburgh) and a 1st-2010 (traded to San Francisco) from Chicago in exchange for QB Jay Cutler and 5th-2009.
 Obtained a 2nd-2009 (CB Alphonso Smith) from Seattle in exchange for a 1st-2010.
 Obtained a 2nd-2009 (TE Richard Quinn) and a 4th-2009 (G Seth Olsen) from Pittsburgh in exchange for a 3rd-2009 and a 3rd-2009.
 Obtained a 5th-2009 (WR Kenny McKinley) from Baltimore through New England, Philadelphia and Cleveland in exchange for a 5th-2009 and a 6th-2009.
 Obtained a 6th-2009 (QB Tom Brandstater) from Detroit in exchange for a 7th-2009 and a 5th-2010.
 Obtained DL Le Kevin Smith and a 7th-2010 from New England (traded to Washington via Philadelphia and New England) in exchange for a 5th-2010.
 Obtained OL Russ Hochstein from New England in exchange for a 7th-2010.

2008

Obtained a 5th-2009 (traded to Chicago) from Seattle in exchange for WR Keary Colbert.
 Obtained a 7th-2009 (traded to Detroit) from Atlanta in exchange for CB Dominique Foxworth.
 Obtained a 5th-2010 from Dallas (traded to New Orleans through New England, Oakland and Jacksonville) in exchange for G Montré Holland.
 Obtained DT Dewayne Robertson from N.Y. Jets in exchange for a conditional 2009 draft pick (did not meet conditions).
 Obtained 6th-2008 (FB/LB Spencer Larsen) from Houston in exchange for C Chris Myers.

2007

Obtained a 5th-2008 (RB Ryan Torain) from Oakland in exchange for DT Gerard Warren.
 Obtained DT Jimmy Kennedy from St. Louis in exchange for a 6th-2008 (traded to Washington).
 Obtained a 4th-2007 (DT Marcus Thomas) from Minnesota in exchange for a 1st-2007, a 7th-2007 and a 3rd-2008.
 Obtained a 1st-2007 (DE Jarvis Moss) from Jacksonville in exchange for a 1st-2007, a 3rd-2007 and a 6th-2007.
 Obtained a 7th-2008 (FB Peyton Hillis) from Tampa Bay in exchange for QB Jake Plummer.
 Obtained CB Dré Bly and a 6th-2007 (traded to Minnesota) from Detroit in exchange for RB Tatum Bell, T George Foster and a 5th-2007.

2006

Obtained a 3rd-2007 (T Ryan Harris) and a 4th-2008 (CB Jack Williams) from Washington in a three-way trade in which Denver WR Ashley Lelie was sent to Atlanta.
 Obtained WR Javon Walker from Green Bay in exchange for a 2nd-2006 (traded to Atlanta).
 Obtained a 1st-2006 (QB Jay Cutler) from St. Louis in exchange for a 1st-2006 and a 3rd-2006.
 Obtained a 2nd-2006 (traded to Green Bay) and a 3rd-2006 (traded to St. Louis) from San Francisco in exchange for a 1st-2006.
 Obtained 1st-2006 (traded to St. Louis) from Atlanta in exchange for a 1st-2006, a 3rd-2006 and a 4th-2007.

MAJOR TRADES, CONT.

2005

Obtained DE John Engelberger from San Francisco in exchange for CB Willie Middlebrooks.
 Obtained P Todd Sauerbrun from Carolina in exchange for P Jason Baker and a 7th-2006.
 Obtained a 3rd-2005 (CB Karl Paymah), a 1st-2006 (traded to San Francisco), a 3rd-2006 (traded to St. Louis) and 4th-2006 (WR Brandon Marshall) from Washington in exchange for a 1st-2005.
 Obtained DE Ebenezer Ekuban and DT Michael Myers from Cleveland in exchange for RB Reuben Droughns.
 Obtained DT Gerard Warren from Cleveland in exchange for a 4th-2005.

2004

Obtained DT Ellis Johnson from Atlanta in exchange for CB Deltha O'Neal, a 1st-2004, a 4th-2004, and a 4th-2004.
 Obtained a 1st-2004 (LB D.J. Williams) from Cincinnati in exchange for CB Deltha O'Neal, a 1st-2004, a 4th-2004, and a 4th-2004.
 Obtained CB Champ Bailey and a 2nd-2004 (RB Tatum Bell) from Washington in exchange for RB Clinton Portis.

2003

Obtained a 6th-2004 (WR Triandos Luke) from Washington in exchange for DT Lionel Dalton.
 Obtained a 4th-2003 (DE Bryant McNeal) and a 5th-2003 (C Ben Claxton) from New England in exchange for a 4th-2003.
 Obtained a 4th-2003 (RB Quentin Griffin), a 4th-2003 (traded to New England) and a 7th-2003 (DE Clint Mitchell) from Carolina in exchange for a 3rd-2003.

2002

Obtained a 4th-2002 (S Sam Brandon) and a 5th-2002 (WR Herb Haygood) from New England in exchange for a 4th-2002.
 Obtained a 3rd-2002 (DT Dorsett Davis) from Baltimore in exchange for a 4th-2002 and a 5th-2002.

2001

Obtained a 7th-2002 (S Chris Young) from Atlanta in exchange for LB Henri Crockett.
 Obtained a 4th-2002 (traded to Baltimore) from Atlanta in exchange for a 7th-2001, a 7th-2001 and a 7th-2001.
 Obtained a 2nd-2001 (DE Paul Toviessi) from Buffalo in exchange for a 2nd-2001 and a 4th-2001.

2000

Obtained a 4th-2001 (traded to Buffalo) from Buffalo in exchange for CB Chris Watson.
 Obtained a 4th-2001 (C Ben Hamilton) from Green Bay in exchange for LB Nate Wayne.
 Obtained WR Robert Scott from Green Bay in exchange for a conditional draft choice.
 Obtained a 5th-2000 (WR Muneer Moore) from Seattle in exchange for a 6th-2000 and a 7th-2000.
 Obtained a 1st-2000 (CB Deltha O'Neal) and a 2nd-2000 (S Kenoy Kennedy) from Baltimore in exchange for a 1st-2000.
 Obtained a 6th-2000 (RB Mike Anderson) from St. Louis in exchange for RB Derek Loville.
 Obtained S Billy Jenkins from St. Louis in exchange for a 5th-2000 and a 5th-2001.
 Obtained a 7th-2001 (traded to Atlanta) from Green Bay in exchange for LB David Bowens.

1999

Obtained a 7th-2000 (traded to Seattle) and a 7th-2001 (traded to Atlanta) from Washington in exchange for CB Tito Paul.
 Obtained RB John Avery from Miami in exchange for WR Marcus Nash.
 Obtained a 6th-1999 (TE Desmond Clark) and a 7th-1999 (WR Billy Miller) from Washington in exchange for a 5th-1999.
 Obtained a 3rd-1999 (CB Chris Watson) and a 4th-2000 (G/T Cooper Carlisle) from Carolina in exchange for QB Jeff Lewis.

1998

Obtained a 5th-1999 (DE/LB David Bowens) from Dallas in exchange for TE Kendell Watkins.
 Obtained a 7th-1998 (T Trey Teague) from Philadelphia in exchange for a 6th-1999.
 Obtained a 2nd-1999 (DE Montae Reagor) from San Francisco in exchange for T Jamie Brown.

1997

Obtained a 3rd-1997 (G Dan Neil) from N.Y. Jets for a 3rd-1997, a 6th-1997, a 7th-1997 and a 6th-1998.
 Obtained T Tony Jones from Baltimore for a 2nd-1997.

1996

Obtained WR Todd Kinchen from St. Louis for a 5th-1997.
 Obtained a 2nd-1996 (traded to Baltimore) and a 7th-1996 (P Brian Gragert) from Detroit in exchange for RB/KR Glyn Milburn.
 Obtained a 4th-1996 (S Darius Johnson), a 5th-1996 (WR Patrick Jeffers) and a 7th-1996 (RB L.T. Levine) from Carolina in exchange for a 4th-1996.

1995

Obtained a 4th-1995 (T Jamie Brown) and a 6th-1995 (RB Terrell Davis) from Minnesota in exchange for a 4th-1995.

1994

Obtained a 4th-1995 (LB Ken Brown) from L.A. Rams in exchange for QB Tommy Maddox.
 Obtained a 7th-1994 (C Tom Nalen) from N.Y. Giants in exchange for WR Arthur Marshall.
 Obtained WR Mike Pritchard and a 7th-1995 (TE Byron Chamberlain) from Atlanta in exchange for a 3rd-1994 and a 1st-1995.
 Obtained DT Ted Washington from San Francisco in exchange for a 5th-1994.
 Obtained CB Ben Smith from Philadelphia in exchange for a 3rd-1995 and a 5th-1996.

1993

Obtained T Gary Zimmerman from Minnesota in exchange for a 1st-1994, a 6th-1994 and a 2nd-1995.
 Obtained a 7th-1994 (Butler By'not'e) from Green Bay in exchange for G Doug Widell.
 Obtained a conditional draft choice from Minnesota in exchange for WR Vance Johnson.
 Obtained a 1st-1993 (Dan Williams) from Cleveland in exchange for a 1st-1993 and a 3rd-1993.
 Obtained a 3rd-1993 (Rondell Jones) from L.A. Raiders in exchange for RB Gaston Green.
 Obtained a 3rd-1993 (traded to Cleveland) and a 7th-1993 (Clarence Williams) from Atlanta in exchange for S Alton Montgomery.

1992

Obtained RB Sammie Smith from Miami in exchange for RB Bobby Humphrey.
 Obtained a 7th-1992 (Jim Johnson) and an 8th-1992 (Dietrich Lockridge) from N.Y. Jets in exchange for a 6th-1992.
 Obtained a 7th-1992 (Ron Geater) from Tampa Bay in exchange for WR Ricky Nattiel.

1991

Obtained T Harvey Salem from Detroit in exchange for a 3rd-1992.
 Obtained RB Gaston Green and a 4th-1991 (Derek Russell) from L.A. Rams for T Gerald Perry and a 12th-1991.

1990

Obtained DE David Galloway from Phoenix in exchange for an 8th-1991.
 Obtained T/C David Widell from Dallas in exchange for a 7th-1991.
 Obtained an 8th-1991 (traded to Phoenix) from Phoenix in exchange for TE David Little.
 Obtained a 10th-1990 (James Szymanski) from L.A. Raiders in exchange for an 11th-1990.
 Obtained a 5th-1990 (Jeff Davidson) from New England for a 4th-1991.

1989

Obtained DE Ron Holmes from Tampa Bay in exchange for a 4th-1990.
 Obtained DE Kevin Brooks and a 4th-1990 (Jeroy Robinson) from Dallas in exchange for a 3rd-1990.
 Obtained K David Treadwell from Phoenix in exchange for a 12th-1990.
 Obtained a 1st-1989 (Steve Atwater), a 2nd-1989 (Warren Powers) and a 5th-1989 (Darren Carrington) from Cleveland in exchange for a 1st-1989.

1988

Obtained FB Calvin Thomas from Chicago in exchange for a conditional draft choice.
 Obtained NT Shawn Knight from New Orleans in exchange for NT Ted Gregory.
 Obtained a future draft choice from Washington in exchange for RB/TE Bobby Micho.
 Obtained C Mike Ruetheer from Phoenix in exchange for LB Ricky Hunley.
 Obtained RB Tony Dorsett from Dallas in exchange for a 5th-1988.
 Obtained S Kip Corrington from Detroit in exchange for a conditional future draft choice.

1987

Obtained a 10th-1988 (Channing Williams) from Pittsburgh in exchange for LB Ken Woodard.
 Obtained G Stefan Humphries from Chicago in exchange for P Bryan Wagner.
 Obtained C/G Larry Lee from Miami in exchange for an 8th-1988.

1986

Obtained an 11th-1987 (Steve Roberts) and a 7th-1988 from L.A. in exchange for LB Steve Busick.
 Obtained CB Mark Haynes from N.Y. Giants in exchange for a 2nd-1986, a 6th-1986 and a 2nd-1987.

1985

Obtained TE Mike Barber from L.A. Rams in exchange for a 12th-1986.
 Obtained a 2nd-1985 (Vance Johnson) from Houston in exchange for a 2nd-1985 and a 5th-1985.
 Obtained a 6th-1986 (Orson Mobley) from Green Bay in exchange for QB Scott Brunner.

1984

Obtained a 6th-1986 (traded to N.Y. Giants) from Tampa Bay in exchange for DE Brison Manor.
 Obtained LB Ricky Hunley from Cincinnati for a 1st-1986, a 3rd-1986 and a 5th-1987.
 Obtained WR Butch Johnson from Houston in exchange for a 3rd-1985.
 Obtained WR Dave Logan from Cleveland in exchange for a 4th-1984.
 Obtained QB Scott Brunner from N.Y. Giants in exchange for a 4th-1984.
 Obtained a 4th-1984 (Randy Robbins) and a 2nd-1985 (traded to Houston) from Tampa Bay in exchange for QB Steve DeBerg.
 Obtained TE Eason Ramson from San Francisco in exchange for a 5th-1984.
 Obtained LB Stan Blinka from N.Y. Jets in exchange for a 6th-1985.

1983

Obtained a 5th-1985 (Billy Hinson) from Miami in exchange for LB Larry Evans.
 Obtained an 8th-1984 (Winford Hood) from Green Bay in exchange for DE Greg Boyd.
 Obtained CB John Elway from Baltimore to QB Chris Hinton, QB Mark Herrmann and a 1st-1984.

1982

Obtained a 4th-1984 (traded to Cleveland) from New Orleans in exchange for T Kelvin Clark.
 Obtained S J.T. Thomas from Pittsburgh in exchange for an 8th-1983.
 Obtained LB Robert L. Jackson from Cleveland in exchange for a 6th-1982.
 Obtained a 1st-1982 (Gerald Willhite) and a 4th-1982 (Dan Plater) from Buffalo for a 1st-1982.

1981

Obtained QB Steve DeBerg from San Francisco in exchange for a 4th-1983.
 Obtained WR Wade Manning from Buffalo in exchange for an 8th-1982.
 Obtained a 5th-1983 from New Orleans in exchange for LB Rob Nairne.
 Obtained RB Tony Reed from Kansas City in exchange for a 3rd-1981 and a 4th-1982.

1980

Obtained WR Emery Moorehead from N.Y. Giants in exchange for an 8th-1981.
 Obtained RB Don Hardeman from Baltimore in exchange for a 12th-1980.
 Obtained CB Perry Smith from St. Louis in exchange for an 8th-1980 and a 10th-1981.
 Obtained RB Lawrence McCutcheon from L.A. Rams in exchange for a 3rd-1982.
 Obtained QB Matt Robinson from N.Y. Jets in exchange for QB Craig Penrose, a 1st-1980, a 2nd-1980.

1979

Obtained an 8th-1980 (Don Coleman) from Baltimore in exchange for P Bucky Dilts.
 Obtained a 2nd-1980 (Rulon Jones), a 5th-1980 (Laval Short) and a 3rd-1981 (traded to Kansas City) to Oakland in exchange for DE Lyle Alzado.

1978

Obtained T Tom Neville from New England in exchange for a 10th-1979.
 Obtained DB Charlie West and a 6th-1979 (Jeff McIntyre) from Detroit in exchange for TE Bill Gay.
 Obtained a 12th-1981 from Detroit in exchange for C Mike Montler.

1977

Obtained RB Jim Jensen from Dallas in exchange for a 6th-1979.
 Obtained T Andy Maurer from San Francisco in exchange for a 9th-1978.
 Obtained C Mike Montler from Buffalo in exchange for a 2nd-1979.
 Obtained DB Bernard Jackson from Cincinnati in exchange for a 3rd-1978 and a 7th-1978.
 Obtained QB Craig Morton from N.Y. Giants in exchange for QB Steve Ramsey and a 5th-1978.

1976

Obtained LB Godwin Turk from N.Y. Jets for a 5th-1977.
 Obtained T Bill Bain from Green Bay in exchange for a 3rd-1977.
 Obtained a 9th-1976 (Jim Lisko) from St. Louis in exchange for DB Jeff Severson.

1975

Obtained DB Jeff Severson from Houston in exchange for a 7th-1976.
 Obtained past and future considerations from Kansas City in exchange for TE Billy Masters.
 Obtained C Phil Olsen from L.A. Rams in exchange for WR Otto Stowe, a 3rd-1976 and a 6th-1977.
 Obtained DB Clarence Ellis from Atlanta in exchange for DB Charles Greer, WR Jerry Simmons and a 6th-1976.
 Obtained DT Greg Marx and a 5th-1975 (Stan Rogers) from Atlanta in exchange for G Larron Jackson.

1974

Obtained a 4th-1975 (Steve Taylor) from Kansas City in exchange for LB Tom Graham.
 Obtained a 10th-1975 (Hank Englehardt) from Kansas City in exchange for T Tom Drougas.
 Obtained a 3rd-1975 (QB/KS Mike Franckowiak) from N.Y. Giants in exchange for RB Joe Dawkins.
 Obtained RB Jon Keyworth from Washington in exchange for a 6th-1975 and an 11th-1975.
 Obtained DB John Rowser from Pittsburgh in exchange for a 6th-1974 and a 9th-1974.

MAJOR TRADES, CONT.

1973

Obtained LB Ray May from Baltimore in exchange for a 3rd-1974 and an 8th-1974.
 Obtained DB Dale Hackbart from St. Louis in exchange for a 10th-1974.
 Obtained LB Bill Laskey from Baltimore in exchange for a 7th-1974.
 Obtained WR Gene Washington from Minnesota in exchange for WR Rod Sherman and a 5th-1974.

1972

Obtained a 3rd-1974 (Claudie Minor) and a 6th-1974 (traded to Pittsburgh) from Cleveland in exchange for QB Don Horn.
 Obtained WR Haven Moses from Buffalo in exchange for WR Dwight Harrison.
 Obtained a 3rd-1973 (Paul Howard) from Cleveland in exchange for DE Rich Jackson.
 Obtained C Bobby Maples from Pittsburgh in exchange for a 6th-1973.
 Obtained T Rick Sharp from Pittsburgh in exchange for an 8th-1973.
 Obtained DE/T Lloyd Voss from Pittsburgh in exchange for a 5th-1973.
 Obtained QB Charley Johnson from Houston in exchange for a 3rd-1973.
 Obtained RB Eddie Ray and a 3rd-1973 (John Wood) from San Diego in exchange for DT Dave Costa.
 Obtained a 7th-1973 (John Grant) from Baltimore in exchange for TE John Mosier.
 Obtained LB Al Andrews from Buffalo in exchange for LB Dave Washington.
 Obtained a 5th-1973 (traded to Pittsburgh) from New Orleans in exchange for LB John Huard.

1971

Obtained RB Joe Dawkins from Houston in exchange for RB Dickie Post.
 Obtained G Larron Jackson and a 5th-1972 (traded to Buffalo) from Houston for DB Cleophus Johnson.
 Obtained LB Olen Underwood from Houston in exchange for OG Bob Young.
 Obtained a 5th-1972 (WR Jim Krieg) from Philadelphia in exchange for QB Pete Liske.
 Obtained RB Dickie Post from San Diego in exchange for a 2nd-1972.
 Obtained QB Steve Ramsey from New Orleans in exchange for a 4th-1972.
 Obtained T Roger Shoals from Detroit in exchange for LB Carl Cunningham.
 Obtained QB John Stofa from Miami in exchange for a 7th-1972.
 Obtained DB Butch Byrd from Buffalo in exchange for a 5th-1972.
 Obtained DB Leroy Mitchell from Houston in exchange for DB John Charles.
 Obtained DB John Charles and a 4th-1972 (LB Tom Graham) from Minnesota in exchange for WR Al Denson.
 Obtained QB Don Horn and a 1st-1972 (TE Riley Odoms) from Green Bay in exchange for DE Alden Roche and a 1st-1972.
 Obtained K Jim Turner from N.Y. Jets in exchange for K Bobby Howfield.

1970

Obtained DB Cornell Gordon from N.Y. Jets in exchange for DB Gus Hollomon.
 Obtained TE Jim Whalen from Boston in exchange for TE Tom Beer.
 Obtained DB Paul Marthia from Pittsburgh in exchange for C Walter Highsmith and T Wallace Dickey.
 Obtained RB Booker Edgerson from Buffalo in exchange for a 5th-1972.
 Obtained FB Willis Crenshaw from St. Louis in exchange for a 3rd-1971.
 Obtained TE Billy Masters from Buffalo in exchange for a 5th-1971.
 Obtained an 8th-1971 (LB Tom Beard) from Houston in exchange for RB Tom Smiley.
 Obtained a 4th-1971 (DE Lyle Alzado) from Boston in exchange for K Charlie Gogolak.

1969

Obtained RB Tom Smiley from Cincinnati in exchange for WR Eric Crabtree.
 Obtained T Walt Barnes from Kansas City in exchange for an 8th-1970.

1968

Obtained a 4th-1969 (LB Mike Schnitker) from Kansas City in exchange for DT Curley Culp.
 Obtained a 3rd-1968 (T Robert Vaughan) from Kansas City in exchange for DB Goldie Sellers.
 Obtained a 4th-1968 (DB Drake Garrett) from Kansas City in exchange for RB Wendell Hayes.
 Obtained a 6th-1969 (RB Wandy Williams) from Buffalo in exchange for RB Charlie Mitchell.

1967

Obtained QB Steve Tensi from San Diego in exchange for a 1st-1968 and a 1st-1969.
 Obtained G Dick Tyson, LB Ray Schmautz and DE Rich Jackson from Oakland in exchange for WR Lionel Taylor and C Jerry Sturm.
 Obtained RB Cookie Gilchrist, QB George Wilson, G Ernie Park and DE Earl Faison from Miami in exchange for DE Dan LaRose, LB Jerry Hopkins, RB Abner Haynes and a 6th-1968.
 Obtained WR Bill Cronin from Miami in exchange for DT Ray Jacobs.
 Obtained DT Dave Costa from Buffalo in exchange for a 4th-1968.
 Obtained DT Rex Mirich and a 3rd-1967 (traded to Buffalo) from Oakland in exchange for DB Willie Brown and QB Mickey Slaughter.

1966

Obtained a 3rd-1967 (T Mike Current) and a 5th-1967 (FB Fran Lynch) from Miami in exchange for RB Cookie Gilchrist.
 Obtained LB Archie Matsos from Oakland in exchange for RB Hewritt Dixon.

1965

Obtained RB Cookie Gilchrist from Buffalo in exchange for RB Billy Joe.
 Obtained RB Abner Haynes from Kansas City in exchange for LB Jim Fraser.

1964

Obtained DT Stan Fanning and a 6th-1964 (FL Al Denson) from Oakland in exchange for RB Gene Mingo.
 Obtained QB Jacky Lee (for two years) from Houston in exchange for a 1st-1965 and DT Bud McFadin.
 Obtained LB Marv Matuszak and DB Billy Atkins from Buffalo in exchange for C Walt Cudzik.
 Obtained DT/K Dick Guesman, DE Ed Cooke, DT Charlie Janerette, G Sid Fournet and LB Jim Price from N.Y. Jets in exchange for DB Bob Zeman, LB Wahoo McDaniel, WR Gene Prebola and DT Gordy Holz.

1962

Obtained RB Bo Dickinson from Dallas in exchange for OB Carl Larperent.
 Obtained HB Bob Scarpitto, DB Bob Zeman and OE Luther Hayes from San Diego in exchange for cash.

1960

Obtained DB Goose Gonsoulin from Dallas in exchange for FB Jack Spikes.

ALL-TIME COACHES ROSTER

A	
Ola Adams	Assistant Defensive Backs 2022 (1)
Dennis Allen	Defensive Coordinator 2011 (1)
Zach Azzanni	Wide Receivers 2018-22 (5)
B	
Joe Baker	Linebackers 2007 (1)
	Offensive Assistant 2008 (1)
Vernon Banks	Strength and Conditioning 1993-94 (2)
Clancy Barone	Tight Ends 2009, 11-14 (5)
	Offensive Line 2010, '15-16 (3)
Butch Barry	Offensive Line 2022 (1)
Marvin Bass	Special Assistant 1982-83, '85-92 (10)
	Offensive Line 1984 (1)
Jeremy Bates	Offensive Assistant 2006 (1)
	Wide Receivers/Quarterbacks 2007 (1)
	Quarterbacks 2008 (1)
Jim Bates	Assistant Head Coach/Defense 2007 (1)
Chip Beake	Quality Control 2006 (1)
Chris Beake	Defensive Quality Control 2013 (1)
	Defensive Assistant 2014-15, '19-20 (4)
	Defensive Assistant/Defensive Line 2016-18 (3)
	Defensive Pass Game Specialist 2021 (1)
Raymond Berry	Quarterbacks 1992 (1)
Marv Braden	Special Teams 1977-80 (4)
Ronnie Bradford	Special Teams Assistant 2003 (1)
	Special Teams 2004-06 (3)
	Assistant Defensive Backs 2007 (1)
	Defensive Backs 2008 (1)
Tim Brewster	Tight Ends 2005-06 (2)
Samson Brown	Assistant Secondary 2015-16 (2)
Jacob Burney	Defensive Line 2002-04, '07-08 (5)
	Defensive Line/Ends 2005-06 (2)
Keith Burns	Special Teams Assistant 2007-12 (6)
Frank Bush	Linebackers 1995-99 (5)
	Nickel Package/Secondary 2000 (1)
	Special Teams 2001-03 (3)
C	
Rob Calabrese	Offensive Quality Control 2019-20 (2)
Troy Calhoun	Defensive Assistant 2003 (1)
	Offensive Assistant/Special Teams 2004 (1)
	Assistant to Head Coach 2005 (1)
Brian Callahan	Coaching Assistant 2010 (1)
	Offensive Quality Control 2011-12 (2)
	Offensive Assistant 2014 (2)
	Offensive Assistant/QBs 2015 (1)
Dom Capers	Senior Defensive Assistant 2022 (1)
Ken Carpenter	Assistant 1961 (1)
A.C. Carter	Defensive Quality Control 2022 (1)
Rubin Carter	Assistant Defensive Line 1987-88 (2)
Jim Cason	Backfield 1960 (1)
Dwayne Chandler	Assistant Strength and Conditioning 2007-08 (2)
Mayur Chaudhari	Defense/Special Projects 2022 (1)
Barney Chavous	Assistant Strength and Conditioning 1989 (1)
	Defensive Assistant 1990-92 (3)
	Assistant Strength/Assistant Defensive Line 1993-94 (2)
	Assistant Strength/Assistant Offensive Line 1995-99 (5)
Ramon Chinyoung	Offensive Quality Control 2022 (1)
Geep Chryst	Tight Ends 2018 (2)
Tony Coaxum	Assistant Special Teams 2015-16 (2)
Max Coley	Offensive Coordinator 1972-76 (5)
Joe Collier	Defensive Backfield 1969-71 (3)
	Defensive Coordinator 1972-81 (10)
	Assistant Head Coach/Defense 1982-88 (7)
Chris Cook	Offensive Quality Control 2021 (1)
Jim Bob Cooter	Offensive Assistant 2013 (1)
Dick Coury	Wide Receivers 1972-73 (2)
Larry Coyer	Linebackers 2000-02 (3)
	Defensive Coordinator 2003-06 (4)
James Cregg	Assistant Offensive Line 2014-16 (3)
D	
Kay Dalton	Wide Receivers 1974-76 (3)
	Special Offensive Assistant 1986 (1)
Jeff Davidson	Offensive Line 2017 (1)
Joe DeCamillis	Defensive Quality Control 1991-92 (2)
	Special Teams Coordinator 2015-16 (2)

ALL-TIME COACHES ROSTER, CONT.

D (CONT.)

Jack Del Rio	Defensive Coordinator	2012-14	(3)
Rick Dennison	Offensive Assistant	1995-96	(2)
	Special Teams	1997-2000	(4)
	Offensive Line	2001-05, '09	(6)
	Offensive Coordinator	2006, '15-16	(3)
	Offensive Coordinator/Offensive Line	2007-08	(2)
George Dickson	Defensive Backs	1964-65	(2)
Marcus Dixon	Defensive Line		2022 (1)
Dale Dodrill	Defensive Line	1960-63, '66	(5)
Kirk Doll	Assistant Defensive Backs	2004	(1)
	Linebackers	2005-06	(2)
Ed Donatell	Defensive Backs	1995-99, '09-10	(7)
	Defensive Coordinator	2019-21	(3)
Karl Dorrell	Wide Receivers	2000-02	(3)
Whitey Dovell	Offensive Line	1967-70, '79-80	(6)
	Special Teams/Tight Ends	1971	(1)
Rod Dowhower	Offensive Coordinator	1980	(1)
	Offensive Coordinator/Wide Receivers	1981-82	(2)
George Dyer	Defensive Line	1995-2001	(7)
	Assistant to Head Coach	2002	(1)

E

Hunter Enis	Offensive Backs	1967-71	(5)
Mike Eubanks	Assistant Strength and Conditioning	2012-17	(6)
Ejiro Evero	Defensive Coordinator	2022	(1)

F

Vic Fangio	Head Coach	2019-21	(3)
Jim Fassel	Offensive Coord./Quarterbacks	1993	(1)
	Assistant Head Coach/Offensive Coordinator	1994	(1)
Jack Faulkner	Head Coach	1962-64	(3)
Frank Filchock	Head Coach	1960-61	(2)
Jedd Fisch	Wide Receivers	2008	(1)
Mo Forte	Running Backs	1988-92	(5)
	Wide Receivers	1993-94	(2)
John Fox	Head Coach	2011-14	(4)
Jerry Frei	Offensive Line	1972-75, '81-82	(6)
Leon Fuller	Defensive Backs	1994	(1)

G

Chan Gailey	Special Teams/Tight Ends	1985-86	(2)
	Tight Ends/Receivers	1987	(1)
	Quarterbacks	1988	(1)
	Offensive Coordinator/Receivers	1989-90	(2)
Bob Gambold	Linebackers	1972-73	(2)
	Defensive Backs	1974-77	(4)
Sam Garnes	Assistant Secondary	2011-14	(4)
Adam Gase	Wide Receivers	2009-10	(2)
	Quarterbacks	2011-12	(2)
	Offensive Coordinator	2013-14	(2)
Jason George	Assistant Strength and Conditioning	2012-14	(3)
Alex Gibbs	Offensive Line	1984-87	(4)
	Assistant Head Coach/Offensive Line	1995-2003	(9)
	Offensive Consultant	2013	(1)
	Safeties	2001	(1)
	Secondary	2002-04	(3)
Mike Giddings	Assistant Offensive Line	1976	(1)
Gary Glick	Defensive Backs	1962	(1)
I.J. Gorman	Strength and Conditioning	1983-84	(2)
Chris Gould	Assistant Special Teams	2017-21	(5)
	Coaching Assistant	2015-16	(2)
Ken Gray	Offensive Line	1977-78	(2)
Bob Griffin	Assistant	1966	(1)
Zack Grossi	Offensive Quality Control		2022 (1)
Rich Guarascio	Assistant Strength and Conditioning	2022	(1)

H

Nathaniel Hackett	Head Coach	2022	(1)
John Hadl	Quarterbacks/Receivers	1983	(1)
Derek Haitchcock	Assistant to the Head Coach	2022	(1)
Peter Hansen	Linebackers	2022	(1)
Bo Hardegree	Quality Control-Offense	2014	(1)
Wade Harman	Tight Ends	2019-21	(3)
Bishop Harris	Running Backs	1993-94	(2)
Mike Heimerdinger	Wide Receivers	1995-99	(5)
	Assistant Head Coach	2006	(1)
	Assistant Head Coach/Quarterbacks	2007	(1)

H (CONT.)

George Henshaw	Offensive Line	1988-90	(3)
	Wide Receivers	1991	(1)
	Offensive Coordinator/Receivers	1992	(1)
Reggie Herring	Linebackers	2015-21	(7)
Mike Hiestand	Assistant to Head Coach/Defensive Quality Control	2019-20	(2)
	Assistant to Head Coach/Assistant Defensive Line Coach	2021	(1)
Renaldo Hill	Defensive Backs	2019-20	(2)
Tyler Hill	Assistant Strength and Conditioning	2018-19	(2)
Ed Hughes	Defensive Backs	1963	(1)

J

Charlie Jackson	Defensive Assistant	2007-08	(2)
Bill Johnson	Defensive Line	2007-08	(2)
Charley Johnson	Quarterbacks	1976	(1)
Reed Johnson	Special Teams	1981	(1)
Korey Jones	Assistant Strength and Conditioning	2020-22	(3)
Stan Jones	Defensive Line	1967-71, 76-88	(18)
Vance Joseph	Head Coach	2017-18	(2)

K

Mateo Kambui	Marlin Briscoe Coaching Fellow	2022	(1)
Larry Kennan	Wide Receivers	1988	(1)
Greg Knapp	Quarterbacks	2013-14	(2)
	Quarterbacks/Passing Game Coordinator	2015-16	(2)
Bill Kollar	Defensive Line	2015-21	(7)
	Defensive/Special Projects	2022	(1)
Gary Kubiak	Offensive Coordinator/Quarterbacks	1995-2002	(8)
	Offensive Coordinator	2003-05	(3)
	Head Coach	2015-16	(2)
Klint Kubiak	Offensive Assistant/Quarterbacks	2016-18	(3)
	Passing Game Coordinator/Quarterbacks	2022	(1)
Sean Kugler	Offensive Line - Guards/Centers	2018	(1)
Chris Kuper	Assistant Offensive Line	2019-21	(3)

L

Loren Landow	Strength and Conditioning	2018-22	(5)
Charlie Lee	Running Backs	1981	(1)
Earl Leggett	Defensive Line	1989-90	(2)
John Levra	Offensive Line	1993-94	(2)
Mark Loecher	Assistant Strength and Conditioning	2021	(1)
Anthony Lomando	Assistant Strength and Conditioning	2012-20	(9)
Dennis Love	Assistant Strength and Conditioning	2015-16	(2)
Justin Lovett	Strength and Conditioning Assistant	2010-11	(2)
Marc Lubick	Assistant Wide Receivers	2015-16	(2)
Anthony Lynn	Assistant Special Teams	2000-02	(3)
Johnnie Lynn	Assistant Defensive Backs	2017	(1)

M

Dick MacPherson	Defensive Backs	1967-68	(2)
	Linebackers	1969-70	(2)
Dave Magazu	Offensive Line	2011-14	(4)
Ray Malavasi	Defensive Line	1964-65	(2)
	Head Coach/Offensive Line	1966	(1)
Mike Mallory	Assistant Special Teams/Special Teams Coach	2022	(1)
Pete Mangurian	Tight Ends/Assistant Offensive Line	1988-90	(3)
	Offensive Line	1991-92	(2)
Jim Martin	Offensive Line	1962	(1)
Don "Wink" Martindale	Linebackers	2009	(1)
	Defensive Coordinator	2010	(1)
Marv Matuszak	Defensive Backs	1966	(1)
Richie McCabe	Defensive Backs	1978-82	(5)
T.C. McCartney	Quarterbacks	2019	(1)
Mike McCoy	Offensive Coordinator/Quarterbacks	2009	(1)
	Offensive Coordinator	2010-12, 17	(4)
Ben McDaniels	Coaching Assistant	2009	(1)
	Quarterbacks	2010	(1)
Josh McDaniels	Head Coach	2009-10	(2)
Thomas McGaughey	Special Teams Assistant	2005-06	(2)
Tom McMahon	Special Teams Coordinator	2018-21	(4)
Pat McPherson	Defensive Assistant	1998	(1)
	Offensive Assistant	1999-2002	(4)
	Quarterbacks	2003-06	(4)
	Tight Ends	2007-08	(2)
Bill Meek	Running Backs	1964	(1)
Bus Mertes	Offensive Backs	1965-66	(2)
Keith Millard	Assistant Defensive Line/Pass Rush Specialist	2003-04	(2)
Al Miller	Strength and Conditioning	1985-92	(8)

ALL-TIME COACHES ROSTER, CONT.

M (CONT.)

Brad Miller	Football Strategy Analyst	2022 (1)
Red Miller	Offensive Line	1963-65 (3)
	Head Coach	1977-80 (4)
Ron Milus	Defensive Backs	2000-02, '11-12 (5)
Curtis Modkins	Running Backs	2018-21 (4)
Jake Moreland	Tight Ends	2022 (1)
Myrel Moore	Offensive Line/Special Teams	1972 (1)
	Linebackers	1973-77, '83-88 (11)
	Offensive Line	1982 (1)
Mike Munchak	Offensive Line	2019-21(3)
Bill Musgrave	Quarterbacks/Offensive Coordinator	2017 (1)
	Offensive Coordinator	2018 (1)

N

Pierre Ngo	Assistant Strength and Conditioning	2021-22 (2)
Nick Nicolau	Special Assistant	1981 (1)
	Running Backs	1982-87 (6)
Mike Nolan	Special Teams	1987 (1)
	Special Teams/Defensive Assistant	1988 (1)
	Linebackers	1989-92 (4)
	Defensive Coordinator	2009 (1)
Rex Norris	Defensive Line	1994 (1)
Wayne Nunnely	Defensive Line	2009-11 (3)

O

Scott O'Brien	Special Teams Coordinator	2007-08 (2)
Brock Olivo	Special Teams Coordinator	2017 (1)
Justin Outten	Offensive Coordinator	2022 (1)

P

Fred Pagac	Outside Linebackers	2015-17 (3)
John Pagano	Outside Linebackers	2020-21 (2)
Dwain Painter	Offensive Assistant	1997 (1)
Brian Pariani	Tight Ends	1995-2004, '15-16 (12)
Babe Parilli	Quarterbacks	1977-79 (3)
Christian Parker	Defensive Backs	2021-22 (2)
Andre Patterson	Defensive Line/Tackles	2005-06 (2)
Roman Phifer	Assistant Linebackers	2009-10 (2)
Wade Phillips	Defensive Coordinator	1989-92, '15-16 (6)
	Head Coach	1993-94 (2)
Fran Polsfoot	Wide Receivers	1977-80 (4)
	Tight Ends/Special Teams	1981-84 (4)
Ricky Porter	Offensive Assistant	1997-98 (2)
	Assistant Strength and Conditioning	1999 (1)
Mike Priefer	Special Teams Coordinator	2009-10 (2)

R

Dan Radakovich	Offensive Line	1983 (1)
John Ralston	Head Coach	1972-76 (5)
Justin Rascati	Offensive Quality Control	2019-21 (3)
Dan Reeves	Head Coach	1981-92 (12)
Alvin Reynolds	Assistant Defensive Backs/Quality Control	1993-94 (2)
	Defensive Assistant/Assistant Defensive Backs	1995 (1)
Ray Rhodes	Defensive Coordinator	2001-02 (2)
Harold Richardson	Special Teams	1989-90 (2)
	Special Teams/Tight Ends	1991-92 (2)
	Special Assistant to Head Coach/Offense	1993-94 (2)
	Strength and Conditioning	2012-17 (6)
Luke Richesson	Offensive Backs	1977-80 (4)
Paul Roach	Defensive Backs	2017-18 (2)
Marcus Robertson	Defensive Coordinator	1995-2000 (6)
Greg Robinson	Coaching Assistant	2009-10 (2)
Jay Rodgers	Defensive Quality Control	2011 (1)
	Defensive Line	2012-14 (3)
	Special Teams Coordinator	2011-14 (4)
Jeff Rodgers	Senior Assistant/Head Coach	2022 (1)
Jerry Rosburg	Wide Receivers	1967-70 (4)
Sam Rutigliano	Defensive Assistant	2005-06 (2)
Jim Ryan	Offensive Assistant	2007 (1)
	Linebackers	2008 (1)

S

Lou Saban	Head Coach	1967-71 (5)
Greg Saporta	Strength and Conditioning Assistant	1995-2011 (17)
Rich Scangarello	Offensive Coordinator	2019 (1)

S (CONT.)

Mike Shanahan	Wide Receivers	1984 (1)
	Offensive Coordinator	1985-87 (3)
	Quarterbacks	1989-90 (2)
	Offensive Coordinator	1991 (1)
	Head Coach	1995-2008 (14)
Matt Sheldon	Senior Analyst	2021 (1)
Mike Shula	Quarterbacks	2020-21 (2)
Pat Shurmur	Offensive Coordinator	2020-21 (2)
Bob Slowik	Defensive Backs	2005-06 (2)
	Defensive Coordinator/Defensive Backs	2007 (1)
	Defensive Coordinator	2008 (1)
Ryan Slowik	Defensive Assistant	2005-06 (2)
	Special Teams Assistant	2007 (1)
	Assistant Defensive Backs	2008 (1)
Cedric Smith	Assistant Strength and Conditioning	2001-06, '17-20 (10)
Jerry Smith	Offensive Line/Head Coach	1971 (1)
Richard Smith	Special Teams/Assistant Linebackers	1993-94 (2)
	Special Teams	1995-96 (2)
	Linebackers	2011-14 (4)
Rick Smith	Defensive Assistant	1996-99 (4)
Mac Speedie	Offensive Ends	1962-63 (2)
	Offensive Ends/Head Coach	1964 (1)
	Head Coach	1965-66 (2)
Jimmy Spencer	Assistant Defensive Backs	2003, '05-06 (3)
	Defensive Backs	2004 (1)
Brandon Staley	Outside Linebackers	2019 (1)
Ernie Stautner	Defensive Line	1991-93 (3)
Les Steckel	Tight Ends	1993-94 (2)
Ben Steele	Assistant Offensive Line/Offensive Line Coach	2022 (1)
Chris Strausser	Assistant Offensive Line	2017 (1)
	Offensive Line - Tackles	2018 (1)
Eric Studesville	Running Backs/Head Coach	2010 (1)
	Running Backs	2011-16 (6)
	Assistant Head Coach/Running Backs	2017 (1)
Dwayne Stukes	Special Teams Coordinator	2022 (1)
Mike Sullivan	Quarterbacks	2018 (1)
Derius Swinton	Assistant Special Teams	2013-14 (2)
T		
John Teerlinck	Pass Rush Specialist	1997-2001 (5)
DeAndre Thompson	Billy Thompson Coaching Fellow	2022 (1)
Tyke Tolbert	Wide Receivers	2011-17 (7)
Terry Tumej	Defensive Assistant	1999-2000 (2)
Bobby Turner	Running Backs	1995-2009 (15)
Rich Tuten	Strength and Conditioning	1995-2011 (17)
U		
Cory Undlin	Defensive Quality Control	2012 (1)
	Defensive Backs	2014 (2)
Doc Urlich	Defensive Line	1972-75 (4)
	Offensive Line	1976 (1)
	Special Teams	1984 (1)
	Tight Ends/Assistant Offensive Line	1985 (1)
V		
John Vieira	Instructional Designer	2022 (1)
W		
Doak Walker	Special Assignments	1966 (1)
Charlie Waters	Special Teams	1988 (1)
	Defensive Backs	1989-92 (4)
	Defensive Coordinator	1993-94 (2)
Steve Watson	Defensive Assistant	2001-02 (2)
	Wide Receivers	2003-06 (4)
	Associate Head Coach	2007-08 (2)
Bert Watts	Outside Linebackers	2022 (1)
Charlie West	Defensive Backs	1983-88 (6)
Tyrone Wheatley	Running Backs	2022 (1)
Greg Williams	Defensive Backs	2018 (1)
Nathaniel Willingham	Defensive Quality Control	2019-21 (3)
Joe Woods	Defensive Backs	2015-16 (2)
	Defensive Coordinator	2018 (2)
Y		
Zaven Yarbalian	Head Coach's Assistant	2001 (1)
John-Paul Young	Linebackers	1993-94 (2)
Z		
Emily Zaler	Player Performance Assistant	2020-21 (2)
Bob Zeman	Linebackers	1978-82 (5)

BRONCOS ALL-TIME ROSTER

List includes players who spent time on the active roster/injured reserve during the regular or postseason. **Current players in bold.**
 † Indicates player was signed during 1987 strike, and played only during that three-game span as a replacement player)
 * Indicates information is incomplete; does not include starts for seasons prior to 1968

A								
No.	Name	Pos.	Hgt.	Wgt.	College	GP	GS	Years
21	Hamza Abdullah	S	6-2	213	Washington State	24	8	2005-08
81	Bob Adams	TE	6-2	225	Pacific	2	0	1975
12/81	Charlie Adams	WR	6-2	190	Hofstra	24	2	2003-06
20	Mike Adams	S	5-11	200	Delaware	32	23	2012-13
95	Sam Adams	DT	6-3	350	Texas A&M	11	11	2007
73	Scott Adams	T	6-6	315	Georgia	0	0	1997
60	Kenneth M. Adamson	G	6-2	235	Notre Dame	32	N/A	1960-62
95	McTelvin Agim	DL	6-3	309	Arkansas	17	0	2020-21
57	Allen Aldridge	LB	6-1	245	Houston	64	45	1994-97
68	Steve Alexakos	G	6-2	260	San Jose State	8	1	1970
58	Elijah Alexander	LB	6-2	230	Kansas State	41	24	1993-95
40	Jeff Alexander	RB	6-0	232	Southern	21	6	1989, '92
58	Kevin Alexander	LB	6-4	265	Clemson	8	0	2010
69	P.J. Alexander	T	6-4	297	Syracuse	16	0	2003-05, '07
80	Ray Alexander	WR	6-4	195	Florida A&M	8	0	1984
45	Roc Alexander	CB	5-10	190	Washington	26	1	2004-05
82	Stephen Alexander	TE	6-4	250	Oklahoma	32	29	2005-07
25	Ted Alflen	RB	6-0	195	Springfield College	4	0	1969
2	Brandon Allen	QB	6-2	209	Arkansas	3	3	2019
45	Christopher Allen	OLB	6-4	242	Alabama	0	0	2022
59	Dakota Allen	ILB	6-1	232	Texas Tech	2	0	2022
24	Donald R. Allen	FB	6-0	200	Texas	10	N/A	1960
22	Elihu (Buddy) Allen	HB	5-11	193	Utah State	1	N/A	1961
57	Ty Allert	LB	6-2	233	Texas	7	0	1990
73	Henry Allison	T	6-3	255	San Diego State	3	0	1977
62	Vaughn S. (Buddy) Alliston	LB	6-0	218	Mississippi	11	N/A	1960
94	Luis Almanzar	DT	6-3	295	Southwest Missouri State	0	0	2003
25	Anthony Alridge	RB	5-9	185	Houston	0	0	2008
77	Lyle Alzado	DE	6-3	255	Yankton College	99	98	1971-78
22	David R. Ames	HB	6-0	185	Richmond	7	N/A	1961
76	Calvin Anderson	T	6-5	300	Texas	41	12	2019-22
22	C.J. Anderson	RB	5-8	224	California	58	36	2013-17
11	Bobby Anderson	HB	6-0	208	Colorado	48	22	1970-73
23	Marques Anderson	S	5-11	210	UCLA	6	0	2005
38	Mike Anderson	RB	6-0	230	Utah	74	51	2000-05
83	Willie "Flipper" Anderson	WR	6-0	175	UCLA	4	0	1997
50	Zaire Anderson	ILB	5-11	220	Nebraska	32	3	2016-17
86	Mitch Andrews	TE	6-2	239	Louisiana State	8	3	1987
84	Lou Andrus	LB	6-6	230	Brigham Young	8	N/A	1967
91	Kenny Anunike	DE	6-5	275	Duke	3	0	2015
92	Lester Archambeau	DE	6-5	275	Stanford	3	0	2000
83	Justin Armour	WR	6-4	210	Stanford	8	0	1998
24	Otis Armstrong	RB	5-10	196	Purdue	96	58	1973-80
65	LeFrancis Arnold	G/C	6-3	245	Oregon	2	0	1974
73	Mike Askea	T	6-4	260	Stanford	4	0	1973
28	Billy Atkins	DB	6-1	196	Auburn	3	N/A	1964
74	Frank Atkinson	DE	6-3	240	Stanford	3	N/A	1964
47	George Atkinson	S	6-0	180	Morris Brown	6	0	1979
97	Jeremiah Attaochu	OLB	6-3	252	Georgia Tech	25	10	2019-20
27	Steve Atwater	S	6-3	217	Arkansas	155	155	1989-98
76	Marvin Austin Jr.	DT	6-2	312	North Carolina	15	0	2014
33	John Avery	RB	5-9	190	Mississippi	7	0	1999
67	John Ayers	G	6-5	258	West Texas State	9	5	1987
56/91	Robert Ayers	OLB/DE	6-3	274	Tennessee	72	27	2009-13
B								
56/65	Jay Bachman	C	6-3	250	Cincinnati	45	1	1968-71
36	Tyler Badie	RB	5-8	194	Missouri	1	0	2022
97	Boss Bailey	LB	6-3	232	Georgia	6	6	2008
24	Champ Bailey	CB	6-0	192	Georgia	135	132	2004-13
75	Quinn Bailey	OL	6-6	323	Arizona State	14	1	2019-22
75	Bill Bain	T	6-4	279	Southern California	15	14	1976-1978
75	Chris Baker	DL	6-2	329	Hampton	1	0	2009
6	Jason Baker	P	6-2	205	Iowa	4	0	2004
74	Jerry Baker	T	6-2	297	Tulane	5	0	1983
35	Lance Ball	RB	5-9	224	Maryland	41	0	2010-12
28	Montee Ball	RB	5-10	215	Wisconsin	21	3	2013-14
79	Chris Banks	G	6-1	300	Kansas	20	1	1998-99
97	Justin Bannan	DL	6-3	310	Colorado	32	32	2010, '12
85	Mike Barber	TE	6-3	235	Louisiana Tech	10	1	1985
73	Allen Barbre	G	6-4	310	Missouri Southern	16	4	2017
62	Ernie Barnes	G	6-3	247	North Carolina Central	25	N/A	1963-64
73	Walter Barnes	DE	6-3	245	Nebraska	19	0	1969-71
86	Dean Barnett	TE	6-2	225	Nevada-Las Vegas	8	0	1983
36	Josh Barrett	S	6-2	225	Arizona State	20	3	2008-09
50/48	Shaquil Barrett	LB	6-2	250	Colorado State	61	15	2014-18
42	Mark Barron	ILB	6-2	230	Alabama	0	0	2020
57	Lamin Barry	LB	6-1	237	Louisiana State	16	1	2014
42	Odell Barry	HB	5-10	180	Findlay	26	N/A	1964-65

BRONCOS ALL-TIME ROSTER, CONT.

No.	Name	Pos.	Hgt.	Wgt.	College	GP	GS	Years
1	Connor Barth	K	5-11	200	North Carolina	5	0	2014
52	James Barton	C	6-5	250	Marshall	28	N/A	1961-62
54	Rick Baska	LB	6-3	225	UCLA	18	0	1976-77
46	Norman Bass	DB	6-3	210	Pacific	1	0	1964
34	Essang Bassey	CB	5-10	190	Wake Forest	28	3	2020-22
67	D'Anthony Batiste	OL	6-4	314	Louisiana at Lafayette	5	0	2010
41	De'Vante Bausby	CB	6-2	190	Pittsburg State	15	5	2019-20
68	Zane Beadles	G/T	6-4	305	Utah	64	62	2010-13
64	Scott Beavers	G	6-4	277	Georgia Tech	2	0	1990
83	Andrew Beck	FB/TE	6-3	255	Texas	51	10	2019-22
57	Jordan Beck	LB	6-2	233	Cal Poly/SLO	11	0	2007
85	Tom Beer	TE	6-4	235	Houston	37	*21	1967-69
56	Dave Behrman	C	6-5	260	Michigan State	11	N/A	1967
73	Kevin Belcher†	T	6-5	280	Wisconsin	1	1	1987
20	Henry Bell	HB	5-10	210	No college	10	N/A	1960
34	Joshua Bell	CB	5-11	177	Baylor	9	5	2008
35	Ken Bell	RB/WR	5-10	190	Boston College	59	1	1986-89
20/30	Mike Bell	RB	6-0	225	Arizona	20	3	2006-07
26/21	Tatum Bell	RB	5-11	213	Oklahoma State	49	17	2004-06, '08
32	LeVante Bellamy	RB	5-9	190	Western Michigan	5	0	2012-16
3	Scott Bentley	P/K	6-0	203	Florida State	2	0	1997, 2000
17	Mitch Berger	P	6-4	228	Colorado	10	0	2009
43	Frank Bernardi	DB	5-9	181	Colorado	6	N/A	1960
74	Lee Bernet	T	6-2	250	Wisconsin	28	N/A	1965-66
33	Rod Bernstine	RB	6-3	238	Texas A&M	21	21	1993-95
92	Bertrand Berry	DE	6-3	250	Notre Dame	46	19	2001-03
11	Steve Beuerlein	QB	6-3	220	Notre Dame	12	5	2001-03
35	Kapri Bibbs	RB	5-11	203	Colorado State	13	0	2014-16
40	Keishawn Bierria	ILB	6-1	223	Washington	20	0	2018-19
54	David Binn	LS	6-3	288	California	0	0	2011
77	Larry Birdine	DE	6-4	265	Oklahoma	0	0	2007
54	Keith Bishop	C/G	6-3	260	Baylor	129	87	1980-89
64	Philip Blake	C/G	6-3	310	Baylor	0	0	2012
32	Dré Bly	CB	5-10	188	North Carolina	32	32	2007-08
46	Jacob Bobenmoyer	LS	6-2	235	Northern Colorado	46	0	2020-22
24	Tony Boddie	RB	5-11	195	Montana State	6	0	1986-87
31	Omar Bolden	CB/S	5-10	195	Arizona State	56	1	2012-15
72	Garett Bolles	T	6-5	300	Utah	82	82	2017-22
42	Nik Bonitto	OLB	6-3	240	Oklahoma	15	1	2022
83	Melvin Bonner	WR	6-3	207	Baylor	4	0	1993
23	Devontae Booker	RB	5-11	219	Utah	61	6	2016-19
26	Mike Boone	RB	5-10	206	Cincinnati	17	0	2021-22
21	A.J. Bouye	CB	6-0	191	Central Florida	7	7	2020
89	Gordon Bowdell	WR	6-2	203	Michigan State	2	0	1971
52	David Bowens	LB	6-2	255	Western Illinois	16	0	1999
65	Walt Bowyer	DE	6-4	254	Arizona State	61	17	1983-84, '87-88
30	Cory Boyd	RB	6-1	218	South Carolina	1	0	2008
77	Greg Boyd	DE	6-6	274	San Diego State	40	0	1980-82
52	Greg Bracelin	LB	6-1	214	California	12	0	1980
23	Ronnie Bradford	DB	5-10	188	Colorado	26	3	1993-95
51	Nigel Bradham	ILB	6-2	241	Florida State	1	0	2020
24	Phil Brady	S	6-3	210	Brigham Young	4	0	1969
56	John Bramlett	LB	6-1	220	Memphis State	28	N/A	1965-66
42	Sam Brandon	S	6-2	200	Nevada-Las Vegas	63	12	2002-06
3	Tom Brandstater	QB	6-5	223	Fresno State	0	0	2009
32	Melvin Bratton	RB	6-1	225	Miami (Fla.)	32	6	1989-90
34	Tyrone Braxton	DB	5-11	190	North Dakota State	165	132	1987-93, '95-99
19	Don Breaux	QB	6-1	205	McNeese State	9	N/A	1963
76	Bob Breitenstein	T	6-3	265	Tulsa	30	N/A	1965-67
67	Sam Brenner	C	6-2	310	Utah	0	0	2015
46	Aaron Brewer	LS	6-5	230	San Diego State	64	0	2012-15
26	Chris Brewer	RB	6-1	204	Arizona	13	0	1984
5	Teddy Bridgewater	QB	6-2	215	Louisville	14	14	2021
53	Diyral Briggs	LB	6-4	230	Bowling Green	1	0	2010
15	Marlin Briscoe	QB	5-11	178	Omaha	11	5	1968
6	Bubby Brister	CB	6-3	205	Northeast Louisiana	10	4	1997-99
22	Tramaine Brock	CB	6-0	188	Belhaven College	12	5	2018
71	Blake Brockermeyer	T	6-4	295	Texas	32	3	2002-03
36	John W. (Red) Brodnax	FB	6-0	208	Louisiana State	14	N/A	1960
11	Jeff Brohm	QB	6-1	205	Louisville	0	0	1999
57	Keith Brooking	LB	6-2	240	Georgia Tech	16	14	2012
56	Michael Brooks	LB	6-1	236	Louisiana State	89	64	1987-92
85	Robert Brooks	WR	6-0	173	South Carolina	4	0	2000
50	Fred Broussard	C	6-3	235	Texas A&M	1	0	1960
29	Andre Brown	RB	6-0	224	North Carolina State	3	0	2010
87	Boyd Brown	TE	6-4	222	Alcorn State	40	0	1974-76
89	Clay Brown	TE	6-3	223	Brigham Young	3	0	1983
98	Courtney Brown	DE	6-4	285	Penn State	14	13	2005-06
73	Cyron Brown	DE	6-5	275	Western Illinois	11	0	1998-99
26	Eric Brown	S	6-0	210	Mississippi State	53	52	1998-2001
19	Fred Brown	WR	6-1	195	Mississippi State	14	1	2019-20
34/46	Hardy Brown	LB	6-0	193	Tulsa	13	N/A	1960
70	Jamie Brown	T	6-8	320	Florida A&M	29	4	1995-97
17	John Brown	WR	5-11	178	Pittsburg St.	2	0	2021
55	Ken Brown	LB	6-1	235	Virginia Tech	2	0	1995

BRONCOS ALL-TIME ROSTER, CONT.

No.	Name	Pos.	Hgt.	Wgt.	College	GP	GS	Years
55	Ken Brown	C	6-1	245	New Mexico	16	0	1979
82	Laron Brown†	WR	5-9	172	Texas	3	1	1987
15	Marlon Brown	WR	6-5	214	Georgia	0	0	2016
24	Willie Brown	DB	6-1	195	Grambling	50	N/A	1963-66
56	Baron Browning	LB	6-3	240	Ohio State	28	17	2021-22
64/68/72	Sam Brunelli	G	6-2	270	Northern Colorado	60	*32	1966-71
82	Larry Brunson	WR	5-11	180	Colorado	13	0	1980
30	David Bruton Jr.	S	6-2	217	Notre Dame	104	8	2009-15
64	Billy Bryan	C	6-2	251	Duke	153	151	1977-88
79/95	Steve Bryan	DE/LB	6-2	256	Oklahoma	12	3	1987-88
28	Correll Buckhalter	RB	6-0	223	Nebraska	29	7	2009-10
27	Terrell Buckley	CB	5-9	176	Florida State	16	16	2000
80	Tom Buckman	TE	6-4	230	Texas A&M	7	1	1969
33	Fred Bukaty	FB	5-11	195	Kansas	14	N/A	1961
77	Brodrick Bunkley	DT	6-2	306	Florida State	16	13	2011
60	Joe Burch	C	6-2	280	Texas Southern	0	0	1994
21	Bobby Burnett	RB	6-3	210	Arkansas	3	0	1969
56/55/51	Keith Burns	LB	6-2	235	Oklahoma State	166	3	94-98, 00-03, 05-06
41	George Burrell	S	5-10	180	Pennsylvania	14	7	1969
19	Isaiah Burse	WR	5-10	187	Fresno State	12	0	2014
93	Antwon Burton	DT	6-2	318	Temple	7	0	2006-07
20	Josh Bush	S	5-11	205	Wake Forest	10	1	2014-15
36	Rafael Bush	S	5-11	200	South Carolina State	6	0	2011
58	Steve Busick	LB	6-4	227	Southern California	73	47	1981-85
21/22	Gerry Bussell	DB	6-0	190	Georgia Tech	6	N/A	1965
51	Bill Butler	LB	6-4	226	Cal State-Northridge	14	0	1970
80	Jake Butt	TE	6-6	250	Michigan	8	4	2017-20
28	Butler By'not'e	CB	5-9	190	Ohio State	9	0	1994
63	Jeff Byers	OL	6-4	301	Southern California	0	0	2010
24	George (Butch) Byrd	DB	6-0	211	Boston University	14	0	1971
C								
59	Glenn Cadrez	LB	6-3	240	Houston	90	40	1995-2000
17/12	Andre Caldwell	WR	6-0	200	Florida	54	4	2012-15
28	Scott Caldwell†	RB	5-10	196	Texas-Arlington	3	1	1987
53	Austin Calitro	ILB	6-0	240	Villanova	13	0	2020
29	Bryce Callahan	CB	5-9	188	Rice	21	16	2019-21
79	Carter Campbell	DE	6-4	240	Weber State	14	2	1971
86	Jeff Campbell	WR	5-8	167	Colorado	16	1	1994
67	Mark Campbell	DT	6-1	290	Florida	0	0	1996
35	Larry Canada	FB	6-2	233	Wisconsin	48	0	1978-81
38	Steve Cargile	S	6-2	210	Columbia	15	0	2006-07
80	James Casey	TE/FB	6-3	240	Rice	3	0	2015
99	Jurrell Casey	DL	6-1	305	Southern California	3	3	2020
65	Cooper Carlisle	G	6-5	295	Florida	95	38	2000-06
40	Albert R. Carmichael	HB	6-1	200	Southern California	16	N/A	1960-61
40	Paul Carmichael	HB	6-0	200	El Camino J.C.	3	N/A	1965
86	Don Carothers	E	6-5	225	Bradley	3	N/A	1960
89	Kenneth L. Carpenter	E	6-0	195	Oregon State	6	N/A	1960
92	Alphonso Carreker	DE	6-6	268	Florida State	22	17	1989-91
29	Darren Carrington	CB	6-2	200	Northern Arizona	16	0	1989
90	Paul Carrington	DE	6-7	250	Central Florida	0	0	2007
89/77	Dwayne Carswell	TE/OL	6-3	260	Liberty	163	82	1994-2005
40	Dale Carter	CB	6-1	188	Tennessee	14	14	1999
20	Jamal Carter	S	6-1	215	Miami (Fla.)	16	0	2017-18
28/38	Quinton Carter	S	6-1	200	Oklahoma	30	10	2011-14
68	Rubin Carter	DT	6-0	256	Miami (Fla.)	166	151	1975-86
25/32	Tony Carter	CB	5-9	175	Florida State	40	3	2009, '11-14
37	Tony Carter	FB	6-0	235	Minnesota	16	6	2001
51	Tim Casey	LB	6-1	225	Oregon	2	0	1969
66	John Cash	E	6-3	240	Allen	28	N/A	1961-62
45	Tom Cassese	DB	6-1	198	C.W. Post	14	N/A	1967
28	Jeremiah Castille	CB	5-10	175	Alabama	27	15	1987-88
40	Grady Cavness	CB	5-11	187	Texas-El Paso	14	14	1969
86	Byron Chamberlain	TE	6-1	242	Wayne State (Neb.)	73	0	1995-2000
28	Jamaal Charles	RB	6-1	215	Texas	14	0	2017
83	Orson Charles	TE/FB	6-3	257	Georgia	0	0	2019
79	Barney Chavous	DE	6-3	252	South Carolina State	182	177	1973-85
91	Anthony Chickillo	OLB	6-3	255	Miami (Fla.)	11	0	2020
15	Max Choboian	QB	6-4	215	Cal State-Northridge	14	N/A	1966
55	Bradley Chubb	OLB	6-4	275	North Carolina State	49	49	2018-22
54/55	Patrick Chukwurah	LB	6-1	240	Wyoming	42	0	2003-06
78	Tom Cichowski	T	6-4	250	Maryland	13	0	1967-68
54	Ralph Cindrich	LB	6-1	228	Pittsburgh	1	0	1974
70	Tyson Clabo	G	6-6	314	Wake Forest	0	0	2004
78	Ryan Clady	T	6-6	325	Boise State	98	98	2008-15
19/86	Brian Clark	WR	6-2	204	North Carolina State	10	0	2006-07
78	Brian Clark	T	6-6	260	Clemson	0	0	1982
75	Chris Clark	T	6-5	305	Southern Mississippi	69	27	2010-14
47	Darius Clark	S	5-10	210	Duke	7	0	2000-01
43	Derrick Clark	RB	6-1	235	Evangel College	16	4	1994
88	Desmond Clark	TE	6-3	255	Wake Forest	41	6	1999-2001
20/27	Kevin Clark†	DB	5-10	185	San Jose State	26	3	1987-88, 90-91
73	Kelvin Clark	T	6-3	260	Nebraska	45	8	1979-81

No.	Name	Pos.	Hgt.	Wgt.	College	GP	GS	Years
93	Nic Clemons	DT	6-6	300	Georgia	10	0	2008
15	Mike Clendenent	K	5-11	191	Houston	3	0	1987
16	Tyrie Cleveland	WR	6-2	205	Florida	23	0	2020-22
32	Ha Ha Clinton-Dix	S	6-1	208	Alabama	0	0	2021
85	Daniel Coats	TE	6-3	264	Brigham Young	4	0	2010
34	Cedric Cobbs	RB	6-0	227	Arkansas	2	0	2006
26	Don Coffey	E	6-4	190	Memphis State	3	N/A	1963
48	George Coghill	S	6-0	210	Wake Forest	54	5	1998-2001
13	Keary Colbert	WR	6-1	205	Southern California	2	0	2008
84/81	Chris Cole	WR	6-0	195	Texas A&M	35	2	2000-03
34	Marquice Cole	CB	5-10	195	Northwestern	0	0	2013
46/21	KaRon Coleman	RB	5-7	198	Stephen F. Austin	15	0	2000-02
92/95	Marco Coleman	DE	6-3	270	Georgia Tech	23	16	2004-05
76	Steve Coleman	DE	6-5	252	Delaware State	2	0	1974
69	Tony Colorito	NT	6-5	260	Southern California	15	0	1986
4	Britton Colquitt	P	6-3	204	Tennessee	96	0	2009-15
59	Darren Comeaux	LB	6-1	227	Arizona State	60	0	1982-86
69	Tom Compton	OL	6-6	315	South Dakota	1	0	2022
80	Ed Cooke	DE	6-4	250	Maryland	28	N/A	1964-65
81	Andre Cooper	WR	6-2	210	Florida State	10	1	1999-2000
53	Jonathan Cooper	OLB	6-4	257	Ohio State	30	14	2021-22
63	Mark Cooper	G/T	6-5	270	Miami (Fla.)	53	12	1983-87
71	Paul Cornick	T	6-6	310	North Dakota State	12	6	2014
25	Kip Corrington	S	6-0	175	Texas A&M	32	1	1989-90
17	Quan Cosby	WR	5-9	189	Texas	10	0	2011
63	Dave Costa	DT	6-2	250	Utah	70	*56	1967-71
66	Bill Cottrell	G	6-4	255	Delaware Valley	11	0	1972
40	Curome Cox	S	6-1	204	Maryland	36	5	2005-07
35	Jeremy Cox	RB	6-0	226	Old Dominion	7	1	2020
66/77	Larry Cox	DT	6-3	255	Abilene Christian	33	*0	1965-68
32	Ferrish Cox	CB	6-0	198	Oklahoma State	15	9	2010
41	Eric Crabtree	FL	6-0	185	Pittsburgh	42	*14	1966-68
11	River Cracraft	WR	6-0	198	Washington State	8	0	2018
68	Gary Crane	LB	6-5	230	Arkansas State	6	0	1969
21	Su'a Cravens	S	6-1	198	Southern California	5	0	2018
29	Aaron Craver	RB	5-11	217	Fresno State	31	27	1995-96
33	Willis Crenshaw	FB	6-2	230	Kansas State	12	12	1970
93	Jared Crick	DE	6-4	285	Nebraska	16	15	2016-17
53/78	Ken Criter	LB	6-0	225	Wisconsin	75	1	1969-74
28	Damarea Crockett	RB	5-11	225	Missouri	12	0	2021-22
39	Ray Crockett	CB	5-10	184	Baylor	106	104	1994-2000
51	Mike Croel	LB	6-3	231	Nebraska	58	54	1991-94
96	Tim Crowder	DE	6-4	275	Texas	19	1	2007-08
54	Ed Cummings	LB	6-3	232	Stanford	14	N/A	1965
50	Carl Cunningham	LB	6-4	230	Houston	55	*42	1967-70
74	Mike Current	T	6-5	274	Ohio State	118	*105	1967-75
58	Scott Curtis	LB	6-1	230	New Hampshire	25	1	1989-90
79	Lloyd Cushenberry III	C	6-4	315	Louisiana State	40	40	2020-22
6	Jay Cutler	QB	6-3	233	Vanderbilt	37	37	2006-08

D

94	Lional Dalton	DT	6-1	309	Eastern Michigan	16	13	2002
5	Brad Daluiso	K	6-2	207	UCLA	16	0	1992
75	Eldon V. Danenhauer	T	6-5	245	Pittsburg State	79	N/A	1960-65
76	William A. Danenhauer	E	6-4	245	Emporia College	4	N/A	1960
81	Owen Daniels	TE	6-3	245	Wisconsin	16	16	2015
64	Stanley Daniels	OL	6-4	320	Washington	7	4	2010
21/23	Ronald Darby	CB	5-11	193	Florida State	16	16	2021-22
51	Stan David†	LB	6-3	211	Texas Tech	0	0	1987
62	Jeff Davidson	G/T	6-5	309	Ohio State	44	30	1990-92
54	Andra Davis	ILB	6-1	251	Florida	16	13	2009
4	Austin Davis	QB	6-2	221	Southern Mississippi	0	0	2016
17	Britt Davis	WR	6-3	205	Northern Illinois	3	0	2010
54	C.J. Davis	C/G	6-2	308	Pittsburgh	7	0	2012
32	Dick Davis	RB	5-11	215	Nebraska	2	0	1970
96	Dorsett Davis	DT	6-5	305	Mississippi State	14	0	2002-04
25	Eric Davis	CB	5-11	185	Jacksonville State	16	0	2001
62	Jack Davis	T	6-2	235	Arizona	2	N/A	1960
78	Marvin Davis	DT	6-4	252	Wichita State	1	N/A	1966
30	Terrell Davis	RB	5-11	210	Georgia	78	77	1995-2002
51	Todd Davis	ILB	6-1	230	Sacramento State	82	63	2014-19
80	Vernon Davis	TE	6-3	250	Maryland	9	4	2015
20	Brian Dawkins	S	6-0	210	Clemson	41	39	2009-11
33	Joe Dawkins	RB	6-0	223	Wisconsin	36	19	1971-73
20	Duke Dawson Jr.	CB	5-10	198	Florida	26	4	2019-20
84	Albert E. Day	T	6-2	216	Eastern Michigan	14	N/A	1960
55	Dillon Day	C	6-4	299	Mississippi State	0	0	2017
33	Ron Dayne	RB	5-10	245	Wisconsin	10	0	2005
17	Steve DeBerg	QB	6-3	205	San Jose State	33	11	1981-83
87	Eric Decker	WR	6-3	214	Minnesota	62	44	2010-13
39	Robert Delpino	RB	6-0	210	Missouri	16	3	1993
55	Rick Dennison	LB	6-3	220	Colorado State	128	52	1982-90
88	Al Denson	FL	6-2	208	Florida A&M	91	*34	1964-70
83	A.J. Derby	TE	6-5	255	Arkansas	15	4	2016-17
14	Todd Devoe	WR	6-2	198	Central Missouri State	15	0	2005-06
65	John Denvir	G	6-4	245	Colorado	11	N/A	1962
63	David Diaz-Infante	G/C	6-3	295	San Jose State	51	9	1996-98, '01
71	Wallace Dickey	T	6-3	260	Southwest Texas State	22	0	1968-69

BRONCOS ALL-TIME ROSTER, CONT.

No.	Name	Pos.	Hgt.	Wgt.	College	GP	GS	Years
35	Richard L. (Bo) Dickinson	FB	6-2	220	Southern Mississippi	20	N/A	1962-63
64	J.J. Dielman	G	6-5	309	Utah	0	0	2017
67	Christian DiLauro	T	6-6	300	Illinois	3	0	2022
10	Doug (Bucky) Dilts	P	5-9	185	Georgia	30	0	1977-78
29	Charles Dimry	CB	6-0	176	Nevada-Las Vegas	44	18	1991-93
2	Joe DiVito	QB	6-2	205	Boston College	3	0	1968
30	Hewritt Dixon	FB/TE	6-1	230	Florida A&M	33	N/A	1963-65
9	Riley Dixon	P	6-4	221	Syracuse	32	0	2016-17
31	Zachary Dixon	RB	6-0	203	Temple	5	0	1979
33	Dedrick Dodge	S	6-2	187	Florida State	16	1	1997
59	Kirk Dodge†	LB	6-1	231	Nevada-Las Vegas	3	1	1987
85	Chris Doering	WR	6-4	195	Florida	3	0	1999-2000
82	Jack Dolbin	WR	5-10	180	Wake Forest	62	32	1975-79
49	Matt Dominguez	TE/WR	6-2	219	Sam Houston State	12	0	2001
76	Tom Domres	DT	6-3	260	Wisconsin	16	8	1971-72
54	Mitch Donahue	LB	6-2	254	Wyoming	16	0	1993-94
59	Vontarrius Dora	OLB	6-4	256	Louisiana Tech	1	0	2016
33	Tony Dorsett	RB	5-11	192	Pittsburgh	16	13	1988-89
37	Lorenzo Doss	CB	5-11	187	Tulane	15	0	2015-17
78	Demar Dotson	T	6-9	315	Southern Mississippi	8	8	2020
45	Gary Downs	RB	6-0	212	North Carolina State	2	0	1995
14	Richard A. (Skip) Doyle	HB	6-0	193	Ohio State	6	N/A	1960
81	Joel Dreessen	TE	6-4	245	Colorado State	29	15	2012-13
9	Jeff Driskel	QB	6-4	235	Louisiana Tech	3	1	2020
99	Shane Dronett	DE	6-6	288	Texas	61	35	1992-95
76	Tom Drougas	T	6-4	257	Oregon	3	0	1974
34	Reuben Droughns	RB	5-11	207	Oregon	47	18	2002-04
97	Darren Drozdzov	DT	6-3	281	Maryland	6	2	1993-94
32	Joe Dudek†	RB	6-0	200	Plymouth State	2	2	1987
84	Wesley Duke	TE	6-5	225	Mercer	3	0	2005
80	Greg Dulcich	TE	6-4	245	UCLA	10	6	2022
92	Elvis Dumervil	OLB/DE	5-11	248	Louisville	91	75	2006-12
4	Rick Duncan	K	6-0	208	Eastern Montana	2	0	1967
21	Myron Dupree	CB	5-11	180	North Carolina Central	16	0	1983
55	Pete Duranko	DE	6-2	250	Notre Dame	98	76	1967-74
2	Zac Dysert	QB	6-3	221	Miami (Ohio)	0	0	2013
E								
91	Kasim Edebali	OLB	6-2	253	Boston College	9	0	2017
24	Booker Edgerson	CB	5-10	183	Western Illinois	6	0	1970
19	Chase Edmonds	RB	5-9	201	Fordham	5	1	2022
85	Ron Egloff	TE	6-5	230	Wisconsin	93	25	1977-83
91	Ebenezer Ekuban	DE	6-4	275	North Carolina	46	29	2005-08
1	Jason Elam	K	5-11	195	Hawaii	236	0	1993-2007
62	Jim Efrid	LB	N/A	N/A	Colorado State	0	0	1961
94	Luther Elliss	DT	6-5	318	Utah	8	0	2004
7	John Elway	QB	6-3	215	Stanford	234	231	1983-98
89	John Embree	WR	6-4	194	Compton J.C.	20	6	1969-70
60	John Engelberger	DE	6-4	260	Virginia Tech	61	22	2005-08
14	George Hunter Enis	QB	6-2	195	Texas Christian	4	N/A	1962
88	Pat Epperson	E	6-3	225	Adams State	9	N/A	1960
53	Tom Erlandson	LB	6-3	235	Washington State	34	N/A	1962-65
16	Mike Ernst	QB	6-1	190	Cal State-Fullerton	1	0	1972
3	Paul Ernster	P/K	6-0	217	Northern Arizona	18	0	2005-07
46	Terry Erwin	HB	6-0	190	Boston College	9	2	1968
67	Greg Eslinger	C	6-3	290	Minnesota	0	0	2006-07
40	Jay Dale Evans	HB	6-3	210	Kansas State	5	N/A	1961
88	Jerry Evans	TE	6-4	250	Toledo	44	15	1993-95
56	Larry Evans	LB	6-2	216	Mississippi College	101	41	1976-82
35	Blake Ezor	RB	5-9	181	Michigan State	9	0	1990
F								
74	Nico Falah	G/C	6-4	301	Southern California	0	0	2018
86	Stan Fanning	DE	6-7	270	Idaho	7	N/A	1964
87	Noah Fant	TE	6-4	249	Iowa	47	41	2019-21
44	Miller Farr	DB	6-1	190	Wichita State	7	N/A	1965
63	Sean Farrell	G	6-3	260	Penn State	10	4	1990-91
39	Rojesterman Farris	CB	5-11	180	Hawaii	1	0	2021
68	Mario Fatafehi	DT	6-2	300	Kansas State	32	25	2003-04
86	Daniel Fells	TE	6-4	252	Cal-Davis	16	15	2011
53	James Ferentz	C	6-2	285	Iowa	21	0	2015-16
25	Nick Ferguson	S	5-11	201	Georgia Tech	69	44	2003-07
85	Chafie Fields	WR	6-1	200	Penn State	0	0	2000
91	Ronald Fields	DL	6-2	314	Mississippi State	32	16	2009-10
37	Steve Fitzhugh†	DB	5-11	188	Miami (Ohio)	3	1	1987
5	Joe Flacco	QB	6-6	245	Delaware	8	8	2019
73	Cam Fleming	T	6-5	320	Stanford	20	19	2021-22
20	Billy Ray Fletcher	E	5-10	190	Memphis State	1	N/A	1966
73	Simon Fletcher	LB/DE	6-5	240	Houston	172	143	1985-95
61	Eric Floyd	OL	6-5	310	Auburn	1	0	1995
43	Steve Foley	DB	6-2	190	Tulane	150	135	1976-86
32	Garrett Ford	FB	6-2	230	West Virginia	14	3	1968
12	Mike Ford	CB	6-0	198	Southwest Missouri State	13	0	2021
57	Fred Forsberg	LB	6-1	235	Washington	53	40	1968-73

No.	Name	Pos.	Hgt.	Wgt.	College	GP	GS	Years
20	Justin Forsett	RB	5-8	195	California	4	3	2016
72	George Foster	T	6-5	338	Georgia	49	45	2003-06
16	Bennie Fowler	WR	6-1	212	Michigan State	45	5	2015-17
39	Vernon Fox	S	5-10	206	Fresno State	12	3	2008-09
22	Domonique Foxworth	CB	5-11	180	Maryland	46	18	2005-07
48	Mitchell Fraboni	LS	6-2	223	Arizona State	4	0	2022
84	Jason Franci	E	6-1	210	Cal-Santa Barbara	10	N/A	1966
74	Orlando Franklin	T/G	6-7	320	Miami	63	63	2011-14
31	Mike Franczkowiak	RB	6-3	220	Central Michigan	28	1	1975-76
51/55	Jim Fraser	LB/P	6-3	236	Wisconsin	42	N/A	1962-64
42	Al Frazier	HB	5-11	180	Florida A&M	31	N/A	1961-63
62	Mike Freeman	G	6-3	256	Arizona	26	9	1984-87
28	Royce Freeman	RB	6-0	238	Oregon	46	8	2018-20
68	Russell Freeman	T	6-7	290	Georgia Tech	43	37	1992-94
12	Gus Ferrotte	QB	6-3	230	Tulsa	14	7	2000-01
64	Lennie Friedman	G	6-3	285	Duke	33	22	1999-2002
98	Sione Fua	DT	6-1	310	Stanford	2	0	2013
17	Travis Fulgham	WR	6-2	215	Old Dominion	1	0	2021
23	Kyle Fuller	CB	5-11	194	Virginia Tech	16	10	2021
24	Randy Fuller	CB	5-10	180	Tennessee State	10	1	1994
84	Troy Fumagalli	TE	6-6	248	Wisconsin	19	5	2018-20
2	Will Furrer	QB	6-3	211	Virginia Tech	0	0	1994

G

10	Jabar Gaffney	WR	6-2	200	Florida	32	18	2009-10
80	Rico Gafford	WR	5-10	184	Wyoming	0	0	2021
45	Thomas Gafford	LS	6-2	250	Houston	6	0	2016
64	George Gaiser	T	6-4	255	Southern Methodist	10	7	1968
28	Bob Gaiters	HB	5-11	210	New Mexico State	6	N/A	1963
99	David Galloway	DE	6-3	277	Florida	10	0	1990
82	David Gamble	WR	6-1	190	New Hampshire	2	0	1997
77	Dylan Gandy	G	6-3	290	Texas Tech	0	0	2008
95	Elijah Garcia	DL	6-5	302	Rice	2	0	2022
73/76	Max Garcia	G	6-4	309	Florida	57	41	2015-18
41	Jerrold Garcia-Williams	ILB	6-2	235	Hawaii	11	0	2017-18
99	Daryl Gardener	DT	6-6	295	Baylor	5	2	2003
63	Ben Garland	G	6-5	308	Air Force	8	0	2014
52	Dave Garnett	LB	6-2	216	Stanford	3	0	1995
66	Scott Garnett	NT	6-2	271	Washington	16	1	1984
23	Drake Garrett	DB	5-9	183	Michigan State	15	13	1968-70
22	Olandis Gary	RB	5-11	218	Georgia	35	15	1999-2002
49	Quentin Gause	ILB	6-0	243	Rutgers	3	0	2016
61	Charles E. Gavin	DE	6-1	250	Tennessee State	47	N/A	1960-63
92	Ron Geater	NT	6-6	272	Iowa	3	0	1992
79	Jumpy Geathers	DT	6-7	283	Wichita State	16	0	1996-97
57	Bob Geddes	LB	6-2	240	UCLA	14	3	1972
40	Jack Gehrke	WR	6-0	178	Utah	14	10	1971
6	Ralph Giaccommarot	P	6-1	190	Penn State	3	0	1987
90	Freddie Gilbert	DE	6-4	275	Georgia	35	8	1986-88
2/30	Cookie Gilchrist	FB	6-3	251	No college	15	N/A	1965, 1967
17	Scotty Glacken	QB	6-0	190	Duke	10	N/A	1966-67
61	Graham Glasgow	G	6-6	310	Michigan	37	33	2020-22
49	Glenn Glass	DB	6-1	205	Tennessee	6	N/A	1966
62	Tom Glassic	G	6-3	254	Virginia	105	93	1976-83
67	George Goeddeke	G	6-3	253	Notre Dame	66	*55	1967-72
52	Ian Gold	LB	6-0	223	Michigan	99	67	2000-03, 05-07
45/23	Austin (Goose) Gonsoulin	DB	6-3	210	Baylor	94	N/A	1960-66
79	John Gonzaga	G	6-3	247	No college	11	N/A	1966
94	Ahmad Gooden	OLB	6-2	245	Samford	3	0	2019
21	André Goodman	CB	5-10	184	South Carolina	40	40	2009-11
62	Brian Goodman	G	6-2	250	UCLA	0	0	1975
64	Harvey Goodman	G	6-4	260	Colorado	14	0	1976
16	D'Andre Goodwin	WR	5-10	191	Washington	0	0	2011
63	Amon Gordon	DT	6-2	305	Stanford	4	4	2007
28	Cornell Gordon	CB	6-0	187	North Carolina A&T	29	14	1970-72
21/23	Darrien Gordon	CB	5-11	184	Stanford	32	32	1997-98
25	Melvin Gordon III	RB	6-1	215	Wisconsin	41	32	2020-22
89	Richard Gordon	TE	6-4	265	Miami	1	0	2015
77	Brandon Gorin	T	6-6	309	Purdue	6	1	2009
99	Adam Gotsis	DE	6-4	287	Georgia Tech	57	28	2016-19
83	Sam Graddy	WR	5-10	165	Tennessee	8	0	1987-88
52/53	Randy Gradishar	LB	6-3	233	Ohio State	145	134	1974-83
75	Gino Gradkowski	C	6-3	300	Delaware	7	0	2018
89	Daniel Graham	TE	6-3	257	Colorado	63	61	2007-10
58	Tom Graham	LB	6-2	235	Oregon	33	23	1972-74
35	John Granby	S	6-1	200	Virginia Tech	4	0	1992
63	John Grant	DT/DE	6-3	241	Southern California	99	42	1973-79
95	Paul Grasmanis	DT	6-2	298	Notre Dame	5	0	1999
72	Marsharne Graves	T	6-3	268	Arizona	1	0	1984
74	Cornell Green	T	6-6	315	Central Florida	14	0	2004-05
28	Gaston Green	RB	5-10	189	UCLA	27	25	1991-92
53/52	Louis Green	LB	6-3	237	Alcorn State	64	0	2004-08
87	Paul Green	TE	6-3	236	Southern California	0	0	1989
85	Virgil Green	TE	6-5	255	Nevada	100	49	2011-17
85	Willie Green	WR	6-4	195	Mississippi	32	2	1997-98
20	Charles Greer	DB	6-0	205	Colorado	88	85	1968-74
85	James D. Greer	E	6-3	215	Elizabeth City State	14	N/A	1960
5	Randy Gregory	OLB	6-5	242	Nebraska	6	3	2022

BRONCOS ALL-TIME ROSTER, CONT.

No.	Name	Pos.	Hgt.	Wgt.	College	GP	GS	Years
14	Brian Griese	QB	6-3	215	Michigan	53	51	1998-2002
46	John Griffin	HB	6-1	190	Memphis State	26	N/A	1964-66
22/21	Quentin Griffin	RB	5-7	195	Oklahoma	16	5	2003-05
29	Howard Griffith	FB	6-0	240	Illinois	59	56	1997-2001
50	Jonas Griffith	ILB	6-4	250	Indiana State	22	12	2021-22
89	Bill Groman	HB/E	6-0	194	Heidelberg	14	N/A	1963
49	Chris Gronkowski	FB	6-2	245	Arizona	14	0	2012
82	Dan Gronkowski	TE	6-5	255	Maryland	12	4	2010
11	Jarrett Guarantano	QB	6-3	219	Washington State	0	0	2022
77	Dick Guesman	T/K	6-4	255	West Virginia	14	N/A	1964
37	Kevin Guidry	CB	6-0	176	Louisiana State	14	0	1988
53	Donald Gulseth	LB	6-1	240	North Dakota	5	N/A	1966
63	Melwood N. (Buzz) Guy	G	6-3	248	Duke	9	N/A	1961-62
H								
75	Brian Habib	G	6-7	293	Washington	78	78	1993-97
48	Dale Hackbart	S	6-3	210	Wisconsin	3	2	1973
85	Joey Hackett	TE	6-5	267	Elon College	16	3	1986
4	Darrell Hackney	QB	6-0	248	Alabama-Birmingham	0	0	2007-08
84	Mike Haffner	E	6-2	200	UCLA	34	16	1968-70
54	Britt Hager	LB	6-1	225	Texas	18	5	1995-96
57	Mario Haggan	OLB	6-3	267	Mississippi State	56	33	2008-11
22	Steve Hangerty	DB	5-10	175	UNLV	1	0	1975
49/27	Nate Hairston	CB	6-0	185	Temple	19	1	2020-21
26	Chris Hale	DB	5-7	164	Southern California	0	0	1993
93	Ronnie Haliburton	LB	6-4	230	Louisiana State	13	0	1990-91
23	Andre Hall	RB	5-10	212	South Florida	18	1	2007-08
40	Darryl Hall	S	6-2	210	Washington	32	5	1993-94
50	Ben Hamilton	G/C	6-4	290	Minnesota	111	104	2001-09
17	DaSean Hamilton	WR	6-1	206	Penn State	46	9	2018-20
69	Darrell Hamilton	T	6-5	298	North Carolina	21	10	1989-91
74	Justin Hamilton	DT	6-2	315	Louisiana-Lafayette	0	0	2021
13/1	KJ Hamler	WR	5-9	178	Penn State	23	6	2020-22
72	Wayne Hammond	DT	6-5	257	Montana State	5	0	1976
16	Caleb Hanie	QB	6-2	222	Colorado State	0	0	2012
86	Patrick Hape	TE/FB	6-4	262	Alabama	63	13	2001-04
23	Billy Hardee	DB	6-0	184	Virginia Tech	2	0	1976
31	Mike Harden	CB/S	6-1	192	Michigan	128	98	1980-88
41	Anthony Harris	S	6-1	192	Virginia	3	0	2022
78	Archie Harris†	OL	6-6	270	William & Mary	3	0	1987
25	Chris Harris Jr.	CB	5-10	199	Kansas	139	121	2011-19
27	Davontae Harris	CB	5-11	200	Illinois State	23	7	2019-20
92	Jonathan Harris	DL	6-5	295	Lindenwood	14	4	2019-22
31	Quentin Harris	S	6-1	213	Syracuse	6	0	2006
34	Raymont Harris	RB	6-0	226	Ohio State	3	0	2000
74/72/68	Ryan Harris	T	6-5	300	Notre Dame	62	50	2007-11, '15
96	Shelby Harris	DE/NT	6-2	290	Illinois State	75	49	2017-21
68	Steven Harris	DT	6-5	305	Florida	4	0	2007
47	Tony Harris	WR	6-2	190	Toledo	0	0	1972
82	Dwight Harrison	WR	6-1	187	Texas A&I	12	6	1971-72
95	Derrick Harvey	DE	6-5	268	Florida	5	0	2011
27	Maurice Harvey	DB	5-10	190	Ball State	31	3	1978-80
52	Richard Harvey	LB	6-1	235	Tulane	16	1	1994
96	Harald Hasselbach	DE	6-6	285	Washington	112	29	1994-2000
3	Steven Hauschka	K	6-4	210	North Carolina State	4	0	2010
67	Johnny Ray Hatley	T	6-3	249	Sul Ross State	14	N/A	1960
37	Tim Hauck	S	5-10	187	Montana	32	0	1995-96
71	Arthur A. Hauser	T	6-0	237	Xavier	14	N/A	1961
29/33	Wendell Hayes	HB	6-1	220	Humboldt State	39	N/A	1965-67
82	Herb Haygood	WR	5-11	193	Michigan State	4	0	2002
28	Abner Haynes	HB	6-0	190	North Texas State	28	N/A	1965-66
37	Alex Haynes	RB	5-10	230	Central Florida	0	0	2008
36	Mark Haynes	CB	5-11	194	Colorado	52	27	1986-89
98	Reggie Hayward	DE	6-5	270	Iowa State	47	19	2001-04
23	Alfred Hayward	RB	5-11	215	Bethune-Cookman	2	0	1975
20	Garrison Hearst	RB	5-11	215	Georgia	7	0	2004
22	Vaughn Hebron	RB	5-8	195	Virginia Tech	47	1	1996-98
85	Temmarick Hemingway	TE	6-5	246	South Carolina State	5	0	2018
11	Carlos Henderson	WR	5-11	199	Louisiana Tech	0	0	2017-18
33	De'Angelo Henderson	RB	5-7	208	Coastal Carolina	5	0	2017
24	Wymon Henderson	CB	5-10	190	Nevada-Las Vegas	62	56	1989-92
86	Jerry Hendren	WR	6-2	187	Idaho	10	0	1970
68	Brad Henke	DE/NT	6-3	275	Arizona	2	0	1989
91	Matt Henningsen	DE	6-3	291	Wisconsin	17	0	2022
84	Mitchell Henry	TE	6-4	252	Western Kentucky	2	0	2015
20	Travis Henry	RB	5-9	230	Tennessee	12	7	2007
89	Gary Henson	E	6-3	200	Colorado	1	N/A	1964
43	Lonnie Hepburn	CB	5-11	180	Texas Southern	14	4	1974
31	Kelly Herndon	CB	5-10	180	Toledo	45	27	2002-04
79	Steve Herndon	G	6-4	292	Georgia	22	12	2001-03
16	George W. Herring	QB/P	6-2	200	Southern Mississippi	28	N/A	1960-61
10	Mark Herrmann	QB	6-4	200	Purdue	2	1	1981-82
50	Jon Hesse	LB	6-3	258	Nebraska	0	0	1997
40	Jacob Hester	FB	5-11	235	Louisiana State	3	0	2012

No.	Name	Pos.	Hgt.	Wgt.	College	GP	GS	Years
82	Jeff Heurman	TE	6-5	255	Ohio State	51	29	2015-19
31	Bo Hickey	FB	5-11	230	Maryland	12	N/A	1967
28	Clifford Hicks	CB	5-9	190	Oregon	6	0	1995
29	Faion Hicks	CB	5-10	192	Wisconsin	2	0	2022
56/65	Walter Highsmith	C	6-3	247	Florida A&M	23	1	1968-69
84	Jack Hill	HB	6-1	185	Utah State	14	N/A	1961
23	Renaldo Hill	S	5-11	205	Michigan State	29	29	2009-10
21	Randy Hilliard	CB	5-11	165	Northwestern (La.) State	54	7	1994-97
22	Peyton Hillis	RB	6-1	240	Arkansas	26	8	2008-09
21/23	Ronnie Hillman	RB	5-10	195	San Diego State	48	14	2012-15
76	Tony Hills	T	6-5	304	Texas	0	0	2011
78	Drew Himmelman	T	6-10	315	Illinois State	1	0	2021
2/9	Kendall Hinton	WR	6-0	195	Wake Forest	29	6	2020-22
12	Domenik Hixon	WR	6-2	185	Akron	4	0	2006-07
71	Russ Hochstein	OL	6-4	305	Nebraska	44	16	2009-11
23	George Hoey	DB	5-10	174	Michigan	1	0	1975
87	John Hoffman	DE	6-7	260	Hawaii	2	1	1972
9	Kevin Hogan	QB	6-3	218	Stanford	0	0	2018
64	John Hohman	G	6-1	245	Wisconsin	24	N/A	1965-66
49	Aljah Holder	S	6-2	188	Stanford	10	0	2019-20
90	Darius Holland	DT	6-5	330	Colorado	18	14	2003-04
46	Jeff Holland	OLB	6-2	249	Auburn	3	0	2018
70	Montrae Holland	G	6-2	322	Florida State	16	16	2007
11	Trindon Holliday	WR	5-5	170	Louisiana State	25	0	2012-13
99	Vonnie Holliday	DL	6-5	285	North Carolina	16	3	2009
73	Shawn Hollingsworth	T	6-2	260	Angelo State	5	0	1983
52	Justin Hollins	LB	6-5	248	Oregon	15	0	2019
34	Gus Hollomon	DB	6-3	195	Houston	27	9	1968-69
19	Andre Holmes	WR	6-4	210	Hillsdale College	3	0	2018
90	Ron Holmes	DE	6-4	261	Washington	52	32	1989-92
73/74	Gordon (Gordy) Holz	DT	6-4	260	Minnesota	56	N/A	1960-63
74/78	Winford Hood	G/T	6-3	262	Georgia	47	9	1984-88
50	Jerry Hopkins	LB	6-2	235	Texas A&M	49	N/A	1963-66
2	Mike Horan	P	5-11	192	Long Beach State	86	0	1986-92
13	Don Horn	QB	6-2	195	San Diego State	11	9	1971-72
60	Paul Howard	G	6-3	260	Brigham Young	187	147	1973-86
3	Bobby Howfield	K	5-9	180	No college	40	0	1968-70
57	John Huard	LB	6-0	228	Maine	42	*28	1967-69
53	Robert Hudson	LB	6-4	225	Clemson	16	N/A	1960-61
29	Michael Huff	S	6-0	211	Texas	3	0	2013
14/16	John Huftnagel	QB	6-1	194	Penn State	9	1	1973-75
20	Delvin Hughley	CB	5-10	202	Jacksonville State	0	0	2001
26	Bobby Humphrey	RB	6-1	201	Alabama	35	26	1989-91
2	Bob Humphreys	K	6-1	240	Wichita State	10	0	1967-68
79	Stefan Humphries	G	6-3	265	Michigan	8	8	1987-88
98	Ricky Hunley	LB	6-2	242	Arizona	52	29	1984-87
25	Daniel Hunter	CB	5-11	178	Henderson State	26	0	1985-86
52/90	Jason Hunter	LB/DE	6-4	271	Appalachian State	32	14	2010-12
39	Michael Hunter	CB	6-0	192	Oklahoma State	0	0	2017
8	Todd Husak	QB	6-3	216	Stanford	0	0	2001
65/67	Glenn Hyde	G/T	6-3	253	Pittsburgh	99	11	1976-81, '84-85
33	Duke Ihenacho	S	6-1	207	San Jose State	17	14	2012-13
73	Martin Imhof	DE	6-6	255	San Diego State	1	0	1976
62	Jerry Inman	DT	6-2	256	Oregon	82	*19	1966-73
56	Nate Irving	LB	6-1	245	North Carolina State	54	12	2011-14
59	Brian Iwuh	LB	6-0	239	Colorado	0	0	2011
29	Bernard Jackson	DB	6-0	178	Washington State	46	43	1977-80
16	Chad Jackson	WR	6-1	215	Florida	4	0	2008
29	Chevis Jackson	CB	5-11	193	Louisiana State	0	0	2010
82	Darrell Jackson	WR	5-11	210	Florida	12	2	2008
17	Jarious Jackson	QB	6-0	228	Notre Dame	5	1	2000-03
22	Kareem Jackson	S	5-10	183	Alabama	61	61	2019-22
25	Lamar Jackson	CB	6-2	205	Nebraska	3	0	2022
68	Larron Jackson	G	6-3	270	Missouri	54	46	1971-74
78	Larry Jackson	DE	6-3	262	Texas A&M	0	0	1995
70/97	Malik Jackson	DE	6-5	293	Tennessee	62	24	2012-15
80	Mark Jackson	WR	5-9	180	Purdue	100	68	1986-92
14/89/81	Nate Jackson	TE	6-3	235	Menlo College	41	4	2003-08
87	Richard Jackson	DE	6-3	255	Southern	67	*52	1967-72
25/28	Roger Jackson	DB	6-0	186	Bethune-Cookman	53	6	1982-85, '87
57	Tom Jackson	LB	5-11	220	Louisville	191	177	1973-86
52	Frank Jackunas	C	6-3	225	Detroit Mercy	0	0	1963
50	Ray Jacobs	LB	6-2	244	North Carolina	31	0	1994-95
83	Ray Jacobs	DT	6-3	285	Howard Payne	46	N/A	1963-66
19	Taylor Jacobs	WR	6-1	210	Florida	6	0	2007
70	Ja Wuan James	T	6-6	312	Tennessee	3	3	2019-20
20	Tory James	CB	6-1	195	Louisiana State	48	6	1996-99
23	Quentin Jammer	CB	6-0	204	Texas	11	1	2013
70	Charlie Janerette	DT	6-3	265	Penn State	28	N/A	1964-65
26	Tom Janik	DB/P	6-3	190	Texas A&I	23	N/A	1963-64
32	Andy Janovich	FB	6-1	238	Nebraska	50	19	2016-19
43	Pete Jaquess	DB	6-0	185	Eastern New Mexico	36	*13	1967-70
98	Tyrique Jarrett	NT	6-3	335	Pittsburgh	1	0	2017
81/82	Patrick Jeffers	WR	6-3	218	Virginia	14	0	1996-97

BRONCOS ALL-TIME ROSTER, CONT.

No.	Name	Pos.	Hgt.	Wgt.	College	GP	GS	Years
32	Billy Jenkins	S	5-10	205	Howard	22	16	2000-01
30	Jim Jensen	RB	6-3	230	Iowa	41	20	1977-80
77	Timmy Jernigan	DL	6-2	295	Florida State		0	2020
81	William Jessup	F	6-1	195	Southern California	9	N/A	1960
51	Eugene Jeter	LB	6-3	235	Arkansas AM&N	30	N/A	1965-67
17	Jerry Judy	WR	6-1	193	Alabama	41	33	2020-22
3	Josey Jewell	ILB	6-2	236	Iowa	62	43	2018-22
3	William (Billy) Joe	FB	6-2	235	Villanova	28	N/A	1963-64
45	Alexander Johnson	ILB	6-2	255	Tennessee	38	34	2018-21
86	Barry Johnson	WR	6-2	197	Maryland	7	0	1991
89	Brandon Johnson	WR	6-2	195	Central Florida	4	1	2022
86	Butch Johnson	WR	6-1	187	Cal-Riverside	32	17	1984-85
12	Charley Johnson	QB	6-1	200	New Mexico State	54	41	1972-75
66	Chuck Johnson	T	6-5	275	Texas	16	0	1992-93
25	Darius Johnson	CB/S	5-9	185	Oklahoma	61	4	1996-99
21	Earl Johnson†	DB	6-0	195	South Carolina	3	3	1987
61	Ellis Johnson	DT	6-2	288	Florida	13	0	2004
41/49	Jamar Johnson	S	6-1	197	Indiana	3	0	2021
87	Jason Johnson	WR	5-10	178	Illinois State	8	0	1988
37	Jeremiah Johnson	RB	5-9	210	Oregon	8	0	2011
90	Jerry Johnson	DT	6-0	290	Florida State	9	0	2000-01
11	Josh Johnson	QB	6-2	201	San Diego	0	0	2022
39	Kyle Johnson	FB	6-0	242	Syracuse	45	24	2002, '04-'07
45	Quinn Johnson	FB	6-1	263	Louisiana State	0	0	2011
99	Raylee Johnson	DE	6-3	272	Arkansas	14	1	2004
59	Reggie Johnson	TE	6-2	256	Florida State	44	22	1991-93
83	Steven Johnson	LB	6-1	237	Kansas	41	7	2012-14
82	Vance Johnson	WR	5-11	185	Arizona	128	80	1985-93, '95
95	Tim Joiner†	LB	6-4	235	Louisiana State	3	3	1987
24	Adam Jones	CB	5-10	185	West Virginia	7	2	2018
26	Calvin Jones	CB	5-7	170	Washington	46	44	1973-76
39	Cyrus Jones	CB	5-10	200	Alabama	0	0	2019
53	Danté Jones	LB	6-1	235	Oklahoma	5	5	1995
20	Daryll Jones†	DB	6-0	190	Georgia	1	1	1987
69	David Jones†	OL	6-3	262	Texas	3	1	1987
97	D. J. Jones	DT	6-0	305	Mississippi	15	15	2022
86	Dominique Jones	TE	6-3	270	Shepherd	1	0	2014
93	Dre'Mont Jones	DE	6-3	281	Ohio State	56	29	2019-22
72	Ernest Jones	DE	6-2	263	Oregon	8	0	1996-98
35	Henry Jones	RB	6-2	235	Grambling	2	0	1969
43	Herana-Daze Jones	S	5-11	205	Indiana	2	0	2008
93	James Jones	DT	6-2	290	Northern Iowa	16	16	1995
80	Jim Jones	WR	6-3	195	Wisconsin	13	0	1968
43	Joseph Jones	ILB	6-0	231	Northwestern	49	0	2017-20
60	K.C. Jones	C	6-1	275	Miami (Fla.)	16	0	1997-2000
32	Leonard Jones†	DB	6-2	185	Texas State	2	0	1987
33	Nate Jones	CB	5-10	185	Rutgers	16	3	2010
71	Rondell Jones	S	6-2	210	North Carolina	62	3	1993-96
35	Rulon Jones	DE	6-6	260	Utah State	129	100	1980-88
70	Sam Jones	G/C	6-5	290	Arizona State	4	0	2018
77	Tony Jones	T	6-5	290	Western Carolina	60	60	1997-2000
31	Victor Jones	RB	5-8	212	Louisiana State	16	1	1992
32	LaMont Jordan	RB	5-10	242	Maryland	9	0	2009
54/85	Larry Jordan	E/LB	6-6	230	Youngstown State	10	N/A	1962, '64
83	Donald G. Joyce	E	6-3	253	Tulane	6	N/A	1962
99	Seth Joyner	LB	6-2	245	Texas-El Paso	16	1	1998
66	Jim Juriga	T/G	6-6	269	Illinois	32	31	1986-90
77	Winston Justice	T	6-6	317	Southern California	4	0	2013
K								
55	John Kacherski	LB	6-2	240	Ohio State	7	0	1992
59	Larry Kaminski	C	6-2	245	Purdue	96	*54	1966-73
72	Bob Kampa	DT	6-4	252	California	4	1	1974
13	Danny Kanell	QB	6-3	218	Florida State	5	2	2003-04
12	Ken Karcher	QB	6-3	205	Tulane	4	3	1987-88
3	Rich Karlis	K	6-0	180	Cincinnati	101	0	1982-88
72	Keith Kartz	C/T	6-4	270	California	14	89	1987-94
82	Kevin Kasper	WR	6-0	193	Iowa	14	4	2001-02
88	Clarence Kay	TE	6-2	237	Georgia	135	126	1984-92
61	Bill Keating	DT	6-2	242	Michigan	20	N/A	1966-67
4	Case Keenum	QB	6-1	215	Houston	16	16	2018
32	Mike Kellogg	FB	6-0	230	Santa Clara	10	N/A	1966-67
6	Chad Kelly	QB	6-2	224	Mississippi	1	0	2017-18
86/87	Pat Kelly	TE	6-6	252	Syracuse	32	1	1988-89
28	Kenoy Kennedy	S	6-1	215	Arkansas	73	59	2000-04
85	Eddie Kennison	WR	6-0	195	Louisiana State	8	6	2001
33	Shiloh Keo	S	5-11	205	Idaho	7	0	2015-16
68	Crawford Ker	G	6-3	288	Florida	12	10	1991
1	Brett Kern	P	6-3	205	Toledo	22	0	2008-09
92	Zach Kerr	DE	6-2	334	Delaware	28	1	2017-18
32	Jon Keyworth	RB	6-3	230	Colorado	95	69	1974-80
33	Jim Kiick	RB	5-11	214	Wyoming	17	0	1976-77
98	Darius Kilgo	NT	6-3	319	Maryland	18	0	2015-16
80/82	Tony Kimbrough	WR	6-2	192	Jackson State	27	0	1993-94
81	Todd Kinchen	WR	5-11	187	Louisiana State	7	0	1996

No.	Name	Pos.	Hgt.	Wgt.	College	GP	GS	Years
70	Donald W. King	E	6-3	260	Kentucky	14	N/A	1960
1	Marquette King	P	6-0	195	Fort Valley State	4	0	2018
84	Vince Kinney	WR	6-2	190	Maryland	23	0	1978-79
87	David Kircus	WR	6-2	192	Grand Valley State	16	0	2006
43	Micah Kiser	ILB	6-0	244	Virginia	10	2	2021
97	Bruce Klostermann	LB	6-4	230	South Dakota State	37	5	1986-89
16	Jeff Knapple	QB	6-2	200	Northern Colorado	2	0	1980
99	Shawn Knight	NT	6-6	290	Brigham Young	14	0	1988
94/98	Terrance Knighton	DT	6-3	335	Temple	32	32	2013-14
4	Micah Knorr	P/K	6-2	199	Utah State	36	0	2002-04
56	Mike Knox†	LB	6-2	240	Nebraska	3	0	1987
90	Jonathan Kongbo	OLB	6-5	255	Tennessee	3	0	2022
73	Robert E. Konovsky	E	6-2	246	Wisconsin	13	N/A	1961
67	Dan Koppen	C	6-2	300	Boston College	15	12	2012-13
79	Cyrus Kouandjio	T	6-7	325	Alabama	5	1	2017-18
53	Niko Koutouvides	LB	6-2	238	Purdue	14	0	2008
71	Greg Kragen	NT	6-3	263	Utah State	136	116	1985-93
42	Casey Kreiter	LS	6-1	250	Iowa	58	0	2016-19
86	Jim Krieg	WR	5-9	172	Washington	6	0	1972
84	Henry Krieger-Coble	TE	6-4	248	Iowa	2	0	2016
12	Gary Kroner	K	6-1	200	Wisconsin	31	N/A	1965-67
52	Ray Kubala	C	6-5	265	Texas A&M	41	N/A	1964-67
8	Gary Kubiak	QB	6-0	192	Texas A&M	119	5	1983-91
52	Frank W. Kuchta	C	6-2	225	Notre Dame	12	N/A	1960
73	Chris Kuper	G	6-4	303	North Dakota	90	79	2006-13
22	Aaron Kyle	DB	5-11	185	Wyoming	35	34	1980-82
L								
83	Matt LaCrosse	TE	6-6	255	Illinois	17	5	2017-18
40	Ron Lamb	FB	6-2	225	South Carolina	3	3	1968
51/76	Gordon Lambert	LB	6-5	245	Tennessee-Martin	14	0	1968-69
50	Pat Lamberti Jr.	LB	6-2	225	Richmond	7	N/A	1961
33	Gene Lang	RB	5-10	196	Louisiana State	55	10	1984-87
76	Kenard Lang	DE	6-3	264	Miami (Fla.)	16	16	2006
21	Le-Lo Lang	CB	5-11	185	Washington	54	1	1990-93
43	Harvey Langi	LB	6-2	250	Brigham Young	3	0	2022
27	Brendan Langley	CB	6-0	199	Lamar	16	0	2017-18
67/76	Ken Lanier	T	6-3	281	Florida State	177	165	1981-92, '94
80	Dan LaRose	DE	6-5	250	Missouri	11	N/A	1966
77	Carl James Larpenter	G	6-4	235	Texas	28	N/A	1960-61
46	Spencer Larsen	FB/LB	6-2	243	Arizona	50	15	2008-11
87	Bill Larson	TE	6-4	225	Colorado State	2	0	1980
45	Bill Laskey	LB	6-3	235	Michigan	25	21	1973-74
73	Isaac T. Lassiter	E	6-5	270	St. Augustine	23	N/A	1962-64
75	Kit Lathrop	DE	6-5	255	Arizona State	9	0	1979
14	Cody Latimer	WR	6-2	215	Indiana	45	3	2014-17
72	Don Latimer	DT	6-3	259	Miami (Fla.)	80	8	1978-83
26	Ty Law	CB	5-11	200	Michigan	7	2	2009
48/83	Mike Leach	TE/LS	6-2	240	William & Mary	104	0	2002-08
65	Ron Leary	G	6-3	320	Memphis	29	29	2017-19
10	Jim LeClair	QB	6-1	200	C.W. Post	8	*2	1967-68
53	Roger LeClerc	C	6-3	235	Trinity (Conn.)	8	N/A	1967
15	Jacky Lee	QB	6-1	189	Cincinnati	18	N/A	1964-65
68	Larry Lee	C/G	6-2	265	UCLA	13	5	1987-88
81	Max Leetow	DE	6-4	240	Idaho	28	N/A	1965-66
85	Ashley Lelie	WR	6-3	200	Hawaii	64	0	2002-05
54	Mike Lemon	LB	6-2	218	Kansas	1	0	1975
51	Paris Lemon	LB	6-2	240	Richmond	14	6	2013
28	Jack Lentz	S	6-0	190	Holy Cross	26	*7	1967-68
36	Jim Leonhard	S	5-8	188	Wisconsin	16	1	2012
94	Louis Leonhard	DL	6-4	325	Fresno State	0	0	2010
78	Matt Lepsis	T	6-4	290	Colorado	150	133	1997-2007
26	Darrell Lester	FB	6-2	228	McNeese State	23	N/A	1965-66
94	Leon Lett	DE	6-6	290	Emporia State	12	0	2001
62	Corey Levin	G/C	6-4	307	Tennessee-Chattanooga	0	0	2019
54	D.D. Lewis	LB	6-1	241	Texas	5	0	2007
20/41	Greg Lewis	RB	5-10	214	Washington	32	5	1991-92
24	Hal Lewis	DB	6-0	185	Arizona State	1	0	1968
48	Herman Lewis	E	6-2	188	Virginia Union	0	0	1968
8	Jeff Lewis	QB	6-2	211	Northern Arizona	5	0	1996-98
67	Kory Lichtensteiger	C	6-3	295	Bowling Green State	16	0	2008
22	Tony Lilly	S	6-0	199	Florida	58	15	1984-87
30	Phillip Lindsay	RB	5-8	190	Colorado	42	32	2018-20
33	Hub Lindsey	HB	5-11	196	Wyoming	3	0	1968
2	Steve Lindsey	K	6-1	185	Mississippi	6	0	2000
14	Pete Liske	QB	6-3	200	Penn State	18	11	1969-70
44	Floyd Little	HB	5-10	196	Syracuse	117	*93	1967-75
84	Brandon Lloyd	WR	6-0	194	Illinois	22	16	2009-11
74	Bill Lobenstein†	DL	6-3	261	Wisconsin-Whitewater	3	0	1987
3	Drew Lock	QB	6-4	228	Missouri	24	21	2019-21
37/6	P.J. Locke III	S	5-10	202	Texas	47	0	2020-22
89	Kerry Lockint†	TE	6-3	230	New Mexico State	3	0	1987
87	Mike Lodish	DT	6-3	275	UCLA	92	19	1995-2000
89	Dave Logan	WR	6-4	219	Colorado	4	0	1984
31	Derek Loville	RB	5-10	203	Oregon	42	0	1997-99
37	Calvin Lowry	S	5-11	200	Penn State	11	3	2008
58/59	Tim Lucas	LB	6-3	230	California	75	11	1987-93
21	Tommy Luke	LB	6-0	190	Mississippi	7	1	1968

BRONCOS ALL-TIME ROSTER, CONT.

No.	Name	Pos.	Hgt.	Wgt.	College	GP	GS	Years
10	Triandos Luke	WR	5-10	189	Alabama	10	0	2004
22	Fran Lynch	HB	6-1	205	Hofstra	99	*14	1967-76
47	John Lynch	S	6-2	220	Stanford	60	59	2004-07
12	Paxton Lynch	QB	6-7	244	Memphis	5	4	2016-17
37	Anthony Lynn	RB	6-3	230	Texas Tech	61	0	1993, 97-99
61	Tom Lyons	G	6-2	230	Georgia	73	62	1971-76
41	Rob Lytle	TE/RB	5-11	195	Michigan	87	23	1977-83
M								
52	Dan MacDonald†	LB	6-2	230	Idaho State	3	0	1987
37	Marlon Mack	RB	6-0	212	South Florida	6	0	2022
8	Tommy Maddox	QB	6-4	205	UCLA	29	4	1992-93
82	Adrian Madise	WR	5-11	215	Texas Christian	11	0	2003-04
49	Craig Mager	CB	5-11	200	Texas State	0	0	2018
78	Don Maggs	G/T	6-5	290	Tulane	16	3	1993-94
98	Josh Mallard	DL	6-2	259	Georgia	8	0	2007
33	Ernest G. (Pete) Mangum	LB	6-0	219	Mississippi	14	N/A	1960
18	Peyton Manning	QB	6-5	230	Tennessee	58	57	2012-15
83	Wade Manning	WR	5-11	190	Ohio State	25	0	1981-82
66/69	Brison Manor	DE	6-4	247	Arkansas	107	34	1977-84
33	Marquand Manuel	S	6-0	213	Florida	16	14	2008
50	Bobby Maples	C	6-3	250	Baylor	98	61	1972-78
26	Laurence Maroney	RB	5-11	220	Minnesota	4	3	2010
32	Curtis Marsh	CB	6-1	197	Utah State	0	0	2015
86	Arthur Marshall	WR	5-11	175	Georgia	32	10	1992-93
15	Brandon Marshall	WR	6-4	230	Central Florida	61	47	2006-09
54	Brandon Marshall	LB	6-1	250	Nevada	69	63	2013-18
43	Charles E. Marshall	HB	6-0	180	Oregon State	5	N/A	1962
36	Trey Marshall	S	6-0	207	Florida State	30	2	2018-20
29	Warren Marshall	RB	6-0	218	James Madison	1	0	1987
47	Paul Martha	S	6-0	187	Pittsburgh	13	12	1970
54	Jake Martin	OLB	6-2	242	Temple	5	0	2022
6	Sam Martin	P	6-1	211	Appalachian State	33	0	2020-21
17	Glenn Martinez	WR	6-1	183	Saginaw Valley State	14	1	2007-08
70	Bobby Massie	T	6-6	325	Mississippi	13	13	2021
83/85	Rick Massie	WR	6-1	190	Kentucky	13	4	1987-88
81	Billy Masters	TE	6-5	240	Louisiana State	66	29	1970-74
27	Damarri Mathis	CB	5-11	195	Pittsburgh	16	11	2022
69	Evan Mathis	G	6-5	301	Alabama	16	12	2015
73	Pat Matson	G	6-1	245	Oregon	28	N/A	1966-67
55	Archie Matsos	LB	6-0	217	Michigan State	9	N/A	1966
76/77	Jack Mattox	T	6-4	240	Fresno State	8	N/A	1961-62
5	Mary Matuszak	LB	6-3	232	Tulsa	14	N/A	1964
8	Matt Mauck	QB	6-1	213	Louisiana State	0	0	2004
74	Andy Maurer	T	6-3	265	Oregon	13	13	1977
14	Dean Mayt	QB	6-5	220	Louisville	3	0	1987
56	Ray May	LB	6-1	230	Southern California	33	30	1973-75
51	Joe Mays	LB	5-11	245	North Dakota State	33	20	2010-12
41	Darcel McBeth	S	6-1	198	Texas Tech	20	1	2009-10
97	Ryan McBean	DL	6-5	297	Oklahoma State	46	21	2009-11
88	Eid McCaffrey	WR	6-5	215	Stanford	120	104	1995-2003
39	Mac McCain	CB	6-0	175	North Carolina A&T	0	0	2021
40	Brendan McCarthy	FB	6-3	220	Boston College	8	5	1968-69
34	Kyle McCarthy	S	6-1	210	Notre Dame	12	0	2010-11
10/11	John McCormick	QB	6-1	208	Massachusetts	38	N/A	1963-66, 68
55	Lerentee McCray	LB	6-3	249	Florida	24	0	2014-15
20	Marlon McCree	S	5-11	204	Kentucky	8	7	2008
96	Jake McCullough	DE	6-5	270	Clemson	16	0	1989-90
67	Robert V. McCullough	G	6-2	245	Colorado	56	N/A	1962-65
33	Lawrence McCutcheon	RB	6-1	205	Colorado State	6	0	1980
54	Ed (Wahoo) McDaniel	LB	6-1	235	Oklahoma	42	N/A	1961-63
82	Orlando McDaniel	WR	6-0	180	Louisiana State	3	0	1982
68	Reggie McElroy	G/T	6-6	290	West Texas State	23	0	1995-96
64	Lewis P. (Bud) McFadin	DT	6-3	260	Texas	56	N/A	1960-63
23	Willis McGahe	RB	6-0	235	Miami	25	23	2011-12
47	John McGeevree	DB	6-1	195	Auburn	55	N/A	1962-65
85	Phil McGeoghan	WR	6-2	224	Maine	2	0	2001
91	Chester McGlockton	DT	6-4	334	Clemson	32	31	2001-02
60	Connor McGovern	G/C	6-4	306	Missouri	47	36	2016-19
89	Keli McGregor	TE	6-6	250	Colorado State	2	0	1985
83	Travis McGriff	WR	5-8	185	Florida	34	0	1999-2001
16	Monte McGuire†	QB	6-4	202	Texas Tech	2	0	1987
16/84	Isaiah McKenzie	WR	5-8	173	Georgia	12	0	2017-18
99	Alvin McKinley	DT	6-3	294	Mississippi State	15	10	2007
11	Kenny McKinley	WR	6-0	183	South Carolina	8	0	2009
58	Bill McKoy	LB	6-3	235	Purdue	30	9	1970-72
26	Tim McKyer	CB	6-0	178	Texas-Arlington	16	1	1997
68	Ron McLean†	DL	6-3	270	Cal State Fullerton	3	0	1987
8	Brandon McManus	K	6-3	201	Temple	144	0	2014-22
35	Ja'Quan McMillian	CB	5-10	183	East Carolina	1	1	2022
45	James R. McMillin	DB	6-0	190	Colorado State	47	N/A	1960-62, 64-65
41	Robert McNamara	HB	6-0	190	Minnesota	14	N/A	1960-61
47	Ryan McNeil	CB	6-2	210	Miami (Fla.)	4	0	2003
75	Adam Meadows	T	6-5	290	Georgia	3	3	2006
77/97	Karl Mecklenburg	LB/DE	6-3	240	Minnesota	180	141	1983-94

No.	Name	Pos.	Hgt.	Wgt.	College	GP	GS	Years
61	Bob Meeks	C	6-2	279	Auburn	8	0	1992-94
77	Quinn Meinerz	G	6-3	320	Wisconsin-Whitewater	28	22	2021-22
64	Jon Melander	G	6-7	280	Minnesota	29	22	1993-94
63	Richard Mercier	G	6-3	299	Miami (Fla.)	0	0	2000
59	Mark Merrill	LB	6-4	237	Minnesota	17	0	1981-82
46/87	Bobby Micho	RB/TE	6-3	236	Texas	20	3	1986-87
23	Willie Middlebrooks	CB	6-1	200	Minnesota	51	2	2001-04
22	Glyn Milburn	RB	5-8	177	Stanford	48	6	1993-95
17	Hugh Millen	QB	6-5	216	Washington	8	2	1994-95
83	Anthony Miller	WR	5-11	190	Tennessee	46	45	1994-96
82	Billy Miller	WR	6-3	230	Southern California	22	0	1999-2000
12	Chris Miller	QB	6-2	204	Oregon	3	3	1999
58	Von Miller	OLB	6-3	250	Texas A&M	142	142	2011-21
52	Jeff Mills	LB	6-3	244	Nebraska	41	3	1990-93
57	Jeremy Mincey	DE	6-4	265	Florida	2	0	2013
21	Eugene Mingo	HB/K	6-2	216	No college	59	N/A	1960-64
71	Claudie Minor	T	6-4	280	San Diego State	125	123	1974-82
20	Tommy Earl Minter	HB	5-10	178	Baylor	7	N/A	1962
48	Andre Mintze	OLB	6-3	246	Vanderbilt	7	0	2021
67	Dean Miraldi	T	6-5	266	Utah	10	0	1985
75	Rex Mirich	DE	6-4	250	Northern Arizona	34	*12	1967-69
49	Alvin Mitchell	S/WR	6-3	195	Morgan State	2	0	1970
27	Charlie Mitchell	HB	5-11	185	Washington	56	N/A	1963-67
41	Leroy Mitchell	CB	6-1	190	Texas Southern	40	40	1971-73
51	John Mobley	LB	6-1	236	Kutztown	105	102	1996-2003
89	Orson Mobley	TE	6-5	256	Salem College (W.V.)	62	33	1986-90
72	John Moffitt	G	6-4	319	Wisconsin	2	0	2013
53	Mike Mohamed	LB	6-3	245	California	3	0	2011-12
22	Alton Montgomery	S/CB	6-0	200	Houston	43	5	1990-92
78	Marv Montgomery	T	6-6	255	Southern California	57	25	1971-76
21	Randy Montgomery	CB	5-11	182	Weber State	26	10	1971-73
81/83	Scottie Montgomery	WR	6-1	195	Duke	4	0	2000-02
64	Will Montgomery	C	6-3	304	Virginia Tech	16	8	2014
52	Mike Montler	C	6-5	254	Colorado	14	14	1977
48	Alex Moore	HB	6-0	195	Norfolk State	3	0	1968
87	Bob Moore	TE	6-3	220	Stanford	8	2	1978
89	David Moore	WR	6-0	215	East Central	2	0	2021
23	Jason Moore	S	5-10	191	San Diego State	6	0	1999
78	Leroy Moore	DE	6-2	240	Fort Valley State	26	N/A	1964-65
69	Mookie Moore	G	6-2	318	Troy State	0	0	2001-02
26	Rahim Moore	S	6-1	195	UCLA	57	48	2011-14
76	Randy Moore	DT	6-2	241	Arizona State	8	0	1976
12	Shawn Moore	QB	6-2	213	Virginia	3	0	1991-93
86	Emery Moorehead	WR/RB	6-2	218	Colorado	16	0	1980
27	Knowshon Moreno	RB	5-11	220	Georgia	60	45	2009-13
11	Quincy Morgan	WR	6-1	215	Kansas State	7	0	2006
50	Patrick Morris	C	6-3	300	Texas Christian	3	0	2019-20
7	Craig Morton	QB	6-4	214	California	72	64	1977-82
25	Haven Moses	WR	6-2	208	San Diego State	140	127	1972-81
85	John Mosier	TE	6-3	220	Kansas	11	1	1971
94	Jarvis Moss	OLB/DE	6-7	257	Florida	34	1	2007-10
86	Bobby Moten	TE	6-4	212	Bishop College	3	0	1968
40	Parnell Motley	CB	6-0	180	Oklahoma	2	1	2020
53	Deiontrez Mount	OLB	6-5	253	Louisville	7	0	2017-18
51	Marc Munford	LB	6-2	231	Nebraska	48	16	1987-90
28	Latavius Murray	RB	6-3	230	Central Florida	12	7	2022
57	Mark Murray	LB	6-2	240	Florida	6	0	1991
72	Pat Murray	G	6-3	310	Truman State	0	0	2008
14	Bill Musgrave	QB	6-3	215	Oregon	9	1	1995-96
85/71	Chad Mustard	TE/T	6-6	277	North Dakota	32	6	2006-08
52	Netane Muti	G	6-3	315	Fresno State	20	4	2020-22
62	Chris Myers	C/G	6-4	300	Miami (Fla.)	41	16	2005-07
96	Michael Myers	DT	6-2	300	Alabama	32	31	2005-06
70	Robert Myers Jr.	G	6-5	335	Tennessee State	0	0	2015
29	Wilbur Myers	S	5-11	195	Delta State	16	0	1983
39	Jesse Myles	RB	5-10	210	Louisiana State	22	0	1983-84
54	Chip Myrtle	LB	6-2	225	Maryland	81	*40	1967-72

N

58	Rob Nairne	LB	6-4	223	Oregon State	55	21	1977-80
66	Tom Nalen	C	6-3	286	Boston College	194	188	1994-2008
29	Damien Nash	RB	5-10	220	Missouri	3	0	2006
82	Marcus Nash	WR	6-3	195	Tennessee	10	1	1998-99
84	Ricky Nattiel	WR	5-9	180	Florida	70	17	1987-92
6	Joe Nedney	K	6-4	215	San Jose State	3	0	2000
62	Dan Neil	G	6-2	285	Texas	108	104	1997-2004
52/56	Corey Nelson	LB	6-1	226	Oklahoma	60	7	2014-17, 19
80	Ron Nery	E	6-6	247	Wisconsin	4	N/A	1963
76	Tom Neville	T	6-4	260	Mississippi State	16	15	1978
51	Lee (Mike) Nichols	C	6-3	225	Arkansas A&M	28	N/A	1960-61
39	Taurean Nixon	CB	5-10	187	Tulane	2	0	2015-16
43	John Nocera	LB	6-1	220	Iowa	9	N/A	1963
68	Tom Nomina	T	6-3	260	Miami (Ohio)	37	N/A	1963-65
38	Ben Norman	RB	6-1	212	Colorado State	3	0	1980
14	Chris Norman	P	6-2	198	South Carolina	38	0	1984-86
11	Jordan Norwood	WR	5-11	180	Penn State	25	11	2015-16
15	Philip H. Nugent	HB	6-2	195	Tulane	12	N/A	1961

BRONCOS ALL-TIME ROSTER, CONT.

O								
No.	Name	Pos.	Hgt.	Wgt.	College	GP	GS	Years
27	Tom Oberg	S	6-0	185	Portland State	16	13	1968-69
88	Riley Odoms	TE	6-4	230	Houston	153	134	1972-83
23/13	Michael Ojemudia	CB	6-1	200	Iowa	21	12	2020-22
73	Russell Okung	T	6-5	310	Oklahoma State	16	16	2016
85	Albert Okwuegbunam	TE	6-5	258	Missouri	26	7	2020-22
42	Muhammad Oliver	DB	5-11	179	Oregon	3	0	1992
58	Phil Olsen	C	6-5	265	Utah State	27	5	1975-76
69	Eric Olsen	OL	6-3	305	Notre Dame	1	0	2010
70	Seth Olsen	G	6-5	308	Iowa	3	0	2009
76	Harold Olson	T	6-2	255	Clemson	28	N/A	1963-64
0	John Olszewski	FB	5-11	200	California	12	N/A	1962
66	Jim O'Malley	LB	6-1	229	Notre Dame	40	5	1973-75
24	Deltha O'Neal	CB	5-10	196	California	61	36	2000-03
8	Kyle Orton	QB	6-4	225	Purdue	34	33	2009-11
91	Willie Oshodin	DE	6-4	265	Villanova	30	5	1993-95
6/17	Brock Osweiler	QB	6-7	240	Arizona State	27	11	2012-15, '17
36	Devine Ozigbo	RB	6-0	225	Nebraska	4	0	2022
P								
70	Vinston Painter	T	6-6	309	Virginia Tech	0	0	2013
95	Anton Palepoi	DE	6-3	283	Nevada-Las Vegas	11	0	2004
13	Nathan Palmer	WR	5-11	198	Northern Illinois	0	0	2014
23	Chris Pane	DB	5-11	184	Chico State	36	1	1976-79
61	Matt Paradis	C	6-3	300	Boise State	57	57	2015-18
56	Don Parish	LB	6-1	220	Stanford	1	1	1972
60	Ernie Park	G	6-3	253	McMurray College	14	N/A	1967
89	Brian Parker	TE	6-4	265	Albany	13	1	2018
34	Will Parks	S	6-1	194	Arizona	66	15	2016-20
60	Charlie Parker	G	6-1	245	Southern Mississippi	14	N/A	1965
1	Daren Parker	P	6-0	185	South Carolina	3	0	1992
74	Scott Parrish	T	6-6	265	Utah State	0	0	1976
24	Rick Parros	RB	5-11	200	Utah State	46	32	1980-84
12	Al Pastrana	QB	6-1	190	Maryland	7	3	1969-70
94	Aaron Patrick	OLB	6-4	245	Eastern Kentucky	17	1	2021-22
81	Tim Patrick	WR	6-4	212	Utah	55	37	2018-22
28	Tito Paul	CB	6-0	195	Ohio State	16	0	1998
2	Sam Paulescu	P	6-0	189	Oregon State	1	0	2007
66	Lonie Paxton	LS	6-2	281	Sacramento State	48	0	2009-11
41	Karl Paymah	CB	6-0	195	Washington State	60	5	2005-08
88	Russell Payne†	TE	6-1	240	Appalachian State	1	0	1987
64	Erik Pears	T	6-8	305	Colorado State	32	16	2006-08
71	Jack Peavey†	OL	6-2	260	Troy State	3	1	1987
94	Domata Peko Sr.	NT	6-3	325	Michigan State	30	30	2017-18
90/77	Kyle Peko	QB	6-1	305	Oregon State	9	0	2016-17, '19
12	Craig Penrose	QB	6-3	211	San Diego State	18	4	1976-79
71	James W. Perkins	T	6-2	250	Colorado	42	N/A	1962-64
33/35	Lonnie Perrin	RB	6-1	222	Illinois	44	5	1976-78
60	Gerald Perry	G/T	6-6	300	Southern	40	29	1988-90
95	Michael Dean Perry	DT	6-1	285	Clemson	38	37	1995-97
33	Robert Perryman	FB	6-1	233	Michigan	19	8	1991-92
77	Anton Peters	T	6-4	245	Florida	10	N/A	1963
90/97	Kenny Peterson	DL	6-3	295	Ohio State	42	15	2006-09
20	Darius Phillips	CB	5-10	190	Western Michigan	9	0	2022
86	John Phillips	TE	6-5	251	Virginia	8	3	2016
90	Shaun Phillips	DE	6-3	255	Purdue	16	12	2013
26	Lyle Pickens†	DB	5-10	175	Colorado	1	0	1987
58	Terry Pierce	LB	6-1	251	Kansas State	18	0	2003-04
74	Evan Pilgrim	OL	6-4	304	Brigham Young	0	0	1999
38	Andrew Pinnock	FB	5-10	250	South Carolina	0	0	2008
95	Kavika Pittman	DE	6-6	273	McNeese State	45	44	2000-02
28	Michael Pittman	RB	6-0	225	Fresno State	8	3	2008
48	John Pitts	S	6-4	218	Arizona State	22	4	1973-75
82	Dave Pivec	TE	6-3	230	Notre Dame	14	5	1969
38	Bruce Plummer	DB	6-0	197	Mississippi State	26	0	1987-88, '90
16	Jake Plummer	QB	6-2	212	Arizona State	59	54	2003-06
22	Bobby Ply	DB	6-1	190	Baylor	1	N/A	1967
21	Randy Polt	DB	6-3	190	Stanford	29	2	1975-77
76	Tyler Polumbus	T	6-8	300	Colorado	42	8	2008-09, '15
2	Christian Ponder	QB	6-2	230	Florida State	0	0	2015
47	David Pool	DB	5-9	182	Carson-Newman	0	0	1993
81	Keith Poole	WR	6-0	188	Arizona State	6	3	2001
34	Nathan Poole	LB	5-9	210	Louisville	30	13	1982-83, '85, '87
37	Tyrone Poole	CB	5-8	188	Fort Valley State	16	4	2002
75	Monsanto Pope	DT	6-3	300	Virginia	48	21	2002-05
31	P.J. Pope	RB	5-9	205	Bowling Green State	5	1	2008
31	Kerry Porter	RB	6-1	215	Washington State	13	3	1990
22	Tracy Porter	CB	5-11	186	Indiana	6	4	2012
26	Clinton Portis	RB	5-11	205	Miami (Fla.)	29	25	2002-03
23	Dickie Post	RB	5-9	190	Houston	6	1	1971
31	Darryl Pounds	CB	5-10	185	Nicholls State	9	0	2000
91	Warren Powers	DE	6-6	287	Maryland	44	28	1989-91
5	Matt Prater	K	5-10	195	Central Florida	92	0	2007-13
27	Shaun Prater	CB	5-10	190	Iowa	0	0	2015

No.	Name	Pos.	Hgt.	Wgt.	College	GP	GS	Years
88	Eugene Prebota	E	6-3	225	Boston University	42	N/A	1961-63
23	Steve Preece	S	6-1	195	Oregon State	13	9	1972
46	Dave Preston	HB	5-10	185	Bowling Green	76	37	1978-83
11	Luke Prestridge	P	6-4	235	Baylor	73	0	1979-83
56	James Price	LB	6-2	225	Auburn	6	N/A	1964
25	Errol Prisby	DB	5-10	184	Cincinnati	5	N/A	1967
81	Mike Pritchard	WR	5-10	188	Colorado	18	13	1994-95
93	Trevor Pryce	DL	6-5	286	Clemson	121	114	1997-2005
98	Mike Purcell	DL	6-3	328	Wyoming	49	27	2019-22
88/87	Jeb Putzier	TE	6-4	251	Boise State	41	10	2002-05, '08
83	John J. Pyeatt	HB	6-3	204	No college	17	N/A	1960-61
Q								
26	Frank Quayle	RB	5-10	195	Virginia	11	2	1969
9	Brady Quinn	QB	6-3	235	Notre Dame	0	0	2010-11
81	Richard Quinn	TE	6-4	255	North Carolina	29	4	2009-10
R								
78	Bruce Radford	DE	6-5	257	Grambling	16	0	1979
65/66	Manny Ramirez	G/C	6-3	320	Texas Tech	49	43	2011-14
11	Patrick Ramsey	QB	6-2	225	Tulane	3	0	2007-08
10	Steve Ramsey	QB	6-2	210	North Texas State	53	31	1971-76
56	Shane Ray	OLB	6-3	245	Missouri	49	15	2015-19
52	Wyatt Ray	LB	6-3	255	Boston College	3	0	2022
19	Kalif Raymond	WR	5-9	160	Holy Cross	4	0	2016
99	Montae Reagor	DE	6-3	285	Texas Tech	45	1	1999-2002
76	Leo T. Reed	T	6-4	240	Colorado State	4	N/A	1961
59	Malik Reed	OLB	6-2	235	Nevada	45	34	2019-21
32	Tony Reed	RB	5-11	197	Colorado	15	0	1981
43	Izell Reese	S	6-2	190	Alabama-Birmingham	15	15	2002
41	Johnathan Reese	RB	6-1	220	Columbia	0	0	2004
95	Darrell Reid	OLB/DE	6-2	270	Minnesota	16	0	2009
74	Dan Remsberg	T	6-6	275	Abilene Christian	21	1	1986-87
97	Simeon Rice	DE	6-5	268	Illinois	6	1	2007
40	Randy Rich	DB	5-10	178	New Mexico	0	0	1977
43	Bob Richardson	DB	6-1	180	UCLA	9	N/A	1966
38	Horace Richardson	CB	6-0	190	Southern Methodist	0	0	2018
99	David Richie	DT	6-4	280	Washington	2	0	1997
58	Frank Richter	LB	6-3	235	Georgia	34	*11	1967-69
27	Theo Riddick	RB	5-9	201	Notre Dame	0	0	2019
26	Larry Riley	DB	5-10	192	Salem College (N.C.)	5	0	1977
38	Marcus Rios	CB	5-11	185	UCLA	5	0	2017
66	Dalton Risner	G	6-5	312	Kansas State	62	62	2019-22
38	Reggie Rivers	RB	6-1	215	Southwest Texas State	96	5	1991-96
59	Joe Rizzo	LB	6-1	220	U.S. Merchant Marine Academy	81	62	1974-80
48	Randy Robbins	DB	6-2	189	Arizona	116	26	1984-91
57	Adrian Robinson	LB	6-1	250	Temple	6	0	2013
42	Curtis Robinson	LB	6-3	236	Stanford	3	0	2021
63	Dewayne Robertson	DT	6-1	308	Kentucky	15	15	2008
36	Frank Robinson	CB	5-11	175	Boise State	28	2	1992-93
94	Jeff Robinson	DE	6-4	270	Idaho	64	0	1993-96
95	Jeroy Robinson	LB	6-1	241	Texas A&M	3	0	1990
54	Lee Robinson	LB	6-2	256	Alcorn State	3	0	2010
17	Matt Robinson	QB	6-2	196	Georgia	14	7	1980
29	Bradley Roby	CB	5-11	194	Ohio State	79	29	2014-18
77	Alden Roche	DE	6-4	255	Southern	14	0	1970
69	Jake Rodgers	T	6-6	320	Eastern Washington	19	1	2019-20
45	Dominique Rodgers-Cromartie	CB	6-2	193	Tennessee State	15	13	2013
4	Ruben Rodriguez	P	6-2	210	Arizona	5	0	1992
68	William E. Roehnlte	LB	6-1	227	Bradley	18	N/A	1961-62
43	Roderick Rogers	S	6-2	187	Wisconsin	5	1	2007-08
73	Stan Rogers	T	6-4	256	Maryland	14	2	1975
35	David S. Rolle	FB	6-0	215	Oklahoma	14	N/A	1960-61
53	Bill Romanowski	LB	6-4	245	Boston College	96	96	1996-2001
42	Al Romine	HB	6-2	191	Florence State	14	N/A	1960
81	Dante Rosario	TE	6-4	250	Oregon	14	3	2011
81	Barry Rose	WR	6-0	185	Wisconsin-Stevens Point	3	0	1993
30	Oliver Ross	RB	6-0	210	Alabama A&M	25	0	1973-75
11	Tobin Rote	QB	6-2	211	Rice	3	N/A	1966
16	Tom Rouen	P	6-3	225	Colorado	152	0	1993-2002
33	Justin D. Rowland	HB	6-2	188	Texas Christian	10	N/A	1962
46	John Rowser	DB	6-1	190	Michigan	38	37	1974-76
19	Eddie Royal	WR	5-10	180	Virginia Tech	57	45	2008-11
78	Ahtyba Rubin	NT	6-2	310	Iowa State	2	0	2017
11	T.J. Rubley	QB	6-3	212	Tulsa	0	0	1996
40	Martin Rudolph†	DB	5-10	183	Arizona	3	1	1987
57	Mike Ruether	C	6-4	279	Texas	17	0	1988-89
58	Steve Russ	LB	6-4	245	Air Force	24	0	1997-2000
10	Clifford Russell	WR	5-11	195	Utah	2	0	2008
39	Darryl Russell†	DB	6-0	190	Appalachian State	3	0	1987
85	Derek Russell	WR	6-0	195	Arkansas	50	36	1991-94
42	Leonard Russell	RB	6-2	235	Arizona State	14	13	1994
1	Taylor Russolino	K	6-0	170	Millsaps	1	0	2020
53	Johnny Rutledge	LB	6-3	239	Florida	6	0	2003
50	Jim Ryan	LB	6-1	225	William & Mary	150	91	1979-88
80	Tom Rychlec	E	6-3	220	American International	3	N/A	1963
4	Brett Rypien	QB	6-2	202	Boise State	8	3	2019-22

BRONCOS ALL-TIME ROSTER, CONT.

S

No.	Name	Pos.	Hgt.	Wgt.	College	GP	GS	Years
26	George Saines	S	5-11	186	Michigan State	30	19	1970-72
74	Ephraim Salaam	T	6-7	295	San Diego State	30	30	2002-03
74	Harvey Salem	T	6-6	283	California	10	0	1991
74	Ty Sambrailo	T	6-5	315	Colorado State	13	7	2015-16
84	Clint Sampson	WR	5-11	183	San Diego State	59	10	1983-86
10	Emmanuel Sanders	WR	5-11	180	Southern Methodist	79	77	2014-19
55	Glenell Sanders	LB	6-1	228	Louisiana Tech	1	0	1994
37	Cecil Sapp	RB	5-11	229	Colorado State	49	9	2003-07
82	Eric Saubert	TE	6-5	253	Drake	34	10	2021-22
10	Todd Sauerbrun	P	5-10	215	West Virginia	30	0	2005-07
83	John Sawyer	TE	6-2	240	Southern Mississippi	17	11	1983-84
54	Ron Sbranti	LB	6-2	230	Utah State	14	N/A	1966
82	Bob Scarpitto	WR/P	5-11	192	Notre Dame	81	N/A	1962-67
67	Carl Schaukowitch	G	6-3	235	Penn State	11	2	1975
88	Tony Scheffler	TE	6-5	255	Western Michigan	57	28	2006-09
67	Steve Schindler	G	6-3	256	Boston College	28	4	1977-78
69	Mark Schlereth	G	6-3	282	Idaho	81	81	1995-2000
71	Austin Schlottmann	G/C	6-6	300	Texas Christian	42	7	2019-21
64	Mike Schnitker	G	6-3	245	Colorado	74	26	1969-74
79	Michael Schofield	T/G	6-6	301	Michigan	29	29	2014-16
74	Bill Schultz	T	6-5	305	Southern California	2	0	1995
84/86	John Schultz	WR	5-10	182	Maryland	32	0	1976-78
66	Carlos Scott†	C	6-2	305	Texas-El Paso	0	0	1987
45	Lew Scott	DB	5-11	170	Oregon State	13	N/A	1966
76	Kirk Scrafford	T	6-6	270	Montana	32	7	1993-94
35	James H. Sears	HB	5-11	183	Southern California	2	N/A	1960-61
21	Goldie Sellers	DB	6-2	198	Grambling	27	N/A	1966-67
37	Coty Sensabaugh	CB	5-11	187	Clemson	4	0	2019
45	Jeff Severson	DB	6-1	183	Long Beach State	14	3	1975
30	Steve Sewell	RB/WR	6-3	210	Oklahoma	94	15	1985-92
65	Don Shackelford	G	6-4	255	Pacific	8	N/A	1964
15	Hunter Sharp	WR	5-11	198	Utah State	1	0	2017
75	Rick Sharp	T	6-3	265	Washington	12	0	1972
81/84	Shannon Sharpe	TE	6-2	228	Savannah State	172	139	1990-99, '02-03
17	George H. Shaw	QB	6-1	183	Oregon	13	N/A	1962
95	Josh Shaw	DT	6-3	305	Michigan State	5	0	2008
45	Richard Shelton	CB	5-10	180	Liberty	4	0	1989
86	Edell Shepherd	WR	6-1	175	San Jose State	0	0	2008
84	Rod Sherman	WR	6-0	190	Southern California	14	13	1972
78	Will Sherman	T	6-4	300	Colorado	0	0	2022
88	Mike Sherrard	WR	6-1	185	UCLA	15	0	1996
75	Roger Shoals	T	6-4	260	Maryland	14	14	1971
40/28	Jeff Shoate	CB	5-10	180	San Diego State	14	0	2004-05, '07
63	Laval Short	DT	6-3	250	Colorado	15	0	1980
13	Trevor Siemian	QB	6-3	220	Northwestern	26	24	2015-17
98	Sealver Siliga	DT	6-2	325	Utah	1	0	2012
80	Jerry Simmons	WR	6-0	190	Bethune-Cookman	51	35	1971-74
31	Justin Simmons	S	6-2	202	Boston College	103	93	2016-22
51	Leon Simmons	LB	6-0	225	Grambling	2	N/A	1963
2	Chris Simms	QB	6-4	230	Texas	3	1	2009
51	Mike Simone	LB	6-0	210	Stanford	42	3	1972-74
67	Jackie Simpson	LB	6-0	225	Mississippi	6	N/A	1961
49	Alex Singleton	ILB	6-2	240	Montana State	17	12	2022
91	Deyon Sizer	DL	6-4	280	Colorado State-Pueblo	1	0	2019
45	John Sklopan	HB	5-10	200	Southern Mississippi	3	N/A	1963
7/14	Milton (Mickey) Slaughter	QB	6-2	204	Louisiana Tech	40	N/A	1963-66
39	Tom Smiley	RB	6-1	235	Lamar Tech	14	9	1969
56	Aaron Smith	LB	6-2	223	Utah State	10	0	1984
33	Alphonso Smith	CB	5-9	190	Wake Forest	15	0	2009
90	Antonio Smith	DE	6-3	290	Oklahoma State	16	0	2015
55	Art Smith	LB	6-1	222	Hawaii	2	0	1980
26	Ben Smith	CB	6-3	208	Georgia	14	14	1994
20	Daniel Eugene Smith	HB	5-10	180	Northeast Oklahoma	4	N/A	1961
49	Dennis Smith	S	6-3	200	Southern California	184	170	1981-94
42	Detron Smith	FB	5-10	230	Texas A&M	91	2	1996-2001
14	Don Smith	G	6-4	240	Florida A&M	2	N/A	1967
75	Ed Smith	DE	6-5	241	Colorado College	16	3	1973-75
28	Elliott Smith	CB	6-2	192	Alcorn A&M	9	0	1990
72	Harold Smith	T	6-5	250	UCLA	3	N/A	1960
N/A	Hugh B. Smith	E	6-4	217	Kansas	0	0	1962
47	James Smith	S	6-3	190	Utah State	2	1	1969
97	Le Kevin Smith	DL	6-3	308	Nebraska	14	2	2009-10
57	Matt Smith†	LB	6-2	234	West Virginia	3	0	1987
65	Monte Smith	G	6-5	270	North Dakota	14	0	1989
90	Neil Smith	DE	6-4	270	Nebraska	43	35	1997-99
26	Paul Smith	RB	5-11	242	Texas-El Paso	14	0	2007
70	Paul Smith	DT/DE	6-3	256	New Mexico	133	72	1968-78
45	Perry Smith	DB	6-1	195	Colorado State	26	5	1980-81
93	Quanterus Smith	DE	6-5	255	Western Kentucky	15	0	2014
80	Rod Smith	WR	6-0	200	Missouri Southern	183	158	1995-2007
32	Sammie Smith	RB	6-2	226	Florida State	3	1	1992
64	Shelley Smith	G	6-4	310	Colorado State	0	0	2015
71	Willie Smith	G	6-3	255	Michigan	14	N/A	1960
72	Isaac Snell	G	6-6	288	North Dakota State	0	0	2007

No.	Name	Pos.	Hgt.	Wgt.	College	GP	GS	Years
84	Matt Snorton	TE	6-5	250	Michigan State	5	N/A	1964
45	Kevin Snyder	ILB	6-2	245	Rutgers	2	0	2017
70	Brian Sochia	NT/DE	6-3	270	Northwestern Oklahoma St.	26	16	1991-92
39	Roland Solomon	CB	6-0	193	Utah	4	0	1981
51	Henry Sorrell	LB	6-1	215	Chattanooga	10	N/A	1967
11	Diontae Spencer	WR	5-8	170	McNeese State	42	2	2019-21
33	Jimmy Spencer	CB	5-9	188	Florida	53	8	2000-03
51	Marquiss Spencer	DE	6-4	300	Mississippi State	1	0	2021
59	Donnie Spragan	LB	6-3	239	Stanford	48	22	2002-04
78	Rich Stachowski	DE/NT	6-4	245	California	14	0	1983
62	Jerry N. Stalcup	LB	6-1	240	Wisconsin	22	N/A	1961-62
85	Tim Stallworth	WR	5-10	185	Washington State	1	0	1990
14	Scott Stankavage	QB	6-1	194	North Carolina	1	0	1984, '86
44	Bruce Starling	HB	6-1	186	Florida	0	0	1963
17	Larry Steele	P	5-10	182	Santa Rosa	1	0	1974
19	Fred Steinfort	K	5-11	180	Boston College	33	0	1979-81
99	Shamar Stephen	DL	6-5	309	Connecticut	17	0	2021
71	Donald Stephenson	T	6-6	312	Oklahoma	20	16	2016-17
30	Caden Sterns	S	6-1	207	Texas	20	5	2021-22
26	Darian Stewart	S	5-11	214	South Carolina	61	58	2015-18
27	Jeremy Stewart	RB	5-11	215	Stanford	6	0	2014
26	James E. Stinnette	FB/LB	6-1	230	Oregon State	24	N/A	1961-62
31	Jesse Stokes	DB	6-0	190	Corpus Christi	2	0	1968
14	Brandon Stokley	WR	6-0	192	Southwestern Louisiana	59	22	2007-09, 12
34	Donnie Stone	FB	6-1	205	Arkansas	48	N/A	1961-64
82	Otto Stowe	WR	6-2	188	Iowa State	8	0	1974
22	Bob Stransky	HB	6-1	180	Colorado	14	N/A	1960
63	David Strickland	T/G	6-0	220	Memphis State	14	N/A	1960
40	Justin Strnad	LB	6-3	235	Wake Forest	33	5	2020-22
41	Deon Strother	RB	5-11	213	Southern California	2	0	1994
63	Tim Stuber	G	6-5	315	Colorado State	0	0	2004
70	Dave Studdard	T	6-4	260	Texas	145	133	1979-88
72	Jerry G. Sturm	C/T/G	6-3	260	Illinois	84	N/A	1961-66
60	Nick Subis	G/C	6-4	278	San Diego State	16	0	1991
50	John Sullins	LB	6-1	225	Alabama	18	1	1992
85	Don Summers	TE	6-4	230	Boise State	18	1	1984-85
2	Pat Surtain II	CB	6-2	202	Alabama	33	32	2021-22
46	Jim Summers	DB	5-10	180	Michigan State	11	N/A	1967
15	Jason Suttle	CB	5-10	182	Wisconsin	10	0	1999-2000
34	Courtland Sutton	WR	6-4	216	Southern Methodist	65	55	2018-22
86	Freddie Swain	WR	6-0	199	Florida	3	1	2022
25	Charles Swann	WR/DB	6-1	188	Indiana State	13	0	1994
80	Shane Swanson†	WR	5-9	200	Nebraska	3	2	1987
74	Harry Swayne	T	6-5	290	Rutgers	23	16	1997-98
49	Neal Sweeney	FL	6-2	170	Tulsa	10	N/A	1967
51	Bob Swenson	LB	6-3	225	California	96	77	1975-83
23	Eugene Sykes	DB	6-1	201	Louisiana State	4	N/A	1967
57	Jashon Sykes	LB	6-2	236	Colorado	19	8	2003-04
40	Austin Sylvester	FB	6-1	248	Washington	0	0	2011
94	Jim Szymanski	DE	6-5	268	Michigan State	7	6	1990-91
T								
21	Aqib Talib	CB	6-1	205	Kansas	58	58	2014-17
64	Ralph Tamm	G/C	6-4	280	West Chester	22	1	1995-96
84	Jacob Tamme	TE	6-3	230	Kentucky	47	9	2012-14
98	Maa Tanuvasa	DE/DT	6-2	270	Hawaii	80	54	1995-2000
65	George Tarasovic	DE	6-4	245	Louisiana State	6	N/A	1967
41	Jerry L. Tarr	E	6-0	190	Oregon	14	N/A	1962
57	Pita Taumoepeau	LB	6-1	245	Utah	2	0	2021
95	Alphonso Taylor	DT	6-3	350	Temple	3	0	1993
72	Herb Taylor	T	6-3	295	Texas Christian	0	0	2009
39	Jamar Taylor	CB	5-11	192	Boise State	4	0	2018
87	Jordan Taylor	WR	6-5	210	Rice	26	2	2016-18
81	Kitrick Taylor	WR	5-11	194	Washington State	2	0	1993
87	Lionel T. Taylor	E	6-2	215	New Mexico Highlands	96	N/A	1960-66
38	Shakial Taylor	CB	5-11	175	Kansas	0	0	2019
70	Trey Teague	T	6-5	292	Tennessee	34	20	1998-2001
15	Tim Tebow	QB	6-3	245	Florida	23	14	2010-11
13	Steve Tensi	QB	6-5	215	Florida State	27	22	1967-70
13	David Terrell	WR	6-3	212	Michigan	1	0	2005
84	Jim Thibert	LB	6-3	230	Toledo	13	N/A	1965
32	Calvin Thomas	RB	5-11	239	Illinois	2	0	1988
88	Demaryius Thomas	WR	6-3	229	Georgia Tech	125	111	2010-18
35	Dymonte Thomas	S	6-2	199	Michigan	15	0	2017-18
48	Earlie Thomas	DB	6-1	190	Colorado State	10	6	1975
26	Eric Thomas	CB	5-11	184	Tulane	14	0	1995
80	Julius Thomas	TE	6-5	250	Portland State	36	25	2011-14
26	J.T. Thomas	S	6-2	196	Florida State	9	1	1982
79	Marcus Thomas	DL	6-3	316	Florida	76	34	2007-11
38	Shamarko Thomas	S	5-9	205	Syracuse	6	0	2018
82	Zach Thomas	WR/PR	6-0	182	South Carolina State	28	0	1983-84
53	Anthony Thompson	LB	6-1	227	East Carolina	11	0	1990
61	Arland Thompson	G	6-4	265	Baylor	2	0	1980
36	Bill Thompson	DB	6-1	201	Maryland State	179	178	1969-81
76	Broderick Thompson	T	6-5	295	Kansas	32	32	1995-96
77	Jim Thompson	DT	6-3	255	Southern Illinois	4	N/A	1965
40	Juwan Thompson	RB	5-11	225	Duke	38	2	2014-16
4	Robert Thompson†	WR	5-9	168	Youngstown State	2	0	1987

BRONCOS ALL-TIME ROSTER, CONT.

No.	Name	Pos.	Hgt.	Wgt.	College	GP	GS	Years
22	Syd'Quan Thompson	CB	5-9	191	California	13	0	2010-11
87	Cedric Tillman	WR	6-2	204	Alcorn State	39	8	1992-94
51	Dave Tobey	LB	6-3	231	Oregon	7	0	1968
26	Kevin Toliver II	CB	6-2	199	Louisiana State	2	0	2020
87	Eric Tomlinson	TE	6-6	263	UTEP	17	12	2022
42	Ryan Torain	RB	6-1	225	Arizona State	2	1	2008
61	Andre Townsend	DE/NT	6-3	265	Mississippi	103	54	1984-90
86	Austin Traylor	TE	6-3	255	Wisconsin	7	3	2017
54/94	Keith Traylor	LB/DT	6-2	304	Central State (Okla.)	94	66	1991-92, 97-2000
20	Jerry Traynham	HB	5-10	190	Southern California	2	N/A	1961
9	David Treadwell	K	6-1	180	Clemson	64	0	1989-92
59	Danny Trevathan	LB	6-1	240	Kentucky	50	32	2012-15
37	Steve Trimble	DB	5-10	181	Maryland	14	*1	1981-83
18	Frank Tripucka	QB	6-2	192	Notre Dame	44	42	1960-63
91	Jeff Tupper	DL	6-5	269	Oklahoma	4	3	1987
55	Godwin Turk	LB	6-3	230	Southern	42	5	1976-78
70/77/57	Billy Turner	G	6-5	310	North Dakota State	28	18	2016-18, 2022
35	Clem Turner	RB	6-1	236	Cincinnati	37	0	1970-72
15	Jim Turner	K	6-2	205	Utah State	130	0	1971-79
21	Scott Turner	CB	5-10	190	Illinois	9	0	2003
32	Delarrin Turner-Yell	S	5-11	200	Oklahoma	14	0	2021
48	Derrek Tuszka	LB	6-5	246	North Dakota State	9	0	2020
71	Melvin Tuten	T	6-6	305	Syracuse	2	0	1999-2020
23	Maurice Tyler	S	6-0	188	Morgan State	28	2	1973-74
72	Richard Tyson	G	6-2	245	Tulsa	7	N/A	1967
U								
67	Keith Uecker	T	6-5	278	Auburn	2	2	1982-83
50	Artie Ulmer	LB	6-3	247	Valdosta State	7	0	1999
31	Marviel Underwood	S	5-10	200	San Diego State	0	0	2007
50	Olen Underwood	LB	6-1	220	Texas	14	4	1971
96	Mitch Unrein	DT	6-4	306	Wyoming	54	3	2011-14
80	Rick Upchurch	WR	5-10	175	Minnesota	119	59	1975-83
96	Eyioma Uwazurike	DL	6-6	320	Iowa State	8	0	2022
V								
60	Steve Vallos	C	6-3	310	Wake Forest	15	0	2013
88	Nick Vannett	TE	6-6	261	Ohio State	15	11	2020
42	Bill Van Heusen	WR/P	6-1	200	Maryland	109	38	1968-76
11	Bradlee Van Pelt	QB	6-2	220	Colorado State	3	0	2005
65	Louis Vasquez	G	6-5	335	Texas Tech	48	47	2013-15
61	Bob Vaughn	G	6-4	240	Mississippi	1	0	1968
41	Cassius Vaughn	CB	5-11	195	Mississippi	22	3	2010-11
97	Demetrin Veal	DT	6-2	288	Tennessee	31	1	2004-06
90	David Veikune	LB	6-2	257	Hawaii	4	0	2010
32	Tony Veland	S	6-0	209	Nebraska	12	0	1997
66	Jared Veldheer	T	6-8	321	Hillsdale College	12	12	2018
86	Chris Verhulst	TE	6-3	249	Chico State	8	1	1990
99	Kevin Vickerson	DT	6-5	328	Michigan State	47	41	2010-13
35	Kary Vincent Jr.	CB	5-10	185	Louisiana State	0	0	2021
15	Jalen Virgil	WR	6-1	210	Appalachian State	9	1	2022
65	Lloyd Voss	T	6-4	256	Nebraska	13	7	1972
W								
37	Bob Wade	CB	6-2	200	Morgan State	3	2	1970
54	Barrington Wade	LB	6-1	232	Iowa	4	0	2021
3	Colby Wadman	P	6-1	213	UC Davis	28	0	2018-19
17	Corliss Waitman	P	6-2	210	South Alabama	17	0	2022
30	Clarence Walker	HB	6-1	205	Southern Illinois	1	N/A	1963
57	DeMarcus Walker	DE	6-4	280	Florida State	36	5	2017-20
27/25	Denard Walker	CB	6-1	190	Louisiana State	32	31	2001-02
84	Javon Walker	WR	6-3	209	Florida State	24	21	2006-07
96	Kenny Walker	DE	6-3	260	Nebraska	31	16	1991-92
96	Vance Walker	DE	6-2	305	Georgia Tech	15	4	2015-16
50	Aaron Wallace	LB	6-2	242	UCLA	1	0	2018
59	Brett Wallerstedt	LB	6-1	240	Arizona State	0	0	1994
35	Lenny Walls	CB	6-4	192	Boston College	43	20	2002-05
50	J.D. Walton	C	6-3	305	Baylor	36	36	2010-12
43	T.J. Ward	S	5-10	200	Oregon	41	41	2014-16
94	DeMarcus Ware	DE/OLB	6-4	258	Troy	37	33	2014-16
61	Gerard Warren	DT	6-4	325	Florida	31	31	2005-06
94	Ty Warren	DT	6-5	300	Texas A&M	1	1	2011-12
56	Dave Washington	LB	6-5	223	Alcorn A&M	27	21	1970-71
81/83	Dave Washington	TE	6-4	228	Southern California	2	1	1968
84	Gene Washington	WR	6-3	208	Michigan State	14	0	1973
97	Keith Washington	DE	6-4	275	Nevada-Las Vegas	26	16	2001-02
48	Lionel Washington	CB	6-0	185	Tulane	30	28	1995-96
95	Marvin Washington	DE	6-6	275	Idaho	16	0	1998
12	Montrell Washington	WR	5-10	170	Samford	15	1	2022
98	Ted Washington	NT	6-4	316	Louisville	15	15	1994
21	Chris Watson	CB	6-1	192	Eastern Illinois	14	1	1999
57	Dekoda Watson	OLB	6-2	245	Florida State	16	0	2016
54	Josh Watson	ILB	6-2	240	Colorado State	17	0	2019-20

No.	Name	Pos.	Hgt.	Wgt.	College	GP	GS	Years
75	Menelik Watson	T	6-5	315	Florida State	7	7	2017
81	Steve Watson	WR	6-4	195	Temple	126	87	1979-87
60	Luke Wattenberg	C	6-5	300	Washington	7	1	2022
17	Darius Watts	WR	6-2	188	Marshall	22	2	2004-05
54	Nate Wayne	LB	6-0	230	Mississippi	16	0	1998-99
91	Stephen Weatherly	OLB	6-5	265	Vanderbilt	9	1	2021
36	Kayvon Webster	CB	5-11	198	South Florida	54	2	2013-16
58	Nate Webster	LB	6-0	232	Miami (Fla.)	32	28	2006-08
77	Darrion Weems	T	6-5	310	Oregon	6	0	2016
14	Norris Weese	QB	6-1	195	Mississippi	57	1	1976-79
40	Ted Wegert	FB	5-11	202	No college	4	N/A	1960
13	Jack Weil	P	5-11	175	Wyoming	6	0	1986
83	Wes Welker	WR	5-9	185	Texas Tech	27	21	2013-14
29	Bill West	CB	5-10	185	Tennessee State	8	0	1972
40/42	Charlie West	DB	6-1	197	Texas-El Paso	32	6	1978-79
20	Willie West	DB	5-10	190	Oregon	7	N/A	1964
89	Max Wettstein	E	6-3	225	Florida State	2	N/A	1966
83	Jim Whalen	TE	6-2	210	Boston College	17	15	1970-71
59	Taylor Whitley	G	6-4	315	Texas A&M	2	0	2005
89	Andre White	TE	6-3	225	Florida A&M	14	N/A	1967
78	Jim White	DE	6-4	256	Colorado State	7	1	1976
79	Dave Widell	C/G	6-7	303	Boston College	79	39	1990-94
67	Doug Widell	G	6-4	289	Boston College	64	58	1989-92
62	Casey Wiegmann	C	6-2	285	Iowa	32	32	2008-09
43	Ray Wilborn	LB	6-3	230	Bail State	2	0	2022
29	Jonathan Wilhite	CB	5-11	185	Auburn	15	2	2011
68	Elijah Wilkinson	G/T	6-6	329	Massachusetts	45	26	2017-20
47	Gerald Willhite	RB	5-10	200	San Jose State	78	21	1982-88
91	Alfred Williams	DE	6-6	265	Colorado	49	38	1996-99
52/55	D.J. Williams	LB	6-1	242	Miami (Fla.)	127	115	2004-12
90	Dan Williams	DE	6-4	290	Toledo	45	40	1993-96
27	Darrent Williams	CB	5-8	188	Oklahoma State	27	23	2005-06
90	DeShawn Williams	DL	6-1	291	Clemson	46	34	2020-22
N/A	Harold Williams	HB	N/A	N/A	Miami (Ohio)	N/A	N/A	1961
26	Jack Williams	CB	5-9	185	Kent State	21	0	2008-09
76	Jamal Williams	NT	6-3	348	Oklahoma State	16	16	2010
33	Javonte Williams	RB	5-10	220	North Carolina	21	5	2021-22
21	K'Waun Williams	CB	5-9	185	Pittsburgh	14	8	2022
20	Roosevelt Williams	CB	5-11	200	Tuskegee	0	0	2003
19	Seth Williams	WR	6-3	211	Auburn	2	1	2021
92	Sylvester Williams	NT	6-2	328	North Carolina	68	48	2013-16, '20
29	Wandy Williams	RB	6-1	189	Hofstra	12	2	1969-70
12	Matthew Willis	WR	6-0	190	UCLA	38	1	2009-12
85	Jeff Wilner	TE	6-5	250	Wesleyan (Conn.)	0	0	1995
56	Al Wilson	LB	6-0	240	Tennessee	125	119	1999-2006
48	Nemiah Wilson	DB	6-0	165	Grambling	42	N/A	1965-67
3	Russell Wilson	QB	5-11	215	Wisconsin	15	15	2022
88	Sir Mavn Wilson	WR	6-2	213	Syracuse	0	0	1997
45	Steve Wilson	CB	5-10	195	Howard	92	33	1982-88
91	Troy Wilson	DE	6-4	257	Pittsburg State	3	0	1995
51	Jamie Winborn	LB	5-11	242	Vanderbilt	30	13	2007-08
23	Sammy Winder	RB	5-11	203	Southern Mississippi	127	83	1982-90
72	Brandon Winey	T	6-6	310	Louisiana State	0	0	2001
15	Juwann Winfree	WR	6-3	215	Colorado	3	0	2019
97	Billy Winn	DE	6-4	300	Boise State	16	2	2016-17
55	Bryant Winn†	LB	6-4	231	Houston	3	3	1987
95	Derek Wolfe	DE	6-5	285	Cincinnati	108	108	2012-19
16	Dick Wood	QB	6-5	205	Auburn	1	N/A	1962
54	Lee Woodall	LB	6-1	230	West Chester	14	0	2001
52	Ken Woodard	LB	6-1	218	Tuskegee Institute	73	13	1982-86
99	Ray Woodard†	DE	6-6	290	Texas	3	1	1987
85	Chris Woods	WR	5-11	190	Auburn	1	0	1989
59/52	Wesley Woodyard	LB	6-0	233	Kentucky	87	40	2008-13
58	Jack Work	DB	6-0	200	Denver	0	0	1960
87	James Wright	TE	6-3	240	Texas Christian	64	31	1980-85
35	Jim Wright	HB	5-11	190	Memphis State	10	N/A	1964
42	Lonnie Wright	DB	6-2	205	Colorado State	26	N/A	1966-67
20	Louis Wright	CB	6-2	200	San Jose State	166	163	1975-86
57/92	Dave Wyman	LB	6-2	241	Stanford	31	27	1993-95
Y								
76	William G. Yelverton	E	6-4	220	Mississippi	10	N/A	1960
41	Isaac Ylodom	CB	6-1	190	Boston College	29	9	2018-19
32	Chris Young	S	6-0	210	Georgia Tech	21	0	2003-05
65	Joseph A. Young	E	6-3	245	Arizona	20	N/A	1960-61
41	Kenny Young	ILB	6-1	234	UCLA	6	6	2021
83	Michael Young	WR	6-1	187	UCLA	51	14	1989-92
60	Robert Young	G	6-1	270	Howard Payne	58	*33	1966-70
35	Selvin Young	RB	5-11	207	Texas	23	13	2007-08
Z								
46	Bob Zeman	DB	6-1	200	Wisconsin	28	N/A	1962-63
65	Gary Zimmerman	T	6-6	294	Oregon	76	76	1993-97

BRONCOS ALL-TIME ROSTER BREAKDOWN

NUMBER OF PLAYERS PER SCHOOL

- 35 — Colorado
- 33 — Florida
- 29 — Texas
- 28 — Wisconsin
- 26 — Louisiana State
- 25 — Florida State, Oregon, Stanford
- 24 — Colorado State, Georgia, Southern California
- 22 — Maryland, Nebraska, UCLA
- 20 — Washington
- 18 — Miami (Fla.), Notre Dame
- 17 — Arizona State, Boston College
- 16 — Michigan, Michigan State, Ohio State, Oklahoma
- 15 — Arizona, California, Iowa, Mississippi, San Diego State, Tennessee, Texas A&M
- 14 — Alabama, Houston, Utah, Utah State
- 13 — Baylor, Minnesota
- 12 — Arkansas, North Carolina, Tulane
- 11 — Auburn, Clemson, Georgia Tech, Missouri, Penn State
- 10 — Illinois, Kansas, Mississippi State, South Carolina, Texas Tech, Wake Forest, Virginia Tech, Wyoming
- 9 — Boise State, Fresno State, Pittsburgh, Purdue, Southern Mississippi, Washington State
- 8 — Brigham Young, Central Florida, Duke, Florida A&M, Hawaii, Louisville, Memphis/Memphis State, Nevada-Las Vegas, Oklahoma State, Oregon State, San Jose State, Syracuse, Temple, Virginia
- 7 — Cincinnati, Idaho, Kansas State, Kentucky, North Dakota State, Tulsa
- 6 — Alcorn State/Alcorn A&M, Grambling State/Grambling, North Carolina State, Texas Christian, Texas-El Paso, Toledo
- 5 — Appalachian State, Louisiana Tech, Rice, Southern, Tennessee State
- 4 — Bowling Green/Bowling Green State, Delaware, Illinois State, Indiana, Iowa State, Miami (Ohio), North Dakota, Northern Arizona, Rutgers, South Carolina State, Southern Methodist, West Virginia, Wichita State, Vanderbilt
- 3 — Bethune-Cookman, Hofstra, Louisiana at Lafayette/Southwestern Louisiana, McNeese State, Montana State, Morgan State, Nevada, New Mexico, New Mexico State, Northern Colorado, Northwestern, Pacific, Pittsburg State, Richmond, South Florida, Texas Southern, Troy/Troy State, Villanova, Western Illinois, Western Michigan, William & Mary
- 2 — Abilene Christian, Air Force Academy, Alabama-Birmingham, Ball State, Boston University, Bradley, Cal-Davis, C.W. Post, Cal State-Fullerton, Cal State-Northridge, Chico State, Columbia, East Carolina, Eastern Michigan, Emporia State/Emporia College, Fort Valley State, Hillsdale College, Holy Cross, Howard, Howard Payne, Indiana State, Jacksonville State, Liberty, Long Beach State, Maine, Marshall, Mississippi Southern, Montana, New Hampshire, North Carolina A&T, North Carolina Central, North Texas/North Texas State, Northern Illinois, Old Dominion, Portland State, Sacramento State, Samford, Southern Illinois, Southwest Texas State, Texas A&I, Texas-Arlington, Texas State, Tuskegee/Tuskegee Institute, Weber State, West Chester, West Texas State, Western Kentucky, Wisconsin-Whitewater, Youngstown State
- 1 — Adams State, Akron, Alabama A&M, Allen, American International, Angelo State, Arkansas A&M, Arkansas AM&N, Arkansas State, Belhaven College, Bishop College, Cal Poly/SLO, Cal-Riverside, Cal-Santa Barbara, Carson-Newman, Central Michigan, Central Missouri State, Central State (Okla.), Chattanooga, Coastal Carolina, Colorado College, Compton J.C., Connecticut, Corpus Christi, CSU-Pueblo, Delaware State, Delaware Valley, Delta State, Denver, Detroit Mercy, Drake, East Central (Okla.), Eastern Illinois, Eastern Kentucky, Eastern Montana, Eastern New Mexico, Eastern Washington, El Camino J.C., Elizabeth City State, Elon College, Evangel College, Findlay, Florence State, Fordham, Grand Valley State, Hampton, Heidelberg, Henderson State, Humboldt State, Idaho State, Jackson State, James Madison, Kent State, Kutztown, Lamar, Lamar Tech, Lindenwood, Louisiana Monroe/Northeast Louisiana, Maryland Eastern Shore/Maryland State, Massachusetts, McMurray College, McNeese State, Menlo College, Mercer, Mississippi College, Morris Brown, New Mexico Highlands, Nicholls State, Norfolk State, Northeast Oklahoma, Northern Colorado, Northern Iowa, Northwestern State (La.), Northwestern Oklahoma State, Omaha, Pennsylvania, Pittsburg State, Plymouth State, Saginaw Valley State, Salem (N.C.), Salem (W. Va.), Sam Houston State, San Diego, Santa Clara, Santa Rosa, Savannah State, Shepherd, South Alabama, South Dakota, South Dakota State, Southeast Missouri State, Southwest Missouri State, Springfield College, St. Augustine, Stephen F. Austin, Sul Ross State, Tennessee-Martin, Trinity (Conn.), Truman State, U.S. Merchant Marine Academy, Valdosta State, Virginia Union, Wayne State (Neb.), Wesleyan (Conn.), Western Carolina, Wisconsin-Stevens Point, Xavier, Yankton College

Seven players did not attend college.

TOP 10 SCHOOLS BY GAMES PLAYED

Rk.	Gms.	School (No. of players)
1.	1,219	Colorado (35)
2.	840	Georgia (24)
3.	796	Florida (33)
4.	776	Boston College (17)
5.	762	Texas (29)
6.	723	Stanford (25)
7.	712	Miami (Fla.) (17)
t8.	675	Houston (14)
t8.	675	Minnesota (13)
10.	664	Ohio State (16)

BRONCOS ALL-TIME ROSTER BREAKDOWN

SERVICE (YEARS PLAYED)

16 YEARS: John Elway 1983-98
15 YEARS: Jason Elam 1993-2007; Tom Nalen 1994-2008
14 YEARS: Tom Jackson 1973-86; Dennis Smith 1981-94
13 YEARS: Barney Chavous 1973-85; Paul Howard 1973-75, '77-86; Ken Lanier 1981-92, '94; Rod Smith 1995-2007; Billy Thompson 1969-81
12 YEARS: Tyrone Braxton 1987-93, '95-99; Billy Bryan 1977-88; Dwayne Carswell 1994-2005; Ruben Carter 1975-86; Karl Mecklenburg 1983-94; Riley Odoms 1972-83; Shannon Sharpe 1990-99, '02-03; Louis Wright 1975-86
11 YEARS: Keith Burns 1994-98, 2000-03, '05-06; Simon Fletcher 1985-95; Steve Foley 1976-86; Matt Lepsis 1997-2007; Von Miller 2011-21; Paul Smith 1968-78
10 YEARS: Steve Atwater 1989-98; Champ Bailey 2004-13; Randy Gradishar 1974-83; Vance Johnson 1985-93, '95; Fran Lynch 1967-76; Haven Moses 1972-81; Tom Rouen 1993-2002; Jim Ryan 1979-88; Dave Studdard 1979-88
9 YEARS: Keith Bishop 1980, 1982-89; Mike Current 1967-75; Rick Dennison 1982-90; Ben Hamilton 2001-09; Mike Harden 1980-88; Chris Harris Jr. 2011-19; Rulon Jones 1980-88; Clarence Kay 1984-92; Greg Kragen 1985-93; Gary Kubiak 1983-91; Floyd Little 1967-75; Ed McCaffrey 1995-2003; **Brandon McManus 2014-22**; Claudie Minor 1974-82; Demaryius Thomas 2010-18; Trevor Pryce 1997-2005; Jim Turner 1971-79; Rick Upchurch 1975-83; Billy Van Heusen 1968-76; Steve Watson 1979-87; D.J. Williams 2004-12; Sammy Winder 1982-90
8 YEARS: Lyle Alzado 1971-78; Otis Armstrong 1973-80; Ryan Clady 2008-15; Terrell Davis 1995-2002; Tom Glassic 1976-83; Glenn Hyde 1976-81, '84-85; Larry Kaminski 1966-73; Keith Kartz 1987-94; Chris Kuper 2006-13; Brison Manor 1977-84; John Mobley 1996-2003; Dan Neil 1997-2004; Randy Robbins 1984-91 Steve Sewell 1985-92; Bob Swenson 1975-79, '81-83; Al Wilson 1999-2006; Derek Wolfe 2012-19
7 YEARS: David Bruton Jr. 2009-15; Cooper Carlisle 2000-06; Britton Colquitt 2009-15; Ray Crockett 1994-2000; Al Denson 1964-70; Elvis Dumervil 2006-12; Pete Duranko 1967-70, 72-74; Ron Egloff 1977-83; Larry Evans 1976-82; Ian Gold 2000-03, '05-07; Goose Gonsoulin 1960-66; John Grant 1973-79; Virgil Green 2011-17; Charlie Greer 1968-74; Harald Hasselbach 1994-2000; Mike Horan 1986-92; Jerry Inman 1966-71, '73; Mark Jackson 1986-92; Rich Karlis 1982-88; Jon Keyworth 1973-79; Mike Leach 2002-08; Tim Lucas 1987-93; Rob Lytle 1977-83; Bobby Maples 1972-78; Matt Prater 2007-13; Joe Rizzo 1974-80; **Justin Simmons 2016-22**; Lionel Taylor 1960-66; Andre Townsend 1984-90; Gerald Willhite 1982-88; Steve Wilson 1982-88
6 YEARS: Mike Anderson 2000-05; **Garett Bolles 2017-22**; Michael Brooks 1987-92; Sam Brunelli 1966-71; Glenn Cadrez 1995-2000; Byron Chamberlain 1995-2000; Ken Criter 1969-74; Eldon Danenhauer 1960-65; Todd Davis 2014-19; George Goeddeke 1967-72; Nate Jackson 2003-08; Richard Jackson 1967-72; Don Latimer 1978-83; Mike Lodish 1995-2000; Tommy Lyons 1971-76; Marv Montgomery 1971-76; Craig Morton 1977-82; Chip Myrtle 1967-72; Dave Preston 1978-83; Steve Ramsey 1971-76; Reggie Rivers 1991-96; Bill Romanowski 1996-2001; Bob Scarpitto 1962-67; Mark Schlereth 1995-2000; Mike Schnitker 1969-74; Detron Smith 1996-2001; Jerry Sturm 1961-66; Maa Tanuvasa 1995-2000; Wesley Woodyard 2008-13.

ALL-TIME ROSTER HEIGHT/WEIGHT BREAKDOWNS

Note: A total of 1,490 players have appeared on Denver's active roster for a regular-season or postseason game.

BY HEIGHT

Height	# of players	Pct.
Players 5'-5"	1	(0.1%)
Players 5'-6"	0	(0.0%)
Players 5'-7"	5	(0.3%)
Players 5'-8"	14	(0.9%)
Players 5'-9"	39	(2.6%)
Players 5'-10"	102	(6.8%)
Players 5'-11"	124	(8.3%)
Players 6'-0"	153	(10.3%)
Players 6'-1"	194	(13.0%)
Players 6'-2"	233	(15.6%)
Players 6'-3"	256	(17.2%)
Players 6'-4"	166	(11.1%)
Players 6'-5"	119	(7.9%)
Players 6'-6"	62	(4.2%)
Players 6'-7"	14	(0.9%)
Players 6'-8"	4	(0.3%)
Players 6'-9"	1	(0.1%)
Players 6'-10"	1	(0.1%)
Height unknown	2	(0.1%)

BY WEIGHT

Weight Range	# of players	Pct.
Players 160-174 lbs.	19	(1.3%)
Players 175-199 lbs.	361	(24.2%)
Players 200-224 lbs.	321	(21.6%)
Players 225-249 lbs.	316	(21.1%)
Players 250-274 lbs.	217	(14.6%)
Players 275-299 lbs.	109	(7.3%)
Players 300-324 lbs.	122	(8.2%)
Players 325-350 lbs	23	(1.5%)
Weight unknown	2	(0.1%)

ALL-TIME ROSTER HEIGHT/WEIGHT EXTREMES

Of the 1,490 players who have appeared on Denver's active roster for a regular-season or postseason game:

<u>Category</u>	<u>Hgt./Wgt.</u>	<u>No. (Players)</u>
Average height	6'-2"	
Most frequently occurring height	6'-3"	(256 players; 17.2%)
Average weight	234	
Most frequently occurring weight range	175-199	(361 players; 24.2%)
Shortest Player	5'-5"	(Trindon Holliday)
Tallest Player	6'-10"	(Drew Himmelman)
Lightest Player	160	(Kalif Raymond)
Heaviest Player	350	(Sam Adams, Alphonso Taylor)
Shortest Center/Guard	6'-1"	(7 players)
		(Chris Banks, Ken Brown, John Hohman, K.C. Jones, Pat Matson, Charlie Parker, Robert Young)
Tallest Center/Guard	6'-7"	(Brian Habib, Jon Melander, Dave Widell)
Lightest Center/Guard	220	(David Strickland)
Heaviest Center/Guard	322	(Montrae Holland)
Shortest Tackle	6'-0"	(Arthur Hauser, David Strickland)
Tallest Tackle	6'-10"	(Drew Himmelman)
Lightest Tackle	216	(Albert Day)
Heaviest Tackle	338	(George Foster)
Shortest Quarterback	5'-11"	(Marlin Briscoe, Russell Wilson)
Tallest Quarterback	6'-7"	(Paxton Lynch, Brock Osweiler)
Lightest Quarterback	178	(Marlin Briscoe)
Heaviest Quarterback	248	(Darrell Hackney)
Shortest Running Back/Fullback	5'-7"	(KaRon Coleman, Quentin Griffin)
Tallest Running Back/Fullback	6'-3"	(14 players)
		(most recent: Andrew Beck, Rod Bernstine, Anthony Lynn, Latavius Murray, Steve Sewell)
Lightest Running Back/Fullback	177	(Glyn Milburn)
Heaviest Running Back/Fullback	255	(Andrew Beck)
Shortest Wide Receiver	5'-5"	(Trindon Holliday)
Tallest Wide Receiver	6'-5"	(Don Carothers, Ed McCaffrey)
Lightest Wide Receiver	160	(Kalif Raymond)
Heaviest Wide Receiver	230	(Brandon Marshall, Billy Miller)
Shortest Tight End	6'-1"	(Byron Chamberlain, Hewritt Dixon, Russell Payne)
Tallest Tight End	6'-6"	(5 players)
		(Troy Fumagalli, Pat Kelly, Keli McGregor, Chad Mustard, Eric Tomlinson)
Lightest Tight End	210	(Jim Whalen)
Heaviest Tight End	277	(Chad Mustard)
Shortest Defensive Lineman	5'-11"	(Elvis Dumervil)
Tallest Defensive Lineman	6'-7"	(5 players)
		(Paul Carrington, Stan Fanning, Jumpy Geathers, John Hoffman, Jarvis Moss)
Lightest Defensive Lineman	240	(Leroy Moore)
Heaviest Defensive Lineman	350	(Sam Adams, Alphonso Taylor)
Shortest Linebacker	5'-11"	(Elvis Dumervil, Tom Jackson, Joe Mays, Jamie Winbom)
Tallest Linebacker	6'-7"	(Jarvis Moss)
Lightest Linebacker	190	(Tommy Luke)
Heaviest Linebacker	275	(Bradley Chubb)
Shortest Defensive Back	5'-7"	(Chris Hale, Calvin Jones)
Tallest Defensive Back	6'-4"	(John Pitts, Lenny Walls)
Lightest Defensive Back	164	(Chris Hale)
Heaviest Defensive Back	220	(John Lynch)
Shortest Kicker/Punter	5'-9"	(P Bucky Dilts, K Bobby Howfield)
Tallest Kicker/Punter	6'-4"	(4 players)
		(P Mitch Berger, K Steven Hauschka, K Joe Nedney, P Luke Prestridge)
Lightest Kicker/Punter	175	(P Jack Weil)
Heaviest Kicker/Punter	240	(K Bob Humphreys)

BRONCOS ALL-TIME NUMERICAL ROSTER

All-Time Numerical Roster Notes

• Every jersey number has been worn at least once in franchise history.

Retired Jersey Numbers:

#7 John Elway	QB	1983-98
#18* Frank Tripucka	QB	1960-63
#44 Floyd Little	RB	1967-75
<i>*with special recognition of QB Peyton Manning's tenure (2012-15) wearing #18</i>		

Jersey Numbers Worn By Only One Player:

#0 John Olszewski	FB	1962
-------------------	----	------

Players Who Have Worn Three Jersey Numbers:

Sam Brunelli	G	64, 68, 72
Keith Burns	LB	51, 55, 56
Ryan Harris	T	74, 72, 68
Nate Jackson	TE	14, 81, 89

Players For Whom Jersey Numbers Are Not Available:

Hugh Smith	E	1962
Harold Williams	HB	1961

0		
John Olszewski	FB	1962

1		
K.J. Hamler	WR	2021-22
Taylor Russolino	K	2020
Marquette King	P	2018
Connor Barth	K	2014
Brett Kern	P	2008-09
Jason Elam	K	1993-2007
Daren Parker	P	1992
Chris Norman	P	1984-85

2		
Pat Surtain II	CB	2021-22
Kendall Hinton	WR	2020
Brandon Allen	QB	2019
Christian Ponder	QB	2015
Zac Dysert	QB	2013
Chris Simms	QB	2009
Sam Paulescu	P	2007
Steve Lindsey	K	2000
Will Furrer	QB	1994
Mike Horan	P	1986-92
Joe DiVito	QB	1968
Bob Humphreys	K	1967-68
Cookie Gilchrist	FB	1965

3		
Russell Wilson	QB	2022
Drew Lock	QB	2019-21
Colby Wadman	P	2018
Steven Hauschka	K	2010
Tom Brandstater	QB	2009
Paul Ernster	P/K	2005-07
Scott Bentley	K	1997, 2000
Rich Karlis	K	1982-88
Bobby Howfield	K	1968-70
Billy Joe	FB	1963-64

4		
Brett Rypien	QB	2019-22
Case Keenum	QB	2018
Austin Davis	QB	2016
Britton Colquitt	P	2009-15
Darrell Hackney	QB	2007-08
Micah Knorr	P/K	2002-04
Ruben Rodriguez	P	1992
Chris Norman	P	1986
Robert Thompson	WR	1987
Rick Duncan	K	1967

5		
Randy Gregory	OLB	2022
Teddy Bridgewater	QB	2021
Joe Flacco	QB	2019
Matt Prater	K	2007-13
Brad Daluiso	K	1992

6		
P.J. Locke	S	2022
Sam Martin	P	2020-21
Colby Wadman	P	2019
Chad Kelly	QB	2017-18
Brock Osweiler	QB	2012
Jay Cutler	QB	2006-08
Jason Baker	P/K	2004
Joe Nedney	K	2000
Bobby Brister	QB	1997-99
Ralph Giacommaro	P	1987

7 (RETIRED)		
John Elway	QB	1983-98
Craig Morton	QB	1977-82
Mickey Slaughter	QB	1963-66

8		
Brandon McManus	K	2014-22
Kyle Orton	QB	2009-11
Matt Mauck	QB	2004
Todd Husak	QB	2001
Jeff Lewis	QB	1996-97
Tommy Maddox	QB	1992-93
Gary Kubiak	QB	1983-91

9		
Kendall Hinton	WR	2021-22
Jeff Driskel	QB	2020
Kevin Hogan	QB	2018
Riley Dixon	P	2016-17
Brady Quinn	QB	2010-11
David Treadwell	K	1989-92

10		
Jerry Jeudy	WR	2020-22
Emmanuel Sanders	WR	2014-19
Jabar Gaffney	WR	2009-10
Clifford Russell	WR	2008
Todd Sauerbrun	P	2005-07
Triandos Luke	WR	2004
Bucky Dilts	P	1977-78
Mark Herrmann	QB	1981-82
Steve Ramsey	QB	1971-76
Jim Leclair	QB	1967-68
John McCormick	QB	1963, '65-66

11		
Jarrett Guarantano	QB	2022
Josh Johnson	QB	2022
Diontae Spencer	WR	2019-21
Carlos Henderson	WR	2017-18
Jordan Norwood	WR	2015-16
Trindon Holliday	WR	2012-13
Kenny McKinley	WR	2009-10
Patrick Ramsey	QB	2007-08
Quincy Morgan	WR	2006
Bradlee Van Pelt	QB	2005
Steve Beuerlein	QB	2001-03
Jeff Brohm	QB	1999
T.J. Rubley	QB	1996
Luke Prestridge	P	1979-83
Bobby Anderson	HB	1970-73
John McCormick	QB	1968
Tobin Rote	QB	1966

12		
Montrell Washington	WR	2022
Mike Ford	CB	2021
Paxton Lynch	QB	2016-17
Andre Caldwell	WR	2013-15
Matthew Willis	WR	2009-12
Domenik Hixon	WR	2006-07
Charlie Adams	WR	2003
Gus Frerotte	QB	2000-01
Chris Miller	QB	1999
Shawn Moore	QB	1992-93
Ken Karcher	QB	1987-88
Craig Penrose	QB	1976-79
Charley Johnson	QB	1972-75
Al Pastrana	QB	1969-70
Gary Kroner	K	1965-67

BRONCOS ALL-TIME NUMERICAL ROSTER, CONT.

13				Isaiah Burse	WR	2014
Michael Ojemudia	CB	2021-22	Eddie Royal	WR	2008-11	
KJ Hamler	WR	2020	Taylor Jacobs	WR	2007	
Trevor Siemian	QB	2015-17	Brian Clark	WR	2006	
Nathan Palmer	WR	2014	Fred Steinfort	K	1979-81	
Keary Colbert	WR	2008	Don Breaux	QB	1963	
David Terrell	WR	2005	20			
Danny Kanell	QB	2003-04	Darius Phillips	CB	2022	
Jack Weil	P	1986	Duke Dawson Jr.	CB	2019-20	
Don Horn	QB	1971-72	Jamal Carter	S	2017-18	
Steve Tensi	QB	1967-70	Justin Forsett	RB	2016	
14				Josh Bush	S	2014-15
Courtland Sutton	WR	2018-22	Mike Adams	S	2012-13	
Cody Latimer	WR	2014-17	Brian Dawkins	S	2009-11	
Brandon Stokley	WR	2007-09, 12	Marlon McCree	S	2008	
Todd Devoe	WR	2005-06	Travis Henry	RB	2007	
Nate Jackson	WR	2003-04	Mike Bell	RB	2006	
Brian Griese	QB	1998-2002	Garrison Hearst	RB	2004	
Bill Musgrave	QB	1995-96	Roosevelt Williams	CB	2003	
Dean May	QB	1987	Delvin Hughley	CB	2001	
Scott Stankavage	QB	1984, '86	Tony James	CB	1996, '98-99	
Norris Weese	QB	1976-79	Greg Lewis	RB	1992	
John Hufnagel	QB	1974	Darryll Jones	DB	1987	
Pete Liske	QB	1969-70	Kevin Clark	DB	1990-91	
Mickey Slaughter	QB	1963-66	Louis Wright	CB	1975-86	
Don Smith	G	1967	Charles Greer	DB	1968-74	
George Hunter Enis	QB	1962	Billy Ray Fletcher	E	1966	
Skip Doyle	HB	1960	Willie West	DB	1964	
15				Tommy Minter	HB	1962
Jalen Virgil	WR	2022	Daniel E. Smith	HB	1961	
Juwann Winfree	WR	2019	Jerry Traynham	HB	1961	
Hunter Sharp	WR	2017	Henry Bell	HB	1961	
Marlon Brown	WR	2016	21			
Tim Tebow	QB	2010-11	K'Waun Williams	CB	2022	
Brandon Marshall	WR	2006-09	Ronald Darby	CB	2021	
Mike Glendenen	K	1987	A.J. Bouye	CB	2020	
Jim Turner	K	1971-79	Theo Riddick	RB	2019	
Marlin Briscoe	QB	1968	Su'a Cravens	S	2018	
Max Choboian	QB	1964-65	Aqib Talib	CB	2014-17	
Jacky Lee	QB	1964-65	Ronnie Hillman	RB	2012-13	
Phillip Nugent	HB	1961	André Goodman	CB	2009-11	
16				Tatum Bell	RB	2008
Tyrie Cleveland	WR	2020-22	Hamza Abdullah	S	2005-08	
Isaiah McKenzie	WR	2018	Quentin Griffin	RB	2005	
Bennie Fowler	WR	2015-17	Scott Turner	CB	2003	
Caleb Hanie	QB	2012	KaRon Coleman	RB	2001-02	
D'Andre Goodwin	WR	2011	Chris Watson	CB	1999	
Chad Jackson	WR	2008	Darrien Gordon	CB	1998	
Jake Plummer	QB	2003-06	Randy Hilliard	CB	1994-97	
Tom Rouen	P	1993-2002	Le-Lo Lang	CB	1990-93	
Monte McGuire	QB	1987	Earl Johnson	DB	1987	
Jeff Knapple	QB	1980	Myron Dupree	CB	1983	
John Hufnagel	QB	1975	Randy Polt	DB	1975-77	
Mike Ernst	QB	1972	Randy Montgomery	CB	1971-73	
Dick Wood	QB	1962	Bobby Burnett	RB	1969	
George Herring	QB	1960-61	Tommy Luke	LB	1968	
17				Jesse Stokes	DB	1968
Corliss Waitman	P	2022	Goldie Sellers	DB	1966-67	
Travis Fulgham	WR	2021	Gerry Bussell	DB	1965	
John Brown	WR	2021	Eugene Mingo	HB	1960-64	
DaeSean Hamilton	WR	2018-20	22			
Brock Osweiler	QB	2013-15, '17	Kareem Jackson	S	2019-22	
Andre Caldwell	WR	2012	Tramaine Brock	CB	2018	
Quan Cosby	WR	2011	C.J. Anderson	RB	2013-17	
Britt Davis	WR	2010	Tracy Porter	CB	2012	
Mitch Berger	P	2009	Syd'Quan Thompson	CB	2010-11	
Glenn Martinez	WR	2007-08	Peyton Hillis	FB	2008-09	
Darius Watts	WR	2004-05	Domonique Foxworth	CB	2005-07	
Jarious Jackson	QB	2000-03	Quentin Griffin	RB	2003-04	
Hugh Millen	QB	1994-95	Olandis Gary	RB	1999-2002	
Steve DeBerg	QB	1981-83	Vaughn Hebron	RB	1996-98	
Matt Robinson	QB	1980	Glyn Millburn	RB	1993-95	
Larry Steele	P	1974	Alton Montgomery	S	1990-93	
Scotty Glacken	QB	1966-67	Tony Lilly	S	1984-87	
George Shaw	QB	1962	Aaron Kyle	DB	1980-82	
18 (RETIRED)				Steve Haggerty	DB	1975
Peyton Manning	QB	2012-15	Fran Lynch	DB	1967-76	
Frank Tripucka	QB	1960-63	Bobby Ply	HB	1967	
19				Gerry Bussell	DB	1965
Chase Edmonds	RB	2022	Elihu (Buddy) Allen	HB	1961	
Seth Williams	WR	2021	David Ames	HB	1961	
Fred Brown	WR	2019-20	Bob Stransky	HB	1960	
Kalif Raymond	WR	2016				

23	Ronald Darby	CB	2022	27	Damarri Mathis	CB	2022
	Kyle Fuller	CB	2021		Nate Hairston	CB	2021
	Michael Ojemudia	CB	2020		Will Parks	CB	2020
	Devontae Booker	RB	2016-19		Davontae Harris	CB	2019-20
	Ronnie Hillman	RB	2014-15		Brendan Langley	CB	2017-18
	Quentin Jammer	CB	2013		Shaun Prater	CB	2015
	Willis McGahee	RB	2011-12		Jeremy Stewart	RB	2014
	Renaldo Hill	S	2009-10		Knowshon Moreno	RB	2009-13
	Andre Hall	RB	2007-08		Darrent Williams	CB	2005-06
	Marques Anderson	S	2005		Denard Walker	CB	2001
	Willie Middlebrooks	CB	2001-04		Terrell Buckley	CB	2000
	Jason Moore	S	1999		Steve Atwater	S	1989-98
	Darrien Gordon	CB	1997		Kevin Clark	DB	1987-88
	Ronnie Bradford	CB	1993-95		Maurice Harvey	DB	1978, '80
	Sammy Winder	RB	1982-90		Tom Oberg	S	1968-69
	Chris Pane	DB	1976-79		Charlie Mitchell	HB	1963-67
	Billy Hardee	CB	1976	28	Latavius Murray	RB	2022
	Alfred Haywood	DB	1975		Damarea Crockett	RB	2021
	George Hoey	DB	1975		Royce Freeman	RB	2018-20
	Maurice Tyler	S	1973-74		Jamaal Charles	RB	2017
	Steve Preece	RB	1972		Montee Ball	RB	2013-14
	Dickie Post	RB	1971		Quinton Carter	S	2011-12
	Drake Garrett	DB	1968-70		Correll Buckhalter	RB	2009-10
	Gene Sykes	DB	1967		Michael Pittman	RB	2008
	Goose Gosoulin	DB	1960-66		Jeff Shoate	CB	2007
24	Adam Jones	CB	2018		Kenoy Kennedy	S	2000-04
	Champ Bailey	CB	2004-13		Tito Paul	CB	1998
	Deltha O'Neal	CB	2000-03		Clifford Hicks	CB	1995
	Randy Fuller	CB	1994		Butler By not'e	RB	1994
	Wymon Henderson	CB	1989-91		Gaston Green	RB	1991-92
	Tony Boddie	RB	1986-87		Elliot Smith	CB	1991-98
	Rick Parros	CB	1981-84		Jeremiah Castillo	CB	1987-88
	Otis Armstrong	RB	1973-80		Scott Caldwell	RB	1987
	Butch Byrd	DB	1971		Roger Jackson	DB	1982-85
	Booker Edgerson	CB	1970		Cornell Gordon	CB	1970-72
	Phil Brady	S	1969		Jack Lentz	S	1967-68
	Hal Lewis	DB	1968		Abner Haynes	HB	1965-66
	Willie Brown	DB	1963-66		Billy Atkins	DB	1964
	Donald Allen	FB	1960		Bobby Gaiters	HB	1963
25	Lamar Jackson	CB	2022	29	Faion Hicks	CB	2022
	Melvin Gordon III	RB	2020-22		Bryce Callahan	CB	2019-21
	Chris Harris Jr.	CB	2011-19		Bradley Roby	CB	2014-18
	Tony Carter	CB	2009		Michael Huff	S	2013
	Anthony Alridge	RB	2008		Jonathan Wilhite	CB	2011
	Nick Ferguson	S	2003-07		Chevis Jackson	CB	2010
	Denard Walker	CB	2002		Andre Brown	RB	2010
	Eric Davis	CB	2001		Damien Nash	RB	2006
	Darrius Johnson	CB	1996-99		Howard Griffith	FB	1997-2001
	Charles Swann	DB	1994		Aaron Craver	RB	1995-96
	Kip Corrington	S	1989-90		Charles Dimry	CB	1991-93
	Roger Jackson	DB	1987		Darren Carrington	DB	1989
	Daniel Hunter	CB	1985-86		Warren Marshall	RB	1987
	Haven Moses	WR	1972-81		Wilbur Myers	S	1983
	Ted Aflien	RB	1969		Bernard Jackson	DB	1977-80
	Errol Prisby	DB	1967		Bill West	CB	1972
26	Mike Boone	RB	2021-22		Wandy Williams	RB	1969-70
	Kevin Toliver II	CB	2020		Wendell Hayes	HB	1965
	Isaac Yiadom	CB	2015-19	30	Caden Sterns	S	2021-22
	Darian Stewart	S	2015-18		Phillip Lindsay	RB	2018-20
	Rahim Moore	S	2011-14		David Bruton Jr.	S	2009-15
	Laurence Maroney	RB	2010		Cory Boyd	RB	2008
	Ty Law	CB	2009		Mike Bell	RB	2007
	Jack Williams	CB	2008-09		Terrell Davis	RB	1995-2002
	Paul Smith	RB	2007		Steve Sewell	RB	1985-92
	Tatum Bell	RB	2004-06		Jim Jensen	RB	1977, '79-80
	Clinton Portis	RB	2002-03		Oliver Ross	RB	1973-75
	Eric Brown	S	1998-2001		Cookie Gilchrist	RB	1967
	Tim Mckyer	CB	1997		Hewritt Dixon	FB	1963-65
	Eric Thomas	CB	1995		Clarence Walker	HB	1963
	Ben Smith	CB	1994	31	Justin Simmons	S	2016-22
	Chris Hale	DB	1993		Omar Bolden	CB/S	2012-15
	Bobby Humphrey	RB	1989-91		Darcel McBeth	S	2009-10
	Lyle Pickens	DB	1987		F.J. Pope	RB	2008
	Chris Brewer	RB	1984		Marviel Underwood	S	2007
	J.T. Thomas	DB	1982		Quentin Harris	S	2006
	Larry Riley	DB	1977		Kelly Herndon	CB	2002-04
	Calvin Jones	CB	1973-76		Darryl Pounds	CB	2000
	George Saines	S	1970-72		Derek Loville	RB	1997-99
	Darrell Lester	FB	1965-66		Rondell Jones	S	1993-96
	Tommy Janik	DB	1963-64		Victor Jones	RB	1992
	Frank Quayle	RB	1969		Kerry Porter	CB	1990
	Don Coffey	E	1963		Mike Harden	RB	1980-88
					Zachary Dixon	RB	1979
					Mike Franckowiak	RB	1975-76
					Bo Hickey	FB	1967

BRONCOS ALL-TIME NUMERICAL ROSTER, CONT.

32				36				
Delarrin Turner-Yell	S	2022	Tyler Badie	RB	2022			
Ha Ha Clinton-Dix	WR	2021	Devine Ozigbo	RB	2022			
LeVante Bellamy	RB	2020	Trey Marshall	S	2018-20			
Andy Janovich	FB	2016-19	Kayvon Webster	CB	2013-16			
Curtis Marsh	CB	2015	Jim Leonhard	S	2012			
Tony Carter	CB	2011-14	Rafael Bush	S	2011			
Perrish Cox	CB	2010	Josh Barrett	S	2008-09			
LaMont Jordan	RB	2009	Frank Robinson	CB	1992-93			
Dré Bly	CB	2007-08	Mark Haynes	CB	1986-89			
Chris Young	S	2003-05	Billy Thompson	DB	1969-81			
Billy Jenkins	S	2000-01	Jim Stinnette	FB	1961-62			
Tony Veland	S	1997	Red Brodnax	FB	1960			
Sammie Smith	RB	1992						
Melvin Bratton	RB	1989-90	37					
Calvin Thomas	RB	1988	Marlon Mack	RB	2022			
Joe Dudek	RB	1987	P. J. Locke	S	2020-21			
Leonard Jones	DB	1987	Lorenzo Doss	CB	2015-17			
Tony Reed	RB	1981	Jeremiah Johnson	RB	2011			
Jon Keyworth	RB	1974-80	Alex Haynes	RB	2008			
Dick Davis	RB	1970	Calvin Lowry	S	2008			
Garrett Ford	FB	1968	Cecil Sapp	RB	2003-07			
Mike Kellogg	FB	1966-67	Tyrone Poole	CB	2002			
			Tony Carter	FB	2001			
			Anthony Lynn	RB	1993, '97-99			
Javonte Williams	RB	2021-22	Tim Hauck	S	1995-96			
Alijah Holder	S	2020	Kevin Guidry	CB	1988			
De Angelo Henderson	RB	2017	Steve Fitzhugh	DB	1987			
Shiloh Keo	S	2015-16	Steve Trimble	DB	1981-83			
Duke Ihenacho	S	2012-13	Bob Wade	CB	1970			
Nate Jones	CB	2010						
Alphonso Smith	CB	2009	38					
Marquand Manuel	S	2008	Shakial Taylor	CB	2019			
Ron Dayne	RB	2005	Horace Richardson	CB	2018			
Jimmy Spencer	CB	2000-03	Shamarko Thomas	S	2018			
John Avery	RB	1999	Marcus Rios	CB	2017			
Dedrick Dodge	S	1997	Quinton Carter	S	2013-14			
Rod Bernstine	RB	1993-95	Andrew Pinnock	FB	2008			
Robert Perryman	FB	1991-92	Steve Cargile	S	2006-07			
Tony Dorsett	RB	1988-89	Mike Anderson	RB	2000-05			
Gene Lang	RB	1984-87	Reggie Rivers	RB	1991-96			
Lawrence McCutcheon	RB	1980	Bruce Plummer	DB	1987-88, '90			
Lonnie Perrin	RB	1976	Ben Norman	RB	1980			
Jim Kiick	RB	1976-77						
Joe Dawkins	FB	1971-73	39					
Willis Greshaw	QB	1970	Rojesterman Farris	CB	2021			
Hub Lindsey	QB	1968	Mac McCain	CB	2021			
Wendell Hayes	HB	1966-67	Cyrus Jones	CB	2019			
Justin Rowland	HB	1962	Jamar Taylor	CB	2018			
Fred Bukaty	FB	1961	Michael Hunter	CB	2017			
Pete Mangum	LB	1960	Taurean Nixon	CB	2015-16			
			Vernon Fox	S	2008-09			
			Kyle Johnson	FB	2002-07			
Essang Basse	CB	2020-22	Ray Crockett	CB	1994-2000			
Will Parks	S	2016-19	Robert Delpino	RB	1993			
Marquice Cole	CB	2013	Darryl Russell	DB	1987			
Kyle McCarthy	S	2010-11	Tom Smiley	RB	1969			
Joshua Bell	CB	2008	Jesse Myles	RB	1983-84			
Cedric Cobbs	RB	2006	Roland Solomon	CB	1981			
Reuben Droughns	RB	2002-04						
Raymond Harris	RB	2000	40					
Tyrone Braxton	DB	1987-93, '95-99	Justin Strnad	ILB	2020-22			
Nathan Poole	DB	1982-83, '85, '87	Juwan Thompson	FB	2014-16			
Gus Hollomon	DB	1968-69	Jacob Hester	FB	2012			
Don Stone	FB	1961-64	Austin Sylvester	FB	2011			
Hardy Brown	LB	1960	Curome Cox	S	2005-07			
			Jeff Shoate	CB	2004			
			Dale Carter	CB	1999			
			Darryl Hall	S	1993-94			
Ja'Quan McMillian	CB	2022	Jeff Alexander	RB	1989, '92			
Kary Vincent Jr.	CB	2021	Martin Rudolph	DB	1987			
Jeremy Cox	FB	2020	Charlie West	DB	1978-79			
Dymonte Thomas	S	2017-18	Randy Rich	DB	1977			
Kapri Bibbs	RB	2014-16	Jack Gehrke	WR	1971			
Lance Ball	RB	2010-12	Grady Cavness	CB	1969			
Selvin Young	RB	2007-08	Ron Lamb	FB	1968			
Lenny Walls	CB	2002-05	Brendan McCarthy	FB	1968-69			
Jason Suttle	CB	1999-2000	Paul Carmichael	HB	1965			
John Granby	DB	1992	Jay Dale Evans	HB	1961			
Blake Ezor	RB	1990	Albert Carmichael	HB	1960-61			
Ken Bell	RB	1986-89	Ted Wegert	FB	1960			
Larry Canada	FB	1978-79, '81						
Lonnie Perrin	RB	1977-78	41					
Clem Turner	RB	1970-72	Anthony Harris	S	2022			
Henry Jones	RB	1969	Kenny Young	LB	2021			
Jim Wright	HB	1964	Jamar Johnson	S	2021			
Richard Dickinson	FB	1962-63	De'Vante Bausby	CB	2019-20			
Jim Sears	HB	1961	Isaac Yadom	CB	2018			
Dave Rolle	FB	1960	Jerrold Garcia-Williams	ILB	2017			

Cassius Vaughn	CB	2010-11
Karl Paymah	CB	2005-08
Johnathan Reese	RB	2004
Deon Strother	RB	1994
Greg Lewis	RB	1991
Rob Lytle	RB	1977-83
Leroy Mitchell	CB	1971-73
Eric Crabtree	FL	1966-68
George Burrell	S	1969
Jerry Tarr	E	1962
Bob McNamara	HB	1960-61

42

Nik Bonitto	OLB	2022
Curtis Robinson	ILB	2021
Parnell Motley	CB	2020
Mark Barron	ILB	2020
Casey Kreiter	LS	2016-19
Mario Fannin	RB	2011-12
Ryan Torain	RB	2008
Sam Brandon	S	2002-06
Detron Smith	FB	1996-2001
Leonard Russell	RB	1994
Muhammad Oliver	CB	1992
Charlie West	DB	1978
Billy Van Heusen	WR	1968-76
Lonnie Wright	DB	1966-67
Odell Barry	HB	1964-65
Al Frazier	HB	1961
Albert Romine	HB	1960

43

Ray Wilborn	LB	2022
Harvey Langi	LB	2022
Micah Kiser	ILB	2021
Joseph Jones	ILB	2017-20
T.J. Ward	S	2014-16
Herana-Daze Jones	S	2008
Roderick Rogers	S	2007-08
Izell Reese	S	2002
Derrick Clark	RB	1994
Steve Foley	DB	1976-86
Lonnie Hepburn	CB	1974
Pete Jaquess	DB	1967-70
Bob Richardson	DB	1966
Charles Marshall	HB	1962
John Nocera	CB	1963
Frank Bernardi	DB	1960

44 (RETIRED)

Floyd Little	HB	1967-75
Milfer Farr	DB	1965
Bruce Starling	HB	1963

45

Alexander Johnson	ILB	2018-21
Kevin Snyder	ILB	2017
Thomas Gafford	LS	2016
Dominique Rodgers-Cromartie	CB	2013
Quinn Johnson	FB	2011
Roc Alexander	CB	2004-05
Gary Downs	RB	1995
Richard Shelton	CB	1989
Steve Wilson	CB	1982-88
Perry Smith	DB	1980-81
Jeff Severson	DB	1975
Bill Laskey	LB	1973-75
Tom Cassese	DB	1967
Lew Scott	DB	1966
Jim McMillin	DB	1964-65
John Sklopan	HB	1963
Goose Gonsoulin	DB	1960

46

Jacob Bobenmoyer	LS	2020-22
Jeff Holland	OLB	2018
Aaron Brewer	LS	2012-15
Spencer Larsen	FB/LB	2008-11
KaRon Coleman	RB	2000
Bobby Micho	RB	1986
Dave Preston	HB	1978-83
John Rowser	DB	1974-76
Terry Erwin	HB	1968
Jim Summers	DB	1967
John Griffin	HB	1964-66
Norman Bass	DB	1964
Bob Zeman	DB	1962-63
Hardy Brown	LB	1960

47

Josey Jewell	ILB	2018-22
Mike Mohamed	LB	2012
John Lynch	S	2004-07
Ryan McNeil	CB	2003
Darius Clark	S	2000-01
David Poole	DB	1993
Gerald Willhite	RB	1982-88
George Atkinson	DB	1979
Tony Harris	WR	1972
Paul Martha	S	1970
James Smith	S	1969
John McGeeever	DB	1962-65

48

Mitchell Fraboni	LS	2022
Andre Mintze	OLB	2021
Derrek Tuszka	OLB	2020
Shaquil Barrett	OLB	2015-18
Mike Leach	TE/LS	2002
George Coghill	S	1998-2001
Lionel Washington	CB	1995-96
Randy Robbins	DB	1984-91
Earlie Thomas	DB	1975
John Pitts	S	1973-75
Dale Hackbart	S	1973
Herman Lewis	DE	1968
Alex Moore	RB	1968
Nemiah Wilson	DB	1965-67

49

Alex Singleton	ILB	2022
Jamar Johnson	S	2021
Nate Hairston	CB	2020
Alijah Holder	DB	2019
Craig Mager	CB	2018
Quentin Gause	ILB	2016
Chris Gronkowski	FB	2012
Matt Dominguez	TE	2001
Dennis Smith	S	1981-94
Alvin Mitchell	S/WR	1970
Neal Sweeney	FL	1967
Glenn Glass	DB	1966

50

Jonas Griffith	ILB	2021-22
Patrick Morris	G/C	2019-20
Aaron Wallace	LB	2018
Zaire Anderson	ILB	2016-17
Shaquil Barrett	OLB	2014
J.D. Walton	C	2010-12
Ben Hamilton	G/C	2001-09
Artie Ulmer	LB	1999
Ray Hesse	LB	1997
Ray Jacobs	LB	1994-95
John Sullins	LB	1992
Jim Ryan	LB	1979-88
Bobby Maples	C	1972-78
Olen Underwood	LB	1971
Carl Cunningham	LB	1967-70
Jerry Hopkins	LB	1963-66
Pat Lamberti Jr.	E	1961
Fred Broussard	C	1960

51

Marquiss Spencer	DE	2021
Nigel Bradham	LB	2020
Todd Davis	LB	2015-19
Paris Lenon	LB	2013
Joe Mays	LB	2010-12
Jamie Winborn	LB	2007-08
Keith Burns	LB	2005-06
John Mobley	LB	1996-2003
Mike Croel	LB	1991-94
Marc Munford	LB	1987-90
Bob Swenson	LB	1975-79, '81-83
Mike Simone	LB	1972-74
Bill Butler	LB	1970
Tim Casey	LB	1969
Gordon Lambert	LB	1969
Dave Tobey	LB	1968
Henry Sorrell	LB	1967
Eugene Jeter	LB	1965-67
Jim Fraser	LB	1964
Leon Simmons	LB	1963
Lee (Mike) Nichols	C	1960-61

52

Wyatt Ray	LB	2022
Netane Muti	G	2020-22
Justin Hollins	LB	2019
Corey Nelson	LB	2014-17

BRONCOS ALL-TIME NUMERICAL ROSTER, CONT.

Wesley Woodyard	LB	2011-13	56		
Jason Hunter	LB/DE	2010		Baron Browning	LB 2021-22
Louis Green	LB	2008		Corey Nelson	ILB 2019
Ian Gold	LB	2000-03, '05-07		Shane Ray	OLB 2015-18
D.J. Williams	LB	2004		Nate Irving	LB 2011-14
David Bowns	LB	1999		Robert Ayers	LB/DE 2009-10
Dave Garnett	LB	1995		Al Wilson	LB 1999-2006
Richard Harvey	LB	1994		Keith Burns	LB 1994-98
Jeff Mills	LB	1990-93		Michael Brooks	LB 1987-92
Ken Woodard	LB	1982-86		Mike Knox	LB 1987
Dan MacDonald	LB	1987		Aaron Smith	LB 1984
Greg Bracelin	LB	1980		Larry Evans	LB 1976-82
Mike Montler	C	1977		Ray May	LB 1973-75
Randy Gradishar	LB	1974-75		Don Parish	LB 1971
Ray Kubala	C	1964-67		Dave Washington	C 1969-70
Frank Jackunas	C	1963		Jay Bachman	LB 1968
James Barton	C	1961-62		Walter Highsmith	C 1967
Frank Kuchta	C	1960		Dave Behrman	C 1965-66
				John Bramlett	LB 1964
				Jim Price	LB 1964
53					
Jonathan Cooper	OLB	2021-22		57	
Austin Calitro	ILB	2020		Billy Turner	OL 2022
Deiontrez Mount	OLB	2017-18		Pita Taumoepeenu	OLB 2021
James Ferentz	C	2015-16		DeMarcus Walker	OLB/DE 2017-20
Steven Johnson	LB	2012-14		Dekoda Watson	OLB 2016
Mike Mohamed	LB	2011		Lamin Barrow	LB 2014
Dyral Briggs	LB	2010		Jeremy Mincey	DE 2013
Niko Koutouvides	LB	2008		Adrian Robinson	LB 2013
Louis Green	LB	2004-07		Keith Brookling	LB 2012
Johnny Rutledge	LB	2003		Mario Haggan	LB 2008-11
Bill Romanowski	LB	1996-2001		Jordan Beck	LB 2007
Danté Jones	LB	1995		Jashon Sykes	LB 2003-04
Anthony Thompson	LB	1990		Allen Aldridge	LB 1994-97
Randy Gradishar	LB	1976-83		Dave Wyman	LB 1993
Ken Criter	LB	1971-74		Mark Murray	LB 1991
Roger LeClerc	C	1967		Ty Allert	LB 1990
Don Gulseth	LB	1966		Mike Ruether	C 1988-89
Tom Erlandson	LB	1962-65		Matt Smith	LB 1987
Bob Hudson	LB	1960-61		Tom Jackson	LB 1973-86
				Bob Geddes	LB 1972
				Fred Forsberg	LB 1968, '70-73
				John Huard	LB 1967-69
54					
Jake Martin	OLB	2022		58	
Wade Barrington	ILB	2021		Von Miller	LB 2011-21
Josh Watson	ILB	2019-20		Kevin Alexander	LB 2010
Brandon Marshall	LB	2013-18		Nate Webster	LB 2006-08
C.J. Davis	C/G	2012		Terry Pierce	LB 2003-04
David Binn	LS	2011		Steve Russ	LB 1997, '99-2000
Lee Robinson	LB	2010		Elijah Alexander	LB 1992-95
Andra Davis	ILB	2009		Scott Curtis	LB 1989-90
D.D. Lewis	LB	2007		Tim Lucas	LB 1987
Patrick Chukwurah	LB	2003, '05-06		Steve Busick	LB 1981-85
Lee Woodall	LB	2001		Rob Nairne	LB 1977-80
Nate Wayne	LB	1998-99		Phil Olsen	C 1975-76
Britt Hager	LB	1995-96		Tom Graham	LB 1973-74
Mitch Donahue	LB	1993-94		Bill McKoy	LB 1970-72
Keith Traylor	LB	1991-92		Frank Richter	LB 1967-69
Keith Bishop	C	1980, '82-89		Jack Work	LB 1960
Richard Baska	LB	1976-77		59	
Mike Lemon	LB	1975		Dakota Allen	ILB 2022
Ralph Cindrich	LB	1974		Malik Reed	OLB 2019-21
Chip Myrtle	LB	1967-72		Vontarrius Dora	OLB 2016
Ron Sbrantzi	LB	1966		Danny Trevathan	LB 2012-15
Ed Cummings	LB	1965		Brian Iwuh	LB 2011
Larry Jordan	LB	1964		Wesley Woodyard	ILB 2008-10
Ed (Wahoo) McDaniel	LB	1961-63		Taylor White	G 2005
				Donnie Spragan	LB 2002-04
				Glenn Cadrez	LB 1995-2000
				Brett Wallerstedt	LB 1994
				Tim Lucas	LB 1987-93
				Kirk Dodge	LB 1987
				Darren Comeaux	LB 1982-86
				Mark Merrill	LB 1981-82
				Joe Rizzo	LB 1974-80
				Larry Kaminski	C 1966-73
				60	
				Luke Wattenberg	C 2022
				Connor McGovern	G/C 2016-19
				Steve Vallos	C 2013
				John Engelberger	DE 2005-08
				K.C. Jones	C 1998-2000
				Joe Burch	C 1994
				Nick Subis	G 1991
				Gerald Perry	G 1988-90
				Paul Howard	G 1973-75, '77-86

Bob Young	G	1966-70	Jim O'Malley	LB	1973-75
Ernie Park	G	1966	Bill Cottrell	G	1972
Charlie Parker	G	1965	Larry Cox	DT	1966-67
Ken Adamson	G	1960-62	John Cash	E	1961-62
61			67		
Gráham Glasgow	G	2020-22	Christian DiLauro	T	2022
Matt Paradis	C	2015-18	Sam Brenner	C	2015
Gerard Warren	DT	2005-06	Dan Koppen	C	2012
Ellis Johnson	DT	2004	D'Anthony Batiste	C	2010
Eric Floyd	G	1995	Kory Lichtensteiger	T	2008
Bob Meeks	G	1992-94	Mark Campbell	DT	1996
Andre Townsend	DE	1984-90	Ken Lanier	T	1994
Arland Thompson	G	1980	Doug Widell	G	1989-92
Tom Lyons	G	1971-76	John Ayers	G	1987
Bob Vaughan	G	1968	Dean Miraldi	T	1985
Bill Keating	DT	1966-67	Glenn Hyde	G	1984-85
Charles Gavin	DE	1960-63	Keith Uecker	T	1982-83
62			Steve Schindler	G	1977-78
Casey Wiegmann	C	2008-09	Carl Schaukowitz	G	1975
Chris Myers	C/G	2005-07	George Gnaeddeke	G	1967-72
Dan Neil	C/G	1997-2004	Robert McCullough	G	1962-65
Jeff Davidson	G	1990-92	Jack Simpson	LB	1961
Mike Freeman	G	1984, '86-87	John Hatley	T	1960
Tom Glasick	G	1976-83	68		
Brian Goodman	G	1975	Elijah Wilkinson	T	2017-20
Jerry Inman	DT	1966-71	Ryan Harris	T	2015
Ernie Barnes	G	1963-64	Zane Beadles	OL	2010-13
Jerry Stalcup	LB	1961-62	Steven Harris	DT	2007
Jim Eifrid	LB	1961	Mario Fatafeh	DT	2003-04
Vaughn (Buddy) Alliston	LB	1960	Reggie McElroy	T	1995-96
Jack Davis	T	1960	Russell Freeman	T	1992-94
63			Crawford Ker	G	1991
Ben Garland	G	2014	Brad Henke	DE	1989
Jeff Byers	OL	2010	Larry Lee	DT	1987
Dewayne Robertson	DT	2008	Rubin Carter	C	1975-86
Amon Gordon	DT	2007	Larron Jackson	G	1971-74
Tim Stuber	G	2004	Steve Alexakos	G	1970
David Diaz-Infante	G/C	1996-98, 2001	Sam Brunelli	G	1966
Richard Mercier	G	2000	Tom Nomina	T	1963-65
Sean Farrell	G	1990-91	Bill Roehneit	LB	1961-62
Mark Cooper	G	1983-87	Gary Crane	LB	1969
Laval Short	DT	1980	Ron McLean	DL	1967
John Grant	DE	1973-79	69		
Dave Costa	DT	1967-71	Tom Compton	OL	2022
Melwood Guy	DT	1961-62	Jake Rodgers	T	2019-20
Dave Strickland	G	1960	Evan Mathis	G	2015
64			Eric Olsen	OL	2010
J.J. Dielman	G	2017	P.J. Alexander	T	2003-05, '07
Shelley Smith	G	2015	Michael Moore	G	2001-02
Will Montgomery	C	2014	Mark Schlereth	T	1995-2000
Philip Blake	C/G	2012	Darrell Hamilton	T	1989-91
Stanley Daniels	G	2010	David Jones	OL	1987
Erik Pears	T	2006-08	Tony Colarito	T	1986
Lennie Friedman	G	2000-02	Brisson Manor	DE	1984
Ralph Tamm	G/C	1995-96	70		
Jon Melander	G/T	1993-94	Bobby Massie	T	2021
Scott Beavers	G	1990	Ja'Wuan James	T	2019
Billy Bryan	C	1977-88	Sam Jones	G/C	2018
Harvey Goodman	G	1976	Billy Turner	G	2016
Mike Schnitker	T	1969-74	Robert Myers Jr.	G	2015
George Gaiser	T	1968	Vinston Painter	T	2013
Sam Brunelli	G	1967	Malik Jackson	DE	2012
John Hohman	G	1965-66	Seth Olsen	G	2009
Bud McFadin	DT	1960-63	Montrae Holland	G	2007
65			Tyson Clabo	G	2004
Ron Leary	G	2017-19	Trey Teague	T	1998-2001
Louis Vasquez	G	2013-15	Jamie Brown	T	1995-97
Manny Ramirez	C/G	2011-12	Brian Sochia	NT/DE	1991-92
Cooper Carlisle	T	2000-06	Dave Studdard	T	1979-88
Gary Zimmerman	T	1993-97	Paul Smith	DT	1968-78
Monte Smith	G	1989	Charlie Janerette	DT	1964-65
Walt Bowyer	DE	1983-84, '87-88	Donald King	E	1960
Glenn Hyde	G	1976-81	71		
LeFrancis Arnold	G/C	1974	Elijah Garcia*	DL	2022
Lloyd Voss	T	1972	Austin Schlottman	G/C	2019-21
Jay Bachman	C	1968, '70-71	Donald Stephenson	T	2016-17
Walter Highsmith	DE	1969	Paul Cornick	T	2014
George Tarasovic	DE	1967	Russ Hochstein	OL	2009-11
Don Shackelford	G	1964	Chad Mustard	TE/T	2007
John Denver	G	1962	Blake Brockermeyer	T	2002-03
Joe Young	E	1960-61	Melvin Tuten	T	1999-2000
66			Greg Kragen	NT	1985-93
Dalton Risner	T	2019-22	Jack Peavey	OL	1987
Jared Veldheer	T	2018	Claudie Minor	T	1974-82
Manny Ramirez	C/G	2013-14	Wallace Dickey	T	1968-69
Lonie Paxton	LS	2009-11	Jim Perkins	T	1962-64
Tom Nalen	C	1994-2008	Art Hauser	T	1961
Chuck Johnson	T	1992-93	Willie Smith	G	1960
Jim Juriga	T	1988-90	<i>*wore #71 for one game: vs. Kansas City (12/11/22)</i>		
Carlos Scott	C	1987			
Scott Garnett	NT	1984			
Brisson Manor	DE	1977-83			

BRONCOS ALL-TIME NUMERICAL ROSTER, CONT.

72				77			
Garett Bolles	T	2017-22	Jamal Williams	NT	2010		
John Moffitt	G	2013	Tyler Polunbus	T	2008-09		
Ryan Harris	T	2011	Kenard Lang	DE	2006		
Herb Taylor	T	2009	Broderick Thompson	T	1995-96		
Pat Murray	G	2008	Kirk Scraftford	T	1993-94		
Isaac Snell	G	2007	Ken Lanier	T	1981-92		
George Foster	T	2003-06	Tom Neville	T	1978		
Brandon Winey	T	2001	Randy Moore	DT	1976		
Ernest Jones	DE	1996-97	Tom Drougas	T	1974		
Keith Kartz	C	1987-94	Steve Coleman	DE	1974		
Marsharne Graves	T	1984	Tom Domes	DE	1971-72		
Don Latimer	DT	1978-83	Gordon Lambert	LB	1968		
Wayne Hammond	DT	1976	Bob Breitenstein	T	1965-67		
Bob Kampa	DT	1974	Harold Olson	T	1963-64		
Sam Brunelli	G	1968-71	Leo T. Reed	T	1961		
Richard Tyson	G	1967	Jack Mattox	T	1961		
Jerry Sturm	C	1961-66	William Yelverton	E	1960		
Harold Smith	T	1960	William Danenhauer	E	1960		
73				77			
Cam Fleming	T	2021-22	Quinn Meinerz	G	2021-22		
Sylvester Williams	DL	2020	Timmy Jernigan	DL	2020		
Allen Barbre	G	2017	Kyle Peko	NT	2019		
Russell Okung	T	2016	Billy Turner	G	2017-18		
Max Garcia	G	2015	Darrion Weems	T	2016		
Chris Kuper	G	2006-13	Winston Justice	T	2013		
Cyron Brown	DE	1998-99	Brodrick Bunkley	DT	2011		
Scott Adams	T	1997	Brandon Gorin	T	2009		
Simon Fletcher	LB	1985-95	Dylan Gandy	G	2008		
Kevin Belcher	T	1987	Larry Birdine	DE	2007		
Shawn Hollingsworth	T	1983	Dwayne Carswell	G	2005		
Kelvin Clark	T	1979-81	Tony Jones	T	1997-2000		
Henry Allison	T	1977	Karl Mecklenburg	LB	1983-94		
Martin Imhof	DE	1976	Greg Boyd	DE	1980-82		
Stan Rogers	T	1975	Lyle Alzado	DE	1971-78		
Mike Aske	DE	1973	Alden Roche	DE	1970		
Walter Barnes	DE	1969-71	Larry Cox	DT	1968		
Pat Matson	G	1966-67	Jim Thompson	T	1965		
Isaac Lassiter	E	1962-64	Dick Guesman	T/K	1964		
Robert Konovsky	E	1961	Anton Peters	T	1963		
Gordon Holz	DT	1960	Jack Mattox	T	1962		
			Carl James Carpenter	G	1960-61		
74				78			
Justin Hamilton	DT	2021	Will Sherman	T	2022		
Nico Falah	G/C	2018-19	Drew Himmelman	T	2021		
Ty Sambrallo	T	2015-16	Demar Dotson	T	2020		
Orlando Franklin	T/G	2011-14	Ahtyba Rubin	NT	2017		
Ryan Harris	T	2007-10	Ryan Clady	T	2008-15		
Cornell Green	T	2004-05	Matt Lepsis	T	1998-2007		
Ephraim Salaam	T	2002-03	Larry Jackson	DE	1995		
Evan Pilgrim	OL	1999	Don Maggs	T	1993-94		
Harry Swayne	T	1997-98	Archie Harris	OL	1987		
Bill Schultz	T	1995	Winford Hood	G	1986-88		
Harvey Salem	T	1991	Rich Stachowski	DE	1983		
Bill Lobenstein	DL	1987	Brian Clark	T	1982		
Dan Remsberg	DT	1986-87	Bruce Radford	DE	1979		
Winford Hood	G	1984-85	Marv Montgomery	T	1971-76		
Jerry Baker	T	1983	Ken Crier	LB	1969-70		
Andy Maurer	T	1977	Jim White	DE	1976		
Scott Parrish	OT	1976	Tom Cichowski	DT	1968-69		
Mike Current	T	1967-75	Marvin Davis	DT	1966		
Lee Bernet	T	1965-66	Leroy Moore	DE	1964-65		
Frank Atkinson	DE	1964					
Gordon Holz	DT	1960-63					
75				79			
Quinn Bailey	T	2019-22	Lloyd Cushenberry III	C	2020-22		
Gino Gradkowski	C	2018	Cyrus Kouandjio	T	2017-18		
Menelik Watson	T	2017	Michael Schofield	T	2014-16		
Chris Clark	T	2010-14	Marcus Thomas	DL	2007-11		
Chris Baker	DL	2009	Steve Herndon	G	2001-03		
Adam Meadows	T	2006	Chris Banks	G	1998-99		
Monsanto Pope	DT	2002-05	Jumpy Geathers	DT	1996		
Brian Habib	T	1993-97	Dave Widell	G	1990-94		
Rulon Jones	DE	1980-88	Stefan Humphries	G	1987-88		
Kit Lathrop	DE	1979	Steve Bryan	LB/DE	1987		
Bill Bain	T	1976, '78	Barney Chavous	DE	1973-85		
Ed Smith	DE	1973-75	Carter Campbell	DE	1971		
Rick Sharp	T	1972	John Gonzaga	G	1966		
Roger Shoals	T	1971					
Rex Mirich	DE	1967-69	80				
Eldon Danenhauer	T	1960-65	Greg Dulcich	TE	2022		
			Rico Gafford	WR	2021		
			Jake Butt	TE	2017-20		
			Vernon Davis	TE	2015		
			James Casey	TE/FB	2015		
			Julius Thomas	TE	2011-14		
			Rod Smith	WR	1995-2007		
			Tony Kimbrough	WR	1993-94		
			Mark Jackson	WR	1986-92		
			Shane Swanson	WR	1987		
			Ray Alexander	WR	1984		
Calvin Anderson	T	2019-22					
Max Garcia	G	2016-18					
Tyler Polunbus	T	2015					
Marvin Austin Jr.	DT	2014					
Tony Hills	T	2011					

Rick Upchurch	WR	1975-83	John Schultz	WR	1976-77
Jerry Simmons	WR	1971-74	Gene Washington	WR	1973
Tom Buckman	TE	1969	Rod Sherman	WR	1972
Jimmy Jones	WR	1968	Mike Haffner	E	1968-70
Dan LaRose	DE	1966	Lou Andrus	LB	1967
Ed Cooke	DE	1964-65	Jason Franci	E	1966
Ron Nery	E	1963	Jim Thibert	LB	1965
Tom Rychlec	E	1963	Matt Snorton	TE	1964
81			Jack Hill	HB	1961
Tim Patrick	WR	2018-21	Albert Day	T	1960
Owen Daniels	TE	2015	85		
Joel Dreesen	TE	2012-13	Albert Okwuegbunam	TE	2020-22
Dante Rosario	TE	2011	Temarrick Hemingway	TE	2018
Richard Quinn	TE	2009-10	Virgil Green	TE	2011-17
Nate Jackson	TE	2007-08	Daniel Coats	TE	2010
Charlie Adams	WR	2004-06	Chad Mustard	TE/T	2006-08
Chris Cole	WR	2003	Ashley Lelie	WR	2002-05
Keith Poole	WR	2001	Phil McGeoghan	WR	2001
Scottie Montgomery	WR	2000	Eddie Kennison	WR	2001
Andre Cooper	WR	1999-2000	Chafie Fields	WR	2000
Patrick Jeffers	WR	1997	Robert Brooks	WR	2000
Todd Kinchen	WR	1996	Chris Doering	WR	1999
Mike Pritchard	WR	1994-95	Willie Green	WR	1997-98
Barry Rose	WR	1993	Jeff Wilner	TE	1995
Kitrick Taylor	WR	1993	Derek Russell	WR	1991-94
Shannon Sharpe	WR	1990-91	Tim Stallworth	WR	1990
Steve Watson	WR	1979-87	Chris Woods	WR	1989
Bob Adams	TE	1975	Rick Massie	WR	1987-88
Billy Masters	TE	1970-74	Joey Hackett	TE	1986
Dave Washington	TE	1968	Mike Barber	TE	1985
Max Laetzow	DE	1965-66	Don Summers	TE	1984-85
Bill Jessup	E	1960	Ron Egloff	TE	1977-83
82			John Mosier	TE	1971
Eric Saubert	TE	2021-22	Tom Beer	TE	1967-69
Jeff Heurman	TE	2015-19	Larry Jordan	LB	1962
Dan Gronkowski	TE	2010	James Greer	E	1960
Darrell Jackson	WR	2008	86		
Stephen Alexander	TE	2005-07	Freddie Swain	WR	2022
Adrian Madise	WR	2003-04	Austin Traylor	TE	2017
Kevin Kasper	WR	2001-02	John Phillips	TE	2016
Billy Miller	WR/TE	1999-2000	Dominique Jones	TE	2014
Marcus Nash	WR	1998-99	Daniel Fells	TE	2011
David Gamble	WR	1997	Edell Shepherd	WR	2008
Patrick Jeffers	WR	1996	Brian Clark	WR	2007
Vance Johnson	WR	1985-93	Patrick Hayes	TE	2001-04
Tony Kimbrough	WR	1993	Byron Chamberlain	TE	1995-2000
Laron Brown	WR	1987	Jeff Campbell	WR	1994
Zach Thomas	WR	1983-84	Arthur Marshall	WR	1992-93
Orlando McDaniel	WR	1982	Barry Johnson	WR	1991
Larry Brunson	WR	1980	Chris Verhulst	TE	1990
Jack Dolbin	WR	1975-79	Pat Kelly	TE	1988
Otto Stowe	WR	1974	Mitch Andrews	TE	1987
Dwight Harrison	WR	1971-72	Butch Johnson	WR	1984-85
Dave Pivec	TE	1969	Dean Barnett	TE	1983
Robert Scarpitto	WR/P	1962-67	Emery Moorehead	WR	1980
83			John Schultz	WR	1978
Andrew Beck	FB	2019-22	Marv Frazier	WR	1973-75
Matt LaCosse	TE	2017-18	Jim Krieg	WR	1972
A.J. Derby	TE	2016-17	Jerry Hendren	WR	1970
Wes Welker	WR	2013-14	Bobby Moten	TE	1968
Mike Leach	TE/LS	2003-08	Stan Fanning	DE	1964
Scottie Montgomery	WR	2001-02	Don Carothers	E	1960
Travis McGriff	WR	1999-2001	87		
Justin Armour	WR	1998	Eric Tomlinson	TE	2022
Willie "Flipper" Anderson	WR	1997	Noah Fant	TE	2019-21
Anthony Miller	WR	1994-96	Jordan Taylor	WR	2016-18
Melvin Bonner	WR	1993	Eric Decker	WR	2010-13
Michael Young	WR	1989-92	Jeb Putzier	TE	2008
Sam Graddy	WR	1987-88	David Kircus	WR	2006
Rick Massie	WR	1987	Ed McCaffrey	WR	1995-2003
John Sawyer	TE	1983-84	Cedric Tillman	WR	1992-94
Wade Manning	WR	1981-82	Paul Green	TE	1989
Jim Whalen	TE	1970-71	Pat Kelly	TE	1989
Dave Washington	TE	1968	Jason Johnson	WR	1988
Ray Jacobs	DT	1963-66	Bobby Micho	RB	1986-87
Don Joyce	E	1962	James Wright	TE	1980-85
John Pyeatt	HB	1960	Bill Larson	TE	1980
84			Bob Moore	TE	1978
Troy Fumagalli	TE	2018-20	Boyd Brown	TE	1974-76
Isaiah McKenzie	WR	2017	John Hoffman	DE	1972
Henry Krieger-Coble	TE	2016	Rich Jackson	DE	1967-72
Mitchell Henry	TE	2015	Lionel Taylor	E	1960-66
Jacob Tamme	TE	2012-14	88		
Brandon Lloyd	WR	2009-11	Nick Vannett	TE	2020
Javon Walker	WR	2006-07	Demaryius Thomas	WR	2010-18
Wesley Duke	TE	2005	Tony Scheffler	TE	2006-09
Shannon Sharpe	TE	1992-99	Jeb Putzier	TE	2002-05
Chris Cole	WR	2000-01	Desmond Clark	WR	1999-2001
Ricky Nattiel	WR	1987-91	Sir Mawn Wilson	TE	1997
Clint Sampson	WR	1983-86	Mike Sherrard	WR	1996
Vince Kinney	WR	1978-79	Jerry Evans	TE	1993-95

BRONCOS ALL-TIME NUMERICAL ROSTER, CONT.

Russell Payne	TE	1987	Ty Warren	DT	2011-12
Clarence Kay	TE	1984-91	Louis Leonard	DL	2010
Riley Odoms	TE	1972-83	Jarvis Moss	OLB/DE	2007-10
Al Denson	FL	1964-70	Luther Ellis	DT	2004
Eugene Prebola	E	1961-63	Luis Almanzar	DT	2003
Pat Epperson	E	1960	Lional Dalton	DT	2002
89			Leon Lett	DT	2001
Brandon Johnson	WR	2022	Keith Traylor	DT	1997-2000
David Moore	WR	2021	Jeff Robinson	DE	1993-96
Austin Fort	TE	2019	Jim Szymanski	DE	1991-92
Brian Parker	TE	2018	95		
Richard Gordon	TE	2015	Elijah Garcia	DL	2022
Daniel Graham	TE	2007-10	McKelvin Agim	DL	2020-21
Nate Jackson	TE	2005-06	Derek Wolfe	DE	2012-19
Dwayne Carswell	TE	1994-2004	Derrick Harvey	DE	2011
Reggie Johnson	TE	1991-93	Darrell Reid	OLB/DE	2009
Kerry Locklin	TE	1987	Josh Shaw	DT	2008
Orson Mobley	TE	1986-90	Sam Adams	DT	2007
Keli McGregor	TE	1985	Marco Coleman	DE	2005
Dave Logan	WR	1984	Anton Papeo	DE	2004
Clay Brown	TE	1983	Kavika Pittman	DE	2000-02
Gordon Bowdell	WR	1971	Paul Grasmanis	DT	1999
John Embree	WR	1969-70	Marvin Washington	DE	1998
Andre White	TE	1967	Michael Dean Perry	DT	1995-97
Max Wettestein	E	1966	Alphonso Taylor	DT	1993
Gary Henson	E	1964	Jeroy Robinson	LB	1990
Bill Groman	HB	1963	Steve Bryan	LB/DE	1987-88
Kenneth Carpenter	E	1960	Tim Joiner	LB	1987
90			96		
Jonathan Kongbo	OLB	2022	Eyioma Uwazurike	DL	2022
DeShawn Williams	DL	2020	Shelby Harris	DE	2017-21
Billy Winn	DE	2019	Vance Walker	DE	2015-16
Kylie Peko	NT	2016-17	Mitch Unrein	DE	2011-14
Antonio Smith	DE	2015	Tim Crowder	DT	2007-08
Shaun Phillips	DE	2013	Michael Myers	DT	2005-06
David Hunter	LB/DE	2011-12	Harald Hasselbach	DT	2002-04
David Veikune	DE	2010	Harold Haselbach	DE	1994-2000
Kenny Peterson	DL	2006; '08-'09	Kenny Walker	DE	1991-92
Paul Carrington	DE	2007	Jake McCullough	DE	1989-90
Darius Holland	DT	2003-04	97		
Jerry Johnson	DT	2000-01	D.J. Jones	DT	2022
Neil Smith	DE	1997-99	Jeremiah Attaochu	OLB	2019-20
Dan Williams	DE	1993-96	Billy Winn	DE	2016-17
Ron Holmes	DE	1989-92	Malik Jackson	DE	2013-15
Freddie Gilbert	DE	1986-88	Justin Bannan	DL	2010, '12
91			Le Kevin Smith	DL	2009
Matt Henningsen	DE	2022	Boss Bailey	LB	2008
Stephen Weatherly	OLB	2021	Kenny Peterson	DE	2007
Anthony Chickillo	OLB	2020	Simeon Rice	DE	2007
Deyon Sizer	DL	2019	Demetrian Veal	DT	2004-06
Edebali, Kasim	OLB	2017	Keith Washington	DE	2001-02
Robert Ayers	DE	2011-13	Mike Lodish	DE	1995-2000
Ronald Fields	DT	2009-10	Darren Dроздов	DT	1993-94
Ebenezer Ekuban	DE	2005-08	Karl Mecklenburg*	LB	1992
Chester McGlockton	DT	2001-02	Bruce Klostermann	LB	1987-89
Alfred Williams	DE	1996-99	*wore #97 for one game: at Los Angeles (11/22/92)		
Troy Wilson	DE	1995	98		
Willie Oshodin	DE	1992-95	Mike Purcell	DL	2019-22
Warren Powers	DE	1989-91	Tyrique Jarrett	NT	2017
Jeff Tupper	DL	1987	Darius Kilgo	NT	2015-16
92			Terrance Knighton	DT	2014
Jonathan Harris	DL	2019, '21-22	Sione Fua	DT	2013
Zach Kerr	DE	2017-18	Sealver Siliga	DT	2012
Sylvester Williams	NT	2013-16	Ryan McBean	DT	2009-11
Elvis Dumervil	LB/DE	2006-12	Josh Mallard	DT	2007
Marco Coleman	DE	2004	Courtney Brown	DE	2005-06
Bertrand Berry	DE	2001-03	Reggie Hayward	DE	2001-04
Lester Archambeau	DE	2000	Maa Tanuwasa	DT/DE	1995-2000
Dave Wyman	LB	1994-95	Ted Washington	NT	1994
Ron Geater	LB	1992	Ricky Hunley	LB	1984-87
Alphonso Carreker	DE	1989, '91	99		
93			DeShawn Williams	DL	2022
Dre'Mont Jones	DE	2019-22	Shamar Stephen	DL	2021
Jared Crick	DE	2016-17	Jurrell Casey	DL	2020
Quanterus Smith	DE	2014	Adam Gotsis	DE	2016-19
Nic Clemons	DT	2008	Kevin Vickerson	DE	2010-13
Antwon Burton	DT	2006-07	Vonnie Holliday	DL	2009
Trevor Pryce	DE/DT	1997-2005	Alvin McKinley	DT	2007
James Jones	DE	1995	Raylee Johnson	DE	2004
Ronnie Haliburton	LB	1990-92	Daryl Gardener	DT	2003
94			Montae Reagor	DE	1999-2002
Aaron Patrick	OLB	2021-22	Seth Joyner	LB	1998
Ahmad Gooden	OLB	2019	David Richie	DT	1997
Domata Peko Sr.	NT	2017-18	Shane Dronett	DE	1992-95
DeMarcus Ware	DE/OLB	2014-16	David Galloway	DE	1990
Terrance Knighton	DT	2013	Shawn Knight	NT	1988
			Ray Woodard	DE	1987

BRONCOS ALL-TIME PRACTICE SQUAD ROSTER

List includes players who spent time on the practice/developmental squad since its creation in 1989.

Key: *Made team's 53-man roster during a season; **Became a starter for the Broncos; †Made at least one Pro Bowl with the Broncos; **Current players.**

BY NAME			
A			
Joe Abdullah	RB	Pacific	1997
Charlie Adams**	WR	Hofstra	2002-03
McTelvin Agim*	DL	Arkansas	2022
Jeremy Akers	G	Notre Dame	1999
Curtis Alexander	RB	Alabama	1998
Kevin Alexander*	LB	Clemson	2010
Luis Almanzar*	DT	Southwest Missouri St.	2003
Zaire Anderson**	LB	Nebraska	2015
Ka'John Armstrong	T	Eastern Michigan	2019
Mark Asper*	T	Oregon	2014
Matthias Askew*	DT	Michigan State	2008
B			
Quinn Bailey**	T	Arizona State	2020-22
Jamie Baisley	LB	Indiana	2000
Edwin Baker	RB	Michigan State	2013
Lance Ball*	RB	Maryland	2009-10
Chris Banks**	G	Kansas	1997
Josh Barrett**	S	Arizona State	2008
Shaquil Barrett**	LB	Colorado State	2014
Essang Bassey**	CB	Wake Forest	2022
D'Anthony Batiste*	T	Louisiana-Lafayette	2009
De'Vante Bauby**	CB	Pittsburg State	2020
Steve Baylark	RB	Massachusetts	2008
Jeremy Beal	DE	Oklahoma	2011
Santonio Beard	RB	Alabama	2004
Scott Beavers*	OL	Georgia Tech	1990
Joshua Bell**	CB	Baylor	2008
Le'Vante Bellamy*	RB	Western Michigan	2020
Thump Belton	FB	Syracuse	2006
Trinity Benson	WR	East Central	2019-20, '22
Shawn Beyer	TE	Iowa	2021
Kapri Bibbs*	RB	Colorado State	2014-15
Randy Bierman	OL	Illinois	1997
Jon Blackman	T	Purdue	2000
Jamie Blatnick	DE	Oklahoma State	2012
Victor Bolden	WR	Oregon State	2022
Cory Boyd*	RB	South Carolina	2008
John Boyett	S	Oregon	2013-14
Paul Boyette	DT	Texas	2017
Michael Bozeman	DT	Mississippi	2007
Ronnie Bradford**	CB	Colorado	1993
Marquez Branson	TE	Central Arkansas	2009
Carlton Brewster	WR	Ferris State	2007
Diyral Briggs*	LB	Bowling Green	2010
Kris Briggs	RB	Southern Methodist	2004
Zac Brooks	RB	Clemson	2016
Andre Brown*	RB	North Carolina State	2010
Cyron Brown*	DT	Western Illinois	2001
DeAuntae Brown	CB	Central State (Ohio)	2000
Fred Brown	WR	Mississippi State	2020
Greg Brown	S	Texas	2001
John Brown	WR	Pittsburg State	2021
Jonathan Brown	DE	Tennessee	1999
Keith Brown	RB	UCLA	2000
Titus Brown	LB	Mississippi State	2010
Josh Buhl	LB	Kansas State	2005
Chad Bumphis	WR	Mississippi State	2013
Joe Burch*	C	Texas Southern	1994
Bryce Burnett	TE	San Jose State	1995
Isaiah Burse*	WR	Fresno State	2014
Antwon Burton*	DT	Temple	2006-07
Josh Bush**	S	Wake Forest	2014
Hillary Butler	LB	Washington	1997-98
Mario Butler	CB	Georgia Tech	2012
Jeff Byers*	OL	Southern California	2010
C			
Shaq Calhoun	G	Mississippi State	2021
Steve Cargile*	S	Columbia	2006-07
Malik Carney	OLB	North Carolina	2019
Tony Carter**	CB	Florida State	2009, '11-12

Dwayne Carswell**†	TE	Liberty	1994
Byron Chamberlain*	TE	Wayne State	1995
Tyson Clabo*	G	Wake Forest	2004
Brian Clark*	WR	North Carolina State	2006
Darius Clark*	S	Duke	2000-01
Ha Ha Clinton-Dix	S	Alabama	2021
Tyrie Cleveland*	WR	Florida	2021-22
Reshard Cliett	LB	South Florida	2016
Cedric Cobbs*	RB	Arkansas	2005
George Coghill**	S	Wake Forest	1997
Deandre Coleman	DE	California	2015
KaRon Coleman*	RB	Stephen F. Austin	2000
Andre Cooper**	WR	Florida State	1998
Chris Cooper	DB	Stony Brook	2020
Paul Cornick	T	North Dakota State	2012-13
Curome Cox**	S	Maryland	2004-05
Jeremy Cox*	FB	Old Dominion	2020
River Cracraft*	WR	Washington State	2017-18
Romar Crenshaw	WR	S.E. Oklahoma State	2014
Harry Crider	G/C	Indiana	2021
Damarea Crockett*	RB	Missouri	2020-21

D			
Dominique Dafney	TE	Indiana State	2022
Stanley Daniels**	G	Washington	2010
Britt Davis*	WR	Northern Illinois	2010
C.J. Davis*	C/G	Pittsburgh	2012
Hail Davis	DE	Louisiana-Lafayette	2013
Kaden Davis	WR	Northwest Missouri St.	2022
Duke Dawson	CB	Florida	2021
Dillon Day*	C	Mississippi State	2015-17
David Diaz-Infante**	G/C	San Jose State	1995-99
Christian DiLauro*	T	Illinois	2022
Reese Dismukes	OL	Auburn	2016
Matt Dominguez*	WR/TE	Sam Houston State	2001
Vontarrius Dora*	OLB	Louisiana Tech	2016
Lionel Dotson	DL	Arizona	2010
Dominic Douglas	LB	Mississippi State	2010
Kevin Drake	WR	Alabama-Birmingham	2000
Wesley Duke*	TE	Mercer	2005
Zac Dysert*	QB	Miami (Ohio)	2014

E			
Adrian Ealy	T	Oklahoma	2021
Nick Eason	DT	Clemson	2004
Lonnie Edwards	G	Texas Tech	2012
Jamal Ellis	CB	Duke	1995-96
Mitch Erickson	G	South Dakota State	2008-09
Paul Ernster*	K/P	Northern Arizona	2005
Greg Eslinger*	C	Minnesota	2007-08
Danny Eting	QB	Louisiana State	2021
Blake Ezor*	RB	Michigan State	1990

F			
Rojesterman Farris	CB	Hawaii	2021
Olakunle Fatukasi	ILB	Rutgers	2022
John Feagill	T	Maryland	2000-01
Mark Fenton	G	Colorado	2007
Parker Ferguson	G	Air Force	2022
Shay Fields	WR	Colorado	2018
Dan Finn	G	Northern Arizona	1998
Mark Flythe	DE	Penn State	1992
Joe Fortunato	LS	Delaware	2022
John Paul Foschi	TE	Georgia Tech	2004
Jayson Foster	WR	Georgia Southern	2008
Bennie Fowler**	WR	Michigan State	2014
Mitchell Fabroni*	LS	Arizona State	2022
Mose Frazier	WR	Memphis	2016
Travis Fulgham	WR	Old Dominion	2021

G			
Rico Gafford	WR	Wyoming	2021
Tom Gallagher	OL	Washington	1994
David Gamble*	WR	New Hampshire	1997
Jerrold Garcia-Williams*	ILB	Hawaii	2017
Ben Garland*	DT/G	Air Force	2012-13

Staff/Coaches: Players Roster; Media/Photo: 2022 Season History/Results Year-by-Year Stats Postseason Records Honors Miscellaneous

George Gause	DE	South Carolina	2005
Quentin Gause*	LB	Rutgers	2016
Ron Geater*	NT	Iowa	1992
Riar Geer	TE	Colorado	2010
Avery Genesny	G	Texas A&M	2018
Don Gibson	NT	USC	1991
Blake Gideon	S	Texas	2012
Cory Gilliard	S	Ball State	1997
Ahmad Gooden*	OLB	Samford	2019
D'Andre Goodwin**	WR	Washington	2011
Amon Gordon**	DT	Stanford	2006
Anthony Gordon	QB	Washington State	2021
Adam Grant	T	Arizona	2011-12
Garrett Grayson	QB	Colorado State	2018
Bucky Greeley	C	Penn State	1996
Louis Green*	LB	Alcorn State	2003-04
Paul Green*	TE	USC	1989
Reggie Green	G	Florida	1996
Jarrett Guarantano*	QB	Washington State	2022

H

Darrell Hackney*	QB	Alabama-Birmingham	2007-08
Nate Hairston	CB	Temple	2021
Jon Halapio	G	Florida	2014, '20
Andre Hall**	RB	South Florida	2006
Bruce Hall	RB	Mississippi	2010
Ken Hall	T	Fresno State	1994
Ricky Hall	WR	Virginia Tech	2001
Darrell Hamilton**	T	North Carolina	1989
Olaf Hampel	OL	No college	1993
Anthony Harris*	S	Virginia	2022
Ataf Harris	WR	Cal State Northridge	2003
Jonathan Harris**	DL	Lindenwood	2021-22
Steven Harris*	DT	Florida	2007-08
Herb Haygood*	WR	Michigan State	2002
Pat Hegarty	QB	Texas-El Paso	1989
Temarrick Hemingway*	TE	South Carolina State	2018
Carlos Henderson	WR	Louisiana Tech	2018
Brad Henke*	NT	Arizona	1989
Kelly Herndon**	CB	Toledo	2001
Steve Herndon**	G	Georgia	2000
Faion Hicks	CB	Wisconsin	2022
Drew Himmelman	T	Illinois State	2021
Kendall Hinton**	WR	Wake Forest	2020-22
Tristen Hoge	G	Brigham Young	2021
Alijah Holder*	CB	Stanford	2020
Jeff Holland*	OLB	Auburn	2018
Delonte Hood	CB	Peru State	2022
Bug Howard	TE	North Carolina	2019
Chris Howard	RB	Michigan	1998
Rob Hunt	C/G	North Dakota State	2005-06
Robert Hunt	G/T	Virginia	1999
Michael Hunter*	CB	Oklahoma State	2017

I

Duke Ihenacho**	S	San Jose State	2012
Gabe Ikard	OL	Oklahoma	2017
Cornelius Ingram	TE	Florida	2011-12
Iosia Iosia	DL	West Texas A&M	2016

J

Corey Jackson	DE	Nevada	2005
Larry Jackson*	DE	Texas A&M	1995
Nate Jackson**	TE/WR	Menlo College	2003
Tyrique Jarrett*	NT	Pittsburgh	2017
Shane Jasper	LB	UCLA	1995
Cameron Jefferson	T	Arkansas	2015
Alexander Johnson**	ILB	Tennessee	2018
Barry Johnson*	WR	Maryland	1991
D.J. Johnson	DB	Jackson State	2009
Brandon Johnson**	WR	Central Florida	2022
Jeremiah Johnson*	RB	Oregon	2010-12
Jim Johnson	T	Michigan State	1992
Josh Johnson	QB	San Diego	2022
Kyle Johnson**	FB	Syracuse	2003
Lamar Jackson**	CB	Nebraska	2022
Zack Johnson	G	North Dakota State	2021
Chris Jones	S	Clemson	1999
Dominique Jones*	TE	Shepherd	2014
John Jones	G	Kansas	1996

K

John Kacherski*	LB	Ohio State	1992
Doug Karczewski	G	Virginia	1999
Nick Kasa	TE	Colorado	2015
Dalton Keene	TE	Virginia Tech	2022
Braxton Kelley	ILB	Kentucky	2009
Carlo Kemp	LB	Michigan	2021
Devon Key	DB	Western Kentucky	2022
Darius Kilgo	DL	Maryland	2020
Tavarres King	WR	Georgia	2013
Kliff Kingsbury	QB	Texas Tech	2005
Andreas Knapp	T	Connecticut	2018
Jonathan Kongbo*	OLB	Tennessee	2022
Kyle Kragen	ILB	California	2016
Henry Krieger-Coble*	TE	Iowa	2016

L

Harvey Langi	ILB	Brigham Young	2022
Brendan Langley*	CB	Lamar	2018
Jordan Leggett	TE	Clemson	2020
Jordan Leslie	WR	Brigham Young	2017
Corey Levin	C/G	Tennessee-Chattanooga	2019
Michael Lies	T	Kansas	2001
Dan Light	TE	Fordham	2015
P.J. Locke*	S	Texas	2019-20
DeMarcus Love	T	Arkansas	2014
Arthur Lynch	TE	Georgia	2015
Caushaud Lyons	DL	Tusculum	2018

M

Josh Malone	WR	Tennessee	2021
Stanley Moponga	OLB	TCU	2017
Brandon Marshall**	LB	Nevada	2013
Trey Marshall**	S	Florida State	2018
Glenn Martinez**	WR	Saginaw Valley State	2007
Danny Mason	OLB	Texas A&M-Commerce	2015
Matt Mauck*	QB	Louisiana State	2004
Grant Mattos	WR	Southern California	2004
Kana'i Mauga	ILB	USC	2022
Viliami Maumau*	DT	Colorado	1998-99
Tyreik McAllister	RB	Charleston	2022
Ryan McBean**	DL	Oklahoma State	2008
Mac McCain	CB	North Carolina A&T	2021
Zach McCloud	OLB	Miami (Fl.)	2022
Ryan McCoy	LB	Houston	1994
Kyle McCarthy*	S	Notre Dame	2010-11
Paris McCurdy	LB	Ball State	1990
Marquay McDaniel	WR	Hampton	2007
Kevin McDermott	LS	UCLA	2014
Phil McGeoghan*	WR	Maine	2001
Isaiah McKenzie*	WR	Georgia	2018
Kelvin McKnight	WR	Samford	2019
Brandon McManus*	K	Temple	2014
Ja'Quan McMillian**	CB	East Carolina	2022
Bryant McNeal	DE	Clemson	2004
Douglas McNeil	WR	Bowie State	2014
Jeremy McNichols	RB	Boise State	2018
Jeff Mickel	OL	Eastern Washington	1989
Billy Miller*	WR/TE	Southern California	1999
Ryan Miller	G	Colorado	2014
Brandon Minor	RB	Michigan	2010
Brandon Miree	RB	Pittsburgh	2005
Mike Mohamed*	LB	California	2011-12
Scottie Montgomery*	WR	Duke	2000-01
Brandon Moore	DE	Texas	2013
David Moore	WR	East Central (Okl.)	2021
George Moore	T	Oregon	2022
Jason Moore*	S	San Diego State	1999
Jordan Moore	S	Texas-San Antonio	2017
Shawn Moore*	QB	Virginia	1991
Patrick Morris	C	Texas Christian	2020
Rashod Moulton	CB	Fort Valley State	2008-09
Deiontrez Mount*	OLB	Louisville	2017
Khalfani Muhammad	RB	California	2018-19
Ryan Murphy	S	Oregon State	2015-16
Justin Murray	T	Cincinnati	2016
Mark Murray*	LB	Florida	1991
Netane Muti**	G	Fresno State	2022
Chris Myers**	C/G	Miami (Fl.)	2005

N			
John Nalbone	TE	Monmouth	2010-11
Tom Nalen**†	C	Boston College	1994
Damien Nash*	RB	Missouri	2006
Chuka Ndulue	DE	Oklahoma	2015
Doug Nienhuis	T	Oregon State	2006
Taurean Nixon*	CB	Tulane	2015-16
Tori Noel	S	Tennessee	1998

O			
Xavier Omon	RB	Northwest Missouri St.	2011
Greg Orton	WR	Purdue	2012
Scott Osborne	TE	William & Mary	2001
Willie Oshodin**	DE	Villanova	1992
Devine Ozigbo*	RB	Nebraska	2022

P			
Vinston Painter*	T	Virginia Tech	2013-14
Nathan Palmer*	WR	Northern Illinois	2013-14
Matt Paradis**	C	Boise State	2014
Dylan Parham	TE	North Carolina State	2022
Brian Parker**	TE	Albany	2017-18
Brent Parkinson	OL	USC	1991
Preston Parsons	QB	Northern Arizona	2006
Tim Patrick**	WR	Utah	2017
Javon Patterson	C	Mississippi	2021
Darrin Paulo	T	Utah	2020
Erik Pears**	T	Colorado State	2005
Everette Pedescleaux	DL	Northern Iowa	2009
Kyle Peko*	NT	Oregon State	2016-18
De Mornay Pierson-El	WR	Nebraska	2021
Nick Polk	S	Indiana	2010
P.J. Pope**	RB	Bowling Green State	2008
Jeremiah Poutasi	T	Utah	2017
Carlton Powell	DL	Virginia Tech	2009
Tyvis Powell	S	Ohio State	2019
Marcus Price	T	Louisiana State	1996
Greg Primus	WR	Colorado State	1993

R			
Travis Raciti	DL	San Jose State	2016
Wyatt Ray	LB	Boston College	2022
Kalif Raymond*	WR	Holy Cross	2016
Marcus Rios*	CB	UCLA	2017
Lee Robinson*	LB	Alcorn State	2010
Antwaun Rogers	CB	Purdue	2005
Roderick Rogers**	S	Wisconsin	2007-08
D.J. Renteria	DT	New Mexico	2004
Chase Raynock	T	Montana	2000
Bert Reed	WR	Florida State	2012
Frank Rice	WR	Colorado State	2002
Eron Riley	WR	Duke	2010-11
Gerald Rivers	DE	Mississippi	2014
Kyle Roberts	T	Nevada	2015
Curtis Robinson	ILB	Stanford	2021
Gerell Robinson	TE	Arizona State	2013-14
Jake Rodgers	T	Eastern Washington	2020
Barry Rose*	WR	Wisc.-Stevens Point	1993
Glenn Rountree	G	Clemson	1999
Marcus Rush	LB	Michigan State	2017
Taylor Russolino	K	Millsaps College	2020
Brett Rypien**	QB	Boise State	2019-21

S			
Blaine Saipaia	C	Colorado State	2003
Ron Sancho	LB	Louisiana State	1989
Cecil Sapp**	RB	Colorado State	2003-04
Quentin Saulsberry	C	Mississippi State	2012
Steven Scheu	TE	Vanderbilt	2016
Austin Schlottman**	G/C	Texas Christian	2018, '21
Jason Scukanec	C	Brigham Young	2002
Niles Scott	DL	Forstburg State	2018
Tim Semisch	TE	Northern Illinois	2018
Josh Sewell	C/G	Nebraska	2004
Hunter Sharp*	WR	Utah State	2016-17
Darrius Shepherd	WR	North Dakota State	2022
T Sherman*	T	Colorado	2022
Jeff Shoate*	CB	San Diego State	2006
Sealver Siliga*	DT	Utah	2011-12
Deyon Sizer	DT	CSU-Pueblo	2020-21
Rod Smith**†	WR	Missouri Southern	1994
Saivion Smith	CB	Alabama	2021
Vyncint Smith	WR	Limestone	2022

Kevin Snyder*	LB	Rutgers	2016-17
Akeem Spence	DT	Illinois	2021
Marquiss Spencer	DE	Mississippi State	2021
Donnie Spragan**	LB	Stanford	2001
Tim Stallworth*	WR	Washington State	1990
Jeff Stehle	DL	Wisconsin	2010
Linden Stephens	CB	Cincinnati	2018
Jeremy Stewart*	RB	Stanford	2014
Deon Strother*	RB	USC	1994
John Sullins*	LB	Alabama	1992
Jason Suttle*	CB	Wisconsin	1999-2000
Justin Swift	TE	Kansas State	1999
Jashon Sykes**	LB	Colorado	2002

T			
Will Ta'ufu'ou	FB	California	2011
Maa Tanuvasa**	DL	Hawaii	1995
Pita Taumoepenu	OLB	Utah	2021
Jordan Taylor**	WR	Rice	2015
Cedric Tillman**	WR	Alcorn State	1992
Hunter Theford	T	Utah	2022
Dymonte Thomas*	S	Michigan	2017
Jhaustin Thomas	DE	Iowa State	2017
Mark Thomas	TE	North Carolina State	2001
Marvin Thomas	DE	Memphis	1998
Juwan Thompson**	RB	Duke	2016
Zach Thompson	DE	Wake Forest	2014
Jay-Te Tiuli	DL	Eastern Washington	2019
Kevin Toliver II*	CB	Louisiana State	2020
Tim Toone	WR	Weber State	2011
Austin Traylor**	TE	Wisconsin	2016-17
Wayne Tribune	G	Temple	2012
Brad Trout	S	Valdosta State	1999
Casey Tucker	T	Arizona State	2021

U			
George Uko	DE	Southern California	2015
Mitch Unrein**	DL	Wyoming	2010
Chad Upshaw	TE	Buffalo	2007

V			
Bradlee Van Pelt*	QB	Colorado State	2004
Cameron Vaughn	LB	Louisiana State	2006
Tony Veland*	S	Nebraska	1996

W			
Barrington Wade	ILB	Iowa	2021
Colby Wadman*	P	UC Davis	2018
Larry Wallace	WR	USC	1996
Cliff Washburn	T	The Citadel	2007
Edwin Watson	RB	Purdue	1999
Josh Watson*	ILB	Colorado State	2020
Terrell Watson	RB	Azusa Pacific	2016
Chris Watton	G	Baylor	2002-03
Jason Watts	C	Kentucky	1999
Adam Weber	QB	Minnesota	2011
Darrion Weems	T	Oregon	2012
Austin Wheatley	TE	Iowa	2001
Kerith Whyte	RB	Florida Atlantic	2021
Paul Wiggins	T	Oregon	1999
Ray Wilborn	LB	Bail State	2022
Elijah Wilkinson**	T	Massachusetts	2017
Brandon Williams	CB	Michigan	2003
Clarence Williams	TE	Washington State	1993
David Williams	RB	Arkansas	2018
DeShawn Williams**	DL	Clemson	2018, '20
Jonathan Williams	RB	Arkansas	2017
Kevin Williams	WR	UCLA	1993
Seth Williams	WR	Auburn	2021
Sylvester Williams*	DL	North Carolina	2020
Wayne Williams	RB	Florida	1989
Worrell Williams	LB	California	2010
Avery Williamson	ILB	Kentucky	2002-09
Matthew Willis**	WR	UCLA	2008-21
Caleb Wilson	TE	UCLA	2021
Greg Wilson	WR	Fordham	2013
Sir Mawn Wilson*	WR	Syracuse	1997
Travis Wilson	WR	Oklahoma	2008

Y			
Phil Yeaboah-Kodie	LB	Penn State	1996
John Youbty	DE	Temple	2013
Chris Young*	S	Georgia Tech	2002

BY YEAR

1989		
Paul Green*	TE	USC
Darrell Hamilton	T	North Carolina
Pat Hegarty	QB	Texas-El Paso
Brad Henke	NT	Arizona
Jeff Mickel	OL	Eastern Washington
Ron Sancho	LB	Louisiana State
Wayne Williams	RB	Florida
1990		
Scott Beavers*	OL	Georgia Tech
Blake Ezor	RB	Michigan State
Paris McCurdy	LB	Ball State
Tim Stallworth*	WR	Washington State
1991		
Don Gibson	NT	USC
Barry Johnson*	WR	Maryland
Shawn Moore*	QB	Virginia
Mark Murray*	LB	Florida
Brent Parkinson	OL	USC
1992		
Mark Flythe	DE	Penn State
Ron Geater*	NT	Iowa
Jim Johnson	T	Michigan State
John Kacherski*	LB	Ohio State
Willie Oshodin**	DE	Villanova
John Sullins*	LB	Alabama
Cedric Tillman**	WR	Alcorn State
1993		
Ronnie Bradford**	CB	Colorado
Olaf Hampel	OL	No college
Greg Primus	WR	Colorado State
Barry Rose*	WR	Wisconsin-Stevens Point
Clarence Williams	TE	Washington State
Kevin Williams	RB	UCLA
1994		
Joe Burch*	C	Texas Southern
Dwayne Carswell** †	TE	Liberty
Tom Gallagher	OL	Washington
Ken Hall	T	Fresno State
Ryan McCoy	LB	Houston
Tom Nalen** †	C	Boston College
Rod Smith** †	WR	Missouri Southern
Deon Strother*	RB	Southern California
1995		
Bryce Burnett	TE	San Jose State
Byron Chamberlain*	TE	Wayne State
David Diaz-Infante**	C/G	San Jose State
Jamal Ellis	CB	Duke
Larry Jackson*	DE	Texas A&M
Shane Jasper	LB	UCLA
Maa Tanuvasa**	DL	Hawaii
Phil Yeboah-Kodie	LB	Penn State
1996		
Joe Abdullah	RB	Pacific
Jamal Ellis	CB	Duke
Bucky Greeley	C	Penn State
Reggie Green	G	Florida
John Jones	G	Kansas
Marcus Price	T	Louisiana State
Tony Veland*	S	Nebraska
Larry Wallace	WR	USC
1997		
Chris Banks**	G	Kansas
Randy Bierman	OL	Illinois
Hillary Butler	LB	Washington
George Coghill**	S	Wake Forest
David Gamble*	WR	New Hampshire
Cory Gilliard	S	Ball State
Sir Mawn Wilson*	WR	Syracuse

1998

Curtis Alexander	RB	Alabama
Hillary Butler	LB	Washington
Andre Cooper**	WR	Florida State
Dan Finn	G	Northern Arizona
Chris Howard	RB	Michigan
Viliami Maumau*	DT	Colorado
Tori Noel	S	Tennessee
Marvin Thomas	DE	Memphis

1999

Jeremy Akers	G	Notre Dame
Jonathan Brown	DE	Tennessee
Robert Hunt	G/T	Virginia
Chris Jones	S	Clemson
Doug Karczewski	G	Virginia
Viliami Maumau*	DT	Colorado
Billy Miller*	WR/TE	USC
Jason Moore*	S	San Diego State
Glenn Rountree	G	Clemson
Jason Suttle*	CB	Wisconsin
Justin Swift	TE	Kansas State
Brad Trout	S	Valdosta State
Edwin Watson	WR	Purdue
Jason Watts	CB	Kentucky
Paul Wiggins	T	Oregon

2000

Jamie Baisley	LB	Indiana
Jon Blackman	T	Purdue
DeAuntae Brown	CB	Central State (Ohio)
Keith Brown	RB	UCLA
Darius Clark*	S	Duke
KaRon Coleman*	RB	Stephen F. Austin
Kevin Drake	WR	Alabama-Birmingham
John Feugill	T	Maryland
Steve Herndon**	G	Georgia
Scottie Montgomery*	WR	Duke
Jason Suttle*	CB	Wisconsin

2001

Cyron Brown*	DT	Western Illinois
Greg Brown	S	Texas
Darius Clark*	S	Duke
Matt Dominguez*	WR/TE	Sam Houston State
John Feugill	WR/TE	Maryland
Ricky Hall	WR	Virginia Tech
Kelly Herndon**	CB	Toledo
Michael Lies	T	Kansas
Phil McGeoghan*	WR	Maine
Scottie Montgomery*	WR	Duke
Scot Osborne	TE	William & Mary
Donnie Spragan**	LB	Stanford
Mark Thomas	TE	North Carolina State
Austin Wheatley	TE	Iowa

2002

Charlie Adams**	WR	Hofstra
Herb Haygood*	WR	Michigan State
Frank Rice	WR	Colorado State
Jason Scukanec	C	Brigham Young
Jashon Sykes**	LB	Colorado
Chris Watton	G	Baylor
Chris Young*	S	Georgia Tech

2003

Charlie Adams**	WR	Hofstra
Luis Almanzar*	DT	Southwest Missouri St.
Louis Green*	LB	Alcorn State
Atnaf Harris	WR	Cal State Northridge
Nate Jackson**	WR	Menlo College
Kyle Johnson**	FB	Syracuse
Blaine Saipaia	C	Colorado State
Cecil Sapp**	RB	Colorado State
Chris Watton	G	Baylor
Brandon Williams	CB	Michigan

2004		
Santonio Beard	RB	Alabama
Kris Briggs	RB	Southern Methodist
Tyson Glabo*	G	Wake Forest
Curome Cox**	CB	Maryland
Romar Crenshaw	WR	S.E. Oklahoma State
Nick Eason	DT	Clemson
John Paul Foschi	TE	Georgia Tech
Louis Green*	LB	Alcorn State
Grant Mattos	WR	Southern California
Matt Mauck*	QB	Louisiana State
Bryant McNeal	DE	Clemson
D.J. Renteria	DT	New Mexico
Cecil Sapp**	RB	Colorado State
Josh Sewell	C/G	Nebraska
Bradlee Van Pelt*	QB	Colorado State
2005		
Josh Buhl	LB	Kansas State
Cedric Cobbs*	RB	Arkansas
Curome Cox**	S	Maryland
Wesley Duke*	TE	Mercer
Paul Ernster*	K/P	Northern Arizona
George Gause	DE	South Carolina
Rob Hunt	C/G	North Dakota State
Corey Jackson	DE	Nevada
Kliff Kingsbury	QB	Texas Tech
Brandon Miree	RB	Pittsburgh
Chris Myers**	C/G	Miami (Fla.)
Erik Pears**	T	Colorado State
Antwaun Rogers	CB	Purdue
2006		
Thump Belton	FB	Syracuse
Antwon Burton*	DT	Temple
Steve Cargile*	S	Columbia
Brian Clark*	WR	North Carolina State
Amon Gordon**	DT	Stanford
Andre Hall**	RB	South Florida
Rob Hunt	G/C	North Dakota State
Damien Nash*	RB	Missouri
Doug Nienhuis	T	Oregon State
Preston Parsons	QB	Northern Arizona
Jeff Shoate*	CB	San Diego State
Cameron Vaughn	LB	Louisiana State
2007		
Michael Bozeman	DT	Mississippi
Carlton Brewster	WR	Ferris State
Antwon Burton*	DT	Temple
Steve Cargile*	S	Columbia
Greg Eslinger*	C	Minnesota
Mark Fenton	G	Colorado
Darrell Hackney*	QB	Alabama-Birmingham
Steven Harris*	DT	Florida
Glenn Martinez**	WR	Saginaw Valley State
Marquay McDaniel	WR	Hampton
Roderick Rogers**	S	Wisconsin
Chad Upshaw	T	Buffalo
Cliff Washburn	T	The Citadel
2008		
Matthias Askew*	DT	Michigan State
Josh Barrett**	S	Arizona State
Steve Baylark	RB	Massachusetts
Joshua Bell**	CB	Baylor
Cory Boyd*	RB	South Carolina
Mitch Erickson	G	South Dakota State
Greg Eslinger*	C	Minnesota
Jayson Foster	WR	Georgia Southern
Darrell Hackney*	QB	Alabama-Birmingham
Steven Harris*	DT	Florida

Ryan McBean**	DT	Oklahoma State
Rashod Moulton	CB	Fort Valley State
P.J. Pope**	RB	Bowling Green State
Roderick Rogers**	S	Wisconsin
Matthew Willis**	WR	UCLA
Travis Wilson*	WR	Oklahoma

2009		
Lance Ball*	RB	Maryland
D'Anthony Batiste*	T	Louisiana-Lafayette
Marquez Branson	TE	Central Arkansas
Tony Carter**	CB	Florida State
Mitch Erickson	G	South Dakota State
D.J. Johnson	DB	Jackson State
Braxton Kelley	ILB	Kentucky
Rashod Moulton	CB	Fort Valley State
Everette Pedescleaux	DL	Northern Iowa
Carlton Powell	DL	Virginia Tech
Darius Walker	RB	Notre Dame
Matthew Willis**	WR	UCLA

2010		
Kevin Alexander*	LB	Clemson
Lance Ball*	RB	Maryland
Diyral Briggs*	LB	Bowling Green
Titus Brown	LB	Mississippi State
Jeff Byers*	OL	Southern California
Stanley Daniels**	G	Washington
Britt Davis**	WR	Northern Illinois
Lionel Dotson	DL	Arizona
Dominic Douglas	LB	Mississippi State
Riar Geer	TE	Colorado
Bruce Hall	RB	Mississippi
Jeremiah Johnson*	RB	Oregon
Kyle McCarthy*	S	Notre Dame
Brandon Minor	RB	Michigan
John Nalbome	TE	Monmouth
Nick Polk	T	Indiana
Lee Robinson*	LB	Alcorn State
Eron Riley	WR	Duke
Jeff Stehle	DL	Wisconsin
Mitch Unrein**	DL	Wyoming
Worrell Williams	LB	California

2011		
Jeremy Beal	DE	Oklahoma
Tony Carter**	CB	Florida State
D'Andre Goodwin*	WR	Washington
Adam Grant	T	Arizona
Cornelius Ingram	TE	Florida
Jeremiah Johnson*	RB	Oregon
Kyle McCarthy*	S	Notre Dame
Mike Mohamed**	LB	California
John Nalbome	TE	Monmouth
Xavier Omon	RB	Northwest Missouri St.
Eron Riley	WR	Duke
Sealver Siliga	DT	Utah
Austin Sylvester*	FB	Washington
Will Ta'ufo'ou	FB	California
Tim Toone	WR	Weber State
Adam Weber	QB	Minnesota

2012		
Jamie Blatnick	DE	Oklahoma State
Mario Butler	CB	Georgia Tech
Paul Cormick**	T	North Dakota State
C.J. Davis*	C/G	Pittsburgh
Lonnie Edwards	G	Texas Tech
Ben Garland*	DT	Air Force
Blake Gideon	S	Texas
Adam Grant	T	Arizona
Duke Ihenacho**	S	San Jose State
Corlelius Ingram	TE	Florida

Jeremiah Johnson*	RB	Oregon	Mose Frazier	WR	Duke
Mike Mohamed*	LB	California	Quentin Gause*	LB	Rutgers
Greg Orton	WR	Purdue	Iosia Iosia	DL	West Texas A&M
Bert Reed	WR	Florida State	Kyle Kragen	ILB	California
Quentin Salsberry	C	Mississippi State	Henry Krieger-Coble*	TE	Iowa
Sealver Siliga*	DT	Utah	Ryan Murphy	S	Oregon State
Wayne Tribue	G	Temple	Justin Murray	T	Cincinnati
Darrion Weems	T	Oregon	Taurean Nixon*	CB	Tulane
2013					
Edwin Baker	RB	Michigan State	Kyle Peko*	NT	Oregon State
John Boyett	S	Oregon	Travis Raciti	DL	San Jose State
Chad Bumphis	WR	Mississippi State	Kalif Raymond*	WR	Holy Cross
Paul Cornick**	T	North Dakota State	Steven Scheu	TE	Vanderbilt
Hall Davis	DE	Louisiana-Lafayette	Hunter Sharp*	WR	Utah State
Ben Garland*	G	Air Force	Kevin Snyder*	LB	Rutgers
Tavarres King*	WR	Georgia	Juwan Thompson**	RB	Duke
Brandon Marshall**	LB	Nevada	Austin Traylor**	TE	Wisconsin
Brandon Moore	DE	Texas	Terrell Watson	RB	Azusa Pacific
2017					
Vinston Painter*	T	Virginia Tech	Paul Boyette	DT	Texas
Nathan Palmer*	WR	Northern Illinois	River Cracraft*	WR	Washington State
Gerell Robinson	TE	Arizona State	Dillon Day*	C	Mississippi State
Greg Wilson	WR	Fordham	Jerrold Garcia-Williams*	ILB	Hawaii
John Youboty	DE	Temple	Michael Hunter*	CB	UCLA
2014					
Mark Asper	T	Oregon	Gabe Ikard	OL	Oklahoma
Shaquil Barrett**	LB	Colorado State	Tyrique Jarrett*	NT	Pittsburgh
Kapri Bibbs*	RB	Colorado State	Jordan Leslie	WR	Brigham Young
John Boyett	S	Oregon	Stanley Maponga	OLB	TCU
Isiah Burse*	WR	Fresno State	Jordan Moore	S	Texas-San Antonio
Josh Bush**	S	Wake Forest	Deiontrez Mount*	OLB	Louisville
Zac Dysert*	QB	Miami (Ohio)	Brian Parker**	TE	Albany
Bennie Fowler**	WR	Michigan State	Tim Patrick**	WR	Utah
Jon Halapio	G	Florida	Kyle Peko*	NT	Oregon State
Dominique Jones*	TE	Shepherd	Jeremiah Poutasi	T	Utah
DeMarcus Love	T	Arkansas	Marcus Rios*	CB	UCLA
Kevin McDermott	LS	UCLA	Marcus Rush	LB	Michigan State
Brandon McManus*	K	Temple	Hunter Sharp*	WR	Utah State
Douglas McNeil	WR	Bowie State	Kevin Snyder*	ILB	Rutgers
Ryan Miller	G	Colorado	Dymonte Thomas*	S	Michigan
Vinston Painter*	T	Virginia Tech	Jhaustin Thomas	DE	Iowa State
Nathan Palmer*	WR	Northern Illinois	Austin Traylor**	TE	Wisconsin
Matt Paradis**	C	Boise State	Elijah Wilkinson**	T	Massachusetts
Gerald Rivers	DE	Mississippi	Jonathan Williams	RB	Arkansas
Gerell Robinson	TE	Arizona State	2018		
Jeremy Stewart*	RB	Stanford	River Cracraft*	WR	Washington State
Zach Thompson	DE	Wake Forest	Shay Fields	WR	Colorado
2015					
Zaire Anderson**	LB	Nebraska	Avery Genney	G	Texas A&M
Kapri Bibbs**	RB	Colorado State	Garrett Grayson	QB	Colorado State
Deandre Coleman	DE	California	Temarrick Hemingway*	TE	South Carolina State
Dillon Day*	C	Mississippi State	Carlos Henderson	WR	Louisiana Tech
Cameron Jefferson	T	Arkansas	Jeff Holland*	OLB	Auburn
Antonio Johnson	T	Mississippi State	Alexander Johnson**	ILB	Tennessee
Nick Kasa	TE	Colorado	Andreas Knappe	T	Connecticut
Dan Light	TE	Fordham	Brendan Langley*	CB	Lamar
Arthur Lynch	TE	Georgia	Caushaud Lyons	DL	Tusculum
Danny Mason	OLB	Texas A&M-Commerce	Trey Marshall**	S	Florida State
Ryan Murphy	S	Oregon State	Isaiah McKenzie*	WR	Georgia
Chuka Ndulue	DE	Oklahoma	Jeremy McNichols	RB	Boise State
Taurean Nixon**	CB	Tulane	Khalifani Muhammad	RB	California
Kyle Roberts	T	Nevada	Brian Parker*	TE	Albany
Jordan Taylor**	WR	Rice	Kyle Peko*	NT	Oregon State
George Uko	DE	Southern California	Austin Schlottmann**	G/C	Texas Christian
2016					
Zac Brooks	RB	Clemson	Niles Scott	DL	Frostburg State
Reshard Cliett	LB	South Florida	Tim Semisch	TE	Northern Illinois
Dillon Day*	C	Mississippi State	Linden Stephens	CB	Cincinnati
Reese Dismukes	OL	Auburn	Colby Wadman*	P	UC Davis
Vonatarrius Dora*	OLB	Louisiana Tech	David Williams	RB	Arkansas
			DeShawn Williams**	DL	Clemson

2019		
Ka'John Armstrong	T	Eastern Michigan
Trinity Benson	WR	East Central
Malik Carney	OLB	North Carolina
Ahmad Gooden*	OLB	Samford
Bug Howard	TE	North Carolina
Corey Levin	G/C	Tennessee-Chattanooga
P.J. Locke*	S	Texas
Kelvin McKnight	WR	Samford
Khalfani Muhammad	RB	California
Tyvis Powell	S	Ohio State
Brett Rypien**	QB	Boise State
Jay-Te Tiuli	DL	Eastern Washington

2020		
Quinn Bailey*	T	Arizona State
De'Vante Bausby**	CB	Pittsburg State
Trinity Benson	WR	East Central
Fred Brown**	WR	Mississippi State
LeVante Bellamy*	RB	Western Michigan
Blake Bortles	QB	Central Florida
Nigel Bradham*	ILB	Florida State
Chris Cooper	DB	Stony Brook
Jeremy Cox**	RB	Old Dominion
Damarea Crockett	RB	Missouri
Troy Fumagalli**	TE	Wisconsin
Kendall Hinton*	WR	Wake Forest
Alijah Holder*	S	Stanford
Isaiah Irving	OLB	San Jose State
Darius Kilgo*	DL	Maryland
Jordan Leggett	TE	Clemson
P.J. Locke*	S	Texas
Patrick Morris*	C	Texas Christian
Darrin Paulo	T	Utah
Jake Rodgers**	T	Eastern Washington
Taylor Russolino*	K	Millsaps
Brett Rypien**	QB	Boise State
Deyon Sizer*	DL	Colorado State-Pueblo
Derrek Tuska*	OLB	North Dakota State
Josh Watson*	ILB	Colorado State
DeShawn Williams**	DL	Clemson
Sylvester Williams**	DL	North Carolina

2021		
Quinn Bailey*	T	Arizona State
Essang Bassey*	CB	Wake Forest
Shaun Beyer	TE	Iowa
John Brown*	WR	Pittsburg State
Shaq Calhoun	G	Mississippi State
Tyrie Cleveland*	WR	Florida
Ha Ha Clinton-Dix*	S	Alabama
Harry Crider	G/C	Indiana
Damarea Crockett*	RB	Missouri
Duke Dawson	CB	Florida
Adrian Ealy	T	Oklahoma
Danny Eting	QB	Louisiana State
Rojesterman Farris*	CB	Hawaii
Travis Fulgham	WR	Old Dominion
Rico Gafford	WR	Wyoming
Anthony Gordon	QB	Washington State
Nate Hairston**	CB	Temple
Jonathan Harris**	DL	Lindenwood
Drew Himmelman	T	Illinois State
Kendall Hinton**	WR	Wake Forest
Tristen Hoge	G	Brigham Young
Zack Johnson	G	North Dakota State
Carlo Kemp	LB	Michigan
Josh Malone	WR	Tennessee
Mac McCain	CB	North Carolina A&T
David Moore	WR	East Central (Okla.)
Javon Patterson	C	Mississippi
De'Mornay Pierson-EI	WR	Nebraska

Curtis Robinson	ILB	Stanford
Brett Rypien**	QB	Boise State
Austin Schlottman*	G/C	Texas Christian
Deyon Sizer	DT	Colorado State-Pueblo
Saivion Smith	CB	Alabama
Akeem Spence	DT	Illinois
Marquiss Spencer	DE	Mississippi State
Pita Taumoepeenu	OLB	Utah
Casey Tucker	T	Arizona State
Barrington Wade	ILB	Iowa
Kerrith Whyte	RB	Florida Atlantic
Seth Williams	WR	Auburn
Avery Williamson	ILB	Kentucky
Caleb Wilson	TE	UCLA

2022		
McTelvin Agim*	DL	Arkansas
Quinn Bailey**	T	Arizona State
Trinity Benson	WR	East Central
Victor Bolden	WR	Oregon State
Tyrie Cleveland*	WR	Florida
Dominique Dafney	TE	Indiana State
Kaden Davis	WR	Northwest Missouri State
Christian DiLauro*	T	Illinois
Olakunle Fatukasi	ILB	Rutgers
Parker Ferguson	G	Air Force
Joe Fortunato	LS	Delaware
Mitchell Fraboni*	LS	Arizona State
Jarrett Guarantano*	QB	Washington State
Anthony Harris*	S	Virginia
Jonathan Harris**	DL	Lindenwood
Faion Hicks	CB	Wisconsin
Kendall Hinton**	WR	Wake Forest
Delonte Hood	CB	Peru State
Lamar Jackson**	CB	Nebraska
Brandon Johnson**	WR	Central Florida
Josh Johnson	QB	San Diego
Dalton Keene	TE	Virginia Tech
Devon Key	DB	Western Kentucky
Jonathan Kongbo*	OLB	Tennessee
Harvey Langi	ILB	Brigham Young
Kana'i Mauga	ILB	USC
Tyreik McAllister	RB	Charleston
Zach McCloud	OLB	Miami
Ja'Quan McMillian**	CB	East Carolina
George Moore	G	Oregon
Netane Muti**	T	Fresno State
Devine Ozigbo*	RB	Nebraska
Dylan Parham	TE	North Carolina State
Wyatt Ray	LB	Boston College
Darrius Shepherd	WR	North Dakota State
Will Sherman*	T	Colorado
Vyncint Smith	WR	Limestone
Hunter Theford	T	Utah
Ray Wilborn	LB	Ball State

HISTORICAL HIGHLIGHTS, CONT.

1972

JANUARY 5 — John Ralston, successful head coach at Stanford, is announced as Denver's new head coach. He later adds the title of general manager. **MARCH 16** — For the first time in the history of Denver professional football, there will be no public sale of season tickets, it is reported. Season ticket holders renewed 46,500 of the 47,500 available season tickets and further exercised their option for 8,000 additional tickets. **APRIL 5** — Long-time Rocky Mountain Empire Sports employee Earl Hartman dies of cancer. Hartman was Treasurer of Empire Sports and Business Manager of the Broncos at the time of his death.

1973

MARCH 3 — Season ticket holders renew 47,800 of 48,000 season tickets to assure Denver again of having no public sale of season ducats. **OCTOBER 14** — Charley Johnson also becomes the 18th quarterback in pro football history to go over 20,000 yards lifetime as he throws for 214 yards and three TDs to Haven Moses in a 48-20 win at Houston. **OCTOBER 22** — With "Orange Monday" banners waving, the Broncos perhaps play the most important game to date in the club's history against Oakland on national television. Denver comes back to knot the contest, 23-23, on a 35-yard field goal by Jim Turner. **NOVEMBER 25** — Denver defeats Kansas City, 14-10, to take over first place in the AFC West with three games to go. The win moves the Broncos to 6-3-2 — the six victories mark the second best mark ever for a Denver team to date. **DECEMBER 9** — Denver 42, San Diego 28! The Broncos are winners at last as Denver clinches the team's seventh victory of the season, assuring the club of a winning record for the first time.

1974

JANUARY — Four Broncos (Floyd Little, Haven Moses, Riley Odoms and Paul Smith) are invited to play in the Pro Bowl. John Ralston is named AFC Coach of the Year for guiding Denver to its first winning season ever. Odoms is named All-Pro by NEA. **SEPTEMBER 10** — Denver voters pass a \$25 million bond issue to expand and improve Mile High Stadium to over 75,000 seats. The stadium was projected to be finished in time for the 1976 regular season. **SEPTEMBER 22** — The Broncos and the Pittsburgh Steelers play in the first regular-season overtime game as a 35-35 score was present at the end of regulation play. Neither team scored in the sudden death period. **NOVEMBER 28** — Before a television audience estimated at 35 million, the Broncos riddle the Detroit Lions 31-27 on Denver's first Thanksgiving Day game in Detroit. **DECEMBER 8** — Denver assures itself of its second consecutive winning season, and Otis Armstrong sets a single-game rushing mark of 183 yards as the Broncos down Houston 37-14. **DECEMBER 15** — Otis Armstrong finishes the season with 1,407 yards and the NFL rushing title, becoming one of a half dozen players ever to average more than 100 yards per game in pro football.

1975

JANUARY — Otis Armstrong and Riley Odoms represent the Broncos in the annual Pro Bowl contest in Miami, Fla. **FEBRUARY** — Expansion of Mile High Stadium begins, and it will provide 63,500 seating capacity for the 1976 season and an ultimate capacity of 75,000 in 1977. **DECEMBER 14** — Floyd Little winds up his career as the seventh all-time rusher in the NFL with 6,323 career yards.

1976

JANUARY 26 — Tight end Riley Odoms and linebacker Randy Gradishar are the Broncos representatives in the Pro Bowl in New Orleans. **MARCH 28** — Quarterback Charley Johnson announces his retirement from the National Football League after a 15-year career. Johnson led the club to its first two winning seasons in 1973 and 1974. **JUNE 27** — Lyle Alzado is one of three finalists for the Man of the Year Award and Rick Upchurch is honored as the American Conference Offensive Rookie of the Year by the NFL Players Association. **SEPTEMBER 26** — Rick Upchurch ties an NFL record by returning two punts for touchdowns in a 44-13 win over the visiting Cleveland Browns. **OCTOBER 24** — Rick Upchurch ties an NFL record with his fourth punt return touchdown of the season in a 35-26 win over Kansas City. **NOVEMBER 7** — With two field goals and six extra points, Jim Turner becomes the fifth player in pro football history to surpass 1,200 points. **NOVEMBER 14** — Denver shuts out San Diego, 17-0, marking the first time the club has recorded two shutouts in one season. Denver had shut out the Chargers 26-0 Oct. 3. **DECEMBER 12** — The Broncos stop Chicago, 28-14, for their ninth win of the season, marking the highest total in Denver history. Otis Armstrong rushes for 116 yards to reach 1,008 for the season, his second 1,000-yard campaign in his career. **DECEMBER 18** — Fred Gehrke, long-time Bronco administrator, is named general manager.

1977

JANUARY 17 — Rick Upchurch and Otis Armstrong are the Broncos' participants in the annual AFC-NFC Pro Bowl in Seattle. **JANUARY 31** — John Ralston resigns as Head Coach of the Denver Broncos. **FEBRUARY 1** — Robert (Red) Miller, a former Broncos assistant coach, is named as the team's eighth head coach. **JUNE 12** — Lyle Alzado is named winner of the National Football League Players Association's Byron "Whizzer" White Award as the group's Man of the Year. **OCTOBER 16** — Pushing their season record to 5-0, the Broncos use seven interceptions and a touchdown pass to kicker Jim Turner to trounce the defending world champion Oakland Raiders, 30-7. **NOVEMBER 27** — In a showdown of the two best records in the NFL, the Broncos get a 73-yard interception return for a touchdown by Tom Jackson to dump Baltimore, 27-13, and run their record to 10-1. **DECEMBER 4** — With a 24-14 win at Houston, the Broncos clinch a playoff berth, the first in the club's history. Later in the day, the Broncos clinch the AFC Western Division championship when the Raiders fall to the Los Angeles Rams. **DECEMBER 18** — The Broncos lose to Dallas in the regular-season finale, 14-6, but post the best record in the history of the franchise, 12-2, tied with Dallas for the best in the NFL. **DECEMBER 24** — Before the largest crowd ever to watch a sporting event in the state of Colorado, 75,011, the Broncos stop the Pittsburgh Steelers in the first round of playoff action, 34-21.

1978

JANUARY 1 — In a hard-fought game at Mile High Stadium, the Broncos dethrone the Raiders, 20-17, for the AFC championship and a trip to the Super Bowl in New Orleans. **JANUARY 15** — The Broncos fall to the Cowboys, 27-10, in Super Bowl XII. **JANUARY 23** — Lyle Alzado, Randy Gradishar, Tom Jackson, Billy Thompson and Louis Wright represent the Broncos in the Pro Bowl, the largest Denver contingent to date. **MARCH** — Only 143 season tickets are not renewed, a new all-time low. **DECEMBER 3** — The Broncos win by 21-6 score at Oakland, holding the Raiders without a touchdown for the second time in the season to move within one game of AFC West crown. **DECEMBER 10** — Denver downs Kansas City, 24-3, winning its second consecutive division championship, as QB Craig Morton goes 19-for-22 with 16 consecutive completions, both its second best all-time NFL marks. **DECEMBER 30** — Denver loses in the playoffs to the eventual Super Bowl-champion Pittsburgh Steelers, 33-10.

1979

JANUARY 29 — The Broncos are represented by an all-time high of seven players in the Pro Bowl—Lyle Alzado, Randy Gradishar, Tom Jackson, Riley Odoms, Bill Thompson, Rick Upchurch and Louis Wright. **MARCH** — Only 161 season tickets are not renewed, virtually assuring the Broncos of their tenth consecutive sellout season. **NOVEMBER 11** — Rick Upchurch becomes the all-time pro football record holder in career punt return yardage. He set the record vs. New England, surpassing the late Emlen Tunnell's total of 2,209 yards. **DECEMBER 17** — Denver clinches a playoff berth for the third consecutive year. **DECEMBER 23** — Denver loses in a Wild Card Game at Houston, 13-7.

HISTORICAL HIGHLIGHTS, CONT.

1980

JANUARY 27 — The Broncos are represented in the Pro Bowl by Randy Gradishar, Tom Jackson, Rick Upchurch and Louis Wright. **MARCH** — Only 146 season tickets are not renewed for 1980, virtually assuring the club of its 11th consecutive sellout campaign. **OCTOBER 5** — Randy Gradishar returns an interception 93 yards for a touchdown vs. Cleveland, the longest such return in team history and the NFL's longest for 1980 season. **OCTOBER 13** — Fred Steinfort kicks a 57-yard field goal against Washington, tying record for third-longest kick in NFL history.

1981

JANUARY — Fred Steinfort is named by Pro Football Weekly as that publication's Golden Toe Award winner for the 1980 season, having tied for the league lead with 26 field goals. **FEBRUARY 25** — Edgar F. Kaiser Jr. is introduced as the new owner of the Denver Broncos, having purchased the club from principal owners Gerald H. Phipps and Allan R. Phipps. **MARCH 10** — Grady Alderman is named new General Manager and Dan Reeves is named as the new Head Coach. **MARCH** — The Broncos are sold out for their 12th consecutive season. **SEPTEMBER** — Craig Morton throws four touchdown passes in each of two consecutive games, vs. Baltimore and San Diego, a first in franchise history. Wide receiver Steve Watson ties a team record with three touchdown receptions against the Colts on September 20. **NOVEMBER 22** — Watson catches a touchdown pass at Cincinnati to set a new team record with 13 touchdown catches in one season. **DECEMBER 20** — Watson gains 82 yards on receptions at Chicago, establishing a new Broncos single season mark with 1,244 reception yards. Morton sets single-season Broncos records for yards gained (3,213), yards passing (3,195) and average gain per play (8.37) while Watson leads the AFC in reception yardage (1,244) and touchdown receptions (13).

1982

JANUARY 31 — The Broncos are represented in the Pro Bowl by Randy Gradishar, Bob Swenson, Bill Thompson and Steve Watson. **MARCH** — Only 49 season ticket accounts are not renewed for 1982, virtually assuring the Broncos of their 13th consecutive sellout season in Mile High Stadium. **SEPTEMBER 21** — The NFL Players Association begins the first regular-season strike in NFL history, resulting in the cancellation of games for eight consecutive weeks. **DECEMBER 3** — Hein Poulus is named Vice President and General Manager of the Broncos. **DECEMBER 19** — Rick Upchurch returns a punt 78 yards for a touchdown against Kansas City to tie the then all-time pro football record of eight career touchdowns on punt returns.

1983

JANUARY 3 — Final NFL statistics show Rick Upchurch as the NFL's punt return leader with a 16.1 average and Luke Prestridge as the league's leading punter with a 45.0 average. **FEBRUARY 6** — The Broncos are represented in the Pro Bowl game by Randy Gradishar, Luke Prestridge and Rick Upchurch. **MARCH 15** — Only 89 season ticket accounts are not renewed for 1983, virtually assuring the Broncos of their 14th consecutive sellout season in Mile High Stadium. **MAY 2** — In the biggest trade in franchise history, Denver acquires quarterback John Elway, the first player taken in the NFL draft, and signs him to a five-year contract. **DECEMBER 11** — Elway throws three fourth-quarter touchdown passes to erase a 19-0 deficit and lead the Broncos to a 21-19 playoff-clinching win over Baltimore. This marks the fourth Broncos appearance in playoff competition. **DECEMBER 24** — Denver loses its Wild Card Playoff Game at Seattle, 31-7.

1984

JANUARY 29 — Randy Gradishar makes his seventh Pro Bowl appearance. Louis Wright also is named to the AFC Pro Bowl team but is unable to play because of a fractured finger. **MARCH** — Only 146 season ticket accounts are not renewed for 1984, virtually assuring the Broncos of their 15th consecutive sellout season in Mile High Stadium. **MARCH 23** — Pat Bowlen is introduced as the new owner of the Denver Broncos, assuming the title of President and Chief Executive Officer. **NOVEMBER 18** — The Broncos beat Minnesota 42-21 for the club's 10th consecutive victory, a team record. John Elway ties a Denver record throwing five touchdown passes in the game. **DECEMBER 15** — Denver wins its 13th game of the season, the most in Broncos history, and captures the AFC West crown with a 31-14 win over Seattle. Sammy Winder finishes the season with 1,153 yards rushing, and Steve Watson gains 1,170 yards receiving — the first time Denver has had 1,000-yard performers in both categories in the same season. **DECEMBER 30** — Pittsburgh defeats Denver 24-17 in a Divisional Playoff Game.

1985

JANUARY 27 — Sammy Winder represents the Broncos in the Pro Bowl. **FEBRUARY 18** — Owner Pat Bowlen names John Beake as General Manager and Dan Reeves as Vice President of the club. **MARCH** — Only 82 season ticket accounts are not renewed for the 1985 season, virtually assuring the Broncos of their 16th consecutive sellout session in Mile High Stadium. **DECEMBER 20** — Denver beats Seattle 27-24 to close out the season at 11-5. The Broncos set season records with total yards (5,496) and total points (380). John Elway, who threw for 432 yards against Seattle, set Denver records for total offense (4,144 yards) and passing yards (3,891) for the season, and Karl Mecklenburg's 13 quarterback sacks also set a new Bronco standard.

1986

FEBRUARY 2 — The Broncos are represented by four players in the Pro Bowl—Rulon Jones, Karl Mecklenburg, Dennis Smith and Louis Wright. **FEBRUARY 26** — Owner Pat Bowlen holds ground breaking ceremonies for 60 luxury Penthouse Suites to be built atop Mile High Stadium's fifth level. **MARCH** — Only 127 season ticket accounts are not renewed for the 1986 season, virtually assuring the Broncos of their 17th consecutive sellout season in Mile High Stadium. **OCTOBER 12** — The Broncos post a 31-14 win over San Diego to equal the best start in team history with 6-0 record. **DECEMBER 13** — Denver, which had clinched AFC Western Division title by virtue of a Seattle win over Los Angeles the previous Monday night, clinches homefield advantage for first playoff game by defeating Washington, 31-30. **DECEMBER 20** — The Broncos conclude regular-season play with their second consecutive 11-5 record. Thirty-five individual and team records are set by the Broncos in 1986. DE Rulon Jones was named the AFC Defensive Player of the Year by UPI, and LB Karl Mecklenburg was named the AFC Player of the Year by the Football News.

1987

JANUARY 4 — The Broncos post a 22-17 playoff win against New England before 76,105, the largest crowd ever to watch a Denver home game. **JANUARY 11** — The Broncos post a thrilling, 23-20 overtime win over the Cleveland Browns to win the AFC championship and earn a trip to Super Bowl XXI. **JANUARY 18** — A crowd of over 63,000 attends a Mile High Stadium rally before the team's departure for Pasadena. **JANUARY 25** — The Broncos lose to the New York Giants by a 39-20 score in Super Bowl XXI, a game watched by 101,063 at the Rose Bowl and played before a national television audience of 127,000,000. In addition, the game was televised live in 53 other nations. **JANUARY 26** — More than 100,000 fans welcome the Broncos home in a parade through downtown Denver. **FEBRUARY 1** — Six Broncos play in the Pro Bowl—Keith Bishop, John Elway, Rulon Jones, Karl Mecklenburg, Dennis Smith and Sammy Winder. **MARCH** — Only 58 season ticket accounts are not renewed for the 1987 season, virtually assuring the Broncos of their 18th consecutive sellout season in Mile High Stadium, the longest sellout streak in the AFC and the second longest in the NFL. **AUGUST 9** — The Broncos lose 28-27 to the Los Angeles Rams in American Bowl '87, a preseason game played in storied Wembley Stadium in London, England. **SEPTEMBER 22** — The NFL Players Association goes on strike, resulting in the cancellation of games for the weekend of Sept. 28. **OCTOBER 4** — Denver loses 40-10 to Houston in the first of three "replacement" games. **NOVEMBER 29** — Denver grabs a 31-17 win over San Diego in the 400th game for both franchises. The contest also marks Dan Reeves' 100th game as the Broncos' head coach. **DECEMBER 27** — The Broncos win their third AFC West title in four years after shutting out San Diego 24-0 in a blizzard. Denver finishes the season with a 10-4-1 record, becoming the only team in the NFL to post eight 10-win seasons since 1977. Quarterback John Elway is named NFL Most Valuable Player by the Associated Press.

1988

JANUARY 10 — The Broncos advance to the AFC Championship Game with a 34-10 victory over Houston before 75,968 in Mile High Stadium. **JANUARY 17** — Denver becomes the first AFC team to win consecutive conference championships since Pittsburgh of 1978-79 by defeating Cleveland 38-33. The game garnered a 91 television share in the Denver area, believed to be an all-time national viewing high. **JANUARY 31** — The Broncos lose to Washington 42-10 in Super Bowl XXII in San Diego at Jack Murphy Stadium. **FEBRUARY 6** — Three players represent Denver in the Pro Bowl—Keith Bishop, John Elway and Karl Mecklenburg. **MARCH** — The Broncos are virtually assured of their 19th consecutive sellout campaign as just 91 season ticket accounts are not renewed for the 1988 campaign. **JUNE 3** — The Broncos acquire future Hall of Fame RB Tony Dorsett from the Dallas Cowboys in exchange for a future draft choice. The 1988 campaign marked Dorsett's 12th in pro football. **SEPTEMBER 26** — RB Tony Dorsett eclipses Jim Brown to become the second-leading rusher in pro football history, trailing only Walter Payton. **DECEMBER 17** — The Broncos close out the season with a 21-10 win over New England and a disappointing 8-8 record, marking the end of Denver's two-year reign as AFC champions. QB John Elway concludes the season with 3,309 yards passing and 234 yards rushing to become the first player in football history to have four consecutive years with more than 3,000 passing yards combined with more than 200 rushing yards. Dorsett finishes the year second to Payton among football's all-time rushing leaders with 12,739 yards.

1989

JANUARY 29 — Punter Mike Horan is the Broncos' lone representative in the AFC-NFC Pro Bowl Game. **APRIL** — The Broncos conclude season ticket renewals and waiting list additions for 1989, virtually assuring the team of its 20th consecutive sellout campaign at Mile High Stadium. **NOVEMBER 26** — The Broncos clinch their third AFC West title in four seasons after a 41-14 victory at home against Seattle. **DECEMBER 16** — Denver wraps up homefield advantage for the AFC Playoffs with 37-0 win at Phoenix.

1990

JANUARY 7 — The Broncos advance to the AFC Championship Game with a come-from-behind 24-23 win over Pittsburgh. **JANUARY 14** — The Broncos become the only AFC team to win three conference titles in the 1980s with a 37-21 victory over Cleveland in the AFC Championship Game. **JANUARY 28** — Denver loses 55-10 to San Francisco in Super Bowl XXIV in the New Orleans Superdome. **FEBRUARY 4** — Three players represent the Broncos in the Pro Bowl—Kicker David Treadwell, nose tackle Greg Kragen and safety Dennis Smith. Linebacker Karl Mecklenburg was selected to start in the game but could not participate because of a knee injury suffered in the Super Bowl. **FEBRUARY 26** — The National Football League announces that the Broncos will face Seattle in an Aug. 4 preseason game in Tokyo, Japan. **MARCH 5** — The Paul D. Bowlen Memorial Broncos Centre opens in southeast Denver, housing all of the team's office and training facilities. **AUGUST 5** — The Broncos defeat the Seattle Seahawks by a score of 10-7 in American Bowl '90 played before a sellout audience in the Tokyo Dome in Tokyo, Japan. The game marks Denver's second appearance in an international game with the club having played the Los Angeles Rams in London in a 1987 American Bowl contest. **NOVEMBER 22** — The Broncos drop a 40-27 game to the Detroit Lions in the Lions' annual Thanksgiving Day contest, marking Denver's fifth appearance in a Thanksgiving Day game—Four in Detroit and one in Denver (a 46-45 loss to the New York Titans in 1962). **DECEMBER 30** — Running back Bobby Humphrey finishes the season with 1,202 rushing yards, becoming one of just 10 backs to rush for over 1,000 yards in each of their first two NFL seasons. Mike Horan leads the NFL in gross punting average (44.4) and net punting average (38.9). The Broncos also boast the NFL's kickoff return leader in Kevin Clark, who posts a 25.3-yard average.

1991

FEBRUARY 3 — Safeties Steve Atwater and Dennis Smith, along with running back Bobby Humphrey, appear in the AFC-NFC Pro Bowl game in Honolulu, Hawaii. It is the first appearance each for Atwater and Humphrey. **JULY 27** — The Broncos lose 14-3 to Detroit in the Hall of Fame Game played in Canton, Ohio. Former Broncos assistant coach Stan Jones is inducted into the Hall of Fame. **SEPTEMBER 1** — Denver records its biggest opening day win ever with a 45-14 pounding of Cincinnati. **DECEMBER 8** — A 17-7 win at Cleveland clinches a playoff berth for the Broncos. **DECEMBER 22** — Denver closes out the regular season at 12-4 and wins the AFC West title for the fifth time in eight years.

1992

JANUARY 4 — The Broncos overcome a 21-6 deficit to defeat Houston 26-24 in an AFC Divisional Playoff Game. The winning field goal was set up by a drive that began at the Denver 2-yard line. The Broncos converted two fourth-down plays to keep the possession alive. **JANUARY 12** — Despite a sterling effort by Denver's defense, the Broncos fall 10-7 to Buffalo in the AFC Championship Game. The Bills' high-powered offense managed just 213 yards and 12 first downs in the game. **FEBRUARY 2** — Running back Gaston Green, linebacker Karl Mecklenburg, and safeties Steve Atwater and Dennis Smith represent the Broncos in the Pro Bowl. **MARCH** — The Broncos conclude season ticket renewals and waiting list additions for 1992, virtually assuring the franchise of its 23rd consecutive sellout season. Denver is also named a participant in American Bowl '92, to be played in Berlin. **AUGUST 15** — The Broncos lose to the Miami Dolphins, 31-27, in American Bowl '92 in Berlin's Olympic Stadium. **DECEMBER 28** — Denver Broncos President Pat Bowlen announces that the franchise will not renew the contract of Dan Reeves, thus creating a coaching vacancy in Denver for the first time since 1981. Reeves ends his Denver career with a record of 116-78-1.

1993

JANUARY 25 — Wade Phillips is hired as the 10th head coach in Broncos history, signing a three-year contract as head coach after four seasons as the Broncos' defensive coordinator. **MAY** — The Broncos conclude their season ticket sales, guaranteeing the 24th consecutive sellout campaign at Mile High Stadium. **DECEMBER** — Quarterback John Elway is named AFC Most Valuable Player (UPI, Kansas City 101 Club, Football News) after his best pro season in which he led the AFC in passer rating (92.8), attempts (551), completions (348), completion percentage (63.2), touchdowns (25) and yards (4,030).

1994

JANUARY 9 — The Broncos return to the playoffs as a Wild Card team, dropping a 42-24 first round game to the Los Angeles Raiders at the Los Angeles Memorial Coliseum. The Wild Card Playoff Game marks Denver's ninth nationally televised game of the 1993 season, bringing the Broncos' eight-year total (1986-93) to 84 national television dates. **FEBRUARY 6** — The Broncos are represented in the AFC-NFC Pro Bowl game by quarterback John Elway, tight end Shannon Sharpe, linebacker Karl Mecklenburg, and safeties Steve Atwater and Dennis Smith. **MARCH** — The Broncos and Raiders are named to oppose each other in an American Bowl '94 Game in Barcelona. The Broncos thus join San Francisco as the only two teams to have been asked to represent the NFL in London, Tokyo, Berlin, and Barcelona.

1995

JANUARY 31 — Mike Shanahan is hired as the 11th head coach in Broncos history. Shanahan, a Denver assistant coach from 1984-87 and 1989-91, signed a seven-year contract as head coach after spending the previous three years in San Francisco, where he served as offensive coordinator. **FEBRUARY 5** — The Broncos are represented in the annual AFC-NFC Pro Bowl by safety Steve Atwater, quarterback John Elway and offensive tackle Gary Zimmerman. Tight end Shannon Sharpe was also selected but did not play. **MARCH** — The Broncos are selected to face San Francisco in an American Bowl '95 Game in Tokyo, joining the 49ers and Dallas as the only NFL teams to participate in five American Bowl Games. **MAY** — The Broncos conclude season ticket renewals and waiting list additions for 1995, leading to an anticipated 26th consecutive season of sellouts at Mile High Stadium. **AUGUST 5** — The Broncos defeat San Francisco 24-10 in the American Bowl in Tokyo, Japan. **NOVEMBER 5** — John Elway passes for 256 yards in a 38-6 Broncos home win over Arizona to surpass the 40,000-yard passing plateau, becoming the seventh player in pro football history to accomplish that feat. **NOVEMBER 19** — KOA play-by-play announcer Larry Zimmer calls his 500th Broncos game as a member of the KOA broadcast team as Denver defeats San Diego 30-27. **DECEMBER 10** — Broncos running back/kick returner Glyn Milburn tallies an NFL-record 404 all-purpose yards (131 rushing, 45 receiving, 133 KOR, 95 PR) in a 31-27 loss to Seattle at Mile High Stadium. **DECEMBER 24** — The Broncos close the season with a 31-28 win at Oakland and post franchise single-season records in seven different offensive categories: points scored (388), total yards (6,040), average gain per play (5.70), average gain per rush (4.53), touchdown passes (27), passing yards (4,045) and first downs passing (205).

HISTORICAL HIGHLIGHTS, CONT.

1996

FEBRUARY 4 — Denver is represented in the annual AFC-NFC Pro Bowl in Honolulu by safety Steve Atwater, kicker Jason Elam, running back/kick returner Glyn Milburn, wide receiver Anthony Miller and tight end Shannon Sharpe. Tackle Gary Zimmerman was selected but does not play because of injury. **OCTOBER 20** — Terrell Davis sets a franchise record with 194 rushing yards in a 45-34 win over the Baltimore Ravens. **DECEMBER 1** — The Broncos win the AFC West and clinch homefield advantage for the playoffs with a 34-7 win over Seattle. The win is also Denver's ninth consecutive, marking the second-longest streak in franchise history. **DECEMBER 15** — John Elway becomes the winningest quarterback in NFL history with a 24-19 defeat of Oakland, the 126th of his career. The win also secures a perfect 8-0 home record for the season for just the second time in franchise history. **DECEMBER 22** — Elway becomes just the third player in NFL history to pass for more than 45,000 yards in a career. Terrell Davis wins the AFC rushing crown with a then franchise-record 1,538 yards while also posting franchise bests in carries (345), rushing touchdowns (13) and total touchdowns (15). The team ties for the NFL's best record (13-3; ties for best in franchise history) and ranks first in the league in total offense and rushing offense as well as fourth in total defense, including a No. 1 mark against the run. Franchise records are set for points scored (391), highest average gain per rush (4.5, tie with 1995 team), fewest rushing yards allowed (1,331) and fewest rushing first downs allowed (67). **DECEMBER 26** — Terrell Davis is named NFL Offensive Player of the Year by the Associated Press and joins three other Broncos as first-team All-Pro performers—Shannon Sharpe, Alfred Williams and Gary Zimmerman.

1997

JANUARY 4 — Denver hosts its first playoff game since Jan. 4, 1992, as the Jacksonville Jaguars come to Mile High Stadium for an AFC Divisional Playoff contest. **FEBRUARY 2** — Denver is represented in the annual AFC-NFC Pro Bowl in Honolulu by safety Tyrone Braxton, running back Terrell Davis, defensive tackle Michael Dean Perry, linebacker Bill Romanowski, tight end Shannon Sharpe and defensive end Alfred Williams. Safety Steve Atwater, quarterback John Elway and tackle Gary Zimmerman also are selected but do not play in the game because of injury. **FEBRUARY 4** — The Broncos unveil new uniforms featuring the traditional Broncos orange with a navy blue, and a new helmet logo that features a powerful, dynamic Bronco. **MARCH** — The Broncos are selected to face Miami in an American Bowl '97 contest in Mexico City, Mexico. The appearance marks the Broncos' sixth in an American Bowl, tying the club with San Francisco for most in the NFL since American Bowl games began being played in 1985. **AUGUST 4** — Denver and Miami meet in Mexico City, Mexico, in an American Bowl '97 contest won by the Dolphins, 38-19, at Estadio Guillermo Canedo. **SEPTEMBER 21** — Running back Terrell Davis sets a franchise single-game record by rushing for 215 yards in a 38-20 win over Cincinnati at Mile High Stadium. **OCTOBER 6** — Denver defeats New England 34-13 in a Monday night battle of the league's two remaining unbeaten, representing the furthest into a season that two undefeated teams have met on *Monday Night Football*. **OCTOBER 26** — The Broncos defeat the Bills 23-20 in overtime at Buffalo's Rich Stadium, a mere 15 hours after arriving in Buffalo due to a severe snowstorm that dumped more than a foot of snow on the Denver area with drifts piled several feet higher in some areas. The Broncos' chartered flight leaves Denver 10 hours late at 8 p.m. (MT) Saturday, Oct. 25, after an ordeal that involves numerous players' vehicles being stranded in snowdrifts trying to reach the team buses at the Broncos headquarters. Several players make their way to headquarters by way of snowmobiles after being picked up by citizens. **NOVEMBER 2** — John Elway sets two milestones and earns AFC Offensive Player of the Week honors on this day as the Broncos defeat Seattle 30-27 at Mile High Stadium. With 252 passing yards, Elway moves past Fran Tarkenton into second place all-time in NFL passing yardage, and his 276 total yards make him just the third player in NFL history to top the 50,000-yard plateau. **NOVEMBER 9** — Cornerback Darrien Gordon ties an NFL record by returning two punts for touchdowns in the same quarter, a feat previously accomplished just twice in NFL history. **DECEMBER 21** — Denver closes its regular season with a 38-3 victory over San Diego to secure its second consecutive undefeated regular season at home, becoming only the third NFL team to do so since the schedule expanded to 16 games in 1978. The Broncos set new franchise records by posting nine double-digit victories in one season and scoring more than 30 points in nine different games. **DECEMBER 27** — The Broncos defeat Jacksonville 42-17 in an AFC Wild Card Game at Mile High Stadium to record their first playoff victory since Jan. 4, 1992. In the game, Denver sets club postseason records for rushing yards (310), total yards (511), rushing attempts (49), points in a quarter (21; 4th quarter), total points (42), first downs (28), rushing first downs (18) and third-down efficiency (75%). Terrell Davis rushes for a club postseason record 184 yards and is complemented by Derek Loville's 103 yards rushing, making Denver just the third team in NFL postseason history to post two 100-yard rushers in the same game. Instrumental in the performance is the offensive line, which, as a unit, is named NFL Offensive Player of the Week. It marks just the second time in NFL history—and first in the postseason—that an Offensive Line is named Player of the Week.

1998

JANUARY 4 — Denver wins a road playoff game for only the second time in franchise history by defeating the Chiefs 14-10 in an AFC Divisional Playoff Game at Kansas City's Arrowhead Stadium. **JANUARY 11** — The Broncos win their fifth AFC Championship by topping the Steelers 24-21 at Pittsburgh's Three Rivers Stadium. The win makes Denver just the fifth Wild Card team to advance to the Super Bowl since the Wild Card format was adopted in 1970. **JANUARY 25** — The Broncos claim their first World Championship with a 31-24 victory over defending champion Green Bay in Super Bowl XXXII at Qualcomm Stadium in San Diego. The Broncos become the first team from the American Football Conference in 14 years to win the Super Bowl and only the second Wild Card team ever to do so. Running back Terrell Davis sets a Super Bowl record with three rushing touchdowns to claim the Pete Rozelle Award as the game's Most Valuable Player. Davis finishes with 157 yards rushing and ties the Super Bowl record for total touchdowns (3) and points scored (18). **JANUARY 27** — An estimated 650,000 fans gather in downtown Denver for a victory parade and rally to honor the World Champion Denver Broncos. The parade follows a route along 17th street, from Wynkoop to Broadway, and then along Broadway for several blocks before working its way to the steps of the Denver City and County Building, where a rally is held. Broncos owner Pat Bowlen, head coach Mike Shanahan, quarterback John Elway, running back Terrell Davis, Colorado Governor Roy Romer and Denver Mayor Wellington Webb address the sea of Broncos fans who pack the grounds in front of the stage, and Elway and Davis are honored with street signs bearing their names. **FEBRUARY 1** — The Broncos are represented in the annual AFC-NFC Pro Bowl in Honolulu by running back Terrell Davis, center Tom Nalen, tight end Shannon Sharpe and defensive end Neil Smith. Quarterback John Elway also is selected but opts not to play in the game due to injury. **APRIL 22** — Colorado Governor Roy Romer signs into law SB 171, a bill authorizing voters to decide upon a ballot issue that would appropriate tax money to partially fund a new football stadium in Denver. **JUNE 5** — Broncos players and coaches receive their Super Bowl rings in a private ceremony at team headquarters. **JUNE 16** — The Denver Broncos travel to Washington, D.C., for a special ceremony in which they are honored by President Bill Clinton at the White House for their victory in Super Bowl XXXII. Terrell Davis delivers to the President a Broncos jersey number "41" with "Clinton" on the back. **SEPTEMBER 21** — The Denver Broncos and San Diego Chargers are selected to play the first NFL game in Australia, an American Bowl '99 contest on Sunday, Aug. 8, at Stadium Australia at Homebush Bay in Sydney. **OCTOBER 25** — Broncos kicker Jason Elam ties a 28-year old NFL record by making a 63-yard field-goal attempt vs. Jacksonville at Mile High Stadium. The record-tying kick comes in the final seconds of the first half in a game won by the Broncos, 37-24. **NOVEMBER 3** — Denver-area voters approve a ballot issue to appropriate tax money to partially fund a new football stadium in Denver. The Broncos would begin play in the new stadium at the beginning of the 2001 season. **NOVEMBER 22** — Broncos quarterback John Elway becomes just the second player in NFL history to compile 50,000 yards passing during a career, joining Miami's Dan Marino. Elway reaches the plateau on a 5-yard completion to wide receiver Willie Green in the first quarter of a 40-14 win over Oakland at Mile High Stadium. **NOVEMBER 29** — The Broncos clinch the AFC West division title for the ninth time in franchise history with a 31-16 win at San Diego. **DECEMBER 6** — The Broncos tie an NFL record by winning their 18th game in a row (regular and postseason combined) with a 35-31 comeback defeat of Kansas City at Mile High Stadium. The win also gave the Broncos a 13-0 record to begin the season. **DECEMBER 27** — The Broncos close the regular season with a 14-2 record, best in franchise history, by virtue of a 28-21 win over Seattle. It marks the third consecutive season in which the club went undefeated at home as it joins just three other teams in NFL history to accomplish the feat and becomes the first to do so since the 16-game schedule was instituted in 1978. In the game, Terrell Davis rushes for 178 yards to finish with

2,008 for the season and 6,413 for his career, overtaking Floyd Little (6,323) as the club's all-time leading rusher. He becomes just the fourth player in NFL history to rush for more than 2,000 yards in a season, joining Eric Dickerson (2,105 in 1984), Barry Sanders (2,053 in 1997) and O.J. Simpson (2,003 in 1973), and also sets Broncos single-season records for rushing attempts (392), rushing touchdowns (21), touchdowns (23), points scored (138), total yards from scrimmage (2,225) and 100-yard games (11). Davis is named NFL Most Valuable Player by the Associated Press and is a unanimous All-NFL selection along with tight end Shannon Sharpe. The Broncos set franchise single-season records for rushing touchdowns (26), passing touchdowns (32), total touchdowns (62), points scored (501), first downs (347), rushing yards (2,468), total yards (6,092), highest average gain per play (5.9), PATs made (58) and attempted (59) and punting average (46.2).

1999

JANUARY 9 — Denver defeats Miami 38-3 in an AFC Divisional Playoff Game at Mile High Stadium to win its fifth consecutive postseason contest. It is Denver's largest winning margin in the postseason, and the team sets postseason defensive records for rushing yards (14), rushing average (1.1) and points (3) allowed. Terrell Davis' 199 rushing yards represent the fourth-highest single-game total in NFL postseason history. **JANUARY 17** — Denver defeats the New York Jets 23-10 in the AFC Championship Game at Mile High Stadium to reserve its sixth Super Bowl trip, an AFC record. **JANUARY 31** — Denver defeats Atlanta 34-19 in Super Bowl XXXIII at Pro Player Stadium in Miami, Fla., to claim its second consecutive World Championship. Denver becomes just the sixth franchise in league history to win back-to-back Super Bowls, joining Green Bay (Super Bowls I and II), Miami (VII and VIII), Pittsburgh (IX and X, XIII and XIV), San Francisco (XXII and XXIV) and Dallas (XXVII and XXVIII). John Elway is named Most Valuable Player of Super Bowl XXXIII, passing for 336 yards and a touchdown, and rushing for another score. Terrell Davis (102 yds.) sets an NFL record by rushing for 100 yards in his seventh consecutive postseason contest, and fullback Howard Griffith rushes for two touchdowns. Rod Smith's 80-yard touchdown reception from Elway stands as the second-longest play from scrimmage in Super Bowl history and defensive tackle Mike Lodish sets an NFL record by playing in his sixth Super Bowl (4 with Buffalo, 2 with Denver). Cornerback Darrien Gordon's 108 yards on two interception returns establish a Super Bowl record and also make him the Super Bowl career leader for interception-return yards. **FEBRUARY 1** — The Broncos return to Denver from Miami and are greeted by an estimated 375,000 fans lining a parade route that takes the team through downtown, along Broadway, to a rally at Civic Center Park. From the steps of the Denver City and County Building, Broncos players and coaches thank the fans for their support and share the victory with them. Broncos owner Pat Bowlen, head coach Mike Shanahan, quarterback John Elway, running back Terrell Davis, kicker Jason Elam, quarterback John Elway, tackle Tony Jones, wide receiver Ed McCaffrey, center Tom Nalen, linebacker Bill Romanowski, guard Mark Schlereth and tight end Shannon Sharpe. Davis and Sharpe are unable to play in the game due to injury. **APRIL 10** — Chinese Premier Zhu Rongji visits the Paul D. Bowlen Memorial Broncos Centre as part of a nine-day U.S. tour to promote trade with China. The Premier requested the visit as one of the highlights of his trip, and said, "It is a pleasure to visit the home of the Broncos. They are the champions of American football." **MAY 2** — John Elway announces his retirement in a press conference at the Inverness Hotel and Golf Club in Englewood. **JUNE 6** — Broncos players, coaches and staff receive their Super Bowl rings in a private ceremony followed by a party at the Broadmoor in Colorado Springs, Colo. **AUGUST 7** — Denver defeats San Diego 20-17 in American Bowl '99 at Stadium Australia, in Sydney, Australia, site of the 2000 Summer Olympics. It is the first NFL game played on the Australian continent. **SEPTEMBER 13** — John Elway is inducted into the Denver Broncos Ring of Fame in a ceremony held at halftime of Denver's season-opening Monday night game vs. Miami. He is the 16th inductee into the prestigious group — the first since 1993 (Louis Wright) — and the first for whom the traditional five-year waiting period is waived. Elway's familiar No. 7 is also retired on this night, assuring that the number he wore for 16 brilliant seasons will never be worn again by a Bronco. **SEPTEMBER 26** — Broncos tight end Shannon Sharpe becomes the leading receiver in franchise history, catching five passes for 39 yards against Tampa Bay at Raymond James Stadium to surpass the previous standards held by Lionel Taylor (543-6,872). Sharpe finishes the day at 547 receptions and 6,897 yards. **OCTOBER 3** — Kicker Jason Elam becomes the Broncos' all-time leading scorer, surpassing Jim Turner (742 points) in Denver's game vs. the New York Jets at Mile High Stadium. Elam's seven points (2 field goals, 1 PAT) raise his career total to 748 points. **OCTOBER 17** — Denver has two players post 100 or more receiving yards in the same game for the first time in franchise history as Byron Chamberlain (123 yards) and Ed McCaffrey (116) both top the century mark in Denver's 31-10 defeat of Green at Mile High Stadium. **DECEMBER 19** — Denver linebacker Glenn Cadrez returns a fumble 37 yards for a touchdown in overtime to lift the Broncos over the Seattle Seahawks, 36-30. It is just the second overtime game in NFL history to be decided by a fumble return for a touchdown. In the contest, Jason Elam became the franchise's all-time leader in successful PATs and attempted field goals, passing Jim Turner in both categories.

2000

JANUARY 2 — Running back Olandis Gary sets franchise rookie rushing record by finishing the 1999 season with 1,159 yards on 276 carries. Also, wide receiver Rod Smith tops the 1,000-yard receiving mark for the third consecutive season — a franchise record — and rookie return man Chris Watson sets a franchise single-season record for kickoff returns (48) in Denver's season-finale vs. San Diego at Mile High Stadium. **FEBRUARY 6** — The Broncos are represented at the annual AFC-NFC Pro Bowl in Honolulu by center Tom Nalen, defensive tackle Trevor Pryce and fullback/special teams player Detron Smith. **MAY** — The Broncos conclude season ticket renewals and waiting list additions for 2001, leading to an anticipated 31st consecutive season of sellouts at Mile High Stadium. **SEPTEMBER 10** — The Broncos begin their final season of play at Mile High Stadium with a 42-14 win over Atlanta before a crowd of 75,466 in the home opener. **SEPTEMBER 17** — Broncos rookie running back Mike Anderson becomes just the ninth player in NFL history to rush for more than 100 yards in each of his first two NFL games, picking up 187 in a win at Oakland. He had 131 the previous week vs. Atlanta. **NOVEMBER 13** — Denver defeats Oakland 27-24 in the final *Monday Night Football* game at Mile High Stadium on a 41-yard field goal by Jason Elam as time expired. Overall, the Broncos were 15-6-1 in the 22 Monday night games played at Mile High from 1973-2000. **NOVEMBER 19** — The Broncos improve to 7-4 with the second-largest fourth-quarter comeback in franchise history, overcoming a 34-17 deficit to beat the San Diego Chargers 38-37. Quarterback Gus Frerotte, replacing the injured Brian Griese, broke Frank Tripucka's 38-year-old franchise passing record (447) with 462 passing yards and tied the team record with five touchdown passes. **DECEMBER 3** — Mike Anderson rushes for 251 yards in a 38-23 win at New Orleans to set an all-time NFL rookie rushing record for a single game. He also broke the franchise single-game rushing mark by posting the fourth best rushing day by any player in NFL history, and set a Broncos record with four touchdowns in the game. Jason Elam also set an NFL record, converting his 304th consecutive point-after attempt, breaking Norm Johnson's previous record of 303. **DECEMBER 23** — The Broncos play their final game ever at Mile High Stadium, defeating San Francisco 38-9 before the second-largest crowd in the stadium's history, 76,098. It was the largest crowd ever for a Broncos regular season game, and those in attendance were treated to an outstanding performance from the home team on this historic day. The Broncos set franchise single-season records for passing yards (4,243) and total yards (6,554) with the latter figure ranking fifth in NFL history. Ed McCaffrey and Rod Smith each hit the 100-catch mark for the season — becoming just the second pair of teammates to do so in the same season in NFL history — with McCaffrey (101) breaking Lionel Taylor's 39-year old franchise record (100) while Smith ties it. Smith shatters the club record with 1,602 receiving yards for the season. Running back Mike Anderson sets franchise rookie rushing records with 1,487 yards and 15 touchdowns for the season.

2001

FEBRUARY 4 — The Broncos are represented at the annual AFC-NFC Pro Bowl in Honolulu by quarterback Brian Griese, center Tom Nalen, defensive tackle Trevor Pryce and wide receiver Rod Smith. Griese and Nalen are unable to play because of injuries. **MAY** — The Broncos conclude season ticket renewals and waiting list additions for 2001, leading to an anticipated 32nd consecutive season of home sellouts, in their first season at INVESCO Field at Mile High. **AUGUST 25** — The Broncos play their first preseason game at INVESCO Field at Mile High vs. the New Orleans Saints, winning 31-24. **SEPTEMBER 10** — The Broncos officially christen INVESCO Field at Mile High with a season-opening 31-20 win over the New York Giants on *Monday Night Football*. The game is marred only by the broken left leg suffered by wide receiver Ed McCaffrey and further put out of the spotlight the next morning by the terrorist attacks on the United States. **SEPTEMBER 23** — Wide receiver Rod Smith sets a team record with 14 receptions in a 31-17 win at Arizona. **OCTOBER 7** — Cornerback Deltha O'Neal ties an NFL record by

HISTORICAL HIGHLIGHTS, CONT.

becoming the 18th player in league history (19th time) to intercept four passes in one game in Denver's 20-6 defeat of Kansas City at INVESCO Field at Mile High. He joins former Broncos Austin "Goose" Gonsoulin (1960) and Willie Brown (1964) on that list. **NOVEMBER 5** — Kicker Jason Elam becomes one of just 30 players in NFL history to score 1,000 career points, converting four field goals in a 38-28 loss at Oakland on *Monday Night Football*. His second field goal also accounts for the 20,000th point scored in the history of *Monday Night Football*. **NOVEMBER 22** — The Broncos defeat the Dallas Cowboys 26-24 at Texas Stadium on Thanksgiving Day, marking the club's first Thanksgiving Day appearance since 1990.

2002

JANUARY 28 — Ted Sundquist is promoted to general manager after six years as director of college scouting. **FEBRUARY 4** — The Broncos are represented in the annual AFC-NFC Pro Bowl in Honolulu by tight end Dwayne Carswell, kicker Jason Elam, linebacker/special teams player Ian Golf, cornerback Deltha O'Neal, defensive tackle Trevor Pryce, wide receiver Rod Smith and linebacker Al Wilson. Pryce and Smith are unable to play because of injuries. **MAY** — The Broncos conclude season ticket renewals and waiting list additions for 2002, leading to an anticipated 33rd consecutive season of home sellouts. **OCTOBER 20** — Tight end Shannon Sharpe sets an NFL record for a tight end and a franchise receiving record with 214 receiving yards on 13 receptions, including two touchdowns, in Denver's 37-34 come-from-behind overtime win at Kansas City. **DECEMBER 15** — Rookie running back Clinton Portis ties a Broncos record by becoming just the second player in franchise history to score four touchdowns in a game. He scores three times by rush and once receiving in Denver's 31-24 win over Kansas City at INVESCO Field at Mile High. **DECEMBER 29** — Running back Clinton Portis closes his rookie season with a 228-yard rushing effort in a win vs. Arizona at INVESCO Field at Mile High to finish the season with a franchise rookie-record 1,508 rushing yards, the fifth-best rushing season by a rookie in NFL history. His 228 rushing yards tie for the best effort in the NFL in 2002 and tie for the fourth-most by a rookie in a single game in NFL history. Additionally, Portis' two touchdowns on the day give him 17 for the season (15 rushing, 2 receiving), tied for third-most by a rookie in NFL history. For the season, he also posts the second-best yards-per-carry average (5.52) for a rookie in league history.

2003

JANUARY 7 — Running back Clinton Portis is named NFL Offensive Rookie of the Year by the Associated Press. He is the third Bronco to be named either offensive or defensive Rookie of the Year, joining running back Mike Anderson (2000) and linebacker Mike Croel (1991). **JANUARY 20** — Larry Cover is promoted from linebackers coach to defensive coordinator. **FEBRUARY 2** — The Broncos are represented in the annual AFC-NFC Pro Bowl in Honolulu by defensive end Trevor Pryce and linebacker Al Wilson. **MARCH 17** — The Broncos announce that the club will hold training camp in 2003 at its permanent facility in Dove Valley in suburban Denver after 21 years at the University of Northern Colorado in Greeley. **APRIL 18** — Construction begins at the Broncos' Dove Valley training complex on a third outdoor practice field, to feature a FieldTurf™ artificial surface. **MAY** — The Broncos conclude season ticket renewals and waiting list additions for 2003, leading to an anticipated 34th consecutive season of home sellouts. **JUNE 10** — Crews begin to install FieldTurf™ surface on new third practice field, initiating a two-week installation process. **JULY 24** — The Broncos open training camp at the Paul D. Bowlen Memorial Broncos Centre, the first training camp to be held at the team's permanent training facility in suburban Denver. **NOVEMBER 16** — Wide receiver Rod Smith returns a punt 65 yards for a touchdown vs. San Diego. Coupled with Deltha O'Neal's 57-yard punt return for a score in the Broncos previous game vs. New England (Nov. 3), the Broncos become the first team in NFL history to have a different player return a punt for a touchdown in back-to-back games. **DECEMBER 14** — Jason Elam scores his 1,300th career point, reaching that milestone in fewer games than any player in NFL history (170). **DECEMBER 21** — The Broncos defeat Indianapolis 31-17 at the RCA Dome in an ESPN-televvised Sunday night game to clinch the organization's first playoff berth since the 2000 season. In the game, Rod Smith passes Terrell Davis (8,887 yards) for the most career total yards from scrimmage by a Bronco, and Shannon Sharpe passes Henry Elard (814) for ninth place on the all-time NFL receptions list.

2004

JANUARY 31 — John Elway is elected to the Pro Football Hall of Fame in his first year of eligibility, becoming the first Bronco in the Hall to have played his entire career with the team. Elway joins Bob Brown, Carl Eller and Barry Sanders in the Hall of Fame's Class of 2004 with enshrinement scheduled for Aug. 8. **FEBRUARY 8** — The Broncos are represented in the annual AFC-NFC Pro Bowl in Honolulu by center Tom Nalen, running back Clinton Portis and linebacker Al Wilson. **MID-FEBRUARY** — Construction begins on a \$4 million renovation and expansion project to upgrade the team's headquarters, the Paul D. Bowlen Memorial Broncos Centre, in suburban Denver. Included in the project is a new strength and conditioning center that houses the team's weight room, an indoor conditioning area and a new home for the field-maintenance department. The new weight room is approximately 9,000 square feet in size, nearly three times the size of the previous weight room. Also included in the renovation project is an expanded training room and a cafeteria that seats approximately 120. **MAY** — The Broncos conclude season ticket renewals and waiting list additions for 2004, leading to an anticipated 35th consecutive season of home sellouts. **JULY** — The \$4 million renovation and expansion of the team's permanent training facility is completed in time for the opening of training camp. **SEPTEMBER 24** — Mike Shanahan becomes one of an elite group of coaches to post 100 total wins in their first 10 seasons with one club with Denver's 23-13 triumph over San Diego. **OCTOBER 10** — Reuben Droughns' 193 rushing yards against Carolina mark the most by a Broncos player in his first start at running back and the ninth-highest regular-season game total in franchise history (10th most in any game). **NOVEMBER 7** — After a three-catch, 29-yard, one-touchdown performance against Houston, wide receiver Rod Smith passes Shannon Sharpe to become the franchise leader in receptions and touchdown receptions passing Sharpe's totals of 675 and 55, respectively. **DECEMBER 5** — Kicker Jason Elam, in his 184th outing, against San Diego becomes the fastest NFL player to eclipse the 1,400-point plateau, reaching the milestone faster than Nick Lowery's mark of 203 contests. **DECEMBER 25** — On Christmas night, the Broncos defeat the Tennessee Titans 37-16 in Nashville, earning Shanahan his 100th regular-season win as Broncos head coach.

2005

JANUARY 2 — Quarterback Jake Plummer brings his final season passing yards total to a franchise-record 4,089 yards in the regular-season finale against Indianapolis. In the same game, he ties John Elway's franchise record with 27 touchdown passes in a single season. Linebacker D.J. Williams becomes the first rookie in franchise history to lead the team in tackles with 114. The Broncos' offense yields a franchise-low 15.0 sacks, marking the third-fewest in the NFL for the year. The team earns its second consecutive trip to the postseason. **FEBRUARY 13** — Newcomers John Lynch and Champ Bailey both play in the Pro Bowl. **MARCH** — The renovation of the locker room at the team's headquarters, the Paul D. Bowlen Memorial Broncos Centre, is complete. **MAY** — The Broncos conclude season ticket renewals and waiting list additions for 2005, leading to an anticipated 36th consecutive season of home sellouts. **SEPTEMBER 26** — Wide receiver Rod Smith becomes the first undrafted player in NFL history to reach 10,000 career receiving yards with a 19-yard catch from Jake Plummer in the third quarter of a home *Monday Night Football* game against the Chiefs. **OCTOBER 16** — The Broncos tie an NFL record by not committing a turnover for the fourth consecutive game during their victory against New England. **NOVEMBER 24** — Jake Plummer's streak of consecutive passes without an interception ends at 229 attempts with a second-quarter interception at Dallas in the Broncos' 24-21 overtime win against the Cowboys on Thanksgiving Day. Plummer's 229 attempts without an interception lasted eight complete games and 34 quarters and was the fourth-longest in the NFL since 1996. **DECEMBER 11** — Mike Shanahan becomes the Broncos' all-time leader in career victories, collecting his 118th career win with Denver's 12-10 win against Baltimore at INVESCO Field at Mile High. Champ Bailey records an interception for the fifth consecutive game, setting a franchise record. **DECEMBER 17** — With a win at Buffalo, the Broncos clinch a playoff berth for the third consecutive season, tying for the longest streak of consecutive postseason appearances in franchise history. **DECEMBER 24** — The Broncos defeat the Oakland Raiders 22-3 on Dec. 24 at INVESCO Field at Mile High to post a perfect home record (8-0) for the fifth time in team history. The win also clinched the club's 10th division title and first since the 1998 season as well as the No. 2 seed in the AFC Playoffs. **DECEMBER 31** — Denver concludes the regular season with a 23-7 win at San Diego, putting the team's record at 13-3 to tie for the second-most wins in a season in franchise history. The Broncos finish the year with their second consecutive No. 5 NFL ranking in overall offense

(360.4 ypg.) and post the second-highest rushing total (2,539 yds.) in club annals. Denver's run defense ranks second in the NFL (85.2 ypg.) and records the third-best single-season mark in team history. The Broncos finish the year ranked second in the NFL with a +20 turnover ratio and set a franchise record with a league-low 16 giveaways. Wide receiver Rod Smith totals his eighth 1,000-yard receiving season (1,105 yds.). The Broncos become only the third team in NFL history to have two 900-yard rushers (Mike Anderson, Tatum Bell), a 1,000-yard receiver (Rod Smith) and a 3,000-yard passer (Jake Plummer) in the same season.

2006

JANUARY 14 — The Broncos defeat the Patriots 27-13 in an AFC Divisional Playoff Game to mark the club's first postseason victory at INVESCO Field at Mile High and propel the team to the AFC Championship Game. The win, which was Denver's first in the postseason since defeating Atlanta to capture Super Bowl XXXIII on Jan. 31, 1999, ended the Patriots' NFL-record 10-game postseason winning streak and halted the title hopes of the two-time defending Super Bowl champions. Kicker Jason Elam becomes Denver's all-time postseason leader in points and field goals against the Patriots. In addition, the win gave Head Coach Mike Shanahan more postseason victories (8) than any coach in Broncos history. **JANUARY 22** — The Broncos host the Steelers in the AFC Championship Game at INVESCO Field at Mile High but lose 34-17, marking the club's first home loss in a conference championship game (4-1). **FEBRUARY 12** — Cornerback Champ Bailey, safety John Lynch, wide receiver Rod Smith and linebacker Al Wilson play in the Pro Bowl. Quarterback Jake Plummer was selected to play in the all-star game as an alternate but was unable to participate due to an injury. **FEBRUARY 22** — The Broncos extended the contract of General Manager Ted Sundquist through the 2008 season with an option for the 2009 campaign. **APRIL 29** — On the first day of the 2006 NFL Draft, the Broncos acquire the 11th overall pick from St. Louis (in exchange for the 15th overall pick and a 2006 third-round choice) and select highly touted Vanderbilt quarterback Jay Cutler. **MAY** — The Broncos conclude season ticket renewals and waiting list additions for 2006, leading to an anticipated 37th consecutive season of home sellouts. **SEPTEMBER 10** — In the Broncos' season opener at St. Louis, wide receiver Rod Smith becomes the 15th player in NFL history to record 800 career receptions. **OCTOBER 9** — Head Coach Mike Shanahan coaches his 200th career regular season game against Baltimore on *Monday Night Football* as the Broncos defeat the Ravens 13-3. Shanahan's 125 wins through his first 200 games tie for the third most by a coach in the Super Bowl era (since 1966). **OCTOBER 22** — By allowing only one touchdown in its 17-7 win at Cleveland, Denver becomes the first team since the 1934 Detroit Lions to allow two or fewer touchdowns through its first six games of a season. **NOVEMBER 5** — The Broncos play their 700th all-time regular season game at Pittsburgh and defeat the Steelers 31-20. **NOVEMBER 23** — The Broncos visit the Chiefs on Thanksgiving Night in the first-ever game broadcast live by NFL Network but suffer a 19-10 loss to Kansas City. **NOVEMBER 27** — Rookie Jay Cutler is named the Broncos' starting quarterback by Head Coach Mike Shanahan at a Monday press conference, replacing Jake Plummer. **DECEMBER 3** — Jay Cutler makes the first start of his career in a *Sunday Night Football* game against Seattle at INVESCO Field at Mile High. He completes 10-of-21 passes for 143 yards with two touchdowns and two interceptions as Denver loses to the Seahawks, 23-20. **DECEMBER 24** — With two touchdown passes against Cincinnati, Jay Cutler becomes the first rookie in NFL history to throw multiple touchdown passes in each of his first four games. **DECEMBER 31** — Denver concludes the regular season with a 26-23 overtime loss at home to San Francisco, ending the club's three-year streak of advancing to the playoffs. The Broncos finish the year with a 9-7 record, marking their fifth consecutive year with a winning record to tie for the longest such streak in franchise history. Cornerback Champ Bailey ties for the NFL lead with 10 interceptions, the second-highest total in franchise history, and leads the league with 11 takeaways as he finishes second in voting for NFL Defensive Player of the Year (Associated Press). Quarterback Jay Cutler posts the second-highest touchdown percentage (6.6) among NFL rookies since 1970 (min. 125 attempts). Running back Tatum Bell records the first 1,000-yard rushing season of his career with 1,025 rushing yards while running back Mike Bell posts the fourth-highest rushing total (677) by any undrafted rookie in the NFL since 1967. Kicker Jason Elam sets a franchise single-season record for field-goal accuracy (93.1%) by connecting on 27-of-29 attempts. Denver sets a franchise record for a 16-game season by committing only 67 penalties for a club all-time low of 478 yards.

2007

JANUARY 1 — Cornerback Darrent Williams, a 2005 second-round draft choice by the Broncos, dies at age 24. The entire football team travels by charter flight to Fort Worth, Texas, to attend his funeral on January 6. **FEBRUARY 10** — Cornerback Champ Bailey and safety John Lynch play in the Pro Bowl while linebacker Al Wilson, selected to the all-star game, does not play because of a thumb injury. **FEBRUARY 24** — Running back Damien Nash, a second-year player who completed his first season with the Broncos in 2006, dies at age 24. A large contingent of his teammates attends his funeral in St. Louis on March 5. **APRIL 10** — Broncos President and CEO Pat Bowlen is inducted into the Colorado Sports Hall of Fame. **APRIL 12** — Broncos safety John Lynch is named winner of the National Football League Players Association's Byron "Whizzer" White Award. **MAY** — The Broncos conclude season ticket renewals, and waiting list additions for 2007, leading to an anticipated 38th consecutive season of home sellouts. **SEPTEMBER 23** — Terrell Davis is inducted into the Denver Broncos Ring of Fame in a ceremony held at halftime of Denver's game against Jacksonville. He is the 21st inductee into the prestigious group. **NOVEMBER 19** — In front of a national television audience on *Monday Night Football*, the Broncos score four touchdowns of at least 40 yards (2 pass, 1 rush, 1 punt return) in the same game for the first time in club history en route to defeating Tennessee 34-20. **DECEMBER 31** — The Broncos conclude their 2007 season with a 7-9 record following their 22-19 overtime victory at home against Minnesota. Denver's 7-9 record ended its club-record tying seven-year streak of posting at least a .500 winning percentage. Kicker Jason Elam's 30-3 yard field goal in overtime proves to be the game winner, making him the NFL's first kicker since the 1970 NFL merger to convert four game-winning walk-off field goals in the same year. Wide receiver Brandon Marshall totals his third 10-catch game (114 yds., 1 TD) in the last four weeks and finishes the year with the third-most receptions (102) by a second-year player in NFL history while posting the second and third-best respective single-season outputs for catches and receiving yards (1,325) by a Bronco in club annals. Selvin Young becomes the first undrafted player ever to lead Denver in rushing, posting the third-most rushing yards (729) by an undrafted rookie in NFL history.

2008

JANUARY 11 — Joe Ellis is promoted to Chief Operating Officer for the Broncos. Ellis spent the previous 10 seasons as the Broncos' Executive Vice President of Business Operations. **FEBRUARY 2** — Tackle Gary Zimmerman is elected to the Pro Football Hall of Fame and joins John Elway as the second player who spent a primary portion of his career with the Broncos to be honored by the Hall. Zimmerman is joined in his class by Fred Dean, Darrell Green, Art Monk, Emmitt Thomas and Andre Tippett with enshrinement ceremonies scheduled for Aug. 2. **FEBRUARY 10** — Cornerback Champ Bailey and safety John Lynch both start in the Pro Bowl with both players making their fourth consecutive all-star appearances. Bailey's eight career Pro Bowl selections tie for the second most by a cornerback in NFL history while Lynch's nine career all-star selections rank second among safeties in league annals. **FEBRUARY 15** — Wide receiver Rod Smith, the Broncos' all-time leading receiver who spent the entire 2007 campaign on the physically unable to perform list due to a hip injury, is placed on the reserve/retired list. **FEBRUARY 19** — Bob Howsam, the founding owner of the Broncos who brought professional football to Denver, passes away. He helped form the American Football League in 1959 and also spearheaded the construction of Bears Stadium, which was later expanded to become Mile High Stadium. **MAY 6** — Jim Goodman is promoted to Vice President of Football Operations/Player Personnel for the Broncos. **MAY** — The Broncos conclude season ticket renewals and waiting list additions for 2008, leading to an anticipated 39th consecutive season of home sellouts. **SEPTEMBER 14** — In a 39-38 win over San Diego, the Broncos become just the third team in NFL history to give up the opportunity for a tie and win a game with a two-point conversion. Wide receiver Brandon Marshall's 18 receptions are a franchise record and tie for the second-highest single-game total in NFL history. **NOVEMBER 6** — With their 34-30 comeback win at Cleveland on *Thursday Night Football*, the Broncos become just the second original AFL team to reach 400 overall victories. **DECEMBER 28** — Denver concludes the 2008 season with an 8-8 record following a 52-21 loss at San Diego in a game that decided the AFC West champion. Quarterback Jay Cutler's 4,526 passing yards for the year were a club single-season record and made him just the third player in league history with three years' experience or less to reach the 4,500-yard passing mark. With 104 catches, wide receiver Brandon Marshall becomes just the second Bronco in club history with consecutive 100-reception outputs. Wide receiver Eddie Royal posts the second-most receptions (91) by a rookie in NFL history. The Broncos set a club record and tie for the NFL lead in fewest sacks allowed (12). **DECEMBER 30** — Mike Shanahan is relieved from his position as Executive Vice President of Football Operations/Head Coach of the Broncos. Shanahan guided Denver to consecutive Super Bowl victories in 1997-98 along with seven postseason berths and finished his 14-year head coaching career as the franchise's all-time winningest coach with a 146-91 (.616) overall record.

HISTORICAL HIGHLIGHTS, CONT.

2009

JANUARY 12 — Josh McDaniels is introduced as the 12th head coach in Broncos history after spending eight seasons on the coaching staff of the New England Patriots, helping the club win three Super Bowl titles. **FEBRUARY 8** — Quarterback Jay Cutler, wide receiver Brandon Marshall and center Casey Wiegmann play in the Pro Bowl. **FEBRUARY 12** — Brian Xanders is promoted to general manager after spending the 2008 season as Denver's assistant general manager. **APRIL 2** — The Broncos acquire quarterback Kyle Orton along with a first-round pick in 2009 and '10 as well as a third-round pick in '09 from the Bears in exchange for quarterback Jay Cutler and a fifth-round pick in '09. **MAY** — The Broncos conclude season ticket renewals and waiting list additions for 2009, leading to an anticipated 40th consecutive season of home sellouts. **MAY 12** — Tight end Shannon Sharpe is elected as the 22nd member of the Broncos Ring of Fame. **SEPTEMBER 13** — Denver kicks off its 50th season of professional football as one of eight original American league teams. With Denver trailing Cincinnati 7-6 with 28 seconds to play in their season opener, Kyle Orton's pass intended for Brandon Marshall is tipped by a Bengals defender into the hands of Broncos wide receiver Brandon Stokley, who races 62 yards down the left sideline for the game-winning score. In all, the 67-yard touchdown marked the longest game-winning touchdown from scrimmage in the final minute of the fourth quarter of a game in NFL history. Josh McDaniels earns his first victory as an NFL head coach. **SEPTEMBER 20** — Sharpe is inducted into the club's Ring of Fame in a halftime ceremony during Denver's regular-season home opener against Cleveland. Outside linebacker/defensive end Elvis Dumervil ties a club record with four sacks against the Browns. **OCTOBER 11** — The Broncos don their "throwback" uniforms from the 1960-61 seasons in a 20-17 overtime win over New England: The team wore mustard gold jerseys with brown pants, vertically-striped brown and gold socks and brown helmets with numbers on the sides. **OCTOBER 19** — Wide receiver Eddie Royal returns a kickoff (93 yds.) and punt (71 yds.) for a touchdown in Denver's 34-23 win at San Diego to help the Broncos improve to 6-0 on the season. It marked just the 11th time in NFL history (6th since the merger) that a player accomplished that feat in a game. The 6-0 start tied McDaniels for the third best start by a rookie head coach since 1930 as he joined Red Miller (1977) as only the second head coach in Denver history to win his first six games with the club. **DECEMBER 13** — Wide receiver Brandon Marshall sets an NFL record with 21 receptions (200 yds.) in a 28-16 loss at Indianapolis. **DECEMBER 27** — Dumervil records two sacks in Denver's 30-27 loss at Philadelphia to set a Broncos single-season sack record (17).

2010

JANUARY 3 — Denver concludes its 50th season with an 8-8 record following a 44-24 loss to the Kansas City Chiefs. **JANUARY 31** — Cornerback Champ Bailey, tackle Ryan Clady, safety Brian Dawkins, outside linebacker/defensive end Elvis Dumervil and wide receiver Brandon Marshall play in the Pro Bowl. **FEBRUARY 6** — Running back Floyd Little is elected to the Pro Football Hall of Fame, joining John Elway (1983-98) and Gary Zimmerman (1993-97) as one of three Pro Football Hall of Famers who spent a primary portion of their career with the Broncos. Little joins Russ Grimm, Rickey Jackson, Dick LeBeau, John Randle, Jerry Rice and Emmitt Smith in the Hall of Fame Class of 2010 with enshrinement scheduled for Aug. 7. **SEPTEMBER 20** — Wide receiver Kenny McKinley dies at age 23; the team wears McKinley's No. 11 jersey emblem in remembrance for the rest of the season. **OCTOBER 31** — The Broncos play their first regular-season game on the soil when they drop a 24-16 decision to the San Francisco 49ers in London as part of the International Series. **DECEMBER 6** — Josh McDaniels is relieved of his duties as head coach of the Broncos. Eric Studesville, who tutored the running backs in his first season with the Broncos, takes over as the interim head coach for the season's final four games. **DECEMBER 19** — Rookie quarterback Tim Tebow makes his first career start in a 39-23 loss against Oakland, finishing with the highest passer rating (100.5/7-16-138 yds., TD) by a Broncos rookie making his first NFL start and adding 78 yards rushing to mark the third-highest rushing total by a Broncos quarterback in team history. **DECEMBER 27** — Wide receiver Brandon Lloyd is named to his first career Pro Bowl. The ninth-year pro finished the season as the first player in team history to lead the NFL in receiving yards (1,448), while also setting career highs in receptions (77), receiving average (18.8) and receiving touchdowns (11).

2011

JANUARY 2 — Denver concludes the regular season with a 4-12 record after a 33-28 loss to San Diego at INVESCO Field at Mile High. **JANUARY 5** — Hall of Fame quarterback John Elway is named Executive Vice President of Football Operations and Joe Ellis is appointed as President of the Broncos. **JANUARY 13** — John Fox is named the 14th head coach in team history after spending the previous nine years at the helm of the Carolina Panthers, where he led the team to two NFC South titles and an appearance in Super Bowl XXXVIII. **JANUARY 27** — Cornerback Champ Bailey was selected to his 10th career Pro Bowl, passing Hall of Famer Mike Haynes for the most Pro Bowls in NFL history at the cornerback position. **JANUARY 31** — Longtime college scout Cornell Green is named AFC Scout of the Year by the Fritz Pollard Alliance. **FEBRUARY 5** — Tight end Shannon Sharpe is elected to the Pro Football Hall of Fame, joining Richard Dent, Marshall Faulk, Chris Hanburger, Les Richter, Ed Sabol and Deion Sanders in the Hall of Fame Class of 2011 with enshrinement scheduled for Aug. 6. **FEBRUARY 25** — Head Athletic Trainer Steve Anderson is honored as the 2011 Fair-Cain Memorial Award recipient at the NFL Physicians Society Scientific Meeting in Indianapolis. **AUGUST 16** — The Metropolitan Football Stadium District agrees on head coach of Sports Authority to rename the Broncos' stadium Sports Authority Field at Mile High. **OCTOBER 9** — Quarterback Kyle Orton is replaced by quarterback Tim Tebow at halftime of the Broncos' 29-24 loss to the San Diego Chargers. Tebow went on to lead the Broncos to a 7-4 record down the stretch—including six consecutive wins at one point—as a starter. **DECEMBER 27** — Cornerback Champ Bailey, defensive end Elvis Dumervil and linebacker Von Miller are named to the 2012 Pro Bowl. Bailey becomes one of just six players in NFL history to be selected to 11 Pro Bowls. Miller becomes just the second Broncos rookie (K David Treadwell, 1989) to be selected to the league's annual All-Star Game as a rookie.

2012

JANUARY 1 — Denver loses to the Kansas City Chiefs by a score of 7-3 but still manages to capture its first AFC West title and postseason berth in six seasons. The Broncos set a team record with 2,632 rushing yards on the season. **JANUARY 8** — Quarterback Tim Tebow finds wide receiver Demaryius Thomas for an 80-yard touchdown on the first play of overtime to give Denver a 29-23 win over the Pittsburgh Steelers in their AFC Wild Card matchup. Head Coach John Fox becomes just the third head coach since the 1970 merger to take over a team with four or fewer victories the season before and lead it to a division title and a playoff win in his first season. **JANUARY 11** — Former Broncos Owner Edgar Kaiser passes away at the age of 69. **JANUARY 14** — The Broncos fall to the New England Patriots 45-10 to end their 2011 season with an overall record of 9-9. **JANUARY 17** — Offensive tackle Ryan Clady and Willis McGahee are added to the AFC Pro Bowl roster and Matt Russell is promoted to director of player personnel after serving the previous three seasons as the club's director of college scouting. **JANUARY 28** — The Broncos name Jack Del Rio as the team's seventh defensive coordinator in seven seasons. **FEBRUARY 3** — Denver hires former agent Mike Sullivan as the team's director of football administration. **FEBRUARY 4** — Linebacker Von Miller is named NFL Defensive Rookie of the Year by the Associated Press to become the first Broncos player to win the award since linebacker Mike Croel in 1991. **MARCH 20** — The Broncos sign quarterback Peyton Manning, the only four-time MVP in NFL history. **MARCH 21** — Denver trades quarterback Tim Tebow to the New York Jets. **MAY** — The Broncos conclude season ticket renewals and waiting list additions for 2012, leading to an anticipated 43rd consecutive season of home sellouts. **MAY 7** — The Broncos and General Manager Brian Xanders part ways... Xanders had worked for the club since 2008 when he was hired as an assistant general manager. **MAY 17** — Former wide receiver Rod Smith is selected as the 23rd member of the Denver Broncos Ring of Fame. **SEPTEMBER 9** — Broncos win their season opener 31-19 over the Pittsburgh Steelers as Peyton Manning became the third (and fastest) player in NFL history to throw 400 touchdowns. **OCTOBER 15** — Tailing the San Diego Chargers 24-0 at halftime on *Monday Night Football*, the Broncos tie for the largest comeback in team history (and tie for the largest road comeback in NFL history) with a 35-24 win. **DECEMBER 26** — Five Broncos are named to the AFC Pro Bowl squad: cornerback Champ Bailey, tackle Ryan Clady, defensive end Elvis Dumervil, quarterback Peyton Manning and linebacker Von Miller. **DECEMBER 30** — Denver finishes the regular season with a 13-3 record and the AFC's No. 1 seed by completing a sweep of its AFC West opponents with a 38-3 win against the Kansas City Chiefs... Broncos Head Coach John Fox captures his 100th overall career win in the season finale and Denver ends the year on an 11-game win streak (all by 7+points to tie for the second-longest streak in league history).

2013

JANUARY 12 — Denver's season ends with a 38-35 overtime loss to the eventual Super Bowl-champion Baltimore Ravens in the coldest playoff game (13°) in team history. **JANUARY 17** — Quarterbacks Coach Adam Gase is promoted to offensive coordinator after former O.C. Mike McCoy is hired as head coach of the San Diego Chargers. **JANUARY 26** — Offensive guard Zane Beadles and wide receiver Demaryius Thomas are added to the Pro Bowl roster to represent the first such honor of each of their careers. **FEBRUARY 2** — Quarterback Peyton Manning is named Associated Press Comeback Player of the Year in addition to receiving first-team All-Pro honors. **MAY 7** — Tom Heckert is hired as the team's director of pro personnel. **SEPTEMBER 5** — The Broncos host the NFL Kickoff Game against the Super Bowl-champion Baltimore Ravens and avenge their loss to the club with a 49-27 win in which quarterback Peyton Manning ties an NFL record with seven passing touchdowns. **SEPTEMBER 27** — Ring of Fame Plaza is unveiled at Sports Authority Field at Mile High featuring pillars honoring each of the Ring's distinguished members. **NOVEMBER 4** — Head Coach John Fox undergoes a successful aortic valve replacement surgery after falling ill during the team's bye week. Defensive Coordinator Jack DelRio is named the interim head coach and guides the Broncos to a 4-1 record during John Fox's recovery. **NOVEMBER 10** — The Broncos beat the Chargers 28-20 in Del Rio's debut as interim head coach and Owner Pat Bowlen earns his 300th career win to become the first owner in professional football history to reach 300 victories in 30 years. **NOVEMBER 19** — The Broncos break ground on a \$35 construction and renovation project at their team headquarters, including a new indoor practice facility west of the existing facility. **DECEMBER 8** — Head Coach John Fox returns to the sidelines during Denver's 51-28 win against Tennessee that saw kicker Matt Prater boot an NFL-record 64-yard field goal. **DECEMBER 15** — Quarterback Peyton Manning is named *Sports Illustrated's* 2013 Sportsman of the Year. **DECEMBER 22** — The Broncos clinch their third consecutive AFC West title with a 37-13 win against Houston. Quarterback Peyton Manning breaks the single-season NFL record with his 51st passing touchdown of the season. **DECEMBER 29** — Denver closes out its regular season with a 34-14 win against Oakland. The Broncos end the year scoring the most points (606) in league history and Manning breaks the NFL single-season mark with 5,477 passing yards (and extends his single-season touchdown record to 55).

2014

JANUARY 19 — The Broncos earn their seventh Super Bowl trip in team history with a 26-16 win against New England in the AFC Championship Game. Peyton Manning becomes the third starting quarterback in NFL history to win a conference title with two different teams. **FEBRUARY 1** — Manning earns his NFL-record fifth Associated Press Most Valuable Player award. **FEBRUARY 2** — Head Coach John Fox becomes the sixth NFL coach to lead multiple teams to the Super Bowl as the Broncos find themselves on the losing end of a 43-8 game in Super Bowl XLVIII. **MAY 6** — Halfback/kicker Gene Mingo, wide receiver/returner Rick Upchurch and head coach Dan Reeves are elected as the newest members of the Broncos Ring of Fame. **JULY 23** — The Broncos announce that Owner Pat Bowlen has been privately battling Alzheimer's disease and is no longer able to be part of the team's daily operations... It is disclosed that the franchise is being held in a trust—the Pat Bowlen Trust—overseen by non-family trustees with President & CEO Joe Ellis continuing to operate the team with full authority on all matters. **OCTOBER 5** — Demaryius Thomas establishes a franchise record with 226 receiving yards against Arizona. Manning throws his 500th career touchdown pass to join Brett Favre in the exclusive 500 TD Club. **OCTOBER 9** — Manning throws three touchdowns against San Francisco to give him 509 for his career, passing Favre (508) for the most in NFL history. **DECEMBER 14** — Denver earns a 22-10 victory against San Diego to earn its fourth consecutive AFC West Division title. The game marks the Broncos' 12th straight divisional road win to tie for the longest such streak in league history. **DECEMBER 7** — Manning's streak of 51 consecutive games with at least one touchdown pass—the third-longest streak all-time—comes to an end in Denver's Week 14 win against Buffalo. **DECEMBER 23** — An NFL-high nine Broncos are initially selected to play in the 2015 Pro Bowl. **DECEMBER 28** — Denver closes out its regular season with a 47-14 win against Oakland to earn the AFC's No. 2 playoff seed.

2015

JANUARY 12 — The Broncos and Head Coach John Fox mutually part ways following Denver's 24-13 loss to Indianapolis in the AFC Divisional Playoffs. **JANUARY 19** — Former Broncos quarterback and offensive coordinator Gary Kubiak is named the 15th head coach in franchise history. Running back C.J. Anderson becomes the 11th Bronco to be named to the 2015 Pro Bowl, representing the most selections in a single year in team history. **MAY 13** — Broncos Owner Pat Bowlen is elected as the 28th member of the club's Ring of Fame. **SEPTEMBER 13** — Denver beats Baltimore 19-13 in Week 1 to give Gary Kubiak a win in his Broncos debut as head coach. **SEPTEMBER 17** — The Broncos earn a 31-24 win against the Kansas City Chiefs at Arrowhead Stadium for their NFL-record 13th consecutive divisional road win. **NOVEMBER 1** — Denver (6-0) defeats the previously unbeaten Green Bay Packers (6-0), holding quarterback Aaron Rodgers to just 77 yards passing—the lowest total of his career... Quarterback Peyton Manning earns his 186th career regular-season win to tie Brett Favre for the most by a starting quarterback in NFL history... Broncos Owner Pat Bowlen is officially inducted as the 28th member of the team's Ring of Fame in a halftime ceremony during Denver's game against Green Bay. **NOVEMBER 15** — During Denver's 29-13 loss to Kansas City, Manning breaks Favre's NFL passing yardage record, finishing the game with 71,871 career yards before leaving the game due to injury. **NOVEMBER 22** — With Manning recovering from injury, fourth-year quarterback Brock Osweiler makes his first of seven consecutive starts and leads Denver to a 17-15 win at Chicago against former Head Coach John Fox. **NOVEMBER 29** — Denver erases a 14-point, fourth-quarter deficit to earn a 30-24 overtime win against the previously unbeaten New England Patriots. **DECEMBER 22** — Cornerback Chris Harris Jr., linebacker Von Miller, cornerback Aqib Talib and linebacker DeMarcus Ware are selected to the Pro Bowl. **DECEMBER 28** — Denver snaps a two-game losing streak and clinches its fifth consecutive postseason berth with a 20-17 overtime win against the Cincinnati Bengals at Sports Authority Field at Mile High.

2016

JANUARY 3 — Broncos quarterback Peyton Manning returns from injury in the second half of Denver's regular-season finale against the San Diego Chargers and helps spark the team to a 27-20 win to clinch its fifth consecutive AFC West Division title and the AFC's No. 1 seed. **JANUARY 24** — Denver holds off New England for a 20-18 win in the AFC Championship game to propel the club to its eighth Super Bowl appearance... The Broncos' two-point win against the Patriots was their 11th of the season decided by seven points or less to represent the most in NFL history. **FEBRUARY 7** — Denver captures third World Championship by defeating the Carolina Panthers 24-10 in Super Bowl 50 in Santa Clara, Calif... Linebacker Von Miller becomes just the 16th defensive player to earn Super Bowl MVP honors by totaling 2.5 sacks and two forced fumbles against the Panthers. **FEBRUARY 9** — An estimated 1 million fans gather in downtown Denver for a victory parade and rally to honor the World Champion Denver Broncos. **MARCH 6** — Quarterback Peyton Manning informs the Broncos of his decision to retire and the team holds a press conference the next day at UHealth Training Center to honor the NFL's only five-time MVP. **MAY 17** — Kicker Jason Elam, linebacker Simon Fletcher and safety John Lynch are elected as the newest members of the Broncos Ring of Fame. **JUNE 6** — Broncos coaches, players and football staff visit the White House as guests of President Barack Obama in recognition of the team's victory in Super Bowl 50. **JUNE 12** — Members of the Super Bowl 50 team receive their championship rings in a ceremony and celebration at Sports Authority Field at Mile High. **SEPTEMBER 8** — Denver hosts the NFL Kickoff Game against the Carolina Panthers and comes out with a 21-20 win in a rematch of Super Bowl 50. **OCTOBER 24** — Kicker Jason Elam, linebacker Simon Fletcher and safety John Lynch—are officially inducted into the Broncos Ring of Fame during halftime of Denver's 27-9 win against the Houston Texans on *Monday Night Football*.

2017

JANUARY 1 — The Broncos earn a 24-6 win against the Oakland Raiders in their 2016 season finale to improve to 9-7 and ensure their 29th all-time winning season. **JANUARY 2** — Gary Kubiak steps down as head coach of the Broncos after helping Denver to the second-most wins in the NFL (24) in his two seasons and leading the team to its third Super Bowl title. **JANUARY 11** — Vance Joseph is introduced as the 16th head coach in Broncos history. **MARCH 13** — Outside linebacker DeMarcus Ware informs the Broncos of his decision to retire after three years with the team and 12 seasons overall in the NFL. **AUGUST 5** — Terrell Davis is officially inducted into the Pro Football Hall of Fame in Canto, Ohio. **SEPTEMBER 11** — Vance Joseph becomes the 12th coach in team history to win his regular-season debut, a 24-21 victory over the L.A. Chargers. **NOVEMBER 9** — Red Miller is officially inducted into the Broncos Ring of Fame during halftime of Denver's game against Cincinnati. A Pro Football Hall of Fame logo is unveiled next to Terrell Davis' Ring of Fame placard in a pregame ceremony.

2018

MARCH 14 — The Broncos announce the signing of QB Case Keenum. Denver also trades CB Aqib Talib to the L.A. Rams and QB Trevor Siemian to Minnesota. **APRIL 26** — The Broncos select OLB Bradley Chubb with the fifth selection in the NFL Draft. **AUGUST 23** — Owner Pat Bowlen selected as one of two contributor nominees for the Pro Football Hall of Fame Class of 2019. **OCTOBER 30** — Wide Receiver Demaryius Thomas is traded to Houston in exchange for a fourth-round selection in the 2019 NFL Draft. **NOVEMBER 1** — Bradley Chubb is named the NFL Defensive Rookie of the Month (Oct. **DECEMBER 15** — Linebacker Von Miller passes Ring of Famer Simon Fletcher's for the most sacks (98.0) in franchise history. **DECEMBER 18** — Rookie running back Phillip Lindsay and Miller selected to the Pro Bowl. **DECEMBER 30** — Denver finishes the season 6-10 after losing to the L.A. Chargers 23-9 at Broncos Stadium at Mile High. **DECEMBER 31** — Vance Joseph is relieved of his duties as head coach of the Broncos.

2019

JANUARY 10 — Vic Fangio is introduced at the 17th head coach in Broncos history. **FEBRUARY 2** — Owner Pat Bowlen and cornerback Champ Bailey are selected to the Pro Football Hall of Fame ahead of Super Bowl LIII in Atlanta. **MARCH 13** — Denver acquires quarterback Joe Flacco from Baltimore in exchange for a fourth-round draft pick in the 2019 NFL Draft. **JUNE 13** — Pat Bowlen passes away at the age of 75 following his courageous battle with Alzheimer's disease. **JUNE 18** — The Broncos and the Bowlen family hold an open-house public tribute celebrating the life and career of Pat Bowlen at Broncos Stadium at Mile High, which is attended by more than 5,000 fans, alumni and dignitaries. **AUGUST 3** — Pat Bowlen and Champ Bailey officially inducted into the Pro Football Hall of Fame in Canto, Ohio. **SEPTEMBER 6** — Broncos Field at Mile High officially renamed Empower Field at Mile High in a press conference in front of the Broncos' home stadium. **OCTOBER 11** — Members of the Broncos Top 100 Team are celebrated in a 'Fentennial' event at Empower Field at Mile High. **OCTOBER 13** — Champ Bailey inducted as the 33rd member of the Broncos Ring of Fame. **OCTOBER 22** — Wide receiver Emmanuel Sanders and a 2019 fifth-round selection traded to San Francisco in exchange for third-round and fourth-round selections in the 2020 NFL Draft. **DECEMBER 1** — Quarterback Drew Lock makes his first start and wins four of the next five games to match John Elway for the most wins (4) by a rookie quarterback in team history. **DECEMBER 17** — Linebacker Von Miller selected to his eighth career Pro Bowl, tying him with Pro Football Hall of Famers cornerback Champ Bailey and safety Steve Atwater for the second-most in team history. **DECEMBER 29** — Denver finishes the season 7-9 after defeating the Raiders 16-15.

2020

JANUARY 15 — Courtland Sutton named to his first career Pro Bowl. **FEBRUARY 1** — Safety Steve Atwater selected to the Pro Football Hall of Fame ahead of Super Bowl LIV in Miami. **MARCH 17** — Broncos announce the acquisitions of Pro Bowl cornerback A.J. Bouye (acquired from Jacksonville in exchange for a 2020 fourth-round selection) and defensive lineman Jurrell Casey (acquired from Tennessee in exchange for a 2020 seventh-round selection. **MARCH 23** — Broncos announce the signing of guard Graham Glasgow to a four-year contract. **MARCH 26** — Broncos announce the signing of Pro Bowl running back Melvin Gordon to a two-year contract. **APRIL 6** — Linebacker Von Miller unanimously selected to the NFL's All-Decade Team (2010s)... Cornerback Chris Harris Jr. also selected to the team as a defensive back. **APRIL 23-25** — 2020 NFL Draft takes place remotely due to COVID-19 as the Broncos select 10 players. **APRIL 23-25** — 2020 NFL Draft takes place remotely due to COVID-19 as the Broncos select 10 players. **JUNE 7** — Two-time Super Bowl winning Head Coach Mike Shanahan elected into the Denver Broncos Ring of Fame. **NOVEMBER 29** — With all of Denver's quarterbacks ineligible to play against the New Orleans Saints because of COVID-19 protocols, wide receiver Kendall Hinton is called up from the practice squad and becomes the second non-QB in modern NFL history to throw all of a team's passes in a game.

2021

JANUARY 13 — George Paton is named general manager of the Broncos. **FEBRUARY 6** — Former Broncos safety John Lynch and quarterback Peyton Manning were selected to the Pro Football Hall of Fame Class of 2021. **MAY 17** — Kelly Kleine is hired as Executive Director of Football Operations/Special Advisor to the General Manager, becoming the highest-ranking female ever in NFL scouting. **JUNE 7** — Director of Sports Medicine Steve 'Greek' Antonopoulos announces his retirement after a 45-year career with the Broncos. **JUNE 9** — Peyton Manning is selected as the 35th member of the Broncos Ring of Fame. **JUNE 28** — Wide Receiver Demaryius Thomas announces his retirement with the Broncos. **AUGUST 7** — Safety Steve Atwater officially inducted into the Pro Football Hall of Fame in Canton, Ohio. **AUGUST 8** — John Lynch and Peyton Manning officially inducted into the Pro Football Hall of Fame in Canton, Ohio. **SEPTEMBER 30** — Outside linebacker Von Miller named AFC Defensive Player of the Month for September after recording four sacks and leading the league in TFLs. **OCTOBER 17** — Mike Shanahan inducted as the 34th member of the Broncos Ring of Fame. **OCTOBER 31** — Peyton Manning inducted as the 35th member of the Broncos Ring of Fame. **NOVEMBER 1** — Linebacker Von Miller traded to the Los Angeles Rams in exchange for second-round and third-round selections in the 2022 NFL Draft.

2022

JANUARY 6 — Safety Justin Simmons is named the inaugural Demaryius Thomas Team MVP recipient, which is given to the player who best exhibits Thomas' impact on and off the field and voted on by the local media. **JANUARY 9** — The Broncos part ways with Head Coach Vic Fangio. **JANUARY 27** — Nathaniel Hackett is announced as the 18th head coach in Broncos history. **FEBRUARY 1** — The Pat Bowlen Trust announces the beginning of the sale process for the Denver Broncos. **MARCH 16** — Denver trades tight end Noah Fant, defensive end Shelby Harris, quarterback Drew Lock, first-round, second-round and fifth-round selections in the 2022 NFL Draft and first-round and second-round selections in the 2023 NFL Draft to Seattle for quarterback Russell Wilson and a fourth-round selection in the 2022 NFL Draft. **JUNE 7** — The Pat Bowlen Trust reach an agreement to sell the Broncos to the Walton-Penner Family Group. **JUNE 30** — Former offensive line coach Alex Gibbs and former VP of Public Relations Jim Saccomano honored with the inaugural Awards of Excellence from the Pro Football Hall of Fame. **AUGUST 11** — Damani Leech is named Team President of the Denver Broncos. **NOVEMBER 1** — Outside Linebacker Bradley Chubb and a fifth-round selection in the 2025 NFL Draft traded to the Miami Dolphins in exchange for running back Chase Edmonds, a first-round selection in the 2023 NFL Draft and a fourth-round selection in the 2024 NFL Draft. **DECEMBER 6** — Guard Dalton Risner is announced as the Broncos' nominee for the Walter Payton NFL Man of the Year award. **DECEMBER 14** — Broncos announce more the \$100 million in upgrades for Empower Field at Mile High, which would be completed before the 2023 season. **DECEMBER 21** — Cornerback Pat Surtain II named a starter in the 2023 Pro Bowl Games. **DECEMBER 26** — The Broncos part ways with Head Coach Nathaniel Hackett. Jerry Rosburg, who was hired during the season as a Senior Assistant, takes over as the interim head coach for the season's final two games. **DECEMBER 30** — Wide receiver KJ Hamler announced as the Broncos 2022 Ed Block Courage Award recipient.

2023

JANUARY 5 — Cornerback Pat Surtain II is named the 2022 Demaryius Thomas Team MVP and guard Dalton Risner is recognized as the Darrent Williams Good Guy Award recipient. **JANUARY 13** — Cornerback Pat Surtain II is named first-team Associated Press All-Pro for the first time in his career and safety Justin Simmons is named second-team Associated Press All-Pro for the third time in his career. **FEBRUARY 6** — Sean Payton is announced as the 20th head coach in Denver Broncos history. **FEBRUARY 9** — Former Broncos outside linebacker DeMarcus Ware is selected to the Pro Football Hall of Fame Class of 2023. **APRIL 29** — Denver acquires tight end Adam Trautman and a seventh-round draft pick in the 2023 NFL Draft from New Orleans in exchange for a sixth-round draft pick in the 2023 NFL Draft. **MAY 15** — The Broncos and Centura Health announce a 10-year partnership and training facility naming rights agreement.



ALL-TIME RESULTS

ALL-TIME GAME RESULTS

(* indicates night game)

1960

HEAD COACH: Frank Filchock

PRESEASON (0-5)

Day/Date	Score	W/L	Opponent	Location	Attend.
Fri., Aug. 5*	6-43	L	Boston Patriots	Providence, R.I.	4,706
Sat., Aug. 13*	14-31	L	Buffalo Bills	Rochester, N.Y.	6,200
Sat., Aug. 20*	3-42	L	Houston Oilers	Jeppesen Stadium	19,500
Sat., Aug. 27*	0-48	L	Dallas Texans	Little Rock, Ark.	5,500
Sat., Sept. 3*	30-36	L	Los Angeles Chargers	Los Angeles Coliseum	21,516
	53-192				57,422

REGULAR SEASON (4-9-1 overall / 4th AFL West / 2-4-1 home / 2-5 away)

Day/Date	Score	W/L	Opponent	Location	Attend.	Temp.	Den. QB	Opp. QB
Fri., Sept. 9*	13-10	W	Boston Patriots	Boston Univ. Field	21,597	78°	Tripucka	Songin
Sun., Sept. 18	27-21	W	Buffalo Bills	War Memorial Stadium	15,229	62°	Tripucka	O'Connell
Fri., Sept. 23*	24-28	L	New York Titans	Polo Grounds	20,462	70°	Tripucka	Dorow
Sun., Oct. 2	31-14	W	Oakland Raiders	Bears Stadium	18,372	71°	Tripucka	Flores
Sun., Oct. 16	19-23	L	Los Angeles Chargers	Bears Stadium	19,141	57°	Tripucka	Kemp
Sun., Oct. 23	31-24	W	Boston Patriots	Bears Stadium	12,683	69°	Tripucka	Songin
Sun., Oct. 30	14-17	L	Dallas Texans	Bears Stadium	13,002	45°	Tripucka	Davidson
Sun., Nov. 6	25-45	L	Houston Oilers	Bears Stadium	14,489	53°	Tripucka	Blanda
Sun., Nov. 13	7-34	L	Dallas Texans	Cotton Bowl	21,000	68°	Tripucka	Davidson
Sun., Nov. 20	10-20	L	Houston Oilers	Jeppesen Stadium	20,778	68°	Tripucka	Lee
Sun., Nov. 27	38-38	T	Buffalo Bills	Bears Stadium	7,785	37°	Tripucka	O'Connell
Sun., Dec. 4	27-30	L	New York Titans	Bears Stadium	5,861	33°	Tripucka	Dorow
Sat., Dec. 10	33-41	L	Los Angeles Chargers	Los Angeles Coliseum	9,928	62°	Tripucka	Kemp
Sat., Dec. 17	10-48	L	Oakland Raiders	Candlestick Park	7,000	50°	Tripucka	Flores
(Bye Oct. 9)	309-393				207,327			

1961

HEAD COACH: Frank Filchock

PRESEASON (1-4)

Day/Date	Score	W/L	Opponent	Location	Attend.
Sat., Aug. 12*	13-31	L	Dallas Texans	Midland, Texas	10,000
Sat., Aug. 19*	48-21	W	Oakland Raiders	Spokane, Washington	6,500
Fri., Aug. 25*	27-29	L	Dallas Texans	Fort Worth, Texas	21,710
Fri., Sept. 1*	10-42	L	Houston Oilers	Mobile, Alabama	10,087
Mon., Sept. 4	12-49	L	Oakland Raiders	Candlestick Park	6,300
	110-172				54,597

REGULAR SEASON (3-11 overall / 3rd AFL West / 1-6 away)

Day/Date	Score	W/L	Opponent	Location	Attend.	Temp.	Den. QB	Opp. QB
Sun., Sept. 10	22-10	W	Buffalo Bills	War Memorial Stadium	16,636	85°	Tripucka	O'Connell
Sat., Sept. 16*	17-45	L	Boston Patriots	Boston Univ. Field	14,479	65°	Tripucka	Parilli
Sun., Sept. 24	28-35	L	New York Titans	Polo Grounds	14,381	80°	Tripucka	Dorow
Sun., Oct. 1	19-33	L	Oakland Raiders	Candlestick Park	8,361	73°	Herring	Flores
Sun., Oct. 8	12-19	L	Dallas Texans	Bears Stadium	14,500	44°	Tripucka	Davidson
Sun., Oct. 15	27-24	W	Oakland Raiders	Bears Stadium	11,129	75°	Tripucka	Flores
Sun., Oct. 22	27-10	W	New York Titans	Bears Stadium	12,508	57°	Tripucka	Dorow
Sun., Oct. 29	0-37	L	San Diego Chargers	Balboa Stadium	32,584	66°	Tripucka	Kemp
Sun., Nov. 5	14-55	L	Houston Oilers	Bears Stadium	11,564	35°	Tripucka	Blanda
Sun., Nov. 12	16-19	L	San Diego Chargers	Bears Stadium	7,859	30°	Tripucka	Kemp
Sun., Nov. 19	10-23	L	Buffalo Bills	Bears Stadium	7,645	29°	Tripucka	Green
Sun., Nov. 26	14-45	L	Houston Oilers	Jeppesen Stadium	27,874	80°	Herring	Blanda
Sun., Dec. 3	24-28	L	Boston Patriots	Bears Stadium	9,303	55°	Herring	Songin
Sun., Dec. 10	21-49	L	Dallas Texans	Cotton Bowl	8,000	50°	Herring	Davidson
(Bye Dec. 17)	251-432				196,823			

1962

HEAD COACH: Jack Faulkner

PRESEASON (2-2)

Day/Date	Score	W/L	Opponent	Location	Attend.
Fri., Aug. 10*	17-33	L	Houston Oilers	Atlanta, Ga.	11,500
Sat., Aug. 18*	24-31	L	San Diego Chargers	Balboa Stadium	19,168
Fri., Aug. 24*	27-24	W	Dallas Texans	Fort Worth, Texas	18,000
Fri., Aug. 31*	41-12	W	Oakland Raiders	Stockton, Calif.	5,000
	109-100				53,668

REGULAR SEASON (7-7 overall / 2nd AFL West / 3-4 home / 4-3 away)

Day/Date	Score	W/L	Opponent	Location	Attend.	Temp.	Den. QB	Opp. QB
Fri., Sept. 7*	30-21	W	San Diego Chargers	Univ. of Denver Stadium	28,000	70°	Tripucka	Kemp
Sat., Sept. 15*	23-20	W	Buffalo Bills	War Memorial Stadium	30,577	60°	Tripucka	Dorow
Fri., Sept. 21*	16-41	L	Boston Patriots	Boston Univ. Field	21,038	50°	Tripucka	Parilli
Sun., Sept. 30	32-10	W	New York Titans	Polo Grounds	17,213	66°	Tripucka	Grosscup
Fri., Oct. 5*	44-7	W	Oakland Raiders	Bears Stadium	22,452	56°	Shaw	Davidson
Sun., Oct. 14	23-6	W	Oakland Raiders	Frank Youell Field	7,000	60°	Tripucka	Davidson
Sun., Oct. 21	20-10	W	Houston Oilers	Bears Stadium	34,496	72°	Tripucka	Blanda
Sun., Oct. 28	38-45	L	Buffalo Bills	Bears Stadium	26,051	59°	Tripucka	Rabb
Sun., Nov. 4	23-20	W	San Diego Chargers	Balboa Stadium	20,827	63°	Tripucka	Hadl
Sun., Nov. 11	29-33	L	Boston Patriots	Bears Stadium	28,187	57°	Tripucka	Parilli
Sun., Nov. 18	3-24	L	Dallas Texans	Bears Stadium	23,523	26°	Tripucka	Dawson
Thu., Nov. 22	45-46	L	New York Titans	Bears Stadium	15,776	43°	Tripucka	Green
Sun., Dec. 2	17-34	L	Houston Oilers	Jeppesen Stadium	30,650	70°	Tripucka	Blanda
Sun., Dec. 9	10-17	L	Dallas Texans	Cotton Bowl	19,137	51°	Tripucka	Dawson
(Bye Dec. 16)	353-334				324,927			

1963

HEAD COACH: Jack Faulkner

PRESEASON (2-3)

Day/Date	Score	W/L	Opponent	Location	Attend.	Temp.	Den. QB	Opp. QB
Sat., Aug. 3*	27-10	W	Houston Oilers	Univ. of Denver Stadium	11,445	62°	Slaughter	Blanda
Sun., Aug. 11	19-35	L	Oakland Raiders	Frank Youell Field	9,655	68°	Wood	Davidson
Sat., Aug. 17*	31-25	W	San Diego Chargers	Univ. of Denver Stadium	11,135	65°	Tripucka	Hadl
Fri., Aug. 23*	16-30	L	Kansas City Chiefs	Municipal Stadium	6,865	92°	Shaw	Dawson
Sat., Aug. 31*	14-21	L	Buffalo Bills	Winston-Salem, N.C.	7,000	78°	Tripucka	Kemp
	107-121				46,100			

REGULAR SEASON (2-11-1 overall / 4th AFL West / 2-5 home / 0-6-1 away)

Day/Date	Score	W/L	Opponent	Location	Attend.	Temp.	Den. QB	Opp. QB
Sat., Sept. 7*	7-59	L	Kansas City Chiefs	Univ. of Denver Stadium	21,115	70°	Tripucka	Dawson
Sat., Sept. 14*	14-20	L	Houston Oilers	Jeppesen Stadium	23,147	78°	Tripucka	Blanda
Sun., Sept. 29	14-10	W	Boston Patriots	Bears Stadium	18,636	76°	Slaughter	Parilli
Sun., Oct. 6	50-34	W	San Diego Chargers	Bears Stadium	18,428	80°	McCormick	Rote
Sun., Oct. 13	24-33	L	Houston Oilers	Bears Stadium	24,087	77°	McCormick	Blanda
Fri., Oct. 18*	21-40	L	Boston Patriots	Fenway Park	25,418	64°	Slaughter	Parilli
Sat., Oct. 26*	35-35	T	New York Jets	Polo Grounds	20,377	69°	Slaughter	Wood
Sun., Nov. 3	28-30	L	Buffalo Bills	Bears Stadium	19,424	51°	Slaughter	Kemp
Sat., Nov. 9*	17-27	L	Buffalo Bills	War Memorial Stadium	30,989	46°	Breaux	Kemp
Sun., Nov. 17	9-14	L	New York Jets	Bears Stadium	14,247	36°	Slaughter	Wood
Thu., Nov. 28	10-26	L	Oakland Raiders	Bears Stadium	14,763	40°	McCormick	Flores
Sun., Dec. 8	21-52	L	Kansas City Chiefs	Municipal Stadium	17,443	36°	Slaughter	Dawson
Sun., Dec. 15	31-35	L	Oakland Raiders	Frank Youell Field	15,223	44°	Slaughter	Flores
Sun., Dec. 22	20-58	L	San Diego Chargers	Balboa Stadium	31,312	69°	Breaux	Rote
(Bye Sept. 22)	301-473				298,213			

1964

HEAD COACH: Jack Faulkner (4 games) & Mac Speedie (10 games)

PRESEASON (2-3)

Day/Date	Score	W/L	Opponent	Location	Attend.	Temp.	Den. QB	Opp. QB
Sat., Aug. 8*	20-34	L	San Diego Chargers	Balboa Stadium	26,293	72°	Slaughter	Rote
Fri., Aug. 14*	7-20	L	Oakland Raiders	Bears Stadium	13,545	78°	McCormick	Davidson
Thu., Aug. 20*	32-20	W	Houston Oilers	Jeppesen Stadium	32,127	80°	Lee	Blanda
Fri., Aug. 28*	10-14	L	Kansas City Chiefs	Farrington Field, Fort Worth, Texas	19,500	88°	Lee	Wilson
Sat., Sept. 5*	27-17	W	Boston Patriots	Univ. of Denver Stadium	20,568	78°	Lee	Parilli
	96-105				112,033			

REGULAR SEASON (2-11-1 overall / 4th AFL West / 2-4-1 home / 0-7-1 away)

Day/Date	Score	W/L	Opponent	Location	Attend.	Temp.	Den. QB	Opp. QB
Sat., Sept. 12*	6-30	L	New York Jets	Shea Stadium	45,665	64°	Lee	Wood
Sun., Sept. 20	13-30	L	Buffalo Bills	War Memorial Stadium	28,501	65°	Lee	Kemp
Sun., Sept. 27	17-38	L	Houston Oilers	Bears Stadium	22,651	63°	Lee	Blanda
Sun., Oct. 4	10-39	L	Boston Patriots	Bears Stadium	15,485	59°	Lee	Parilli
— Jack Faulkner out, Mac Speedie in as head coach —								
Sun., Oct. 11	33-27	W	Kansas City Chiefs	Bears Stadium	16,285	54°	Lee	Dawson
Sun., Oct. 18	14-42	L	San Diego Chargers	Balboa Stadium	23,332	73°	Lee	Hadl
Sun., Oct. 25	7-40	L	Oakland Raiders	Frank Youell Field	17,858	54°	Lee	Davidson
Sun., Nov. 1	39-49	L	Kansas City Chiefs	Municipal Stadium	15,053	73°	Slaughter	Dawson
Sun., Nov. 8	20-31	L	San Diego Chargers	Bears Stadium	19,670	73°	Lee	Hadl
Sun., Nov. 15	20-16	W	New York Jets	Bears Stadium	11,309	25°	Lee	Wood
Fri., Nov. 20*	7-12	L	Boston Patriots	Fenway Park	24,979	52°	Lee	Parilli
Sun., Nov. 29	20-20	T	Oakland Raiders	Bears Stadium	15,958	35°	Slaughter	Flores
Sun., Dec. 13	19-30	L	Buffalo Bills	Bears Stadium	14,431	38°	Slaughter	Lamonica
Sun., Dec. 20	15-34	L	Houston Oilers	Jeppesen Stadium	15,839	52°	Slaughter	Blanda
(Bye Dec. 6)	240-438				285,003			

1965

HEAD COACH: Mac Speedie

PRESEASON (1-4)

Day/Date	Score	W/L	Opponent	Location	Attend.	Temp.	Den. QB	Opp. QB
Sat., Aug. 7*	24-30	L	Kansas City Chiefs	Univ. of Denver Stadium	17,707	77°	Slaughter	Dawson
Sat., Aug. 14*	27-17	W	Oakland Raiders	Univ. of Utah Stadium, S.L.C., Utah	18,000	68°	McCormick	Flores
Sat., Aug. 21*	6-21	L	San Diego Chargers	Univ. of Denver Stadium	18,913	62°	Lee	Breaux
Sat., Aug. 28*	3-25	L	Houston Oilers	Alamo Stadium, San Antonio, Texas	12,666	88°	Slaughter	Trull
Sat., Sept. 4*	20-30	L	Oakland Raiders	Hughes Stadium, Sacramento, Calif.	14,550	70°	McCormick	Flores
	80-123				81,836			

REGULAR SEASON (4-10 overall / 4th AFL West / 2-5 home / 2-5 away)

Day/Date	Score	W/L	Opponent	Location	Attend.	Temp.	Den. QB	Opp. QB
Sat., Sept. 11*	31-34	L	San Diego Chargers	Balboa Stadium	27,022	65°	Slaughter	Hadl
Sun., Sept. 19	15-30	L	Buffalo Bills	Bears Stadium	30,682	46°	Slaughter	Kemp
Fri., Sept. 24*	27-10	W	Boston Patriots	Fenway Park	26,782	69°	Slaughter	Parilli
Sun., Oct. 3	16-13	W	New York Jets	Bears Stadium	34,988	83°	McCormick	Namath
Sun., Oct. 10	23-31	L	Kansas City Chiefs	Bears Stadium	31,001	79°	Slaughter	Beathard
Sun., Oct. 17	28-17	W	Houston Oilers	Bears Stadium	32,492	56°	McCormick	Blanda
Sun., Oct. 24	13-31	L	Buffalo Bills	War Memorial Stadium	45,046	40°	McCormick	Kemp
Sun., Oct. 31	10-45	L	New York Jets	Shea Stadium	53,717	72°	Slaughter	Taliaferro
Sun., Nov. 7	21-35	L	San Diego Chargers	Bears Stadium	33,073	63°	Slaughter	Hadl
Sun., Nov. 14	31-21	W	Houston Oilers	Rice Stadium	28,126	76°	McCormick	Blanda
Sun., Nov. 21	20-28	L	Oakland Raiders	Bears Stadium	30,369	52°	McCormick	Flores
Sun., Dec. 5	13-24	L	Oakland Raiders	Frank Youell Field	19,023	51°	Slaughter	Flores
Sun., Dec. 12	20-28	L	Boston Patriots	Bears Stadium	27,207	48°	Lee	Parilli
Sun., Dec. 19	35-45	L	Kansas City Chiefs	Municipal Stadium	14,421	44°	McCormick	Dawson
(Bye Nov. 28)	303-392				435,778			

1966

HEAD COACH: Mac Speedie (2 games) & Ray Malavasi (12 games)

PRESEASON (1-3)

Day/Date	Score	W/L	Opponent	Location	Attend.	Temp.	Den. QB	Opp. QB
Sat., Aug. 6*	30-32	L	Kansas City Chiefs	Univ. of Denver Stadium	17,771	80°	Slaughter	Dawson
Fri., Aug. 12*	3-25	L	Buffalo Bills	War Memorial Stadium	30,476	63°	Slaughter	Lamonica
Wed., Aug. 24*	28-16	W	Miami Dolphins	Memphis, Tenn.	18,442	68°	McCormick	Wilson, E.
Sun., Aug. 28	21-52	L	Oakland Raiders	Bears Stadium	14,074	84°	McCormick	Davidson
	82-126				80,763			

REGULAR SEASON (4-10 overall / 4th AFL West / 3-4 home / 1-6 away)

Day/Date	Score	W/L	Opponent	Location	Attend.	Temp.	Den. QB	Opp. QB
Sat., Sept. 3*	7-45	L	Houston Oilers	Rice Stadium	30,156	85°	Slaughter	Blanda
Sun., Sept. 18	10-24	L	Boston Patriots	Bears Stadium	25,337	70°	McCormick	Parilli
<i>— Mac Speedie out, Ray Malavasi in as head coach —</i>								
Sun., Sept. 25	7-16	L	New York Jets	Bears Stadium	29,878	77°	McCormick	Namath
Sun., Oct. 2	40-38	W	Houston Oilers	Bears Stadium	27,203	77°	McCormick	Blanda
Sat., Oct. 8*	10-37	L	Kansas City Chiefs	Municipal Stadium	33,929	71°	McCormick	Dawson
Sun., Oct. 16	7-24	L	Miami Dolphins	Orange Bowl	23,393	82°	McCormick	Wilson
Sun., Oct. 23	10-56	L	Kansas City Chiefs	Bears Stadium	26,196	58°	Choboian	Dawson
Sun., Oct. 30	17-24	L	San Diego Chargers	Balboa Stadium	25,819	71°	Choboian	Hadi
Sun., Nov. 6	17-10	W	Boston Patriots	Fenway Park	18,154	42°	Choboian	Parilli
Sun., Nov. 20	3-17	L	Oakland Raiders	Bears Stadium	26,703	65°	Choboian	Flores
Sun., Nov. 27	20-17	W	San Diego Chargers	Bears Stadium	24,860	45°	Choboian	Tensi
Sun., Dec. 4	17-7	W	Miami Dolphins	Bears Stadium	32,592	49°	Choboian	Wood
Sun., Dec. 11	10-28	L	Oakland Raiders	Oakland-Alameda County Coliseum	31,765	55°	Choboian	Flores
Sun., Dec. 18	21-38	L	Buffalo Bills	War Memorial Stadium	40,538	39°	Glacken	Kemp
(Bye Sept. 11 & Nov. 13)	196-381				395,997			

1967

HEAD COACH: Lou Saban

PRESEASON (3-1)

Day/Date	Score	W/L	Opponent	Location	Attend.	Temp.	Den. QB	Opp. QB
Sat., July 29*	2-19	L	Miami Dolphins	Rubber Bowl, Akron, Ohio	7,000	73°	Kent	Norton
Sat., Aug. 5*	13-7	W	Detroit Lions (NFL)	Univ. of Denver Stadium	21,228	75°	Glacken	Sweetan
Fri., Aug. 18*	14-3	W	Minnesota Vikings (NFL)	Univ. of Denver Stadium	31,850	64°	Choboian	VanderKellen
Sun., Aug. 27	21-17	W	Oakland Raiders	North Platte, Neb.	6,500	88°	Tensi	Lamonica
	50-46				66,578			

REGULAR SEASON (3-11 overall / 4th AFL West / 1-6 home / 2-5 away)

Day/Date	Score	W/L	Opponent	Location	Attend.	Temp.	Den. QB	Opp. QB
Sun., Sept. 3	26-21	W	Boston Patriots	Bears Stadium	35,488	82°	Tensi	Parilli
Sun., Sept. 10	0-51	L	Oakland Raiders	Oakland-Alameda County Coliseum	25,423	73°	Tensi	Lamonica
Sun., Sept. 17	21-35	L	Miami Dolphins	Orange Bowl	29,381	86°	Tensi	Stofa
Sun., Sept. 24	24-38	L	New York Jets	Bears Stadium	35,365	84°	Tensi	Namath
Sun., Oct. 1	6-10	L	Houston Oilers	Rice Stadium	21,798	80°	Tensi	Davis
Sun., Oct. 8	16-17	L	Buffalo Bills	Bears Stadium	35,188	68°	Leclair	Kemp
Sun., Oct. 22	21-38	L	San Diego Chargers	Bears Stadium	34,464	72°	Tensi	Hadi
Sun., Oct. 29	9-52	L	Kansas City Chiefs	Municipal Stadium	44,002	64°	Tensi	Dawson
Sun., Nov. 5	17-21	L	Oakland Raiders	Bears Stadium	29,043	39°	Tensi	Lamonica
Sun., Nov. 12	18-20	L	Houston Oilers	Bears Stadium	30,392	61°	Leclair	Beathard
Sun., Nov. 19	21-20	W	Buffalo Bills	War Memorial Stadium	30,891	33°	Tensi	Kemp
Thu., Nov. 23*	20-24	L	San Diego Chargers	San Diego Stadium	34,586	70°	Tensi	Hadi
Sun., Dec. 3	33-24	W	New York Jets	Shea Stadium	61,615	51°	Tensi	Namath
Sun., Dec. 17	24-38	L	Kansas City Chiefs	Bears Stadium	31,660	41°	Tensi	Dawson
(Bye Oct. 15 & Dec. 10)	256-409				479,497			

1968

HEAD COACH: Lou Saban

PRESEASON (1-4)

Day/Date	Score	W/L	Opponent	Location	Attend.	Temp.	Den. QB	Opp. QB
Sat., Aug. 10*	15-13	W	Cincinnati Bengals	Univ. of Denver Stadium	13,841	55°	Tensi	Stofa
Sat., Aug. 17*	16-39	L	Minnesota Vikings (NFL)	Univ. of Denver Stadium	20,901	77°	Tensi	Cuozzo
Fri., Aug. 23*	6-22	L	San Francisco 49ers (NFL)	Univ. of Denver Stadium	22,254	72°	Tensi	Brodie
Fri., Aug. 30*	3-6	L	San Diego Chargers	Alamo Stadium, San Antonio, Texas	10,328	82°	Leclair	Hadi
Sat., Sept. 7*	7-23	L	Oakland Raiders	Portland, Ore.	18,031	74°	McCormick	Lamonica
	47-103				85,355			

REGULAR SEASON (5-9 overall / 4th AFL West / 3-4 home / 2-5 away)

Day/Date	Score	W/L	Opponent	Location	Attend.	Temp.	Den. QB	Opp. QB
Sun., Sept. 15	10-24	L	Cincinnati Bengals	Nippert Stadium	25,049	83°	McCormick	Stofa
Sun., Sept. 22	2-34	L	Kansas City Chiefs	Municipal Stadium	45,821	80°	Leclair	Dawson
Sun., Sept. 29	17-20	L	Boston Patriots	Bears Stadium	37,024	60°	Leclair	Taliaferro
Sun., Oct. 6	10-17	W	Cincinnati Bengals	Bears Stadium	41,257	72°	Briscoe	Stofa
Sun., Oct. 13	21-13	W	New York Jets	Shea Stadium	62,052	70°	Tensi	Namath
Sun., Oct. 20	24-55	L	San Diego Chargers	San Diego Stadium	42,953	73°	Tensi	Hadi
Sun., Oct. 27	21-14	W	Miami Dolphins	Bears Stadium	44,115	56°	Tensi	Griese
Sun., Nov. 3	35-14	W	Boston Patriots	Fenway Park	18,304	58°	Tensi	Taliaferro
Sun., Nov. 10	7-43	L	Oakland Raiders	Bears Stadium	50,002	38°	Tensi	Blanda
Sun., Nov. 17	17-38	L	Houston Oilers	Astrodome	36,075	Ind.	Tensi	Beathard
Sun., Nov. 24	34-32	W	Buffalo Bills	Bears Stadium	35,201	50°	Briscoe	Rutkowski
Sun., Dec. 1	23-47	L	San Diego Chargers	Bears Stadium	35,212	40°	Briscoe	Hadi
Sun., Dec. 8	27-33	L	Oakland Raiders	Oakland-Alameda County Coliseum	47,754	54°	Briscoe	Lamonica
Sat., Dec. 14	7-30	L	Kansas City Chiefs	Bears Stadium	38,463	51°	Briscoe	Dawson
(Bye Sept. 8)	255-404				559,382			

1969

HEAD COACH: Lou Saban

PRESEASON (1-4)

Day/Date	Score	W/L	Opponent	Location	Attend.	Temp.	Den. QB	Opp. QB
Sat., Aug. 9*	6-26	L	Minnesota Vikings (NFL)	Metropolitan Stadium	45,916	81°	Tensi	Kapp
Sat., Aug. 16*	22-28	L	New Orleans Saints (NFL)	Mile High Stadium	28,356	76°	Liske	Kilmer
Sat., Aug. 23*	19-15	W	San Francisco 49ers (NFL)	Mile High Stadium	33,161	75°	Tensi	Brodie
Sat., Aug. 31	10-26	L	Boston Patriots	Jacksonville, Fla.	18,375	87°	Tensi	Taliaferro
Sat., Sept. 6*	11-13	L	Cincinnati Bengals	Nippert Stadium	24,020	80°	Tensi	Cook
	68-108				149,828			

REGULAR SEASON (5-8-1 overall / 4th AFL West / 4-2-1 home / 1-6 away)

Day/Date	Score	W/L	Opponent	Location	Attend.	Temp.	Den. QB	Opp. QB
Sun., Sept. 14	35-7	W	Boston Patriots	Mile High Stadium	43,482	79°	Tensi	Taliaferro
Sun., Sept. 21	21-19	W	New York Jets	Mile High Stadium	50,583	76°	Tensi	Namath
Sun., Sept. 28	28-41	L	Buffalo Bills	War Memorial Stadium	40,302	57°	Liske	Kemp
Sun., Oct. 5	13-26	L	Kansas City Chiefs	Mile High Stadium	50,564	40°	Tensi	Livingston
Sun., Oct. 12	14-24	L	Oakland Raiders	Mile High Stadium	49,511	22°	Tensi	Lamonica
Sun., Oct. 19	30-23	W	Cincinnati Bengals	Nippert Stadium	27,920	70°	Tensi	Wyche
Sun., Oct. 26	21-24	L	Houston Oilers	Astrodome	45,348	Ind.	Tensi	Beathard
Sun., Nov. 2	13-0	W	San Diego Chargers	Mile High Stadium	45,511	32°	Tensi	Hadl
Sun., Nov. 9	10-41	L	Oakland Raiders	Oakland-Alameda County Coliseum	54,416	69°	Tensi	Lamonica
Sun., Nov. 16	20-20	T	Houston Oilers	Mile High Stadium	45,002	57°	Tensi	Trull
Sun., Nov. 23	24-45	L	San Diego Chargers	San Diego Stadium	34,664	75°	Tensi	Domres
Thu., Nov. 27	17-31	L	Kansas City Chiefs	Municipal Stadium	48,773	37°	Tensi	Dawson
Sun., Dec. 7	24-27	L	Miami Dolphins	Orange Bowl	25,332	75°	Tensi	Norton
Sun., Dec. 14	27-16	W	Cincinnati Bengals	Mile High Stadium	42,198	64°	Liske	Cook
	297-344				603,606			

1970

HEAD COACH: Lou Saban

PRESEASON (3-2)

Day/Date	Score	W/L	Opponent	Location	Attend.	Temp.	Den. QB	Opp. QB
Sat., Aug. 15*	26-16	W	St. Louis Cardinals	Mile High Stadium	36,327	68°	Liske	Hart
Sat., Aug. 22*	7-24	L	Baltimore Colts	Mile High Stadium	42,499	76°	Liske	Unitas
Sat., Aug. 29*	7-23	L	San Francisco 49ers	Autzen Stadium, Eugene, Ore.	26,238	70°	Liske	Brodie
Sat., Sept. 5*	30-17	W	Chicago Bears	Mile High Stadium	42,373	71°	Liske	Douglas
Fri., Sept. 11*	16-14	W	Boston Patriots	Ute Stadium, Salt Lake City, Utah	17,832	79°	Liske	Taliaferro
	86-94				165,269			

REGULAR SEASON (5-8-1 overall / 4th AFC West (1-4-1 Div.) / 3-3-1 home / 2-5 away)

Day/Date	Score	W/L	Opponent	Location	Attend.	Temp.	Den. QB	Opp. QB
Sun., Sept. 20	23-10	W	Buffalo Bills	War Memorial Stadium	34,882	75°	Liske	Darragh
Sun., Sept. 27	16-13	W	Pittsburgh Steelers	Mile High Stadium	50,705	64°	Liske	Bradshaw
Sun., Oct. 4	26-13	W	Kansas City Chiefs	Mile High Stadium	50,705	79°	Liske	Dawson
Sun., Oct. 11	23-35	L	Oakland Raiders	Oakland-Alameda County Coliseum	54,436	62°	Liske	Lamonica
Sun., Oct. 18	24-10	W	Atlanta Falcons	Mile High Stadium	50,705	61°	Liske	Berry
Sun., Oct. 25	14-19	L	San Francisco 49ers	Kezar Stadium	39,515	58°	Liske	Brodie
Sun., Nov. 1	3-19	L	Washington Redskins	Mile High Stadium	50,705	40°	Liske	Jurgensen
Sun., Nov. 8	21-24	L	San Diego Chargers	San Diego Stadium	48,327	70°	Tensi	Hadl
Sun., Nov. 15	19-24	L	Oakland Raiders	Mile High Stadium	50,959	50°	Tensi	Lamonica
Sun., Nov. 22	31-6	W	New Orleans Saints	Tulane Stadium	66,837	72°	Liske	Kilmer
Sun., Nov. 29	21-31	L	Houston Oilers	Astrodome	55,733	Ind.	Liske	Johnson, C.
Sun., Dec. 6	0-16	L	Kansas City Chiefs	Municipal Stadium	50,454	38°	Pastrana	Dawson
Sun., Dec. 13	17-17	T	San Diego Chargers	Mile High Stadium	50,959	48°	Pastrana	Hadl
Sun., Dec. 20	13-27	L	Cleveland Browns	Mile High Stadium	51,001	40°	Pastrana	Nelsen
	253-264				685,923			

1971

HEAD COACH: Lou Saban (9 games) & Jerry Smith (5 games)

PRESEASON (1-4)

Day/Date	Score	W/L	Opponent	Location	Attend.	Temp.	Den. QB	Opp. QB
Sat., Aug. 14*	13-17	L	Washington Redskins	Mile High Stadium	42,561	69°	Horn	Jurgensen
Sat., Aug. 21*	10-27	L	Atlanta Falcons	Memorial Stadium, Memphis, Tenn.	22,474	85°	Horn	Berry
Sat., Aug. 28*	17-33	L	San Francisco 49ers	Joe Albi Stadium, Spokane, Wash.	33,184	80°	Horn	Spurrier
Sat., Sept. 4*	14-7	W	Minnesota Vikings	Mile High Stadium	43,000	63°	Horn	Snead
Sun., Sept. 12*	17-33	L	Chicago Bears	Soldier Field	47,215	64°	Horn	Concannon
	71-117				188,434			

REGULAR SEASON (4-9-1 overall / 4th AFC West (1-5 Div.) / 2-4-1 home / 2-5 away)

Day/Date	Score	W/L	Opponent	Location	Attend.	Temp.	Den. QB	Opp. QB
Sun., Sept. 19	10-10	T	Miami Dolphins	Mile High Stadium	51,228	49°	Horn	Griese
Sun., Sept. 26	13-34	L	Green Bay Packers	Milwaukee County Stadium	47,957	59°	Horn	Hunter
Sun., Oct. 3	3-16	L	Kansas City Chiefs	Mile High Stadium	51,200	64°	Horn	Dawson
Sun., Oct. 10	16-27	L	Oakland Raiders	Mile High Stadium	51,200	82°	Horn	Lamonica
Sun., Oct. 17	20-16	W	San Diego Chargers	Mile High Stadium	51,200	62°	Horn	Hadl
Sun., Oct. 24	27-0	W	Cleveland Browns	Cleveland Stadium	75,674	60°	Horn	Nelsen
Sun., Oct. 31	16-17	L	Philadelphia Eagles	Veterans Stadium	65,358	63°	Horn	Arrington
Sun., Nov. 7	20-24	L	Detroit Lions	Mile High Stadium	51,200	58°	Horn	Landry
Sun., Nov. 14	10-24	L	Cincinnati Bengals	Mile High Stadium	51,200	56°	Horn	Carter
— Lou Saban out, Jerry Smith in as head coach —								
Sun., Nov. 21	10-28	L	Kansas City Chiefs	Municipal Stadium	49,945	41°	Ramsey	Dawson
Sun., Nov. 28	22-10	W	Pittsburgh Steelers	Three Rivers Stadium	39,710	42°	Ramsey	Bradshaw
Sun., Dec. 5	6-3	W	Chicago Bears	Mile High Stadium	51,200	50°	Ramsey	Douglas
Sun., Dec. 12	17-45	L	San Diego Chargers	San Diego Stadium	44,347	63°	Ramsey	Hadl
Sun., Dec. 19	13-21	L	Oakland Raiders	Oakland-Alameda County Coliseum	54,651	48°	Ramsey	Lamonica
	203-275				736,042			

1972

HEAD COACH: John Ralston

PRESEASON (2-3)

Day/Date	Score	W/L	Opponent	Location	Attend.	Temp.	Den. QB	Opp. QB
Fri., Aug. 11*	0-41	L	Washington Redskins	RFK Stadium	46,043	75°	Horn	Kilmer
Sat., Aug. 19*	13-17	L	St. Louis Cardinals	Busch Stadium	34,506	87°	Ramsey	Cuzzo
Sun., Aug. 27	27-24	W	San Francisco 49ers	Candlestick Park	58,115	69°	Ramsey	Brodie
Sat., Sept. 2*	49-24	W	New England Patriots	Millie High Stadium	37,128	64°	Johnson	Plunkett
Sun., Sept. 10	13-20	L	Baltimore Colts	Millie High Stadium	49,605	80°	Johnson	Unitas
	102-126				225,397			

REGULAR SEASON (5-9 overall / 3rd AFC West (2-4 Div.) / 3-4 home / 2-5 away)

Day/Date	Score	W/L	Opponent	Location	Attend.	Temp.	Den. QB	Opp. QB
Sun., Sept. 17	30-17	W	Houston Oilers	Millie High Stadium	51,656	84°	Ramsey	Pastorini
Sun., Sept. 24	14-37	L	San Diego Chargers	San Diego Stadium	49,048	70°	Ramsey	Hadl
Sun., Oct. 1	24-45	L	Kansas City Chiefs	Millie High Stadium	51,656	80°	Ramsey	Dawson
Sun., Oct. 8	10-21	L	Cincinnati Bengals	Riverfront Stadium	55,812	67°	Ramsey	Anderson
Sun., Oct. 15	20-23	L	Minnesota Vikings	Millie High Stadium	51,656	79°	Ramsey	Taranton
Sun., Oct. 22	30-23	W	Oakland Raiders	Oakland-Alameda County Coliseum	53,551	59°	Johnson	Lamonica
Sun., Oct. 29	20-27	L	Cleveland Browns	Millie High Stadium	51,656	37°	Johnson	Phipps
Sun., Nov. 5	17-29	L	New York Giants	Yankee Stadium	62,689	44°	Johnson	Snead
Sun., Nov. 12	16-10	W	Los Angeles Rams	L.A. Coliseum	65,398	68°	Johnson	Gabriel
Sun., Nov. 19	20-37	L	Oakland Raiders	Millie High Stadium	51,656	43°	Johnson	Lamonica
Sun., Nov. 26	20-23	L	Atlanta Falcons	Atlanta Stadium	58,850	43°	Johnson	Berry
Sun., Dec. 3	21-24	L	Kansas City Chiefs	Arrowhead Stadium	66,725	20°	Johnson	Dawson
Sun., Dec. 10	38-13	W	San Diego Chargers	Millie High Stadium	51,478	9°	Johnson	Hadl
Sun., Dec. 17	45-21	W	New England Patriots	Millie High Stadium	51,656	47°	Johnson	Plunkett
	325-350				773,487			

1973

HEAD COACH: John Ralston

PRESEASON (2-3)

Day/Date	Score	W/L	Opponent	Location	Attend.	Temp.	Den. QB	Opp. QB
Fri., Aug. 10*	10-14	L	Washington Redskins	RFK Stadium	38,923	87°	Johnson	Kilmer
Sat., Aug. 18*	38-17	W	St. Louis Cardinals	Millie High Stadium	39,088	82°	Ernst	Hart
Sun., Aug. 26	7-43	L	San Francisco 49ers	Candlestick Park	59,097	66°	Ramsey	Spurrier
Fri., Aug. 31*	16-14	W	Buffalo Bills	Millie High Stadium	42,336	71°	Johnson	Ferguson
Sun., Sept. 9	10-17	L	Baltimore Colts	Millie High Stadium	41,860	68°	Johnson	Domres
	81-105				221,315			

REGULAR SEASON (7-5-2 overall / 3rd AFC West (3-2-1 Div.) / 3-3-1 home / 4-2-1 away)

Day/Date	Score	W/L	Opponent	Location	Attend.	Temp.	Den. QB	Opp. QB
Sun., Sept. 16	28-10	W	Cincinnati Bengals	Millie High Stadium	49,059	45°	Johnson	Anderson
Sun., Sept. 23	34-36	L	San Francisco 49ers	Millie High Stadium	51,706	82°	Johnson	Brodie
Sun., Sept. 30	14-33	L	Chicago Bears	Millie High Stadium	51,159	74°	Johnson	Douglass
Sun., Oct. 7	14-16	L	Kansas City Chiefs	Arrowhead Stadium	71,414	72°	Johnson	Dawson
Sun., Oct. 14*	48-20	W	Houston Oilers	Astrodome	32,801	100°	Johnson	Pastorini
Mon., Oct. 22*	23-23	T	Oakland Raiders	Millie High Stadium	51,270	65°	Johnson	Stabler
Sun., Oct. 28	40-28	W	New York Jets	Shea Stadium	55,108	54°	Johnson	Demory
Sun., Nov. 4	17-17	T	St. Louis Cardinals	Busch Stadium	46,565	48°	Johnson	Hart
Sun., Nov. 11	30-19	W	San Diego Chargers	Millie High Stadium	51,034	73°	Johnson	Clark, W.
Sun., Nov. 18	23-13	W	Pittsburgh Steelers	Three Rivers Stadium	48,580	43°	Johnson	Hanratty
Sun., Nov. 25	14-10	W	Kansas City Chiefs	Millie High Stadium	51,331	45°	Johnson	Livingston
Sun., Dec. 2	10-22	L	Dallas Cowboys	Millie High Stadium	51,508	54°	Johnson	Staubach
Sun., Dec. 9	42-28	W	San Diego Chargers	San Diego Stadium	44,954	78°	Johnson	Fouts
Sun., Dec. 16	17-21	L	Oakland Raiders	Oakland-Alameda County Coliseum	51,910	49°	Johnson	Stabler
	354-296				708,399			

1974

HEAD COACH: John Ralston

PRESEASON (4-2)

Day/Date	Score	W/L	Opponent	Location	Attend.	Temp.	Den. QB	Opp. QB
Sat., Aug. 3*	19-41	L	New York Jets	Millie High Stadium	27,599	73°	Hufnagel	Jones, J.
Sat., Aug. 10*	27-21	W	Minnesota Vikings	Millie High Stadium	23,822	71°	Hufnagel	Kaye
Sun., Aug. 18	10-3	W	San Francisco 49ers	Candlestick Park	29,908	66°	Hufnagel	Owen
Sat., Aug. 24*	31-21	W	Green Bay Packers	Lambeau Field	56,257	61°	Johnson	Tagge
Sat., Aug. 31*	27-21	W	New England Patriots	Joe Albi Stadium, Spokane, Wash.	18,000	78°	Johnson	Plunkett
Sun., Sept. 8*	14-20	L	Atlanta Falcons	Millie High Stadium	43,253	78°	Johnson	Lee
	128-127				198,839			

REGULAR SEASON (7-6-1 overall / 2nd AFC West (3-3 Div.) / 3-3-1 home / 4-3 away)

Day/Date	Score	W/L	Opponent	Location	Attend.	Temp.	Den. QB	Opp. QB
Sun., Sept. 15	10-17	L	Los Angeles Rams	Millie High Stadium	56,981	65°	Johnson	Hadl
Sun., Sept. 22	35-35	T	Pittsburgh Steelers (OT)	Millie High Stadium	50,858	74°	Johnson	Gilliam
Mon., Sept. 30*	3-30	L	Washington Redskins	RFK Stadium	54,395	67°	Johnson	Kilmer
Sun., Oct. 6	17-14	W	Kansas City Chiefs	Arrowhead Stadium	67,298	52°	Johnson	Livingston
Sun., Oct. 13	33-17	W	New Orleans Saints	Millie High Stadium	50,751	66°	Ramsey	Manning, A.
Sun., Oct. 20	27-7	W	San Diego Chargers	Millie High Stadium	50,748	75°	Johnson	Fouts
Sun., Oct. 27	21-23	L	Cleveland Browns	Cleveland Stadium	60,478	61°	Johnson	Phipps
Sun., Nov. 3	17-28	L	Oakland Raiders	Millie High Stadium	45,766	33°	Johnson	Stabler
Sun., Nov. 10	17-6	W	Baltimore Colts	Memorial Stadium	32,244	58°	Johnson	Domres
Mon., Nov. 18*	34-42	L	Kansas City Chiefs	Millie High Stadium	50,236	50°	Johnson	Dawson
Sun., Nov. 24	20-17	W	Oakland Raiders	Oakland-Alameda County Coliseum	51,224	62°	Johnson	Stabler
Thu., Nov. 28	31-27	W	Detroit Lions	Tiger Stadium	51,157	34°	Johnson	Landry
Sun., Dec. 8	37-14	W	Houston Oilers	Millie High Stadium	46,942	36°	Johnson	Pastorini
Sun., Dec. 15	0-17	L	San Diego Chargers	San Diego Stadium	35,756	70°	Ramsey	Freitas
	302-294				704,834			

1981

HEAD COACH: Dan Reeves

PRESEASON (2-2)

Day/Date	Score	W/L	Opponent	Location	Attend.	Temp.	Den. QB	Opp. QB
Fri., Aug. 7*	7-33	L	New York Jets	Mile High Stadium	63,644	75°	Robinson	Todd
Sat., Aug. 15*	14-24	L	Miami Dolphins	Orange Bowl	41,502	82°	Morton	Woodley
Sat., Aug. 22*	17-7	W	Green Bay Packers	Mile High Stadium	72,450	66°	Morton	Dickey
Sat., Aug. 29*	24-20	W	Cincinnati Bengals	Riverfront Stadium	41,713	74°	Morton	Anderson
	62-84				219,309			

REGULAR SEASON (10-6 overall / 2nd AFC West (5-3 Div.) / 8-0 home / 2-6 away)

Day/Date	Score	W/L	Opponent	Location	Attend.	Temp.	Den. QB	Opp. QB
Sun., Sept. 6	9-7	W	Oakland Raiders	Mile High Stadium	74,796	74°	Morton	Plunkett
Sun., Sept. 13	10-13	L	Seattle Seahawks	Kingdome	58,513	Ind.	Morton	Zorn
Sun., Sept. 20	28-10	W	Baltimore Colts	Mile High Stadium	74,804	84°	Morton	Jones, B.
Sun., Sept. 27	42-24	W	San Diego Chargers	Mile High Stadium	74,844	82°	Morton	Fouts
Sun., Oct. 4	17-0	W	Oakland Raiders	Oakland-Alameda County Coliseum	51,035	60°	Morton	Plunkett
Sun., Oct. 11	27-21	W	Detroit Lions	Mile High Stadium	74,816	79°	Morton	Komlo
Sun., Oct. 18	14-28	L	Kansas City Chiefs	Arrowhead Stadium	74,672	55°	Morton	Kenney
Sun., Oct. 25	7-9	L	Buffalo Bills	Rich Stadium	77,757	56°	Morton	Ferguson
Mon., Nov. 2*	19-17	W	Minnesota Vikings	Mile High Stadium	74,834	48°	Morton	Kramer
Sun., Nov. 8	23-20	W	Cleveland Browns (OT)	Mile High Stadium	74,859	48°	Morton	Sipe
Sun., Nov. 15	24-7	W	Tampa Bay Buccaneers	Tampa Stadium	64,518	69°	Morton	Williams, D.
Sun., Nov. 22	21-38	L	Cincinnati Bengals	Riverfront Stadium	57,207	32°	DeBerg	Anderson
Sun., Nov. 29	17-34	L	San Diego Chargers	Jack Murphy Stadium	51,533	66°	Morton	Fouts
Sun., Dec. 6	16-13	W	Kansas City Chiefs	Mile High Stadium	74,744	68°	Morton	Fuller
Sun., Dec. 13	23-13	W	Seattle Seahawks	Mile High Stadium	74,527	45°	Morton	Krieg
Sun., Dec. 20	24-35	L	Chicago Bears	Soldier Field	40,125	14°	Morton	Evans, V.
	321-289				1,073,636			

1982

HEAD COACH: Dan Reeves

PRESEASON (4-0)

Day/Date	Score	W/L	Opponent	Location	Attend.	Temp.	Den. QB	Opp. QB
Sat., Aug. 14*	33-20	W	Los Angeles Rams	Anaheim Stadium	57,482	69°	DeBerg	Jones, B.
Sat., Aug. 21*	17-14	W	Miami Dolphins	Mile High Stadium	74,465	79°	Morton	Strock
Sat., Aug. 28*	27-17	W	Minnesota Vikings	Mile High Stadium	73,371	85°	Morton	Wilson, W.
Sat., Sept. 4*	20-13	W	New York Jets	Giants Stadium	43,820	65°	Morton	Todd
	97-64				249,138			

REGULAR SEASON (2-7 overall / 12th in Conference (0-6 vs. Div. Opp.) / 1-4 home / 1-3 away)

Day/Date	Score	W/L	Opponent	Location	Attend.	Temp.	Den. QB	Opp. QB
Sun., Sept. 12	3-23	L	San Diego Chargers	Mile High Stadium	73,564	56°	Morton	Fouts
Sun., Sept. 19	24-21	W	San Francisco 49ers	Mile High Stadium	73,899	65°	Morton	Montana
Sun., Sept. 26			canceled/players' strike	at New Orleans				
Sun., Oct. 3			canceled/players' strike	Pittsburgh				
Sun., Oct. 10			canceled/players' strike	at N.Y. Jets				
Sun., Oct. 17			canceled/players' strike	at Houston				
Sun., Oct. 24			canceled/players' strike	Los Angeles Raiders				
Sun., Oct. 31			canceled/players' strike	Buffalo				
Sun., Nov. 7			postponed/players' strike	at Seattle (rescheduled for Jan. 2)				
Sun., Nov. 14			canceled/players' strike	at Kansas City				
Sun., Nov. 21	10-17	L	Seattle Seahawks	Mile High Stadium	73,916	48°	Morton	Zorn
Sun., Nov. 28	20-30	L	San Diego Chargers	Jack Murphy Stadium	47,629	68°	DeBerg	Fouts
Sun., Dec. 5	27-34	L	Atlanta Falcons	Mile High Stadium	73,984	46°	DeBerg	Bartkowski
Sun., Dec. 12	27-24	W	Los Angeles Rams	Anaheim Stadium	48,112	77°	DeBerg	Ferragamo
Sun., Dec. 19	16-37	L	Kansas City Chiefs	Mile High Stadium	74,192	55°	DeBerg	Kenney
Sun., Dec. 26	10-27	L	Los Angeles Raiders	L.A. Coliseum	44,160	68°	DeBerg	Plunkett
Sun., Jan. 2	11-13	L	Seattle Seahawks	Kingdome	43,145	Ind.	Herrmann	Zorn
	148-226				552,601			

1983

HEAD COACH: Dan Reeves

PRESEASON (3-1)

Day/Date	Score	W/L	Opponent	Location	Attend.	Temp.	Den. QB	Opp. QB
Fri., Aug. 5*	10-7	W	Seattle Seahawks	Mile High Stadium	53,887	70°	DeBerg	Zorn
Sat., Aug. 13*	21-10	W	Atlanta Falcons	Mile High Stadium	73,199	66°	DeBerg	Bartkowski
Sat., Aug. 20*	19-10	W	Cleveland Browns	Mile High Stadium	73,244	82°	DeBerg	McDonald
Fri., Aug. 26*	3-34	L	Minnesota Vikings	Hubert H. Humphrey Metrodome	59,435	Ind.	Elway	Kramer
	53-61				259,765			

REGULAR SEASON (9-7 overall / 3rd AFC West (3-5 Div.) / 6-2 home / 3-5 away)

Day/Date	Score	W/L	Opponent	Location	Attend.	Temp.	Den. QB	Opp. QB
Sun., Sept. 4	14-10	W	Pittsburgh Steelers	Three Rivers Stadium	58,233	79°	Elway	Stoudt
Sun., Sept. 11	17-10	W	Baltimore Colts	Memorial Stadium	52,613	99°	Elway	Pagel
Sun., Sept. 18	10-13	L	Philadelphia Eagles	Mile High Stadium	74,202	73°	Elway	Jaworski
Sun., Sept. 25	7-22	L	Los Angeles Raiders	Mile High Stadium	74,289	76°	Elway	Plunkett
Sun., Oct. 2	14-31	L	Chicago Bears	Soldier Field	58,210	73°	Elway	McMahon
Sun., Oct. 9	26-14	W	Houston Oilers	Astrodome	44,209	Ind.	DeBerg	Nielsen
Sun., Oct. 16	24-17	W	Cincinnati Bengals	Mile High Stadium	74,305	55°	DeBerg	Schoenert
Sun., Oct. 23	14-6	W	San Diego Chargers	Mile High Stadium	74,581	76°	DeBerg	Luther
Sun., Oct. 30	27-24	W	Kansas City Chiefs	Mile High Stadium	74,640	72°	DeBerg	Kenney
Sun., Nov. 6	19-27	L	Seattle Seahawks	Kingdome	61,189	Ind.	DeBerg	Krieg
Sun., Nov. 13	20-22	L	Los Angeles Raiders	L.A. Coliseum	51,945	71°	Elway	Plunkett
Sun., Nov. 20	36-27	W	Seattle Seahawks	Mile High Stadium	74,710	50°	Kubiak	Krieg
Sun., Nov. 27	7-31	L	San Diego Chargers	Jack Murphy Stadium	43,650	68°	Elway	Fouts
Sun., Dec. 4	27-6	W	Cleveland Browns	Mile High Stadium	70,912	43°	Elway	Sipe
Sun., Dec. 11	21-19	W	Baltimore Colts	Mile High Stadium	74,854	44°	Elway	Pagel
Sun., Dec. 18	17-48	L	Kansas City Chiefs	Arrowhead Stadium	11,377	0°	Elway	Kenney
	302-327				973,188			

1983 AFC WILD CARD PLAYOFF GAME

Sat., Dec. 24	7-31	L	Seattle Seahawks	Kingdome	64,275	Ind.	DeBerg	Krieg
---------------	------	---	------------------	----------	--------	------	--------	-------

1984

HEAD COACH: Dan Reeves

PRESEASON (3-1)

Day/Date	Score	W/L	Opponent	Location	Attend.	Temp.	Den. QB	Opp. QB
Sat., Aug. 4*	13-16	L	Washington Redskins	Mile High Stadium	31,716	65°	Elway	Theismann
Sat., Aug. 11*	21-20	W	San Francisco 49ers	Mile High Stadium	70,211	85°	Elway	Montana
Sat., Aug. 18*	31-0	W	Indianapolis Colts	Mile High Stadium	68,951	75°	Elway	Pagel
Fri., Aug. 24*	24-13	W	Atlanta Falcons	Atlanta-Fulton County Stadium	30,988	80°	Elway	Moroski
	89-49				201,866			

REGULAR SEASON (13-3 overall / 1st AFC West (6-2 Div.) / 7-1 home / 6-2 away)

Day/Date	Score	W/L	Opponent	Location	Attend.	Temp.	Den. QB	Opp. QB
Sun., Sept. 2	20-17	W	Cincinnati Bengals	Mile High Stadium	74,178	75°	Elway	Anderson
Sun., Sept. 9	0-27	L	Chicago Bears	Soldier Field	54,335	69°	Kubiak	McMahon
Sun., Sept. 16*	24-14	W	Cleveland Browns	Cleveland Stadium	61,980	52°	Elway	McDonald
Sun., Sept. 23	21-10	W	Kansas City Chiefs	Mile High Stadium	74,263	84°	Elway	Blackledge
Sun., Sept. 30	16-13	W	Los Angeles Raiders	Mile High Stadium	55,836	69°	Elway	Flumert
Sun., Oct. 7	28-7	W	Detroit Lions	Silverdome	55,836	Ind.	Elway	Danielson
Mon., Oct. 15*	17-14	W	Green Bay Packers	Mile High Stadium	62,546	29°	Elway	Dickey
Sun., Oct. 21	37-7	W	Buffalo Bills	Rich Stadium	31,204	70°	Elway	Ferguson
Sun., Oct. 28	22-19	W	Los Angeles Raiders (OT)	L.A. Coliseum	91,020	68°	Kubiak	Wilson, M.
Sun., Nov. 4	26-19	W	New England Patriots	Mile High Stadium	74,908	54°	Elway	Eason
Sun., Nov. 11	16-13	W	San Diego Chargers	Jack Murphy Stadium	53,162	69°	Elway	Fouts
Sun., Nov. 18	42-21	W	Minnesota Vikings	Mile High Stadium	74,716	52°	Elway	Kramer
Sun., Nov. 25	24-27	L	Seattle Seahawks	Mile High Stadium	74,922	47°	Elway	Krieg
Sun., Dec. 2	13-16	L	Kansas City Chiefs	Arrowhead Stadium	38,494	28°	Elway	Kramer
Sun., Dec. 9	16-13	W	San Diego Chargers	Mile High Stadium	74,867	59°	Elway	Luthey
Sat., Dec. 15	31-14	W	Seattle Seahawks	Kingdome	64,411	Ind.	Elway	Krieg
	353-241				1,032,737			

1984 AFC DIVISIONAL PLAYOFF GAME

Sun., Dec. 30	17-24	L	Pittsburgh Steelers	Mile High Stadium	74,981	52°	Elway	Malone
---------------	-------	---	---------------------	-------------------	--------	-----	-------	--------

1985

HEAD COACH: Dan Reeves

PRESEASON (2-2)

Day/Date	Score	W/L	Opponent	Location	Attend.	Temp.	Den. QB	Opp. QB
Sat., Aug. 10*	20-30	L	New York Giants	Mile High Stadium	49,374	81°	Elway	Ruttledge
Mon., Aug. 19*	20-13	W	San Francisco 49ers	Candlestick Park	55,425	65°	Elway	Montana
Sat., Aug. 24*	20-13	W	Indianapolis Colts	Mile High Stadium	71,406	78°	Elway	Schlachter
Fri., Aug. 30*	9-13	L	Minnesota Vikings	Mile High Stadium	69,373	85°	Stankavage	Kramer
	69-59				245,578			

REGULAR SEASON (11-5 overall / 2nd AFC West (5-3 Div.) / 6-2 home / 5-3 away)

Day/Date	Score	W/L	Opponent	Location	Attend.	Temp.	Den. QB	Opp. QB
Sun., Sept. 8	16-20	L	Los Angeles Rams	Anaheim Stadium	52,522	86°	Elway	Brock
Sun., Sept. 15	34-23	W	New Orleans Saints	Mile High Stadium	74,488	81°	Elway	Wilson, D.
Sun., Sept. 22	44-28	W	Atlanta Falcons	Atlanta-Fulton County Stadium	37,903	80°	Elway	Barkowski
Sun., Sept. 29	26-30	L	Miami Dolphins	Mile High Stadium	73,614	29°	Elway	Marino
Sun., Oct. 6	31-20	W	Houston Oilers	Mile High Stadium	74,699	74°	Elway	Moon
Sun., Oct. 13	15-10	W	Indianapolis Colts	Hoosier Dome	60,128	Ind.	Elway	Pagel
Sun., Oct. 20	13-10	W	Seattle Seahawks (OT)	Mile High Stadium	74,899	67°	Elway	Krieg
Sun., Oct. 27	30-10	W	Kansas City Chiefs	Arrowhead Stadium	68,248	70°	Elway	Kenney
Sun., Nov. 3	10-30	L	San Diego Chargers	Jack Murphy Stadium	57,312	75°	Elway	Fouts
Mon., Nov. 11*	17-16	W	San Francisco 49ers	Mile High Stadium	73,173	20°	Elway	Montana
Sun., Nov. 17*	30-24	W	San Diego Chargers (OT)	Mile High Stadium	74,376	41°	Elway	Fouts
Sun., Nov. 24	28-31	L	Los Angeles Raiders (OT)	L.A. Coliseum	63,161	63°	Elway	Wilson, M.
Sun., Dec. 1	31-23	W	Pittsburgh Steelers	Three Rivers Stadium	56,797	55°	Elway	Woodley
Sun., Dec. 8	14-17	L	Los Angeles Raiders (OT)	Mile High Stadium	75,042	36°	Elway	Wilson, M.
Sat., Dec. 14	14-13	W	Kansas City Chiefs	Mile High Stadium	69,209	51°	Elway	Blackledge
Fri., Dec. 20*	27-24	W	Seattle Seahawks	Kingdome	56,283	Ind.	Elway	Krieg
	380-329				1,041,854			

1986

HEAD COACH: Dan Reeves

PRESEASON (2-2)

Day/Date	Score	W/L	Opponent	Location	Attend.	Temp.	Den. QB	Opp. QB
Sat., Aug. 9*	7-10	L	New Orleans Saints	Mile High Stadium	47,408	73°	Elway	Hebert
Sat., Aug. 16*	27-29	L	Minnesota Vikings	Metrodome	53,193	Ind.	Elway	Kramer
Sat., Aug. 23*	14-9	W	San Francisco 49ers	Mile High Stadium	73,592	67°	Elway	Kemp
Fri., Aug. 29*	19-10	W	Los Angeles Rams	Mile High Stadium	71,737	84°	Elway	Dils
	67-48				245,930			

REGULAR SEASON (11-5 overall / 1st AFC West (5-3 Div.) / 7-1 home / 4-4 away)

Day/Date	Score	W/L	Opponent	Location	Attend.	Temp.	Den. QB	Opp. QB
Sun., Sept. 7	38-36	W	Los Angeles Raiders	Mile High Stadium	75,695	51°	Elway	Wilson, M.
Mon., Sept. 15*	21-10	W	Pittsburgh Steelers	Three Rivers Stadium	57,305	74°	Elway	Malone
Sun., Sept. 21	33-7	W	Philadelphia Eagles	Veterans Stadium	63,839	72°	Elway	Jaworski
Sun., Sept. 28	27-20	W	New England Patriots	Mile High Stadium	75,804	65°	Elway	Eason
Sun., Oct. 5	29-14	W	Dallas Cowboys	Mile High Stadium	76,082	59°	Elway	Pelluer
Sun., Oct. 12	31-14	W	San Diego Chargers	Jack Murphy Stadium	55,662	70°	Elway	Fouts
Mon., Oct. 20*	10-22	L	New York Jets	Giants Stadium	73,759	51°	Elway	Ryan
Sun., Oct. 26	20-13	W	Seattle Seahawks	Mile High Stadium	76,089	66°	Elway	Krieg
Sun., Nov. 2	21-10	W	Los Angeles Raiders	L.A. Coliseum	90,153	81°	Elway	Wilson, W.
Sun., Nov. 9	3-9	L	San Diego Chargers	Mile High Stadium	75,012	44°	Elway	Flick
Sun., Nov. 16	38-17	W	Kansas City Chiefs	Mile High Stadium	75,745	62°	Elway	Kenney
Sun., Nov. 23	16-19	L	New York Giants	Giants Stadium	75,116	50°	Elway	Simms
Sun., Nov. 30	34-28	W	Cincinnati Bengals	Mile High Stadium	58,705	31°	Elway	Estason
Sun., Dec. 7	10-37	L	Kansas City Chiefs	Arrowhead Stadium	47,019	45°	Elway	Blackledge
Sat., Dec. 13	31-30	W	Washington Redskins	Mile High Stadium	75,905	53°	Elway	Schroeder
Sat., Dec. 20	16-41	L	Seattle Seahawks	Kingdome	63,697	Ind.	Elway	Krieg
	378-327				1,178,074			

1986 AFC DIVISIONAL PLAYOFF GAME

Sun., Jan. 4	22-17	W	New England Patriots	Mile High Stadium	75,262	65°	Elway	Eason
--------------	-------	---	----------------------	-------------------	--------	-----	-------	-------

1986 AFC CHAMPIONSHIP GAME

Sun., Jan. 11	23-20	W	Cleveland Browns (OT)	Cleveland Stadium	79,973	30°	Elway	Kosar
---------------	-------	---	-----------------------	-------------------	--------	-----	-------	-------

SUPER BOWL XXI

Sun., Jan. 25	20-39	L	New York Giants	Rose Bowl, Pasadena, Calif.	101,063	76°	Elway	Simms
---------------	-------	---	-----------------	-----------------------------	---------	-----	-------	-------

1993

HEAD COACH: Wade Phillips

PRESEASON (2-2)

Day/Date	Score	W/L	Opponent	Location	Attend.	Temp.	Den. QB	Opp. QB
Sat., Aug. 7*	23-7	W	Tampa Bay Buccaneers	Tampa Stadium	38,020	90°	Elway	Erickson, C.
Mon., Aug. 16*	13-16	L	San Francisco 49ers	Mile High Stadium	71,921	92°	Elway	Bono
Fri., Aug. 20*	34-24	W	Miami Dolphins	Mile High Stadium	59,383	78°	Elway	Marino
Fri., Aug. 27*	9-34	L	Phoenix Cardinals	Sun Devil Stadium	44,207	78°	Elway	Beuerlein
	79-81				213,531			

REGULAR SEASON (9-7 overall / 3rd AFC West (4-4 Div.) / 5-3 home / 4-4 away)

Day/Date	Score	W/L	Opponent	Location	Attend.	Temp.	Den. QB	Opp. QB
Sun., Sept. 5	26-20	W	New York Jets	Giants Stadium	68,130	81°	Elway	Esionas
Sun., Sept. 12	34-17	W	San Diego Chargers	Mile High Stadium	75,074	91°	Elway	Humphries
Mon., Sept. 20*	7-15	L	Kansas City Chiefs	Arrowhead Stadium	78,453	74°	Elway	Montana
Sun., Oct. 3	35-13	W	Indianapolis Colts	Mile High Stadium	74,953	80°	Elway	Trudeau
Sun., Oct. 10*	27-30	L	Green Bay Packers	Lambeau Field	58,943	43°	Elway	Favre
Mon., Oct. 18	20-23	L	Los Angeles Raiders	Mile High Stadium	75,712	44°	Elway	Hostetler
Sun., Oct. 31	28-17	W	Seattle Seahawks	Mile High Stadium	73,644	62°	Elway	Mirer
Sun., Nov. 7	29-14	W	Cleveland Browns	Cleveland Stadium	77,818	36°	Elway	Kosar
Sun., Nov. 14	23-26	L	Minnesota Vikings	Mile High Stadium	67,329	30°	Elway	Salisbury
Sun., Nov. 21	37-13	W	Pittsburgh Steelers	Mile High Stadium	74,840	58°	Elway	O'Donnell
Sun., Nov. 28	17-9	W	Seattle Seahawks	Kingdome	57,812	Ind.	Elway	Mirer
Sun., Dec. 5	10-13	L	San Diego Chargers	Jack Murphy Stadium	60,233	72°	Elway	Humphries
Sun., Dec. 12	27-21	W	Kansas City Chiefs	Mile High Stadium	75,822	51°	Elway	Montana
Sat., Dec. 18	13-3	W	Chicago Bears	Soldier Field	53,056	39°	Elway	Willis
Sun., Dec. 26	10-17	L	Tampa Bay Buccaneers	Mile High Stadium	73,434	57°	Elway	Erickson, C.
Sun., Jan. 2	30-33	L	Los Angeles Raiders (OT)	L.A. Coliseum	66,904	76°	Elway	Hostetler
(Bye Sept. 26 & Oct. 24)	373-284				1,112,157			

1993 AFC WILD CARD PLAYOFF GAME

Sun., Jan. 9	24-42	L	Los Angeles Raiders	L.A. Coliseum	65,314	73°	Elway	Hostetler
--------------	-------	---	---------------------	---------------	--------	-----	-------	-----------

1994

HEAD COACH: Wade Phillips

PRESEASON (2-3)

Day/Date	Score	W/L	Opponent	Location	Attend.	Temp.	Den. QB	Opp. QB
Sun., July 31*	22-25	L	Los Angeles Raiders	Olympic Stadium <i>(Barcelona, Spain; American Bowl; Sun. 7 p.m. in Barcelona/Sun. 11 a.m. in Denver)</i>	37,406	84°	Elway	Hostetler
Sat., Aug. 6*	37-16	W	Atlanta Falcons	Mile High Stadium	72,231	92°	Elway	George
Fri., Aug. 12*	3-20	L	San Francisco 49ers	Candlestick Park	52,429	75°	Elway	Young
Sun., Aug. 21	10-34	L	Dallas Cowboys	Texas Stadium	63,923	84°	Elway	Aikman
Thu., Aug. 25*	30-21	W	Arizona Cardinals	Mile High Stadium	70,075	84°	Millen	Beuerlein
	102-116				258,695			

REGULAR SEASON (7-9 overall / 4th AFC West (4-4 Div.) / 4-4 home / 3-5 away)

Day/Date	Score	W/L	Opponent	Location	Attend.	Temp.	Den. QB	Opp. QB
Sun., Sept. 4*	34-37	L	San Diego Chargers	Mile High Stadium	74,032	87°	Elway	Humphries
Sun., Sept. 11	22-25	L	New York Jets (OT)	Giants Stadium	73,436	69°	Elway	Esionas
Sun., Sept. 18	16-48	L	Los Angeles Raiders	Mile High Stadium	75,764	83°	Elway	Hostetler
Mon., Sept. 26*	20-27	L	Buffalo Bills	Rich Stadium	75,373	62°	Elway	Kelly
Sun., Oct. 9	16-9	W	Seattle Seahawks	Husky Stadium	63,872	64°	Elway	Mirer
Mon., Oct. 17	28-31	L	Kansas City Chiefs	Mile High Stadium	75,151	42°	Elway	Montana
Sun., Oct. 23	20-15	W	San Diego Chargers	Jack Murphy Stadium	61,626	69°	Elway	Humphries
Sun., Oct. 30	26-14	W	Cleveland Browns	Mile High Stadium	73,190	40°	Elway	Testaverde
Sun., Nov. 6	21-27	L	Los Angeles Rams	Anaheim Stadium	48,103	74°	Elway	Chandler
Sun., Nov. 13	17-10	W	Seattle Seahawks	Mile High Stadium	71,290	52°	Elway	Mirer
Sun., Nov. 20	32-28	W	Atlanta Falcons	Mile High Stadium	70,594	48°	Elway	George
Sun., Nov. 27	15-13	W	Cincinnati Bengals	Mile High Stadium	69,714	30°	Elway	Blake
Sun., Dec. 4	20-17	W	Kansas City Chiefs (OT)	Arrowhead Stadium	77,631	67°	Elway	Bono
Sat., Dec. 11	13-23	L	Los Angeles Raiders	L.A. Coliseum	60,016	65°	Millen	Hostetler
Sat., Dec. 17	19-42	L	San Francisco 49ers	Candlestick Park	64,884	49°	Elway	Young
Sat., Dec. 24	28-30	L	New Orleans Saints	Mile High Stadium	64,445	59°	Millen	Everett
(Bye Oct. 2)	347-386				1,099,121			

1995

HEAD COACH: Mike Shanahan

PRESEASON (3-2)

Day/Date	Score	W/L	Opponent	Location	Attend.	Temp.	Den. QB	Opp. QB
Sat., July 29*	9-7	W	San Francisco 49ers	Mile High Stadium	71,182	89°	Elway	Young
Sun., Aug. 6	24-10	W	San Francisco 49ers	Tokyo Dome <i>(Tokyo, Japan; American Bowl; Sunday a.m. in Tokyo/Sat. p.m. in Denver)</i>	48,526	Ind.	Elway	Young
Sat., Aug. 12*	10-19	L	Carolina Panthers	Clemson Stadium	57,017	93°	Elway	Reich
Mon., Aug. 21*	20-17	W	Dallas Cowboys	Mile High Stadium	72,451	82°	Elway	Aikman
Fri., Aug. 25*	17-23	L	Jacksonville Jaguars	Jacksonville Municipal Stadium	66,023	82°	Millen	Beuerlein
	80-76				315,199			

REGULAR SEASON (8-8 overall / 4th AFC West (3-5 Div.) / 6-2 home / 2-6 away)

Day/Date	Score	W/L	Opponent	Location	Attend.	Temp.	Den. QB	Opp. QB
Sun., Sept. 3*	22-7	W	Buffalo Bills	Mile High Stadium	75,157	91°	Elway	Kelly
Sun., Sept. 10	21-31	L	Dallas Cowboys	Texas Stadium	64,578	84°	Elway	Aikman
Sun., Sept. 17	38-31	W	Washington Redskins	Mile High Stadium	71,930	80°	Elway	Ferrette
Sun., Sept. 24	6-17	L	San Diego Chargers	Jack Murphy Stadium	58,987	76°	Elway	Humphries
Sun., Oct. 1	10-27	L	Seattle Seahawks	Kingdome	49,914	Ind.	Elway	Mirer
Sun., Oct. 8*	37-3	W	New England Patriots	Foxboro Stadium	60,074	66°	Elway	Bledsoe
Mon., Oct. 16*	27-0	W	Oakland Raiders	Mile High Stadium	75,491	66°	Elway	Hostetler
Sun., Oct. 22	7-21	L	Kansas City Chiefs	Mile High Stadium	71,044	34°	Elway	Bono
Sun., Nov. 5	38-6	W	Arizona Cardinals	Mile High Stadium	71,488	65°	Elway	Krieg
Sun., Nov. 12*	13-31	L	Philadelphia Eagles	Veterans Stadium	60,842	34°	Elway	Pete
Sun., Nov. 19	30-27	W	San Diego Chargers	Mile High Stadium	74,681	55°	Elway	Humphries
Sun., Nov. 26	33-42	L	Houston Oilers	Astrodome	36,113	Ind.	Elway	Chandler
Sun., Dec. 3	31-23	W	Jacksonville Jaguars	Mile High Stadium	72,231	51°	Elway	Beuerlein
Sun., Dec. 10	27-31	L	Seattle Seahawks	Mile High Stadium	71,488	56°	Elway	Mirer
Sun., Dec. 17	17-20	L	Kansas City Chiefs	Arrowhead Stadium	75,061	37°	Elway	Bono
Sun., Dec. 24	31-28	W	Oakland Raiders	Oakland-Alameda County Coliseum	50,074	57°	Elway	Hobert
(Bye Oct. 29)	388-345				1,039,153			

Staff/Contributors: 2022 Season History/Results Stats/Pressbox Records/Photo/Miscellaneous

1996

HEAD COACH: Mike Shanahan

PRESEASON (3-1)

Day/Date	Score	W/L	Opponent	Location	Attend.	Temp.	Den. QB	Opp. QB
Sat., Aug. 3	20-17	W	San Francisco 49ers	3Com Park	48,577	65°	Elway	Young
Sat., Aug. 10*	40-28	W	Carolina Panthers	Mile High Stadium	70,649	87°	Elway	Collins, K.
Sat., Aug. 17*	20-3	W	Dallas Cowboys	Texas Stadium	56,115	78°	Elway	Aikman
Fri., Aug. 23*	24-31	L	Jacksonville Jaguars	Mile High Stadium	57,665	64°	Elway	Brunell
	104-79				233,006			

REGULAR SEASON (13-3 overall / 1st AFC West (6-2 Div.) / 8-0 home / 5-3 away)

Day/Date	Score	W/L	Opponent	Location	Attend.	Temp.	Den. QB	Opp. QB
Sun., Sept. 1	31-6	W	New York Jets	Mile High Stadium	70,595	90°	Elway	O'Donnell
Sun., Sept. 8*	30-20	W	Seattle Seahawks	Kingdome	43,671	Ind.	Elway	Mirer
Sun., Sept. 15*	27-23	W	Tampa Bay Buccaneers	Mile High Stadium	71,535	70°	Elway	Dilfer
Sun., Sept. 22	14-17	L	Kansas City Chiefs	Arrowhead Stadium	79,439	75°	Elway	Bono
Sun., Sept. 29	14-10	W	Cincinnati Bengals	Cinergy Field	51,798	70°	Elway	Blake
Sun., Oct. 6	28-17	W	San Diego Chargers	Mile High Stadium	75,058	68°	Elway	Humphries
Sun., Oct. 20	45-34	W	Baltimore Ravens	Mile High Stadium	70,453	36°	Elway	Testaverde
Sun., Oct. 27	34-7	W	Kansas City Chiefs	Mile High Stadium	75,652	44°	Elway	Bono
Mon., Nov. 4*	22-21	W	Oakland Raiders	Oakland-Alameda County Coliseum	61,179	63°	Elway	Hostetler
Sun., Nov. 10	17-12	W	Chicago Bears	Mile High Stadium	75,555	66°	Elway	Krieg
Sun., Nov. 17	34-8	W	New England Patriots	Foxboro Stadium	59,452	55°	Elway	Bledsoe
Sun., Nov. 24	21-17	W	Minnesota Vikings	Hubert H. Humphrey Metrodome	59,142	Ind.	Elway	Johnson, B.
Sun., Dec. 1	34-7	W	Seattle Seahawks	Mile High Stadium	74,982	50°	Elway	Mirer
Sun., Dec. 8	6-41	L	Green Bay Packers	Lambeau Field	60,712	31°	Musgrave	Favre
Sun., Dec. 15	24-19	W	Oakland Raiders	Mile High Stadium	75,466	40°	Elway	Hostetler
Sun., Dec. 22*	10-16	L	San Diego Chargers	Jack Murphy Stadium	46,801	56°	Elway	Humphries
(Bye Oct. 13)	391-275				1,051,490			

1996 AFC DIVISIONAL PLAYOFF GAME

Sat., Jan. 4	27-30	L	Jacksonville Jaguars	Mile High Stadium	75,678	46°	Elway	Brunell
--------------	-------	---	----------------------	-------------------	--------	-----	-------	---------

1997

HEAD COACH: Mike Shanahan

PRESEASON (3-2)

Day/Date	Score	W/L	Opponent	Location	Attend.	Temp.	Den. QB	Opp. QB
Sat., Jul. 26*	31-10	W	Buffalo Bills	Mile High Stadium	69,739	81°	Elway	Collins, T.
Mon., Aug. 4*	19-38	L	Miami Dolphins	Estadio Guillermo Canedo (Mexico City, American Bowl)	104,629	70°	Elway	Marino
Sat., Aug. 9*	23-13	W	Carolina Panthers	Ericsson Stadium	68,296	78°	Lewis	Collins, K.
Sun., Aug. 17	21-31	L	New England Patriots	Foxboro Stadium	55,354	88°	Lewis	Bledsoe
Sat., Aug. 23*	31-17	W	San Francisco 49ers	Mile High Stadium	69,874	89°	Elway	Young
	125-109				367,892			

REGULAR SEASON (12-4 overall / 2nd AFC West (6-2 Div.) / 8-0 home / 4-4 away)

Day/Date	Score	W/L	Opponent	Location	Attend.	Temp.	Den. QB	Opp. QB
Sun., Aug. 31	19-3	W	Kansas City Chiefs	Mile High Stadium	75,600	82°	Elway	Grbac
Sun., Sept. 7	35-14	W	Seattle Seahawks	Kingdome	55,859	Ind.	Elway	Moon
Sun., Sept. 14	35-14	W	St. Louis Rams	Mile High Stadium	74,338	82°	Elway	Banks
Sun., Sept. 21	38-20	W	Cincinnati Bengals	Mile High Stadium	73,871	54°	Elway	Blake
Sun., Sept. 28	29-21	W	Atlanta Falcons	Georgia Dome	48,211	Ind.	Elway	Chandler
Mon., Oct. 6*	34-13	W	New England Patriots	Mile High Stadium	75,821	55°	Elway	Bledsoe
Sun., Oct. 19	25-28	L	Oakland Raiders	Oakland-Alameda County Coliseum	57,006	64°	Elway	George
Sun., Oct. 26	23-20	W	Buffalo Bills (OT)	Rich Stadium	78,458	43°	Elway	Collins, T.
Sun., Nov. 2	30-27	W	Seattle Seahawks	Mile High Stadium	74,212	46°	Elway	Moon
Sun., Nov. 9	34-0	W	Carolina Panthers	Mile High Stadium	71,408	28°	Elway	Collins, K.
Sun., Nov. 16	22-24	L	Kansas City Chiefs	Arrowhead Stadium	77,963	31°	Elway	Gannon
Mon., Nov. 24*	31-3	W	Oakland Raiders	Mile High Stadium	75,307	38°	Elway	George
Sun., Nov. 30*	38-28	W	San Diego Chargers	Qualcomm Stadium	54,245	56°	Elway	Whelihan
Sun., Dec. 7	24-35	L	Pittsburgh Steelers	Three Rivers Stadium	59,739	33°	Elway	Stewart
Mon., Dec. 15*	17-34	L	San Francisco 49ers	3Com Park	68,461	50°	Elway	Young
Sun., Dec. 21	38-3	W	San Diego Chargers	Mile High Stadium	69,632	33°	Elway	Whelihan
(Bye Oct. 12)	472-287				1,090,131			

1997 AFC WILD CARD PLAYOFF GAME

Sat., Dec. 27	42-17	W	Jacksonville Jaguars	Mile High Stadium	74,481	44°	Elway	Brunell
---------------	-------	---	----------------------	-------------------	--------	-----	-------	---------

1997 AFC DIVISIONAL PLAYOFF GAME

Sun., Jan. 4	14-10	W	Kansas City Chiefs	Arrowhead Stadium	76,965	32°	Elway	Grbac
--------------	-------	---	--------------------	-------------------	--------	-----	-------	-------

1997 AFC CHAMPIONSHIP GAME

Sun., Jan. 11	24-21	W	Pittsburgh Steelers	Three Rivers Stadium	61,382	38°	Elway	Stewart
---------------	-------	---	---------------------	----------------------	--------	-----	-------	---------

SUPER BOWL XXXII

Sun., Jan. 25	31-24	W	Green Bay Packers	Qualcomm Stadium, San Diego	68,912	67°	Elway	Favre
---------------	-------	---	-------------------	-----------------------------	--------	-----	-------	-------

BRONCOS IN THE HALL OF FAME GAME

The Broncos have played in three Hall of Fame Games in their history and own a 1-2 record in those preseason contests held at Fawcett Stadium in Canton, Ohio, as part of the Pro Football Hall of Fame induction ceremony weekend. In Hall of Fame Game action, Denver defeated Detroit 10-7 on July 24, 1976, lost to Detroit 14-3 on July 27, 1991, and lost to Washington 20-17 on Aug. 9, 2004.

1998

HEAD COACH: Mike Shanahan

PRESEASON (3-1)

Day/Date	Score	W/L	Opponent	Location	Attend.	Temp.	Den. QB	Opp. QB
Sat., Aug. 8*	20-13	W	St. Louis Rams	Trans World Dome	53,842	Ind.	Brister	Banks
Fri., Aug. 14*	17-10	W	New Orleans Saints	Mile High Stadium	70,937	82°	Elway	Hobert
Mon., Aug. 24*	34-31	W	Green Bay Packers	Mile High Stadium	73,183	73°	Elway	Favre
Sat., Aug. 29	13-16	L	Tennessee Oilers	Vanderbilt Stadium	33,194	89°	Elway	McNair

REGULAR SEASON (14-2 overall / 1st AFC West (8-0 Div.) / 8-0 home / 6-2 away)

Day/Date	Score	W/L	Opponent	Location	Attend.	Temp.	Den. QB	Opp. QB
Mon., Sept. 7*	27-21	W	New England Patriots	Mile High Stadium	74,745	84°	Elway	Bledsoe
Sun., Sept. 13	42-23	W	Dallas Cowboys	Mile High Stadium	75,013	76°	Elway	Aikman
Sun., Sept. 20	34-17	W	Oakland Raiders	Oakland-Alameda County Coliseum	56,578	65°	Elway	George
Sun., Sept. 27	38-16	W	Washington Redskins	Jack Kent Cooke Stadium	71,880	90°	Brister	Green
Sun., Oct. 4	41-16	W	Philadelphia Eagles	Mile High Stadium	73,218	57°	Brister	Hoying
Sun., Oct. 11	21-16	W	Seattle Seahawks	Kingdome	66,258	Ind.	Elway	Moore
Sun., Oct. 25	37-24	W	Jacksonville Jaguars	Mile High Stadium	75,217	63°	Elway	Brunt
Sun., Nov. 1	33-26	W	Cincinnati Bengals	Cinergy Field	58,974	60°	Elway	O'Donnell
Sun., Nov. 8	27-10	W	San Diego Chargers	Mile High Stadium	74,925	37°	Brister	Leaf
Mon., Nov. 16*	30-7	W	Kansas City Chiefs	Arrowhead Stadium	78,100	54°	Brister	Gannon
Sun., Nov. 22	40-14	W	Oakland Raiders	Mile High Stadium	75,325	73°	Elway	Hollas
Sun., Nov. 29*	31-16	W	San Diego Chargers	Qualcomm Stadium	66,532	63°	Elway	Whelihan
Sun., Dec. 6	35-31	W	Kansas City Chiefs	Mile High Stadium	74,962	35°	Elway	Gannon
Sun., Dec. 13	16-20	L	New York Giants	Giants Stadium	72,336	41°	Elway	Graham
Mon., Dec. 21*	21-31	L	Miami Dolphins	Pro Player Stadium	74,363	76°	Elway	Marino
Sun., Dec. 27	28-21	W	Seattle Seahawks	Mile High Stadium	74,057	46°	Elway	Kitna
(Bye Oct. 18)	501-309				1,143,213			

1998 AFC DIVISION PLAYOFF GAME

Sat., Jan. 9	38-3	W	Miami Dolphins	Mile High Stadium	75,729	49°	Elway	Marino
--------------	------	---	----------------	-------------------	--------	-----	-------	--------

1998 AFC CHAMPIONSHIP GAME

Sun., Jan. 17	23-10	W	New York Jets	Mile High Stadium	75,482	41°	Elway	Testaverde
---------------	-------	---	---------------	-------------------	--------	-----	-------	------------

SUPER BOWL XXXIII

Sun., Jan. 31*	34-19	W	Atlanta Falcons	Pro Player Stadium, Miami	74,803	73°	Elway	Chandler
----------------	-------	---	-----------------	---------------------------	--------	-----	-------	----------

1999

HEAD COACH: Mike Shanahan

PRESEASON (3-2)

Day/Date	Score	W/L	Opponent	Location	Attend.	Temp.	Den. QB	Opp. QB
Sun., Aug. 8	20-17	W	San Diego Chargers	Stadium Australia	73,811	60°	Brister	Harbaugh
Sat., Aug. 14*	38-7	W	Arizona Cardinals	<i>(Sydney, Australia; American Bowl, Sunday a.m. in Sydney/Sat. p.m. in Denver)</i>	67,944	80°	Brister	Plummer
Mon., Aug. 23*	12-27	L	Green Bay Packers	Camp Randall Stad., Madison, Wisc.	78,184	66°	Brister	Favre
Sun., Aug. 29*	12-22	L	Dallas Cowboys	Texas Stadium	61,893	98°	Brister	Aikman
Fri., Sept. 3*	34-3	W	San Francisco 49ers	Mile High Stadium	68,421	67°	Griese	Garcia
	116-76				350,250			

REGULAR SEASON (6-10 overall / 5th AFC West (4-4 Div.) / 3-5 home / 3-5 away)

Day/Date	Score	W/L	Opponent	Location	Attend.	Temp.	Den. QB	Opp. QB
Mon., Sept. 13*	21-38	L	Miami Dolphins	Mile High Stadium	75,623	60°	Griese	Marino
Sun., Sept. 19	10-26	L	Kansas City Chiefs	Arrowhead Stadium	78,683	69°	Griese	Grbac
Sun., Sept. 26	10-13	L	Tampa Bay Buccaneers	Raymond James Stadium	65,297	82°	Griese	Dilfer
Sun., Oct. 3	13-21	L	New York Jets	Mile High Stadium	74,181	54°	Griese	Mirer
Sun., Oct. 10	16-13	W	Oakland Raiders	Network Associates Coliseum	55,704	79°	Griese	Gannon
Sun., Oct. 17	31-10	W	Green Bay Packers	Mile High Stadium	73,352	50°	Griese	Favre
Sun., Oct. 24	23-24	L	New England Patriots	Foxboro Stadium	60,011	53°	Griese	Bledsoe
Sun., Oct. 31	20-23	L	Minnesota Vikings	Mile High Stadium	75,021	75°	Griese	George
Sun., Nov. 7	33-17	W	San Diego Chargers	Qualcomm Stadium	61,204	69°	Miller	Harbaugh
Sun., Nov. 14*	17-20	L	Seattle Seahawks	Kingdome	66,314	Ind.	Miller	Kitna
Mon., Nov. 22*	27-21	W	Oakland Raiders (OT)	Mile High Stadium	70,012	26°	Miller	Gannon
Sun., Dec. 5	10-16	L	Kansas City Chiefs	Mile High Stadium	73,855	45°	Griese	Grbac
Mon., Dec. 13*	24-27	L	Jacksonville Jaguars	ALLTEL Stadium	71,337	68°	Griese	Bruneil
Sun., Dec. 19	36-30	W	Seattle Seahawks	Mile High Stadium	65,987	27°	Griese	Kitna
Sat., Dec. 25	17-7	W	Detroit Lions	Silverdome	73,158	Ind.	Griese	Batch
Sun., Jan. 2	6-12	L	San Diego Chargers	Mile High Stadium	69,278	41°	Griese	Harbaugh
(Bye Nov. 28)	314-318				1,109,037			

2000

HEAD COACH: Mike Shanahan

PRESEASON (4-0)

Day/Date	Score	W/L	Opponent	Location	Attend.	Temp.	Den. QB	Opp. QB
Sat., Aug. 5*	31-17	W	Arizona Cardinals	Sun Devil Stadium	37,781	101°	Griese	Plummer
Sun., Aug. 13	26-20	W	Green Bay Packers	Mile High Stadium	75,367	89°	Griese	Hasselbeck, M.
Sat., Aug. 19*	36-23	W	Dallas Cowboys	Mile High Stadium	76,632	85°	Griese	Aikman
Fri., Aug. 25*	28-24	W	San Francisco 49ers	3COM Park	65,016	70°	Griese	Garcia
	121-84				254,796			

REGULAR SEASON (11-5 overall / 2nd AFC West (6-2 Div.) / 6-2 home / 5-3 away)

Day/Date	Score	W/L	Opponent	Location	Attend.	Temp.	Den. QB	Opp. QB
Mon., Sept. 4*	36-41	L	St. Louis Rams	Trans World Dome	63,956	Ind.	Griese	Warr
Sun., Sept. 10	42-14	W	Atlanta Falcons	Mile High Stadium	75,466	84°	Griese	Chandler
Sun., Sept. 17	33-24	W	Oakland Raiders	Network Associates Coliseum	62,078	79°	Griese	Gannon
Sun., Sept. 24	22-23	L	Kansas City Chiefs	Mile High Stadium	74,596	36°	Ferrotte	Grbac
Sun., Oct. 1	19-28	L	New England Patriots	Mile High Stadium	75,684	80°	Griese	Bledsoe
Sun., Oct. 8	21-7	W	San Diego Chargers	Qualcomm Stadium	56,079	68°	Griese	Harbaugh
Sun., Oct. 15	44-10	W	Cleveland Browns	Mile High Stadium	75,811	59°	Griese	Couch
Sun., Oct. 22	21-31	L	Cincinnati Bengals	Paul Brown Stadium	61,603	73°	Griese	Smith
Sun., Nov. 5	30-23	W	New York Jets	Giants Stadium	78,305	51°	Griese	Testaverde
Mon., Nov. 13*	27-24	W	Oakland Raiders	Mile High Stadium	75,951	20°	Griese	Gannon
Sun., Nov. 19	38-37	W	San Diego Chargers	Mile High Stadium	75,218	39°	Ferrotte	Leaf
Sun., Nov. 26	38-31	W	Seattle Seahawks	Husky Stadium	68,661	48°	Ferrotte	Huard, B.
Sun., Dec. 3	36-23	W	New Orleans Saints	Louisiana Superdome	64,900	Ind.	Ferrotte	Brooks
Sun., Dec. 10	31-24	W	Seattle Seahawks	Mile High Stadium	75,218	22°	Ferrotte	Kitna
Sun., Dec. 17	7-20	L	Kansas City Chiefs	Arrowhead Stadium	78,406	99°	Ferrotte	Grbac
Sat., Dec. 23	38-9	W	San Francisco 49ers	Mile High Stadium	76,098	45°	Griese	Garcia
(Bye Oct. 29)	485-369				1,140,030			

2000 AFC WILD CARD PLAYOFF GAME

Sun., Dec. 31	3-21	L	Baltimore Ravens	PSINet Stadium	69,638	22°	Ferrotte	Dilfer
---------------	------	---	------------------	----------------	--------	-----	----------	--------

2001

HEAD COACH: Mike Shanahan

PRESEASON (3-1)

Day/Date	Score	W/L	Opponent	Location	Attend.	Temp.	Den. QB	Opp. QB
Sat., Aug. 11*	20-6	W	Dallas Cowboys	Texas Stadium	46,883	86°	Griese	Banks
Mon., Aug. 20*	7-22	L	Green Bay Packers	Lambeau Field	59,177	77°	Griese	Favre
Sat., Aug. 25*	31-24	W	New Orleans Saints	INVESCO Field at Mile High	74,063	81°	Griese	Brooks
Fri., Aug. 31*	35-7	W	San Francisco 49ers	INVESCO Field at Mile High	73,855	72°	Ferrotte	Rattay
	93-59				253,928			

REGULAR SEASON (8-8 overall / 3rd AFC West (4-4 Div.) / 6-2 home / 2-6 away)

Day/Date	Score	W/L	Opponent	Location	Attend.	Temp.	Den. QB	Opp. QB
Mon., Sept. 10*	31-20	W	New York Giants	INVESCO Field at Mile High	75,735	75°	Griese	Collins
Sun., Sept. 16			**Postponed until Jan. 6 due to terrorist attacks on U.S.**					
Sun., Sept. 23*	38-17	W	Arizona Cardinals	Sun Devil Stadium	50,913	103°	Griese	Plummer
Sun., Sept. 30	13-20	L	Baltimore Ravens	INVESCO Field at Mile High	75,082	71°	Griese	Gibac
Sun., Oct. 7	20-6	W	Kansas City Chiefs	INVESCO Field at Mile High	75,037	74°	Griese	Green
Sun., Oct. 14	21-34	L	Seattle Seahawks	Husky Stadium	61,837	54°	Griese	Differ
Sun., Oct. 21	10-27	L	San Diego Chargers	Qualcomm Stadium	67,521	66°	Griese	Flutie
Sun., Oct. 28*	31-20	W	New England Patriots	INVESCO Field at Mile High	74,750	72°	Griese	Brady
Mon., Nov. 5*	28-38	L	Oakland Raiders	Network Associates Coliseum	62,637	62°	Griese	Gannon
Sun., Nov. 11	26-16	W	San Diego Chargers	INVESCO Field at Mile High	74,951	62°	Griese	Flutie
Sun., Nov. 18	10-17	L	Washington Redskins	INVESCO Field at Mile High	74,622	44°	Griese	Banks
Thu., Nov. 22	26-24	W	Dallas Cowboys	Texas Stadium	64,104	72°	Griese	Leaf
Sun., Dec. 2	10-21	L	Miami Dolphins	Pro Player Stadium	73,938	76°	Griese	Fiedler
Sun., Dec. 9*	20-27	W	Seattle Seahawks	INVESCO Field at Mile High	74,524	38°	Griese	Hasselbeck, M.
Sun., Dec. 16	23-16	L	Kansas City Chiefs (OT)	Arrowhead Stadium	77,778	49°	Ferrotte	Green
Sun., Dec. 30	23-17	W	Oakland Raiders	INVESCO Field at Mile High	75,582	24°	Griese	Gannon
Sun., Jan. 6	10-29	L	Indianapolis Colts	RCA Dome	56,192	Ind.	Griese	Manning, P.
(Bye Dec. 23)	340-339				1,115,203			

2002

HEAD COACH: Mike Shanahan

PRESEASON (3-1)

Day/Date	Score	W/L	Opponent	Location	Attend.	Temp.	Den. QB	Opp. QB
Sat., Aug. 10*	7-13	W	Chicago Bears	Memorial Stadium, Champaign, Ill.	52,168	85°	Griese	Miller
Mon., Aug. 19*	27-10	W	San Francisco 49ers	INVESCO Field at Mile High	73,071	85°	Griese	Garcia
Sat., Aug. 24*	19-13	W	Arizona Cardinals	Sun Devil Stadium	26,736	105°	Griese	Plummer
Thu., Aug. 29*	31-0	W	Seattle Seahawks	INVESCO Field at Mile High	71,755	65°	Jackson	Hasselbeck, M.
	84-28				223,730			

REGULAR SEASON (9-7 overall / 2nd AFC West (3-3 Div.) / 5-3 home / 4-4 away)

Day/Date	Score	W/L	Opponent	Location	Attend.	Temp.	Den. QB	Opp. QB
Sun., Sept. 8	23-16	W	St. Louis Rams	INVESCO Field at Mile High	75,710	83°	Griese	Warner
Sun., Sept. 15	24-14	W	San Francisco 49ers	3COM Park	67,685	67°	Griese	Garcia
Sun., Sept. 22	23-23	W	Buffalo Bills	INVESCO Field at Mile High	75,359	59°	Griese	Bledsoe
Mon., Sept. 30*	28-14	W	Baltimore Ravens	Ravens Stadium	69,538	71°	Griese	Redman
Sun., Oct. 6	26-9	W	San Diego Chargers	INVESCO Field at Mile High	75,065	57°	Griese	Brees
Sun., Oct. 13*	22-24	L	Miami Dolphins	INVESCO Field at Mile High	75,941	58°	Griese	Fiedler
Sun., Oct. 20	37-34	W	Kansas City Chiefs (OT)	Arrowhead Stadium	78,446	51°	Griese	Green
Sun., Oct. 27	24-16	W	New England Patriots	Gillette Stadium	68,436	60°	Griese	Brady
Mon., Nov. 11*	10-34	L	Oakland Raiders	INVESCO Field at Mile High	76,643	32°	Griese	Gannon
Sun., Nov. 17	31-9	W	Seattle Seahawks	Seahawks Stadium	65,495	53°	Griese	Hasselbeck, M.
Sun., Nov. 24*	20-23	L	Indianapolis Colts (OT)	INVESCO Field at Mile High	75,075	25°	Griese	Manning, P.
Sun., Dec. 1	27-30	L	San Diego Chargers (OT)	Qualcomm Stadium	66,357	64°	Beuerlein	Brees
Sun., Dec. 8	13-19	L	New York Jets	Giants Stadium	78,521	42°	Griese	Pennington
Sun., Dec. 15	31-24	W	Kansas City Chiefs	INVESCO Field at Mile High	75,947	54°	Griese	Green
Sun., Dec. 22	16-28	L	Oakland Raiders	Network Associates Coliseum	62,592	56°	Griese	Gannon
Sun., Dec. 29	37-7	W	Arizona Cardinals	INVESCO Field at Mile High	75,164	57°	Beuerlein	Plummer
(Bye Nov. 2)	392-344				1,161,974			

2003

HEAD COACH: Mike Shanahan

PRESEASON (3-1)

Day/Date	Score	W/L	Opponent	Location	Attend.	Temp.	Den. QB	Opp. QB
Sat., Aug. 9*	20-12	W	Houston Texans	Reliant Stadium	70,021	Ind.	Plummer	Carr
Sat., Aug. 16*	15-10	W	Chicago Bears	Memorial Stadium, Champaign, Ill.	52,861	85°	Plummer	Stewart
Mon., Aug. 25*	23-28	L	Indianapolis Colts	INVESCO Field at Mile High	72,510	82°	Plummer	Manning, P.
Fri., Aug. 29*	20-3	W	Seattle Seahawks	INVESCO Field at Mile High	73,038	80°	Jackson	Hasselbeck, M.
	78-53				268,430			

REGULAR SEASON (10-6 overall / 2nd AFC West (5-1 Div.) / 6-2 home / 4-4 away)

Day/Date	Score	W/L	Opponent	Location	Attend.	Temp.	Den. QB	Opp. QB
Sun., Sept. 7	30-10	W	Cincinnati Bengals	Paul Brown Stadium	63,820	72°	Plummer	Kirby
Sun., Sept. 14	37-13	W	San Diego Chargers	Qualcomm Stadium	65,445	73°	Plummer	Brees
Mon., Sept. 22*	31-10	W	Oakland Raiders	INVESCO Field at Mile High	76,753	72°	Plummer	Gannon
Sun., Sept. 28	20-16	W	Detroit Lions	INVESCO Field at Mile High	75,719	66°	Plummer	Harrington
Sun., Oct. 5	23-24	L	Kansas City Chiefs	Arrowhead Stadium	78,903	69°	Plummer	Green
Sun., Oct. 12	17-14	W	Pittsburgh Steelers	INVESCO Field at Mile High	75,974	73°	Beuerlein	Maddox
Sun., Oct. 19	20-28	L	Minnesota Vikings	Hubert H. Humphrey Metrodome	64,381	Ind.	Beuerlein	Culpepper
Sun., Oct. 26	6-26	L	Baltimore Ravens	M&T Bank Stadium	69,721	67°	Kanell	Bolter
Mon., Nov. 3*	26-30	L	New England Patriots	INVESCO Field at Mile High	76,203	35°	Kanell	Brady
Sun., Nov. 16	37-8	W	San Diego Chargers	INVESCO Field at Mile High	75,217	52°	Plummer	Flutie
Sun., Nov. 23	10-19	L	Chicago Bears	INVESCO Field at Mile High	75,540	18°	Plummer	Chandler
Sun., Nov. 30	22-8	W	Oakland Raiders	Network Associates Coliseum	57,201	55°	Plummer	Mirer
Sun., Dec. 7	45-27	W	Kansas City Chiefs	INVESCO Field at Mile High	76,403	63°	Plummer	Green
Sun., Dec. 14	23-20	W	Cleveland Browns (OT)	INVESCO Field at Mile High	75,358	52°	Plummer	Couch
Sun., Dec. 21*	31-17	W	Indianapolis Colts	RCA Dome	57,149	Ind.	Plummer	Manning, P.
Sun., Dec. 28	3-31	L	Green Bay Packers	Lambeau Field	70,299	45°	Jackson	Favre
(Bye Nov. 9)	381-301				1,134,086			

2003 AFC WILD CARD PLAYOFF GAME

Sun., Jan. 4	10-41	L	Indianapolis Colts	RCA Dome	56,586	Ind.	Plummer	Manning, P.
--------------	-------	---	--------------------	----------	--------	------	---------	-------------

2004

HEAD COACH: Mike Shanahan

PRESEASON (2-3)

Day/Date	Score	W/L	Opponent	Location	Attend.	Temp.	Den. QB	Opp. QB
Mon., Aug. 9*	17-20	L	Washington Redskins	Fawcett Stadium (Canton, Ohio; Hall of Fame Game)	22,177	75°	Plummer	Brunell
Sun., Aug. 15*	6-16	L	Buffalo Bills	Ralph Wilson Stadium	49,645	70°	Plummer	Bledsoe
Sat., Aug. 21*	19-3	W	Seattle Seahawks	Qwest Field	47,641	66°	Plummer	Hasselbeck, M.
Fri., Aug. 27*	31-17	W	Houston Texans	INVESCO Field at Mile High	71,256	54°	Plummer	Carr
Thu., Sept. 2*	21-33	L	Arizona Cardinals	INVESCO Field at Mile High	71,986	79°	Kanell	McCown
	94-89				262,705			

REGULAR SEASON (10-6 overall / 2nd AFC West (3-3 Div.) / 6-2 home / 4-4 away)

Day/Date	Score	W/L	Opponent	Location	Attend.	Temp.	Den. QB	Opp. QB
Sun., Sept. 12*	34-24	W	Kansas City Chiefs	INVESCO Field at Mile High	75,939	82°	Plummer	Green
Sun., Sept. 19	6-7	L	Jacksonville Jaguars	ALLTEL Stadium	69,127	78°	Plummer	Leftwich
Sun., Sept. 26	23-13	W	San Diego Chargers	INVESCO Field at Mile High	74,533	73°	Plummer	Brees
Sun., Oct. 3	16-13	W	Tampa Bay Buccaneers	Raymond James Stadium	65,341	86°	Plummer	Johnson
Sun., Oct. 10	20-17	W	Carolina Panthers	INVESCO Field at Mile High	75,072	72°	Plummer	Dellonhime
Sun., Oct. 17	31-3	W	Oakland Raiders	Network Associates Coliseum	57,293	67°	Plummer	Collins
Mon., Oct. 25*	10-23	L	Cincinnati Bengals	Paul Brown Stadium	65,806	61°	Plummer	Palmer
Sun., Oct. 31	28-41	L	Atlanta Falcons	INVESCO Field at Mile High	75,083	54°	Plummer	Vick
Sun., Nov. 7	31-13	W	Houston Texans	INVESCO Field at Mile High	74,292	69°	Plummer	Carr
Sun., Nov. 21	34-13	W	New Orleans Saints	Louisiana Superdome	64,900	Ind.	Plummer	Brooks
Sun., Nov. 28*	24-25	L	Oakland Raiders	INVESCO Field at Mile High	75,936	18°	Plummer	Collins
Sun., Dec. 5	17-20	L	San Diego Chargers	Qualcomm Stadium	65,395	58°	Plummer	Brees
Sun., Dec. 12	20-17	W	Miami Dolphins	INVESCO Field at Mile High	75,027	37°	Plummer	Feeley
Sun., Dec. 19	17-45	L	Kansas City Chiefs	Arrowhead Stadium	77,702	15°	Plummer	Green
Sat., Dec. 25*	37-16	W	Tennessee Titans	The Coliseum	68,809	29°	Plummer	Volek
Sun., Jan. 2	33-14	W	Indianapolis Colts	INVESCO Field at Mile High	75,149	32°	Plummer	Manning, P.
(Bye Nov. 14)	381-304				1,135,404			

2004 AFC WILD CARD PLAYOFF GAME

Sun., Jan. 9	24-49	L	Indianapolis Colts	RCA Dome	56,609	Ind.	Plummer	Manning, P.
--------------	-------	---	--------------------	----------	--------	------	---------	-------------

2005

HEAD COACH: Mike Shanahan

PRESEASON (4-0)

Day/Date	Score	W/L	Opponent	Location	Attend.	Temp.	Den. QB	Opp. QB
Sat., Aug. 13*	20-14	W	Houston Texans	Reliant Stadium	70,016	Ind.	Plummer	Carr
Sat., Aug. 20*	26-21	W	San Francisco 49ers	INVESCO Field at Mile High	70,794	70°	Plummer	Smith
Sat., Aug. 27*	37-24	W	Indianapolis Colts	INVESCO Field at Mile High	74,152	77°	Plummer	Manning, P.
Fri., Sept. 2*	30-21	W	Arizona Cardinals	Sun Devil Stadium	40,888	99°	Van Pelt	Warner
	113-80				255,850			

REGULAR SEASON (13-3 overall / 1st AFC West (5-1 Div.) / 8-0 home / 5-3 away)

Day/Date	Score	W/L	Opponent	Location	Attend.	Temp.	Den. QB	Opp. QB
Sun., Sept. 11	10-33	L	Miami Dolphins	Dolphins Stadium	72,324	89°	Plummer	Frerotte
Sun., Sept. 18	20-17	W	San Diego Chargers	INVESCO Field at Mile High	75,310	77°	Plummer	Walter
Mon., Sept. 26*	30-10	W	Kansas City Chiefs	INVESCO Field at Mile High	76,381	72°	Plummer	Green
Sun., Oct. 2	20-7	W	Jacksonville Jaguars	Alltel Stadium	66,045	82°	Plummer	Leftwich
Sun., Oct. 9	21-19	W	Washington Redskins	INVESCO Field at Mile High	75,880	50°	Plummer	Brady
Sun., Oct. 16	28-20	W	New England Patriots	INVESCO Field at Mile High	75,510	75°	Plummer	Brady
Sun., Oct. 23	23-24	L	New York Giants	Giants Stadium	78,516	54°	Plummer	Manning, E.
Sun., Oct. 30	49-21	W	Philadelphia Eagles	INVESCO Field at Mile High	76,430	52°	Plummer	McNabb
Sun., Nov. 13	31-17	W	Oakland Raiders	McAfee Coliseum	62,779	61°	Plummer	Collins
Sun., Nov. 20	27-0	W	New York Jets	INVESCO Field at Mile High	76,255	61°	Plummer	Bollinger
Thu., Nov. 24	24-21	W	Dallas Cowboys (OT)	Texas Stadium	63,273	68°	Plummer	Bledsoe
Sun., Dec. 4	27-31	L	Kansas City Chiefs	Arrowhead Stadium	78,261	28°	Plummer	Green
Sun., Dec. 11	12-10	W	Baltimore Ravens	INVESCO Field at Mile High	75,631	41°	Plummer	Boller
Sat., Dec. 17*	28-17	W	Buffalo Bills	Ralph Wilson Stadium	71,887	28°	Plummer	Holcomb
Sat., Dec. 24	22-3	W	Oakland Raiders	INVESCO Field at Mile High	76,212	52°	Plummer	Collins
Sat., Dec. 31	23-7	W	San Diego Chargers	Qualcomm Stadium	65,513	61°	Plummer	Brees
(Bye Nov. 6)	395-258				1,167,388			

2005 AFC DIVISIONAL PLAYOFF GAME

Sat., Jan. 14	27-13	W	New England Patriots	INVESCO Field at Mile High	76,238	54°	Plummer	Brady
---------------	-------	---	----------------------	----------------------------	--------	-----	---------	-------

2005 AFC CHAMPIONSHIP GAME

Sun., Jan. 22	17-34	L	Pittsburgh Steelers	INVESCO Field at Mile High	76,775	34°	Plummer	Roethlisberger
---------------	-------	---	---------------------	----------------------------	--------	-----	---------	----------------

2006

HEAD COACH: Mike Shanahan

PRESEASON (3-1)

Day/Date	Score	W/L	Opponent	Location	Attend.	Temp.	Den. QB	Opp. QB
Fri., Aug. 11*	13-20	L	Detroit Lions	Ford Field	56,910	Ind.	Plummer	Kirby
Sat., Aug. 19*	35-10	W	Tennessee Titans	INVESCO Field at Mile High	73,180	63°	Plummer	Volter
Sun., Aug. 27*	17-14	W	Houston Texans	INVESCO Field at Mile High	73,689	70°	Plummer	Carr
Thu., Aug. 31*	29-23	W	Arizona Cardinals	Cardinals Stadium	62,937	Ind.	Cutler	Warner
	94-67				266,721			

REGULAR SEASON (9-7 overall / 3rd AFC West (3-3 Div.) / 4-4 home / 5-3 away)

Day/Date	Score	W/L	Opponent	Location	Attend.	Temp.	Den. QB	Opp. QB
Sun., Sept. 10	10-18	L	St. Louis Rams	Edward Jones Dome	65,577	Ind.	Plummer	Bulger
Sun., Sept. 17	9-6	W	Kansas City Chiefs (OT)	INVESCO Field at Mile High	76,786	61°	Plummer	Huard, D.
Sun., Sept. 24*	17-7	W	New England Patriots	Gillette Stadium	68,556	68°	Plummer	Brady
Mon., Oct. 9*	13-3	W	Baltimore Ravens	INVESCO Field at Mile High	76,355	39°	Plummer	McNair
Sun., Oct. 15*	13-3	W	Oakland Raiders	INVESCO Field at Mile High	76,691	64°	Plummer	Walter
Sun., Oct. 22	17-7	W	Cleveland Browns	Cleveland Browns Stadium	73,024	48°	Plummer	Frye
Sun., Oct. 29	31-34	L	Indianapolis Colts	INVESCO Field at Mile High	76,767	70°	Plummer	Manning, P.
Sun., Nov. 5	31-20	W	Pittsburgh Steelers	Heinz Field	64,681	53°	Plummer	Roethlisberger
Sun., Nov. 12	17-13	W	Oakland Raiders	McAfee Coliseum	62,094	56°	Plummer	Walter
Sun., Nov. 19*	27-35	L	San Diego Chargers	INVESCO Field at Mile High	76,723	34°	Plummer	Rivers
Thu., Nov. 23*	10-19	L	Kansas City Chiefs	Arrowhead Stadium	79,484	65°	Plummer	Green
Sun., Dec. 3*	20-23	L	Seattle Seahawks	INVESCO Field at Mile High	76,146	16°	Cutler	Hasselbeck, M.
Sun., Dec. 10	20-48	L	San Diego Chargers	Qualcomm Stadium	67,514	57°	Cutler	Rivers
Sun., Dec. 17	37-20	W	Arizona Cardinals	Cardinals Stadium	63,845	60°	Cutler	Leinart
Sun., Dec. 24	24-23	W	Cincinnati Bengals	INVESCO Field at Mile High	75,759	32°	Cutler	Palmer
Sun., Dec. 31	23-26	L	San Francisco 49ers (OT)	INVESCO Field at Mile High	75,555	32°	Cutler	Smith
(Bye Oct. 1)	319-305				1,155,737			

Staff/Coaches 2004 Season 2005 Season 2006 Season History/Results 2007 Season 2008 Season 2009 Season 2010 Season 2011 Season 2012 Season 2013 Season 2014 Season 2015 Season 2016 Season 2017 Season 2018 Season 2019 Season 2020 Season 2021 Season 2022 Season

2010

HEAD COACH: Josh McDaniels (12 games) & Eric Studesville (4 games)

PRESEASON (1-3)

Day/Date	Score	W/L	Opponent	Location	Attend.	Temp.	Den. QB	Opp. QB
Sun., Aug. 15*	24-33	L	Cincinnati Bengals	Paul Brown Stadium	51,278	78°	Orton	Palmer
Sat., Aug. 21*	20-25	L	Detroit Lions	INVESCO Field at Mile High	73,093	92°	Orton	Stafford
Sun., Aug. 29*	34-17	W	Pittsburgh Steelers	INVESCO Field at Mile High	73,054	90°	Orton	Roethlisberger
Thu., Sept. 2*	24-31	L	Minnesota Vikings	Mall of America Field (Metrodome)	63,328	Ind.	Orton	Jackson
	102-106				260,753			

REGULAR SEASON (4-12 overall / 4th AFC West (1-5 Div.) / 3-5 home / 1-7 away)

Day/Date	Score	W/L	Opponent	Location	Attend.	Temp.	Den. QB	Opp. QB
Sun., Sept. 12	17-24	L	Jacksonville Jaguars	EverBank Field	63,636	90°	Orton	Garrard
Sun., Sept. 19	31-14	W	Seattle Seahawks	INVESCO Field at Mile High	75,130	91°	Orton	Hasselbeck
Sun., Sept. 26	13-27	L	Indianapolis Colts	INVESCO Field at Mile High	76,401	85°	Orton	Manning, P.
Sun., Oct. 3	26-27	W	Baltimore Ravens	LP Field	69,143	54°	Orton	Young
Sun., Oct. 10	17-31	L	Baltimore Ravens	M&T Bank Stadium	71,246	67°	Orton	Flacco
Sun., Oct. 17	20-24	L	New York Jets	INVESCO Field at Mile High	75,982	73°	Orton	Sanchez
Sun., Oct. 24	14-59	L	Oakland Raiders	INVESCO Field at Mile High	75,835	63°	Orton	Campbell
Sun., Oct. 31*	16-24	L	San Francisco 49ers	Wembley Stadium (London)	83,941	54°	Orton	Smith
Sun., Nov. 14	49-29	W	Kansas City Chiefs	INVESCO Field at Mile High	75,334	43°	Orton	Cassel
Mon., Nov. 22*	14-35	L	San Diego Chargers	Qualcomm Stadium	68,482	55°	Orton	Rivers
Sun., Nov. 28	33-36	L	St. Louis Rams	INVESCO Field at Mile High	72,736	45°	Orton	Bradford
Sun., Dec. 5	6-10	L	Kansas City Chiefs	Arrowhead Stadium	67,267	26°	Orton	Cassel
<i>— Josh McDaniels out, Eric Studesville in as head coach —</i>								
Sun., Dec. 12	13-43	L	Arizona Cardinals	University of Phoenix Stadium	62,223	Ind.	Orton	Skelton
Sun., Dec. 19	23-39	L	Oakland Raiders	Oakland Coliseum	44,246	55°	Tebow	Campbell
Sun., Dec. 26	24-23	W	Houston Texans	INVESCO Field at Mile High	73,691	90°	Tebow	Schaub
Sun., Jan. 2	28-33	L	San Diego Chargers	INVESCO Field at Mile High	74,155	42°	Tebow	Rivers
(Bye Nov. 7)	344-471				1,129,448			

2011

HEAD COACH: John Fox

PRESEASON (2-2)

Day/Date	Score	W/L	Opponent	Location	Attend.	Temp.	Den. QB	Opp. QB
Thu., Aug. 11*	74-02	W	Dallas Cowboys	Cowboys Stadium	74,045	Ind.	Orton	Romo
Sat., Aug. 20*	24-10	W	Buffalo Bills	Sports Authority Field at Mile High	71,236	87°	Orton	Fitzpatrick
Sat., Aug. 27*	23-20	W	Seattle Seahawks	Sports Authority Field at Mile High	72,347	87°	Orton	Jackson
Thu., Sept. 1*	7-26	L	Arizona Cardinals	University of Phoenix Stadium	59,910	Ind.	Quinn	Kolb
	77-80				277,538			

REGULAR SEASON (8-8 overall / 1st AFC West (3-3 Div.) / 3-5 home / 5-3 away)

Day/Date	Score	W/L	Opponent	Location	Attend.	Temp.	Den. QB	Opp. QB
Mon., Sept. 12*	20-23	L	Oakland Raiders	Sports Authority Field at Mile High	75,671	75°	Orton	Campbell
Sun., Sept. 18	24-22	W	Cincinnati Bengals	Sports Authority Field at Mile High	73,281	69°	Orton	Dalton
Sun., Sept. 25	14-17	L	Tennessee Titans	LP Field	69,143	73°	Orton	Hasselbeck
Sun., Oct. 2	23-49	L	Green Bay Packers	Lambeau Field	70,529	67°	Orton	Rodgers
Sun., Oct. 9	24-29	L	San Diego Chargers	Sports Authority Field at Mile High	74,895	52°	Orton	Rivers
Sun., Oct. 23	18-15	W	Miami Dolphins (OT)	Sun Life Stadium	63,800	77°	Tebow	Moore
Sun., Sept. 30	10-45	L	Detroit Lions	Sports Authority Field at Mile High	74,977	56°	Tebow	Stafford
Sun., Nov. 6	38-24	W	Oakland Raiders	O.co Coliseum	69,126	62°	Tebow	Palmer
Sun., Nov. 13	17-10	W	Kansas City Chiefs	Arrowhead Stadium	72,908	67°	Tebow	Cassel
Thu., Nov. 17*	17-13	W	New York Jets	Sports Authority Field at Mile High	74,746	54°	Tebow	Sanchez
Sun., Nov. 27	16-13	W	San Diego Chargers (OT)	Qualcomm Stadium	64,436	84°	Tebow	Rivers
Sun., Dec. 4	35-32	W	Minnesota Vikings	Mall of America Field (Metrodome)	62,939	Ind.	Tebow	Ponder
Sun., Dec. 11	13-10	W	Chicago Bears (OT)	Sports Authority Field at Mile High	76,487	50°	Tebow	Hanie
Sun., Dec. 18	23-41	L	New England Patriots	Sports Authority Field at Mile High	76,556	63°	Tebow	Brady
Sat., Dec. 24	14-40	L	Buffalo Bills	Ralph Wilson Stadium	45,112	30°	Tebow	Fitzpatrick
Sun., Jan. 1	3-7	L	Kansas City Chiefs	Sports Authority Field at Mile High	76,005	35°	Tebow	Orton
(Bye Oct. 16)	309-390				1,109,610			

2011 AFC WILD CARD PLAYOFF GAME

Sun., Jan. 8	29-23	W	Pittsburgh Steelers (OT)	Sports Authority Field at Mile High	75,970	40°	Tebow	Roethlisberger
--------------	-------	---	--------------------------	-------------------------------------	--------	-----	-------	----------------

2011 AFC DIVISIONAL PLAYOFF GAME

Sat., Jan. 14	10-45	L	New England Patriots	Gillette Stadium	68,756	24°	Tebow	Brady
---------------	-------	---	----------------------	------------------	--------	-----	-------	-------

2012

HEAD COACH: John Fox

PRESEASON (2-2)

Day/Date	Score	W/L	Opponent	Location	Attend.	Temp.	Den. QB	Opp. QB
Thu., Aug. 9*	31-3	W	Chicago Bears	Soldier Field	60,442	68°	Manning	Campbell
Sat., Aug. 18*	10-30	L	Seattle Seahawks	Sports Authority Field at Mile High	74,012	79°	Manning	Flynn
Sat., Aug. 26	24-29	L	San Francisco 49ers	Sports Authority Field at Mile High	75,122	79°	Manning	Smith
Thu., Aug. 30*	16-13	W	Arizona Cardinals	University of Phoenix Stadium	59,773	Ind.	Hanie	Lindley
	81-75				269,349			

REGULAR SEASON (13-3 overall / 1st AFC West (6-0 Div.) / 7-1 home / 6-2 away)

Day/Date	Score	W/L	Opponent	Location	Attend.	Temp.	Den. QB	Opp. QB
Sun., Sept. 9*	31-19	W	Pittsburgh Steelers	Sports Authority Field at Mile High	76,823	85°	Manning	Roethlisberger
Mon., Sept. 17*	21-27	L	Atlanta Falcons	Georgia Dome	70,427	Ind.	Manning	Ryan
Sun., Sept. 23	25-31	L	Houston Texans	Sports Authority Field at Mile High	76,566	84°	Manning	Schaub
Sun., Sept. 30	37-6	W	Oakland Raiders	Sports Authority Field at Mile High	76,787	72°	Manning	Palmer
Sun., Oct. 7	21-31	L	New England Patriots	Gillette Stadium	68,756	54°	Manning	Brady
Mon., Oct. 15*	35-24	W	San Diego Chargers	Qualcomm Stadium	68,604	78°	Manning	Rivers
Sun., Oct. 28*	34-14	W	New Orleans Saints	Sports Authority Field at Mile High	76,832	59°	Manning	Brees
Sun., Nov. 4	31-23	W	Cincinnati Bengals	Paul Brown Stadium	63,623	48°	Manning	Dalton
Sun., Nov. 11	36-14	W	Carolina Panthers	Bank of America Stadium	73,939	71°	Manning	Newton
Sun., Nov. 18	30-23	W	San Diego Chargers	Sports Authority Field at Mile High	76,769	60°	Manning	Rivers
Sun., Nov. 25	17-9	W	Kansas City Chiefs	Arrowhead Stadium	74,244	52°	Manning	Quinn
Sun., Dec. 2	31-23	W	Tampa Bay Buccaneers	Sports Authority Field at Mile High	76,432	64°	Manning	Freamer
Thu., Dec. 6*	26-13	W	Oakland Raiders	O.co Coliseum	53,807	57°	Manning	Palmer
Sun., Dec. 16	34-17	W	Baltimore Ravens	M&T Bank Stadium	71,317	53°	Manning	Flacco
Sun., Dec. 23	34-12	W	Cleveland Browns	Sports Authority Field at Mile High	76,351	51°	Manning	Weeden
Sun., Dec. 30	38-3	W	Kansas City Chiefs	Sports Authority Field at Mile High	76,502	35°	Manning	Quinn
(Bye Oct. 16)	481-289				1,157,779			

2012 AFC DIVISIONAL PLAYOFF GAME

Sat., Jan. 12	35-38	L	Baltimore Ravens (OT)	Sports Authority Field at Mile High	76,732	13°	Manning	Flacco
---------------	-------	---	-----------------------	-------------------------------------	--------	-----	---------	--------

2013

HEAD COACH: John Fox

PRESEASON (2-2)

Day/Date	Score	W/L	Opponent	Location	Attend.	Temp.	Den. QB	Opp. QB
Thu., Aug. 8	10-6	W	San Francisco 49ers	Candlestick Park	69,732	61°	Manning	Kaepernick
Sat., Aug. 17*	10-40	L	Seattle Seahawks	CenturyLink Field	67,635	76°	Manning	Wilson
Sat., Aug. 24*	27-26	W	St. Louis Rams	Sports Authority Field at Mile High	75,473	79°	Manning	Bradford
Thu., Aug. 29*	24-32	L	Arizona Cardinals	Sports Authority Field at Mile High	75,465	82°	Manning	Stanton
	71-104				288,305			

REGULAR SEASON (13-3 overall / 1st AFC West (5-1 Div.) / 7-1 home / 6-2 away)

Day/Date	Score	W/L	Opponent	Location	Attend.	Temp.	Den. QB	Opp. QB
Thu., Sept. 5*	49-27	W	Baltimore Ravens	Sports Authority Field at Mile High	76,977	83°	Manning	Flacco
Sun., Sept. 15	41-23	W	New York Giants	MetLife Stadium	81,285	70°	Manning	Manning
Mon., Sept. 23*	37-21	W	Oakland Raiders	Sports Authority Field at Mile High	76,978	64°	Manning	Pryor
Sun., Sept. 29	52-20	W	Philadelphia Eagles	Sports Authority Field at Mile High	77,002	76°	Manning	Vick
Sun., Oct. 6	51-48	W	Dallas Cowboys	AT&T Stadium	92,758	Ind.	Manning	Romo
Sun., Oct. 13	35-19	W	Jacksonville Jaguars	Sports Authority Field at Mile High	76,862	59°	Manning	Henne
Sun., Oct. 20*	33-39	L	Indianapolis Colts	Lucas Oil Stadium	67,196	57°	Manning	Luck
Sun., Oct. 27	45-21	W	Washington Redskins	Sports Authority Field at Mile High	77,031	69°	Manning	Griffin
Sun., Nov. 10	28-20	W	San Diego Chargers	Qualcomm Stadium	68,847	78°	Manning	Rivers
Sun., Nov. 17*	27-17	W	Kansas City Chiefs	Sports Authority Field at Mile High	77,076	43°	Manning	Smith
Sun., Nov. 24*	31-34	L	New England Patriots (OT)	Gillette Stadium	68,756	22°	Manning	Brady
Sun., Dec. 1	35-28	W	Kansas City Chiefs	Arrowhead Stadium	77,065	55°	Manning	Smith
Sun., Dec. 8	51-28	W	Tennessee Titans	Sports Authority Field at Mile High	76,554	18°	Manning	Fitzpatrick
Thu., Dec. 12*	20-27	L	San Diego Chargers	Sports Authority Field at Mile High	76,497	37°	Manning	Rivers
Sun., Dec. 22*	37-13	W	Houston Texans	Reliant Stadium	71,761	58°	Manning	Schaub
Sun., Dec. 29	34-14	W	Oakland Raiders	O.co Coliseum	51,500	70°	Manning	Pryor
(Bye Nov. 3)	606-399				1,194,145			

2013 AFC DIVISIONAL PLAYOFF GAME

Sat., Jan. 12	24-17	W	San Diego Chargers	Sports Authority Field at Mile High	76,969	41°	Manning	Rivers
---------------	-------	---	--------------------	-------------------------------------	--------	-----	---------	--------

2013 AFC CHAMPIONSHIP GAME

Sat., Jan. 19	26-16	W	New England Patriots	Sports Authority Field at Mile High	77,110	63°	Manning	Brady
---------------	-------	---	----------------------	-------------------------------------	--------	-----	---------	-------

SUPER BOWL XLVIII

Sun., Feb. 2	8-43	L	Seattle Seahawks	MetLife Stadium	82,529	49°	Manning	Wilson
--------------	------	---	------------------	-----------------	--------	-----	---------	--------

2014

HEAD COACH: John Fox

PRESEASON (3-1)

Day/Date	Score	W/L	Opponent	Location	Attend.	Temp.	Den. QB	Opp. QB
Thu., Aug. 7*	21-16	W	Seattle Seahawks	Sports Authority Field at Mile High	75,593	75°	Manning	Wilson
Sat., Aug. 17	34-0	W	San Francisco 49ers	Levi's Stadium	68,426	65°	Manning	Kaepernick
Sat., Aug. 23*	17-18	L	Houston Texans	Sports Authority Field at Mile High	75,093	75°	Manning	Fitzpatrick
Thu., Aug. 28*	27-3	W	Dallas Cowboys	AT&T Stadium	77,522	Ind.	Osweller	Weeden
	99-37				297,034			

REGULAR SEASON (12-4 overall / 1st AFC West (6-0 Div.) / 8-0 home / 4-4 away)

Day/Date	Score	W/L	Opponent	Location	Attend.	Temp.	Den. QB	Opp. QB
Sun., Sept. 7*	31-24	W	Indianapolis Colts	Sports Authority Field at Mile High	78,939	75°	Manning	Luck
Sun., Sept. 14	24-17	W	Kansas City Chiefs	Sports Authority Field at Mile High	78,900	85°	Manning	Smith
Sun., Sept. 21	20-26	L	Seattle Seahawks (OT)	CenturyLink Field	68,447	70°	Manning	Wilson
Sun., Oct. 5	41-20	W	Arizona Cardinals	Sports Authority Field at Mile High	76,895	71°	Manning	Stanton
Sun., Oct. 12	31-17	W	New York Jets	MetLife Stadium	78,160	61°	Manning	Smith
Sun., Oct. 19*	42-17	W	San Francisco 49ers	Sports Authority Field at Mile High	77,047	67°	Manning	Kaepernick
Thu., Oct. 23*	35-21	W	San Diego Chargers	Sports Authority Field at Mile High	76,907	68°	Manning	Rivers
Sun., Nov. 2	21-43	L	New England Patriots	Gillette Stadium	68,756	25°	Manning	Brady
Sun., Nov. 9	41-17	W	Oakland Raiders	O.co Coliseum	54,803	68°	Manning	Carr
Sun., Nov. 16	7-22	L	St. Louis Rams	Edward Jones Dome	59,401	Ind.	Manning	Hill
Sun., Nov. 23	39-36	W	Miami Dolphins	Sports Authority Field at Mile High	76,987	39°	Manning	Tannehill
Sun., Nov. 30*	29-16	W	Kansas City Chiefs	Arrowhead Stadium	76,894	27°	Manning	Smith
Sun., Dec. 7	24-17	W	Buffalo Bills	Sports Authority Field at Mile High	76,913	63°	Manning	Orton
Sun., Dec. 14	22-10	W	San Diego Chargers	Qualcomm Stadium	68,682	64°	Manning	Rivers
Mon., Dec. 22*	28-37	L	Cincinnati Bengals	Paul Brown Stadium	66,107	47°	Manning	Dalton
Sun., Dec. 28	47-14	W	Oakland Raiders	Sports Authority Field at Mile High	76,929	40°	Manning	Carr
(Bye Sept. 28)	482-354				1,156,767			

2014 AFC DIVISIONAL PLAYOFF GAME

Sun., Jan. 11	13-24	L	Indianapolis Colts	Sports Authority Field at Mile High	76,867	40°	Manning	Luck
---------------	-------	---	--------------------	-------------------------------------	--------	-----	---------	------

DID YOU KNOW?

Since the Broncos played in their first Super Bowl during the 1977 season, only New England has reached the title game more times (11) than Denver (8).

2015

HEAD COACH: Gary Kubiak

PRESEASON (3-1)

Day/Date	Score	W/L	Opponent	Location	Attend.	Temp.	Den. QB	Opp. QB
Fri., Aug. 14*	22-20	W	Seattle Seahawks	CenturyLink Field	68,677	63°	Osweller	Wilson
Sat., Aug. 22*	14-10	W	Houston Texans	NRG Stadium	71,533	89°	Manning	Mallett
Sat., Aug. 29*	19-12	W	San Francisco 49ers	Sports Authority Field at Mile High	76,149	84°	Manning	Kaepernick
Thu., Sept. 3*	20-22	L	Arizona Cardinals	Sports Authority Field at Mile High	75,032	65°	Osweller	Sims
	75-64				291,391			

REGULAR SEASON (12-4 overall / 1st AFC West (4-2 Div.) / 6-2 home / 6-2 away)

Day/Date	Score	W/L	Opponent	Location	Attend.	Temp.	Den. QB	Opp. QB
Sun., Sept. 13	19-13	W	Baltimore Ravens	Sports Authority Field at Mile High	76,798	88°	Manning	Flacco
Thu., Sept. 17*	31-24	W	Kansas City Chiefs	Arrowhead Stadium	76,404	87°	Manning	Smith
Sun., Sept. 27*	23-20	W	Detroit Lions	Ford Field	62,920	Ind.	Manning	Stafford
Sun., Oct. 4	16-10	W	Minnesota Vikings	Sports Authority Field at Mile High	77,029	60°	Manning	Carr
Sun., Oct. 11	16-10	W	Oakland Raiders	O.co Coliseum	54,500	72°	Manning	Bridgewater
Sun., Oct. 18	26-23	W	Cleveland Browns (OT)	FirstEnergy Stadium	67,431	47°	Manning	McCown
Sun., Nov. 1*	29-10	W	Green Bay Packers	Sports Authority Field at Mile High	77,075	61°	Manning	Rodgers
Sun., Nov. 8	24-27	L	Indianapolis Colts	Lucas Oil Stadium	66,894	54°	Manning	Luck
Sun., Nov. 15	13-29	L	Kansas City Chiefs	Sports Authority Field at Mile High	76,973	64°	Manning	Smith
Sun., Nov. 22	17-15	W	Chicago Bears	Soldier Field	62,483	29°	Osweller	Cutler
Sun., Nov. 29*	30-24	W	New England Patriots (OT)	Sports Authority Field at Mile High	76,970	23°	Osweller	Brady
Sun., Dec. 6	17-3	W	San Diego Chargers	Qualcomm Stadium	68,631	78°	Osweller	Rivers
Sun., Dec. 13	12-15	L	Oakland Raiders	Sports Authority Field at Mile High	76,824	45°	Osweller	Carr
Sun., Dec. 20	27-34	L	Pittsburgh Steelers	Heinz Field	67,234	41°	Osweller	Roethlisberger
Mon., Dec. 28*	20-17	W	Cincinnati Bengals (OT)	Sports Authority Field at Mile High	76,868	16°	Osweller	McCarron
Sun., Jan. 3	27-20	W	San Diego Chargers	Sports Authority Field at Mile High	76,844	50°	Osweller	Rivers
(Bye Oct. 25)	355-296				1,141,878			

2015 AFC DIVISIONAL PLAYOFF GAME

Sun., Jan. 17	23-16	W	Pittsburgh Steelers	Sports Authority Field at Mile High	76,956	43°	Manning	Roethlisberger
---------------	-------	---	---------------------	-------------------------------------	--------	-----	---------	----------------

2015 AFC CHAMPIONSHIP GAME

Sun., Jan. 24	20-18	W	New England Patriots	Sports Authority Field at Mile High	77,112	46°	Manning	Brady
---------------	-------	---	----------------------	-------------------------------------	--------	-----	---------	-------

SUPER BOWL 50

Sun., Feb. 7	24-10	W	Carolina Panthers	Levi's Stadium	71,088	76°	Manning	Newton
--------------	-------	---	-------------------	----------------	--------	-----	---------	--------

2016

HEAD COACH: Gary Kubiak

PRESEASON (2-2)

Day/Date	Score	W/L	Opponent	Location	Attend.	Temp.	Den. QB	Opp. QB
Thu., Aug. 11*	22-0	W	Chicago Bears	Soldier Field	61,862	88°	Sanchez	Cutler
Sat., Aug. 20*	24-1	W	San Francisco 49ers	Sports Authority Field at Mile High	75,422	73°	Siemian	Gabbert
Sat., Aug. 27*	17-39	L	Los Angeles Rams	Sports Authority Field at Mile High	75,532	78°	Siemian	Keenum
Thu., Sept. 1*	17-38	L	Arizona Cardinals	University of Phoenix Stadium	64,551	Ind.	Lynch	Barkley
	80-78				277,367			

REGULAR SEASON (9-7 overall / 3rd AFC West (2-4 Div.) / 5-3 home / 4-4 away)

Day/Date	Score	W/L	Opponent	Location	Attend.	Temp.	Den. QB	Opp. QB
Thu., Sept. 8*	21-20	W	Carolina Panthers	Sports Authority Field at Mile High	76,843	85°	Siemian	Newton
Sun., Sept. 18	34-20	W	Indianapolis Colts	Sports Authority Field at Mile High	76,379	89°	Siemian	Luck
Sun., Sept. 25	29-17	W	Cincinnati Bengals	Paul Brown Stadium	63,850	81°	Siemian	Dalton
Sun., Oct. 2	27-7	W	Tampa Bay Buccaneers	Raymond James Stadium	60,376	88°	Siemian	Winston
Sun., Oct. 9	16-23	L	Atlanta Falcons	Sports Authority Field at Mile High	76,802	72°	Lynch	Ryan
Thu., Oct. 13*	13-21	L	San Diego Chargers	Qualcomm Stadium	58,904	70°	Siemian	Rivers
Mon., Oct. 24*	27-9	W	Houston Texans	Sports Authority Field at Mile High	76,865	71°	Siemian	Osweller
Sun., Oct. 30	27-19	W	San Diego Chargers	Sports Authority Field at Mile High	76,756	76°	Siemian	Rivers
Sun., Nov. 6*	20-30	L	Oakland Raiders	Oakland-Alameda County Coliseum	54,957	65°	Siemian	Carr
Sun., Nov. 13	25-23	W	New Orleans Saints	Mercedes-Benz Superdome	73,138	Ind.	Siemian	Brees
Sun., Nov. 27*	27-30	L	Kansas City Chiefs (OT)	Sports Authority Field at Mile High	76,819	44°	Siemian	Smith
Sun., Dec. 4	20-10	W	Jacksonville Jaguars	EverBank Field	63,075	70°	Lynch	Bortles
Sun., Dec. 11	10-13	L	Tennessee Titans	Nissan Stadium	68,780	50°	Siemian	Mariota
Sun., Dec. 18	3-16	L	New England Patriots	Sports Authority Field at Mile High	76,893	18°	Siemian	Brady
Sun., Dec. 25*	10-33	L	Kansas City Chiefs	Arrowhead Stadium	76,671	53°	Siemian	Smith
Sun., Jan. 1	24-6	W	Oakland Raiders	Sports Authority Field at Mile High	76,836	45°	Siemian	McClain
(Bye Nov. 20)	333-297				1,133,943			

2017

HEAD COACH: Vance Joseph

PRESEASON (4-0)

Day/Date	Score	W/L	Opponent	Location	Attend.	Temp.	Den. QB	Opp. QB
Thu., Aug. 10*	24-17	W	Chicago Bears	Soldier Field	60,924	81°	Siemian	Glennon
Sat., Aug. 19*	33-14	W	San Francisco 49ers	Levi's Stadium	62,283	76°	Siemian	Hoyer
Sat., Aug. 26*	20-17	W	Green Bay Packers	Sports Authority Field at Mile High	76,438	86°	Lynch	Rodgers
Thu., Aug. 31*	30-2	W	Arizona Cardinals	Sports Authority Field at Mile High	75,347	75°	Siemian	Gabbert
	107-50				277,367			

REGULAR SEASON (15-11 overall / 4th AFC West (2-4 Div.) / 4-4 home / 1-7 away)

Day/Date	Score	W/L	Opponent	Location	Attend.	Temp.	Den. QB	Opp. QB
Mon., Sept. 11*	24-21	W	Los Angeles Chargers	Sports Authority Field at Mile High	78,324	73°	Siemian	Rivers
Sun., Sept. 17	42-17	W	Dallas Cowboys	Sports Authority Field at Mile High	76,919	72°	Siemian	Prescott
Sun., Sept. 24	16-26	L	Buffalo Bills	New Era Field	68,865	83°	Siemian	Taylor
Sun., Oct. 1	16-10	W	Oakland Raiders	Sports Authority Field at Mile High	76,909	72°	Siemian	Carr
Sun., Oct. 15*	10-23	L	New York Giants	Sports Authority Field at Mile High	76,721	61°	Siemian	Manning
Sun., Oct. 22	0-21	L	Los Angeles Chargers	StubHub Center	25,388	90°	Siemian	Rivers
Mon., Oct. 30*	19-29	L	Kansas City Chiefs	Arrowhead Stadium	76,573	44°	Siemian	Smith
Sun., Nov. 5	12-51	L	Philadelphia Eagles	Lincoln Financial Field	69,596	61°	Osweller	Wentz
Sun., Nov. 12*	16-41	L	New England Patriots	Sports Authority Field at Mile High	76,820	48°	Osweller	Brady
Sun., Nov. 19	17-20	L	Cincinnati Bengals	Sports Authority Field at Mile High	75,707	60°	Osweller	Dalton
Sun., Nov. 26	14-21	L	Oakland Raiders	Oakland-Alameda County Coliseum	53,930	61°	Lynch	Carr
Sun., Dec. 3	9-35	L	Miami Dolphins	Hard Rock Stadium	65,092	80°	Siemian	McCown
Sun., Dec. 10	23-0	W	New York Jets	Sports Authority Field at Mile High	75,518	60°	Siemian	Brissett
Thu., Dec. 14*	25-13	W	Indianapolis Colts	Lucas Oil Stadium	63,411	Ind.	Siemian	Brissett
Sun., Dec. 24	11-27	L	Washington Redskins	FedExField	72,889	43°	Osweller	Cousins
Sun., Dec. 31	24-27	L	Kansas City Chiefs	Sports Authority Field at Mile High	75,928	17°	Lynch	Mahomes
(Bye Oct. 8)	289-382				1,106,590			

Staff/Content: Jeffery G. Anderson; Photos: Jeff Grieseler; History/Results: Jeff Grieseler

2018

HEAD COACH: Vance Joseph

PRESEASON (2-2)

Day/Date	Score	W/L	Opponent	Location	Attend.	Temp.	Den. QB	Opp. QB
Sat., Aug. 11*	28-42	L	Minnesota Vikings	Broncos Stadium at Mile High	75,530	90°	Keenum	Cousins
Sat., Aug. 18*	23-24	L	Chicago Bears	Broncos Stadium at Mile High	75,809	76°	Keenum	Trubisky
Frid., Aug. 24*	29-17	W	Washington Redskins	FedEx Field	43,119	77°	Keenum	Smith
Thu., Aug. 30*	21-10	W	Arizona Cardinals	University of Phoenix Stadium	61,661	77°	Kelly	Glennon
	101-93				256,119			

REGULAR SEASON (6-10 overall / 3rd AFC West (2-4 Div.) / 3-5 home / 3-5 away)

Day/Date	Score	W/L	Opponent	Location	Attend.	Temp.	Den. QB	Opp. QB
Sun., Sept. 9	27-24	W	Seattle Seahawks	Broncos Stadium at Mile High	76,761	84°	Keenum	Wilson
Sun., Sept. 16	20-19	W	Oakland Raiders	Broncos Stadium at Mile High	76,696	92°	Keenum	Carr
Sun., Sept. 23	14-27	L	Baltimore Ravens	M&T Bank Stadium	70,165	61°	Keenum	Flacco
Mon., Oct. 1*	23-27	L	Kansas City Chiefs	Broncos Stadium at Mile High	76,656	65°	Keenum	Mahomes
Sun., Oct. 7	16-34	L	New York Jets	MetLife Stadium	77,982	77°	Keenum	Darnold
Sun., Oct. 14	20-23	L	Los Angeles Rams	Broncos Stadium at Mile High	76,109	25°	Keenum	Goff
Thur., Oct. 18*	45-10	W	Arizona Cardinals	State Farm Stadium	62,359	82°	Keenum	Rosen
Sun., Oct. 28	23-30	L	Kansas City Chiefs	Arrowhead Stadium	77,103	56°	Keenum	Mahomes
Sun., Nov. 4	17-19	L	Houston Texans	Broncos Stadium at Mile High	76,270	53°	Keenum	Watson
Sun., Nov. 18	23-22	W	Los Angeles Chargers	StubHub Center	25,462	69°	Keenum	Rivers
Sun., Nov. 25	24-17	W	Pittsburgh Steelers	Broncos Stadium at Mile High	76,536	41°	Keenum	Roethlisberger
Sun., Dec. 2	24-10	W	Cincinnati Bengals	Paul Brown Stadium	44,392	63°	Keenum	Driskel
Sun., Dec. 9	14-20	L	San Francisco 49ers	Levi's Stadium	69,449	63°	Keenum	Mullens
Sat., Dec. 15*	16-17	L	Cleveland Browns	Broncos Stadium at Mile High	76,596	46°	Keenum	Mayfield
Mon., Dec. 24*	14-27	L	Oakland Raiders	Oakland Coliseum	53,850	58°	Keenum	Carr
Sun., Dec. 30	9-23	L	Los Angeles Chargers	Broncos Stadium at Mile High	75,947	51°	Keenum	Rivers
(Bye Nov. 11)	329-349				1,092,333			

2019

HEAD COACH: Vic Fangio

PRESEASON (2-3)

Day/Date	Score	W/L	Opponent	Location	Attend.	Temp.	Den. QB	Opp. QB
Thu., Aug. 1*	14-10	W	Atlanta Falcons	Tom Benson Hall of Fame Stadium	20,802	79°	Hogan	Schaub
Thu., Aug. 8	14-22	L	Seattle Seahawks	CenturyLink Field	68,295	68°	Flacco	Smith
Mon., Aug. 19	15-24	L	San Francisco 49ers	Broncos Stadium at Mile High	72,679	95°	Flacco	Garoppolo
Sat., Aug. 24	6-10	L	Los Angeles Rams	Los Angeles Memorial Coliseum	66,899	83°	Flacco	Allen
Thu., Aug. 29*	20-7	W	Arizona Cardinals	Broncos Stadium at Mile High	72,328	81°	Hogan	Hundley
	69-73				301,003			

REGULAR SEASON (7-9 overall / 2nd AFC West (3-3 Div.) / 5-3 home / 2-6 away)

Day/Date	Score	W/L	Opponent	Location	Attend.	Temp.	Den. QB	Opp. QB
Mon., Sept. 9	16-24	L	Oakland Raiders	Oakland-Alameda County Coliseum	52,359	68°	Flacco	Carr
Sun., Sept. 15	14-16	L	Chicago Bears	Empower Field at Mile High	76,885	87°	Flacco	Trubisky
Sun., Sept. 22	16-27	L	Green Bay Packers	Lambeau Field	78,078	69°	Flacco	Rodgers
Sun., Sept. 29	24-26	L	Jacksonville Jaguars	Empower Field at Mile High	76,219	87°	Flacco	Minshew
Sun., Oct. 6*	20-13	W	Los Angeles Chargers	Dignity Health Sports Park	25,357	85°	Flacco	Rivers
Sun., Oct. 13*	16-10	W	Tennessee Titans	Empower Field at Mile High	75,815	69°	Flacco	Mariota
Thur., Oct. 17	6-30	L	Kansas City Chiefs	Empower Field at Mile High	76,748	75°	Flacco	Mahomes
Sun., Oct. 27	13-15	L	Indianapolis Colts	Lucas Oil Stadium	61,653	55°	Flacco	Brissett
Sun., Nov. 3*	24-19	W	Cleveland Browns	Empower Field at Mile High	76,643	55°	Allen	Mayfield
Sun., Nov. 17	23-27	L	Minnesota Vikings	U.S. Bank Stadium	66,883	Ind.	Allen	Cousins
Sun., Nov. 24	3-20	L	Buffalo Bills	New Era Field	67,338	40°	Allen	Allen
Sun., Dec. 1*	23-20	W	Los Angeles Chargers	Empower Field at Mile High	74,638	33°	Lock	Rivers
Sun., Dec. 8*	38-24	W	Houston Texans	NRG Stadium	71,769	Ind.	Lock	Watson
Sun., Dec. 15	3-23	L	Kansas City Chiefs	Arrowhead Stadium	73,257	24°	Lock	Mahomes
Mon., Dec. 22*	27-17	W	Detroit Lions	Empower Field at Mile High	74,115	67°	Lock	Blough
Sun., Dec. 29*	16-15	W	Oakland Raiders	Empower Field at Mile High	76,334	31°	Lock	Carr
(Bye Nov. 10)	282-316				1,104,191			

2020

HEAD COACH: Vic Fangio

PRESEASON

-The 2020 Preseason was canceled due to the COVID-19 pandemic -

REGULAR SEASON (5-11 overall / 4th AFC West (1-5 Div.) / 2-6 home / 3-5 away)

Day/Date	Score	W/L	Opponent	Location	Attend.	Temp.	Den. QB	Opp. QB
Mon., Sept. 14	14-16	L	Tennessee Titans	Empower Field at Mile High	0	79°	Lock	Tannehill
Sun., Sept. 20	21-26	L	Pittsburgh Steelers	Heinz Field	0	64°	Lock	Roethlisberger
Sun., Sept. 27	10-28	L	Tampa Bay Buccaneers	Empower Field at Mile High	5,226	55°	Driskel	Brady
Thu., Oct. 1	37-28	W	New York Jets	MetLife Stadium	0	64°	Rypien	Darnold
Sun., Oct. 18	18-12	W	New England Patriots	Gillette Stadium	0	58°	Lock	Newton
Sun., Oct. 25	16-43	L	Kansas City Chiefs	Empower Field at Mile High	5,314	14°	Lock	Mahomes
Sun., Nov. 1	31-30	W	Los Angeles Chargers	Empower Field at Mile High	5,231	64°	Lock	Herbert
Sun., Nov. 8	27-34	L	Atlanta Falcons	Mercedes-Benz Stadium	7,665	Ind.	Lock	Ryan
Sun., Nov. 15	12-37	L	Las Vegas Raiders	Allegiant Stadium	0	Ind.	Lock	Carr
Sun., Nov. 22	20-13	W	Miami Dolphins	Empower Field at Mile High	5,351	45°	Lock	Tavogaiola
Sun., Nov. 29	3-31	L	New Orleans Saints	Empower Field at Mile High	0	38°	Hinton*	Hill
Sun., Dec. 6	16-22	L	Kansas City Chiefs	Arrowhead Stadium	12,578	41°	Lock	Mahomes
Sun., Dec. 13	32-27	W	Carolina Panthers	Bank of America Stadium	5,765	70°	Lock	Bridgewater
Sun., Dec. 27	19-48	L	Buffalo Bills	Empower Field at Mile High	0	47°	Lock	Allen
Sun., Dec. 29*	16-19	L	Los Angeles Chargers	SoFi Stadium	0	61°	Lock	Herbert
Sun., Jan. 3	31-32	L	Las Vegas Raiders	Empower Field at Mile High	0	53°	Lock	Carr
(Bye Nov. 11)	323-446				41,904			

*Kendall Hinton threw all of team's passes at quarterback but did not start; RB Phillip Lindsay received opening snap in wildcat formation

2021

HEAD COACH: Vic Fangio

PRESEASON (3-0)

Day/Date	Score	W/L	Opponent	Location	Attend.	Temp.	Den. QB	Opp. QB
Sat., Aug. 14	33-6	W	Minnesota Vikings	U.S. Bank Stadium	66,028	Ind.	Lock	Browning
Sat., Aug. 21	30-3	W	Seattle Seahawks	Lumen Field	68,027	67°	Bridgewater	McGough
Sat., Aug. 28	17-12	W	Los Angeles Rams	Empower Field at Mile High	71,974	84°	Bridgewater	Perkins
	80-21				206,029			

REGULAR SEASON (7-10 overall / 4th AFC West (1-5 Div.) / 4-5 home / 3-5 away)

Day/Date	Score	W/L	Opponent	Location	Attend.	Temp.	Den. QB	Opp. QB
Sun., Sept. 12	27-13	W	New York Giants	MetLife Stadium	74,119	82°	Bridgewater	Jones
Sun., Sept. 19	23-13	W	Jacksonville Jaguars	TIAA Bank Field	58,461	78°	Bridgewater	Lawrence
Sun., Sept. 26	26-0	W	New York Jets	Empower Field at Mile High	75,882	85°	Bridgewater	Wilson
Sun., Oct. 3	7-23	L	Baltimore Ravens	Empower Field at Mile High	76,490	76°	Bridgewater	Jackson
Sun., Oct. 10	19-27	L	Pittsburgh Steelers	Heinz Field	58,841	73°	Bridgewater	Roethlisberger
Sun., Oct. 17	24-34	L	Las Vegas Raiders	Empower Field at Mile High	76,854	69°	Bridgewater	Carr
Thu., Oct. 21*	14-17	L	Cleveland Browns	FirstEnergy Stadium	67,431	61°	Bridgewater	Keenum
Sun., Oct. 31	17-10	W	Washington Football Team	Empower Field at Mile High	75,973	40°	Bridgewater	Heinicke
Sun., Nov. 7	30-16	W	Dallas Cowboys	AT&T Stadium	93,503	Ind.	Bridgewater	Prescott
Sun., Nov. 14	13-30	L	Philadelphia Eagles	Empower Field at Mile High	76,766	65°	Bridgewater	Hurts
Sun., Nov. 28	28-13	W	Los Angeles Chargers	Empower Field at Mile High	75,807	66°	Bridgewater	Herbert
Sun., Dec. 5*	9-22	L	Kansas City Chiefs	Arrowhead Stadium	73,185	55°	Bridgewater	Mahomes
Sun., Dec. 12	38-10	W	Detroit Lions	Empower Field at Mile High	76,211	61°	Bridgewater	Goff
Sun., Dec. 19	10-15	L	Cincinnati Bengals	Empower Field at Mile High	76,134	61°	Bridgewater	Burrow
Sun., Dec. 26	13-17	L	Las Vegas Raiders	Allegiant Stadium	60,972	Ind.	Lock	Carr
Sun., Jan. 2	13-34	L	Los Angeles Chargers	SoFi Stadium	70,240	62°	Lock	Herbert
Sat., Jan. 8	24-28	L	Kansas City Chiefs	Empower Field at Mile High	76,012	44°	Lock	Mahomes
(Bye Nov. 21)	335-322				1,243,881			

2022

HEAD COACH: Nathaniel Hackett (15 games) & Jerry Rosburg (2 games)

PRESEASON (2-1)

Day/Date	Score	W/L	Opponent	Location	Attend.	Temp.	Den. QB	Opp. QB
Sat., Aug. 13	17-7	W	Dallas Cowboys	Empower Field at Mile High	76,476	84°	J. Johnson	Rush
Sat., Aug. 20	15-42	L	Buffalo Bills	Highmark Stadium	69,900	82°	J. Johnson	Allen
Sat., Aug. 27	23-13	W	Minnesota Vikings	Empower Field at Mile High	76,473	84°	Rypien	Mannion
	55-62				222,849			

REGULAR SEASON (5-12 overall / 4th AFC West (1-5 Div.) / 4-4 home / 1-8 away)

Day/Date	Score	W/L	Opponent	Location	Attend.	Temp.	Den. QB	Opp. QB
Mon., Sept. 12*	16-17	L	Seattle Seahawks	Lumen Field	68,965	74°	Wilson	Smith
Sun., Sept. 18	16-9	W	Houston Texans	Empower Field at Mile High	76,191	77°	Wilson	Mills
Sun., Sept. 25*	11-10	W	San Francisco 49ers	Empower Field at Mile High	77,021	73°	Wilson	Garoppolo
Sun., Oct. 2	23-32	L	Las Vegas Raiders	Allegiant Stadium	62,332	Ind.	Wilson	Carr
Thu., Oct. 6*	9-12	L	Indianapolis Colts (OT)	Empower Field at Mile High	76,667	69°	Wilson	Ryan
Mon., Oct. 17*	16-19	L	Los Angeles Chargers (OT)	SoFi Stadium	70,240	69°	Wilson	Herbert
Sun., Oct. 23	9-16	L	New York Jets	Empower Field at Mile High	76,624	64°	Rypien	Z. Wilson
Sun., Oct. 30	21-17	W	Jacksonville Jaguars	Wembley Stadium (London)	86,215	61°	Wilson	Lawrence
Sun., Nov. 13	10-17	L	Tennessee Titans	Nissan Stadium	69,240	35°	Wilson	Tannehill
Sun., Nov. 20	16-22	L	Las Vegas Raiders (OT)	Empower Field at Mile High	76,056	46°	Wilson	Carr
Sun., Nov. 27	10-23	L	Carolina Panthers	Bank of America Stadium	70,644	65°	Wilson	Darnold
Sun., Dec. 4	9-10	L	Baltimore Ravens	M&T Bank Stadium	70,443	43°	Wilson	Jackson
Sun., Dec. 11	28-34	L	Kansas City Chiefs	Empower Field at Mile High	76,072	62°	Wilson	Mahomes
Sun., Dec. 18	24-15	W	Arizona Cardinals	Empower Field at Mile High	75,179	39°	Rypien	McCoy
Sun., Dec. 25	14-51	L	Los Angeles Rams	SoFi Stadium	71,525	82°	Wilson	Mayfield
— Nathaniel Hackett out, Jerry Rosburg in as head coach —								
Sun., Jan. 1	24-27	L	Kansas City Chiefs	GEHA Field at Arrowhead Stadium	73,571	53°	Wilson	Mahomes
Sun., Jan. 8	31-28	W	Los Angeles Chargers	Empower Field at Mile High	74,035	51°	Wilson	Herbert
(Bye Nov. 6)	287-359				1,251,020			

DID YOU KNOW?

Since 1984, the Broncos have played in the sixth-most playoff games (36) among all NFL teams, producing a record of 21-15 (.583) in those matchups.

1977 (1/15)—Dallas 27, Denver 10#
 1980 (9/14) —@Denver 41, Dallas 20
 1986 (10/5) —@Denver 29, Dallas 14
 1992 (12/6) —Dallas 31, @Denver 27
 1995 (9/10) —@Dallas 31, Denver 21
 1998 (9/13) —@Denver 42, Dallas 23
 2001 (11/22) —Denver 26, @Dallas 24
 2005 (11/24) —@Denver 24, @Dallas 21 (OT)
 2009 (10/4) —@Denver 17, Dallas 10
 2013 (10/6) —Denver 51, at Dallas 48
 2017 (9/17) —@Denver 42, Dallas 17
 2021 (11/7) —Denver 30, @Dallas 16
RS Pts. —DEN 366, DAL 291
PS Pts. —DEN 10, DAL 291
#Super Bowl XII



DETROIT LIONS
Reg. Season: (9-5-0 / .643)
Home (5-2) / Away (4-3)
 1971 (11/7) —Detroit 24, @Denver 20
 1974 (1/28) —Denver 31, @Detroit 27
 1978 (11/23) —@Detroit 17, Denver 14
 1981 (10/11) —@Denver 27, Detroit 21
 1984 (10/7) —Denver 28, @Detroit 7
 1987 (11/1) —@Denver 34, Detroit 0
 1990 (11/22) —@Detroit 40, Denver 27
 1999 (12/25) —Denver 17, @Detroit 7
 2003 (9/28) —@Denver 20, Detroit 16
 2007 (11/4) —@Detroit 44, Denver 7
 2011 (10/30) —Detroit 45, @Denver 10
 2015 (9/27) —Denver 24, @Detroit 12
 2019 (12/22) —@Denver 27, Detroit 17
 2021 (12/12) —@Denver 38, Detroit 10
RS Pts. —DEN 324, DET 287

GREEN BAY PACKERS
Reg. Season: (6-7-1 / .464)
Home (6-1) / Away (0-6-1)
Postseason: (1-0 / 1.000)
Home (0-0) / Away (0-0) / S.B. (1-0)
 1971 (9/26) —@Green Bay 34, Denver 13 (Milw.)
 1975 (9/29) —@Denver 23, Green Bay 13
 1978 (11/19) —@Denver 16, Green Bay 3
 1984 (10/15) —@Denver 17, Green Bay 14
 1987 (9/20) —@Green Bay 17, Denver 17 (Milw.) (T)
 1990 (12/30) —@Denver 22, Green Bay 13
 1993 (10/10) —@Green Bay 30, Denver 27
 1996 (12/8) —@Green Bay 41, Denver 6
1997 (1/25) —Denver 31, Green Bay 24#
 1999 (10/17) —@Denver 31, Green Bay 10
 2003 (12/28) —@Green Bay 31, Denver 3
 2007 (10/29) —Green Bay 19, @Denver 13 (OT)
 2011 (10/2) —@Green Bay 49, Denver 23
 2015 (11/1) —@Denver 29, Green Bay 10
 2019 (9/22) —Green Bay 27, @Denver 16
RS Pts. —DEN 256, GB 311
PS Pts. —DEN 31, GB 24
#Super Bowl XXXII



HOUSTON TEXANS
Reg. Season: (6-3-0 / .667)
Home (4-2) / Away (2-1)
 2004 (11/7) —@Denver 31, Houston 13
 2007 (12/13) —@Houston 31, Denver 13
 2010 (12/26) —@Denver 24, Houston 23
 2012 (9/23) —Houston 31, @Denver 25
 2013 (12/22) —Denver 37, @Houston 13
 2016 (10/24) —@Denver 27, Houston 9
 2018 (11/4) —Houston 19, @Denver 17
 2019 (12/8) —Denver 38, @Houston 24
 2022 (9/18) —@Denver 16, Houston 9
RS Pts. —DEN 228, HOU 172

INDIANAPOLIS COLTS
Reg. Season: (14-12-0 / .538)
Home (8-4) / Away (6-8)
Postseason: (0-3 / .000)
Home (0-1) / Away (0-2)
 1974 (11/10) —Denver 17, @Baltimore 6
 1977 (11/27) —@Denver 27, Baltimore 13
 1978 (10/22) —@Baltimore 7, Denver 6
 1981 (9/20) —@Denver 28, Baltimore 10
 1983 (9/11) —Denver 17, @Baltimore 10
 1983 (12/11) —@Denver 21, Baltimore 19
 1985 (10/13) —Denver 15, @Indianapolis 10
 1988 (10/31) —@Indianapolis 55, Denver 23
 1989 (10/15) —@Denver 14, Indianapolis 3

1990 (10/21) —Denver 27, @Indianapolis 17
 1993 (10/3) —@Denver 35, Indianapolis 13
 2001 (1/6) —@Indianapolis 29, Denver 10
 2002 (11/24) —Indianapolis 23, @Denver 20 (OT)
 2003 (12/21) —Denver 31, @Indianapolis 17
2003 (1/4) —@Indianapolis 41, Denver 10*
 2004 (1/2) —@Denver 33, Indianapolis 14
2004 (1/9) —@Indianapolis 49, Denver 24*
 2006 (10/29) —Indianapolis 34, @Denver 31
 2007 (9/30) —@Indianapolis 38, Denver 20
 2009 (12/13) —@Indianapolis 28, Denver 16
 2010 (9/26) —Indianapolis 27, @Denver 13
 2013 (10/20) —@Indianapolis 39, Denver 33
 2014 (9/7) —@Denver 31, Indianapolis 24
2014 (1/11) —Indianapolis 24, @Denver 13**
 2015 (11/8) —@Indianapolis 27, Denver 24
 2016 (9/18) —@Denver 34, Indianapolis 20
 2017 (12/14) —Denver 25, @Indianapolis 13
 2019 (10/27) —@Indianapolis 15, Denver 13
 2022 (10/6) —Indianapolis 12, @Denver 9 (OT)
RS Pts. —DEN 573, IND 523
PS Pts. —DEN 47, IND 114
***AFC Wild Card Playoff Game**
****AFC Divisional Playoff Game**
Franchise in Baltimore before 1984

JACKSONVILLE JAGUARS
Reg. Season: (7-6-0 / .538)
Home (3-3) / Away (4-3)
Postseason: (1-1 / .500)
Home (1-1) / Away (0-0)
 1995 (12/3) —@Denver 31, Jacksonville 23
1996 (1/4) —Jacksonville 30, @Denver 27**
1997 (12/27) —@Denver 42, Jacksonville 17*
 1998 (10/25) —@Denver 37, Jacksonville 24
 1999 (12/13) —@Jacksonville 27, Denver 24
 2004 (9/19) —@Jacksonville 7, Denver 6
 2005 (10/2) —Denver 20, @Jacksonville 7
 2007 (9/23) —Jacksonville 23, @Denver 14
 2008 (10/12) —Jacksonville 24, @Denver 17
 2010 (9/12) —@Jacksonville 24, Denver 17
 2013 (10/13) —@Denver 35, Jacksonville 19
 2016 (12/4) —Denver 20, @Jacksonville 10
 2019 (9/29) —Jacksonville 26, @Denver 24
 2021 (9/19) —Denver 23, @Jacksonville 13
 2022 (10/30) —@Denver 21, @Jacksonville 17 (London)
RS Pts. —DEN 289, JAC 244
PS Pts. —DEN 69, JAC 47
***AFC Wild Card Playoff Game**
****AFC Divisional Playoff Game**



KANSAS CITY CHIEFS
Reg. Season: (54-71-0 / .432)
Home (35-28) / Away (19-43)
Postseason: (1-0 / 1.000)
Home (0-0) / Away (1-0)
 1960 (10/30) —Dallas 17, @Denver 14
 1960 (11/13) —@Dallas 34, Denver 7
 1961 (10/8) —Dallas 19, @Denver 12
 1961 (12/10) —@Dallas 49, Denver 21
 1962 (11/18) —Dallas 24, @Denver 3
 1962 (12/9) —@Dallas 17, Denver 10
 1963 (9/7) —Kansas City 59, @Denver 7
 1963 (12/8) —@Kansas City 52, Denver 21
 1964 (10/11) —@Denver 33, Kansas City 27
 1964 (11/1) —@Kansas City 49, Denver 39
 1965 (10/10) —Kansas City 31, @Denver 23
 1965 (12/19) —@Kansas City 45, Denver 35
 1966 (10/8) —@Kansas City 37, Denver 10
 1966 (10/23) —Kansas City 56, @Denver 10
 1967 (10/29) —@Kansas City 52, Denver 9
 1967 (12/17) —Kansas City 38, @Denver 24
 1968 (9/22) —@Kansas City 34, Denver 2
 1968 (12/14) —Kansas City 30, @Denver 7
 1969 (10/5) —Kansas City 26, @Denver 13
 1969 (11/27) —@Kansas City 31, Denver 17
 1970 (10/4) —@Denver 26, Kansas City 13
 1970 (12/6) —@Kansas City 16, Denver 0
 1971 (10/3) —Kansas City 16, @Denver 3
 1971 (11/21) —@Kansas City 28, Denver 10
 1972 (10/1) —Kansas City 45, @Denver 24
 1972 (12/3) —@Kansas City 24, Denver 21
 1973 (11/27) —@Kansas City 16, Denver 14
 1973 (10/5) —@Kansas City 14, Kansas City 10
 1974 (10/6) —Denver 17, @Kansas City 14
 1974 (11/18) —Kansas City 42, @Denver 34
 1975 (9/21) —@Denver 37, Kansas City 33

1975 (10/26) —@Kansas City 26, Denver 13
 1976 (10/24) —Denver 35, @Kansas City 26
 1976 (12/5) —@Denver 17, Kansas City 16
 1977 (10/9) —@Denver 23, Kansas City 7
 1977 (11/20) —Denver 14, @Kansas City 7
 1978 (9/24) —Denver 23, @Kansas City 17 (OT)
 1978 (12/10) —@Denver 24, Kansas City 3
 1979 (10/14) —Denver 24, @Kansas City 10
 1979 (10/28) —@Denver 20, Kansas City 3
 1980 (10/19) —Kansas City 23, @Denver 17
 1980 (12/7) —@Kansas City 31, Denver 14
 1981 (10/18) —@Kansas City 28, Denver 14
 1981 (12/6) —@Denver 16, Kansas City 13
 1982 (12/19) —Kansas City 37, @Denver 16
 1983 (10/30) —@Denver 27, Kansas City 24
 1983 (12/18) —@Kansas City 48, Denver 17
 1984 (9/23) —@Denver 21, Kansas City 4
 1984 (12/2) —@Kansas City 16, Denver 13
 1985 (10/27) —Denver 30, @Kansas City 10
 1985 (12/14) —@Denver 14, Kansas City 13
 1986 (11/16) —@Denver 38, Kansas City 17
 1986 (12/7) —@Kansas City 37, Denver 10
 1987 (10/18) —Denver 26, @Kansas City 17
 1987 (12/19) —@Denver 20, Kansas City 17
 1988 (9/18) —@Kansas City 20, Denver 13
 1988 (11/6) —@Denver 17, Kansas City 11
 1989 (10/30) —@Denver 34, Kansas City 20
 1989 (11/12) —Denver 16, @Kansas City 13
 1990 (9/7) —@Denver 24, Kansas City 23
 1990 (12/9) —@Kansas City 31, Denver 20
 1991 (10/20) —@Denver 19, Kansas City 16
 1991 (11/17) —Denver 24, @Kansas City 20
 1992 (10/4) —@Denver 20, Kansas City 19
 1992 (12/27) —@Kansas City 42, Denver 20
 1993 (9/20) —@Kansas City 15, Denver 7
 1993 (12/12) —@Denver 27, Kansas City 21
 1994 (10/17) —Kansas City 31, @Denver 28
 1994 (12/4) —Denver 20, @Kansas City 17 (OT)
 1995 (10/22) —Kansas City 21, @Denver 7
 1995 (12/17) —@Kansas City 20, Denver 17
 1996 (9/22) —@Kansas City 17, Denver 14
 1996 (10/27) —@Denver 34, Kansas City 7
 1997 (8/31) —@Denver 19, Kansas City 3
 1997 (11/16) —@Kansas City 24, Denver 22
1997 (1/4) —Denver 14, @Kansas City 10**
 1998 (11/16) —Denver 30, @Kansas City 7
 1998 (12/6) —@Denver 35, Kansas City 31
 1999 (9/19) —@Kansas City 26, Denver 10
 1999 (12/5) —Kansas City 16, @Denver 10
 2000 (9/24) —Kansas City 23, @Denver 22
 2000 (12/17) —@Kansas City 20, Denver 7
 2001 (10/7) —@Denver 20, Kansas City 6
 2001 (12/16) —@Kansas City 26, Denver 23 (OT)
 2002 (10/20) —Denver 37, @Kansas City 34 (OT)
 2002 (12/15) —@Denver 31, Kansas City 24
 2003 (10/5) —@Kansas City 24, Denver 23
 2003 (12/7) —@Denver 45, Kansas City 27
 2004 (9/12) —@Denver 34, Kansas City 24
 2004 (12/19) —@Kansas City 45, Denver 17
 2005 (9/26) —@Denver 30, Kansas City 10
 2005 (12/4) —@Kansas City 31, Denver 27
 2006 (9/17) —@Denver 9, Kansas City 6 (OT)
 2006 (11/23) —@Kansas City 19, Denver 10
 2007 (11/11) —Denver 27, @Kansas City 11
 2007 (12/9) —@Denver 41, Kansas City 7
 2008 (9/28) —@Kansas City 33, Denver 19
 2008 (12/7) —@Denver 24, Kansas City 17
 2009 (12/6) —Denver 44, @Kansas City 13
 2009 (11/3) —Kansas City 44, @Denver 24
 2010 (11/14) —@Denver 49, Kansas City 29
 2010 (12/5) —@Kansas City 10, Denver 6
 2011 (11/13) —Denver 17, @Kansas City 10
 2011 (11) —Kansas City 7, @Denver 3
 2012 (11/25) —Denver 17, @Kansas City 9
 2012 (12/30) —@Denver 38, Kansas City 3
 2013 (11/17) —@Denver 27, Kansas City 17
 2013 (12/1) —Denver 35, @Kansas City 28
 2014 (9/14) —@Denver 24, Kansas City 17
 2014 (11/30) —Denver 29, @Kansas City 16
 2015 (9/17) —Denver 31, @Kansas City 24
 2015 (11/15) —Kansas City 29, @Denver 13
 2016 (11/27) —Kansas City 30, @Denver 27 (OT)
 2016 (12/5) —@Kansas City 33, Denver 10
 2017 (10/30) —@Kansas City 29, Denver 19
 2017 (12/31) —Kansas City 27, @Denver 24
 2018 (10/1) —Kansas City 27, @Denver 23

2018 (10/28)—@Kansas City 30, Denver 23
 2019 (10/17)—Kansas City 30, @Denver 6
 2019 (12/15)—@Kansas City 23, Denver 3
 2020 (10/25)—Kansas City 43, @Denver 16
 2020 (12/6)—@Kansas City 22, Denver 16
 2021 (12/5)—@Kansas City 22, Denver 9
 2021 (1/8)—Kansas City 28, @Denver 24
 2022 (12/11)—Kansas City 34, @Denver 28
 2022 (1/1)—@Kansas City 27, Denver 24

RS Pts.—DEN 2,545, KC 2,949

PS Pts.—DEN 14, KC 10

****AFC Divisional Playoff Game**

Franchise in Dallas before 1963 and known as the Texans

LAS VEGAS RAIDERS

Reg. Season: (53-70-2 / 431)

Home (28-32) / Away (25-38)

Postseason: (1-1 / 500)

Home (1-0) / Away (0-1)



1960 (10/2)—@Denver 31, Oakland 14
 1960 (12/17)—@Oakland 48, Denver 10
 1961 (10/1)—@Oakland 33, Denver 19
 1961 (10/15)—@Denver 27, Oakland 24
 1962 (10/5)—@Denver 44, Oakland 7
 1962 (10/14)—Denver 23, @Oakland 6
 1963 (11/28)—Oakland 26, @Denver 10
 1963 (12/15)—@Oakland 35, Denver 31
 1964 (10/25)—@Oakland 40, Denver 7
 1964 (11/29)—@Denver 20, Oakland 20 (T)
 1965 (11/21)—Oakland 28, @Denver 20
 1965 (12/5)—@Oakland 24, Denver 13
 1966 (11/20)—Oakland 17, @Denver 3
 1966 (12/11)—@Oakland 28, Denver 10
 1967 (9/10)—@Oakland 51, Denver 0
 1967 (11/5)—Oakland 21, @Denver 17
 1968 (11/10)—Oakland 43, @Denver 7
 1968 (12/8)—@Oakland 33, Denver 27
 1969 (10/12)—Oakland 24, @Denver 14
 1969 (11/9)—@Oakland 41, Denver 10
 1970 (10/11)—@Oakland 35, Denver 23
 1970 (11/15)—Oakland 24, @Denver 19
 1971 (10/10)—Oakland 27, @Denver 16
 1971 (12/19)—@Oakland 21, Denver 13
 1972 (10/22)—Denver 30, @Oakland 23
 1972 (11/19)—Oakland 37, @Denver 20
 1973 (10/22)—@Denver 23, Oakland 23 (T)
 1973 (12/16)—@Oakland 21, Denver 17
 1974 (11/3)—Oakland 28, @Denver 17
 1974 (11/24)—Denver 20, @Oakland 17
 1975 (11/2)—Oakland 42, @Denver 17
 1975 (12/8)—@Oakland 17, Denver 10
 1976 (10/17)—Oakland 17, @Denver 10
 1976 (10/31)—@Oakland 19, Denver 6
 1977 (10/16)—Denver 30, @Oakland 7
 1977 (10/30)—Oakland 24, @Denver 14
1977 (1/1)—@Denver 20, Oakland 17***
 1978 (9/3)—@Denver 14, Oakland 6
 1978 (12/3)—Denver 21, @Oakland 6
 1979 (9/30)—@Oakland 27, Denver 3
 1979 (11/25)—Oakland 14, @Denver 10
 1980 (12/1)—@Oakland 9, Denver 3
 1980 (12/14)—Oakland 24, @Denver 21
 1981 (9/6)—@Denver 9, Oakland 7
 1981 (10/4)—Denver 17, @Oakland 0
 1982 (12/26)—@Los Angeles 27, Denver 10
 1983 (9/25)—Los Angeles 22, @Denver 7
 1983 (11/13)—@Los Angeles 22, Denver 20
 1984 (9/30)—@Denver 16, Los Angeles 13
 1984 (10/28)—Denver 22, @Los Angeles 19 (OT)
 1985 (11/24)—@Los Angeles 31, Denver 28 (OT)
 1985 (12/8)—Los Angeles 17, @Denver 14 (OT)
 1986 (9/7)—@Denver 38, Los Angeles 36
 1986 (11/2)—Denver 21, @Los Angeles 10
 1987 (10/12)—@Denver 30, Los Angeles 14
 1987 (11/22)—Denver 23, @Los Angeles 17
 1988 (9/26)—Los Angeles 30, @Denver 27 (OT)
 1988 (12/4)—@Los Angeles 21, Denver 20
 1989 (9/24)—@Denver 31, Los Angeles 21
 1989 (12/3)—@Los Angeles 16, Denver 13 (OT)
 1990 (9/9)—@Los Angeles 14, Denver 9
 1990 (12/2)—Los Angeles 23, @Denver 20
 1991 (9/8)—@Los Angeles 16, Denver 13
 1991 (11/10)—Los Angeles 17, @Denver 16
 1992 (9/6)—@Denver 17, Los Angeles 13
 1992 (11/22)—@Los Angeles 24, Denver 0
 1993 (10/18)—Los Angeles 23, @Denver 20

1993 (1/2)—@Los Angeles 33, Denver 30 (OT)

1993 (1/9)—@Los Angeles 42, Denver 24*

1994 (9/18)—Los Angeles 48, @Denver 16

1994 (12/11)—@Los Angeles 23, Denver 13

1995 (10/16)—@Denver 27, Oakland 0

1995 (12/24)—Denver 31, @Oakland 28

1996 (11/14)—Denver 22, @Oakland 21

1996 (12/15)—@Denver 24, Oakland 19

1997 (10/19)—@Oakland 28, Denver 25

1997 (11/24)—@Denver 31, Oakland 3

1998 (9/20)—Denver 34, @Oakland 17

1998 (11/22)—@Denver 40, Oakland 14

1999 (10/10)—Denver 16, @Oakland 13

1999 (11/22)—@Denver 27, Oakland 21 (OT)

2000 (9/17)—Denver 33, @Oakland 24

2000 (11/13)—@Denver 27, Oakland 24

2001 (11/5)—@Oakland 38, Denver 28

2001 (12/30)—@Denver 23, Oakland 17

2002 (11/11)—Oakland 34, @Denver 10

2002 (12/22)—@Oakland 28, Denver 16

2003 (9/22)—@Denver 31, Oakland 10

2003 (11/30)—Denver 22, @Oakland 8

2004 (10/17)—Denver 31, @Oakland 3

2004 (11/28)—Oakland 25, @Denver 24

2005 (11/13)—Denver 31, @Oakland 17

2005 (12/24)—@Denver 22, Oakland 3

2006 (10/15)—@Denver 13, Oakland 3

2006 (11/12)—Denver 17, @Oakland 13

2007 (9/16)—@Denver 23, Oakland 20 (OT)

2007 (12/2)—@Oakland 34, Denver 20

2008 (9/8)—Denver 41, @Oakland 14

2008 (11/23)—Oakland 31, @Denver 10

2009 (9/27)—Denver 23, @Oakland 3

2009 (12/20)—Oakland 20, @Denver 19

2010 (10/24)—Oakland 59, @Denver 14

2010 (12/19)—@Oakland 39, Denver 23

2011 (9/12)—Oakland 23, @Denver 20

2011 (11/16)—Denver 38, @Oakland 24

2012 (9/30)—@Denver 37, Oakland 6

2012 (12/6)—Denver 26, @Oakland 13

2013 (9/23)—@Denver 37, Oakland 21

2013 (12/29)—Denver 34, @Oakland 14

2014 (11/9)—Denver 41, @Oakland 17

2014 (12/28)—@Denver 47, Oakland 14

2015 (10/11)—Denver 16, @Oakland 10

2015 (12/13)—Oakland 15, @Denver 12

2016 (11/6)—@Oakland 30, Denver 20

2016 (1/1)—@Denver 24, Oakland 6

2017 (10/1)—@Denver 16, Oakland 10

2017 (11/26)—@Oakland 21, Denver 14

2018 (9/16)—@Denver 20, Oakland 19

2018 (12/24)—@Oakland 27, Denver 24

2019 (9/9)—@Oakland 24, Denver 16

2019 (12/29)—@Denver 16, Oakland 15

2020 (11/15)—@Las Vegas 37, Denver 12

2020 (1/3)—Las Vegas 32, Denver 31

2021 (10/17)—Las Vegas 34, @Denver 24

2021 (12/26)—@Las Vegas 17, Denver 13

2022 (10/2)—@Las Vegas 32, Denver 23

2022 (11/20)—Las Vegas 22, @Denver 16 (OT)

RS Pts.—DEN 2,545, L.V 2,702

PS Pts.—DEN 44, L.V 59

****AFC Wild Card Playoff Game**

*****AFC Championship Game**

Franchise in Los Angeles from 1982-94 and Oakland from 1960-82; 1995-2019

LOS ANGELES CHARGERS

Reg. Season: (70-55-1 / 560)

Home (44-18-1) / Away (26-37)

Postseason: (1-0 / 1,000)

Home (1-0) / Away (0-0)



1960 (10/16)—Los Angeles 23, @Denver 19
 1960 (12/10)—@Los Angeles 41, Denver 33
 1961 (10/29)—@San Diego 37, Denver 0
 1961 (11/12)—San Diego 19, @Denver 16
 1962 (9/7)—@Denver 30, San Diego 21
 1962 (11/4)—Denver 23, @San Diego 20
 1963 (10/6)—@Denver 50, San Diego 34
 1963 (12/22)—@San Diego 58, Denver 20
 1964 (10/18)—@San Diego 42, Denver 14
 1964 (11/8)—San Diego 31, @Denver 20
 1965 (9/11)—@San Diego 34, Denver 31
 1965 (11/7)—San Diego 35, @Denver 21
 1966 (10/30)—@San Diego 24, Denver 17
 1966 (11/27)—@Denver 20, San Diego 17

1967 (10/22)—San Diego 38, @Denver 21
 1967 (11/23)—@San Diego 24, Denver 20
 1968 (10/20)—@San Diego 55, Denver 28
 1968 (12/1)—San Diego 47, @Denver 23
 1969 (11/2)—@Denver 13, San Diego 0
 1969 (11/23)—@San Diego 45, Denver 24
 1970 (11/8)—@San Diego 24, Denver 21
 1970 (12/13)—@Denver 17, San Diego 17 (T)
 1971 (10/17)—@Denver 20, San Diego 16
 1971 (11/12)—@San Diego 45, Denver 17
 1972 (9/24)—@San Diego 37, Denver 14
 1972 (11/10)—@Denver 38, San Diego 13
 1973 (11/11)—@Denver 30, San Diego 19
 1973 (12/9)—Denver 42, @San Diego 28
 1974 (10/20)—@Denver 27, San Diego 7
 1974 (12/15)—@San Diego 17, Denver 0
 1975 (11/16)—Denver 27, @San Diego 17
 1975 (11/30)—@Denver 13, San Diego 10 (OT)
 1976 (10/3)—@Denver 26, San Diego 0
 1976 (11/14)—Denver 17, @San Diego 0
 1977 (11/13)—Denver 17, @San Diego 14
 1977 (12/11)—@Denver 17, San Diego 9
 1978 (9/17)—@Denver 27, San Diego 14
 1978 (10/8)—@San Diego 23, Denver 0
 1979 (10/17)—@Denver 7, San Diego 0
 1979 (12/17)—@San Diego 17, Denver 7
 1980 (9/21)—San Diego 30, @Denver 13
 1980 (11/9)—Denver 20, @San Diego 13
 1981 (9/24)—@Denver 42, San Diego 24
 1981 (11/29)—@San Diego 34, Denver 17
 1982 (9/12)—San Diego 23, @Denver 3
 1982 (11/28)—@San Diego 30, Denver 20
 1983 (10/23)—@Denver 14, San Diego 6
 1983 (11/27)—@San Diego 31, Denver 7
 1984 (11/11)—@Denver 16, San Diego 13
 1984 (12/9)—Denver 16, @San Diego 13
 1985 (11/3)—@San Diego 30, Denver 10
 1985 (11/17)—@Denver 30, San Diego 24 (OT)
 1986 (10/12)—Denver 31, @San Diego 14
 1986 (11/9)—San Diego 9, @Denver 3
 1987 (11/29)—Denver 31, @San Diego 17
 1987 (12/27)—@Denver 24, San Diego 0
 1988 (9/11)—@Denver 34, San Diego 3
 1988 (10/21)—Denver 12, @San Diego 0
 1989 (10/8)—@Denver 16, San Diego 10
 1989 (12/24)—@San Diego 19, Denver 16
 1990 (11/14)—@San Diego 19, Denver 7
 1990 (12/16)—@Denver 20, San Diego 10
 1991 (9/22)—@Denver 27, San Diego 19
 1991 (11/22)—Denver 17, @San Diego 14
 1992 (9/13)—@Denver 21, San Diego 13
 1992 (10/25)—@San Diego 24, Denver 17
 1993 (9/12)—@Denver 34, San Diego 21
 1993 (12/5)—@San Diego 13, Denver 10
 1994 (9/4)—@San Diego 37, @Denver 34
 1994 (10/23)—Denver 20, @San Diego 15
 1995 (9/24)—@San Diego 17, Denver 6
 1995 (11/19)—@Denver 30, San Diego 27
 1996 (10/6)—@Denver 28, San Diego 17
 1996 (12/22)—@San Diego 16, Denver 10
 1997 (11/30)—Denver 38, @San Diego 28
 1997 (12/21)—@Denver 38, San Diego 3
 1998 (11/8)—@Denver 27, San Diego 10
 1998 (11/29)—Denver 31, @San Diego 16
 1999 (11/7)—Denver 33, @Oakland 17
 1999 (12/1)—San Diego 12, @Denver 6
 2000 (10/8)—Denver 21, @San Diego 7
 2000 (11/19)—@Denver 38, San Diego 37
 2001 (10/21)—@San Diego 27, Denver 10
 2001 (11/11)—@Denver 26, San Diego 16
 2002 (10/6)—@Denver 26, San Diego 9
 2002 (12/1)—@San Diego 30, Denver 27 (OT)
 2003 (9/14)—Denver 37, @San Diego 13
 2003 (11/16)—@Denver 37, San Diego 8
 2004 (9/26)—@Denver 23, San Diego 13
 2004 (12/5)—@San Diego 20, Denver 17
 2005 (9/18)—@Denver 20, San Diego 17
 2005 (12/31)—Denver 23, @San Diego 7
 2006 (11/19)—San Diego 35, @Denver 27
 2006 (12/10)—@San Diego 48, Denver 20
 2007 (10/7)—San Diego 41, @Denver 3
 2007 (12/24)—@San Diego 23, Denver 3
 2008 (9/14)—@Denver 39, San Diego 38
 2008 (12/28)—@San Diego 52, Denver 21
 2009 (11/19)—Denver 34, @San Diego 23
 2009 (11/22)—San Diego 32, @Denver 3

2010 (11/22)—@San Diego 35, Denver 14
 2010 (1/2)—San Diego 33, @Denver 28
 2011 (10/9)—San Diego 29, @Denver 24
 2011 (11/27)—Denver 16, @San Diego 13 (OT)
 2012 (10/15)—Denver 35, @San Diego 24
 2012 (11/18)—@Denver 30, San Diego 23
 2013 (11/10)—Denver 28, @San Diego 20
 2013 (12/12)—San Diego 27, @Denver 20
2013 (1/12)—@Denver 24, San Diego 17**
 2014 (10/23)—@Denver 35, San Diego 21
 2014 (12/14)—Denver 22, San Diego 10
 2015 (12/6)—Denver 17, @San Diego 3
 2015 (1/3)—@Denver 27, San Diego 20
 2016 (10/13)—@San Diego 21, Denver 13
 2016 (10/30)—@Denver 27, San Diego 19
 2017 (9/11)—@Denver 24, Los Angeles 21
 2017 (10/22)—@Los Angeles 21, Denver 0
 2018 (11/18)—Denver 23, @Los Angeles 22
 2018 (12/30)—Los Angeles 23, @Denver 9
 2019 (10/6)—Denver 20, @Los Angeles 13
 2019 (12/1)—@Denver 23, Los Angeles 20
 2020 (11/1)—@Denver 31, Los Angeles 30
 2020 (12/27)—Los Angeles 19, Denver 16
 2021 (11/28)—@Denver 28, Los Angeles 13
 2021 (1/2)—@Los Angeles 34, Denver 13
 2022 (10/17)—@Los Angeles 19, Denver 16 (OT)
 2022 (11/4)—@Denver 31, Los Angeles 28

RS Pts.—DEN 2,681, LAC 2,716

PS Pts.—DEN 24, LAC 17

****AFC Divisional Playoff Game**

Franchise in San Diego from 1961-2016

LOS ANGELES RAMS

Reg. Season: (5-10-0 / .333)

Home (3-4) / Away (2-6)



1972 (11/12)—Denver 16, @Los Angeles 30
 1974 (9/15)—Los Angeles 17, @Denver 10
 1979 (9/6)—Los Angeles 13, @Denver 9
 1982 (12/12)—Denver 27, @Los Angeles 24
 1985 (9/8)—@Los Angeles 20, Denver 16
 1988 (11/27)—@Denver 35, Los Angeles 24
 1994 (11/6)—@Los Angeles 27, Denver 21
 1997 (9/14)—@Denver 35, St. Louis 14
 2000 (9/4)—@St. Louis 41, Denver 36
 2002 (9/8)—@Denver 23, St. Louis 16
 2006 (9/10)—@St. Louis 18, Denver 10
 2010 (11/28)—St. Louis 36, @Denver 33
 2014 (11/16)—@St. Louis 22, Denver 7
 2018 (10/14)—Los Angeles 23, @Denver 20
 2022 (12/25)—@Los Angeles 51, Denver 14
RS Pts.—DEN 312, LAR 356

Franchise in St. Louis from 1995-2016

MIAMI DOLPHINS

Reg. Season: (6-12-1 / .342)

Home (5-4-1) / Away (1-8)

Postseason: (1-0 / 1.000)

Home (1-0) / Away (0-0)



1966 (10/16)—@Miami 24, Denver 7
 1966 (12/4)—@Denver 17, Miami 7
 1967 (9/17)—@Miami 35, Denver 21
 1968 (10/27)—@Denver 21, Miami 14
 1969 (12/7)—@Miami 27, Denver 24
 1971 (9/19)—@Denver 10, Miami 10 (T)
 1975 (12/20)—@Miami 14, Denver 13
 1985 (9/29)—Miami 30, @Denver 26
 1998 (12/21)—@Miami 31, Denver 21
1998 (1/9)—@Denver 38, Miami 3**
 1999 (9/13)—Miami 38, @Denver 21
 2001 (12/2)—@Miami 21, Denver 20
 2002 (10/13)—Miami 24, @Denver 22
 2004 (12/12)—@Denver 20, Miami 17
 2005 (9/11)—@Miami 34, Denver 10
 2008 (11/2)—Miami 26, @Denver 17
 2011 (10/23)—Denver 18, @Miami 15 (OT)
 2014 (11/23)—@Denver 39, Miami 36
 2017 (12/3)—@Miami 35, Denver 9
 2020 (11/22)—Denver 20, Miami 13

RS Pts.—DEN 346, MIA 451

PS Pts.—DEN 38, MIA 3

****AFC Divisional Playoff Game**

****AFC Championship Game**

Franchise in Boston before 1971

MINNESOTA VIKINGS

Reg. Season: (7-8-0 / .467)

Home (4-3) / Away (3-5)



1972 (10/15)—Minnesota 23, @Denver 20
 1978 (9/11)—@Minnesota 12, Denver 9 (OT)
 1981 (11/2)—@Denver 19, Minnesota 17
 1984 (11/18)—@Denver 42, Minnesota 21
 1987 (10/26)—@Minnesota 34, Denver 27
 1990 (11/4)—@Minnesota 27, Denver 22
 1991 (9/29)—Denver 13, @Minnesota 6
 1993 (11/14)—Minnesota 26, @Denver 23
 1996 (11/24)—Denver 21, @Minnesota 17
 1999 (10/31)—Minnesota 23, @Denver 20
 2003 (10/19)—@Minnesota 28, Denver 20
 2007 (12/30)—@Denver 22, Minnesota 19 (OT)
 2011 (12/4)—Denver 35, @Minnesota 32
 2015 (10/4)—@Denver 23, Minnesota 20
 2019 (11/17)—@Minnesota 27, Denver 23
RS Pts.—DEN 339, MIN 332

NEW ENGLAND PATRIOTS

Reg. Season: (27-22-0 / .551)

Home (17-11) / Away (10-11)

Postseason: (4-1 / .800)

Home (4-0) / Away (0-1)



1960 (9/9)—Denver 13, @Boston 10
 1960 (10/23)—@Denver 31, Boston 24
 1961 (9/16)—@Boston 45, Denver 17
 1961 (12/3)—Boston 28, @Denver 24
 1962 (9/21)—@Boston 41, Denver 16
 1962 (11/11)—Boston 33, @Denver 29
 1963 (9/29)—@Denver 14, Boston 10
 1963 (10/18)—@Boston 40, Denver 21
 1964 (10/4)—Boston 39, @Denver 10
 1964 (11/20)—@Boston 12, Denver 7
 1965 (9/24)—Boston 27, @Boston 10
 1965 (12/12)—Boston 28, @Denver 20
 1966 (9/18)—Boston 24, @Denver 16
 1966 (11/6)—Denver 17, @Boston 10
 1967 (9/3)—@Denver 26, Boston 21
 1968 (9/29)—Boston 20, @Denver 17
 1968 (11/3)—@Denver 35, @Boston 14
 1969 (9/14)—@Denver 35, Boston 7
 1972 (12/17)—@Denver 45, New England 21
 1976 (11/28)—@New England 38, Denver 14
 1979 (11/11)—@Denver 45, New England 10
 1980 (9/29)—@New England 23, Denver 14
 1984 (11/4)—@Denver 26, New England 19
 1986 (9/28)—@Denver 27, New England 20
1986 (1/4)—@Denver 22, New England 17**
 1987 (12/6)—@Denver 31, New England 20
 1988 (12/17)—@Denver 21, New England 10
 1991 (10/27)—Denver 9, @New England 6
 1991 (12/1)—@Denver 20, New England 3
 1995 (10/8)—Denver 37, @New England 3
 1996 (11/17)—Denver 34, @New England 8
 1997 (10/6)—@Denver 34, New England 13
 1998 (9/7)—@Denver 27, New England 21
 1999 (10/24)—@New England 24, Denver 23
 2000 (10/1)—New England 28, @Denver 19
 2001 (10/28)—@Denver 31, New England 20
 2002 (10/27)—Denver 24, @New England 16
 2003 (11/3)—New England 30, @Denver 26
 2005 (10/16)—@Denver 28, New England 20
2005 (1/14)—@Denver 27, New England 13**
 2006 (9/24)—Denver 17, @New England 7
 2008 (10/20)—@New England 41, Denver 7
 2009 (10/11)—@Denver 20, New England 17 (OT)
 2011 (12/18)—New England 41, @Denver 23
2011 (1/14)—@New England 45, Denver 10**
 2012 (10/7)—@New England 31, Denver 21
 2013 (11/24)—@New England 34, Denver 31 (OT)
2013 (1/19)—@Denver 26, New England 16***
 2014 (11/2)—@New England 43, Denver 21
 2015 (11/29)—@Denver 30, New England 24 (OT)
2015 (1/24)—@Denver 20, New England 18***
 2016 (12/18)—New England 16, @Denver 3
 2017 (11/12)—New England 41, @Denver 16
 2020 (11/21)—Denver 18, @New England 12
RS Pts.—DEN 1,111, NE 1,076
PS Pts.—DEN 105, NE 109

****AFC Divisional Playoff Game**

****AFC Championship Game**

Franchise in Boston before 1971

NEW ORLEANS SAINTS

Reg. Season: (9-3-0 / .750)

Home (5-2) / Away (4-1)



1970 (11/22)—Denver 31, @New Orleans 6
 1974 (10/13)—@Denver 33, New Orleans 17
 1979 (11/4)—@Denver 10, New Orleans 3
 1985 (9/15)—@Denver 34, New Orleans 23
 1988 (11/20)—@New Orleans 42, Denver 0
 1994 (12/24)—@New Orleans 30, @Denver 28
 2000 (12/3)—Denver 38, @New Orleans 23
 2004 (11/21)—Denver 34, @New Orleans 13
 2008 (9/21)—@Denver 34, New Orleans 32
 2012 (10/28)—@Denver 34, New Orleans 14
 2016 (11/13)—Denver 25, @New Orleans 23
 2020 (11/29)—New Orleans 31, @Denver 3
RS Pts.—DEN 304, NO 257

NEW YORK GIANTS

Reg. Season: (7-6-0 / .538)

Home (4-2) / Away (3-4)

Postseason: (0-1 / .000)

Home (0-0) / Away (0-0) / S.B. (0-1)



1972 (11/5)—@Denver 19, Denver 17
 1976 (11/21)—@Denver 14, New York 13
 1980 (10/26)—Denver 14, @New York 9
 1986 (11/23)—@New York 19, Denver 16
1986 (1/25)—New York 39, Denver 20#
 1989 (12/10)—New York 14, @Denver 7
 1992 (11/15)—@Denver 27, New York 13
 1998 (12/13)—@New York 20, Denver 16
 2001 (9/10)—@Denver 31, New York 20
 2005 (10/23)—@New York 24, Denver 23
 2009 (11/26)—@Denver 26, New York 6
 2013 (9/15)—Denver 41, @New York 23
 2017 (10/15)—New York 23, @Denver 10
 2021 (9/12)—Denver 27, @New York 13
RS Pts.—DEN 269, NYG 226
PS Pts.—DEN 20, NYG 39
#Super Bowl

NEW YORK JETS

Reg. Season: (21-17-1 / .553)

Home (12-9) / Away (9-8-1)

Postseason: (1-0 / 1.000)

Home (1-0) / Away (0-0)



1960 (9/23)—@New York 28, Denver 24
 1960 (12/4)—New York 30, @Denver 27
 1961 (9/24)—@New York 35, Denver 28
 1961 (10/32)—@Denver 27, New York 10
 1962 (9/20)—Denver 32, @New York 10
 1962 (11/22)—New York 46, @Denver 45
 1963 (10/26)—Denver 35, @New York 35 (T)
 1963 (11/17)—New York 14, @Denver 9
 1964 (9/12)—@New York 30, Denver 6
 1964 (11/15)—@Denver 20, New York 16
 1965 (10/3)—@Denver 16, New York 13
 1965 (10/31)—@New York 45, Denver 10
 1966 (9/25)—New York 16, @Denver 7
 1966 (12/4)—New York 38, @Denver 24
 1967 (12/3)—Denver 33, @New York 24
 1968 (10/13)—Denver 21, @New York 13
 1969 (9/21)—@Denver 21, New York 19
 1973 (10/28)—Denver 40, @New York 28
 1976 (9/19)—@Denver 46, New York 3
 1978 (11/5)—New York 31, @Denver 28
 1980 (11/16)—@Denver 31, New York 24
 1986 (10/20)—@New York 22, Denver 10
 1992 (11/8)—@Denver 27, New York 16
 1993 (9/5)—Denver 26, @New York 20
 1994 (9/11)—@New York 25, Denver 22 (OT)
 1996 (9/1)—@Denver 31, New York 6
1998 (1/17)—@Denver 23, New York 10***
 1999 (10/13)—New York 21, @Denver 13
 2000 (11/5)—Denver 30, @New York 23
 2002 (12/8)—@New York 19, Denver 13
 2005 (11/20)—@Denver 27, New York 0
 2008 (10/13)—Denver 34, @New York 17
 2010 (10/17)—New York 24, @Denver 20
 2011 (11/17)—@Denver 17, New York 13
 2014 (10/12)—Denver 31, @New York 17
 2017 (12/10)—@Denver 23, New York 0
 2018 (10/7)—@New York 34, Denver 17
 2020 (10/1)—Denver 37, @New York 28
 2021 (9/23)—@New York 16, @Denver 0
 2022 (10/23)—New York 16, @Denver 9
RS Pts.—DEN 942, NYJ 809
PS Pts.—DEN 23, NYJ 10
****AFC Championship Game**
Franchise known as Titans before 1963

PHILADELPHIA EAGLES

Reg. Season: (5-9-0 / .357)

Home (4-3) / Away (1-6)



1971 (10/31)—@Philadelphia 17, Denver 16
 1975 (12/14)—@Denver 25, Philadelphia 10
 1980 (9/7)—@Philadelphia 27, Denver 6
 1983 (9/18)—Philadelphia 13, @Denver 10
 1986 (9/21)—Denver 33, @Philadelphia 7
 1989 (10/29)—Philadelphia 28, @Denver 24
 1992 (9/20)—@Philadelphia 30, Denver 0
 1995 (11/12)—@Denver 36, Philadelphia 13
 1998 (10/4)—@Denver 41, Philadelphia 16
 2005 (10/30)—@Denver 49, Philadelphia 21
 2009 (12/27)—@Philadelphia 30, Denver 27
 2013 (9/29)—@Denver 52, Philadelphia 20
 2017 (11/5)—@Philadelphia 51, Denver 23
 2021 (11/14)—Philadelphia 30, @Denver 13

RS Pts.—DEN 332, PHI 331

PITTSBURGH STEELERS

Reg. Season: (15-10-1 / .596)

Home (9-3-1) / Away (6-7)



Postseason: (5-3 / .625)

Home (4-2) / Away (1-1)

1970 (9/27)—@Denver 16, Pittsburgh 13
 1971 (11/28)—Denver 22, @Pittsburgh 10
 1973 (11/18)—Denver 23, @Pittsburgh 13
 1974 (9/22)—@Denver 35, Pittsburgh 35 (T)
 1975 (10/12)—@Pittsburgh 20, Denver 9
 1977 (11/6)—@Denver 21, Pittsburgh 7
 1977 (12/24)—@Denver 34, Pittsburgh 21**
 1978 (12/16)—Pittsburgh 21, @Denver 17
 1978 (12/30)—@Pittsburgh 33, Denver 10**
 1979 (10/22)—@Pittsburgh 42, Denver 7
 1983 (9/4)—Denver 14, @Pittsburgh 10
 1984 (12/30)—Pittsburgh 24, @Denver 17**
 1985 (12/1)—Denver 31, @Pittsburgh 23
 1986 (9/15)—Denver 21, @Pittsburgh 10
 1988 (10/23)—@Pittsburgh 39, Denver 21
 1989 (11/5)—@Denver 34, Pittsburgh 7
 1989 (11/7)—@Denver 24, Pittsburgh 23**
 1990 (10/14)—Pittsburgh 34, @Denver 17
 1991 (11/3)—@Denver 20, Pittsburgh 13
 1993 (11/21)—@Denver 37, Pittsburgh 13
 1997 (12/7)—@Pittsburgh 35, Denver 24
 1997 (11/11)—Denver 24, @Pittsburgh 21***
 2003 (10/12)—@Denver 17, Pittsburgh 14
 2005 (1/22)—Pittsburgh 34, @Denver 17***
 2006 (11/5)—Denver 31, @Pittsburgh 20
 2007 (10/21)—@Denver 31, Pittsburgh 28
 2009 (11/9)—Pittsburgh 28, @Denver 10
 2011 (1/8)—@Denver 29, Pittsburgh 23 (OT)*
 2012 (9/9)—@Denver 31, @Pittsburgh 19
 2015 (12/20)—@Pittsburgh 34, Denver 27
 2015 (11/7)—@Denver 23, Pittsburgh 16**
 2020 (9/20)—@Pittsburgh 26, Denver 21
 2021 (10/10)—@Pittsburgh 27, Denver 19

RS Pts.—DEN 580, PIT 558

PS Pts.—DEN 178, PIT 195

*AFC Wild Card Playoff Game

**AFC Divisional Playoff Game

***AFC Championship Game

SAN FRANCISCO 49ERS

Reg. Season: (8-7-0 / .533)

Home (5-2) / Away (3-5)



Postseason: (0-1 / .000)

Home (0-0) / Away (0-0) / S.B. (0-1)

1970 (10/25)—@San Francisco 19, Denver 14
 1973 (9/23)—San Francisco 36, @Denver 34
 1979 (11/18)—Denver 38, @San Francisco 28
 1982 (9/19)—@Denver 24, San Francisco 21
 1985 (11/11)—@Denver 17, San Francisco 16
 1988 (10/9)—Denver 16, @San Fran. 13 (OT)
 1989 (1/28)—San Francisco 55, Denver 10#
 1994 (12/17)—@San Francisco 42, Denver 19
 1997 (12/15)—@San Francisco 34, Denver 17
 2000 (12/23)—@Denver 38, San Francisco 9
 2002 (9/15)—Denver 24, @San Francisco 14
 2006 (12/31)—San Fran. 26, @Denver 23 (OT)
 2010 (10/31)—@San Fran. 24, Denver 16 (London)
 2014 (10/19)—@Denver 42, San Francisco 17
 2018 (12/9)—@San Francisco 20, Denver 14
 2022 (9/25)—@Denver 11, San Francisco 10

RS Pts.—DEN 347, SF 329

PS Pts.—DEN 10, SF 55

#Super Bowl

SEATTLE SEAHAWKS

Reg. Season: (35-20-0 / .636)

Home (22-5) / Away (13-15)



Postseason: (0-2 / .000)

Home (0-0) / Away (0-1) / S.B. (0-1)

1977 (10/2)—Denver 24, @Seattle 13
 1978 (10/1)—@Denver 28, Seattle 7
 1978 (10/29)—Denver 20, @Seattle 17 (OT)
 1979 (9/23)—@Denver 37, Seattle 34
 1979 (12/8)—@Seattle 28, Denver 23
 1980 (11/23)—@Denver 36, Seattle 20
 1980 (12/21)—Denver 25, @Seattle 17
 1981 (9/13)—@Seattle 13, Denver 10
 1981 (12/13)—@Denver 23, Seattle 13
 1982 (11/21)—Seattle 17, @Denver 10
 1982 (1/2)—@Seattle 13, Denver 11
 1983 (11/6)—@Seattle 27, Denver 19
 1983 (11/20)—@Denver 38, Seattle 27
 1983 (12/24)—@Seattle 31, Denver 7*
 1984 (11/25)—Seattle 27, @Denver 24
 1984 (12/15)—Denver 31, @Seattle 14
 1985 (10/20)—@Denver 13, Seattle 10 (OT)
 1985 (12/20)—Denver 27, @Seattle 24
 1986 (10/26)—@Denver 20, Seattle 13
 1986 (12/20)—@Seattle 41, Denver 16
 1987 (9/13)—@Denver 40, Seattle 17
 1987 (12/13)—@Seattle 28, Denver 21
 1988 (9/4)—Seattle 21, @Denver 14
 1988 (12/11)—@Seattle 42, Denver 14
 1989 (10/22)—Denver 24, @Seattle 21 (OT)
 1989 (11/26)—@Denver 41, Seattle 14
 1990 (9/23)—@Denver 34, Seattle 31 (OT)
 1990 (12/23)—@Seattle 17, Denver 12
 1991 (9/15)—@Denver 16, Seattle 10
 1991 (11/24)—@Seattle 13, Denver 10
 1992 (11/30)—@Seattle 16, Denver 13 (OT)
 1992 (12/20)—@Denver 10, Seattle 6
 1993 (10/31)—@Denver 28, Seattle 17
 1993 (11/28)—Denver 17, @Seattle 9
 1994 (10/9)—Denver 16, @Seattle 9
 1994 (11/13)—@Denver 17, Seattle 10
 1995 (10/1)—@Seattle 27, Denver 10
 1995 (12/10)—Seattle 31, @Denver 27
 1996 (9/8)—Denver 30, @Seattle 20
 1996 (12/1)—@Denver 34, Seattle 7
 1997 (9/7)—Denver 35, @Seattle 14
 1997 (11/2)—@Denver 30, Seattle 27
 1998 (10/11)—Denver 21, @Seattle 16
 1998 (12/27)—@Denver 28, Seattle 21
 1999 (11/14)—@Seattle 20, Denver 17
 1999 (12/19)—@Denver 36, Seattle 30 (OT)
 2000 (11/26)—Denver 38, @Seattle 31
 2000 (12/10)—@Denver 31, Seattle 24
 2001 (10/14)—@Seattle 34, Denver 21
 2001 (12/9)—@Denver 20, Seattle 7
 2002 (11/17)—Denver 31, @Seattle 9
 2006 (12/3)—Seattle 23, @Denver 20
 2010 (9/19)—@Denver 31, Seattle 14
 2013 (2/2)—Seattle 43, Denver 8#
 2014 (9/21)—@Seattle 26, Denver 20 (OT)
 2018 (9/9)—@Denver 27, Seattle 24
 2022 (9/12)—@Seattle 17, Denver 16

RS Pts.—DEN 1,285, SEA 1,078

PS Pts.—DEN 7, SEA 31

*AFC Wild Card Playoff Game

#Super Bowl

TAMPA BAY BUCCANERS

Reg. Season: (7-3-0 / .700)

Home (4-2) / Away (3-1)



1976 (11/7)—@Denver 48, Tampa Bay 13
 1981 (11/15)—Denver 24, @Tampa Bay 7
 1993 (12/26)—Tampa Bay 17, @Denver 10
 1996 (9/15)—@Denver 27, Tampa Bay 23
 1999 (9/26)—@Tampa Bay 13, Denver 10
 2004 (10/3)—Denver 16, @Tampa Bay 13
 2008 (10/5)—@Denver 16, Tampa Bay 13
 2012 (12/2)—@Denver 31, Tampa Bay 23
 2016 (10/2)—Denver 27, @Tampa Bay 7
 2020 (9/27)—Tampa Bay 28, Denver 10

RS Pts.—DEN 219, TB 157

TENNESSEE TITANS

Reg. Season: (16-24-1 / .400)

Home (10-8-1) / Away (6-16)



Postseason: (2-1 / .667)

Home (2-0) / Away (0-1)

1960 (11/6)—Houston 45, @Denver 25
 1960 (11/20)—@Houston 20, Denver 10
 1961 (11/5)—Houston 55, @Denver 14
 1961 (11/26)—@Houston 45, Denver 14
 1962 (10/21)—@Denver 20, Houston 10
 1962 (12/2)—@Houston 34, Denver 17
 1963 (9/14)—@Houston 20, Denver 14
 1963 (10/13)—Houston 33, @Denver 24
 1964 (9/27)—Houston 38, @Denver 17
 1964 (12/20)—@Houston 34, Denver 15
 1965 (10/17)—@Denver 28, Houston 17
 1965 (11/14)—Denver 31, @Houston 21
 1966 (9/3)—@Houston 45, Denver 7
 1966 (10/2)—@Denver 40, Houston 38
 1967 (10/1)—@Houston 10, Denver 6
 1967 (11/12)—Houston 20, @Denver 18
 1968 (11/17)—@Houston 38, Denver 17
 1968 (10/26)—@Houston 24, Denver 21
 1969 (11/16)—@Denver 20, Houston 20 (T)
 1970 (11/29)—@Houston 31, Denver 21
 1972 (9/17)—@Denver 30, Houston 17
 1973 (10/14)—Denver 48, @Houston 20
 1974 (12/8)—@Denver 37, Houston 14
 1976 (10/10)—@Houston 17, Denver 3
 1977 (12/4)—Denver 24, @Houston 14
 1979 (12/23)—@Houston 13, Denver 7*
 1980 (11/2)—Houston 20, @Denver 16
 1983 (10/9)—Denver 26, @Houston 14
 1985 (10/6)—@Denver 31, Houston 20
 1987 (10/4)—Houston 40, @Denver 10
 1987 (11/10)—@Denver 34, Houston 10**
 1991 (10/6)—@Houston 42, Denver 14
 1991 (11/4)—@Denver 26, Houston 24**
 1992 (10/18)—@Denver 27, Houston 21
 1995 (11/26)—@Houston 42, Denver 33
 2004 (12/25)—Denver 37, @Tennessee 16
 2007 (11/19)—@Denver 34, Tennessee 20
 2010 (10/3)—Denver 26, @Tennessee 20
 2011 (9/25)—@Tennessee 17, Denver 14
 2013 (12/8)—@Denver 51, Tennessee 28
 2016 (12/11)—@Tennessee 13, Denver 10
 2019 (10/13)—@Denver 16, Tennessee 0
 2020 (9/14)—Tennessee 16, @Denver 14
 2022 (11/3)—@Tennessee 17, Denver 10

RS Pts.—DEN 890, TEN 1,026

PS Pts.—DEN 67, TEN 47

*AFC Wild Card Playoff Game

**AFC Divisional Playoff Game

Franchise in Houston before 1997 and known as the Oilers before 1999

WASHINGTON COMMANDERS

Reg. Season: (8-6-0 / .571)

Home (6-2) / Away (2-4)



Postseason: (0-1 / .000)

Home (0-0) / Away (0-0) / S.B. (0-1)

1970 (11/1)—Washington 19, @Denver 3
 1974 (9/30)—@Washington 30, Denver 3
 1980 (10/13)—@Denver 20, Washington 17
 1986 (12/13)—@Denver 31, Washington 30
 1987 (11/31)—Washington 42, Denver 10#
 1989 (11/20)—Denver 14, @Washington 10
 1992 (10/12)—@Washington 34, Denver 3
 1995 (9/17)—@Denver 38, Washington 31
 1998 (9/27)—Denver 38, @Washington 16
 2001 (11/18)—Washington 17, @Denver 10
 2005 (10/9)—@Denver 21, Washington 19
 2009 (11/15)—@Washington 27, Denver 17
 2013 (10/27)—@Denver 45, Washington 21
 2017 (12/24)—@Washington 27, Denver 11
 2021 (10/31)—@Denver 17, Washington 10

RS Pts.—DEN 271, WAS 308

PS Pts.—DEN 10, WAS 42

#Super Bowl

BRONCOS VS. THE NFL (REGULAR SEASON / POSTSEASON / PRESEASON)

Franchise	REGULAR SEASON					POSTSEASON			PRESEASON				
	W	L	T	Pct.	PF	PA	W	L	Pct.	W	L	T	Pct.
Arizona Cardinals	10	1	1	.875	358	174	0	0	.000	19	9	0	.679
Atlanta Falcons	8	7	0	.533	405	369	1	0	1.000	5	2	0	.714
Baltimore Ravens	6	8	0	.429	268	305	0	2	.000	0	0	0	.000
Buffalo Bills	16	22	1	.423	833	949	0	1	.000	4	5	0	.444
Carolina Panthers	5	2	0	.714	163	131	1	0	1.000	2	1	0	.667
Chicago Bears	5	8	0	.385	500	264	0	0	.000	7	4	0	.636
Cincinnati Bengals	22	11	0	.687	706	610	0	0	.000	3	2	0	.600
Cleveland Browns	21	7	0	.750	668	417	3	0	1.000	1	1	0	.500
Dallas Cowboys	9	4	0	.692	366	291	0	1	.000	9	7	0	.563
Detroit Lions	9	5	0	.643	324	287	0	0	.000	2	3	0	.400
Green Bay Packers	6	7	1	.464	256	311	1	0	1.000	7	3	0	.700
Houston Texans	6	3	0	.667	228	172	0	0	.000	5	2	0	.714
Indianapolis Colts	14	12	0	.538	573	523	0	3	.000	7	6	0	.538
Jacksonville Jaguars	7	6	0	.538	289	244	1	1	.500	0	2	0	.000
Kansas City Chiefs	54	71	0	.432	2,545	2,949	1	0	1.000	1	7	0	.125
Las Vegas Raiders	53	70	2	.431	2,545	2,702	1	1	.500	4	7	0	.364
Los Angeles Chargers	70	55	1	.560	2,681	2,716	1	0	1.000	2	5	0	.286
Los Angeles Rams	5	10	0	.333	312	356	0	0	.000	9	3	0	.750
Miami Dolphins	6	12	1	.342	346	451	1	0	1.000	5	6	0	.455
Minnesota Vikings	7	8	0	.467	339	332	0	0	.000	7	8	0	.467
New England Patriots	27	22	0	.551	1,111	1,076	4	1	.800	5	3	0	.625
New Orleans Saints	9	3	0	.750	304	257	0	0	.000	2	3	0	.400
New York Giants	7	6	0	.538	269	226	0	1	.000	0	2	0	.000
New York Jets	21	17	1	.553	942	809	1	0	1.000	1	2	0	.333
Philadelphia Eagles	5	9	0	.357	332	331	0	0	.000	0	1	0	.000
Pittsburgh Steelers	15	10	1	.596	580	558	5	3	.625	1	0	0	1.000
San Francisco 49ers	8	7	0	.533	347	329	0	1	.000	22	18	0	.550
Seattle Seahawks	35	20	0	.636	1,285	1,078	0	2	.000	11	4	0	.733
Tampa Bay Buccaneers	7	3	0	.700	219	157	0	0	.000	2	0	0	1.000
Tennessee Titans	16	24	1	.400	890	1,026	2	1	.667	5	5	0	.500
Washington Commanders	8	6	0	.571	271	308	0	1	.000	2	5	0	.286
TOTALS	500	456	10	.523	21,019	20,751	23	19	.548	150	126	0	.543

BRONCOS VS. AFC WEST (REGULAR SEASON / SINCE AFL/NFL MERGER)

Year	KC	LV	LA	SEA	TB*	Home	Away	Overall
1970	1-1	0-2	0-1-1	---	---	1-1-1	0-3	1-4-1
1971	0-2	0-2	1-1	---	---	1-2	0-3	1-5
1972	1-2	1-1	1-1	---	---	1-2	1-2	2-4
1973	1-1	0-1-1	2-0	---	---	2-0-1	1-2	3-2-1
1974	1-1	1-1	1-1	---	---	1-2	1-1	3-3
1975	1-1	0-2	2-0	---	---	2-1	1-2	3-3
1976	2-0	0-2	2-0	---	1-0	3-1	2-1	5-2
1977	2-0	1-1	2-0	1-0	---	2-1	4-0	6-1
1978	2-0	2-0	1-1	2-0	---	4-0	3-1	7-1
1979	2-0	0-2	1-1	1-1	---	3-1	1-3	4-4
1980	0-2	0-2	1-1	2-0	---	1-3	2-2	3-5
1981	1-1	2-0	1-1	1-1	---	4-0	1-3	5-3
1982	0-1	0-1	0-2	0-2	---	0-3	0-3	0-6
1983	1-1	0-2	1-1	1-1	---	3-1	0-4	3-5
1984	1-1	2-0	2-0	1-1	---	3-1	3-1	6-2
1985	2-0	0-2	1-1	2-0	---	3-1	2-2	5-3
1986	1-1	2-0	1-1	1-1	---	3-1	2-2	5-3
1987	2-0	2-0	2-0	1-1	---	4-0	3-1	7-1
1988	1-1	0-2	2-0	0-2	---	2-2	1-3	3-5
1989	2-0	1-1	1-1	2-0	---	4-0	2-2	6-2
1990	1-1	0-2	1-1	1-1	---	3-1	0-4	3-5
1991	2-0	0-2	2-0	1-1	---	3-1	2-2	5-3
1992	1-1	1-1	1-1	1-1	---	4-0	0-4	4-4
1993	1-1	0-2	1-1	2-0	---	3-1	1-3	4-4
1994	1-1	0-2	1-1	2-0	---	1-3	3-1	4-4
1995	0-2	2-0	1-1	0-2	---	2-2	1-3	3-5
1996	1-1	2-0	1-1	2-0	---	4-0	2-2	6-2
1997	1-1	1-1	2-0	2-0	---	4-0	2-2	6-2
1998	2-0	2-0	2-0	2-0	---	4-0	4-0	8-0
1999	0-2	2-0	1-1	1-1	---	3-2	2-2	4-4
2000	0-2	2-0	0-2	2-0	---	3-2	3-1	6-3
2001	1-1	1-1	1-1	1-1	---	4-0	0-4	4-4
2002	2-0	0-2	1-1	1-1	---	2-1	1-2	3-3
2003	1-1	2-0	2-0	---	---	3-0	2-1	5-1
2004	1-1	1-1	1-1	---	---	2-1	1-2	3-3
2005	1-1	2-0	2-0	---	---	3-0	2-1	5-1
2006	1-1	2-0	0-2	---	---	2-1	1-2	3-3
2007	2-0	1-1	0-2	---	---	2-1	1-2	3-3
2008	1-1	1-1	1-1	---	---	1-1	1-2	3-3
2009	1-1	1-1	1-1	---	---	0-3	3-0	3-3
2010	1-1	0-2	0-2	---	---	1-2	0-3	1-5
2011	1-1	1-1	1-1	---	---	0-3	3-0	3-3
2012	2-0	2-0	2-0	---	---	3-0	3-0	6-0
2013	2-0	2-0	1-1	---	---	2-1	3-0	5-1
2014	2-0	2-0	2-0	---	---	3-0	3-0	6-0
2015	1-1	1-1	2-0	---	---	1-2	3-0	4-2
2016	0-2	1-1	1-1	---	---	2-1	0-3	2-4
2017	0-2	1-1	1-1	---	---	2-1	0-3	2-4
2018	0-2	1-1	1-1	---	---	1-2	1-2	2-4
2019	0-2	1-1	2-0	---	---	2-1	1-2	3-3
2020	0-2	0-2	1-1	---	---	1-2	0-3	1-5
2021	0-2	0-2	1-1	---	---	1-2	0-3	1-5
2022	0-2	0-2	1-1	---	---	1-2	0-3	1-5
TOTALS	53-52	49-55-1	65-40-1	32-17	1-0	120-61-2	80-103	200-164-2

*Tampa Bay was a member of the AFC Western Division during the franchise's first year of existence. In 1977, the Buccaneers moved to the NFC Central and the Seattle Seahawks moved from the NFC West to the AFC West. Seattle moved back to the NFC West in 2002.

BRONCOS RECORD IN PRIMETIME / OVERTIME GAMES

Monday Night Football

Overall record: 32-44-1 / Home: 24-13-1 / Road: 8-31

at L.A. Chargers 19, Denver 16 (10/17/72) OT
 at Seattle 17, Denver 16 (12/22/72)
 Tennessee 16, at Denver 14 (9/14/20)
 at Oakland 24, Denver 16 (9/9/19)
 at Oakland 27, Denver 14 (12/24/18)
 Kansas City 27, at Denver 23 (10/1/18)
 at Kansas City 29, Denver 19 (10/30/17)
 at Denver 24, L.A. Chargers 21 (9/11/17)
 at Denver 27, Houston 9 (10/24/16)
 at Denver 20, Cincinnati 17 (12/28/15) OT
 at Cincinnati 37, Denver 28 (12/22/14)
 at Denver 37, Oakland 21 (9/23/13)
 Denver 35, at San Diego 24 (10/15/12)
 at Atlanta 27, Denver 21 (9/7/12)
 Oakland 23, at Denver 20 (9/12/11)
 at San Diego 35, Denver 14 (11/22/10)
 Pittsburgh 28, at Denver 10 (11/9/09)
 Denver 34, at San Diego 23 (10/19/09)
 at New England 41, Denver 7 (10/20/08)
 Denver 41, at Oakland 14 (9/8/08)
 at San Diego 23, Denver 3 (12/24/07)
 at Denver 31, Tennessee 20 (12/9/07)
 Green Bay 19, at Denver 13 (10/29/07) OT
 at Denver 13, Baltimore 3 (10/9/06)
 at Denver 30, Kansas City 10 (9/26/05)
 at Cincinnati 23, Denver 10 (10/25/04)
 New England 30, at Denver 26 (11/3/03)
 at Denver 31, Oakland 9 (12/2/03)
 Oakland 34, at Denver 10 (11/1/02)
 at Baltimore 34, Denver 23 (9/30/02)
 at Oakland 38, Denver 28 (11/5/01)
 at Denver 31, N.Y. Giants 20 (9/10/01)
 at Denver 27, Oakland 24 (11/13/00)
 at St. Louis 41, Denver 36 (9/4/00)
 at Jacksonville 27, Denver 24 (12/3/99)
 at Denver 27, Oakland 21 (11/22/99)
 Miami 38, at Denver 21 (9/13/99)
 at Miami 31, Denver 21 (12/21/98)
 Denver 30, at Kansas City 7 (11/16/98)
 at Denver 27, New England 21 (9/7/98)
 at San Francisco 34, Denver 17 (12/15/97)
 at Denver 31, Oakland 3 (1/24/93)
 at Denver 34, New England 13 (10/6/97)
 Denver 22, at Oakland 21 (11/4/96)
 at Denver 27, Oakland 0 (10/16/95)
 Kansas City 31, at Denver 28 (10/17/94)
 at Buffalo 21, Denver 20 (9/26/94)
 L.A. Raiders 23, at Denver 20 (10/18/93)
 at Kansas City 15, Denver 7 (9/20/93)
 at Seattle 16, Denver 13 (11/30/92) OT
 at Washington 34, Denver 3 (10/12/92)
 Cleveland 30, at Denver 29 (10/8/90)
 at Denver 24, Kansas City 23 (9/17/90)
 Denver 14, at Washington 10 (11/20/89)
 Denver 28, at Buffalo 14 (9/18/89)
 at Indianapolis 55, Denver 23 (10/31/88)
 L.A. Raiders 30, at Denver 27 (9/26/88) OT
 at Denver 31, Chicago 29 (1/16/87)
 at Minnesota 34, Denver 27 (10/27/87)
 at Denver 30, L.A. Raiders 14 (10/12/87)
 at N.Y. Jets 22, Denver 10 (10/20/86)
 Denver 21, at Pittsburgh 10 (9/15/86)
 at Denver 17, San Francisco 16 (11/11/85)
 at Denver 17, Green Bay 14 (10/15/84)
 at Denver 19, Minnesota 17 (11/2/81)
 at Oakland 9, Denver 3 (12/1/80)
 at Denver 20, Washington 17 (10/13/80)
 at New England 23, Denver 14 (9/28/80)
 at San Diego 17, Denver 7 (12/17/79)
 at Pittsburgh 42, Denver 7, Oct. 22, 1979
 at Pittsburgh 16, Chicago 7 (10/16/78)
 at Minnesota 12, Denver 9 (9/11/78) OT
 at Oakland 17, Denver 10 (12/8/75)
 at Denver 23, Green Bay 13 (9/29/75)
 Kansas City 42, at Denver 14 (11/13/74)
 at Washington 30, Denver 3 (9/30/74)
 at Denver 23, Oakland 23 (10/22/73) (T)



at Denver 31, Indianapolis 24 (9/7/74)
 at New England 34, Denver 31 (11/24/73) OT
 at Denver 27, Kansas City 17 (11/17/73)
 at Indianapolis 39, Denver 33 (10/20/73)
 at Denver 31, Pittsburgh 19 (9/9/72)
 at Denver 34, New Orleans 14 (10/28/72)
 at San Diego 52, Denver 21 (12/28/08)
 at Denver 31, Pittsburgh 21 (10/21/07)
 Seattle 23, at Denver 20 (12/3/06)
 San Diego 35, at Denver 27 (11/19/06)
 at Denver 13, Oakland 3 (10/15/06)
 Denver 17, at New England 7 (9/24/06)
 Oakland 25, at Denver 24 (11/28/04)
 at Denver 34, Kansas City 24 (9/12/04)
 Denver 31, at Indianapolis 17 (12/21/03)
 Indianapolis 23, at Denver 20 (11/24/02) OT
 Miami 24, at Seattle 22 (10/13/02)
 at Denver 20, Seattle 7 (12/9/01)
 Denver 38, at Arizona 17 (9/23/01)
 at Seattle 20, Denver 17 (11/14/99)
 Denver 31, at San Diego 16 (11/29/98)
 Denver 38, at San Diego 25 (11/30/97)
 at San Diego 16, Denver 10 (12/22/96)
 at Denver 27, Tampa Bay 23 (9/15/96)
 at Philadelphia 31, Denver 13 (11/12/95)
 Denver 37, at New England 3 (10/8/95)
 at Denver 23, Buffalo 19 (9/3/95)
 San Diego 37, at Denver 23 (9/4/94)
 at Green Bay 30, Denver 27 (10/10/93)
 at Denver 27, N.Y. Giants 13 (11/15/92)
 at Denver 17, L.A. Raiders 13 (9/6/92)
 at Denver 20, Pittsburgh 13 (11/3/91)
 Denver 13, at Minnesota 6 (9/29/91)
 at Seattle 17, Denver 12 (12/23/90)
 at Minnesota 27, Denver 22 (11/4/90)
 at Seattle 42, Denver 14 (12/11/88)
 at Seattle 28, Denver 21 (12/13/87)
 Denver 24, at Cleveland 14 (9/16/84)
 at Denver 21, Oakland 6 (12/3/78)

OVERTIME GAMES

Overall record: 30-22-2 / Home: 16-10-1 / Road: 14-12-1

Las Vegas 26, at Denver 16 (11/20/22)
 at L.A. Chargers 19, Denver 16 (10/17/22)
 Indianapolis 12, at Denver 9 (10/6/22)
 Kansas City 30, at Denver 27 (11/27/16)
 at Denver 20, Cincinnati 17 (12/28/15)
 at Denver 30, New England 24 (11/29/15)
 Denver 26, at Cleveland 23 (10/1/15)
 at Seattle 26, Denver 20 (9/21/14)
 at New England 34, Denver 31 (11/24/13)
 Baltimore 38, at Denver 35 (11/23/13) **AFC Divisional Playoff**
 Denver 29, Pittsburgh 23 (1/8/12) **AFC Wild Card**
 at Denver 13, Chicago 10 (12/11/11)
 Denver 16, at San Diego 13 (11/27/11)
 Denver 18, at Miami 15 (10/23/11)
 at Denver 20, New England 17 (10/11/09)
 at Denver 22, Minnesota 19 (12/30/07)
 at Chicago 37, Denver 34 (11/25/07)
 Green Bay 19, at Denver 13 (10/29/07)
 at Denver 23, Oakland 20 (9/16/07)
 San Francisco 26, at Denver 23 (12/31/06)
 at Denver 9, Kansas City 6 (9/17/06)
 Denver 24, at Dallas 21 (11/24/05)
 at Denver 23, Cleveland 20 (12/14/03)
 at San Diego 30, Denver 27 (12/1/02)
 Indianapolis 23, at Denver 20 (11/24/02)
 Denver 37, at Kansas City 34 (10/20/02)
 at Kansas City 26, Denver 19 (12/16/01)
 Denver 36, Seattle 30 (12/19/99)
 at Denver 27, Oakland 21 (11/22/99)
 Denver 23, at Buffalo 20 (10/26/97)
 Denver 20, at Kansas City 17 (12/4/94)
 at N.Y. Jets 25, Denver 22 (9/11/94)
 at L.A. Raiders 33, Denver 30 (11/2/94)
 at Seattle 16, Denver 13 (11/30/92)
 Chicago 16, at Denver 13 (11/18/90)
 at Denver 34, Seattle 31 (9/23/90)
 at L.A. Raiders 16, Denver 13 (12/3/89)
 Denver 24, at Seattle 21 (10/22/89)
 Denver 16, at San Francisco 13 (10/9/88)
 L.A. Raiders 30, at Denver 27 (9/26/88)
 Denver 17, at Denver 17 (Milw.) 17 (9/20/87) (T)
 Denver 23, at Cleveland 20 (1/11/87) **AFC Championship**
 L.A. Raiders 17, at Denver 14 (12/8/85)
 at L.A. Raiders 31, Denver 28 (11/24/85)
 at Denver 30, San Diego 24 (11/17/85)
 at Denver 13, Seattle 7 (10/20/85)
 Denver 22, at L.A. Raiders 19 (10/28/84)
 at Denver 23, Cleveland 20 (11/8/81)
 Denver 20, at Atlanta 17 (9/16/79)
 Denver 20, at Seattle 17 (10/29/78)
 Denver 23, at Kansas City 17 (9/24/78)
 at Minnesota 12, Denver 9 (9/11/78)
 at Denver 13, San Diego 10 (11/30/75)
 at Denver 35, Pittsburgh 35 (9/22/74) (T)

Sunday Night Games

Overall record: 27-24-0 / Home: 17-11 / Road 10-13

at Denver 11, San Francisco 10 (9/25/22)
 at Kansas City 25, Denver 9 (12/5/21)
 at Kansas City 22, Denver 16 (12/6/20)
 New England 41, at Denver 16 (11/12/17)
 N.Y. Giants 23, at Denver 10 (10/15/17)
 at Kansas City 33, Denver 10 (12/25/16)
 Kansas City 30, at Denver 27 (11/27/16) OT
 at Oakland 30, Denver 20 (11/6/16)
 at Denver 30, New England 24 (11/29/15) OT
 at Denver 29, Green Bay 10 (9/15/15)
 Denver 24, at Detroit 12 (9/27/15)
 Denver 29, at Kansas City 16 (11/30/14)
 at Denver 42, San Francisco 17 (10/19/14)



BRONCOS RECORD ON HOLIDAYS / AFTER BYE WEEKS

THANKSGIVING GAMES

Overall record: 4-7-0 / Home: 1-2 / Road: 3-5

at Denver 26, N.Y. Giants 6 (11/26/09)
 at Kansas City 19, Denver 10 (11/23/06)
 Denver 24, at Dallas 21 (11/24/05) **OT**
 Denver 26, at Dallas 24 (11/22/01)
 at Detroit 40, Denver 27 (11/22/90)
 at Detroit 17, Denver 14 (11/23/78)
 Denver 31, at Detroit 27 (11/28/74)
 at Kansas City 31, Denver 17 (11/27/69)
 at San Diego 24, Denver 20 (11/23/67)
 Oakland 26, at Denver 10 (11/28/63)
 N.Y. Titans 46, at Denver 45 (11/22/62)

at Minnesota 27, Denver 23 (11/17/19)
 Denver 23, at L.A. Chargers 22 (11/18/18)
 N.Y. Giants 23, at Denver 10 (10/15/17)
 Kansas City 30, at Denver 27 (11/27/16) **OT**
 at Denver 29, Green Bay 10 (11/1/15)
 at Denver 41, Arizona 20 (10/5/14)
 Denver 28, at San Diego 20 (11/10/13)
 at Denver 34, New Orleans 14 (10/28/12)
 Denver 18, at Miami 15 (10/23/11) **OT**
 at Denver 49, Kansas City 29 (11/14/10)
 at Baltimore 30, Denver 7 (11/1/09)
 Miami 26, at Denver 17 (11/2/08)
 at Denver 31, Pittsburgh 28 (10/21/07)
 at Denver 13, Baltimore 3 (10/9/06)
 Denver 31, at Oakland 17 (11/13/05)
 Denver 34, at New Orleans 13 (11/21/04)
 at Denver 37, San Diego 8 (11/16/03)
 Oakland 34, at Denver 10 (11/11/02)
 at Denver 23, Oakland 17 (12/30/01)
 Denver 30, at N.Y. Jets 23 (11/5/00)
 Kansas City 16, at Denver 10 (12/5/99)
 at Denver 37, Jacksonville 24 (10/25/98)
 at Oakland 28, Denver 25 (10/19/97)
 at Denver 45, Baltimore 34 (10/20/96)
 at Denver 38, Arizona 6 (11/5/95)
 Denver 16, at Seattle 9 (10/9/94)
 at Denver 28, Seattle 17 (10/31/93)
 at Denver 35, Indianapolis 13 (10/3/93)
 at Denver 27, N.Y. Jets 16 (11/8/92)
 at Denver 19, Kansas City 16 (10/20/91)
 at Minnesota 27, Denver 22 (11/4/90)

CHRISTMAS GAMES

Overall record: 2-2-0 / Home: 0-0 / Road: 2-2

at Los Angeles Rams 51, Denver 14 (2022)
 at Kansas City 33, Denver 10 (2016)
 Denver 37, at Tennessee 16 (2004)
 Denver 17, at Detroit 7 (1999)

AFTER THE BYE WEEK

Overall record: 24-10-0 / Home: 16-5 / Road: 8-5

at Tennessee 17, Denver 10 (11/13/22)
 at Denver 28, L.A. Chargers 13 (11/29/21)
 Denver 18, at New England 12 (10/18/20)

Note: In 1993, the league adjusted the schedule to include two bye weeks per team, but the schedule changed back to one bye per club in 1994.

BRONCOS MISCELLANEOUS WON-LOST STATISTICS

MOST SUCCESSFUL SEASONS (BY CATEGORY)

BEST WINNING PERCENTAGE

1998 — .875 (14-2)
 1977 — .857 (12-2)
 2013 — .813 (13-3)
 2012 — .813 (13-3)
 2005 — .813 (13-3)
 1996 — .813 (13-3)
 1984 — .813 (13-3)
 2015 — .750 (12-4)
 2014 — .750 (12-4)
 1997 — .750 (12-4)
 1991 — .750 (12-4)
 1987 — .700 (10-4-1)
 2000 — .688 (11-5)
 1989 — .688 (11-5)
 1986 — .688 (11-5)
 1985 — .688 (11-5)

MOST REGULAR SEASON WINS

1998 — 14 wins (2 losses)
 2013 — 13 wins (3 losses)
 2012 — 13 wins (3 losses)
 2005 — 13 wins (3 losses)
 1996 — 13 wins (3 losses)
 1984 — 13 wins (3 losses)
 2015 — 12 wins (4 losses)
 2014 — 12 wins (4 losses)
 1997 — 12 wins (4 losses)
 1991 — 12 wins (4 losses)
 1977 — 12 wins (2 losses)
 2000 — 11 wins (5 losses)
 1989 — 11 wins (5 losses)
 1986 — 11 wins (5 losses)
 1985 — 11 wins (5 losses)

MILESTONE GAMES IN BRONCOS HISTORY (REGULAR SEASON ONLY)

1ST GAME

September 9, 1960, at Boston Patriots (W) 13-10

50TH GAME

November 3, 1963, vs. Buffalo Bills (L) 28-30

100TH GAME

September 10, 1967, at Oakland Raiders (L) 51-0

200TH GAME

October 6, 1974, at Kansas City Chiefs (W) 17-14

300TH GAME

December 21, 1980, at Seattle Seahawks (W) 25-17

400TH GAME

November 29, 1987, at San Diego Chargers (W) 31-17

500TH GAME

January 2, 1994, at Los Angeles Raiders (L) 33-30 OT

600TH GAME

September 24, 2000, vs. Kansas City Chiefs (L) 23-22

700TH GAME

November 5, 2006, at Pittsburgh Steelers (W) 31-20

800TH GAME

December 2, 2012, vs. Tampa Bay Buccaneers (W) 31-23

900TH GAME

December 30, 2018, vs. Los Angeles Chargers (L) 23-9

1,000TH GAME

November 27, 2022, at Carolina Panthers (L) 23-10

BRONCOS ALL-TIME RECORD BY THE DAY

	REGULAR SEASON			POSTSEASON			
	Home	Road	Total	Home	Road	Neutral	Total
Thu.	5-6-0 (.455)	9-8-0 (.529)	14-14-0 (.500)	—	—	—	—
Fri.	2-0-0 (1.000)	3-4-0 (.429)	5-4-0 (.556)	—	—	—	—
Sat.	6-7-0 (.462)	8-15-1 (.354)	14-22-1 (.392)	7-2 (.778)	0-3 (.000)	—	7-5 (.583)
Sun.	263-151-6 (.633)	172-221-2 (.438)	435-372-8 (.539)	10-3 (.769)	3-6 (.333)	3-5 (.375)	16-14 (.533)
Mon.	24-13-1 (.645)	8-31-0 (.258)	32-44-1 (.422)	—	—	—	—
TOTAL	300-177-7 (.627)	200-279-3 (.418)	500-456-10 (.523)	17-5 (.773)	3-9 (.250)	3-5 (.375)	23-19 (.548)

BRONCOS ALL-TIME RECORD BY THE MONTH

	REGULAR SEASON			POSTSEASON			
	Home	Road	Total	Home	Road	Neutral	Total
Aug.	1-0-0 (1.000)	0-0-0 (.000)	1-0-0 (1.000)	—	—	—	—
Sept.	83-31-2 (.724)	41-55-1 (.428)	124-86-3 (.589)	—	—	—	—
Oct.	80-50-1 (.615)	57-67-1 (.460)	137-117-2 (.539)	—	—	—	—
Nov.	68-55-3 (.552)	64-61-1 (.512)	132-116-4 (.532)	—	—	—	—
Dec.	64-35-1 (.645)	38-91-0 (.295)	102-126-1 (.448)	2-1 (.667)	0-4 (.000)	—	2-5 (.286)
Jan.	4-6-0 (.400)	0-5-0 (.000)	4-11-0 (.267)	15-4 (.789)	3-5 (.375)	2-4 (.333)	20-13 (.606)
Feb.	—	—	—	—	—	1-1 (.500)	1-1 (.500)
TOTAL	300-177-7 (.628)	200-279-3 (.418)	500-456-10 (.523)	17-5 (.773)	3-9 (.250)	3-5 (.375)	23-19 (.548)

BRONCOS ALL-TIME RECORD BY THE DECADE

	REGULAR SEASON			POSTSEASON			
	Home	Road	Total	Home	Road	Neutral	Total
1960s	24-43-3 (.364)	15-54-1 (.221)	39-97-4 (.293)	—	—	—	—
1970s	43-25-4 (.625)	32-39-1 (.451)	75-64-5 (.538)	2-0 (1.000)	0-2 (.000)	0-1 (.000)	2-3 (.400)
1980s	58-19-0 (.753)	35-39-1 (.473)	93-58-1 (.615)	5-1 (.833)	1-1 (.500)	0-3 (.000)	6-5 (.545)
1990s	60-20-0 (.750)	34-46-0 (.425)	94-66-0 (.588)	4-1 (.800)	2-2 (.500)	2-0 (1.000)	8-3 (.727)
2000s	54-26-0 (.675)	39-41-0 (.488)	93-67-0 (.581)	1-1 (.500)	0-3 (.000)	0-0 (.000)	1-4 (.200)
2010s	51-29-0 (.638)	38-42-0 (.475)	89-71-0 (.556)	5-2 (.714)	0-1 (.000)	1-1 (.500)	6-4 (.600)
2020s	10-15-0 (.400)	7-18-0 (.280)	17-33-0 (.340)	—	—	—	—
TOTAL	300-177-7 (.628)	200-279-3 (.418)	500-456-10 (.523)	17-5 (.773)	3-9 (.250)	3-5 (.375)	23-19 (.548)

BRONCOS ALL-TIME SEASON OPENERS

Overall record: 40-22-1 / Home: 30-8-1 / Road: 10-14

Year (Date)	W/L	Result	Year (Date)	W/L	Result
1960 (9/9)	W	Denver 13, @Boston 10	1992 (9/6)	W	@Denver 17, L.A. Raiders 13
1961 (9/10)	W	Denver 22, @Buffalo 10	1993 (9/5)	W	Denver 26, @N.Y. Jets 20
1962 (9/7)	W	@Denver 30, San Diego 21	1994 (9/4)	L	San Diego 37, @Denver 34
1963 (9/7)	L	Kansas City 59, @Denver 7	1995 (9/3)	W	@Denver 22, Buffalo 7
1964 (9/12)	L	@N.Y. Jets 30, Denver 6	1996 (9/1)	W	@Denver 31, N.Y. Jets 6
1965 (9/11)	L	@San Diego 34, Denver 31	1997 (8/31)	W	@Denver 19, Kansas City 3
1966 (9/3)	L	@Houston 45, Denver 7	1998 (9/7)	W	@Denver 27, New England 21
1967 (9/3)	W	@Denver 26, Boston 21	1999 (9/13)	L	Miami 38, @Denver 21
1968 (9/15)	L	@Cincinnati 24, Denver 10	2000 (9/4)	L	@St. Louis 41, Denver 36
1969 (9/14)	W	@Denver 35, Boston 7	2001 (9/10)	W	@Denver 31, NYC 20
1970 (9/20)	W	Denver 25, @Buffalo 10	2002 (9/8)	W	@Denver 23, St. Louis 16
1971 (9/19)	T	@Denver 10, Miami 10	2003 (9/7)	W	Denver 30, @Cincinnati 10
1972 (9/17)	W	@Denver 30, Houston 17	2004 (9/12)	W	@Denver 34, Kansas City 24
1973 (9/16)	W	@Denver 28, Cincinnati 10	2005 (9/11)	L	@Miami 34, Denver 10
1974 (9/15)	L	L.A. Rams 17, @Denver 10	2006 (9/10)	L	@St. Louis 18, Denver 10
1975 (9/21)	W	@Denver 37, Kansas City 33	2007 (9/9)	W	Denver 15, @Buffalo 14
1976 (9/12)	L	@Cincinnati 17, Denver 7	2008 (9/8)	W	Denver 41, @Oakland 14
1977 (9/18)	W	@Denver 7, St. Louis 0	2009 (9/13)	W	Denver 12, @Cincinnati 7
1978 (9/3)	W	@Denver 14, Oakland 6	2010 (9/12)	L	@Jacksonville 24, Denver 17
1979 (9/2)	W	@Denver 10, Cincinnati 0	2011 (9/12)	L	Oakland 23, @Denver 20
1980 (9/7)	L	@Philadelphia 27, Denver 6	2012 (9/9)	W	@Denver 31, Pittsburgh 19
1981 (9/6)	W	@Denver 9, Oakland 7	2013 (9/5)	W	@Denver 49, Baltimore 27
1982 (9/12)	L	San Diego 23, @Denver 3	2014 (9/7)	W	@Denver 31, Indianapolis 24
1983 (9/4)	W	Denver 14, @Pittsburgh 10	2015 (9/13)	W	@Denver 19, Baltimore 13
1984 (9/2)	W	@Denver 20, Cincinnati 17	2016 (9/8)	W	@Denver 21, Carolina 20
1985 (9/8)	L	@L.A. Rams 20, Denver 16	2017 (9/11)	W	@Denver 24, L.A. Chargers 21
1986 (9/7)	W	@Denver 38, L.A. Raiders 36	2018 (9/1)	W	@Denver 27, Seattle 24
1987 (9/13)	W	@Denver 40, Seattle 17	2019 (9/9)	L	@Oakland 24, Denver 16
1988 (9/4)	L	Seattle 21, @Denver 14	2020 (9/14)	L	Tennessee 16, @Denver 14
1989 (9/10)	W	@Denver 34, Kansas City 20	2021 (9/12)	W	Denver 27, @N.Y. Giants 13
1990 (9/9)	L	@L.A. Raiders, 14, Denver 9	2022 (9/12)	L	@Seattle 17, Denver 16
1991 (9/1)	W	@Denver 45, Cincinnati 14			



2022 FINAL STATISTICS (5-12)

Head Coach: Nathaniel Hackett (15) / Jerry Rosburg (2) **AFC West:** 4th **Home Stadium:** Empower Field at Mile High

Date	W-L	Score	Opponent	Attendance	RUSHING	No.	Yds.	Avg.	Long	TD
Sep 12	L	16-17	at Seattle Seahawks	68,965	Murray	160	703	4.4	52	5
Sep 18	W	16-9	Houston Texans	76,191	Gordon III	90	318	3.5	17	2
Sep 25	W	11-10	San Francisco 49ers	77,021	Wilson	55	277	5.0	19	3
Oct 2	L	23-32	at Las Vegas Raiders	62,332	J.Williams	47	204	4.3	17	0
Oct 6	L	9-12	Indianapolis Colts (OT)	76,667	Edmonds	26	125	4.8	25	0
Oct 17	L	16-19	at Los Angeles Chargers (OT)	70,240	Boone	24	102	4.3	18	0
Oct 23	L	9-16	New York Jets	76,624	Mack	16	84	5.3	17	1
Oct 30	W	21-17	at Jacksonville Jaguars	86,215	Jeu	4	40	10.0	14	0
Nov 13	L	10-17	at Tennessee Titans	69,240	Washington	5	30	6.0	19	0
Nov 20	L	16-22	Las Vegas Raiders (OT)	76,056	Hamler	2	23	11.5	14	0
Nov 27	L	10-23	at Carolina Panthers	70,644	Hinton	2	13	6.5	13	0
Dec 4	L	9-10	at Baltimore Ravens	70,443	Rypien	6	7	1.2	6	0
Dec 11	L	28-34	Kansas City Chiefs	76,072	Sutton	1	5	5.0	5	0
Dec 18	W	24-15	Arizona Cardinals	75,179	Ozob	3	0	0.0	1	0
Dec 25	L	14-51	at Los Angeles Rams	71,525	Beck	2	0	0.0	1	0
Jan 1	L	24-27	at Kansas City Chiefs	73,571	Badie	1	0	0.0	0	0
Jan 8	W	31-28	Los Angeles Chargers	74,035	BRONCOS	444	1,935	4.4	52	11
					OPPONENTS	438	1,866	4.3	62t	12

TEAM STATISTICS		Den	Opp	RECEIVING		No.	Yds.	Avg.	Long	TD
TOTAL FIRST DOWNS		300	324	Jeu	67	972	14.5	57	6	6
Rushing		105	109	Sutton	64	829	13.0	51	2	2
Passing		166	180	Dulcich	33	411	12.5	39t	2	2
Penalty		29	35	Murray	26	124	4.8	15	0	0
3RD DOWN: MADE/ATT		67/230	75/220	Gordon III	25	223	8.9	24	0	0
3rd Down Pct.		29.1%	34.1%	Hinton	24	311	13.0	35	0	0
4TH DOWN: MADE/ATT		12/24	9/14	J.Williams	16	76	4.8	13	0	0
4th Down Pct.		50.0%	64.3%	Saubert	15	148	9.9	25	1	1
POSSESSION AVG.		29:29	30:31	Okwuegbunam	10	95	9.5	25t	1	1
TOTAL NET YARDS		5,527	5,440	Boone	9	96	10.7	34	0	0
Avg. Per Game		325.1	320.0	Tomlinson	9	79	8.8	18	2	2
Total Plays		1,078	1,079	Mack	8	99	12.4	66t	1	1
Avg. Per Play		5.1	5.0	Hamler	7	165	23.6	55	0	0
NET YARDS RUSHING		1,935	1,866	Edmonds	6	61	10.2	27	0	0
Avg. Per Game		113.8	109.8	Johnson	6	42	7.0	12	1	1
Total Rushes		444	438	Beck	5	69	13.8	27	0	0
NET YARDS PASSING		3,592	3,574	Swain	4	74	18.5	52	0	0
Avg. Per Game		211.3	210.2	Washington	4	2	0.5	4	0	0
Sacked/Yards Lost		63/415	36/245	Virgil	2	75	37.5	66t	1	1
Gross Yards		4,007	3,819	Cleveland	2	28	14.0	16	0	0
Attempts/Completions		571/345	605/392	Badie	1	24	24.0	24t	1	1
Completion Pct.		60.4%	64.8%	Ozob	1	3	3.0	3	0	0
Had Intercepted		15	15	Wilson	1	1	1.0	1	0	0
PUNTS/AVERAGE		96/46.6	85/51.5	BRONCOS	345	4,007	11.6	67t	18	20
NET PUNTING AVG.		41.5	45.0	OPPONENTS	392	3,819	9.7	63t	18	20
PENALTIES/YARDS		113/970	106/922							
FUMBLES/BALL LOST		26/9	23/8							
TOUCHDOWNS		29	35							
Rushing		11	12							
Passing		18	20							
Returns		0	3							

SCORE BY PERIODS		1	2	3	4	OT	PTS	PUNTING		No.	Yds.	Avg.	Net	TB	In20	Long	B
BRONCOS		55	97	43	92	0	287	Waitman	96	4,470	46.6	41.5	6	30	59	0	0
OPPONENTS		77	126	45	99	12	359	BRONCOS	96	4,470	46.6	41.5	12	30	59	0	0
								OPPONENTS	85	4,374	51.5	45.0	6	35	76	0	0

SCORING		TD	Ru	Pa	Ret	PAT	FG	2pt	PTS	PUNT RETURNS		No.	FC	Yds.	Avg.	Long	TD
McManus		0	0	0	0	25/27	28/36	0	109	Washington	32	14	271	8.5	30	0	0
Jeu		6	0	6	0	0/0	0/0	0	36	Hinton	1	0	37	12.3	17	0	0
Murray		5	5	0	0	0/0	0/0	1	32	Swain	1	0	0	0.0	0	0	0
Wilson		3	3	0	0	0/0	0/0	0	18	Johnson	1	0	0	0.0	0	0	0
Dulcich		2	0	2	0	0/0	0/0	0	12	BRONCOS	37	16	308	8.2	30	0	0
Tomlinson		2	0	2	0	0/0	0/0	0	12	OPPONENTS	44	29	362	8.2	28	0	0
Gordon III		2	2	0	0	0/0	0/0	0	12								
Mack		2	1	1	0	0/0	0/0	0	12								
Sutton		2	0	2	0	0/0	0/0	0	12								
Saubert		1	0	1	0	0/0	0/0	0	6								
Johnson		1	0	1	0	0/0	0/0	0	6								
Virgil		1	0	1	0	0/0	0/0	0	6								
Okwuegbunam		1	0	1	0	0/0	0/0	0	6								
Mack		1	0	1	0	0/0	0/0	0	6								
Purcell		0	0	0	0	0/0	0/0	0	2								
BRONCOS		29	11	18	0	25/27	28/36	1	287								
OPPONENTS		35	12	20	3	30/31	39/41	1	359								

KICKOFF RETURNS		No.	Yds.	Avg.	Long	TD
Washington		18	340	18.9	29	0
Saubert		2	21	10.5	15	0
Cleveland		2	18	9.0	10	0
Virgil		1	21	21.0	21	0
Mack		1	20	20.0	20	0
BRONCOS		24	420	17.5	29	0
OPPONENTS		21	445	21.2	32	0

FIELD GOALS		1-19	20-29	30-39	40-49	50+
McManus		0/0	6/7	4/6	10/10	8/13
BRONCOS		0/0	6/7	4/6	10/10	8/13
OPPONENTS		0/0	6/6	14/14	10/11	9/10

SACKS: D.Jones 6.5, Chubb 5.5, Browning 5.0, D.Williams 4.5, Jewell 2.5, Gregory 2.0, J.Jones 2.0, Cooper 2.0, Bonitto 1.5, Purcell 1.5, Martin 1.0, K.Williams 1.0, Henningsen 1.0 **BRONCOS: 36.0, OPPONENTS: 63.0**

FUM/LOST: Wilson 6/2, Gordon III 5/2, Washington 5/1, Rypien 4/1, Virgil 1/1, J.Williams 1/1, Johnson 1/1, Browning 1/0, Murray 1/0, Swain 1/0, **TOTAL: 26/9**

PASSING		Att.	Comp.	Yds.	Comp.%	Yds/Att.	TD	TD%	Int	Int%	Long	Sack/Lost	Rating
Wilson		483	292	3,524	60.5%	7.3	16	3.3%	11	2.3%	67t	55/368	84.4
Rypien		88	53	483	60.2%	5.5	2	2.3%	4	4.5%	45	8/47	63.8
BRONCOS		571	345	4,007	60.4%	7.0	18	3.2%	15	2.6%	67t	63/415	81.2
OPPONENTS		605	392	3,819	64.8%	6.3	20	3.3%	15	2.5%	63t	36/245	83.1

2022 DEFENSIVE STATS

(based on unofficial press box statistics)

	TT	UT	A	S-YDS	I-YDS	PD	FF	FR
1 Singleton	152	92	60	0-0	0-0	3	0	0
2 Jewell	128	70	58	2.5-28	2-21	4	2	2
3 K.Jackson	94	55	39	0-0	0-0	3	0	2
4 Simmons	69	42	27	0-0	6-51	7	3	1
5 Mathis	65	54	11	0-0	0-0	7	0	0
6 Surtain II	60	46	14	0-0	2-3	10	1	0
7 D.Jones	47	24	23	6.5-47	0-0	1	0	1
8 Purcell	45	21	24	1.5-2.5	0-0	0	0	1
9 K.Williams	44	30	14	1-7	1-0	7	0	0
Cooper	44	20	24	2-13	0-0	0	0	0
11 Griffith	41	24	17	0-0	1-1	1	0	0
12 D.Williams	37	21	16	4.9-9	0-0	0	0	0
13 Dj.Jones	34	22	12	2-14	0-0	6	0	0
14 Chubb	26	15	11	5.5-43.5	0-0	1	2	0
15 Browning	24	14	10	5-32.5	1-6	2	0	1
16 Henningsen	21	8	13	1-7	0-0	0	0	0
17 Sterns	20	13	7	0-0	2-25	4	0	0
J.Harris	20	13	7	0-0	0-0	0	0	0
19 Uwazurike	17	11	6	0-0	0-0	1	0	0
20 Darby	14	12	2	0-0	0-0	3	1	0
21 Bonitto	13	5	8	1.5-13.5	0-0	0	1	0
22 Gregory	12	7	5	2-17	0-0	0	2	0
23 Bassey	11	7	4	0-0	0-0	2	0	0
24 Locks	10	7	3	0-0	0-0	1	1	0
25 McMillian	7	6	1	0-0	0-0	0	0	0
26 Martin	6	4	2	1-11	0-0	0	0	0
27 L.Jackson	3	3	0	0-0	0-0	2	0	0
28 Ray	2	1	1	0-0	0-0	0	0	0
29 Kongofo	1	1	0	0-0	0-0	0	0	0
Garcia	1	0	0	0-0	0-0	0	0	0
TOTALS	1,068	649	419	36-245	15-89	67	14	7

2022 GAMES STARTED

OFFENSE		DEFENSE	
QB Wilson, Russell	15	DT Jones, D.J.	15
QB Rypien, Brett	2	DL Williams, DeShawn	15
RB Murray, Latavius	6	DE Jones, Dre'Mont	13
RB Gordon III, Melvin	4	DL Purcell, Mike	4
RB Williams, Javorite	4	DL Harris, Jonathan	4
RB Edwards, Chase	1	OLB Cooper, Jonathan	9
WR Sutton, Courtland	14	OLB Browning, Baron	8
WR Juey, Jerry	12	OLB Chubb, Bradley	8
TE Tomlinson, Eric	6	OLB Gregory, Randy	3
TE Dulcich, Greg	5	OLB Bonitto, Nik	4
TE Saubert, Eric	5	ILB Jewell, Josey	13
WR Hinton, Kendall	1	ILB Singleton, Alex	12
FB/TE Beck, Andrew	4	ILB Griffith, Jonas	8
WR Johnson, Brandon	1	S Jackson, Kareem	17
TE Okuegbunam, Albert	1	S Simmons, Justin	12
WR Swain, Freddie	1	S Sterns, Caden	3
WR Virgil, Jalen	1	CB Surtain II, Pat	17
WR Washington, Montrell	1	CB Mathis, Damari	11
T Fleming, Cam	15	CB Williams, K'Waun	8
G Risner, Dalton	10	CB Darby, Ronald	8
G Glasgow, Graham	10	CB McMillian, Ja'Quan	1
G/C Meinzer, Quinn	13		
C Cushmanberry III, Lloyd	8		
Anderson, Calvin	1		
I Turner, Billy	1		
T Bolles, Garrett	5		
G Bailey, Quinn	1		
C Wattenberg, Luke	1		

2022 COACHES

Nathaniel Hackett - Head Coach (First 15 Games); **Efiro Eworo** - Defensive Coordinator; **Justin Outten** - Offensive Coordinator; **Ola Adams** - Asst. Defensive Backs; **Zach Azzani** - Wide Receivers; **Dom Capers** - Sr. Defensive Assistant; **A.C. Carter** - Def. Quality Control; **Ramon Chinyang** - Off. Quality Control; **Marcus Dixon** - Defensive Line; **Zack Grossi** - Off. Quality Control; **Richard Guerrero** - Asst. Strength & Conditioning; **Derek Hathcock** - Asst. to Head Coach; **Peter Hansen** - Linebackers; **Korey Jones** - Asst. Strength & Conditioning; **Mateo Kambui** - Coaching Fellow; **Bill Kollar** - Def./Special Projects; **Kunt Kuback** - Passing Game Coordinator/Quarterbacks; **Loren Lindow** - Strength & Conditioning; **Mike Maloney** - Special Teams; **Brad Miller** - Football Strategy Analyst; **Jake Moreland** - Tight Ends; **Pierré Ngo** - Asst. Strength & Conditioning; **Christian Parker** - Defensive Backs; **Jerry Rosburg** - Sr. Asst./Head Coach (Last 6 Games); **Ben Stabile** - Offensive Line; **DeAndre Thompson** - Coaching Fellow; **Bert Watts** - Outside Linebackers; **John Vieira** - Instructional Designer; **Tyrone Wheatley** - Running Backs.

2022 LEADERS / RANKINGS

INDIVIDUAL	PLAYER	NO.	AFC RANK	NFL RANK	NFL LEADER	NO.
Points	McManus	109	11th	22nd	Myers (Sea.)	143
Rushing Yards	Murray	703	16th	T-35th	Jacobs (L.V.)	1,633
Passing Yards	Wilson	3,524	7th	13th	Mahomes (K.C.)	5,290
Passer Rating	Wilson	84.4	12th	27th	Tagovailoa (Mia.)	105.5
Receiving Yards	Juey	372	11th	23rd	Jefferson (Min.)	1,809
Receptions	Juey	67	T-20th	T-39th	Four Players	128
Interceptions	Simmons	6	T-1st	T-1st	Four Players	6
Sacks	D. Jones	6.5	T-24th	T-49th	N. Bosa (S.F.)	18.5

AFC NFL	AFC RANK	NFL RANK	NFL LEADER	NO.	
Points Per Game	16.9	16th	32nd	Kansas City	29.2
Total Yards Per Game	325.1	10th	21st	Kansas City	413.6
Yards Per Play	5.1	11th	23rd	Kansas City	6.4
Rushing Yards Per Game	113.8	9th	21st	Chicago	177.3
Net Passing Yds. Per Game	211.3	9th	19th	Kansas City	297.8

DEFENSE	NO.	AFC RANK	NFL RANK	NFL LEADER	NO.
Points Per Game	21.1	T-8th	T-14th	San Francisco	16.3
Total Yards Per Game	320.0	3rd	7th	San Francisco	300.6
Yards Per Play	5.0	3rd	6th	Philadelphia	4.8
Rushing Yards Per Game	109.8	9th	10th	Tennessee	76.9
Net Passing Yds. Per Game	210.2	6th	12th	Philadelphia	179.8

2022 KEY AWARDS

AP All-Pro (2): CB Pat Surtain II (first team), S Justin Simmons (second team). **NFLPA All-Pro (1):** CB Pat Surtain II (first team). **Pro Bowl (1):** CB Pat Surtain II. **All-AFC (1):** Pat Surtain II. **Darrent Williams Good Guy Award (1):** G Dalton Risner. **Demaryius Thomas Team MVP Award (1):** CB Pat Surtain II.

2022 NFL STANDINGS

AFC EAST	W	L	T	Pct	PF	PA
Team	13	3	0	.813	455	286
xz-Buffalo	9	8	0	.529	397	399
xy-Miami	8	9	0	.471	364	347
New England	7	10	0	.412	296	316
N.Y. Jets	8	9	0	.412	296	316

AFC NORTH	W	L	T	Pct	PF	PA
Team	12	4	0	.750	418	322
xz-Cincinnati	10	7	0	.588	350	315
xy-Baltimore	9	8	0	.529	308	346
Pittsburgh	7	10	0	.412	361	381
Cleveland	7	10	0	.412	361	381

AFC SOUTH	W	L	T	Pct	PF	PA
Team	9	8	0	.529	404	350
xz-Jacksonville	7	10	0	.412	298	359
Tennessee	4	12	1	.265	289	427
Indianapolis	3	13	1	.206	289	420
Houston	3	13	1	.206	289	420

AFC WEST	W	L	T	Pct	PF	PA
Team	14	3	0	.824	496	369
xz*-Kansas City	10	7	0	.588	391	384
xy-L.A. Chargers	6	11	0	.353	395	418
Las Vegas	5	12	0	.294	287	359
Denver	5	12	0	.294	287	359

NFC EAST	W	L	T	Pct	PF	PA
Team	14	3	0	.824	477	344
xz*-Philadelphia	12	5	0	.706	467	342
xy-Dallas	9	7	1	.559	365	371
xy-N.Y. Giants	8	8	1	.500	321	343
Washington	6	8	1	.412	361	371

NFC NORTH	W	L	T	Pct	PF	PA
Team	13	4	0	.765	424	427
xz-Minnesota	9	8	0	.529	453	427
Detroit	8	9	0	.471	370	371
Green Bay	3	14	0	.176	326	463
Chicago	3	14	0	.176	326	463

NFC SOUTH	W	L	T	Pct	PF	PA
Team	8	9	0	.471	313	358
xz-Tampa Bay	7	10	0	.412	347	374
Carolina	7	10	0	.412	330	345
New Orleans	7	10	0	.412	365	386
Atlanta	7	10	0	.412	365	386

NFC WEST	W	L	T	Pct	PF	PA
Team	13	4	0	.765	450	277
xz-San Francisco	9	8	0	.529	407	401
xy-Seattle	5	12	0	.294	307	384
L.A. Rams	4	13	0	.235	340	449
Arizona	4	13	0	.235	340	449

x - Playoffs; y - Wild Card Berth; z - Division Title; * - Clinched Division & Home-Field

WILD CARD PLAYOFF GAMES

- 1/14 - at San Francisco 31, Seattle 23
- 1/14 - at Jacksonville 41, L.A. Chargers 30
- 1/15 - at Buffalo 34, Miami 31
- 1/15 - N.Y. Giants 31, at Minnesota 24
- 1/15 - at Cincinnati 24, Baltimore 17
- 1/16 - Dallas 31, at Tampa Bay 14

DIVISIONAL PLAYOFF GAMES

- 1/21 - at Kansas City 27, Jacksonville 20
- 1/21 - at Philadelphia 38, N.Y. Giants 7
- 1/22 - Cincinnati 27, at Buffalo 10
- 1/22 - at San Francisco 19, Dallas 12

CONFERENCE CHAMPIONSHIPS

- 1/29 - at Philadelphia 31, San Francisco 7
- 1/29 - at Kansas City 23, Cincinnati 20

SUPER BOWL LVIII (GLENDALE, ARIZ.)

- 2/12 - Kansas City 38, Philadelphia 35

2022 Season Football Stats Year-by-Year Stats

2021 FINAL STATISTICS (7-10)

Head Coach: Vic Fangio AFC West: 4th Home Stadium: Empower Field at Mile High

Date	W-L	Score	Opponent	Attendance	RUSHING	No.	Yds.	Avg.	Long	TD
Sep 12	W	27-13	at New York Giants	74,119	Gordon	203	918	4.5	70t	8
Sep 19	W	23-13	at Jacksonville Jaguars	58,461	J. Williams	203	903	4.4	49	4
Sep 26	W	26-0	New York Jets	75,882	Bridgewater	30	106	3.5	13	2
Oct 3	L	7-23	Baltimore Ravens	76,490	Lock	10	53	5.3	23t	2
Oct 10	L	19-27	at Pittsburgh Steelers	59,841	Boone	4	35	8.8	16	0
Oct 17	L	24-34	Las Vegas Raiders	76,854	Crockett	3	7	2.3	6	0
Oct 21	L	14-17	at Cleveland Browns	67,431	Judy	2	3	1.5	3	0
Oct 31	W	17-10	Washington Football Team	75,973	BRONCOS	455	2,025	4.5	70t	16
Nov 7	W	30-16	at Dallas Cowboys	93,503	OPPONENTS	441	1,892	4.3	35	9
Nov 14	L	13-30	Philadelphia Eagles	76,766	RECEIVING	No.	Yds.	Avg.	Long	TD
Nov 28	W	28-13	Los Angeles Chargers	75,807	Fant	68	670	9.9	35	4
Dec 5	L	9-22	at Kansas City Chiefs	73,185	Sutton	58	776	13.4	55	2
Dec 12	W	38-10	Detroit Lions	76,211	Patrick	53	734	13.8	44t	5
Dec 19	L	10-15	Cincinnati Bengals	76,134	J. Williams	43	316	7.3	42	3
Dec 26	L	13-17	at Las Vegas Raiders	60,972	Judy	38	467	12.3	40	0
Jan 2	L	13-34	at Los Angeles Chargers	70,240	Okwuegbunam	33	330	10.0	64	2
Jan 8	L	24-28	Kansas City Chiefs	76,012	Gordon	28	213	7.6	30	2

TEAM STATISTICS		Den	Opp
TOTAL FIRST DOWNS		331	312
Rushing		124	99
Passing		179	192
Penalty		28	21
3RD DOWN: MADE/ATT		82/213	101/225
3rd Down Pct.		38.5%	44.9%
4TH DOWN: MADE/ATT		16/28	11/26
4th Down Pct.		57.1%	42.3%
POSSESSION AVG.		30:48	29:12
TOTAL NET YARDS		5,618	5,544
Avg. Per Game		330.5	326.1
Total Plays		1,036	1,039
AVG. PER PLAY		5.4	5.3
NET YARDS RUSHING		2,025	1,892
Avg. Per Game		119.1	111.3
Total Rushes		455	441
NET YARDS PASSING		3,593	3,652
Avg. Per Game		211.4	214.8
Sacked/Yards Lost		40/263	36/249
Gross Yards		3,856	3,901
Att./Completions		541/354	562/341
Completion Pct.		65.4%	60.7%
Had Intercepted		9	13
PUNTS/AVERAGE		67/46.0	60/50.4
NET PUNTING AVG.		42.8	43.9
PENALTIES/YARDS		83/711	104/922
FUMBLES/BALL LOST		12/9	12/6
TOUCHDOWNS		37	36
Rushing		16	9
Passing		20	22
Returns		1	5

SCORE BY PERIODS	1	2	3	4	OT	PTS
BRONCOS	54	106	64	111	0	335
OPPONENTS	71	94	71	86	0	322

SCORING	TD	Ru	Pa	Ret	PAT	FG	2pt	PTS
McManus	0	0	0	0	33/34	26/31	0	111
Gordon	10	8	2	0	0/0	0/0	0	60
J. Williams	7	4	3	0	0/0	0/0	0	42
Patrick	5	0	5	0	0/0	0/0	0	30
Fant	4	0	4	0	0/0	0/0	0	24
Sutton	2	0	2	0	0/0	0/0	1	14
Lock	2	2	0	0	0/0	0/0	0	12
Okwuegbunam	2	0	2	0	0/0	0/0	0	12
Bridgewater	2	2	0	0	0/0	0/0	0	12
Saubert	1	0	1	0	0/0	0/0	0	6
Surtaim	1	0	0	1	0/0	0/0	0	6
Hinton	1	0	1	0	0/0	0/0	0	6
BRONCOS	37	16	20	5	33/34	26/31	1	335
OPPONENTS	36	9	22	5	28/29	24/31	3	322

2-PT. CONVERSIONS: BRONCOS 1-3, OPPONENTS 3-6

SACKS: S. Harris 6.0, D. Jones 5.5, Reed 5.0, Miller 4.5, Weatherly 2.5, Cooper 2.5, Johnson 2.0, Sterns 2.0, Simmons 1.5, Agim 1.5, D. Williams 1.0, Callahan 1.0, Jackson 1.0 **BRONCOS: 36.0, OPPONENTS: 40.0**

FUM/LOST: Gordon 3/3, Spencer 2/2, J. Williams 2/1, Lock 2/1, Okwuegbunam 1/1, Bridgewater 1/1, Judy 1/0, **TOTAL: 12/9**

PASSING	Att.	Comp.	Yds.	Comp.%	Yds/Att.	TD	TD%	Int	Int%	Long	Sack/Lost	Rating
Bridgewater	426	285	3,052	66.9	7.2	18	4.2	7	1.6	64	31/211	84.9
Sutton	111	67	787	60.4	7.1	2	1.8	2	1.8	44	9/52	80.4
Patrick	1	1	16	100.0	16.0	0	0.0	0	0.0	16	0/0	118.8
Hinton	1	1	1	100.0	1.0	0	0.0	0	0.0	1	0/0	79.2
Rypien	2	0	0	0.0	0.0	0	0.0	0	0.0	0	0/0	39.6
BRONCOS	541	354	3,856	65.4	7.1	20	3.7	9	1.7	64	40/263	91.7
OPPONENTS	562	341	3,901	60.7	6.9	22	3.9	13	2.3	59	36/249	85.0

RECEIVING	No.	Yds.	Avg.	Long	TD
Fant	68	670	9.9	35	4
Sutton	58	776	13.4	55	2
Patrick	53	734	13.8	44t	5
J. Williams	43	316	7.3	42	3
Judy	38	467	12.3	40	0
Okwuegbunam	33	330	10.0	64	2
Gordon	28	213	7.6	30	2
Hinton	15	175	11.7	40	1
Saubert	8	47	5.9	11	1
Hamler	5	74	14.8	28	0
Boone	2	22	11.0	19	0
S. Williams	1	34	34.0	34	0
Lock	1	1	1.0	1	0
Spencer	1	-3	-3.0	0	0
BRONCOS	354	3,856	10.9	64	20
OPPONENTS	341	3,901	11.4	59	22

INTERCEPTIONS	No.	Yds.	Avg.	Long	TD
Simmons	5	76	15.2	35	0
Surtaim II	4	70	17.5	70t	1
Sterns	2	47	23.5	46	0
Chubb	1	21	21.0	21	0
Jackson	1	7	7.0	7	0
BRONCOS	13	221	17.0	70t	1
OPPONENTS	9	134	14.9	75t	1

PUNTING	No.	Yds.	Avg.	Net	TB	In20	Long	B
Martin	67	3,083	46.0	42.8	3	28	68	0
BRONCOS	67	3,083	46.0	42.8	3	28	68	0
OPPONENTS	60	3,021	50.4	43.9	8	20	71	0

PUNT RETURNS	No.	FC	Yds.	Avg.	Long	TD
Spencer	26	12	206	7.9	25	0
Hinton	2	2	24	12.0	15	0
BRONCOS	28	14	230	8.2	25	0
OPPONENTS	24	24	150	6.4	42	0

KICKOFF RETURNS	No.	Yds.	Avg.	Long	TD
Spencer	17	291	17.1	26	0
A. Patrick	1	0	0.0	0	0
BRONCOS	18	291	16.2	26	0
OPPONENTS	14	551	39.4	102t	2

FIELD GOALS	1-19	20-29	30-39	40-49	50+
McManus	0/0	7/8	6/6	8/8	5/9
BRONCOS	0/0	7/8	6/6	8/8	5/9
OPPONENTS	1/1	5/5	4/4	6/11	8/10

MCMANUS: (23G, 36G) (32G, 46G, 40G) (45G, 47G, 21G, 36G) (39G, 29G) (32G) (45G, 53N) (53G, 27G, 53N, 42G) (21G, 22B, 28G) (42G) (52G) (54G, 51N) (49G, 55G, 55N) (61G, 23G) (31G)

OPPONENTS: (52N, 48N) (40G, 46G, 20G) (48G, 43G) (50G, 43N, 30G) (52G, 41B) (45B, 52G, 47B) (30G, 52G, 23G) (52N) (56G, 45G, 26G) (36G) (53G, 58G, 26G) (41G) (19G, 23G) (34G, 51G)

2021 DEFENSIVE STATS

(based on unofficial press box statistics)

	TT	UT	A	S-YDS	I-YDS	PD	FF	FR
1 Jackson	88	62	26	1-0	1-7	2	0	0
2 Simmons	80	60	20	1.5-13	5-76	12	0	0
3 Surtain II	56	45	13	0-0	4-70	14	0	0
4 Browning	57	42	15	0-0	0-0	2	0	0
5 Darby	55	42	11	0-0	0-0	6	2	0
6 Fuller	51	40	11	0-0	0-0	4	0	0
7 S. Harris	49	24	25	8-44	0-0	5	2	0
8 Reed	43	24	19	0-0	0-0	2	1	0
9 Griffith	42	21	21	0-0	0-0	0	0	0
10 Williams	39	17	22	1-3	0-0	2	0	0
11 Cooper	37	22	15	2.5-22	0-0	0	0	0
12 Stephen	34	17	17	0-0	0-0	1	0	0
13 Purcell	32	17	16	0-0	0-0	1	0	1
14 Johnson	32	20	12	2-26	0-0	3	0	1
15 Strnad	32	19	13	0-0	0-0	0	0	0
16 Jones	31	18	13	5.5-37	0-0	2	1	0
17 Callahan	29	25	4	-1	0-0	4	0	0
18 Young	29	14	15	0-0	0-0	0	1	0
19 Miller	27	18	9	2-12	0-0	3	0	0
20 T. Harris	27	9	18	0-0	2-7	2	0	0
21 Surtain	19	10	9	4.5-25	0-0	0	0	0
22 Kiser	17	7	10	0-0	0-0	0	0	0
23 Weatherly	14	8	6	2.5-22.5	0-0	0	0	0
24 Ojemudia	11	8	3	0-0	0-0	0	0	0
25 J. Harris	10	9	1	0-0	0-0	0	0	0
26 Hairston	8	6	2	0-0	0-0	4	0	0
27 Jewell	7	7	0	0-0	0-0	0	0	0
28 Robinson	5	5	0	0-0	0-0	0	0	0
29 Agim	4	4	0	1.5-7	0-0	0	0	0
30 Mintze	3	2	1	0-0	0-0	0	0	0
31 Patrick	3	3	0	0-0	0-0	0	0	0
32 Ford	3	3	0	0-0	0-0	0	0	0
33 Locke	1	1	0	0-0	0-0	0	0	0
Spencer	1	0	1	0-0	0-0	0	0	0
TOTALS	968	606	362	36-249	13-221	73	6	5

2021 GAMES STARTED

OFFENSE

QB Bridgewater, Teddy	14
QB Lock, Drew	3
RB Gordon III, Melvin	16
RB Williams, Javonte	1
WR Sutton, Courtland	16
WR Patrick, Tim	16
TE Fant, Noah	16
TE Okwuegbunam, Albert	6
WR Jedy, Jerry	5
TE Saubert, Eric	4
WR Hamler, KJ	2
WR Hinton, Kendall	1
WR Williams, Seth	1
C Cushenberry III, Lloyd	16
G Risner, Dalton	15
T Bolles, Garrett	14
T Mascie, Bobby	13
G/C Meinerz, Quinn	9
G Glasgow, Graham	7
T Fleming, Cameron	4
G Muti, Netani	3
T Anderson, Calvin	3
G/C Schlottmann, Austin	1

DEFENSE

DE Harris, Shelby	16
DE Jones, Dre Mont	7
NT Purcell, Mike	10
DL Williams, Deshaun	8
OLB Reed, Malik	13
OLB Chubb, Bradley	7
OLB Miller, Von	7
OLB Cooper, Jonathan	5
OLB Patrick, Aaron	6
OLB Weatherly, Stephen	4
ILB Browning, Aaron	1
ILB Johnson, Alexander	6
ILB Young, Kenny	6
ILB Strnad, Justin	5
ILB Griffith, Jonas	4
ILB Jewell, Josey	2
ILB Kiser, Micah	2
S Simmons, Justin	17
OLB Jackson, Kareem	15
S Sterns, Caden	2
CB Surtain II, Pat	15
CB Darby, Ronald	11
CB Fuller, Kyle	10
CB Callahan, Bryce	6
CB Hairston, Nate	6
CB Ojemudia, Michael	1

2021 COACHES

Vic Fangio - Head Coach; **Ed Donatelli** - Defensive Coordinator; **Tom McMahon** - Special Teams Coordinator; **Pat Shurmur** - Offensive Coordinator; **Zach Azzanni** - Wide Receivers; **Chris Beake** - Def. Pass Game Specialist; **Chris Cook** - Off. Quality Control; **Chris Gould** - Asst. Special Teams; **Wade Harman** - Tight Ends; **Reggie Herring** - Linebackers; **Mike Hiestand** - Asst. Defensive Line/Asst. to Head Coach; **Korey Jones** - Asst. Strength and Conditioning; **Bill Kollar** - Defensive Line; **Chris Kuper** - Asst. Offensive Line; **Loren Landow** - Strength and Conditioning; **Mark Locher** - Asst. Strength and Conditioning; **Curtis Modkins** - Running Backs; **Mike Munchak** - Offensive Line; **Pierre Ngo** - Asst. Strength and Conditioning; **John Pagano** - Outside Linebackers; **Christian Parker** - Defensive Backs; **Justin Rascati** - Off. Quality Control; **Matt Sheldon** - Senior Analyst; **Mike Shula** - Quarterbacks; **Nathaniel Willingham** - Def. Quality Control; **Emily Zailer** - Asst. Player Performance.

2021 LEADERS / RANKINGS

INDIVIDUAL	PLAYER	NO.	AFC RANK	NFL RANK	NFL LEADER	NO.
Points	McManus	111	11th	T-19th	Two Players	150
Rushing Yards	Gordon III	318	7th	11th	Taylor (Ind.)	1,811
Passing Yards	Bridgewater	3,052	11th	23rd	Brady (T.B.)	5,316
Passer Rating	Bridgewater	94.9	4th	12th	Rodgers (G.B.)	111.9
Receiving Yards	Sutton	776	22nd	46th	Kupp (LAR)	1,947
Receptions	Fant	68	21st	T-39th	Kupp (LAR)	145
Interceptions	Simmons	5	T-2nd	T-4th	Diggs (Dal.)	11
Sacks	S. Harris	6	T-24th	T-51st	Watt (Pit.)	22.5

OFFENSE	NO.	RANK	RANK	NFL LEADER	NO.
Points Per Game	19.7	13th	T-23rd	Dallas	31.2
Total Yards Per Game	330.5	11th	19th	Dallas	407.0
Yards Per Play	5.4	10th	19th	San Francisco	6.1
Rushing Yards Per Game	119.1	7th	13th	Philadelphia	159.7
Net Passing Yds. Per Game	211.4	10th	19th	Tampa Bay	307.6

DEFENSE	NO.	RANK	RANK	NFL LEADER	NO.
Points Per Game	18.9	3rd	3rd	Buffalo	17.0
Total Yards Per Game	326.1	4th	8th	Buffalo	272.8
Yards Per Play	5.3	6th	13th	Buffalo	4.6
Rushing Yards Per Game	111.3	8th	15th	Baltimore	84.5
Net Passing Yds. Per Game	214.8	4th	8th	Buffalo	163.0

2021 KEY AWARDS

AP All-Pro (1): S Justin Simmons (second team). **PFWA All-Rookie Team (2):** CB Pat Surtain II, RB Javonte Williams. **Darrent Williams Good Guy Award (1):** QB Teddy Bridgewater. **Demaryius Thomas Team MVP Award (1):** S Justin Simmons.

2021 NFL STANDINGS

AFC EAST

Team	W	L	T	Pct	PF	PA
xz-Buffalo	11	6	0	.647	483	289
xy-New England	10	7	0	.588	462	303
Miami	9	8	0	.529	341	373
N.Y. Jets	4	13	0	.235	310	504

AFC NORTH

Team	W	L	T	Pct	PF	PA
xz-Cincinnati	10	7	0	.588	460	376
xy-Pittsburgh	9	7	1	.559	343	398
Cleveland	8	9	0	.471	349	371
Baltimore	8	9	0	.471	387	392

AFC SOUTH

Team	W	L	T	Pct	PF	PA
xz-Tennessee	12	5	0	.706	419	354
Indianapolis	9	8	0	.529	451	365
Houston	4	13	0	.235	280	452
Jacksonville	3	14	0	.176	253	457

AFC WEST

Team	W	L	T	Pct	PF	PA
xz-Kansas City	12	5	0	.706	480	364
xy-Las Vegas	10	7	0	.588	374	439
L.A. Chargers	9	8	0	.529	474	459
Denver	7	10	0	.412	335	322

NFC EAST

Team	W	L	T	Pct	PF	PA
xz-Dallas	12	5	0	.706	530	358
xy-Philadelphia	9	8	0	.529	444	385
Washington	7	10	0	.412	335	434
N.Y. Giants	4	13	0	.235	258	416

NFC NORTH

Team	W	L	T	Pct	PF	PA
xz-Green Bay	13	4	0	.765	450	371
Minnesota	8	9	0	.471	425	426
Chicago	6	11	0	.353	311	407
Detroit	3	13	1	.206	325	467

NFC SOUTH

Team	W	L	T	Pct	PF	PA
xz-Tampa Bay	13	4	0	.765	511	353
New Orleans	9	8	0	.529	364	335
Atlanta	7	10	0	.412	313	409
Carolina	5	12	0	.294	304	454

NFC WEST

Team	W	L	T	Pct	PF	PA
xz-L.A. Rams	12	5	0	.706	460	372
xy-Arizona	11	6	0	.647	449	366
xy-San Francisco	10	7	0	.588	427	365
Seattle	7	10	0	.412	395	366

x - Playoffs; y - Wild Card Berth; z - Division Title; * - Clinched Division & Home-Field

WILD CARD PLAYOFF GAMES

1/15 - at Cincinnati 26, Las Vegas 19
 1/15 - at Buffalo 47, New England 17
 1/16 - at Tampa Bay 31, Philadelphia 15
 1/16 - San Francisco 23, Dallas 17
 1/16 - at Kansas City 42, Pittsburgh 21
 1/17 - at L.A. Rams 34, Arizona 11

DIVISIONAL PLAYOFF GAMES

1/22 - Cincinnati 19, at Tennessee 16
 1/22 - San Francisco 13, at Green Bay 10
 1/23 - L.A. Rams 30, at Tampa Bay 27
 1/23 - at Kansas City 42, Buffalo 36 OT

CONFERENCE CHAMPIONSHIPS

1/30 - Cincinnati 27, at Kansas City 24 OT
 1/30 - at L.A. Rams 20, San Francisco 17

SUPER BOWL LVI (LOS ANGELES)

2/13 - L.A. Rams 23, Cincinnati 20

2020 FINAL STATISTICS (5-11)

Head Coach: Vic Fangio AFC West: 4th Home Stadium: Empower Field at Mile High

Date	W-L	Score	Opponent	Attendance	RUSHING	No.	Yds.	Avg.	Long	TD
Sep 14	L	14-16	Tennessee Titans	0	Gordon	215	986	4.6	65	9
Sep 20	L	21-26	at Pittsburgh Steelers	0	Lindsay	118	502	4.3	55	1
Sep 27	L	10-28	Tampa Bay Buccaneers	5,226	Freeman	35	170	4.9	23	0
Oct 1	W	37-28	at New York Jets	0	Lock	44	160	3.6	16	3
Oct 18	W	18-12	at New England Patriots	0	Hamler	9	40	4.4	15	0
Oct 25	L	16-43	Kansas City Chiefs	5,314	Driskel	6	28	4.7	9	0
Nov 1	W	31-30	Los Angeles Chargers	5,231	Spencer	3	19	6.3	9	0
Nov 8	L	27-34	at Atlanta Falcons	7,665	Bellamy	4	11	2.8	8	0
Nov 15	L	12-37	at Las Vegas Raiders	0	Hinton	2	7	3.5	5	0
Nov 22	W	20-13	Miami Dolphins	5,351	Martin	1	0	0.0	0	0
Nov 29	L	3-31	New Orleans Saints	0	Rypien	5	-5	-1.0	-1	0
Dec 6	L	16-22	at Kansas City Chiefs	12,578	BRONCOS	442	1,918	4.3	65	13
Dec 13	W	32-27	at Carolina Panthers	5,768	OPPONENTS	434	2,080	4.8	59	22
Dec 19	L	19-48	Buffalo Bills	0	RECEIVING	No.	Yds.	Avg.	Long	TD
Dec 27	L	16-19	at Los Angeles Chargers	0	Fant	62	673	10.9	37	3
Jan 3	L	31-32	Las Vegas Raiders	0	Jeady	52	856	16.5	92	3
					Patrick	51	742	14.5	61	6
					Gordon	32	158	4.9	20	1
					Hamler	30	381	12.7	49	3
					Hamilton	23	293	12.7	40	2
					Vannett	14	95	6.8	19	1
					Freeman	12	81	6.8	28	0
					Okwuegbunam	11	121	11.0	27	1
					Fumagalli	8	80	10.0	29	1
					Lindsay	7	28	4.0	11	0
					Cleveland	6	63	10.5	17	0
					Sutton	3	66	22.0	45	0
					Spencer	3	26	8.7	10	0
					Butt	2	5	2.5	5	0
					Bellamy	1	5	5.0	5	0
					BRONCOS	317	3,673	11.6	92	21
					OPPONENTS	374	4,089	10.9	84	21

TEAM STATISTICS	Den	Opp
TOTAL FIRST DOWNS	308	333
Rushing	94	106
Passing	176	201
Penalty	38	26
3RD DOWN: MADE/ATT	82/212	88/219
3rd Down Pct.	38.7%	40.2%
4TH DOWN: MADE/ATT	4/15	7/14
4th Down Pct.	26.7%	50.0%
POSSESSION AVG.	28:59	31:01
TOTAL NET YARDS	5,369	5,887
Avg. Per Game	335.6	367.9
Total Plays	1,030	1,043
AVG. PER PLAY	5.2	5.6
NET YARDS RUSHING	1,918	2,080
Avg. Per Game	119.9	130.0
Total Rushes	442	434
NET YARDS PASSING	3,451	3,807
Avg. Per Game	215.7	237.9
Sacked/Yards Lost	32/222	42/282
Gross Yards	3,673	4,089
Att./Completions	556/317	567/374
Completion Pct.	57.0%	66.0%
Had Intercepted	23	10
PUNTS/AVERAGE	66/46.1	63/44.9
NET PUNTING AVG.	41.4	39.1
PENALTIES/YARDS	81/670	106/952
FUMBLES/BALL LOST	23/9	47/7
TOUCHDOWNS	35	46
Rushing	13	22
Passing	21	21
Returns	1	4

SCORE BY PERIODS	1	2	3	4	OT	PTS
BRONCOS	54	75	71	123	0	323
OPPONENTS	74	151	78	143	0	446

SCORING	TD	Ru	Pa	Ret	PAT	FG	2pt	PTS
McManus	0	0	0	0	24/27	28/34	0	108
Gordon	10	9	1	0	0/0	0/0	0	60
Patrick	6	0	6	0	0/0	0/0	0	36
Jeady	3	0	3	0	0/0	0/0	1	20
Fant	3	0	3	0	0/0	0/0	1	20
Lock	3	3	0	0	0/0	0/0	0	18
Hamler	3	0	3	0	0/0	0/0	0	18
Hamilton	2	0	2	0	0/0	0/0	0	12
Fumagalli	1	0	1	0	0/0	0/0	0	6
Lindsay	1	1	0	0	0/0	0/0	0	6
Vannett	1	0	1	0	0/0	0/0	0	6
Spencer	1	0	0	1	0/0	0/0	0	6
Okwuegbunam	1	0	1	0	0/0	0/0	0	6
Russolino	0	0	0	0	1/3	0/1	0	1
BRONCOS	35	13	21	1	25/30	28/35	2	323
OPPONENTS	47	22	21	4	41/44	39/42	1	446

2-PT. CONVERSIONS: BRONCOS 2-5, OPPONENTS 1-3

SACKS: Reed 8.0, Chubb 7.5, D. Jones 6.5, Attachu 5.0, Walker 4.5, S. Harris 2.5, Jewell 2.0, Williams 2.0, Parks 1.0, Purcell 1.0, Johnson 1.0, Chickillo 1.0, **BRONCOS: 42.0, OPPONENTS: 32.0**

FUM/LOST: Gordon 4/4, Lock 8/3, Cushenberry 2/1, Hamler 2/0, Jeady 2/0, Spencer 2/0, Hamilton 1/1, Martin 1/0, Rypien 1/0, **TOTAL: 23/9**

RECEIVING	No.	Yds.	Avg.	Long	TD
Fant	62	673	10.9	37	3
Jeady	52	856	16.5	92	3
Patrick	51	742	14.5	61	6
Gordon	32	158	4.9	20	1
Hamler	30	381	12.7	49	3
Hamilton	23	293	12.7	40	2
Vannett	14	95	6.8	19	1
Freeman	12	81	6.8	28	0
Okwuegbunam	11	121	11.0	27	1
Fumagalli	8	80	10.0	29	1
Lindsay	7	28	4.0	11	0
Cleveland	6	63	10.5	17	0
Sutton	3	66	22.0	45	0
Spencer	3	26	8.7	10	0
Butt	2	5	2.5	5	0
Bellamy	1	5	5.0	5	0
BRONCOS	317	3,673	11.6	92	21
OPPONENTS	374	4,089	10.9	84	21

INTERCEPTIONS	No.	Yds.	Avg.	Long	TD
Simmons	5	90	18.0	46	0
Callahan	2	0	0.0	0	0
Bassey	1	26	26.0	26	0
Jackson	1	13	13.0	13	0
Williams	1	1	1.0	1	0
BRONCOS	10	130	13.0	46	0
OPPONENTS	23	336	14.6	50	2

PUNTING	No.	Yds.	Avg.	Net	TB	In20	Long	B
Martin	65	3,040	46.8	41.4	4	19	69	1
BRONCOS	66	3,040	46.1	41.4	4	19	69	1
OPPONENTS	63	2,829	44.9	39.1	5	26	66	0

PUNT RETURNS	No.	FC	Yds.	Avg.	Long	TD
Spencer	16	14	253	15.8	83	1
Hamler	3	5	6	2.0	8	0
Callahan	1	6	8	8.0	8	0
BRONCOS	20	25	267	13.4	83	1
OPPONENTS	28	13	226	8.1	30	0

KICKOFF RETURNS	No.	Yds.	Avg.	Long	TD
Spencer	15	281	18.7	28	0
Cleveland	10	234	23.4	31	0
Hamler	2	42	21.0	24	0
BRONCOS	27	557	20.6	31	0
OPPONENTS	21	627	29.9	102	1

FIELD GOALS	1-19	20-29	30-39	40-49	50+
McManus	0/0	6/6	4/5	8/8	10/15
Russolino	0/0	0/0	0/0	0/0	0/1
BRONCOS	0/0	6/6	4/5	8/8	10/16
OPPONENTS	0/0	12/12	14/14	8/11	5/5

MCMANUS: (49G, 58N, 28G) (56G) (40G, 54G, 53G) (45G, 44G, 27G), (52G, 20G, 54G) (43G) (35G) (43G, 41G) (50G, 33G) (29G, 47G) (58G), (53G, 57N) (37N, 30G, 50G, 52G) (22G, 56N, 70B, 37G, 26G, 63B) **RUSSOLINO:** (51N)

OPPONENTS: (47N, 44B, 42N, 25G) (21G) (43G, 35G) (26G, 38G, 32G, 54G, 36G) (41G, 38G) (40G, 31G, 26G) (52G, 47G, 33G) (52G, 35G) (24G, 52G, 22G) (41G, 53G) (40G) (35G, 24G, 23G, 31G, 48G) (35G, 26G) (27G, 27G) (37G, 43G, 25G, 37G) (33G)

PASSING	Att.	Comp.	Yds.	Comp.%	Yds/Att.	TD	TD%	Int	Int%	Long	Sack/Lost	Rating
Lock	443	254	2,933	57.3	6.6	16	3.6	15	3.4	92	19/23	75.4
Driskel	64	35	432	54.7	6.8	3	4.7	2	3.1	45	11/98	78.4
Rypien	40	27	295	67.5	7.4	2	5.0	4	10.0	48	1/0	66.2
Hinton	9	1	13	11.1	1.4	0	0.0	2	22.2	13	1/1	0.0
BRONCOS	556	317	3,673	57.0	6.6	21	3.8	23	4.1	92	32/222	72.5
OPPONENTS	567	374	4,089	66.0	7.2	21	3.7	10	1.8	84	42/282	92.1

2020 DEFENSIVE STATS

(based on unofficial press box statistics)

	TT	UT	A	S-YDS	I-YDS	PD	FF	FR
1 Johnson	124	72	52	1-10	0-0	2	2	0
2 Jewell	111	66	45	2-16	0-0	4	0	0
3 Simmons	96	77	19	0-0	5-90	9	0	1
4 Jackson	90	67	23	0-0	1-13	4	0	2
5 Ojemudia	62	55	7	0-0	0-0	6	4	0
6 Reed	51	32	19	8-61.5	0-0	1	1	0
7 Callahan	42	36	6	0-0	2-0	5	0	1
8 Chubb	42	26	16	7.5-50	0-0	0	1	0
9 Jones	41	26	15	6.5-36	0-0	2	0	0
10 D. Williams	37	20	17	2-7	1-1	3	0	0
11 S. Harris	32	20	12	2.5-16	0-0	7	1	0
12 Attaochu	30	23	7	5-22	0-0	0	1	0
13 Bouye	23	21	2	0-0	0-0	6	0	0
14 Bassey	22	20	2	0-0	1-26	2	0	0
15 Bausby	19	19	0	0-0	0-0	5	0	0
16 Parks	18	16	2	1-16	0-0	0	0	0
17 Walker	18	9	9	4.5-28.5	0-0	0	1	0
18 Purcell	15	10	5	1-10	0-0	0	0	0
19 Casey	14	7	7	0-0	0-0	3	0	0
20 Chickillo	11	7	4	1-9	0-0	1	0	0
21 S. Williams	9	4	5	0-0	0-0	2	0	0
22 Motley	8	5	3	0-0	0-0	1	0	1
23 Agim	8	2	6	0-0	0-0	1	0	0
24 Dawson	5	0	5	0-0	0-0	0	0	0
25 D. Harris	3	3	0	0-0	0-0	0	0	0
26 Holder	3	2	1	0-0	0-0	0	0	0
27 Toliver II	3	2	1	0-0	0-0	0	0	0
28 Tuszka	2	1	1	0-0	0-0	0	0	0
29 Locke	1	1	0	0-0	0-0	0	0	0
30 Jones	1	0	1	0-0	0-0	0	0	0
TOTALS	941	649	292	42-282	10-130	64	11	5

2020 GAMES STARTED

OFFENSE		DEFENSE	
QB Lock, Drew	13	DE Harris, Shelby	11
QB Driskel, Jeff	1	DE Jones, DreMont	8
QB Rypien, Brett	1	DE Walker, DeMarcus	4
RB Gordon III, Melvin	10	DE Casey, Jurrell	3
RB Lindsay, Phillip (1 at QB)	8	NT Purcell, Mike	11
FB Cox, Jeremy	8	OLB Chubb, Bradley	6
WR Patrick, Tim	14	OLB Reed, Malik	13
WR Hamler, Jerry	4	OLB Attaochu, Jeremiah	5
WR Hamilton, DaeSean	2	ILB Jewell, Josey	16
WR Sutton, Courtland	1	ILB Johnson, Alexander	16
TE Fant, Noah	14	S Jackson, Kareem	16
TE Vannett, Nick	11	S Simmons, Justin	16
TE Butt, Jake	1	CB Ojemudia, Michael (1 at DE)	11
C Cushmanberry III, Lloyd	16	CB Callahan, Bryce	10
G Risner, Dalton	16	CB Bouye, A.J.	7
T Bolles, Garrett	16	CB Bassey, Essang (all at DE)	3
G Glasgow, Graham	13	CB Bausby, De Vante	3
T Dotson, Demar	8	CB Dawson, Duke (at DE)	1
T Wilkinson, Elijah	7	CB Harris, Davontae	1
T Anderson, Calvin	2	CB Motley, Parnell	1
G/C Schlottmann, Austin	2		
G Muti, Ntani	1		

2020 COACHES

Vic Fangio - Head Coach; **Ed Donatelli** - Defensive Coordinator; **Tom McMahon** - Special Teams Coordinator; **Pat Shurmur** - Offensive Coordinator; **Zach Azanski** - Wide Receivers; **Chris Beake** - Def. Quality Control; **Rob Calabrese** - Off. Quality Control; **Chris Gould** - Asst. Special Teams; **Wade Harman** - Tight Ends; **Reggie Herring** - Linebackers; **Mike Hiestand** - Asst. to Head Coach/Def. Coordinator; **Renaldo Hill** - Defensive Backs; **Korey Jones** - Asst. Strength and Conditioning; **Bill Kollar** - Defensive Line; **Chris Kuper** - Asst. Offensive Line; **Loren Landow** - Strength and Conditioning; **Anthony Lombardo** - Asst. Strength and Conditioning; **Curtis Modkins** - Running Backs; **Mike Munchak** - Offensive Line; **John Pagano** - Outside Linebackers; **Justin Rascati** - Off. Quality Control; **Mike Shula** - Quarterbacks; **Cedric Smith** - Asst. Strength and Conditioning; **Nathaniel Wittingham** - Def. Quality Control; **Emily Zaler** - Asst. Player Performance.

2020 LEADERS / RANKINGS

INDIVIDUAL	PLAYER	NO.	AFC RANK	NFL RANK	NFL LEADER	NO.
Points	McManus	108	T-8	T-18	Three Players (Ten.)	144
Rushing Yards	Gordon III	386	7	10	Henry (Ten.)	2,027
Passing Yards	Lock	2,933	10	21	Watson (Hou.)	4,823
Passer Rating	Driskel	78.4	39	72	Rodgers (G.B.)	121.5
Receiving Yards	Jewell	866	15	32	Diggs (Buf.)	1,535
Receptions	Fant	62	T-17	T-44	Diggs (Buf.)	127
Interceptions	Simmons	5	4	T-4	Howard (Mia.)	10
Sacks	Reed	8	T-7	T-21	T.J. Watt (Pit.)	15.0

OFFENSE	NO.	AFC RANK	NFL RANK	NFL LEADER	NO.
Points Per Game	20.2	13	28	Green Bay	31.8
Total Yards Per Game	335.6	11	23	Kansas City	415.8
Yards Per Play	5.2	12	T-24	Houston	6.4
Rushing Yards Per Game	119.9	6	13	Baltimore	191.9
Net Passing Yds. Per Game	215.7	12	26	Kansas City	303.4

DEFENSE	NO.	AFC RANK	NFL RANK	NFL LEADER	NO.
Points Per Game	27.9	12	25	L.A. Rams	18.5
Total Yards Per Game	367.9	T-9	T-20	L.A. Rams	28.9
Yards Per Play	5.6	8	20	L.A. Rams	4.6
Rushing Yards Per Game	130.0	12	25	Tampa Bay	80.6
Net Passing Yds. Per Game	237.9	7	T-16	L.A. Rams	190.7

2020 KEY AWARDS

Pro Bowl (2): OLB Bradley Chubb, S Justin Simmons

2020 NFL STANDINGS

AFC EAST

Team	W	L	T	Pct	PF	PA
y-Buffalo	13	3	0	.813	501	375
Miami	10	6	0	.625	404	338
New England	7	9	0	.438	326	353
N.Y. Jets	2	14	0	.125	243	457

AFC NORTH

Team	W	L	T	Pct	PF	PA
y-Pittsburgh	12	4	0	.750	416	312
x-Baltimore	11	5	0	.688	468	303
x-Cleveland	11	5	0	.688	408	419
Cincinnati	4	11	1	.281	311	424

AFC SOUTH

Team	W	L	T	Pct	PF	PA
y-Tennessee	11	5	0	.688	491	439
x-Indianapolis	11	5	0	.688	451	362
Houston	4	12	0	.250	384	464
Jacksonville	1	15	0	.063	306	492

AFC WEST

Team	W	L	T	Pct	PF	PA
yz*-Kansas City	14	2	0	.875	473	362
Las Vegas	8	8	0	.500	434	478
L.A. Chargers	7	9	0	.438	384	426
Denver	5	11	0	.313	323	446

NFC EAST

Team	W	L	T	Pct	PF	PA
y-Washington	7	9	0	.438	335	329
N.Y. Giants	6	10	0	.375	280	357
Dallas	6	10	0	.375	395	473
Philadelphia	4	10	1	.300	320	398

NFC NORTH

Team	W	L	T	Pct	PF	PA
yz*-Green Bay	13	3	0	.813	509	369
x-Chicago	8	8	0	.500	372	370
Minnesota	7	9	0	.438	430	475
Detroit	5	11	0	.313	377	519

NFC SOUTH

Team	W	L	T	Pct	PF	PA
y-New Orleans	12	4	0	.750	482	337
x-Tampa Bay	11	5	0	.688	492	355
Carolina	5	11	0	.313	330	412
Atlanta	4	12	0	.250	396	404

NFC WEST

Team	W	L	T	Pct	PF	PA
y-Seattle	12	4	0	.750	459	371
x-L.A. Rams	10	6	0	.625	372	296
Arizona	8	8	0	.500	410	376
San Francisco	6	10	0	.375	376	390

x - Playoffs; y - Division Title; z - First-round Bye; * - Home-field Advantage

WILD CARD PLAYOFF GAMES

1/9 - at Buffalo 27, Indianapolis 24
 1/9 - L.A. Rams 30, at Seattle 20
 1/9 - Tampa Bay 31, at Washington 23
 1/10 - Baltimore 20, at Tennessee 13
 1/10 - at New Orleans 21, Chicago 9
 1/10 - Cleveland 48, at Pittsburgh 37

DIVISIONAL PLAYOFF GAMES

1/16 - at Green Bay 32, L.A. Rams 18
 1/16 - at Buffalo 17, Baltimore 3
 1/17 - at Kansas City 22, Cleveland 17
 1/17 - Tampa Bay 30, at New Orleans 20

CONFERENCE CHAMPIONSHIPS

1/24 - Tampa Bay 31, at Green Bay 26
 1/24 - at Kansas City 38, Buffalo 24

SUPER BOWL LV (TAMPA BAY)

2/7 - Tampa Bay 31, Kansas City 9

Staff/Coaches: Pat Shurmur, Ed Donatelli, Tom McMahon, Pat Shurmur, Zach Azanski, Chris Beake, Rob Calabrese, Chris Gould, Wade Harman, Reggie Herring, Mike Hiestand, Renaldo Hill, Korey Jones, Bill Kollar, Chris Kuper, Loren Landow, Anthony Lombardo, Curtis Modkins, Mike Munchak, John Pagano, Mike Shula, Nathaniel Wittingham, Emily Zaler

2019 FINAL STATISTICS (7-9)

Head Coach: Vic Fangio AFC West: 2nd Home Stadium: Empower Field at Mile High

Date	W-L	Score	Opponent	Attendance	RUSHING	No.	Yds.	Avg.	Long	TD
Sep 9	L	16-24	at Oakland Raiders	52,359	Lindsay	224	1,011	4.5	40	7
Sep 15	L	14-16	Chicago Bears	76,885	Freeman	132	496	3.8	26	3
Sep 22	L	16-27	at Green Bay Packers	78,078	Lock	18	72	4.0	12	0
Sep 29	L	24-26	Jacksonville Jaguars	76,219	Allen	10	39	3.9	11	0
Oct 6	W	20-13	at Los Angeles Chargers	25,357	Flacco	12	20	1.7	9	0
Oct 13	W	16-0	Tennessee Titans	75,815	Sutton	3	17	5.7	9	0
Oct 17	L	6-30	Kansas City Chiefs	76,748	Booker	2	9	4.5	5	0
Oct 27	L	13-16	at Indianapolis Colts	61,653	Spencer	3	6	2.0	9	0
Nov 3	W	24-19	Cleveland Browns	76,743	Beck	1	3	3.0	3	0
Nov 17	L	23-27	at Minnesota Vikings	66,883	Janovich	1	1	1.0	1	1
Nov 24	L	3-20	at Buffalo Bills	67,338	Fant	3	-12	-4.0	-2	0
Dec 1	W	23-20	Los Angeles Chargers	74,638	BRONCOS	409	1,662	4.1	40	11
Dec 8	W	38-24	at Houston Texans	71,769	OPPONENTS	426	1,783	4.2	81	9
Dec 15	L	3-23	at Kansas City Chiefs	73,257	RECEIVING	No.	Yds.	Avg.	Long	TD
Dec 22	W	27-17	Detroit Lions	74,115	Sutton	72	1,112	15.4	70	6
Dec 29	W	16-15	Oakland Raiders	76,334	Freeman	43	256	6.0	19	1

TEAM STATISTICS	Den	Opp
TOTAL FIRST DOWNS	279	305
Rushing	77	96
Passing	162	175
Penalty	40	34
3RD DOWN: MADE/ATT	64/202	79/211
3rd Down Pct.	31.7%	37.4%
4TH DOWN: MADE/ATT	11/16	9/19
4th Down Pct.	68.8%	47.4%
POSSESSION AVG.	29:21	30:39
TOTAL NET YARDS	4,777	5,392
Avg. Per Game	298.6	337.0
Total Plays	954	1,003
AVG. PER PLAY	5.0	5.4
NET YARDS RUSHING	1,662	1,783
Avg. Per Game	103.9	111.4
Total Rushes	409	426
NET YARDS PASSING	3,115	3,609
Avg. Per Game	194.7	225.6
Sacked/Yards Lost	41/286	40/213
Gross Yards	3,401	3,822
Att./Completions	504/312	537/348
Completion Pct.	61.9%	64.8%
Had Intercepted	10	10
PUNTS/AVERAGE	78/44.4	71/46.5
NET PUNTING AVG.	78/39.4	71/41.9
PENALTIES/YARDS	110/912	121/1,104
FUMBLES/BALL LOST	21/6	16/7
TOUCHDOWNS	28	31
Rushing	11	9
Passing	16	19
Returns	1	3

SCORE BY PERIODS	1	2	3	4	OT	PTS
BRONCOS	78	95	52	57	0	282
OPPONENTS	39	86	87	104	0	316

SCORING	TD	Ru	Pa	Ret	PAT	FG	2pt	PTS
McManus	0	0	0	0	25/26	29/34	0	112
Lindsay	7	7	0	0	0/0	0/0	0	42
Sutton	6	0	6	0	0/0	0/0	0	36
Freeman	4	3	1	0	0/0	0/0	0	24
Fant	3	0	3	0	0/0	0/0	0	18
Sanders	2	0	2	0	0/0	0/0	1	14
Beck	1	0	1	0	0/0	0/0	0	6
Fumagalli	1	0	1	0	0/0	0/0	0	6
Hamilton	1	0	1	0	0/0	0/0	0	6
Heurman	1	0	1	0	0/0	0/0	0	6
Jackson	1	0	0	1	0/0	0/0	0	6
Janovich	1	1	0	0	0/0	0/0	0	6
BRONCOS	28	11	16	3	25/26	29/34	1	282
OPPONENTS	31	9	19	3	26/27	34/39	1	316

2-PT. CONVERSIONS: BRONCOS 1-2, OPPONENTS 1-4

SACKS: Miller 8.0, Wolfe 7.0, S. Harris 6.0, Walker 4.0, Attaochu 3.5, D. Jones 3.5, Reed 2.0, Jewell 1.5, Johnson 1.5, Chubb 1.0, Hollins 1.0, Parks 1.0, **BRONCOS: 40.0, OPPONENTS: 41.0**

FUM/LOST: Flacco 8/3, Spencer 3/1, Lock 3/1, Sutton 2/0, Wadman 1/0, Brown 1/0, Fant 1/1, McGovern 1/0, Simmons 1/0.

BRONCOS	OPPONENTS
409	426
1,662	1,783
4.1	4.2
40	81
11	9

BRONCOS	OPPONENTS
312	348
3,401	3,822
10.9	11.0
757	75
16	19

BRONCOS	OPPONENTS
78	71
3,464	3,303
44.4	46.5
39.4	41.9
4	6
29	35
64	75
0	0

BRONCOS	OPPONENTS
27	32
29	21
208	314
7.7	9.8
42	68
0	2

BRONCOS	OPPONENTS
21	17
534	456
25.4	26.8
60	72
0	0

FIELD GOALS 1-19 20-29 30-39 40-49 50+

McManus 0/0 6/6 9/9 10/12 4/7

BRONCOS 0/0 6/6 9/9 10/12 4/7

OPPONENTS 0/0 10/10 11/12 8/11 5/6

MCMANUS: (64N, 26G, 26G, 39G) (43G, 32G) (30G) (33G) (40G, 54N, 46G) (31G, 53G, 48G) (45N) (21G, 29G) (43G) (47G, 29G, 41G, 43N) (45G) (31G, 52G, 53G) (36G) (32G) (34G, 26G) (43G, 49G, 51G, 57N)

OPPONENTS: (29G) (40G, 52G, 53G) (42G, 41G, 45N) (25G, 40G, 34G, (33G) (48B, 45G, 32G)) (33G, 20G, 39G) (45N, 55G, 45G, 51G) (39G, 30G, 27G, 30G)) (39G, 23G) (30G, 55N, 46G) (54G) (23G, 24G, 44G) (26G) (39N, 23G, 33G, 28G)

PASSING	Att.	Comp.	Yds.	Comp.%	Yds/Att.	TD	TD%	Int	Int%	Long	Sack/Lost	Rating
Flacco	262	171	1,822	65.3	7.0	6	2.3	5	1.9	70	25/194	85.1
Lock	156	100	1,020	64.1	6.6	7	4.5	3	1.9	48	5/26	89.7
Allen	84	39	515	46.4	6.1	3	3.6	2	2.4	75	9/59	68.3
Sutton	1	1	38	100.0	38.0	0	0.0	0	0.0	38	0/0	118.8
Beck	1	1	6	100.0	6.0	0	0.0	0	0.0	6	0/0	91.7
Wadman	0	0	0	—	—	0	—	0	—	—	1/7	—
BRONCOS	504	312	3,401	61.9	6.8	16	3.2	10	2.0	757	41/286	84.1
OPPONENTS	537	346	3,822	64.8	7.1	19	3.5	10	1.9	75	40/213	89.8

2018 FINAL STATISTICS (6-10)

Head Coach: Vance Joseph AFC West: 3rd Home Stadium: Broncos Stadium at Mile High

Date	W-L	Score	Opponent	Attendance
Sep 9	W	27-24	Seattle Seahawks	76,761
Sep 16	W	20-19	Oakland Raiders	76,696
Sep 23	L	14-27	at Baltimore Ravens	70,156
Oct 1	L	23-27	Kansas City Chiefs	76,656
Oct 7	L	16-34	at New York Jets	77,982
Oct 14	L	20-23	Los Angeles Rams	76,109
Oct 18	W	45-10	at Arizona Cardinals	62,359
Oct 28	L	23-30	at Kansas City Chiefs	77,103
Nov 4	L	17-19	Houston Texans	76,270
Nov 18	W	23-22	at Los Angeles Chargers	25,462
Nov 25	W	24-17	Pittsburgh Steelers	76,536
Dec 2	W	24-10	at Cincinnati Bengals	44,392
Dec 9	L	14-20	at San Francisco 49ers	69,449
Dec 15	L	16-17	Cleveland Browns	76,596
Dec 24	L	14-27	at Oakland Raiders	53,850
Dec 30	L	9-23	Los Angeles Chargers	75,947

TEAM STATISTICS		Den	Opp
TOTAL FIRST DOWNS			
Rushing		107	85
Passing		181	197
Penalty		32	36
3RD DOWN: MADE/ATT			
3rd Down Pct.		69/207	82/211
4TH DOWN: MADE/ATT			
4th Down Pct.		15/25	6/11
POSSESSION AVG.			
TOTAL NET YARDS		28:58	31:02
Avg. Per Game		5,602	5,842
Total Plays		350.1	365.1
AVG. PER PLAY			
NET YARDS RUSHING		5.5	5.7
Avg. Per Game		1,907	1,913
Total Rushes		119.2	119.6
NET YARDS PASSING			
Avg. Per Game		393	429
Sacked/Yards Lost		3,695	3,929
Gross Yards		230.9	245.6
Att./Completions		34/235	44/311
Completion Pct.		3,930	4,240
Had Intercepted		588/367	549/353
PUNTS/AVERAGE		62.4%	64.3%
NET PUNTING AVG.		15	17
PENALTIES/YARDS		85/44.5	79/45.8
FUMBLES/BALL LOST		85/38.3	79/41.6
TOUCHDOWNS		125/985	123/1,006
Rushing		18/6	23/11
Passing		18	39
Returns		19	11
		26	2

SCORE BY PERIODS	1	2	3	4	OT	PTS
BRONCOS	75	78	86	90	0	329
OPPONENTS	65	136	82	66	0	349

SCORING	TD	Ru	Pa	Ret	PAT	FG	2pt	PTS
McManus	0	0	0	0	35/35	20/25	0	95
Lindsay	10	9	1	0	0/0	0/0	0	60
Freeman	5	5	0	0	0/0	0/0	0	30
Sanders	5	1	4	0	0/0	0/0	0	30
Sutton	4	0	4	0	0/0	0/0	0	24
Thomas	3	0	3	0	0/0	0/0	0	18
Heurman	2	0	2	0	0/0	0/0	0	12
Hamilton	2	0	2	0	0/0	0/0	0	12
Keenum	2	2	0	0	0/0	0/0	0	12
Janovich	1	0	1	0	0/0	0/0	0	6
Booker	1	1	0	0	0/0	0/0	0	6
Patrick	1	0	1	0	0/0	0/0	0	6
Harris	1	0	0	1	0/0	0/0	0	6
Davis	1	0	0	1	0/0	0/0	0	6
LaCosse	1	0	1	0	0/0	0/0	0	6
BRONCOS	39	18	19	2	35/35	20/25	0	329
OPPONENTS	39	11	26	2	35/39	26/31	0	349

2-PT. CONVERSIONS: BRONCOS 0-4, OPPONENTS 0-0

SACKS: Miller 14.5, Chubb 12.0, Barrett 3.0, Gotsis 3.0, Wolfe 1.5, S. Harris 1.5, Kerr 1.5, C. Harris Jr. 1.0, Ray 1.0, Dy. Thomas 1.0, Walker 1.0, Stewart 1.0, TEAM 1.0, Peko Sr. 0.5, Davis 0.5, **BRONCOS: 44.0, OPPONENTS: 34.0**

FUM/LOST: Keenum 11/2, Patrick 2/1, Booker 1/1, Cracraft 1/1, Freeman 1/1, Langley 1/0, Sanders 1/0.

PASSING	Att.	Comp.	Yds.	Comp.%	Yds/Att.
Keenum	586	365	3,890	62.3	6.6
Sanders	1	1	28	100.0	28.0
Wadman	1	1	12	100.0	12.0
BRONCOS	588	367	3,930	62.4	6.6
OPPONENTS	549	353	4,240	64.3	7.7

RUSHING	No.	Yds.	Avg.	Long	TD
Lindsay	192	1,037	5.4	65T	9
Freeman	130	521	4.0	24	5
Booker	34	183	5.4	26	1
Keenum	26	93	3.6	17	2
Sanders	4	53	13.3	35T	1
Patrick	3	17	5.7	13	0
Janovich	2	5	2.5	3	0
Kelly	1	-1	-1.0	-1	0
Sutton	1	-1	-1.0	-1	0
BRONCOS	393	1,907	4.9	65T	18
OPPONENTS	429	1,913	4.5	77T	11

RECEIVING	No.	Yds.	Avg.	Long	TD
Sanders	71	868	12.2	64T	4
Sutton	42	704	16.8	42	4
Booker	38	275	7.2	30	0
De. Thomas	36	402	11.2	45	3
Lindsay	35	241	6.9	29T	1
Heurman	31	281	9.1	36	2
Hamilton	30	243	8.1	24	2
LaCosse	24	250	10.4	44	1
Patrick	23	315	13.7	26	1
Freeman	14	72	5.1	9	0
Janovich	8	112	14.0	32	1
Butt	8	85	10.6	22	0
Parker	5	33	6.6	11	0
Cracraft	1	44	44.0	44	0
Holmes	1	5	5.0	5	0
BRONCOS	367	3,930	10.7	64T	19
OPPONENTS	353	4,240	12.0	97T	26

INTERCEPTIONS	No.	Yds.	Avg.	Long	TD
Harris Jr.	3	68	22.7	53T	1
Simmons	3	8	2.7	8	0
Stewart	2	3	1.5	3	0
Miller	1	42	42.0	42	0
Davis	1	20	20.0	20T	1
Parks	1	11	11.0	11	0
Yardum	1	4	4.0	4	0
Wolfe	1	2	2.0	2	0
S. Harris	1	0	0.0	0	0
Roby	1	0	0.0	0	0
A. Jones	1	0	0.0	0	0
Dy. Thomas	1	0	0.0	0	0
BRONCOS	17	158	9.3	53T	2
OPPONENTS	15	258	17.2	104	0

PUNTING	No.	Yds.	Avg.	Net	TB	In20	Long	B
Wadman	65	2,905	44.7	37.9	7	22	65	0
King	20	881	44.1	39.7	1	7	66	0
BRONCOS	85	3,786	44.5	38.3	8	29	66	0
OPPONENTS	73	3,346	45.8	41.6	9	31	69	1

PUNT RETURNS	No.	FC	Yds.	Avg.	Long	TD
Cracraft	12	11	40	3.3	20	0
A. Jones	10	1	25	2.5	10	0
Hamilton	3	5	31	10.3	13	0
Lindsay	3	0	23	7.7	15	0
McKenzie	2	0	13	6.5	11	0
BRONCOS	30	17	132	4.4	20	0
OPPONENTS	35	20	368	10.5	99T	1

KICKOFF RETURNS	No.	Yds.	Avg.	Long	TD
Booker	10	234	23.4	35	0
Lindsay	7	163	23.3	32	0
A. Jones	4	85	21.3	25	0
Langley	4	61	15.3	18	0
Cracraft	3	43	14.3	23	0
LaCosse	1	10	10.0	10	0
Janovich	1	8	8.0	8	0
BRONCOS	30	604	20.1	35	0
OPPONENTS	28	581	20.8	37	0

FIELD GOALS	1-19	20-29	30-39	40-49	50+
McManus	0/0	5/5	6/6	7/7	2/7
BRONCOS	0/0	5/5	6/6	7/7	2/7
OPPONENTS	0/0	6/6	7/8	11/15	2/2

MCMANUS: (51G,53G)(39G,36G)(1)(42G,34G,46G)(30G)(28G,24G)(41G)(55N,36G)(44G,62N,51N)(34G)(41G)(50N,29G)(1)(44G,42G,29G)(58N)(28G)

OPPONENTS: (35G,46N)(26G,46G)(52G,43B,52G)(33G,21G)(30N,49G,30G)(26G,39G,47N,21G)(43G)(24G)(46G,37G)(46G,45G,30G)(48B,41G)(35G)(40G,29G)(40G)

TD	TD%	Int	Int%	Long	Sack/Lost	Rating
18	3.1	15	2.6	64T	34/ 235	81.2
1	0.0	0	0.0	28.0	0/0	158.3
0	0.0	0	0.0	12	0/0	116.7
19	3.2	15	2.6	64T	34/ 235	82.1
17	4.7	17	3.1	97T	44/ 311	90.7

2018 DEFENSIVE STATS

(based on unofficial press box statistics)

	TT	UT	A	S-YDS	I-YDS	PD	FF	FR
1 Davis	114	80	34	0-0	1-20	7	0	0
2 Simmons	97	71	26	0-0	3-8	4	0	0
3 Stewart	60	46	14	1-4.5	2-3	3	0	1
Chubb	60	41	19	12-83	0-0	1	2	1
5 Jewell	51	33	18	0-0	0-0	3	0	0
6 Roby	50	45	5	0-0	1-0	12	2	0
7 C. Harris	49	40	9	1-9	3-68	10	0	0
8 Miller	48	29	19	14.5-88	1-42	3	4	1
9 Wolfe	43	31	12	1.5-13.5	1-2	6	0	1
10 Marshall	42	22	20	0-0	0-0	1	0	0
11 S. Harris	39	23	16	1.5-12.5	1-0	4	0	0
Parks	39	23	16	0-0	1-11	4	1	0
13 Gotsis	38	25	13	3-17	0-0	6	2	1
14 Kerr	33	15	18	1.5-7	0-0	1	0	0
15 Peko	31	20	11	0.5-4.5	0-0	2	0	0
16 Barrett	28	20	8	3-38	0-0	1	0	0
17 Brock	23	19	4	0-0	0-0	6	0	0
18 Yladiom	17	14	3	0-0	1-4	3	0	0
19 Cravens	16	11	5	0-0	0-0	0	0	0
20 Ray	10	6	4	1-6	0-0	1	1	0
21 A. Jones	9	9	0	0-0	1-0	3	0	0
22 Dy, Thomas	6	4	2	1-6	1-0	1	0	0
23 Holland	6	1	5	0-0	0-0	0	0	0
24 J. Jones	4	4	0	0-0	0-0	0	0	0
Walker	4	2	2	1-6	0-0	0	0	1
26 Bierria	2	1	1	0-0	0-0	0	0	0
27 Ja. Taylor	1	1	0	0-0	0-0	0	1	0
S. Thomas	1	0	1	0-0	0-0	0	0	0
TOTALS	814	586	228	44-311	17-158	82	13	8

2018 GAMES STARTED

OFFENSE		DEFENSE	
QB Keenum, Case	16	DE Wolfe, Derek	16
RB Lindsay, Phillip	8	DE Gotsis, Adam	12
RB Freeman, Royce	8	NT Peko Sr., Donata	16
FB Janovich, Andy	7	WLB Miller, Von	16
WR Sanders, Emmanuel	12	SLB Chubb, Bradley	16
WR Sutton, Courtland	8	ILB Davis, Todd	16
WR Thomas, Demaryius	5	ILB Jewell, Jesse	9
WR Hamilton, DaeSean	5	ILB Marshall, Brandon	7
WR Patrick, Tim	4	CB Roby, Bradley	15
TE Heuerman, Jeff	10	CB Harris Jr., Chris	12
TE LaCosse, Matt	5	CB Brock, Tramine	5
TE Butt, Jake	3	CB Yladiom, Isaac	1
TE Parker, Brian	1	CB Jones, Adam	1
T Bolles, Garett	16	S Simmons, Justin	16
T Veldheer, Jared	12	S Stewart, Darian	14
T Wilkinson, Elijah	9	S Parks, Will	3
C Paradis, Matt	7		
G/C McGovern, Connor	15		
G Turner, Billy	11		
G Garcia, Max	4		
G Leary, Ron	6		

2018 COACHES

Vance Joseph - Head Coach; **Tom McMahon** - Special Teams Coordinator; **Bill Musgrave** - Offensive Coordinator; **Joe Woods** - Defensive Coordinator; **Zach Azzani** - Wide Receivers; **Chris Beake** - Assistant Defensive Line; **Geep Christy** - Tight Ends; **Charles Gordon** - Defensive Quality Control; **Chris Gould** - Assistant Special Teams; **Reggie Herring** - Linebackers; **Tyler Hill** - Assistant Strength and Conditioning; **Billy Kollar** - Defensive Line; **Chris Krugrope** - Offensive Quality Control; **Kim Kubiak** - Offensive Assistant/QB; **Sean Kugler** - Offensive Line - Guards/Centers; **Boren Landow** - Strength and Conditioning; **Anthony Lomando** - Assistant Strength and Conditioning; **Curtis Modkins** - Running Backs; **Marcus Robertson** - Defensive Backs; **Cedric Smith** - Assistant Strength and Conditioning; **Chris Strausser** - Offensive Line - Tackles; **Mike Sullivan** - Quarterbacks; **Greg Williams** - Defensive Backs.

2018 LEADERS / RANKINGS

INDIVIDUAL	PLAYER	NO.	AFC RANK	NFL RANK	NFL LEADER	NO.
Points	McManus	95	9	22	Fairbairn (HOU)	150
Rushing Yards	Lindsay	1,037	3	9	Elliott (DAL)	1,434
Passing Yards	Keenum	3,890	8	14	Roethlisberger (PIT)	5,129
Passer Rating	Keenum	81.2	13	29	Brees (NO.)	115.7
Receiving Yards	Sanders	868	12	26	Jones (ATL)	1,677
Receptions	Sanders	71	12	T-28	Thomas (N.O.)	125
Interceptions	Two Players	3	T-9	T-18	Three Players	7
Sacks	Miller	14.5	3	T-4	Donals (LAR)	20.0

AFC	NFL	AFC	NFL	AFC	NFL	AFC	NFL
RANK	RANK	RANK	RANK	RANK	RANK	RANK	RANK
OFFENSE	NO.	20.6	11th	24th	Kansas City	35.3	
Points Per Game	20.6	9th	19th	Kansas City	425.6		
Total Yards Per Game	350.1	8th	18th	Kansas City	6.8		
Yards Per Play	5.52	6th	12th	Seattle	160.0		
Rushing Yards Per Game	119.2	9th	19th	Tampa Bay	320.3		
Net Passing Yds. Per Game	230.9						

DEFENSE	NO.	AFC RANK	NFL RANK	NFL LEADER	NO.
Points Per Game	21.8	9th	13th	Chicago	17.7
Total Yards Per Game	365.1	10th	22nd	Baltimore	292.9
Yards Per Play	5.7	10th	19th	Chicago	4.8
Rushing Yards Per Game	119.6	10th	21st	Chicago	80.0
Net Passing Yds. Per Game	245.6	9th	20th	Buffalo	179.2

2018 KEY AWARDS

Pro Bowl (2): CB Chris Harris Jr, LS Casey Kreiter, RB Phillip Lindsay, OLB Von Miller. **AP All-Pro (1):** OLB Von Miller (second team).

2018 NFL STANDINGS

AFC EAST	W	L	T	Pct	PF	PA
Team						
yz-New England	11	5	0	0.688	436	325
Miami	7	9	0	0.438	319	433
Buffalo	6	10	0	0.375	269	374
N.Y. Jets	4	12	0	0.25	333	441

AFC NORTH	W	L	T	Pct	PF	PA
Team						
y-Baltimore	10	6	0	0.625	389	287
Pittsburgh	9	6	1	0.594	428	360
Cleveland	7	8	1	0.469	359	392
Cincinnati	6	10	0	0.375	368	455

AFC SOUTH	W	L	T	Pct	PF	PA
Team						
y-Houston	11	5	0	0.688	402	316
x-Indianapolis	10	6	0	0.325	433	344
Tennessee	9	7	0	0.563	310	303
Jacksonville	5	11	0	0.313	245	316

AFC WEST	W	L	T	Pct	PF	PA
Team						
yz-Kansas City	12	4	0	0.75	565	421
x-L.A. Chargers	12	4	0	0.75	428	329
Denver	6	10	0	0.375	329	449
Oakland	4	12	0	0.25	290	467

NFC EAST	W	L	T	Pct	PF	PA
Team						
y-Dallas	10	6	0	0.625	339	324
x-Philadelphia	9	7	0	0.563	367	348
Washington	7	9	0	0.438	281	359
N.Y. Giants	5	11	0	0.313	369	412

NFC NORTH	W	L	T	Pct	PF	PA
Team						
y-Chicago	12	4	0	0.75	421	283
Minnesota	8	7	1	0.531	360	341
Green Bay	6	9	1	0.406	376	400
Detroit	6	10	0	0.375	324	360

NFC SOUTH	W	L	T	Pct	PF	PA
Team						
yz-New Orleans	13	3	0	0.813	504	353
Atlanta	7	9	0	0.438	414	423
Carolina	7	9	0	0.438	376	382
Tampa Bay	5	11	0	0.313	396	464

NFC WEST	W	L	T	Pct	PF	PA
Team						
yz-Los Angeles Rams	13	3	0	0.813	527	384
x-Seattle	10	6	0	0.625	428	347
San Francisco	4	12	0	0.25	342	435
Arizona	3	13	0	0.188	225	425

x - Playoffs; y - Division Title; z - First-round Bye; ~ - Home-field Advantage

WILD CARD PLAYOFF GAMES

- 1/5 - Indianapolis 21, at Houston 7
- 1/5 - at Dallas 24, Seattle 22
- 1/6 - L.A. Chargers 23, at Baltimore 17
- 1/6 - Philadelphia 16, at Chicago 15

DIVISIONAL PLAYOFF GAMES

- 1/12 - at Kansas City 31, Indianapolis 13
- 1/12 - at L.A. Rams 30, Dallas 22
- 1/13 - at New England 41, L.A. Chargers 28
- 1/13 - at New Orleans 20, Philadelphia 14

CONFERENCE CHAMPIONSHIPS

- 1/20 - L.A. Rams 26, at New Orleans 23
- 1/20 - New England 37, at Kansas City 31

SUPER BOWL LIII (ATLANTA)

- 2/3 - New England 13, L.A. Rams 3

2017 FINAL STATISTICS (5-11)

Head Coach: Vance Joseph AFC West: 4th Home Stadium: Sports Authority Field at Mile High

Date	W-L	Score	Opponent	Attendance	RUSHING	No.	Yds.	Avg.	Long	TD
Sep 11	W	24-21	Los Angeles Chargers	76,324	C. Anderson	245	1,007	4.1	40	3
Sep 17	W	42-17	Dallas Cowboys	76,919	Booker	79	299	3.8	26	1
Sep 24	L	26-16	at Buffalo Bills	68,865	Charles	69	296	4.3	19	1
Oct 1	W	16-10	Oakland Raiders	76,909	Siemian	31	127	4.1	15	1
Oct 15	L	10-23	New York Giants	76,721	Oswelmer	14	64	4.6	18	1
Oct 22	L	0-21	at Los Angeles Chargers	25,388	Lynch	5	30	6.0	11	0
Oct 30	L	19-29	at Kansas City Chiefs	76,573	D. Henderson	7	13	1.9	5	0
Nov 5	L	23-51	at Philadelphia Eagles	69,596	Janovich	6	12	2.0	4	1
Nov 12	L	16-41	New England Patriots	76,820	McKenzie	1	4	4.0	4	0
Nov 19	L	17-20	Cincinnati Bengals	75,707	BRONCOS	457	1,852	4.1	40	8
Nov 26	L	14-21	Oakland Raiders	54,994	OPPONENTS	428	1,430	3.3	47	9
Dec 3	L	9-35	at Miami Dolphins	65,092						
Dec 10	W	23-0	New York Jets	75,518	RECEIVING	No.	Yds.	Avg.	Long	TD
Dec 14	W	25-13	at Indianapolis Colts	63,411	Thomas	83	949	11.4	40	5
Dec 24	L	11-27	at Washington Redskins	72,889	Sanders	47	555	11.8	38	2
Dec 31	L	24-27	Kansas City Chiefs	75,928	Booker	30	275	9.2	29	0

TEAM STATISTICS		Den	Opp
TOTAL FIRST DOWNS		297	266
Rushing		92	68
Passing		180	166
Penalty		25	32
3RD DOWN: MADE/ATT		94/241	66/209
3rd Down Pct.		39.0%	31.6%
4TH DOWN: MADE/ATT		7/20	7/21
4th Down Pct.		35.0%	33.3%
POSSESSION AVG.		31:28	28:32
TOTAL NET YARDS		5,185	4,640
Avg. Per Game		324.1	290.0
Total Plays		1,075	952
AVG. PER PLAY		4.8	4.9
NET YARDS RUSHING		1,852	1,430
Avg. Per Game		115.8	89.4
Total Rushes		457	428
NET YARDS PASSING		3,333	3,210
Avg. Per Game		208.3	200.6
Sacked/Yards Lost		52/335	33/175
Gross Yards		3,668	3,385
Att./Completions		566/332	491/294
Completion Pct.		58.7%	59.9%
Had Intercepted		22	10
PUNTS/AVERAGE		76/44.2	88/46.4
NET PUNTING AVG.		76/40.0	88/41.2
PENALTIES/YARDS		113/885	89/821
FUMBLES/BALL LOST		26/12	13/7
TOUCHDOWNS		31	44
Rushing		8	9
Passing		19	29
Returns		4	6

SCORE BY PERIODS		1	2	3	4	OT	PTS
BRONCOS		59	66	81	83	0	289
OPPONENTS		77	143	66	96	0	382

SCORING		TD	Ru	Pa	Ret	PAT	FG	2pt	PTS
McManus	0	0	0	0	27/27	24/32	0	99	
Thomas	5	0	5	0	0/0	0/0	0	30	
C. Anderson	4	3	1	0	0/0	0/0	1	26	
Fowler III	3	0	3	0	0/0	0/0	0	18	
Latimer	2	0	2	0	0/0	0/0	1	14	
Derby	2	0	0	0	0/0	0/0	0	12	
Heuerman	2	0	0	0	0/0	0/0	0	12	
Booker	2	0	0	0	0/0	0/0	0	12	
Z. Anderson	1	0	0	1	0/0	0/0	0	6	
Booker	1	1	0	0	0/0	0/0	0	6	
Charles	1	1	0	0	0/0	0/0	0	6	
Green	1	0	1	0	0/0	0/0	0	6	
D. Henderson	1	0	1	0	0/0	0/0	0	6	
Janovich	1	1	0	0	0/0	0/0	0	6	
Marshall	1	0	0	1	0/0	0/0	0	6	
Oswelmer	1	1	0	0	0/0	0/0	0	6	
Siemian	1	1	0	0	0/0	0/0	0	6	
Simmons	1	0	0	1	0/0	0/0	0	6	
Talib	1	0	0	1	0/0	0/0	0	6	
BRONCOS	31	8	19	4	27/27	24/32	2	289	
OPPONENTS	44	9	29	6	42/44	24/27	0	382	

2-PT. CONVERSIONS: BRONCOS 2-4, OPPONENTS 0-0

SACKS: Miller 10.0, S. Harris 5.5, Barrett 4.0, Marshall 3.0, Gotsis 2.0, Wolfe 2.0, Davis 1.0, D. Peko 1.0, Ray 1.0, Roy 1.0, Simmons 1.0, Walker 1.0, Kerr 0.5. **BRONCOS: 33.0, OPPONENTS: 52.0**

FUM/LOST: McKenzie 6/2, Siemian 5/2, Booker 2/1, Charles 2/2, Lynch 2/1, Oswelmer 1/0, C. Anderson 1/1, Derby 1/1, Fowler 1/0, Latimer 1/0, Paradis 1/0, Taylor 1/0, Thomas 1/1.

PASSING	Att.	Comp.	Yds.	Comp. %	Yds/Att.	TD	TD%	Int	Int%	Long	Sack/Lost	Rating
Siemian	349	206	2,285	59.0%	6.6	12	3.4%	14	4.0%	44	33/220	73.3
Oswelmer	172	96	1,088	55.8%	6.3	5	2.9%	5	2.9%	54t	10/64	72.5
Lynch	45	30	295	66.7%	6.6	2	4.4%	3	6.7%	30	9/51	72.0
TOTAL	566	332	3,668	58.7%	6.5	19	3.4%	22	3.9%	54t	52/335	73.0
OPPONENT	491	294	3,385	59.9%	6.9	29	5.9%	10	2.0%	64t	33/175	91.9

RECEIVING		No.	Yds.	Avg.	Long	TD
Thomas	83	949	11.4	40	5	
Sanders	47	555	11.8	38	2	
Booker	30	275	9.2	29	0	
Fowler III	29	350	12.1	29	3	
C. Anderson	28	224	8.0	25	1	
Charles	23	129	5.6	20	0	
Latimer	19	287	15.1	32	2	
Derby	19	224	11.8	29	2	
Green	14	191	13.6	44	1	
Taylor	13	142	10.9	30	0	
Heuerman	9	142	15.8	54t	2	
Traylor	8	100	12.5	34	0	
Janovich	4	35	8.8	16	0	
McKenzie	4	29	7.3	14	0	
D. Henderson	2	36	18.0	29t	1	
TOTAL	332	3,668	11.0	54t	19	
OPPONENT	294	3,385	11.5	64t	29	

INTERCEPTIONS		No.	Yds.	Avg.	Long	TD
Stewart	3	33	11.0	24	0	
Simmons	2	65	32.5	65t	1	
C. Harris Jr.	2	36	18.0	23	0	
Talib	1	103	103.0	103t	1	
Roby	1	0	0.0	0	0	
Parks	1	0	0.0	0	0	
BRONCOS	10	237	23.7	103t	2	
OPPONENT	22	443	20.1	101	2	

PUNTING		No.	Yds.	Avg.	Net	TB	In20	Long	B
Dixon	73	3,331	45.6	40.2	3	23	60	2	
McManus	1	26	26.0	26.0	0	1	26	0	
TOTAL	76	3,357	44.2	40.0	3	24	60	2	
OPPONENT	88	4,080	46.4	41.2	5	32	77	1	

PUNT RETURNS		No.	FC	Yds.	Avg.	Long	TD
McKenzie	21	7	183	8.7	44	0	
Taylor	11	14	103	9.4	24	0	
Sharp	5	1	55	11.0	16	0	
Sanders	2	0	-2	-1.0	3	0	
Fowler III	1	0	6	6.0	6	0	
Langley	1	0	6	6.0	6	0	
BRONCOS	41	22	351	8.6	44	0	
OPPONENT	30	23	258	8.6	65t	1	

KICKOFF RETURNS		No.	Yds.	Avg.	Long	TD
Booker	14	276	19.7	28	0	
Latimer	8	190	23.8	36	0	
Langley	6	183	30.5	61	0	
McKenzie	3	50	16.7	21	0	
D. Henderson	2	59	29.5	32	0	
Janovich	1	10	10.0	10	0	
BRONCOS	34	768	22.6	61	0	
OPPONENT	22	497	22.6	103t	1	

FIELD GOALS		1-9	20-29	30-39	40-49	50+
McManus	0/0	6/8	11/12	4/6	3/6	
BRONCOS	0/0	6/8	11/12	4/6	3/6	
OPPONENTS	0/0	8/8	5/6	6/8	5/5	

MCMANUS: (20G,50N)(49N)(38G,35G,28G)(28G,36G,46G,29N)(35N,28G,53B)()(27G,34G)(52G,53G,24G)(39G,33G,36G)(61B,45G)()(31G)(31G,29N,53G,40G)(40N,40G)(31G)(36G)

OPPONENTS: (44B)(56G)(49G,55G,53G,27G)(38G)(25G,51G,49B,40G)()(25G,32G,43G,51G,42G)(45G)(25G,28G)()(35N)(37G)()(45G,39G)(26G,29G)(20G,30G)

2017 DEFENSIVE STATS

(based on unofficial press box statistics)

	TT	UT	A	S-YDS	I-YDS	PD	FF	FR
1 Marshall	106	75	31	3-10	0-0	4	1	1
2 Davis	82	48	34	1-2	0-0	0	0	0
3 Stewart	63	52	11	0-0	3-33	5	0	0
Simmons	63	46	17	1-6	2-65	5	0	0
5 Miller	57	57	6	10-64.5	0-0	3	2	1
6 Parks	47	32	15	0-0	1-0	4	0	0
7 Roby	42	35	7	1-0	1-0	1	1	0
8 Gotsis	41	28	13	2-4	0-0	4	0	1
9 C. Harris Jr.	40	32	8	0-0	2-36	7	1	0
10 D. Peko Sr.	38	24	14	1-5	0-0	0	0	1
11 Barrett	36	30	6	4-19	0-0	0	2	1
12 S. Harris	34	22	12	5.5-33	0-0	3	0	0
13 Talib	31	23	8	0-0	1-03	7	1	0
Wolt	31	18	13	2-13	0-0	0	0	0
15 Z. Anderson	20	15	5	0-0	0-0	0	0	1
16 Kerr	19	10	9	0.5-3.5	0-0	1	0	0
17 Ray	16	10	6	1-8	0-0	0	0	0
18 Carter	8	6	2	0-0	0-0	1	0	0
19 Walker	7	7	0	1-7	0-0	0	0	0
Dy, Thomas	7	3	4	0-0	0-0	0	0	0
21 Kyle Peko	6	4	2	0-0	0-0	0	0	0
Mount	6	5	1	0-0	0-0	0	0	0
23 Rios	4	4	0	0-0	0-0	1	0	0
Nelson	4	2	2	0-0	0-0	0	0	0
25 Langley	2	2	0	0-0	0-0	0	0	0
26 Taylor	1	1	0	0-0	0-0	0	0	0
García-Williams	1	1	0	0-0	0-0	0	0	0
Jarrett	1	0	1	0-0	0-0	0	0	0
Edehali	1	0	1	0-0	0-0	0	0	0
TOTALS	814	586	228	33-175	10-237	62	8	7

2017 GAMES STARTED

OFFENSE

QB Lynch, Paxton	2
QB Osweiler, Brock	4
QB Sieman, Trevor	10
RB Anderson, C.J.	16
RB Janovich, Andy	4
WR Fowler, Bennie	11
WR Sanders, Emmanuel	11
WR Taylor, Jordan	2
WR Thomas, Demaryius	16
TE Derby, A.J.	1
TE Green, Virgil	16
TE Heuerman, Jeff	6
TE Traylor, Austin	1
C Paradis, Matt	16
T Barbre, Allen	1
T Bolles, Garrett	16
T Kouandjio, Cyrus	1
T Stephenson, Donald	4
T Watson, Menelik	7
G Garcia, Max	16
G Leary, Ron	1
G McGovern, Connor	5

DEFENSE

DE Harris, Shelby	5
DE Kerr, Zach	13
DE Gotsis, Adam	1
DE Wolfe, Derek	11
NT Harris, Shelby	5
NT Peko Sr., Domata	14
SLB Barrett, Shaquil	9
SLB Ray, Shane	7
WLB Miller, Von	16
ILB Anderson, Zaire	2
ILB Davis, Todd	14
ILB Marshall, Brandon	16
CB Harris Jr., Chris	15
CB Roby, Bradley	4
CB Talib, Aqib	15
S Parks, Will	5
S Kouandjio, Cyrus	13
S Simmons, Justin	15
S Stewart, Darian	15

2017 COACHES

Vance Joseph (Head Coach), **Mike McCoy** (Offensive Coordinator), **Brock Olivo** (Special Teams Coordinator), **Joe Woods** (Defensive Coordinator), **Eric Studesville** (Asst. Head Coach/Running Backs), **Chris Beake** (Defensive Asst./Defensive Line), **Geep Chrysl** (Tight Ends), **Jeff Davidson** (Offensive Line), **Mike Eubanks** (Asst. Strength), **Chris Gould** (Asst. Special Teams), **Reggie Herring** (Linebackers), **Bill Kotlar** (Defensive Line), **Klint Kuback** (Offensive Asst./DBs), **Anthony Lombardo** (Asst. Strength), **Johnnie Lynn** (Asst. Defensive Backs), **Bill Musgrave** (Quarterbacks), **Fred Pagac** (Outside Linebackers), **Luke Richesson** (Strength & Conditioning), **Marcus Robertson** (Defensive Backs), **Cedric Smith** (Asst. Strength), **Chris Strausser** (Asst. Offensive Line), **Tyke Tolbert** (Wide Receivers).

2017 LEADERS / RANKINGS

INDIVIDUAL	PLAYER	NO.	AFC RANK	NFL RANK	NFL LEADER	NO.
Points	McManus	39	9	20	Zuerlein (LAR)	158
Rushing Yards	C. Anderson	1,007	6	9	Hunt (KC)	4,577
Passing Yards	Sieman	2,285	15	27	Brady (NE)	104,7
Passer Rating	Sieman	73.3	14	29	Smith (KC)	104.7
Receiving Yards	Thomas	949	11	20	Brown (PIT)	1,533
Receptions	Thomas	83	T-6	T-11	Landry (MIA)	112
Interceptions	Stewart	3	T-17	T-26	Two players	8
Sacks	Miller	10.0	9	18	Jones (ARI)	17.0

OFFENSE	NO.	AFC RANK	NFL RANK	NFL LEADER	NO.
Points Per Game	18.1	13	27	L.A. Rams	29.9
Total Yards Per Game	24.1	T-6	T-17	New England	394.2
Yards Per Play	4.82	13	28	New Orleans	6.26
Rushing Yards Per Game	115.3	6	12	Jacksonville	141.4
Net Passing Yards Per Game	208.3	8	20	L.A. Chargers	276.9

DEFENSE	NO.	AFC RANK	NFL RANK	NFL LEADER	NO.
Points Per Game	23.9	T-11	T-22	Minnesota	15.8
Total Yards Per Game	280.0	2	3	Minnesota	275.9
Yards Per Play	4.87	2	3	Jacksonville	4.61
Rushing Yards Per Game	89.4	2	5	Philadelphia	79.2
Net Passing Yards Per Game	200.6	3	4	Jacksonville	169.9

2017 KEY AWARDS

Pro Bowl (2): OLB Von Miller, CB Aqib Talib. **AP All-Pro** (1): OLB Von Miller (second team). **Defensive Pro Bowl MVP**: OLB Von Miller.

2017 NFL STANDINGS

AFC EAST

Team	W	L	T	Pct	PF	PA
*yz-New England	13	3	0	.813	458	296
x-Buffalo	9	7	0	.563	302	359
Miami	6	10	0	.375	281	393
N.Y.Jets	5	11	0	.313	298	382

AFC NORTH

Team	W	L	T	Pct	PF	PA
yz-Pittsburgh	13	3	0	.813	406	308
Baltimore	9	7	0	.563	395	303
Cincinnati	7	9	0	.438	290	349
Cleveland	0	16	0	.000	234	410

AFC SOUTH

Team	W	L	T	Pct	PF	PA
y-Jacksonville	10	6	0	.625	417	268
x-Tennessee	9	7	0	.563	334	356
Indianapolis	4	12	0	.250	263	404
Houston	4	12	0	.250	338	436

AFC WEST

Team	W	L	T	Pct	PF	PA
y-Kansas City	10	6	0	.625	415	339
L.A. Chargers	9	7	0	.563	355	272
Oakland	6	10	0	.375	301	373
Denver	5	11	0	.313	289	382

NFC EAST

Team	W	L	T	Pct	PF	PA
*yz-Philadelphia	13	3	0	.813	457	295
Dallas	9	7	0	.563	354	332
Washington	7	9	0	.438	342	388
N.Y. Giants	3	13	0	.188	246	388

NFC NORTH

Team	W	L	T	Pct	PF	PA
yz-Minnesota	13	3	0	.813	382	252
Detroit	9	7	0	.563	410	376
Green Bay	7	9	0	.438	320	384
Chicago Bears	5	11	0	.313	264	320

NFC SOUTH

Team	W	L	T	Pct	PF	PA
y-New Orleans	11	5	0	.688	448	326
x-Carolina	11	5	0	.688	363	327
x-Atlanta	10	6	0	.625	353	315
Tampa Bay	5	11	0	.313	335	382

NFC WEST

Team	W	L	T	Pct	PF	PA
y-L.A. Rams	11	5	0	.688	478	329
Seattle	9	7	0	.563	366	332
Arizona	8	8	0	.500	295	361
San Francisco	6	10	0	.375	331	383

x - Playoffs; y - Division Title; z - First-round Bye; * - Home-Field Advantage

WILD CARD PLAYOFF GAMES

1/6 - Tennessee 22, t Kansas City 21
 1/6 - Atlanta 26, at L.A. Rams 13
 1/7 - at Jacksonville 10, Buffalo 3
 1/7 - at New Orleans 31, Carolina 26

DIVISIONAL PLAYOFF GAMES

1/13 - at Philadelphia 15, Atlanta 10
 1/13 - at New England 35, Tennessee 14
 1/14 - Jacksonville 45, at Pittsburgh 42
 1/14 - at Minnesota 29, New Orleans 24

CONFERENCE CHAMPIONSHIPS

1/21 - at New England 24, Jacksonville 20
 1/22 - at Philadelphia 38, Minnesota 7

SUPER BOWL LII (MINNEAPOLIS)

2/4 - Philadelphia 41, New England 33

2016 FINAL STATISTICS (9-7)

Head Coach: Gary Kubiak AFC West: 3rd Home Stadium: Sports Authority Field at Mile High

Date	W-L	Score	Opponent	Attendance	RUSHING	No.	Yds.	Avg.	Long	TD
Sep 8	W	21-20	Carolina	76,843	Booker	174	612	3.5	18	4
Sep 18	W	34-20	Indianapolis	76,379	Anderson	110	437	4.0	28	4
Sep 25	W	29-17	at Cincinnati	63,850	Forsett	43	155	3.6	64	1
Oct 2	W	27-7	at Tampa Bay	60,735	Bibbs	29	129	4.5	24	0
Oct 9	L	16-23	Atlanta	76,802	Siemian	28	57	2.0	14	0
Oct 13	L	13-21	at San Diego	58,904	Janovich	4	33	8.3	28t	1
Oct 24	W	27-9	Houston	76,865	Thompson	8	26	3.3	14	1
Oct 30	W	27-19	San Diego	76,756	Lynch	11	25	2.3	10	0
Nov 6	L	20-30	at Oakland	54,957	McManus	1	6	6.0	6	0
Nov 13	W	25-23	at New Orleans	73,138	Sanders	1	4	4.0	4	0
Nov 27	L	27-30	Kansas City (OT)	76,819	Norwood	1	0	0.0	0	0
Dec 4	W	20-10	at Jacksonville	63,075	BRONCOS	410	1,484	3.6	64	11
Dec 11	L	10-13	at Tennessee	68,780	OPPONENTS	482	2,085	4.3	70	15
Dec 18	L	3-16	New England	76,893						
Dec 25	L	10-33	at Kansas City	76,671						
Jan 1	W	24-6	Oakland	76,836						

TEAM STATISTICS		Den	Opp
TOTAL FIRST DOWNS		272	295
Rushing		71	99
Passing		173	162
Penalty		28	34
3RD DOWN: MADE/ATT		70/204	84/225
3rd Down Pct.		34.3%	37.3%
4TH DOWN: MADE/ATT		8/14	6/15
4th Down Pct.		57.1%	40%
POSSESSION AVG.		28:10	31:50
TOTAL NET YARDS		4,820	4,836
Avg. Per Game		321.3	322.4
Total Plays		953	1,026
AVG. PER PLAY		5.1	4.7
NET YARDS RUSHING		1,341	2,028
Avg. Per Game		89.4	135.2
Total Rushes		370	466
NET YARDS PASSING		3,479	2,808
Avg. Per Game		231.9	187.2
Sacked/Yards Lost		40/229	40/221
Gross Yards		3,708	3,029
Att./Completions		543/322	520/286
Completion Pct.		59.3%	55%
Had Intercepted		10	13
PUNTS/AVERAGE		84/45.8	81/48.1
NET PUNTING AVG.		84/41.3	81/42.4
PENALTIES/YARDS		114/942	97/865
FUMBLES/BALL LOST		23/14	20/11
TOUCHDOWNS		32	29
Rushing		10	15
Passing		18	12
Returns		4	2

SCORE BY PERIODS	1	2	3	4	OT	PTS
BRONCOS	31	96	34	143	3	309
OPPONENTS	94	65	56	70	0	291

SCORING	TD	Ru	Pa	Ret	PAT	FG	2pt	PTS
McManus	0	0	0	0	32/33	29/34	0	119
Thomas	5	0	5	0	0/0	0/0	1	32
Sanders	5	0	5	0	0/0	0/0	0	30
Booker	5	4	1	0	0/0	0/0	0	30
C. Anderson	5	4	1	0	0/0	0/0	0	30
Fowler	2	0	2	0	0/0	0/0	0	12
Roby	2	0	0	2	0/0	0/0	0	12
JTaylor	2	0	2	0	0/0	0/0	0	12
Ray	1	0	0	1	0/0	0/0	0	6
Janovich	1	1	0	0	0/0	0/0	0	6
Green	1	0	1	0	0/0	0/0	0	6
Thompson	1	1	0	0	0/0	0/0	0	6
Bibbs	1	0	1	0	0/0	0/0	0	6
Talib	1	0	0	1	0/0	0/0	0	6
Forsett	1	1	0	0	0/0	0/0	0	6
Norwood	1	0	1	0	0/0	0/0	0	6
Phillips	1	0	1	0	0/0	0/0	0	6
Parks	0	0	0	0	0/0	0/0	1	2
BRONCOS	35	11	20	4	32/33	29/34	0	333
OPPONENTS	30	15	13	2	24/27	29/33	1	297

2-PT. CONVERSIONS: BRONCOS 1-2, OPPONENTS 1-3
DEFENSIVE CONVERSIONS: BRONCOS 1, OPPONENTS 0

SACKS: Miller 13.5, Ray 8.0, Wolfe 5.5, Ware 4.0, Crick 3.0, Barrett 1.5, Simmons 1.0, Ward 1.0, Watson 1.0, Williams 1.0, Roby 1.0, Davis 0.5
BRONCOS: 42.0, OPPONENTS: 40.0
FUM/LOST: Norwood 5/3, Booker 4/3, Siemian 4/2, Lynch 2/0, Raymond 2/1, Forsett 2/1, Thomas 2/2, Sanders 1/0, Taylor 1/1, Derby 1/1

PASSING	Att.	Comp.	Yds.	Comp.%	Yds/Att.	TD	TD%
Siemian	486	289	3401	59.5%	7.0	18	3.7%
Lynch	83	49	497	59.0%	6.0	2	2.4%
Dixon	1	1	16	100.0%	16.0	0	0.0%
TOTAL	570	339	3,914	59.5%	6.9	20	3.5%
OPPONENT	552	306	3,200	55.4%	5.8	13	2.4%

RECEIVING	No.	Yds.	Avg.	Long	TD
Thomas	90	1,083	12.0	65t	5
Sanders	79	1,032	13.1	54	5
Booker	31	265	8.5	43t	1
Green	22	237	10.8	31	1
Norwood	21	232	11.0	36t	1
Taylor	16	209	13.1	35	2
Derby	16	160	10.0	17	0
Anderson	16	128	8.0	25t	1
Fowler	11	145	13.2	76t	2
Heurman	9	141	15.7	31	0
Latimer	8	76	9.5	16	0
Forsett	7	34	4.9	11	0
Janovich	5	44	8.8	13	0
Phillips	5	40	8.0	16	1
Bibbs	2	75	37.5	69t	1
Krieger-Coble	1	13	13.0	13	0
TOTAL	339	3,914	11.5	76T	20
OPPONENT	306	3,200	10.5	80T	13

INTERCEPTIONS	No.	Yds.	Avg.	Long	TD
Talib	3	86	28.7	46t	1
Stewart	3	36	12.0	25	0
Roby	2	102	51.0	51t	2
Simmons	2	83	41.5	45	0
Harris, Jr.	2	36	18.0	36	0
Ward	1	23	23.0	23	0
Parks	1	1	1.0	1	0
BRONCOS	14	367	26.2	51T	3
OPPONENT	11	158	14.4	46	1

PUNTING	No.	Yds.	Avg.	Net	TB	In20	Long	B
Dixon	89	4,068	45.7	41.3	6	28	68	0
TOTAL	89	4,068	45.7	41.3	6	28	68	0
OPPONENT	89	4,352	48.9	42.7	12	42	76	0

PUNT RETURNS	No.	FC	Yds.	Avg.	Long	TD
Norwood	25	15	204	8.2	17	0
Raymond	11	9	111	10.1	25	0
Talib	1	0	1	1	0	0
Keo	0	1	0	—	0	0
Taylor	0	1	0	—	0	0
BRONCOS	37	26	316	8.5	25	0
OPPONENT	40	25	271	6.8	17	0

KICKOFF RETURNS	No.	Yds.	Avg.	Long	TD
Latimer	8	200	25	46	0
Raymond	6	137	22.8	40	0
Bibbs	4	79	19.8	26	0
Norwood	3	65	21.7	27	0
BRONCOS	21	481	22.9	46	0
OPPONENT	26	526	20.2	86T	1

FIELD GOALS	1-19	20-29	30-39	40-49	50+
McManus	0/0	9/9	10/10	7/9	3/6
BRONCOS	0/0	9/9	10/10	7/9	3/6
OPPONENTS	0/0	7/7	11/12	9/11	2/3

MCMANUS: (), (54N, 23G, 43G, 33G, 35G), (20G), (38G, 24G), (35G, 46G, 45G), (29G, 56N, 46G), (22G, 32G), (28G, 22G), (55G, 44G), (50G, 42N, 28G, 37G), (33G, 44G, 62N), (32G, 41G), (34G), (33G), (52G), (22G, 48N)
OPPONENTS: (44G, 36G, 50N), (48G, 52G), (34G), (), (46G, 33G, 25G), (37G, 21G, 31G, 32G), (43G, 43G, 29G), (45N), (24G, 29G, 48N, 35G), (30G), (37G, 34G), (47G), (53G, 41G), (45G, 40G, 21G), (39N, 27G, 39G), ()

2016 DEFENSIVE STATS

(based on unofficial press box statistics)

	TT	UT	A	S-YDS	I-YDS	PD	FF	FR
1 Davis	97	64	33	0.5-2.5	0-0	3	1	1
2 Ward	87	69	18	1-8	1-23	8	3	2
3 Miller	78	62	16	13.5-65	0-0	3	3	0
4 Stewart	68	55	13	0-0	3-36	6	1	1
5 Harris Jr.	63	57	6	0-0	2-36	11	1	1
6 Nelson	61	40	6	0-0	0-0	5	0	0
7 Crick	53	32	21	3-1	0-0	0	0	0
8 Marshall	52	39	13	0-0	0-0	3	0	0
9 Wolfe	51	38	13	5.5-32	0-0	4	0	0
10 Ray	48	33	15	8-43.5	0-0	0	1	2
11 Talib	43	32	11	0-0	3-86	12	0	0
12 Roby	39	34	5	1-0	2-102	8	1	0
13 Barrett	31	20	11	1.5-14.5	0-0	2	1	0
14 Williams	29	20	9	1-7	0-0	1	0	0
15 Simmons	24	20	4	1-9	2-83	4	0	0
16 Winn	19	8	11	0-0	0-0	0	0	1
17 Parks	17	12	5	0-0	1-1	3	0	0
18 Ware	15	9	6	4-22	0-0	1	0	0
19 Gotsis	14	5	9	0-0	0-0	1	0	1
20 Z. Anderson	7	4	3	0-0	0-0	0	0	0
21 Watson	6	5	1	1-0	0-0	0	1	0
22 Kigo	6	2	3	0-0	0-0	0	0	0
23 Doss	4	4	0	0-0	0-0	2	0	0
Webster	4	3	1	0-0	0-0	1	0	0
25 Peko	2	2	0	0-0	0-0	0	0	0
26 Keo	1	1	0	0-0	0-0	0	0	0
Nixon	1	1	0	0-0	0-0	0	0	0
28 TEAM	0	0	0	1-0	0-0	0	0	0
TOTALS	919	671	248	42-228	14-357	94	15	10

2016 GAMES STARTED

OFFENSE		DEFENSE	
QB Siemian, Trevor	14	DE Crick, Jared	15
QB Lynch, Paxton	2	DE Wolfe, Derek	14
RB Anderson, C.J.	7	DE Winn, Billy	16
RB Booker, Ventontae	6	NT Williams, Sylvester	2
RB Forsett, Justin	3	SLB Miller, Von	8
FB Janovich, Andy	5	WLB Ray, Shane	8
FB Thompson, Juwan	1	WLB Ware, DeMarcus	8
WR Latimer, Cody	1	ILB Anderson, Zaire	1
WR Norwood, Jordan	1	ILB Davis, Todd	1
WR Sanders, Emmanuel	15	ILB Marshall, Brandon	10
WR Thomas, Demaryius	16	ILB Nelson, Corey	6
TE Derby, A.J.	3	CB Harris Jr., Chris	15
TE Green, Virgil	11	CB Roby, Bradley	4
TE Heuserman, Jeff	2	CB Talib, Aqib	13
TE Phillips, John	3	S Simmons, Justin	3
C Paradis, Matt	16	S Stewart, Darian	16
T Okung, Russell	16	S Ward, T.J.	14
T Sambirallo, Ty	3		
T Stephenson, Donald	3		
G Garcia, Max	16		
G Schofield, Michael	16		

2016 COACHES

Gary Kubiak (Head Coach), **Joe DeCamillis** (Special Teams Coordinator), **Rick Dennison** (Offensive Coordinator), **Wade Phillips** (Defensive Coordinator), **Clancy Barone** (Offensive Line), **Chris Beake** (Defensive Asst.), **Samson Brown** (Asst. Secondary), **Tony Coaxum** (Asst. Special Teams), **James Gregg** (Asst. Offensive Line), **Mike Eubanks** (Asst. Strength), **Reggie Herring** (Linebackers), **Greg Knapp** (Quarterbacks/Passing Game Coord.), **Bill Kolter** (Defensive Line), **Klint Kubiak** (Offensive Asst./DBS), **Anthony Lomando** (Asst. Strength), **Dennis Love** (Asst. Strength), **Marc Lubick** (Asst. Wide Receivers), **Fred Pagac** (Outside Linebackers), **Brian Pariani** (Tight Ends), **Luke Richesson** (Strength & Conditioning), **Eric Studeville** (Running Backs), **Tyke Tolbert** (Wide Receivers), **Joe Woods** (Defensive Backs).

2016 LEADERS / RANKINGS

INDIVIDUAL	PLAYER	NO.	AFC RANK	NFL RANK	NFL LEADER	NO.
Points	McManus	119	8	18	Bryant (ATL)	158
Rushing Yards	Booker	612	16	26	Elliott (DAL)	1,631
Passing Yards	Siemian	3,401	11	24	Brees (NO)	4,858
Passer Rating	Siemian	84.6	12	23	Ryan (ATL)	117.1
Receiving Yards	Thomas	1,083	7	14	Hilton (IND)	1,448
Receptions	Thomas	90	5	12	Brown (PIT)	107
Interceptions	Two Players	3	T-11	T-21	Hayward (SD)	7
Sacks	Miller	13.5	1	2	Beasley (ATL)	15.5

OFFENSE	NO.	AFC RANK	NFL RANK	NFL LEADER	NO.
Points Per Game	20.8	11	22	Atlanta	33.8
Total Yards Per Game	323.1	14	26	New Orleans	426.0
Yards Per Play	5.07	14	26	Atlanta	6.69
Rushing Yards Per Game	92.8	15	27	Buffalo	164.4
Net Passing Yards Per Game	230.3	10	21	New Orleans	317.1

DEFENSE	NO.	AFC RANK	NFL RANK	NFL LEADER	NO.
Points Per Game	18.1	2	4	New England	15.6
Total Yards Per Game	316.1	2	4	Houston	301.3
Yards Per Play	4.70	1	1	Denver	4.70
Rushing Yards Per Game	130.3	13	28	Dallas	83.5
Net Passing Yards Per Game	185.8	1	1	Denver	185.8

2016 KEY AWARDS

Pro Bowl (6): CB Chris Harris Jr., OLB Von Miller, WR Emmanuel Sanders, S Darian Stewart, CB Aqib Talib, WR Demaryius Thomas. **AP All-Pro (3):** CB Chris Harris Jr. (first team), OLB Von Miller (first team), Aqib Talib (first team).

2016 NFL STANDINGS

AFC EAST

Team	W	L	T	Pct	PF	PA
*y-z-New England	14	2	0	.875	441	250
x-Miami	10	6	0	.625	363	380
Buffalo	7	9	0	.438	399	378
New York Jets	5	11	0	.313	275	409

AFC NORTH

Team	W	L	T	Pct	PF	PA
y-Pittsburgh	11	5	0	.688	399	327
Baltimore	8	8	0	.500	343	321
Cincinnati	6	9	1	.406	325	315
Cleveland	1	15	0	.063	264	452

AFC SOUTH

Team	W	L	T	Pct	PF	PA
y-Houston	9	7	0	.563	279	328
Tennessee	9	7	0	.563	381	378
Indianapolis	8	8	0	.500	411	392
Jacksonville	3	13	0	.188	318	400

AFC WEST

Team	W	L	T	Pct	PF	PA
y-Kansas City	12	4	0	.750	389	311
x-Oakland	12	4	0	.750	416	385
Denver	9	7	0	.563	333	297
San Diego	5	11	0	.313	410	423

NFC EAST

Team	W	L	T	Pct	PF	PA
*y-z-Dallas	13	3	0	.813	421	306
New York Giants	11	5	0	.688	310	284
Washington	8	7	1	.531	396	383
Philadelphia	7	9	0	.438	367	331

NFC NORTH

Team	W	L	T	Pct	PF	PA
y-Green Bay	10	6	0	.625	432	388
x-Detroit	9	7	0	.563	346	358
Minnesota	8	8	0	.500	327	307
Chicago	3	13	0	.188	279	399

NFC SOUTH

Team	W	L	T	Pct	PF	PA
y-Atlanta	11	5	0	.688	540	406
Tampa Bay	9	7	0	.563	354	369
New Orleans	7	9	0	.438	469	454
Carolina	6	10	0	.375	369	402

NFC WEST

Team	W	L	T	Pct	PF	PA
y-Seattle	10	5	1	.656	354	291
Arizona	7	8	1	.469	418	362
Los Angeles Rams	4	12	0	.250	224	394
San Francisco	2	14	0	.125	309	480

x - Playoffs; y - Division Title; z - First-round Bye; * - Home-field Advantage

WILD CARD PLAYOFF GAMES

- 1/7 - at Houston 27, Oakland 14
- 1/7 - at Seattle 26, Detroit 6
- 1/8 - at Pittsburgh 30, Miami 12
- 1/8 - at Green Bay 38, New York Giants 13

DIVISIONAL PLAYOFF GAMES

- 1/14 - at Atlanta 36, Seattle 20
- 1/14 - at New England 34, Houston 16
- 1/15 - Green Bay 34, at Dallas 31
- 1/15 - Pittsburgh 18, at Kansas City 16

CONFERENCE CHAMPIONSHIPS

- 1/22 - at Atlanta 44, Green Bay 21
- 1/22 - at New England 36, Pittsburgh 17

SUPER BOWL LI (Houston)

- 2/5 - New England 34, Atlanta 28

2015 FINAL STATISTICS (12-4)

Head Coach: Gary Kubiak AFC West: 1st Home Stadium: Sports Authority Field at Mile High

Date	W-L	Score	Opponent	Attendance	RUSHING	No.	Yds.	Avg.	Long	TD
Sept 13	W	19-13	Baltimore	76,798	Hillman	207	863	4.2	72t	7
Sept 17	W	31-24	at Kansas City	76,404	Anderson	152	720	4.7	48t	5
Sept 27	W	24-12	at Detroit	62,920	Osweller	21	61	2.9	8	1
Oct 4	W	23-20	Minnesota	77,029	Thompson	18	48	2.7	12	0
Oct 11	W	16-10	at Oakland	54,500	Sanders	3	29	9.7	24	0
Oct 18	W	26-23	at Cleveland (OT)	67,431	Caldwell	1	3	3.0	3	0
Nov 1	W	29-10	Green Bay	77,075	Latimer	2	1	0.5	5	0
Nov 8	L	24-27	at Indianapolis	66,894	Sieman	1	-1	-1.0	-1	0
Nov 15	L	13-29	Kansas City	76,973	Manning	6	-6	-1.0	-1	0
Nov 22	W	17-15	at Chicago	62,483	BRONCOS	411	1718	4.2	72t	13
Nov 29	W	30-24	New England (OT)	76,970	OPPONENTS	408	1337	3.3	48t	10
Dec 6	W	17-3	at San Diego	68,631						
Dec 13	L	12-15	Oakland	76,824	RECEIVING	No.	Yds.	Avg.	Long	TD
Dec 20	L	27-34	at Pittsburgh	67,234	Thomas	105	1304	12.4	72t	6
Dec 28	W	20-17	Cincinnati (OT)	76,868	Sanders	76	1135	14.9	75t	6
Jan 3	W	27-20	San Diego	76,844	Daniels	46	517	11.2	37	3

TEAM STATISTICS		Den	Opp
TOTAL FIRST DOWNS		314	289
Rushing		85	81
Passing		201	162
Penalty		28	46
3RD DOWN: MADE/ATT		79/224	80/227
3rd Down Pct.		35.3%	35.2%
4TH DOWN: MADE/ATT		7/14	5/14
4th Down Pct.		50.0%	35.7%
POSSESSION AVG.		29:57	30:03
TOTAL NET YARDS		5688	4530
Avg. Per Game		355.5	283.1
Total Plays		1056	1033
Avg. Per Play		5.4	4.4
NET YARDS RUSHING		1718	1337
Avg. Per Game		107.4	83.6
Total Rushes		411	408
NET YARDS PASSING		3970	3193
Avg. Per Game		248.1	199.6
Sacked/Yards Lost		39/246	52/351
Gross Yards		4216	3544
Attempts/Completions		606/368	573/344
Completion Pct.		60.7%	60.0%
Had Intercepted		23	14
PUNTS/AVERAGE		85/43.6	92/46.5
NET PUNTING AVG.		39.5	42.1
PENALTIES/YARDS		115/1063	104/773
FUMBLES/BALL LOST		16/8	27/13
TOUCHDOWNS		38	32
Rushing		13	10
Passing		19	19
Returns		6	3

INTERCEPTIONS		No.	Yds.	Avg.	Long	TD
Talib		3	123	41.0	63t	2
Harris		2	94	47.0	74t	1
Trevathan		2	39	19.5	25t	1
Bruton		2	11	5.5	12	0
Keo		1	22	22.0	22	0
Roby		1	19	19.0	19	0
Bush		1	13	13.0	13	0
Stewart		1	0	0.0	0	0
Marshall		1	0	0.0	0	0
BRONCOS		14	321	22.9	74t	4
OPPONENTS		23	279	12.1	55t	3

PUNTING		No.	Yds.	Avg.	Net	TB	In20	Long	B
Colquitt		84	3663	43.6	39.7	4	22	62	0
McManus		1	41	41.0	21.0	1	0	41	0
BRONCOS		85	3704	43.6	39.5	5	22	62	0
OPPONENTS		92	4278	46.5	42.1	6	38	66	0

PUNT RETURNS		No.	FC	Yds.	Avg.	Long	TD
Sanders		17	20	103	6.1	14	0
Norwood		6	2	51	8.5	14	0
Bolden		5	3	123	24.6	83t	1
Keo		1	1	6	6.0	6	0
BRONCOS		29	26	283	9.8	83t	1
OPPONENTS		36	16	247	6.9	28	0

KICKOFF RETURNS		No.	Yds.	Avg.	Long	TD
Bolden		15	342	22.8	41	0
Caldwell		7	162	23.1	29	0
Norwood		2	29	14.5	15	0
Bibbs		1	15	15.0	15	0
Sanders		1	13	13.0	13	0
Thompson		1	0	0.0	0	0
Latimer		0	27	0	27	0
BRONCOS		27	588	21.8	41	0
OPPONENTS		25	508	20.3	32	0

FIELD GOALS		1-19	20-29	30-39	40-49	50+
McManus		0/0	12/12	8/8	5/8	5/7
BRONCOS		0/0	12/12	8/8	5/8	5/7
OPPONENTS		0/0	2/2	7/9	8/13	8/8

2-PT. CONVERSIONS: BRONCOS 0-1, OPPONENTS 0-4

SACKS: Miller 11.0, Ware 7.5, Barrett 5.5, Wolfe 5.5, Jackson 5.0, Ray 4.0, Williams 3.0, Smith 2.5, Ward 2.0, Walker 2.0, Marshall 1.5, Bruto 1.0, Nelson 1.0, McCray 0.5 **BRONCOS: 52.0, OPPONENTS: 39.0**

FUM/Lost: Osweller 4/1, Hillman 3/1, Anderson 2/2, Sanders 2/2, Thomas 2/2, Bolden 1/0, Norwood 1/0, Manning 1/0

PASSING	Att.	Comp.	Yds.	Comp.%	Yds/Att.	TD	TD%	Int	Int%	Long	Sack/Lost	Rating
Manning	331	198	2249	59.8%	6.8	9	2.7%	17	5.1%	75t	16/95	67.9
Osweller	275	170	1967	61.8%	7.2	10	3.6%	6	2.2%	72t	23/151	86.4
BRONCOS	606	368	4216	60.7%	7.0	19	3.1%	23	3.8%	75t	39/246	76.3
OPPONENTS	573	344	3544	60.0%	6.2	19	3.3%	14	2.4%	80t	52/351	78.8

2015 DEFENSIVE STATS

(based on unofficial press box statistics)

	TT	UT	A	S-YDS	I-YDS	PD	FF	FR
1 Trevathan	110	74	36	0-0	2-39	6	0	0
2 Marshall	101	76	25	1.5-10.5	1-0	4	2	0
3 Ward	61	50	11	2-18	0-0	6	2	0
4 Stewart	59	46	13	0-0	1-0	10	1	2
5 Harris Jr.	58	49	9	0-0	2-94	6	2	0
6 Wolfe	48	39	14	5.5-38.5	0-0	0	1	0
7 Talib	45	39	6	0-0	3-23	13	0	0
8 Jackson	45	34	11	5-32	0-0	7	0	2
9 Bruton Jr.	43	31	12	1-3	2-11	7	2	0
10 Barrett	41	28	13	5.5-39	0-0	4	3	1
11 Roby	40	34	6	0-0	1-19	10	1	1
12 Miller	35	30	5	11-78	0-0	1	4	3
13 Walker	33	23	10	2-16	0-0	0	0	0
14 Ware	25	17	8	7.5-37.5	0-0	0	1	1
15 Williams	24	17	7	3-10	0-0	0	0	0
16 Ray	20	15	5	4-28	0-0	1	0	0
17 Davis	14	11	3	0-0	0-0	0	0	0
18 Bush	13	13	0	0-0	1-13	1	1	0
McCray	13	7	6	0.5-2.5	0-0	0	0	0
20 Nelson	10	9	1	1-1	0-0	0	0	0
21 Smith	9	7	2	2-0	0-0	2	0	0
22 Kilgo	6	5	1	0-0	0-0	1	0	0
23 Keo	3	3	0	0-0	1-22	1	0	0
24 Webster	2	2	0	0-0	0-0	2	0	0
TEAM	2	2	0	0-0	0-0	0	0	0
Bolden	2	1	1	0-0	0-0	0	0	0
27 Anunike	1	0	1	0-0	0-0	0	0	0
TOTALS	864	658	206	52-351	14-321	83	19	10

2015 GAMES STARTED

OFFENSE		DEFENSE	
QB Manning, Peyton	9	DE Jackson, Malik	16
QB Osweiler, Brock	7	DE Walker, Vance	7
RB Anderson, C.J.	6	DE Wolfe, Derek	12
RB Hillman, Ronnie	10	NT Williams, Sylvester	15
FB Green, Virgil	1	SLB Miller, Von	6
FB Thompson, Juwan	1	WLB Barrett, Shaquil	16
WR Fowler, Bennie	1	WLB Ware, DeMarcus	10
WR Latimer, Cody	1	LB Davis, Terrell	2
WR Norwood, Jordan	15	ILB Marshall, Brandon	2
WR Sanders, Emmanuel	15	ILB Trevathan, Danny	16
WR Thomas, Demaryius	16	CB Harris Jr., Chris	15
TE Daniels, Owen	16	CB Roby, Bradley	15
TE Davis, Vernon	4	CB Talib, Aqib	3
TE Green, Virgil	4	S Bruton Jr., David	3
C Paradis, Matt	16	S Bush, Josh	1
T Harris, Ryan	16	S Stewart, Darian	13
T Sambraio, Ty	3	S Ward, T.J.	12
T Schofield, Michael	13		
G Garcia, Max	5		
G Mathis, Evan	12		
G Vasquez, Louis	15		

2015 COACHES

Gary Kubiak (Head Coach), **Joe DeCamillis** (Special Teams Coordinator), **Rick Dennison** (Offensive Coordinator), **Wade Phillips** (Defensive Coordinator), **Clancy Barone** (Offensive Line), **Chris Beake** (Defensive Asst.), **Samson Brown** (Asst. Secondary), **Brian Callahan** (Offensive Asst./Obs.), **Tony Coaxum** (Asst. Special Teams), **James Cregg** (Asst. Offensive Line), **Mike Eubanks** (Asst. Strength), **Reggie Herring** (Linebackers), **Greg Knapp** (Quarterbacks/Passing Game Coord.), **Bill Kollar** (Defensive Line), **Anthony Lomando** (Asst. Strength), **Dennis Love** (Asst. Strength), **Marc Lubick** (Asst. Wide Receivers), **Fred Pagac** (Outside Linebackers), **Brian Pariani** (Tight Ends), **Luke Richesson** (Strength & Conditioning), **Eric Stutesville** (Running Backs), **Tyke Tolbert** (Wide Receivers), **Joe Woods** (Defensive Backs).

2015 LEADERS / RANKINGS

INDIVIDUAL	PLAYER	NO.	AFC RANK	NFL RANK	NFL LEADER	NO.
Points	McManis	125	4	10	Gostkowski (NE)	151
Rushing Yards	Hillman	863	7	14t	Peterson (MIN)	1,495
Passing Yards	Manning	2,249	14	27	Brees (NO)	4,870
Passer Rating	Osweiler	86.4	14	25	Wilson (SEA)	110.1
Receiving Yards	Thomas	1,304	5	7	Jones (ATL)	1,871
Receptions	Thomas	105	5	7	Two players	136
Interceptions	Talib	3	15t	24t	Two players	8
Sacks	Miller	11.0	7t	8t	Watt (HOU)	17.5

OFFENSE	NO.	AFC RANK	NFL RANK	NFL LEADER	NO.
Points Per Game	22.2	9	19	Carolina	31.3
Total Yards Per Game	355.5	8	16	Arizona	408.3
Yards Per Play	5.4	10	19	Arizona	6.3
Rushing Yards Per Game	107.4	7	17	Buffalo	152.0
Net Passing Yards Per Game	241.8	7	14	New Orleans	310.6

DEFENSE	NO.	AFC RANK	NFL RANK	NFL LEADER	NO.
Points Per Game	18.5	3	4	Seattle	17.3
Total Yards Per Game	283.1	1	1	Denver	283.1
Yards Per Play	4.4	1	1	Denver	4.4
Rushing Yards Per Game	83.6	2	3	Seattle	81.5
Net Passing Yards Per Game	199.6	1	1	Denver	199.6

2015 KEY AWARDS

Pro Bowl (6): CB Chris Harris Jr., OLB Von Miller, CB Aqib Talib, WR Demaryius Thomas, S T.J. Ward, OLB DeMarcus Ware. **AP All-Pro (2):** CB Chris Harris Jr. (second team), OLB Von Miller (first team). **Super Bowl 50 MVP:** OLB Von Miller.

2015 NFL STANDINGS

AFC EAST

Team	W	L	T	Pct	PF	PA
y- New England	12	4	0	.750	465	315
N.Y. Jets	10	6	0	.625	387	314
Buffalo	8	8	0	.500	379	359
Miami	6	10	0	.375	310	389

AFC NORTH

Team	W	L	T	Pct	PF	PA
y-Cincinnati	12	4	0	.750	419	279
x-Pittsburgh	10	6	0	.625	423	319
Baltimore	5	11	0	.313	328	401
Cleveland	3	13	0	.188	278	432

AFC SOUTH

Team	W	L	T	Pct	PF	PA
y-Houston	9	7	0	.563	339	313
Indianapolis	8	8	0	.500	333	408
Jacksonville	5	11	0	.313	376	448
Tennessee	3	13	0	.188	299	423

AFC WEST

Team	W	L	T	Pct	PF	PA
*y- Denver	12	4	0	.750	355	286
x- Kansas City	11	5	0	.688	405	287
Oakland	7	9	0	.438	359	399
San Diego	4	12	0	.250	320	398

NFC EAST

Team	W	L	T	Pct	PF	PA
y-Washington	9	7	0	.563	388	379
Philadelphia	7	9	0	.438	377	430
N.Y. Giants	6	10	0	.375	420	442
Dallas	4	12	0	.250	275	374

NFC NORTH

Team	W	L	T	Pct	PF	PA
y-Minnesota	11	5	0	.688	365	302
x-Green Bay	10	6	0	.625	368	323
Detroit	7	9	0	.438	358	400
Chicago	6	10	0	.375	335	397

NFC SOUTH

Team	W	L	T	Pct	PF	PA
*y- Carolina	15	1	0	.938	500	308
Atlanta	8	8	0	.500	339	345
New Orleans	7	9	0	.438	408	476
Tampa Bay	6	10	0	.375	342	417

NFC WEST

Team	W	L	T	Pct	PF	PA
y- Arizona	13	3	0	.813	489	313
x- Seattle	10	6	0	.625	423	277
St. Louis	7	9	0	.438	280	330
San Francisco	5	11	0	.313	238	387

x - Playoffs; y - Division Title; z - First-round Bye; T - Home-Field Advantage

WILD CARD PLAYOFF GAMES

- 1/9 - Kansas City 30, at Houston 0
- 1/9 - Pittsburgh 18, at Cincinnati 16
- 1/10 - Seattle 10, at Minnesota 9
- 1/10 - Green Bay 35, at Washington 18

DIVISIONAL PLAYOFF GAMES

- 1/16 - at New England 27, Kansas City 20
- 1/16 - at Arizona 26, Green Bay 20
- 1/17 - at Carolina 31, Seattle 24
- 1/17 - at Denver 23, Pittsburgh 16

CONFERENCE CHAMPIONSHIPS

- 1/24 - at Denver 20, New England 18
- 1/24 - at Carolina 49, Arizona 15

SUPER BOWL 50 (SANTA CLARA, CALIF.)
2/7 - Denver 24, Carolina 10

Staff/Executives: Jeffery H. Johnson; Photographers: Jeff Hume; Record Book: Jeff Hume; Year-by-Year Stats: Jeff Hume; Posters: Jeff Hume; Miscellaneous: Jeff Hume

2014 FINAL STATISTICS (12-4)

Head Coach: John Fox AFC West: 1st Home Stadium: Sports Authority Field at Mile High

Date	W-L	Score	Opponent	Attendance	RUSHING	No.	Yds.	Avg.	Long	TD
Sept 7	W	13-24	Indianapolis	76,939	Anderson	179	849	4.7	27	8
Sept 14	W	24-17	Kansas City	76,900	Hillman	106	434	4.1	37	3
Sept 21	L	20-26	at Seattle (OT)	68,447	Thompson	54	272	5.0	47	3
Oct 5	W	41-20	Arizona	76,895	Ball	55	172	3.1	23	1
Oct 12	W	31-17	at New York Jets	78,160	Sanders	8	44	5.5	13	0
Oct 19	W	42-17	San Francisco	77,047	Stewart	6	22	3.7	16	0
Oct 23	W	35-21	San Diego	76,907	Bruton	1	13	13.0	13	0
Nov 2	L	21-43	at New England	68,756	Green	2	3	1.5	3	0
Nov 9	W	41-17	at Oakland	54,803	Osweller	8	0	0.0	4	0
Nov 16	L	7-22	at St. Louis	59,401	Manning	24	-24	-1.0	4	0
Nov 23	W	39-36	Miami	76,987	BRONCOS	443	1785	4.0	47	15
Nov 30	W	29-16	at Kansas City	76,894	OPPONENTS	349	1276	3.7	85T	9
Dec 7	W	24-17	Buffalo	76,913						
Dec 14	W	22-10	at San Diego	68,682						
Dec 22	L	28-37	at Cincinnati	66,107						
Dec 28	W	47-14	Oakland	76,929						

TEAM STATISTICS		Den	Opp
TOTAL FIRST DOWNS		360	311
Rushing		98	60
Passing		227	219
Penalty		35	32
3RD DOWN: MADE/ATT		94/213	81/222
3rd Down Pct.		44.1%	36.5%
4TH DOWN: MADE/ATT		6/13	10/17
4th Down Pct.		46.2%	58.8%
POSSESSION AVG.		30:35	29:25
TOTAL NET YARDS		6446	4883
Avg. Per Game		402.9	305.2
Total Plays		1067	1031
Avg. Per Play		6.0	4.7
NET YARDS RUSHING		1785	1276
Avg. Per Game		111.6	79.8
Total Rushes		443	349
NET YARDS PASSING		4661	3607
Avg. Per Game		291.3	225.4
Sacked/Yards Lost		17/118	41/252
Gross Yards		4779	3859
Att./Completions		607/389	641/389
Completion Pct.		63.7%	62.2%
Had Intercepted		15	18
POINTS/AVERAGE		69/44.2	88/45.9
NET PUNTING AVG.		37.6	40.9
PENALTIES/YARDS		120/1045	103/816
FUMBLES/BALL LOST		16/5	21/7
TOUCHDOWNS		58	41
Rushing		15	9
Passing		40	29
Returns		3	3

SCORE BY PERIODS	1	2	3	4	OT	PTS
BRONCOS	91	151	131	109	0	482
OPPONENTS	56	126	57	109	6	354

SCORING	TD	Ru	Pa	Ret	PAT	FG	S	PTS
J.Thomas	12	0	12	0	0/0	0/0	0	72
McManus	0	0	0	0	41/41	9/13	0	68
D.Thomas	11	0	11	0	0/0	0/0	1	68
Barth	0	0	0	0	15/15	15/16	0	60
Anderson	10	8	2	0	0/0	0/0	0	60
Sanders	9	0	9	0	0/0	0/0	1	56
Hillman	4	3	1	0	0/0	0/0	0	24
Thompson	3	3	0	0	0/0	0/0	0	18
Welker	2	0	2	0	0/0	0/0	0	12
Talib	2	0	0	2	0/0	0/0	0	12
Tamme	2	0	2	0	0/0	0/0	0	12
T.Carter	1	0	0	1	0/0	0/0	0	6
Ball	1	1	0	0	0/0	0/0	0	6
Green	1	0	1	0	0/0	0/0	0	6
Irving	0	0	0	0	0/0	0/0	0	2
BRONCOS	58	15	40	3	56/56	24/29	2	482
OPPONENTS	41	9	29	3	37/37	23/28	1	354

2-PT. CONVERSIONS: BRONCOS 2-2, OPPONENTS 1-3

SACKS: Miller 14.0, Ware 10.0, Jackson 3.0, Ward 2.0, Marshall 2.0, Knighton 2.0, Wolfe 1.5, McCray 1.0, Talib 1.0, Irving 1.0, O. Carter 1.0, Roby 1.0, Harris Jr. 1.0, Johnson 1.0. **BRONCOS 41.0, OPPONENTS 17.0**

FUM/LOST: Manning 5/2, Burse 3/1, Tamme 1/1, Ball 1/1, Colquitt 1/0, Anderson 1/0, Hillman 1/0, Sanders 1/0, J. Thomas 1/0, Thompson 1/0

PASSING	Avt.	Comp.	Yds.	Comp.%	Yds/Att.	TD	TD%	Int	Int%	Long	Sack/Lost	Rating
Manning	597	395	4727	66.2%	7.9	39	6.5%	15	2.5%	86t	17/118	101.5
Osweller	10	4	52	40.0%	5.2	1	10.0%	0	0.0%	38	0/0	90.4
BRONCOS	607	399	4779	65.7%	7.9	40	6.6%	15	2.5%	86t	17/118	101.3
OPPONENTS	641	399	3859	62.2%	6.0	29	4.5%	18	2.8%	81t	41/252	82.4

RECEIVING	No.	Yds.	Avg.	Long	TD
D.Thomas	111	1619	14.6	86t	11
Sanders	101	1404	13.9	48	9
Welker	49	464	9.5	39	2
J.Thomas	43	489	11.4	35	12
Anderson	34	324	9.5	51	2
Hillman	21	139	6.6	16	1
Tamme	14	109	7.8	26	2
Ball	9	62	6.9	16	0
Green	6	74	12.3	38	1
Caldwell	5	47	9.4	15	0
Thompson	4	25	6.3	14	0
Latimer	2	23	11.5	14	0
Burse	0	0	0	0	0
BRONCOS	399	4779	12.0	86T	40
OPPONENTS	399	3859	9.7	81T	29

INTERCEPTIONS	No.	Yds.	Avg.	Long	TD
Talib	4	62	15.5	33	2
Moore	4	36	9.0	19	0
Harris Jr.	3	52	17.3	38	0
Ward	2	55	27.5	37	0
Roby	2	0	0.0	0	0
Bush	1	5	5.0	5	0
Ware	1	3	3.0	3	0
Marshall	1	0	0.0	0	0
BRONCOS	18	213	11.8	38	2
OPPONENTS	15	228	15.2	52	1

PUNTING	No.	Yds.	Avg.	Net	TB	In20	Long	B
Colquitt	69	3048	44.2	37.6	4	25	65	0
BRONCOS	69	3048	44.2	37.6	4	25	65	0
OPPONENTS	88	4035	45.9	40.9	7	23	71	0

PUNT RETURNS	No.	FC	Yds.	Avg.	Long	TD
Burse	29	24	211	7.3	22	0
Welker	11	3	74	6.7	19	0
Sanders	1	1	11	11.0	11	0
BRONCOS	41	28	296	7.2	22	0
OPPONENTS	33	19	371	11.2	84	1

KICKOFF RETURNS	No.	Yds.	Avg.	Long	TD
Bolden	13	429	33.0	77	0
Caldwell	12	278	23.2	54	0
Sanders	3	54	18.0	22	0
Latimer	2	22	11.0	14	0
Austin Jr.	1	12	12.0	12	0
Burse	1	7	7.0	7	0
BRONCOS	32	802	25.1	77	0
OPPONENTS	35	905	25.9	80	0

FIELD GOALS	1-19	20-29	30-39	40-49	50+
Barth	2/2	4/4	5/5	3/4	1/1
McManus	0/0	5/5	2/3	2/3	0/2
BRONCOS	2/2	9/9	7/8	5/7	1/3
OPPONENTS	0/0	8/8	6/8	7/9	2/3

MCMANUS: (21G)(20G)(24G)(44G,53N,41G)(37G)(0) **BARTH:** ((0)(0)(0)(0)(0)(0)(0)(0)(22G,24G,30G,33G,37G)(50G)(19G,26G,19G,49G,44G)(49N)(49G,36G,35G,21G)

OPPONENTS: (25G)(45G,37N)(20G,46B,28G)(33G,48G)(30G)(51N,22G)(49G,29G,45G)(41G)(37G,29G,22G,55G,53G)(0)(39G)(44G)(46B,30G,37N)(37G,49G,23G)(0)

2014 DEFENSIVE STATS

(based on unofficial press box statistics)

	TT	UT	A	S-YDS	I-YDS	PD	FF	FR
1 Marshall	110	88	22	2-17	1-0	9	1	0
2 Ward	74	60	14	2-23	2-55	6	0	0
3 Roby	64	62	2	1-3	2-0	13	2	1
4 Talib	63	54	9	1-8	4-62	17	1	0
5 Miller	60	43	17	14-82.5	0-0	2	1	1
6 Harris Jr.	55	51	4	1-2	3-52	18	1	1
7 Moore	50	44	6	0-0	4-36	5	2	1
8 Irving	44	25	19	1-8	0-0	0	0	0
9 Jackson	42	33	9	3-20	0-0	4	1	0
10 Ware	41	34	7	10-56.5	1-3	1	2	0
11 Wolfe	35	24	11	1.5-1	0-0	1	0	0
12 Knighton	30	18	12	2-13.5	0-0	3	0	0
13 Johnson	22	13	9	0.5-0.5	0-0	0	0	0
14 Williams	21	17	4	0-0	0-0	1	0	0
15 Bruton Jr.	21	16	5	0-0	0-0	3	2	0
16 Webster	19	18	1	0-0	0-0	2	0	0
17 Q. Carter	17	13	4	1-6	0-0	1	1	0
18 Davis	17	9	8	0-0	0-0	2	0	0
19 Nelson	13	7	6	0-0	0-0	1	0	0
20 Austin Jr.	12	8	4	0-0	0-0	0	0	0
21 Trevathan	11	9	2	0-0	0-0	0	0	0
22 Smith	11	7	4	0-0	0-0	2	0	0
23 Bolden	7	7	0	0-0	0-0	0	0	0
24 McCray	6	4	2	1-11	0-0	1	1	0
25 T. Carter	5	5	0	0-0	0-0	1	0	1
26 Unrein	1	1	0	0-0	0-0	0	0	0
27 Barrow	1	0	1	0-0	0-0	0	0	0
28 Bush	0	0	0	0-0	1-5	1	0	0
TOTALS	852	670	182	41-252	18-213	94	15	5

2014 GAMES STARTED

OFFENSE	DEFENSE
QB Manning, Peyton	16
RB Anderson, C.J.	8
RB Ball, Montee	3
RB Hillman, Ronnie	4
WR Caldwell, Andre	2
WR Sanders, Emmanuel	16
WR Thomas, Demaryius	16
WR Welker, Wes	8
TE Clark, Chris	2
TE Cornick, Paul	3
TE Green, Virgil	2
TE Thomas, Julius	10
C Montgomery, Will	8
C Ramirez, Manny	8
T Clady, Ryan	16
T Clark, Chris	5
T Cornick, Paul	3
T Vasquez, Louis	3
G Franklin, Orlando	16
G Ramirez, Manny	8
G Vasquez, Louis	8
DE Jackson, Malik	1
DE Ware, DeMarcus	15
DE Wolfe, Derek	16
DT Knighton, Terrance	16
DT Williams, Sylvester	3
DT Jackson, Malik	13
SLB Miller, Von	16
MLB Barrow, Lamin	1
MLB Irving, Nate	8
MLB Johnson, Steven	7
MLB Davis, Todd	2
MLB Marshall, Brandon	13
MLB Trevathan, Danny	1
CB Harris Jr., Chris	16
CB Roby, Bradley	16
CB Talib, Aqib	15
S Bruton Jr., David	1
S Moore, Rahim	16
S Ward, T.J.	15

2014 COACHES

John Fox (Head Coach), **Jack Del Rio** (Defensive Coordinator), **Adam Gase** (Offensive Coordinator), **Jeff Rodgers** (Special Teams Coordinator), **Cianey Barone** (Tight Ends), **Chris Beake** (Defensive Assistant), **Brian Callahan** (Offensive Assistant), **James Cregg** (Assistant Offensive Line), **Mike Eubanks** (Asst. Strength & Conditioning), **Sam Gases** (Assistant Secondary), **Jason George** (Asst. Strength & Conditioning), **Bo Hardegrave** (Quality Control - Offense), **Greg Knapp** (Quarterbacks), **Anthony Lomando** (Asst. Strength & Conditioning), **Dave Mazza** (Offensive Line), **Luke Richardson** (Strength & Conditioning), **Jay Rodgers** (Defensive Line), **Richard Smith** (Linebackers), **Eric Studesville** (Running Backs), **Darius Swinton** (Assistant Special Teams), **Tyke Tolbert** (Wide Receivers), **Cory Udlin** (Defensive Backs).

2014 LEADERS / RANKINGS

INDIVIDUAL	PLAYER	NO.	AFR RANK	NFL RANK	NFL LEADER	NO.
Points	J. Thomas	72	19t	40t	Gostkowski (NE)	156
Rushing Yards	Anderson	849	7	16t	Murray (DAL)	1,607
Passing Yards	Manning	4,727	3	4	Two players	4,852
Passer Rating	Manning	101.5	2	4	Romo (DAL)	113.2
Receiving Yards	D. Thomas	1,619	2	2	Brown (PIT)	1,698
Receptions	D. Thomas	111	2	2	Brown (PIT)	129
Interceptions	Two players	4	4t	8t	Quin (DET)	7
Sacks	Miller	14.0	5	6	Houston (KC)	22.0
OFFENSE	NO.	AFR RANK	NFL RANK	NFL LEADER	NO.	
Points Per Game	30.1	1	2	Green Bay	30.4	
Total Yards Per Game	402.9	3	4	New Orleans	411.4	
Yards Per Play	6.0	2	3	Green Bay	6.2	
Rushing Yards Per Game	111.6	7	15	Seattle	172.6	
Net Passing Yards Per Game	291.3	3	4	Indianapolis	305.9	
DEFENSE	NO.	AFR RANK	NFL RANK	NFL LEADER	NO.	
Points Per Game	22.1	9	16t	Seattle	15.9	
Total Yards Per Game	305.2	1	3	Seattle	267.1	
Yards Per Play	4.7	1	2	Seattle	4.6	
Rushing Yards Per Game	79.8	1	2	Detroit	69.3	
Net Passing Yards Per Game	225.4	6	9	Seattle	185.6	

2014 KEY AWARDS

Pro Bowl (11): RB C.J. Anderson, T Ryan Clady, CB Chris Harris Jr., QB Peyton Manning, LB Von Miller, WR Emmanuel Sanders, CB Aqib Talib, WR Demaryius Thomas, TE Julius Thomas, S T.J. Ward, DE DeMarcus Ware. **AP All-Pro (3):** CB Chris Harris Jr. (second team), LB Von Miller (second team), WR Demaryius Thomas (second team).

2014 NFL STANDINGS

AFCEAST Team	W	L	T	Pct	PF	PA
*yz - New England	12	4	0	.750	468	313
Buffalo	9	7	0	.563	343	289
Miami	8	8	0	.500	388	373
N.Y. Jets	4	12	0	.250	283	401

AFCEAST Team	W	L	T	Pct	PF	PA
y - Pittsburgh	11	5	0	.688	436	368
x - Cincinnati	10	5	1	.656	365	344
X - Baltimore	10	6	0	.625	409	302
Cleveland	7	9	0	.438	299	337

AFCSOUTH Team	W	L	T	Pct	PF	PA
y - Indianapolis	11	5	0	.688	458	369
Houston	9	7	0	.563	372	307
Jacksonville	3	13	0	.188	249	412
Tennessee	2	14	0	.125	254	438

AFCSOUTH Team	W	L	T	Pct	PF	PA
yz - Denver	12	4	0	.750	482	351
Kansas City	9	7	0	.563	353	284
San Diego	9	7	0	.563	348	348
Oakland	3	13	0	.188	253	452

NFCWEST Team	W	L	T	Pct	PF	PA
z - Dallas	12	4	0	.750	467	352
Philadelphia	10	6	0	.625	474	400
N.Y. Giants	6	10	0	.375	380	400
Washington	4	12	0	.250	301	438

NFCWEST Team	W	L	T	Pct	PF	PA
yz - Green Bay	12	4	0	.750	486	348
x - Detroit	11	5	0	.688	321	282
Minnesota	7	9	0	.438	325	343
Chicago	5	11	0	.313	319	442

NFCWEST Team	W	L	T	Pct	PF	PA
y - Carolina	7	8	1	.469	339	374
New Orleans	7	9	0	.438	401	424
Atlanta	6	10	0	.375	381	417
Tampa Bay	2	14	0	.125	277	410

NFCWEST Team	W	L	T	Pct	PF	PA
*yz - Seattle	12	4	0	.750	394	254
x - Arizona	11	5	0	.688	310	299
San Francisco	8	8	0	.500	306	340
St. Louis	6	10	0	.375	324	354

x - Playoffs; y - Division Title; z - First-round Bye; * - Home-field Advantage

WILD CARD PLAYOFF GAMES

1/3 - at Carolina 27, Arizona 16
1/3 - Baltimore 30, at Pittsburgh 17
1/4 - at Indianapolis 26, Cincinnati 10
1/4 - at Dallas 24, Detroit 20

DIVISIONAL PLAYOFF GAMES

1/10 - at New England 35, Baltimore 31
1/10 - at Seattle 31, Carolina 17
1/11 - at Green Bay 26, Dallas 21
1/11 - Indianapolis 24, at Denver 13

CONFERENCE CHAMPIONSHIPS

1/18 - at Seattle 28, Green Bay 22
1/18 - at New England 45, Indianapolis 7

SUPER BOWL XLIX (GLENDALE, ARIZ.)

2/1 - New England 28, Seattle 24

2013 FINAL STATISTICS (13-3)

Head Coach: John Fox AFC West: 1st Home Stadium: Sports Authority Field at Mile High

Date	W-L	Score	Opponent	Attendance	RUSHING	No.	Yds.	Avg.	Long	TD
Sept 5	W	49-27	Baltimore	76,977	Moreno	241	1038	4.3	31	10
Sept 15	W	41-23	at N.Y. Giants	81,285	Ball	120	559	4.7	45	4
Sept 23	W	37-21	Oakland	76,978	Hillman	55	218	4.0	19	1
Sept 29	W	52-20	Philadelphia	77,002	Anderson	7	38	5.4	11	0
Oct 6	W	51-48	at Dallas	92,758	Bruton	1	35	35.0	35	0
Oct 13	W	35-19	Jacksonville	76,862	Holliday	1	7	7.0	7	0
Oct 20	L	33-39	at Indianapolis	67,196	Caldwell	1	7	7.0	7	0
Oct 27	W	45-21	Washington	77,031	Osweller	3	2	0.7	4	0
Nov 10	W	28-20	at San Diego	68,847	Manning	32	-31	-1.0	11	1
Nov 17	L	27-17	Kansas City	77,076	BRONCOS	461	1873	4.1	45	16
Nov 24	L	31-34	at New England (OT)	68,756	OPPONENTS	420	1626	3.9	35	15
Dec 1	W	35-28	at Kansas City	77,065	RECEIVING	No.	Yds.	Avg.	Long	TD
Dec 8	W	51-28	Tennessee	76,554	D.Thomas	92	1430	15.5	78T	14
Dec 12	L	20-27	San Diego	76,497	Decker	87	1288	14.8	61	11
Dec 22	W	37-13	at Houston	71,761	Welker	73	778	10.7	33	10
Dec 29	W	34-14	at Oakland	51,500	J.Thomas	65	788	12.1	74T	12

TEAM STATISTICS	Den	Opp
TOTAL FIRST DOWNS	435	339
Rushing	107	90
Passing	293	208
Penalty	35	41
3RD DOWN: MADE/ATT	95/205	83/218
3rd Down Pct	46.3	38.1
4TH DOWN: MADE/ATT	8/9	4/15
4th Down Pct	88.9	26.7
POSSESSION AVG.	30:06	29:54
TOTAL NET YARDS	7317	5696
Avg. Per Game	457.3	356.0
Total Plays	1156	1074
Avg. Per Play	6.3	5.3
NET YARDS RUSHING	1873	1626
Avg. Per Game	117.1	101.6
Total Rushes	461	420
NET YARDS PASSING	5444	4070
Avg. Per Game	340.3	254.4
Sacked/Yards Lost	20/128	41/290
Gross Yards	5572	4360
Att./Completions	675/461	613/357
Completion Pct.	68.3	58.2
Had Intercepted	10	17
PUNTS/AVERAGE	66/43.8	89/46.1
NET PUNTING AVG.	38.2	39.5
PENALTIES/YARDS	117/1000	97/807
FUMBLE/BALL LOST	27/16	25/9
TOUCHDOWNS	76	47
Rushing	16	16
Passing	55	29
Returns	5	3

SCORE BY PERIODS	1	2	3	4	OT	PTS
BRONCOS	130	158	135	183	0	606
OPPONENTS	64	128	104	100	3	399

SCORING	TD	Ru	Pa	Ret	PAT	FG	\$	PTS
Prater	0	0	0	0	75/75	25/26	0	150
D. Thomas	14	0	14	0	0/0	0/0	0	84
Moreno	13	10	3	0	0/0	0/0	0	78
J. Thomas	12	0	12	0	0/0	0/0	0	72
Decker	11	0	11	0	0/0	0/0	0	66
Welker	10	0	10	0	0/0	0/0	0	60
Ball	4	4	0	0	0/0	0/0	0	24
Caldwell	3	0	3	0	0/0	0/0	0	18
Holliday	2	0	0	2	0/0	0/0	0	12
Tamme	1	0	1	0	0/0	0/0	0	6
Dreessen	1	0	1	0	0/0	0/0	0	6
Rodgers-Cromartie	1	0	0	1	0/0	0/0	0	6
Johnson	1	0	0	1	0/0	0/0	0	6
Hillman	1	1	0	0	0/0	0/0	0	6
Manning	1	1	0	0	0/0	0/0	0	6
Miller	1	0	0	1	0/0	0/0	0	6
BRONCOS	76	16	55	5	75/75	25/26	0	606
OPPONENTS	47	15	29	3	44/44	23/26	1	399

2-PT. CONVERSIONS: BRONCOS 0-1, OPPONENTS 1-3

SACKS: Phillips 10.0, Jackson 6.0, Ayers 5.5, Miller 5.0, Wolfe 4.0, Knighton 3.0, Trevathan 2.0, Williams 2.0, Woodyard 1.5, Vickerson 1.0, Irving 1.0, **BRONCOS 41.0, OPPONENTS 19.0**

FUM/Lost: Manning 10/6, Holliday 5/2, Ball 3/3, Decker 2/1, Hillman 2/1, Carter 1/1, Trevathan 1/1, Welker 1/1, Moreno, 1/0, D. Thomas 1/0

INTERCEPTIONS	No.	Yds.	Avg.	Long	TD
Rodgers-Cromartie	3	75	25.0	75T	1
Trevathan	3	29	9.7	29	0
Harris	3	1	0.3	1	0
Moore	2	18	9.0	18	0
Webster	1	10	10.0	10	0
Adams	1	3	3.0	3	0
Phillips	1	3	3.0	3	0
Knighton	1	2	2.0	2	0
Woodyard	1	0	0.0	0	0
Carter	1	0	0.0	0	0
BRONCOS	17	141	8.3	75T	1
OPPONENTS	10	131	13.1	59T	2

PUNTING	No.	Yds.	Avg.	Net	TB	In20	Long	B
Colquitt	65	2893	44.5	38.8	3	23	60	1
BRONCOS	65	2893	43.8	38.8	3	23	60	1
OPPONENTS	87	4100	46.1	40.4	8	32	66	2

PUNT RETURNS	No.	FC	Yds.	Avg.	Long	TD
Holliday	32	11	271	8.5	81T	1
Welker	10	2	70	7.0	27	0
Decker	1	2	2	2.0	2	0
Carter	1	0	0	0.0	0	0
BRONCOS	44	15	343	7.8	81T	1
OPPONENTS	28	25	247	8.8	51	0

KICKOFF RETURNS	No.	Yds.	Avg.	Long	TD
Holliday	28	775	27.7	105T	1
Caldwell	6	141	23.5	34	0
Bolden	2	44	22.0	25	0
Unrein	1	8	8.0	8	0
Jackson	1	6	6.0	6	0
Tamme	1	0	0.0	0	0
BRONCOS	39	974	25.0	105T	1
OPPONENTS	32	936	29.3	108T	1

FIELD GOALS	1-19	20-29	30-39	40-49	50+
Prater	2/2	4/4	5/5	8/8	6/7
BRONCOS	2/2	4/4	5/5	8/8	6/7
OPPONENTS	0/0	6/6	9/10	6/8	2/2

PRATER: (1)(42G,47G)(53G,41G,40G)(53G)(48G,50G,28G)(1)(31G,47G)(19G)(1)(54G,52N,36G)(27G)(1)(25G,64G,19G)(32G,42G)(32G,25G,44G)(34G,54G)

OPPONENTS: (25G,30G)(36G,24G,41G)(1)(35G,25G,46N)(43G,48G)(50G,30G)(27G,52G,42G)(1)(26G,40G,37N)(20G)(31G,31G)(1)(38G,35G)(45G,35G)(42N)

PASSING	Att.	Comp.	Yds.	Comp.%	Yds/Att.	TD	TD%	Int	Int%	Long	Sack/Lost	Rating
Manning	659	450	5477	68.3%	8.3	55	8.3%	10	1.5%	78T	18/120	115.1
Osweller	16	11	95	68.8%	5.9	0	0.0%	0	0.0%	19	2/8	84.1
BRONCOS	675	461	5572	68.3%	8.3	55	8.1%	10	1.5%	78T	20/128	114.4
OPPONENTS	613	357	4360	58.2%	7.1	29	4.7%	17	2.8%	82T	41/290	84.0

2013 DEFENSIVE STATS

(based on unofficial press box statistics)

	TT	UT	A	S-YDS	I-YDS	PD	FF	FR
1 Trevathan	124	84	40	2-18	3-29	10	2	1
2 Woodyard	83	47	36	1.5-11	1-0	4	1	0
3 Ihenachio	72	55	17	0-0	0-0	7	3	2
4 Harris	65	58	7	0-0	3-1	13	0	0
5 Adams	61	45	16	0-0	1-3	7	0	1
6 Moore	44	38	6	0-0	2-18	6	0	0
7 Jackson	42	30	12	6-8	0-0	4	1	0
8 Webster	38	34	4	0-0	1-10	9	1	0
9 Phillips	36	29	7	10-77.5	1-3	5	2	0
10 Miller	34	27	7	5-29	0-0	1	3	1
Irving	34	23	11	1-8	0-0	1	0	0
12 Rodgers-Cromartie	31	25	6	0-0	3-75	15	0	0
Knights	31	18	13	3-18	1-2	1	0	1
14 Ayers	29	23	6	5.5-34.5	0-0	0	1	0
15 Vickerson	22	18	4	1-9	0-0	3	0	0
16 Unrein	20	15	5	0-0	0-0	0	0	0
Lenon	20	14	6	0-0	0-0	2	0	0
18 Williams	19	12	7	2-8	0-0	0	0	1
19 Bruton	16	14	2	0-0	0-0	0	0	0
21 Wolfe	16	11	5	4-34	0-0	0	0	1
20 Bailey	14	12	2	0-0	0-0	3	0	0
22 Jammer	13	12	1	0-0	0-0	3	1	1
23 Carter	11	10	1	0-0	0-0	6	0	0
Bolden	11	8	3	0-0	0-0	0	0	0
25 Huff	2	2	0	0-0	0-0	0	0	0
26 Johnson	1	1	0	0-0	0-0	0	0	0
Robinson	1	1	0	0-0	0-0	0	0	0
Marshall	1	1	0	0-0	0-0	0	0	0
Mincey	1	1	0	0-0	0-0	0	0	0
Tamme	1	0	1	0-0	0-0	0	0	0
Fua	1	0	1	0-0	0-0	0	0	0
TOTALS	867	621	246	52-364	16-347	85	18	7

2013 GAMES STARTED

OFFENSE

QB Manning, Peyton	16
RB Moreno, Knowshon	15
WR Decker, Eric	16
WR Thomas, Demaryius	16
WR Welker, Wes	13
WR Caldwell, Andre	2
TE Green, Virgil	3
TE Tamme, Jacob	1
TE Thomas, Julius	14
C Ramirez, Manny	16
T Clady, Ryan	2
T Clark, Chris	14
T Franklin, Orlando	1
T Vasquez, Louis	1
G Beadles, Zane	16
G Kuper, Chris	1
G Vasquez, Louis	15

DEFENSE

DE Ayers, Robert	3
DE Jackson, Malik	12
DE Phillips, Shaun	15
DE Wolfe, Deryl	11
DT Knights, Terrance	16
DT Unrein, Mitch	1
DT Vickerson, Kevin	11
DT Williams, Sylvester	4
SLB Irving, Nate	4
SLB Miller, Von	9
MLB Lenon, Paris	6
MLB Woodyard, Wesley	10
WLB Trevathan, Danny	16
CB Bailey, Champ	3
CB Carter, Tony	2
CB Harris Jr., Chris	15
CB Jammer, Quentin	1
CB Rodgers-Cromartie, Dominique	13
CB Webster, Kayvon	2
S Adams, Mike	2
S Bolden, Omar	1
S Ihenachio, Duke	14
S Moore, Rahim	10

2013 COACHES

John Fox (Head Coach), **Jack Del Rio** (Defensive Coordinator), **Adam Gase** (Offensive Coordinator), **Jeff Rodgers** (Special Teams Coordinator), **Clancy Barone** (Tight Ends), **Chris Beake** (Quality Control-Defense), **Brian Callahan** (Offensive Assistant), **Jim Bob Cooter** (Offensive Assistant), **Mike Eubanks** (Asst. Strength & Conditioning), **Sam Games** (Assistant Secondary), **Jason George** (Asst. Strength & Conditioning), **Alex Gibbs** (Offensive Consultant), **Greg Knapp** (Quarterbacks), **Anthony Lomando** (Asst. Strength & Conditioning), **Dave Magazay** (Offensive Line), **Luke Richesson** (Strength & Conditioning), **Jay Rodgers** (Defensive Line), **Richard Smith** (Linebackers), **Eric Studeville** (Running Backs), **Darius Swinton** (Assistant Special Teams), **Tyke Tolbert** (Wide Receivers), **Cory Undlin** (Secondary).

2013 LEADERS / RANKINGS

INDIVIDUAL	PLAYER	NO.	AFC RANK	NFL RANK	NFL LEADER	NO.
Points	Prater	150	2	2	Gostkowski (NE)	158
Rushing Yards	Moreno	1,038	4	12	McCoy (PHI)	1,607
Passing Yards	Manning	5,477	1	1	Manning (OCL)	5,477
Passer Rating	Manning	115.1	1	2	Foles (PHI)	119.2
Receiving Yards	D. Thomas	1,430	3	4	Girdon (CLE)	1,646
Receptions	D. Thomas	92	6	9	Garcon (WAS)	113
Interceptions	Three players	3	15t	32t	Sherman (SEA)	8
Sacks	Phillips	10.0	11t	20t	Mathis (IND)	19.5

OFFENSE	NO.	AFC RANK	NFL RANK	NFL LEADER	NO.
Points Per Game	37.9	1	1	Denver	37.9
Total Yards Per Game	457.3	1	1	Denver	457.3
Rushing Per Play	6.3	1	2	Philadelphia	6.3
Rushing Yards Per Game	117.1	8	15	Philadelphia	160.4
Net Passing Yards Per Game	340.3	1	1	Denver	340.3

DEFENSE	NO.	AFC RANK	NFL RANK	NFL LEADER	NO.
Points Per Game	24.9	12	22	Seattle	14.4
Total Yards Per Game	366.0	9	19	Seattle	273.6
Rushing Yards Per Game	5.3	10	16	Seattle	4.4
Rushing Yards Per Game	91.1	2	3	Tampa Bay	82.5
Net Passing Yards Per Game	199.6	3	3	Pittsburgh	185.2

2013 KEY AWARDS

Pro Bowl (5): QB Peyton Manning, K Matt Prater, WR Demaryius Thomas, TE Julius Thomas, G Louis Vasquez. **AP All-Pro (4):** QB Peyton Manning (first team), G Louis Vasquez (first team), K Matt Prater (second team), WR Demaryius Thomas (second team). **AP NFL MVP:** QB Peyton Manning. **AP NFL Offensive Player of the Year:** QB Peyton Manning. **FedEx Air Player of the Year:** QB Peyton Manning.

2013 NFL STANDINGS

AFC EAST

Team	W	L	T	Pct	PF	PA
y-z- New England	12	4	0	.750	444	338
N.Y. Jets	8	8	0	.500	290	387
Miami	8	8	0	.500	317	335
Buffalo	6	10	0	.375	339	388

AFC NORTH

Team	W	L	T	Pct	PF	PA
y- Cincinnati	11	5	0	.688	430	305
Pittsburgh	8	8	0	.500	379	370
Baltimore	8	8	0	.500	320	352
Cleveland	4	12	0	.250	308	406

AFC SOUTH

Team	W	L	T	Pct	PF	PA
y- Indianapolis	11	5	0	.688	391	336
Tennessee	7	9	0	.438	362	381
Jacksonville	4	12	0	.250	247	449
Houston	2	14	0	.125	276	428

AFC WEST

Team	W	L	T	Pct	PF	PA
*y-z- Denver	13	3	0	.813	606	399
x- Kansas City	11	5	0	.688	430	305
x- San Diego	9	7	0	.563	396	348
Oakland	4	12	0	.250	322	453

NFC EAST

Team	W	L	T	Pct	PF	PA
y- Philadelphia	10	6	0	.625	442	382
Dallas	8	8	0	.500	439	432
N. Y. Giants	7	9	0	.438	294	383
Washington	3	13	0	.188	334	478

NFC NORTH

Team	W	L	T	Pct	PF	PA
y- Green Bay	8	7	1	.531	417	428
Chicago	8	8	0	.500	445	478
Detroit	7	9	0	.438	395	376
Minnesota	5	10	1	.344	391	480

NFC SOUTH

Team	W	L	T	Pct	PF	PA
y-z- Carolina	12	4	0	.750	366	241
x- New Orleans	11	5	0	.688	414	304
Atlanta	4	12	0	.250	353	443
Tampa Bay	4	12	0	.250	288	389

NFC WEST

Team	W	L	T	Pct	PF	PA
*y-z- Seattle	13	3	0	.813	417	231
x- San Francisco	12	4	0	.750	406	272
Arizona	10	6	0	.625	379	324
St. Louis	7	9	0	.438	348	364

x - Playoffs; y - Division Title; z - First-round Bye; ~ - Home-field Advantage

WILD CARD PLAYOFF GAMES

1/4 - at Indianapolis 45, Kansas City 44
 1/4 - New Orleans 26, at Philadelphia 24
 1/5 - San Diego 27, at Cincinnati 10
 1/5 - San Francisco 23, at Green Bay 20

DIVISIONAL PLAYOFF GAMES

1/11 - at Seattle 23, New Orleans 15
 1/11 - at New England 43, Indianapolis 22
 1/12 - San Francisco 23, at Carolina 10
 1/12 - at Denver 24, San Diego 17

CONFERENCE CHAMPIONSHIPS

1/20 - at Denver 26, New England 16
 1/20 - at Seattle 23, San Francisco 17

SUPER BOWL XLVIII (NEW YORK/NEW JERSEY)

2/2 - Seattle 43, Denver 8

2012 FINAL STATISTICS (13-3)

Head Coach: John Fox AFC West: 1st Home Stadium: Sports Authority Field at Mile High

Date	W-L	Score	Opponent	Attendance	RUSHING	No.	Yds.	Avg.	Long	TD
Sept 9	W	31-19	Pittsburgh	76,823	McGahee	167	731	4.4	31	4
Sept 17	L	21-27	at Atlanta	70,427	Moreno	138	525	3.8	20	4
Sept 23	L	25-31	Houston	76,566	Hillman	85	330	3.9	31	1
Sept 30	W	37-6	Oakland	76,787	Ball	42	158	3.8	22	1
Oct 7	L	21-31	at New England	68,756	Hester	17	81	4.8	18	2
Oct 15	W	35-24	at San Diego	68,604	Caldwell	1	14	14.0	14	0
Oct 28	W	34-14	New Orleans	76,832	Manning	23	6	0.3	10	0
Nov 4	W	31-23	at Cincinnati	63,623	Osweller	8	-13	-1.6	-1	0
Nov 11	W	36-14	at Carolina	73,939	BRONCOS	481	1832	3.8	31	12
Nov 18	W	30-23	San Diego	76,769	OPPONENTS	404	1458	3.6	36	5
Nov 25	W	17-9	at Kansas City	74,244						
Dec 2	W	31-23	Tampa Bay	76,432						
Dec 6	W	26-13	at Oakland	53,807	RECEIVING	No.	Yds.	Avg.	Long	TD
Dec 16	W	34-17	at Baltimore	71,317	D.Thomas	94	1434	15.3	71	10
Dec 23	W	34-12	Cleveland	76,351	Decker	85	1064	12.5	55	13
Dec 30	W	38-3	Kansas City	76,502	Tammie	52	555	10.7	36	2
					Stokley	45	544	12.1	38	5
					Dresssen	41	356	8.7	30	5
					McGahee	26	221	8.5	31	0
					Moreno	21	167	8.0	26	0
					Willis	10	90	9.0	19	0
					Hillman	10	62	6.2	29	0
					Ball	7	61	8.7	17	1
					Green	5	63	12.6	28	0
					Holiday	2	17	8.5	15	0
					Caldwell	1	18	18.0	18	0
					Gronkowski	1	11	11.0	11	0
					Hester	1	7	7.0	7	0
					Unrein	1	1	1.0	1	1
					BRONCOS	402	4671	11.6	71	37
					OPPONENTS	321	3558	11.1	61	25

TEAM STATISTICS		Den	Opp	INTERCEPTIONS		No.	Yds.	Avg.	Long	TD
TOTAL FIRST DOWNS		380	287	Harris	3	144	48.0	98	2	
Rushing		112	73	Woodyard	3	40	13.3	25	0	
Passing		232	163	T.Carter	2	55	27.5	40	1	
Penalty		36	31	Bailey	2	18	9.0	18	0	
3RD DOWN: MADE/ATT		96/213	66/216	Leonhard	2	0	0.0	0	0	
3rd Down Pct		45.1	30.6	Porter	1	43	43.0	43	1	
4TH DOWN: MADE/ATT		3/5	7/18	Miller	1	26	26.0	26	1	
4th Down Pct		60.0	38.9	Moore	1	23	23.0	23	0	
POSSESSION AVG.		31:16	28:44	Bruton	1	-2	-2.0	-2	0	
TOTAL NET YARDS		6366	4652	BRONCOS	16	347	21.7	98	5	
Avg. Per Game		397.9	290.8	OPPONENTS	11	218	19.8	80	2	
Total Plays		1090	1015							
Avg. Per Play		5.8	4.6							
NET YARDS RUSHING		1832	1458							
Avg. Per Game		114.5	91.1							
Total Rushes		481	404							
NET YARDS PASSING		4534	3194							
Avg. Per Game		283.4	199.6							
Sacked/Yards Lost		21/137	52/364							
Gross Yards		4671	3558							
Att./Completions		588/402	559/321							
Completion Pct.		68.4	57.4							
Had Intercepted		11	16							
PUNTS/AVERAGE		67/46.3	94/48.1							
NET PUNTING AVG.		42.1	41.5							
PENALTIES/YARDS		100/805	123/951							
FUMBLES/BALL LOST		22/14	23/8							
TOUCHDOWNS		57	32							
Rushing		12	5							
Passing		37	25							
Returns		8	2							

SCORE BY PERIODS		1	2	3	4	OT	PTS	PUNT RETURNS		No.	FC	Yds.	Avg.	Long	TD
BRONCOS		66	116	153	146	0	481	Holiday	31	4	334	10.8	76	1	
OPPONENTS		70	81	62	76	0	289	Leonhard	15	16	89	5.9	16	0	
								Decker	2	0	22	11.0	13	0	
								BRONCOS	48	20	445	9.3	76	1	
								OPPONENTS	33	17	205	6.2	40	0	

SCORING		TD	Ru	Pa	Ret	PAT	FG	S	PTS	KICKOFF RETURNS		No.	Yds.	Avg.	Long	TD
Prater		0	0	0	0	55/55	26/32	0	133	Bolden	14	270	19.3	33	0	
Decker		13	0	13	0	0/0	0/0	0	78	Holiday	11	358	32.5	105	1	
D.Thomas		10	0	10	0	0/0	0/0	0	60	Leonhard	1	18	18.0	18	0	
Dresssen		5	0	5	0	0/0	0/0	0	30	Ball	1	0	0.0	0	0	
Stokley		5	0	5	0	0/0	0/0	0	30	T.Carter	1	0	0.0	0	0	
McGahee		4	4	0	0	0/0	0/0	1	26	Gronkowski	1	0	0.0	0	0	
Moreno		4	4	0	0	0/0	0/0	0	24	BRONCOS	28	646	23.1	105	1	
Harris		2	0	0	2	0/0	0/0	0	12	OPPONENTS	34	751	22.1	50	0	
Hester		2	2	0	0	0/0	0/0	0	12							
Tammie		2	0	2	0	0/0	0/0	0	12							
Ball		2	1	1	0	0/0	0/0	0	12							
T.Carter		2	0	0	2	0/0	0/0	0	12							
Holiday		2	0	0	2	0/0	0/0	0	12							
Hillman		1	1	0	0	0/0	0/0	0	6							
Miller		1	0	0	1	0/0	0/0	0	6							
Unrein		1	0	1	0	0/0	0/0	0	6							
Porter		1	0	0	1	0/0	0/0	0	6							
Adams		0	0	0	0	0/0	0/0	0	2							
Dumervil		0	0	0	0	0/0	0/0	0	2							
BRONCOS		57	12	37	8	55/55	26/32	1	481							
OPPONENTS		32	5	25	2	29/29	22/25	0	289							

2-PT. CONVERSIONS: McGahee 1, **BRONCOS 1-2, OPPONENTS 0-3**

SACKS: Miller 18.5, Dumervil 11.0, Wolfe 6.0, Woodyard 5.5, Harris 2.5, Ayers 2.0, Vickerson 2.0, Adams 1.0, Brooking 1.0, Moore 1.0, Trevathan 1.0, Mays 0.5, **BRONCOS 52.0, OPPONENTS 21.0**

FUM/LOST: McGahee 5/4, Holiday 5/1, D. Thomas 3/3, Manning 2/2, Hillman 2/1, Ball 1/1, Bolden 1/1, Moreno 1/1, Leonhard 1/0, Koppen 1/0

FIELD GOALS		1-19	20-29	30-39	40-49	50+
Prater		1/1	7/7	10/11	5/9	3/4
BRONCOS		1/1	7/7	10/11	5/9	3/4
OPPONENTS		0/0	7/7	6/7	6/8	3/3

PRATER: (26G)(32G,23G,53G)(21G,43G,53G)(1)(33G,33G)(43G)(53G,43N,27G)(55N,19G,30G,32G)(47N,33N,34G)(31G,47N)(43G,34G,20G,33G)(27G,36G,45N)(27G,41G)(42G)

OPPONENTS: (21G,35G)(37G,42G)(41G)(38G,24G)(23G)(32G)(1)(28G,46N,49G,41G)(43N)(1)(34G,22G,49G)(31G,50G,55G)(1)(45G)(27G,53G)(23G,33N)

PASSING	Att.	Comp.	Yds.	Comp.%	Yds/Att.	TD	TD%	Int	Int%	Long	Sack/Lost	Rating
Manning	583	400	4659	68.6%	8	37	6.3%	11	1.9%	71	21/137	105.9
Osweller	4	2	12	50.0%	3	0	0.0%	0	0.0%	7	0/0	56.3
Prater	1	0	0	0.0%	0	0	0.0%	0	0.0%	0	0/0	39.6
BRONCOS	588	402	4671	68.4%	7.9	37	6.3%	11	1.9%	71	21/137	105.3
OPPONENTS	559	321	3558	57.4%	6.4	25	4.5%	16	2.9%	61	52/364	79.4

2012 DEFENSIVE STATS

(based on unofficial press box statistics)

	TT	UT	A	S-YDS	I-YDS	PD	FF	FR
1 Woodyard	114	70	44	5.5-47.5	3-40	6	1	1
2 Adams	80	60	20	1-2	0-0	11	2	2
3 Moore	71	59	12	1-3	1-23	7	0	1
4 Miller	68	55	13	18.5-129.5	1-26	2	6	0
5 Bailey	66	61	5	0-0	2-18	9	0	0
6 Harris	61	51	10	2.5-17.5	3-144	12	0	0
7 Brookling	54	33	21	1-8	0-0	0	1	0
8 Dumervil	54	32	22	11-83	0-0	1	6	0
9 Bannan	42	28	14	0-0	0-0	4	1	1
10 Vickerson	40	28	12	2-11	0-0	1	0	0
11 Wolfe	40	26	14	6-41	0-0	2	2	0
12 Trevathan	30	21	9	1-0	0-0	3	0	0
13 T. Carter	24	20	4	0-0	2-55	12	0	1
14 Porter	21	16	5	0-0	1-43	6	0	0
15 Unrein	20	12	8	0-0	0-0	0	0	1
16 Mays	19	7	12	0.5-3.5	0-0	0	0	0
17 Lighthard	17	12	5	0-0	2-0	3	0	0
18 Ayers	16	8	8	2-18	0-0	2	0	0
19 Williams	14	10	4	0-0	0-0	1	0	0
20 Jackson	5	3	2	0-0	0-0	0	0	0
21 Bolden	4	4	0	0-0	0-0	1	0	0
22 Irving	3	1	2	0-0	0-0	1	0	0
23 Bruton	2	2	0	0-0	1-2	1	0	0
24 Siliga	1	1	0	0-0	0-0	0	0	0
Warren	1	1	0	0-0	0-0	0	0	0
TOTALS	867	621	246	52-364	16-347	85	18	7

2012 GAMES STARTED

OFFENSE		DEFENSE	
QB Manning, Peyton	16	DE Dumervil, Elvis	16
RB McGahee, Willis	9	DE Wolfe, Derek	16
RB Moreno, Knowshon	6	DT Bannan, Justin	15
WR Decker, Eric	15	DT Unrein, Mitch	2
WR Stokley, Brandon	9	DT Vickerson, Kevin	14
WR Thomas, Demaryius	16	SLB Miller, Von	16
TE Dreesen, Joel	15	MLB Brookling, Keith	14
TE Green, Virgil	2	MLB Mays, Joe	4
TE Tamme, Jacob	8	WLB Williams, D.J.	1
C Koppen, Dan	12	WLB Woodyard, Wesley	14
C Walton, J.D.	4	CB Bailey, Champ	16
T Clady, Ryan	16	CB Harris, Chris	12
T Franklin, Orlando	16	CB Porter, Tracy	4
G Beadles, Zane	16	S Adams, Mike	16
G Kuper, Chris	5	S Leonhard, Jim	1
G Ramirez, Manny	11	S Moore, Rahim	15

2012 COACHES

John Fox (Head Coach), **Jack Del Rio** (Defensive Coordinator), **Mike McCoy** (Offensive Coordinator), **Jeff Rodgers** (Special Teams Coordinator), **Ciancy Barone** (Tight Ends), **Keith Burns** (Assistant Special Teams), **Brian Callahan** (Quality Control/Offense), **Mike Eubanks** (Asst. Strength & Conditioning), **Sam Gases** (Assistant Secondary), **Adam Gase** (Quarterbacks), **Jason Gese** (Asst. Strength & Conditioning), **Anthony Lomando** (Asst. Strength & Conditioning), **Dave Magaz** (Offensive Line), **Ron Milius** (Secondary), **Luke Richesson** (Strength & Conditioning), **Jay Rodgers** (Defensive Line), **Richard Smith** (Linebackers), **Eric Studesville** (Running Backs), **Tyke Tolbert** (Wide Receivers), **Cory Untch** (Quality Control-Defense).

2012 LEADERS / RANKINGS

INDIVIDUAL	PLAYER	NO.	AFC RANK	NFL RANK	NFL LEADER	NO.
Points	Prater	133	3	7	Gostkowski (NE)	153
Rushing Yards	McGahee	731	12	26	Peterson (MIN)	2,097
Passing Yards	Manning	4,659	2	6	Brees (NO)	5,177
Passer Rating	Manning	105.8	1	2	Rodgers (GB)	108.0
Receiving Yards	D. Thomas	1,434	2	4	Johnson (DET)	1,964
Receptions	D. Thomas	94	5	8	Johnson (DET)	122
Interceptions	Harris/Woodyard	3	13†	29†	Jennings (CHI)	9
Sacks	Miller	18.5	2	3	Watt (HOU)	20.5

OFFENSE	NO.	AFC RANK	NFL RANK	NFL LEADER	NO.
Points Per Game	30.1	2	2	New England	34.8
Total Yards Per Game	397.9	2	4	New England	427.9
Yards Per Play	5.8	1	6	Washington	6.2
Rushing Yards Per Game	114.5	7	16	Washington	169.3
Net Passing Yards Per Game	283.4	2	5	New Orleans	312.3

DEFENSE	NO.	AFC RANK	NFL RANK	NFL LEADER	NO.
Points Per Game	18.1	1	4	Seattle	15.3
Total Yards Per Game	290.8	2	2	Pittsburgh	275.8
Yards Per Play	4.6	1	1	Denver	4.6
Rushing Yards Per Game	91.1	2	3	Tampa Bay	82.5
Net Passing Yards Per Game	199.6	3	3	Pittsburgh	185.2

2012 KEY AWARDS

Pro Bowl (7): CB Champ Bailey, G Zane Beadles, T Ryan Clady, DE Elvis Dumervil, QB Peyton Manning, LB Von Miller, WR Demaryius Thomas.
AP All-Pro (4): T Ryan Clady (first team), QB Peyton Manning (first team), LB Von Miller (first team), CB Champ Bailey (second team).
AP Comeback Player of the Year: QB Peyton Manning. **FedEx Air Player of the Year:** QB Peyton Manning.

2012 NFL STANDINGS

AFC EAST						
Team	W	L	T	Pct	PF	PA
y-New England	12	4	0	.750	557	331
Miami	7	9	0	.438	288	317
New York Jets	6	10	0	.375	281	375
Buffalo	6	10	0	.375	344	435

AFC NORTH						
Team	W	L	T	Pct	PF	PA
y-Baltimore	10	6	0	.625	398	344
x-Cincinnati	10	6	0	.625	391	320
Pittsburgh	8	8	0	.500	336	314
Cleveland	5	11	0	.313	302	368

AFC SOUTH						
Team	W	L	T	Pct	PF	PA
y-Houston	12	4	0	.750	416	331
x-Indianapolis	11	5	0	.688	357	387
Tennessee	6	10	0	.375	330	471
Jacksonville	2	14	0	.125	255	444

AFC WEST						
Team	W	L	T	Pct	PF	PA
y-Denver	13	3	0	.813	481	289
San Diego	7	9	0	.438	350	350
Oakland	4	12	0	.250	290	443
Kansas City	2	14	0	.125	211	425

NFC EAST						
Team	W	L	T	Pct	PF	PA
y-Washington	10	6	0	.625	436	388
New York Giants	9	7	0	.563	429	344
Dallas	8	8	0	.500	376	400
Philadelphia	4	12	0	.250	280	444

NFC NORTH						
Team	W	L	T	Pct	PF	PA
y-Green Bay	11	5	0	.688	433	336
x-Minnesota	10	6	0	.625	379	348
Chicago	10	6	0	.625	375	277
Detroit	4	12	0	.250	372	437

NFC SOUTH						
Team	W	L	T	Pct	PF	PA
y-Atlanta	13	3	0	.813	419	299
Carolina	7	9	0	.438	357	363
New Orleans	7	9	0	.438	461	454
Tampa Bay	7	9	0	.438	389	394

NFC WEST						
Team	W	L	T	Pct	PF	PA
y-San Francisco	11	4	1	.719	397	273
x-Seattle	11	5	0	.688	412	245
St. Louis	7	8	1	.469	299	348
Arizona	5	11	0	.313	250	357

x - Playoffs; y - Division Title; z - First-round Bye; † - Home-field Advantage

WILD CARD PLAYOFF GAMES

1/5 - at Houston 19, Cincinnati 13
 1/5 - at Green Bay 24, Minnesota 10
 1/6 - at Baltimore 24, Indianapolis 9
 1/6 - Seattle 24, at Washington 14

DIVISIONAL PLAYOFF GAMES

1/12 - Baltimore 38, at Denver 35 (OT)
 1/12 - at San Francisco 45, Green Bay 31
 1/13 - at Atlanta 30, Seattle 28
 1/13 - at New England 41, Houston 28

CONFERENCE CHAMPIONSHIPS

1/20 - San Francisco 28, at Atlanta 24
 1/20 - Baltimore 28, at New England 13

SUPER BOWL XLVII (NEW ORLEANS)

2/3 - Baltimore 34, San Francisco 31

2011 FINAL STATISTICS (8-8)

Head Coach: John Fox AFC West: 1st Home Stadium: Sports Authority Field at Mile High

Date	W-L	Score	Opponent	Attendance	RUSHING	No.	Yds.	Avg.	Long	TD
Sept 12	L	20-23	Oakland	75,671	McGahee	249	1199	4.8	60t	4
Sept 18	W	24-22	Cincinnati	73,281	Tebow	122	660	5.4	32	6
Sept 25	L	14-17	at Tennessee	69,143	Ball	96	402	4.2	34	1
Oct 2	L	23-49	at Green Bay	70,529	Moreno	37	179	4.8	24	0
Oct 9	L	24-29	San Diego	74,895	J.Johnson	14	77	5.5	25	0
Oct 23	W	18-15	at Miami (OT)	63,800	Royal	7	48	6.9	11	0
Oct 30	L	10-45	Detroit	74,977	Larsen	14	44	3.1	6	0
Nov 6	W	38-24	at Oakland	58,125	Orton	5	17	3.4	13	0
Nov 13	W	17-10	at Kansas City	72,908	D.Thomas	1	5	5.0	5	0
Nov 17	W	17-13	New York Jets	74,746	Decker	1	1	1.0	1	0
Nov 27	W	16-13	at San Diego (OT)	64,436	BRONCOS	546	2632	4.8	60t	11
Dec 4	W	35-32	at Minnesota	62,939	OPPONENTS	488	2021	4.1	47	11
Dec 11	W	13-10	Chicago (OT)	76,487	RECEIVING	No.	Yds.	Avg.	Long	TD
Dec 18	L	23-41	New England	76,556	Decker	44	612	13.9	56t	8
Dec 24	L	14-40	at Buffalo	45,112	D.Thomas	32	551	17.2	47	4
Jan 1	L	3-7	Kansas City	76,005	Lloyd	19	283	14.9	44	0

TEAM STATISTICS		Den	Opp
TOTAL FIRST DOWNS		286	315
Rushing		129	101
Passing		130	182
Penalty		27	32
3RD DOWN: MADE/ATT		66/214	73/218
3rd Down Pct.		30.8	33.5
4TH DOWN: MADE/ATT		3/13	3/9
4th Down Pct.		23.1	33.3
POSSESSION AVG.		28:51	31:09
TOTAL NET YARDS		5066	5725
Avg. Per Game		316.6	357.8
Total Plays		1017	1063
Avg. Per Play		5.0	5.4
NET YARDS RUSHING		2632	2021
Avg. Per Game		164.5	126.3
Total Rushes		546	488
NET YARDS PASSING		2434	3704
Avg. Per Game		152.1	231.5
Sacked/Yards Lost		42/274	41/283
Gross Yards		2708	3987
Att./Completions		429/217	534/333
Completion Pct.		50.6	62.4
Had Intercepted		13	9
PUNTS/AVERAGE		101/47.4	92/47.3
NET PUNTING AVG.		40.2	38.2
PENALTIES/YARDS		101/842	99/845
FUMBLES/BALL LOST		30/17	19/9
TOUCHDOWNS		36	42
Rushing		11	11
Passing		20	24
Returns		5	7

SCORE BY PERIODS	1	2	3	4	OT	PTS
BRONCOS	74	33	75	118	9	309
OPPONENTS	52	154	91	93	0	390

SCORING	TD	Ru	Pa	Ret	PAT	FG	S	PTS
Prater	0	0	0	0	30/30	19/25	0	87
Decker	9	0	8	1	0/0	0/0	0	54
Tebow	6	6	0	0	0/0	0/0	0	40
McGahee	5	4	1	0	0/0	0/0	0	32
D.Thomas	4	0	4	0	0/0	0/0	0	24
Fells	3	0	3	0	0/0	0/0	0	18
Royal	2	0	1	1	0/0	0/0	0	12
Ball	2	1	1	0	0/0	0/0	0	12
Moreno	1	0	1	0	0/0	0/0	0	6
Vaughn	1	0	0	1	0/0	0/0	0	6
Goodman	1	0	0	1	0/0	0/0	0	6
Haggan	1	0	0	1	0/0	0/0	0	6
Willis	1	0	1	0	0/0	0/0	0	6
BRONCOS	36	11	20	5	30/30	19/25	0	309
OPPONENTS	42	11	24	7	40/40	32/39	0	390

2-PT. CONVERSIONS: Tebow 2, McGahee 1, **BRONCOS 3-6, OPPONENTS 0-2**

SACKS: Miller 11.5, Dumervil 9.5, Williams 5.0, McBean 4.0, Dawkins 3.0, Ayers 3.0, Wilhite 2.0, Hunter 1.0, Q.Carter 1.0, **BRONCOS 40.0, OPPONENTS 41.0**

FUM/Lost: Tebow 13/6, McGahee 4/3, Ball 2/2, Orton 2/2, Cosby 2/1, Fells 2/1, Decker 1/1, Moreno 1/1, Goodman 1/0, Lloyd 1/0

PASSING	Att.	Comp.	Yds.	Comp.%	Yds/Att.	TD	TD%	Int	Int%	Long	Sack/Lost	Rating
Tebow	271	126	1729	46.5%	6.4	12	4.4%	6	2.2%	56t	33/225	72.9
Orton	155	91	979	58.7%	6.3	8	5.2%	7	4.5%	52t	9/49	75.7
Colquitt	1	0	0	0.0%	0.0	0	0.0%	0	0.0%	0	0/0	39.6
Decker	1	0	0	0.0%	0.0	0	0.0%	0	0.0%	0	0/0	39.6
D.Thomas	1	0	0	0.0%	0.0	0	0.0%	0	0.0%	0	0/0	39.6
BRONCOS	429	217	2708	50.6%	6.3	20	4.7%	13	3.0%	56t	42/274	73.4
OPPONENTS	534	333	3987	62.4%	7.5	24	4.5%	9	1.7%	84	41/283	93.1

RECEIVING	No.	Yds.	Avg.	Long	TD
Decker	44	612	13.9	56t	8
D.Thomas	32	551	17.2	47	4
Lloyd	19	283	14.9	44	0
Fells	19	256	13.5	32	3
Royal	19	155	8.2	26t	1
Willis	18	267	14.8	42	1
Ball	16	148	9.3	34	1
McGahee	12	51	4.3	12	1
Moreno	11	101	9.2	28t	1
Larsen	9	76	8.4	16	0
Rosario	7	117	16.7	32	0
J.Johnson	7	62	8.9	17	0
Green	3	24	8.0	9	0
J.Thomas	1	5	5.0	5	0
BRONCOS	217	2708	12.5	56t	20
OPPONENTS	333	3987	12.0	84	24

INTERCEPTIONS	No.	Yds.	Avg.	Long	TD
Goodman	2	46	23.0	26t	1
Bailey	2	0	0.0	0	0
Vaughn	1	55	55.0	55t	1
Moore	1	18	18.0	18	0
Haggan	1	16	16.0	16t	1
C.Harris	1	15	15.0	15	0
Wilhite	1	2	2.0	2	0
BRONCOS	9	152	16.9	55t	3
OPPONENTS	13	276	21.2	100t	3

PUNTING	No.	Yds.	Avg.	Net	TB	In20	Long	B
Colquitt	101	4783	47.4	40.2	7	33	66	0
BRONCOS	101	4783	47.4	40.2	7	33	66	0
OPPONENTS	92	4350	47.3	38.2	12	30	77	0

PUNT RETURNS	No.	FC	Yds.	Avg.	Long	TD
Cosby	27	9	269	10.0	30	0
Royal	12	9	194	16.2	85t	1
Decker	6	1	133	22.2	90t	1
Goodman	1	0	0	0.0	0	0
Willis	1	0	0	0.0	0	0
BRONCOS	47	19	596	12.7	90t	2
OPPONENTS	51	27	585	11.5	80t	1

KICKOFF RETURNS	No.	Yds.	Avg.	Long	TD
Cosby	17	457	26.9	63	0
Willis	8	163	20.4	29	0
Vaughn	7	210	30.0	67	0
Royal	3	47	15.7	20	0
Decker	2	50	25.0	34	0
Fells	1	20	20.0	20	0
Ball	1	9	9.0	9	0
BRONCOS	39	956	24.5	67	0
OPPONENTS	20	491	24.6	40	0

FIELD GOALS	1-19	20-29	30-39	40-49	50+
Prater	0/0	5/6	8/8	3/7	3/4
BRONCOS	0/0	5/6	8/8	3/7	3/4
OPPONENTS	0/0	12/12	9/10	6/9	5/8

PRATER: (286.56N.30G)(34G)(/)(27G)(35G)(49N.43N.52G)(39G)(43N.43G)(38G.41N)(37G)(41G.24G.37G)(46G.23G)(288.59G.51G)(26G)(/)(38G)

OPPONENTS: (45G.21G.63G)(45G.37G.23G)(46G)(/)(24G.32G.28G.51G.35G)(38G.36G.43G)(50G)(48G)(32G)(52N.21G.61N.45G)(53G.25G.48N.53N)(40G.25G.39G)(57G)(21G.34G)(45N.31N.28G.25G.29G)(/)

2011 DEFENSIVE STATS

(based on unofficial press box statistics)

	TT	UT	A	S-YDS	I-YDS	PD	FF	FR
1 Williams	90	70	20	5-38	0-0	2	3	1
2 Woodyard	87	60	27	0-0	0-0	2	1	0
3 Mays	74	63	11	0-0	0-0	2	0	0
4 C. Harris	65	56	9	0-0	1-15	6	0	0
5 Miller	64	50	14	11.5-77	0-0	4	2	0
6 Dawkins	51	38	13	3-38	0-0	6	1	0
7 Q. Carter	49	41	8	1-4	0-0	0	0	0
Goodman	49	41	8	0-0	2-46	10	0	1
9 Bunkley	43	33	10	0-0	0-0	0	0	0
M. Thomas	43	29	14	0-0	0-0	1	0	1
11 Dumervil	42	31	11	9.5-63	0-0	1	0	1
12 Bailey	39	35	4	0-0	2-10	1	0	1
Ayers	39	25	14	3-12	0-0	2	1	1
14 McBean	33	19	14	4-10	0-0	0	0	0
15 Moore	31	28	3	0-0	1-18	2	0	1
16 Wilhite	26	23	3	2-18	1-2	2	0	0
17 Haggan	21	12	9	0-0	1-16	1	0	0
18 Hunter	20	16	4	1-6	0-0	1	1	1
19 Vaughn	19	15	4	0-0	1-55	4	0	0
20 Bruton	12	12	0	0-0	0-0	3	0	0
21 Jnrein	7	5	2	0-0	0-0	0	0	0
22 Vickerson	4	2	2	0-0	0-0	0	0	1
Harvey	4	2	2	0-0	0-0	0	0	0
24 TEAM	3	3	0	0-0	0-0	0	0	0
25 McCarthy	2	2	0	0-0	0-0	0	0	0
26 Cosby	1	1	0	0-0	0-0	0	0	0
TOTALS	918	713	205	40-266	9-152	59	10	7

2011 GAMES STARTED

OFFENSE

QB Orton, Kyle	5
QB Tebow, Tim	11
RB McGahee, Willis	14
RB Moreno, Knowshon	2
FB Larsen, Spencer	6
WR Decker, Eric	13
WR Lloyd, Brandon	4
WR Royal, Eddie	8
WR Thomas, Demaryius	5
TE Clark, Chris	6
TE Fells, Daniel	15
TE Green, Virgil	3
TEFB Rosario, Dante	3
T Thomas, Julius	3
C Walton, J.D.	16
T Clady, Ryan	16
T Franklin, Orlando	16
G Beadles, Zane	16
G Kuper, Chris	16

DEFENSE

DE Ayers, Robert	13
DE Dumervil, Elvis	14
DE Hunter, Jason	2
DL McBean, Ryan	3
DT Bunkley, Brodrick	13
DT Thomas, Marcus	11
DT Vickerson, Kevin	4
SLB Haggan, Mario	1
SLB Miller, Von	15
MLB Mays, Joe	12
MLB Williams, D.J.	13
LB Woodyard, Wesley	13
CB Bailey, Champ	13
CB Goodman, André	3
CB Vaughn, Cassius	3
DB Harris, Chris	4
DB Wilhite, Jonathan	2
S Bruton, David	1
S Carter, Quinton	10
S Dawkins, Brian	12
S Moore, Rahim	7

2011 COACHES

John Fox (Head Coach), **Dennis Allen** (Defensive Coordinator), **Mike McCoy** (Offensive Coordinator), **Jeff Rodgers** (Special Teams Coordinator), **Cianey Barone** (Tight Ends), **Keith Burns** (Assistant Special Teams), **Brian Callahan** (Quality Control-Offense), **Adam Gase** (Quarterbacks), **Sam Gimes** (Assistant Secondary), **Justin Lovett** (Strength & Conditioning Assistant), **Dave Magazou** (Offensive Line), **Ron Miles** (Secondary), **Wayne Nummely** (Defensive Line), **Jay Rodgers** (Quality Control-Defense), **Greg Saporita** (Strength & Conditioning Assistant), **Richard Smith** (Linebackers), **Eric Stutesville** (Running Backs), **Tyke Tolbert** (Wide Receivers), **Rich Tutten** (Strength & Conditioning).

2011 LEADERS / RANKINGS

INDIVIDUAL	PLAYER	NO.	AFC RANK	NFL RANK	NFL LEADER	NO.
Points	Prater	87	17	35	Akers (SF)	166
Rushing Yards	McGahee	1,199	4	8	Jones-Drew (JAC)	1,606
Passing Yards	Tebow	1,729	14	31	Brees (NO)	5,476
Passer Rating	Tebow	72.9	14	27	Rodgers (GB)	122.5
Receiving Yards	Decker	612	32	70	Johnson (DET)	1,681
Receptions	Decker	44	42	85	Walker (NE)	122
Interceptions	Bailey/Goodman	2	23	63	Three players	7
Sacks	Miller	11.5	31	9	Allen (MIN)	22.0
OFFENSE	NO.	AFC RANK	NFL RANK	NFL LEADER	NO.	
Points Per Game	19.3	12	25	Green Bay	35.0	
Total Yards Per Game	316.6	11	23	New Orleans	467.1	
Yards Per Play	5.0	11	25	New Orleans	6.7	
Rushing Yards Per Game	164.5	1	1	Denver	164.5	
Net Passing Yards Per Game	152.1	15	31	New Orleans	334.2	
DEFENSE	NO.	AFC RANK	NFL RANK	NFL LEADER	NO.	
Points Per Game	24.4	13	24	Pittsburgh	14.2	
Total Yards Per Game	357.8	12	20	Pittsburgh	271.8	
Yards Per Play	5.4	11	29	Pittsburgh	4.5	
Rushing Yards Per Game	126.3	10	20	San Francisco	77.3	
Net Passing Yards Per Game	231.5	12	18	Pittsburgh	171.9	

2011 KEY AWARDS

Pro Bowl (6): CB Champ Bailey, T Ryan Clady, S Brian Dawkins, OLB Elvis Dumervil, RB Willis McGahee, LB Von Miller.

2011 NFL STANDINGS

AFC EAST

Team	W	L	T	Pct	PF	PA
*yz-New England	13	3	0	.813	513	342
New York Jets	8	8	0	.500	377	363
Miami	6	10	0	.375	329	313
Buffalo	6	10	0	.375	372	434

AFC NORTH

Team	W	L	T	Pct	PF	PA
yz-Baltimore	12	4	0	.750	378	266
x-Pittsburgh	12	4	0	.750	325	227
x-Cincinnati	9	7	0	.563	344	323
Cleveland	4	12	0	.250	218	307

AFC SOUTH

Team	W	L	T	Pct	PF	PA
y-Houston	10	6	0	.625	381	278
Tennessee	9	7	0	.563	325	317
Jacksonville	5	11	0	.313	243	329
Indianapolis	2	14	0	.125	243	430

AFC WEST

Team	W	L	T	Pct	PF	PA
y-Denver	8	8	0	.500	309	390
San Diego	8	8	0	.500	406	377
Oakland	8	8	0	.500	359	433
Kansas City	7	9	0	.438	212	338

NFC EAST

Team	W	L	T	Pct	PF	PA
y-New York Giants	9	7	0	.563	394	400
Philadelphia	8	8	0	.500	396	328
Dallas	8	8	0	.500	369	347
Washington	5	11	0	.313	288	367

NFC NORTH

Team	W	L	T	Pct	PF	PA
*yz-Green Bay	15	1	0	.938	560	359
x-Detroit	10	6	0	.625	474	387
Chicago	8	8	0	.500	353	341
Minnesota	3	13	0	.188	340	449

NFC SOUTH

Team	W	L	T	Pct	PF	PA
y-New Orleans	13	3	0	.813	547	339
x-Atlanta	10	6	0	.625	402	350
Carolina	6	10	0	.375	406	429
Tampa Bay	4	12	0	.250	287	494

NFC WEST

Team	W	L	T	Pct	PF	PA
yz-San Francisco	13	3	0	.813	380	229
Arizona	8	8	0	.500	312	348
Seattle	7	9	0	.438	321	315
St. Louis	2	14	0	.125	193	407

*x - Playoffs; y - Division Title; z - First-round Bye; * - Home-field Advantage*

WILD CARD PLAYOFF GAMES

1/7 - at Houston 31, Cincinnati 10
 1/7 - at New Orleans 45, Detroit 28
 1/8 - New York Giants 24, at Atlanta 2
 1/8 - at Denver 29, Pittsburgh 23 (OT)

DIVISIONAL PLAYOFF GAMES

1/14 - at San Francisco 36, New Orleans 32
 1/14 - at New England 45, Denver 10
 1/15 - at Baltimore 20, Houston 13
 1/15 - New York Giants 37, at Green Bay 20

CONFERENCE CHAMPIONSHIPS

1/22 - at New England 23, Baltimore 20
 1/22 - New York Giants 20, at San Francisco 17

SUPER BOWL XLVI (INDIANAPOLIS)

2/5 - New York Giants 21, New England 17

2010 FINAL STATISTICS (4-12)

Head Coach: Josh McDaniels (12) / Eric Studesville (4) **AFC West:** 4th **Home Stadium:** INVESCO Field at Mile High

Date	W-L	Score	Opponent	Attendance	RUSHING	No.	Yds.	Avg.	Long	TD
Sept 12	L	17-24	at Jacksonville	63,636	Moreno	182	779	4.3	35	5
Sept 19	W	31-14	Seattle	75,130	Tebow	43	227	5.3	40	6
Sept 26	L	13-27	Indianapolis	76,401	Ball	41	158	3.9	19	0
Oct 3	W	26-20	at Tennessee	69,143	Buckhalter	59	147	2.5	13	2
Oct 10	L	17-31	at Baltimore	71,246	Orton	22	98	4.5	14	0
Oct 17	L	20-24	N.Y. Jets	75,982	Maroney	36	74	2.1	13	0
Oct 24	L	14-59	Oakland	75,835	Royal	6	61	10.2	20	0
Oct 31	L	16-24	at San Francisco (London)	83,941	Larsen	3	18	6.0	14	0
Nov 14	W	49-29	Kansas City	75,334	D.Thomas	2	1	0.5	1	0
Nov 22	L	14-35	at San Diego	68,482	Colquitt	1	0	—	0	0
Nov 28	L	33-36	St. Louis	72,736	Brown	2	-1	-0.5	0	0
Dec 5	L	6-10	at Kansas City	67,267	Lloyd	1	-18	-18.0	-18	0
Dec 12	L	13-43	at Arizona	62,223	BRONCOS	398	1544	3.9	40t	13
Dec 19	L	23-39	at Oakland	44,246	OPPONENTS	531	2473	4.7	71t	26
Dec 26	W	24-23	Houston	73,691	RECEIVING	No.	Yds.	Avg.	Long	TD
Jan 2	L	28-33	San Diego	74,155	Lloyd	77	1448	18.8	71	11

TEAM STATISTICS	Den	Opp
TOTAL FIRST DOWNS	309	334
Rushing	81	126
Passing	204	184
Penalty	24	24
3RD DOWN: MADE/ATT	67/207	80/209
3rd Down Pct.	32.4	38.3
4TH DOWN: MADE/ATT	6/19	10/16
4th Down Pct.	31.6	62.5
POSSESSION AVG.	28:09	31:51
TOTAL NET YARDS	5582	6253
Avg. Per Game	348.9	390.8
Total Plays	1018	1056
Avg. Per Play	5.5	5.9
NET YARDS RUSHING	1544	2473
Avg. Per Game	96.5	154.6
Total Rushes	398	531
NET YARDS PASSING	4038	3780
Avg. Per Game	252.4	236.3
Sacked/Yards Lost	40/269	23/156
Gross Yards	4307	3936
Att./Completions	580/334	502/297
Completion Pct.	57.6	59.2
Had Intercepted	12	10
PUNTS/AVERAGE	86/44.6	73/43.4
NET PUNTING AVG.	36.6	37.1
PENALTIES/YARDS	98/944	98/921
FUMBLES/BALL LOST	29/15	22/8
TOUCHDOWNS	40	55
Rushing	13	26
Passing	25	26
Returns	2	3

BRONCOS	OPPONENTS
334	4307
297	3936
12.9	13.3
73t	73t
25	26

INTERCEPTIONS	No.	Yds.	Avg.	Long	TD
Hill	2	67	33.5	36	0
Thompson	2	20	10.0	18	0
Bailey	2	0	—	0	0
Cox	1	15	15.0	15	0
Hunter	1	14	14.0	14	0
Vickerson	1	4	4.0	4	0
Dawkins	1	-2	-2.0	-2	0
BRONCOS	10	118	11.8	36	0
OPPONENTS	12	255	21.3	44	1

PUNTING	No.	Yds.	Avg.	Net	TB	In20	Long	B
Colquitt	86	3835	44.6	36.6	7	19	63	0
BRONCOS	86	3835	44.6	36.6	7	19	63	0
OPPONENTS	73	3169	43.4	37.1	7	27	61	0

PUNT RETURNS	No.	FC	Yds.	Avg.	Long	TD
Royal	25	12	298	11.9	33	0
Thompson	3	2	18	6.0	10	0
Cox	3	1	7	2.3	4	0
BRONCOS	31	15	323	10.4	33	0
OPPONENTS	50	17	550	11	63	0

KICKOFF RETURNS	No.	Yds.	Avg.	Long	TD
Decker	22	556	25.3	51	0
D.Thomas	16	398	24.9	65	0
Cox	9	172	19.1	30	0
Royal	5	107	21.4	33	0
Larsen	3	44	14.7	19	0
Vaughn	2	125	62.5	97t	1
Ball	2	33	16.5	18	0
BRONCOS	59	1435	24.3	97t	1
OPPONENTS	51	1259	24.7	98t	1

FIELD GOALS	1-19	20-29	30-39	40-49	50+
Prater	0/0	3/3	7/7	4/5	2/3
Hauschka	0/0	1/1	3/3	2/3	0/0
BRONCOS	0/0	4/4	10/10	6/8	2/3
OPPONENTS	0/0	3/3	10/11	11/13	5/9

2-PT. CONVERSIONS: BRONCOS 0-1, OPPONENTS 0-2

SACKS: D. Williams 5.5, Haggan 5.0, Hunter 3.0, Dawkins 2.0, Vickerson 2.0, Ayers 1.5, Woodyard 1.0, Bailey 1.0, **BRONCOS 23.0**, **OPPONENTS 40.0**

FUM/Lost: Orton 4/4, Royal 4/2, Moreno 3/2, Thomas 3/2, Buckhalter 1/1, Thompson 3/1, Walton 1/1, Decker 3/1, Cox 1/1

PASSING	Att.	Comp.	Yds.	Comp.%	Yds/Att.	TD	TD%	Int	Int%	Long	Sack/Lost	Rating
Orton	498	293	3653	58.8%	7.3	20	4.0%	9	1.8%	71	34/243	87.5
Tebow	82	41	654	50.0%	8.0	5	6.1%	3	3.7%	50	6/26	82.1
BRONCOS	580	334	4307	57.6%	7.4	25	4.3%	12	2.1%	71	40/269	86.8
OPPONENTS	502	297	3936	59.2%	7.8	26	5.2%	10	2.0%	73t	23/156	93.0

2010 DEFENSIVE STATS

(based on unofficial press box statistics)

	TT	UT	A	S-YDS	I-YDS	PD	FF	FR
1 D Williams	119	94	25	5.5-28.5	0-0	9	1	1
2 Haggan	87	75	12	5-45	0-0	1	2	1
3 Dawkins	66	55	11	2-12	1-2	5	2	0
4 Hill	63	54	9	0-0	2-67	4	1	1
5 Hunter	58	47	11	3-30	1-14	2	1	2
6 Cox	55	54	1	0-0	1-15	14	2	0
7 Jones	51	43	8	0-0	0-0	3	0	0
8 J. Williams	47	31	16	0-0	0-0	1	0	0
9 Bailey	45	41	4	1-9	2-0	13	0	0
10 Vickerson	42	33	9	2-4	1-4	3	1	0
11 Ayers	39	32	7	1.5-6.5	0-0	1	1	0
12 M. Thomas	36	30	6	1-3	0-0	1	0	0
13 Bannan	35	25	10	1-8	0-0	4	1	0
14 Mays	31	26	5	0-0	0-0	1	0	0
15 Woodyard	23	20	3	1-10	0-0	0	0	0
16 Fields	22	14	8	0-0	0-0	0	0	0
17 McBean	18	12	6	0-0	0-0	0	0	1
18 Goodman	17	17	0	0-0	0-0	8	0	0
19 McBath	15	15	0	0-0	0-0	1	0	0
20 Bruton	14	12	2	0-0	0-0	1	0	0
21 Thompson	10	7	3	0-0	2-20	4	0	0
22 Moss	3	2	1	0-0	0-0	0	0	0
TE Vaughn	3	3	0	0-0	0-0	0	0	0
TE McCarthy	2	1	1	0-0	0-0	0	0	0
25 Alexander	1	1	0	0-0	0-0	1	0	0
Royal	1	1	0	0-0	0-0	0	0	0
TOTALS	904	746	158	23-156	10-118	77	12	6

2010 GAMES STARTED

OFFENSE		DEFENSE	
QB Orton, Kyle	13	DL Bannan, Justin	16
QB Tebow, Tim	3	DE McBean, Ryan	4
RB Maroney, Laurence	3	DE Vickerson, Kevin	12
RB Moreno, Knowshon	13	DL Thomas, Marcus	2
FB Larsen, Spencer	5	NT Williams, Jamal	16
WR Gaffney, Jabar	11	ILB Mays, Joe	4
WR Lloyd, Brandon	10	ILB Williams, D.J.	15
WR Royal, Eddie	11	ILB Woodyard, Wesley	3
WR Thomas, Demaryius	2	LB Haggan, Mario	16
TE Graham, Daniel	16	OLB Ayers, Robert	10
TEFB Gronkowski, Dan	4	OLB Hunter, Jason	12
TE Quinn, Richard	4	CB Bailey, Champ	15
C Walton, J.D.	16	CB Cox, Perrish	9
T Clady, Ryan	16	CB Goodman, André	8
T Harris, Ryan	10	DB Jones, Nate	3
G/T Beadles, Zane	14	S Bruton, David	2
G Daniels, Stanley	4	S Dawkins, Brian	11
G/TE Hochstein, Russ	6	S Hill, Renaldo	16
G Kuper, Chris	15	S McBath, Darcel	1

2010 COACHES

Josh McDaniels (Head Coach - First 12 Gms.), **Don Martindale** (Defensive Coordinator), **Mike McCoy** (Offensive Coordinator), **Mike Priefer** (Special Teams Coordinator), **Craig Aulkenman** (Defensive Assistant), **Clancy Barone** (Offensive Line), **Keith Burns** (Assistant Special Teams), **Brian Callahan** (Coaching Assistant), **Ed Donaleil** (Secondary), **Adam Gase** (Wide Receivers), **Bob Ligascheski** (Tight Ends), **Justin Lovett** (Strength & Conditioning Assistant), **Ben McDaniels** (Quarterbacks), **Wayne Nunneley** (Defensive Line), **Roman Phifer** (Assistant Linebackers), **Jay Rodgers** (Coaching Assistant), **Greg Sporta** (Strength & Conditioning Assistant), **Eric Studesville** (Running Backs / Head Coach - Final 4 Gms.), **Mark Thewes** (V.P. of Team Admin./Asst. to Head Coach), **Rich Tuten** (Strength & Conditioning), **Bob Wylie** (Assistant Offensive Line).

2010 LEADERS / RANKINGS

INDIVIDUAL	PLAYER	NO.	AFC RANK	NFL RANK	NFL LEADER	NO.
Points	Prater	76	13	28	Akers (PHI)	143
Rushing Yards	Moreno	779	14	24	Foster (HOU)	1,616
Passing Yards	Orton	3,653	6	10	Rivers (SD)	4,710
Passer Rating	Orton	87.5	9	15	Brady (NE)	111.0
Receiving Yards	Lloyd	1,448	1	1	Lloyd (DEN)	1,448
Receptions	Lloyd	77	7	15†	White (ATL)	115
Interceptions	Bailey/Hill/Thompson	2	24†	58†	Reed (BAL)	8
Sacks	D. Williams	5.5	22†	49†	Ware (DAL)	15.5
OFFENSE	NO.	AFC RANK	NFL RANK	NFL LEADER	NO.	
Points Per Game	21.5	12	19	New England	32.4	
Total Yards Per Game	348.9	8	13	San Diego	395.6	
Yards Per Play	5.5	6	12	San Diego	6.1	
Rushing Yards Per Game	96.5	14	26	Kansas City	164.2	
Net Passing Yards Per Game	252.4	4	7	Indianapolis	288.1	
DEFENSE	NO.	AFC RANK	NFL RANK	NFL LEADER	NO.	
Points Per Game	29.4	16	32	Pittsburgh	14.5	
Total Yards Per Game	390.8	16	32	San Diego	271.6	
Yards Per Play	5.9	14	29	Pittsburgh	4.6	
Rushing Yards Per Game	154.6	15	31	Pittsburgh	62.8	
Net Passing Yards Per Game	236.3	12	25	San Diego	177.8	

2010 KEY AWARDS

Pro Bowl (2): CB Champ Bailey, WR Brandon Lloyd. **AP All-Pro (1):** WR Brandon Lloyd (second team).

2010 NFL STANDINGS

AFC EAST

Team	W	L	T	Pct	PF	PA
*yz-New England	14	2	0	.875	518	313
x-New York Jets	11	5	0	.688	367	304
Miami	7	9	0	.438	273	333
Buffalo	4	12	0	.250	283	425

AFC NORTH

Team	W	L	T	Pct	PF	PA
yz-Pittsburgh	12	4	0	.750	375	232
x-Baltimore	12	4	0	.750	357	270
Cleveland	5	11	0	.313	271	332
Cincinnati	4	12	0	.250	322	395

AFC SOUTH

Team	W	L	T	Pct	PF	PA
y-Indianapolis	10	6	0	.625	435	388
Jacksonville	8	8	0	.500	353	419
Houston	6	10	0	.375	390	427
Tennessee	6	10	0	.375	356	339

AFC WEST

Team	W	L	T	Pct	PF	PA
y-Kansas City	10	6	0	.625	366	326
San Diego	9	7	0	.563	441	322
Oakland	8	8	0	.500	410	371
Denver	4	12	0	.250	344	471

NFC EAST

Team	W	L	T	Pct	PF	PA
y-Philadelphia	10	6	0	.625	439	377
New York Giants	10	6	0	.625	394	347
Dallas	6	10	0	.375	394	436
Washington	6	10	0	.375	302	377

NFC NORTH

Team	W	L	T	Pct	PF	PA
yz-Chicago	11	5	0	.688	334	286
x-Green Bay	10	6	0	.625	388	240
Detroit	6	10	0	.375	362	369
Minnesota	6	10	0	.375	281	348

NFC SOUTH

Team	W	L	T	Pct	PF	PA
*yz-Atlanta	13	3	0	.813	414	288
x-New Orleans	11	5	0	.688	384	307
Tampa Bay	10	6	0	.625	341	317
Carolina	2	14	0	.125	196	408

NFC WEST

Team	W	L	T	Pct	PF	PA
y-Seattle	7	9	0	.438	310	407
St. Louis	7	9	0	.438	289	328
San Francisco	6	10	0	.375	305	346
Arizona	5	11	0	.313	289	434

x - Playoffs; y - Division Title; z - First-round Bye; * - Home-field Advantage

WILD CARD PLAYOFF GAMES

- 1/8 - Seattle 41, at New Orleans 36
- 1/8 - New York Jets 17, at Indianapolis 16
- 1/9 - at Baltimore 30, Kansas City 7
- 1/9 - Green Bay 21, at Philadelphia 16

DIVISIONAL PLAYOFF GAMES

- 1/15 - at Pittsburgh 31, Baltimore 24
- 1/15 - Green Bay 48, at Atlanta 21
- 1/16 - at Chicago 35, Seattle 24
- 1/16 - New York Jets 28, at New England 21

CONFERENCE CHAMPIONSHIPS

- 1/23 - Green Bay 21, at Chicago 14
- 1/23 - at Pittsburgh 24, New York Jets 19

SUPER BOWL XLV (North Texas)

- 2/6 - Green Bay 31, Pittsburgh 25

2009 FINAL STATISTICS (8-8)

Head Coach: Josh McDaniels AFC West: 2nd Home Stadium: INVESCO Field at Mile High

Date	W-L	Score	Opponent	Attendance	RUSHING	No.	Yds.	Avg.	Long	TD
Sept 13	W	12-7	at Cincinnati	62,831	Moreno	247	947	3.8	36	7
Sept 20	W	27-6	Cleveland	73,931	Buckhalter	120	642	5.4	45t	1
Sept 27	W	23-3	at Oakland	45,602	Jordan	25	86	3.4	13	0
Oct 4	W	17-10	Dallas	76,440	Orton	24	71	3.0	13	0
Oct 11	W	20-17	New England (OT)	76,011	Hillis	13	54	4.2	13	1
Oct 19	W	34-23	at San Diego	68,615	Marshall	7	39	5.6	14	0
Nov 1	L	7-30	at Baltimore	71,132	Royal	3	-4	-1.3	-1	0
Nov 9	L	10-28	Pittsburgh	76,716	Simms	3	1	0.3	1	0
Nov 15	L	17-27	at Washington	85,247	BRONCOS	440	1836	4.2	45t	9
Nov 22	L	3-32	San Diego	74,707	OPPONENTS	458	2059	4.5	56t	11
Nov 26	W	26-6	New York Giants	74,896	RECEIVING	No.	Yds.	Avg.	Long	TD
Dec 6	W	44-13	at Kansas City	68,912	Marshall	101	1120	11.1	75t	10
Dec 13	L	16-28	at Indianapolis	67,248	Gaffney	54	732	13.6	49	2
Dec 20	L	19-20	Oakland	74,502	Royal	37	345	9.3	20	0
Dec 27	L	27-30	at Philadelphia	69,144	Scheffler	31	416	13.4	52	2
Jan 3	L	24-44	Kansas City	73,725	Buckhalter	31	240	7.7	30	0
					Graham	28	289	10.3	24	1
					Moreno	28	213	7.6	27	2
					Stokley	19	327	17.2	87t	4
					Lloyd	8	117	14.6	44	0
					Hillis	4	19	4.8	6	0
					Kuper	0	*7	—	7	0
					BRONCOS	341	3825	11.2	87t	21
					OPPONENTS	298	3222	10.8	53	18

TEAM STATISTICS		Den	Opp	*receiving yardage gained by lateral	
TOTAL FIRST DOWNS		306	290		
Rushing		95	99		
Passing		186	167		
Penalty		25	24		
3RD DOWN: MADE/ATT		78/215	81/218		
3rd Down Pct.		36.3	37.2		
4TH DOWN: MADE/ATT		7/18	8/16		
4th Down Pct.		38.9	50.0		
POSSESSION AVG.		30:03	29:57		
TOTAL NET YARDS		5463	5040		
Avg. Per Game		341.4	315.0		
Total Plays		1032	1007		
Avg. Per Play		5.3	5.0		
NET YARDS RUSHING		1836	2059		
Avg. Per Game		114.8	128.7		
Total Rushes		440	458		
NET YARDS PASSING		3627	2981		
Avg. Per Game		226.7	186.3		
Sacked/Yards Lost		34/198	39/241		
Gross Yards		3825	3222		
Att./Completions		558/341	510/298		
Completion Pct.		61.1	58.4		
Had Intercepted		13	17		
PUNTS/AVERAGE		78/43.4	76/46.3		
NET PUNTING AVG.		78/36.7	76/40.0		
PENALTIES/YARDS		93/800	78/726		
FUMBLES/BALL LOST		15/10	30/13		
TOUCHDOWNS		34	34		
Rushing		9	11		
Passing		21	18		
Returns		4	5		

INTERCEPTIONS		No.	Yds.	Avg.	Long	TD
Goodman		5	65	13.0	30	0
Bailey		3	18	6.0	11	0
McBath		2	28	14.0	25	0
Hill		2	18	9.0	18	0
Dawkins		2	0	0.0	0	0
Law		1	37	37.0	37	0
Scheffler		1	5	5.0	5	0
Woodyard		1	0	0.0	0	0
BRONCOS		17	171	10.1	37	0
OPPONENTS		13	237	18.2	60t	3

PUNTING		No.	Yds.	Avg.	Net	TB	In20	Long	B
Berger		51	2142	42.0	37.9	2	13	65	0
Kern TM		27	1245	46.1	34.5	6	9	64	0
BRONCOS		78	3387	43.4	36.7	8	22	65	0
OPPONENTS		76	3520	46.3	40.0	3	27	65	0

PUNT RETURNS		No.	FC	Yds.	Avg.	Long	TD
Royal		30	13	335	11.2	71t	1
A. Smith		10	3	47	4.7	21	0
McKinley		3	0	32	10.7	14	0
Hill		1	0	0	0.0	0	0
Barrett		0	0	5	—	5	0
BRONCOS		44	16	419	9.5	71t	1
OPPONENTS		36	16	363	10.1	77t	1

KICKOFF RETURNS		No.	Yds.	Avg.	Long	TD
Royal		26	621	23.9	93t	1
Buckhalter		8	184	23.0	41	0
McKinley		7	158	22.6	30	0
Hillis		6	134	22.3	24	0
A. Smith		4	75	18.8	23	0
Hochstein		1	6	6.0	6	0
Jordan		1	6	6.0	6	0
Larsen		1	13	13.0	13	0
Polumbus		1	0	0.0	0	0
Quinn		1	19	19.0	19	0
Thomas		1	1	1.0	1	0
BRONCOS		57	1217	21.4	93t	1
OPPONENTS		49	1115	22.8	95t	1

FIELD GOALS		1-19	20-29	30-39	40-49	50+
Prater		0/0	14/14	6/8	8/10	2/3
BRONCOS		0/0	14/14	6/8	8/10	2/3
OPPONENTS		1/1	8/8	7/7	9/10	4/5

2-PT. CONVERSIONS: BRONCOS 0-2, OPPONENTS 0-0

SACKS: Dumervil 17, Holliday 5, Reid 4, Davis 3.5, D. Williams 3.5, Hill 2, Goodman 1, Haggan 1, Peterson 1, L. Smith 1, **BRONCOS 39.0, OPPONENTS 34.0**

FUM/Lost: Moreno 4/4, Orton 4/2, Buckhalter 3/2, Hillis 1/1, Polumbus 1/0, Royal 1/0, Simms 1/1

PRATER: (48G,50G)(23G,39N,38G,37N)(48G,21G,24G) (28G) (48N,24G,41G)(34G,54N,29G)(140G)(24G)(23G) (26G,32G,47G,24G) (44G,38G,37G)(42N,28G)(23G,43G, 51G,21G)(33G,46G)(25G)	
OPPONENTS:	(1)(22G,47G)(48G)(49G)(53G,40N)(20G,44G,50G, 55N) (43G,35G,31G)(1)(30G,35G)(28G,47G,28G,19G) (39G,52G) (22G,47G) (1) (54G,28G)(39G,45G,28G)(20G, 36G,47G)
PASSING	Att. Comp. Yds. Comp.% Yds/Att. TD TD% Int Int% Long Sack/Lost Rating
Orton	541 336 3802 62.1 7.03 21 3.9 12 2.2 87t 29/159 86.8
Simms	17 5 23 29.4 1.35 0 0.0 1 5.9 7 5/39 15.1
BRONCOS	558 341 3825 61.1 6.85 21 3.8 13 2.3 87t 34/198 84.4
OPPONENTS	510 298 3222 58.4 6.32 18 3.5 17 3.3 53 39/241 75.0

2009 DEFENSIVE STATS

(based on unofficial press box statistics)

	TT	UT	A	S-YDS	I-YDS	PD	FF	FR
1 D. Williams	122	100	22	3.5-25	0-0	7	3	2
2 Dawkins	116	95	21	0-0	2-0	10	1	3
3 Davis	90	67	23	3.5-27	0-0	3	0	0
4 Bailey	72	62	10	0-0	3-18	15	1	0
5 Hill	59	44	15	2-8	2-18	6	1	0
6 Haggan	55	45	10	1-10	0-0	1	3	0
7 Dumervil	49	42	7	17-88.5	0-0	4	3	1
8 Goodman	43	39	4	1-7	5-65	17	0	1
9 Peterson	40	26	14	1-13	0-0	0	1	0
10 Fields	37	22	15	0-0	0-0	0	0	0
11 Woodyard	35	25	10	0-0	1-0	2	1	0
12 Holliday	33	24	9	5-32	0-0	0	2	1
13 McBean	25	18	7	0-0	0-0	0	0	0
14 Ayers	18	13	5	0-0	0-0	2	0	1
15 McBeth	15	13	2	0-0	2-28	3	0	0
Thomas	15	9	6	0-0	0-0	0	0	0
17 Reid	14	9	5	4-28.5	0-0	2	1	2
18 J. Williams	12	12	0	0-0	0-0	3	0	0
19 A. Smith	11	7	4	0-0	0-0	3	0	0
20 Law	10	9	1	0-0	1-37	1	0	0
L. Smith	10	9	1	1-2	0-0	1	0	0
22 Bruton	5	4	1	0-0	0-0	1	0	0
23 Team	3	3	0	0-0	0-0	0	0	0
24 Barrett	2	2	0	0-0	0-0	0	0	0
25 Carter	1	1	0	0-0	0-0	1	0	1
Jordan	1	1	0	0-0	0-0	0	0	0
27 Moss	0	0	0	0-0	0-0	1	0	0
Scheffler	0	0	0	0-0	1-5	1	0	0
TOTALS	893	701	192	39-241	17-171	84	17	12

2009 GAMES STARTED

OFFENSE		DEFENSE	
QB Orton, Kyle	15	DE Ayers, Robert	1
QB Simms, Chris	1	DE Holliday, Vonnie	3
RB Buckhalter, Correll	7	DE Peterson, Kenny	14
RB Moreno, Knowshon	9	DE Smith, Le Kevin	2
FB Hillis, Peyton	2	DL McBean, Ryan	14
WR Larsen, Spencer	7	NT Fields, Ronald	16
WR Gaffney, Jabar	7	LB Davis, Andrea	13
WR Lloyd, Brandon	1	LB/Df Dumervil, Elvis	14
WR Marshall, Brandon	13	LB Haggan, Mario	2
WR Royal, Eddie	12	LB Williams, D.J.	16
WR Stokley, Brandon	2	CB Bailey, Champ	1
WR Willis, Matthew	1	CB Carter, Tony	16
TE Gorin, Brandon	1	CB Goodman, André	16
TE Graham, Daniel	14	CB Law, Ty	2
TE Scheffler, Tony	9	S Bruton, David	1
C Wiegmann, Casey	16	S Dawkins, Brian	16
T Clady, Ryan	16	S Hill, Renaldo	15
T Harris, Ryan	8		
T Polumbus, Tyler	8		
G Hamilton, Ben	8		
G/TE Hochstein, Russ	10		
G Kuper, Chris	15		

2009 COACHES

Josh McDaniels (Head Coach), **Mark Thues** (Assistant to Head Coach), **Mike McCoy** (Offensive Coordinator/Quarterbacks), **Mike Nolan** (Defensive Coordinator), **Mike Priefer** (Special Teams Coordinator), **Clancy Barone** (Tight Ends), **Rick Dennison** (Offensive Line), **Ed Donatell** (Secondary), **Adam Gase** (Wide Receivers), **Don Martindale** (Linebackers), **Wayne Nunnelly** (Defensive Line), **Greg Saporita** (Assistant Strength & Conditioning), **Bobby Turner** (Running Backs), **Rich Tuten** (Strength & Conditioning), **Roman Phifer** (Assistant Linebackers), **Keith Burns** (Coaching Assistant), **Ben McDaniels** (Coaching Assistant), **Jay Rodgers** (Coaching Assistant), **Kristi Nichols** (Assistant Coaches Secretary).

2009 LEADERS / RANKINGS

	AFC RANK	NFL RANK	NFL LEADER	NO.		
Points	Prater	122	71	Kaeding (SD)	146	
Rushing Yards	Moreno	997	10	Johnson (TEN)	2,006	
Passing Yards	Orton	3,802	6	Schaub (HOU)	4,770	
Passer Rating	Orton	86.9	7	Brees (NO)	109.6	
Receiving Yards	Marshall	1,120	9	Johnson (HOU)	1,569	
Receptions	Marshall	101	21	3t	Weiker (NE)	123
Interceptions	Goodman	5	5t	12t	Four Players	9
Sacks	Dumervil	17	1	1	Dumervil (DEN)	17
OFFENSE	AFC RANK	NFL RANK	NFL LEADER	NO.		
Points Per Game	20.4	10	20	New Orleans	31.9	
Total Yards Per Game	341.4	8	15	New Orleans	403.8	
Yards Per Play	5.3	9	16	Dallas	6.3	
Rushing Yards Per Game	114.8	11	18	New York Jets	172.3	
Net Passing Yards Per Game	226.7	6	13	Houston	290.9	
DEFENSE	AFC RANK	NFL RANK	NFL LEADER	NO.		
Points Per Game	20.3	71	12t	New York Jets	14.8	
Total Yards Per Game	315.0	5	7	New York Jets	252.3	
Yards Per Play	5.0	4	7	New York Jets	4.2	
Rushing Yards Per Game	128.7	12	26	Green Bay	83.3	
Net Passing Yards Per Game	186.3	3	3	New York Jets	153.7	

2009 KEY AWARDS

Pro Bowl (5): CB Champ Bailey, T Ryan Clady, S Brian Dawkins, LB Elvis Dumervil, WR Brandon Marshall. **AP All-Pro (3):** T Ryan Clady (first team), S Brian Dawkins (second team), LB Elvis Dumervil (first team). **NFL Alumni Pass Rusher of the Year:** LB Elvis Dumervil.

2009 NFL STANDINGS

AFC EAST

Team	W	L	T	Pct	PF	PA
y-New England	10	6	0	.625	427	295
x-New York Jets	9	7	0	.563	348	236
Miami	7	9	0	.438	360	390
Buffalo	6	10	0	.375	258	326

AFC NORTH

Team	W	L	T	Pct	PF	PA
y-Cincinnati	10	6	0	.625	305	291
x-Baltimore	9	7	0	.563	391	261
Pittsburgh	9	7	0	.563	368	324
Cleveland	5	11	0	.313	245	375

AFC SOUTH

Team	W	L	T	Pct	PF	PA
*yz-Indianapolis	14	2	0	.875	416	307
Houston	9	7	0	.563	388	333
Tennessee	8	8	0	.500	354	402
Jacksonville	7	9	0	.438	290	380

AFC WEST

Team	W	L	T	Pct	PF	PA
yz-San Diego	13	3	0	.813	454	320
Denver	8	8	0	.500	326	324
Oakland	5	11	0	.313	197	379
Kansas City	4	12	0	.250	294	424

NFC EAST

Team	W	L	T	Pct	PF	PA
y-Dallas	11	5	0	.688	361	250
x-Philadelphia	11	5	0	.688	429	337
New York Giants	8	8	0	.500	402	427
Washington	4	12	0	.250	266	336

NFC NORTH

Team	W	L	T	Pct	PF	PA
yz-Minnesota	12	4	0	.750	470	312
x-Green Bay	11	5	0	.688	461	297
Chicago	7	9	0	.438	327	375
Detroit	2	14	0	.125	262	494

NFC SOUTH

Team	W	L	T	Pct	PF	PA
*yz-New Orleans	13	3	0	.813	510	341
Atlanta	9	7	0	.563	363	325
Carolina	8	8	0	.500	315	308
Tampa Bay	3	13	0	.188	244	400

NFC WEST

Team	W	L	T	Pct	PF	PA
y-Arizona	10	6	0	.625	375	325
San Francisco	8	8	0	.500	330	291
Seattle	5	11	0	.313	280	390
St. Louis	1	15	0	.063	175	436

x - Playoffs; y - Division Title; z - First-round Bye; * - Home-field Advantage

WILD CARD PLAYOFF GAMES

1/9 - New York Jets 24, at Cincinnati 14
1/9 - at Dallas 34, Philadelphia 14
1/10 - Baltimore 33, at New England 14
1/10 - at Arizona 51, Green Bay 45 (OT)

DIVISIONAL PLAYOFF GAMES

1/16 - at New Orleans 45, Arizona 14
1/16 - at Indianapolis 20, Baltimore 3
1/17 - at Minnesota 34, Dallas 3
1/17 - New York Jets 17, at San Diego 14

CONFERENCE CHAMPIONSHIPS

1/24 - at Indianapolis 30, New York Jets 17
1/24 - at New Orleans 31, Minnesota 28 (OT)

SUPER BOWL XLIV (South Florida)

2/7 - New Orleans 31, Indianapolis 17

2008 FINAL STATISTICS (8-8)

Head Coach: Mike Shanahan **AFC West:** 2nd **Home Stadium:** INVESCO Field at Mile High

Date	W-L	Score	Opponent	Attendance	RUSHING	No.	Yds.	Avg.	Long	TD
Sept 8	W	41-14	at Oakland	62,762	Hillis	68	343	5.0	19	5
Sept 14	W	39-38	San Diego	75,915	Pittman	76	320	4.2	20	4
Sept 21	W	34-32	New Orleans	75,713	Young	61	303	5.0	49	1
Sept 28	L	19-33	at Kansas City	74,623	T. Bell	44	249	5.7	37	2
Oct 5	W	16-13	Tampa Bay	75,480	Cutler	57	200	3.5	18	2
Oct 12	L	17-24	Jacksonville	75,674	Hall	35	144	4.1	16	0
Oct 20	L	7-41	at New England	68,756	Pope	17	130	7.6	24	0
Nov 2	L	17-26	Miami	75,499	Royal	11	109	9.9	71	0
Nov 6	W	34-30	at Cleveland	73,141	Torain	15	69	4.6	19	1
Nov 16	W	24-20	at Atlanta	64,358	Scheffler	1	-1	-1.0	-1	0
Nov 23	L	10-31	Oakland	76,067	Marshall	2	-4	-2.0	7	0
Nov 30	W	34-17	at New York Jets	78,809	BRONCOS	387	1862	4.8	71	15
Dec 7	W	24-17	Kansas City	75,187	OPPONENTS	469	2337	5.0	65	26
Dec 14	L	10-30	at Carolina	73,690	RECEIVING	No.	Yds.	Avg.	Long	TD
Dec 21	L	23-30	Buffalo	74,539	Marshall	104	1265	12.2	47	6
Dec 28	L	21-52	at San Diego	69,131	Royal	91	980	10.8	93	5

TEAM STATISTICS		Den	Opp
TOTAL FIRST DOWNS			
Rushing		354	327
Passing		103	122
Penalty		223	186
		28	19
3RD DOWN: MADE/ATT		95/200	89/202
3rd Down Pct.		47.5	44.1
4TH DOWN: MADE/ATT		4/10	10/18
4th Down Pct.		40.0	55.6
POSSESSION AVG.		28:44	31:16
TOTAL NET YARDS		6333	5993
Avg. Per Game		395.8	374.6
Total Plays		1019	990
Avg. Per Play		6.2	6.1
NET YARDS RUSHING		1862	2337
Avg. Per Game		116.4	146.1
Total Rushes		387	469
NET YARDS PASSING		4471	3656
Avg. Per Game		279.4	228.5
Sacked/Yards Lost		12/74	26/141
Gross Yards		4545	3797
Att./Completions		620/386	495/333
Completion Pct.		62.3	67.3
Had Intercepted		18	6
PUNTS/AVERAGE		46/46.7	52/46.4
NET PUNTING AVG.		46/37.8	52/39.6
PENALTIES/YARDS		77/739	83/738
FUMBLES/BALL LOST		18/12	15/7
TOUCHDOWNS		42	50
Rushing		15	26
Passing		25	20
Returns		2	4

SCORE BY PERIODS	1	2	3	4	OT	PTS
BRONCOS	106	86	70	108	0	370
OPPONENTS	84	145	88	131	0	448

SCORING	TD	Ru	Pa	Ret	PAT	FG	S	PTS
Prater	0	0	0	0	39/40	25/34	0	114
Hillis	6	5	1	0	0	0	0	36
Marshall	6	0	6	0	0	0	0	36
Royal	5	0	5	0	0	0	0	32
Graham	4	0	4	0	0	0	0	24
Pittman	4	4	0	0	0	0	0	24
Scheffler	3	0	3	0	0	0	0	18
Stokley	3	0	3	0	0	0	0	18
Cutler	2	2	0	0	0	0	0	14
T. Bell	2	0	0	0	0	0	0	12
Fox	1	0	0	0	0	0	0	6
D. Jackson	1	0	1	0	0	0	0	6
N. Jackson	1	0	1	0	0	0	0	6
Pope	1	0	1	0	0	0	0	6
Torain	1	1	0	0	0	0	0	6
Webster	1	0	0	1	0	0	0	6
Young	1	1	0	0	0	0	0	6
BRONCOS	42	15	25	2	39/40	25/34	0	370
OPPONENTS	50	26	20	4	48/48	32/35	1	448

2-PT. CONVERSIONS: Cutler, Royal, **BRONCOS 2-2, OPPONENTS 1-2**
SACKS: Dumervil 5, Ekuban 5, Peterson 3, Moss 2.5, D. Williams 2.5, Webster 2, Robertson 1.5, C. Bailey 1, Engelberger 1, Haggan 1, (group) 1, Winborn 0.5, **BRONCOS 26.0, OPPONENTS 12.0**
FUM/Lost: Cutler 5/2, Marshall 4/3, Hall 2/2, Royal 2/1, C. Jackson 1/0, Ramsey 1/1, Scheffler 1/1, Thomas 1/1, Young 1/1

PASSING	Att.	Comp.	Yds.	Comp.%	Yds/Att.	TD	TD%	Int	Int%	Long	Sack/Lost	Rating
Cutler	616	384	4526	62.3	7.35	25	4.1	18	2.9	93	11/69	86.0
Ramsey	3	2	19	66.7	6.33	0	0.0	0	0.0	10	1/5	84.0
Royal	1	0	0	0.0	0.00	0	0.0	0	0.0	—	0/0	39.6
BRONCOS	620	386	4545	62.3	7.33	25	4.0	18	2.9	93	12/74	85.9
OPPONENTS	495	333	3797	67.3	7.67	20	4.0	6	1.2	74	26/141	98.5

RECEIVING	No.	Yds.	Avg.	Long	TD
Marshall	104	1265	12.2	47	6
Royal	91	980	10.8	93	5
Stokley	49	528	10.8	76	3
Scheffler	40	645	16.1	32	3
Graham	32	389	12.2	28	4
Hillis	14	179	12.8	47	1
D. Jackson	12	190	15.8	48	1
N. Jackson	11	84	7.6	19	1
Pittman	10	112	11.2	40	0
T. Bell	10	57	5.7	12	0
Martinez	3	32	10.7	12	0
Hall	3	25	8.3	11	0
Pope	3	24	8.0	16	1
Young	3	16	5.3	8	0
C. Jackson	1	19	19.0	19	0
BRONCOS	386	4545	11.8	93	25
OPPONENTS	333	3797	11.4	74	20

INTERCEPTIONS	No.	Yds.	Avg.	Long	TD
Bly	2	5	2.5	5	0
Barrett	1	34	34.0	34	0
Paymah	1	13	13.0	13	0
Thomas	1	11	11.0	11	0
C. Bailey	1	0	0.0	0	0
BRONCOS	6	63	10.5	34	0
OPPONENTS	18	153	8.5	32	2

PUNTING	No.	Yds.	Net	TB	In20	Long	B
Kern	46	2150	46.7	37.8	4	13	64
BRONCOS	46	2150	46.7	37.8	4	13	64
OPPONENTS	52	2413	46.4	39.6	8	22	71

PUNT RETURNS	No.	FC	Yds.	Avg.	Long	TD
Royal	14	10	140	10.0	36	0
Martinez	5	0	56	11.2	27	0
Haggan	1	0	0	0.0	0	0
BRONCOS	20	10	196	9.8	36	0
OPPONENTS	28	6	330	11.8	89	1

KICKOFF RETURNS	No.	Yds.	Avg.	Long	TD
Royal	23	600	26.1	95	0
Hall	21	469	22.3	28	0
C. Jackson	8	162	20.3	24	0
Young	8	176	22.0	31	0
Hillis	4	65	16.3	25	0
Russell	2	44	22.0	25	0
T. Bell	1	8	8.0	8	0
Engelberger	1	9	9.0	9	0
Martinez	1	0	0.0	0	0
Mustard	1	17	17.0	17	0
Putzier LG	1	0	0.0	0	0
Putzier TM	1	0	0.0	0	0
BRONCOS	71	1550	21.8	95	0
OPPONENTS	63	1554	24.7	103	1

FIELD GOALS	1-19	20-29	30-39	40-49	50+
Prater	0/0	7/8	8/9	5/11	5/6
BRONCOS	0/0	7/8	8/9	5/11	5/6
OPPONENTS	0/0	10/10	10/10	11/13	1/2

PRATER: (26G,43G)(52G)(27G,34G)(28N,56G,51G,22G,33G)
 (55G,40G,27G)(39G)(1)(50G,49N)(38N,35G,30G)(49N,20G)
 (47N,44G,43N)(25G,35G)(33G,48N)(43G,47N)(23G,30G,54N,43G)(1)
OPPONENTS: (1)(34G,21G,28G)(43G,51N,43N)(23G,21G,48N,43G,33G)
 (33G,31G)(48G)(31G,40G)(45G,47G,23G,41G)(24G,52G,33G)
 (46G,36G)(26G)(30G)(26G)(39G,44G,42G)(37G,49G,28G)(28G)

2008 DEFENSIVE STATS

(based on coaches' film review)

	TT	UT	A	S-YDS	I-YDS	PD	FF	FR
1 Winborn	117	84	33	0.5-2.5	0-0	10	0	0
2 D. Williams	83	83	3	2.5-3	0-0	1	0	1
3 Webster	90	71	19	2-9	0-0	5	1	1
4 Manuel	87	68	19	0-0	0-0	7	0	0
5 Bly	77	63	14	0-0	2-5	8	1	0
6 Thomas	57	35	22	0-0	1-11	1	0	0
8 Bailey	56	45	11	1-5	1-0	4	3	0
8 Woodyard	54	47	7	0-0	0-0	4	1	0
9 Engelberger	51	34	17	1-1	0-0	0	1	0
10 Ekuban	49	39	10	5-34	0-0	1	0	1
11 Robertson	45	24	21	1.5-3.5	0-0	0	1	0
12 B. Bailey	44	33	11	0-0	0-0	0	1	1
13 Dumervil	44	30	14	5-35	0-0	0	1	1
14 J. Bell	43	36	7	0-0	0-0	4	0	0
15 Peterson	39	23	16	3-14	0-0	1	1	0
16 McCree	36	28	8	0-0	0-0	2	0	0
17 Paymah	29	26	3	0-0	1-13	4	0	1
18 Moss	29	10	14	2.5-13	0-0	1	0	0
19 Clemons	29	10	14	0-0	0-0	0	0	0
20 Barrett	23	15	8	0-0	1-34	4	0	0
21 Lowry	21	14	7	0-0	0-0	3	0	0
22 Fox	20	13	7	0-0	0-0	0	0	1
23 Haggan	20	16	4	1-1	0-0	0	0	0
24 Larsen	19	13	6	0-0	0-0	1	0	0
25 J. Williams	19	9	10	0-0	0-0	0	0	0
26 Green	6	4	2	0-0	0-0	0	0	0
Rogers	6	4	2	0-0	0-0	0	0	0
28 Shaw	5	3	2	0-0	0-0	0	0	0
29 Crowder	4	2	2	0-0	0-0	0	0	0
30 Koutouvides	2	1	1	0-0	0-0	0	0	0
31 Abdullah	1	1	0	0-0	0-0	0	0	0
Team	1	1	0	1-10	0-0	0	0	0
TOTALS	1203	891	312	26-141	6-63	58	10	7

2008 GAMES STARTED

OFFENSE		DEFENSE	
QB Cutler, Jay	16	DE Dumervil, Elvis	15
RB Bell, Tatum	3	DE Ekuban, Ebenezer	10
RB Pittman, Michael	3	DE Engelberger, John	6
RB Pope, P.J.	1	DT Peterson, Kenny	1
RB Torain, Ryan	1	DT Robertson, Dewayne	15
RB Young, Selvin	5	DT Thomas, Marcus	16
FB/RB Hillis, Peyton	6	LB Bailey, Boss	6
FB Larsen, Spencer	1	LB Larsen, Spencer	3
WR Jackson, Darrell	2	LB Webster, Nate	13
WR Marshall, Brandon	15	LB Williams, D.J.	11
WR Royal, Eddie	15	LB Woodyard, Wesley	6
WR Stokley, Brandon	2	CB Bailey, Ohamp	9
TE Graham, Daniel	16	CB Bly, Dre	6
TE Jackson, Nate	3	CB Paymah, Karl	12
TE Scheffler, Tony	7	S Barrett, Josh	3
C Wiegmann, Casey	16	S Fox, Vernon	3
T Clady, Ryan	16	S Lowry, Calvin	3
T Harris, Ryan	16	S Manuel, Marquand	14
G Hamilton, Ben	16	S McCree, Marlon	7
G Kuper, Chris	16	S Rogers, Roderick	1

2008 COACHES

Mike Shanahan (Head Coach), **Rick Dennison** (Offensive Coordinator/Offensive Line), **Bob Stowiak** (Defensive Coordinator/Defensive Backs), **Scott O'Brien** (Special Teams Coordinator), **Steve Wallace** (Associate Head Coach), **Joe Baker** (Offensive Assistant), **Jeremy Bates** (Quarterbacks), **Ronnie Bradford** (Defensive Backs), **Jacob Burney** (Defensive Line), **Keith Burns** (Special Teams Assistant), **Dwayne Chandler** (Assistant Strength & Conditioning), **Jed Fisch** (Wide Receivers), **Charlie Jackson** (Defensive Assistant), **Bill Johnson** (Defensive Line), **Pat McPherson** (Tight Ends), **Jim Ryan** (Linebackers), **Greg Saporta** (Assistant Strength & Conditioning), **Ryan Stowiak** (Assistant Defensive Backs), **Bobby Turner** (Running Backs), **Rich Tuten** (Strength & Conditioning).

2008 LEADERS / RANKINGS

INDIVIDUAL	PLAYER	NO.	AFC RANK	NFL RANK	NFL LEADER	NO.
Points	Prater	114	6	19	Gostkowski (NE)	148
Rushing Yards	Hillis	343	31	59	Peterson (MIN)	1,760
Passing Yards	Cutler	4,526	1	3	Brees (NO)	5,069
Passer Rating	Cutler	86.0	6	16	Rivers (SD)	105.5
Receiving Yards	Marshall	1,265	2	7	Johnson (HOU)	1,575
Receptions	Marshall	104	3	3	Johnson (HOU)	115
Interceptions	Bly	34	60t	Reed (BAL)	9	
Sacks	Dumervil/Ekuban	5	17t	43t	Ware (DAL)	20.0

OFFENSE	NO.	AFC RANK	NFL RANK	NFL LEADER	NO.
Points Per Game	23.1	7	16	New Orleans	28.9
Total Yards Per Game	395.8	1	2	New Orleans	410.7
Yards Per Play	6.2	1	2	New Orleans	6.3
Rushing Yards Per Game	116.4	7	12	New York Giants	157.4
Net Passing Yards Per Game	279.4	1	3	New Orleans	311.1

DEFENSE	NO.	AFC RANK	NFL RANK	NFL LEADER	NO.
Points Per Game	28.0	16	30	Pittsburgh	13.9
Total Yards Per Game	374.6	15	29	Pittsburgh	237.2
Yards Per Play	6.1	16	30	Pittsburgh	3.9
Rushing Yards Per Game	146.1	13	27	Minnesota	76.9
Net Passing Yards Per Game	228.5	13	26	Pittsburgh	156.9

2008 KEY AWARDS

Pro Bowl (3): QB Jay Cutler, WR Brandon Marshall, C Casey Wiegmann.
AP All-Pro (1): T Ryan Clady (second team).

2008 NFL STANDINGS

AFC EAST	Team	W	L	T	Pct	PF	PA
y-Miami	11	5	0	0	.688	345	317
New England	11	5	0	0	.688	410	309
New York Jets	9	7	0	0	.563	405	356
Buffalo	7	9	0	0	.438	336	342

AFC NORTH	Team	W	L	T	Pct	PF	PA
yz-Pittsburgh	12	4	0	0	.750	347	223
x-Baltimore	11	5	0	0	.688	385	244
Cincinnati	4	11	1	0	.281	204	364
Cleveland	4	12	0	0	.250	232	350

AFC SOUTH	Team	W	L	T	Pct	PF	PA
*yz-Tennessee	13	3	0	0	.813	375	234
x-Indianapolis	12	4	0	0	.750	377	298
Houston	8	8	0	0	.500	366	394
Jacksonville	5	11	0	0	.313	302	367

AFC WEST	Team	W	L	T	Pct	PF	PA
y-San Diego	8	8	0	0	.500	439	347
Denver	8	8	0	0	.500	370	448
Oakland	5	11	0	0	.313	263	388
Kansas City	2	14	0	0	.125	291	440

NFC EAST	Team	W	L	T	Pct	PF	PA
*yz-New York Giants	12	4	0	0	.750	427	294
x-Philadelphia	9	6	1	0	.594	416	289
Dallas	9	7	0	0	.563	362	365
Washington	8	8	0	0	.500	265	296

NFC NORTH	Team	W	L	T	Pct	PF	PA
y-Minnesota	10	6	0	0	.625	379	333
Chicago	9	7	0	0	.563	375	350
Green Bay	6	10	0	0	.375	419	380
Detroit	0	16	0	0	.000	268	517

NFC SOUTH	Team	W	L	T	Pct	PF	PA
yz-Carolina	12	4	0	0	.750	414	329
x-Atlanta	11	5	0	0	.688	391	325
Tampa Bay	9	7	0	0	.563	361	323
New Orleans	8	8	0	0	.500	463	393

NFC WEST	Team	W	L	T	Pct	PF	PA
y-Arizona	9	7	0	0	.563	427	426
San Francisco	7	9	0	0	.438	339	381
Seattle	4	12	0	0	.250	294	392
St. Louis	2	14	0	0	.125	232	465

x - Playoffs; y - Division Title; z - First-round Bye; * - Home-field Advantage

WILD CARD PLAYOFF GAMES

1/3 - at Arizona 30, Atlanta 24
 1/3 - at San Diego 23, Indianapolis 17 (OT)
 1/4 - Baltimore 27, at Miami 9
 1/4 - Philadelphia 26, at Minnesota 14

DIVISIONAL PLAYOFF GAMES

1/10 - Baltimore 13, at Tennessee 10
 1/10 - Arizona 33, at Carolina 13
 1/11 - Philadelphia 23, at New York Giants 11
 1/11 - at Pittsburgh 35, San Diego 24

CONFERENCE CHAMPIONSHIPS

1/18 - at Arizona 32, Philadelphia 25
 1/18 - at Pittsburgh 23, Baltimore 14

SUPER BOWL XLIII (TAMPA, Fla.)

2/1 - Pittsburgh 27, Arizona 23

2007 FINAL STATISTICS (7-9)

Head Coach: Mike Shanahan AFC West: 2nd Home Stadium: INVESCO Field at Mile High

Date	W-L	Score	Opponent	Attendance	RUSHING	No.	Yds.	Avg.	Long	TD
Sept 9	W	15-14	at Buffalo	71,132	Young	140	729	5.2	50	1
Sept 16	W	23-20	Oakland (OT)	76,784	Henry	167	691	4.1	33	4
Sept 23	L	14-23	Jacksonville	76,463	Hall	44	216	4.9	62t	2
Sept 30	L	20-38	at Indianapolis	57,274	Cutler	44	205	4.7	31	1
Oct 7	L	3-41	San Diego	76,879	Sapp	18	59	3.3	12	2
Oct 21	W	31-28	Pittsburgh	77,038	Marshall	5	57	11.4	24	0
Oct 29	L	13-19	Green Bay (OT)	77,160	Ramsey	2	6	3.0	4	0
Nov 4	L	7-44	at Detroit	60,783	Bell	6	3	0.5	3	0
Nov 11	W	27-11	at Kansas City	77,368	Walker	2	-3	-1.5	-1	0
Nov 19	W	34-20	Tennessee	76,590	Stokley	1	-6	-6.0	-6	0
Nov 25	L	34-37	at Chicago (OT)	62,148	Jacobs LG	1	-8	-8.0	-8	0
Dec 2	L	20-34	at Oakland	61,990	BRONCOS	429	1957	4.6	62t	10
Dec 9	W	41-7	Kansas City	75,895	OPPONENTS	501	2282	4.6	74t	14
Dec 13	L	13-31	at Houston	70,747	RECEIVING	No.	Yds.	Avg.	Long	TD
Dec 24	L	3-23	at San Diego	65,477	Marshall	102	1325	13.0	68t	7
Dec 30	W	22-19	Minnesota (OT)	76,084	Scheffler	49	549	11.2	41	5

TEAM STATISTICS		Den	Opp
TOTAL FIRST DOWNS			
Rushing		305	306
Passing		96	119
Penalty		187	168
		22	19
3RD DOWN: MADE/ATT			
		80/198	91/213
3rd Down Pct.		40.4	42.7
4TH DOWN: MADE/ATT			
		7/22	10/13
4th Down Pct.		31.8	76.9
POSSESSION AVG.			
		29.09	30.51
TOTAL NET YARDS			
		5541	5376
Avg. Per Game		346.3	336.0
Total Plays		976	992
Avg. Per Play		5.7	5.4
NET YARDS RUSHING			
		1957	2282
Avg. Per Game		122.3	142.6
Total Rushes		429	501
NET YARDS PASSING			
		3584	3094
Avg. Per Game		224.0	193.4
Sacked/Yards Lost		32/175	33/203
Gross Yards		3759	3297
Att./Completions		515/326	458/279
Completion Pct.		63.3	60.9
Had Intercepted		15	14
PUNTS/AVERAGE			
		60/43.8	60/43.9
NET PUNTING AVG.			
		60/36.3	60/38.7
PENALTIES/YARDS			
		90/610	82/628
FUMBLES/BALL LOST			
		30/14	34/16
TOUCHDOWNS			
Rushing		34	46
Passing		10	14
Returns		21	25
		3	7

SCORE BY PERIODS		1	2	3	4	OT	PTS
BRONCOS		75	89	94	56	6	320
OPPONENTS		68	103	114	115	9	409
SCORING							
TD	Ru	Ret	PAT	FG	S	PTS	
Elam	0	0	0	33/33	27/31	0	114
Marshall	7	0	7	0	0	42	0
Scheffler	5	0	5	0	0	30	0
Stokley	5	0	5	0	0	30	0
Henry	4	4	0	0	0	24	0
Sapp	3	2	1	0	0	18	0
Graham	2	0	2	0	0	12	0
Hall	2	2	0	0	0	12	0
Crowder	1	0	0	1	0	6	0
Cutler	1	0	0	0	0	6	0
Jackson	1	0	1	0	0	6	0
Jacobs LG	1	0	1	0	0	6	0
Martinez	1	0	0	1	0	6	0
Webster	1	0	0	1	0	6	0
Young	1	1	0	0	0	6	0
Prater LG	0	0	0	1/1	1/4	0	4
BRONCOS	34	10	21	3	33/33	27/31	1 320
OPPONENTS	46	14	25	7	42/42	27/33	2 409

2-PT. CONVERSIONS: BRONCOS 0-1, OPPONENTS 3-3

SACKS: Dumervil 12.5, Crowder 4, Mallard LG 3.5, Mallard TM 3.5, McKinley 2.5, Gold 2, (Group) 2, Bly 1, Engelberger 1, Lynch 1, Moss 1, Peterson 1, Williams 1, Winborn 0.5. **BRONCOS 33.0, OPPONENTS 32.0**

FUM/LOST: Cutler 11/4, Henry 3/1, Marshall 3/1, Martinez 3/1, Clark (TM) 2/2, Ramsey 2/1, Young 2/1, Bell 1/1, Hall 1/0, Hixon (TM) 1/1, Scheffler 1/1

PASSING	Att.	Comp.	Yds.	Comp.%	Yds/Att.	TD	TD%	Int	Int%	Long	Sack/Lost	Rating
Cutler	467	297	3497	63.6	7.49	20	4.3	14	3.0	68t	27/153	88.1
Ramsey	48	29	262	60.4	5.46	1	2.1	2	4.1	21	3/13	73.4
Marshall	0	0	0	—	—	0	—	0	—	—	2/9	—
BRONCOS	515	326	3759	63.3	7.30	21	4.1	15	2.9	68t	32/175	86.7
OPPONENTS	458	279	3297	60.9	7.20	25	5.5	14	3.1	82t	33/203	88.3

RECEIVING	No.	Yds.	Avg.	Long	TD
Marshall	102	1325	13.0	68t	7
Scheffler	49	549	11.2	41	5
Stokley	40	635	15.9	58	5
Young	35	231	6.6	24	0
Walker	26	287	11.0	24	0
Graham	24	246	10.3	28	2
Martinez	14	175	12.5	23	0
Sapp	14	51	3.6	16	1
Henry	7	65	9.3	21	0
Mustard	5	62	12.4	15	0
Clark TM	4	23	5.8	7	0
Jacobs LG	3	40	13.3	21t	1
Jackson	3	34	11.3	24	1
Hall	2	69	34.5	65	0
Bell	1	7	7.0	7	0
BRONCOS	326	3759	11.5	68t	21
OPPONENTS	279	3297	11.8	82t	25

INTERCEPTIONS	No.	Yds.	Avg.	Long	TD
Bly	5	71	14.2	37	0
Bailey	3	3	1.0	3	0
Paymah	2	0	0.0	0	0
Dumervil	1	27	27.0	27	0
Gold	1	6	6.0	6	0
Williams	1	0	0.0	0	0
Thomas	1	-2	-2.0	-2	0
BRONCOS	14	105	7.5	37	0
OPPONENTS	15	229	15.3	66t	2

PUNTING	No.	Yds.	Avg.	Net	TB	In20	Long	B
Sauerbrun	47	2200	46.8	36.1	6	14	65	2
Ernster LG	12	434	36.2	35.6	0	3	59	0
Ernster T	5	178	35.6	35.6	0	1	59	0
Paulescu	5	221	44.2	44.0	0	1	51	0
Elam	1	31	31.0	31.0	0	1	31	0
BRONCOS	60	2630	43.8	36.3	6	17	65	2
OPPONENTS	60	2633	43.9	38.7	5	26	63	1

PUNT RETURNS	No.	FC	Yds.	Avg.	Long	TD
Martinez	14	12	157	11.2	80t	1
Hixon TM	7	5	32	4.6	14	0
Bly	2	0	20	10.0	10	0
BRONCOS	23	17	209	9.1	80t	1
OPPONENTS	31	3	334	10.8	75t	2

KICKOFF RETURNS	No.	Yds.	Avg.	Long	TD
Hall	19	475	25.0	34	0
Martinez	15	330	22.0	35	0
Hixon TM	12	274	22.8	35	0
Clark TM	3	70	23.3	26	0
Jacobs LG	3	35	11.7	15	0
Jacobs TM	3	35	11.7	15	0
Young	3	56	18.7	25	0
Sapp	2	30	15.0	22	0
Bly	1	23	23.0	23	0
BRONCOS	58	1293	22.3	35	0
OPPONENTS	62	1424	23.0	88t	1

FIELD GOALS	1-19	20-29	30-39	40-49	50+
Elam	0/0	11/11	6/6	9/12	1/2
Prater LG	0/0	0/1	0/0	1/3	0/0
BRONCOS	0/0	11/11	6/6	9/12	1/2
OPPONENTS	3/3	8/8	8/9	6/7	2/6

ELAM: (21G,48G,50N,43N,42G)(23G,45N,20G,23G)(1)(35G,22G)(30G)(49G)(45G,21G)(48N)(44G,50G)(21G,39G)(23G,22G)(29G,44G)(37G,37G)(41G,47G)(23G)(43G,30G)

OPPONENTS: (45N)(38G,52N)(19G,27G,18G)(22G)(26G,45G)(65N)(19G,26G)(43G,53G,38G)(38G,36G,39G,53N)(56G,37G)(24G,44G,39G)(58N,38G,35N,44G)(1)(41G,40G,23G,29G)(22G)

2007 DEFENSIVE STATS

(based on coaches' film review)

	TT	UT	A	S-YDS	I-YDS	PD	FF	FR
1 Williams	170	121	49	1-14	1-0	4	3	2
2 Webster	100	77	23	0-0	0-0	1	1	1
3 Bailey	81	68	13	0-0	3-3	14	0	0
4 Gold	81	62	19	2-8	1-6	8	1	2
5 Lynch	62	48	14	1-11	0-0	3	0	0
6 Engelberger	59	40	19	1-8	0-0	2	1	0
7 Bly	57	42	15	1-11	5-71	16	0	0
8 Ferguson	57	45	12	0-0	0-0	1	1	0
9 Dumervil	56	43	13	12.5-62.5	1-27	7	4	3
10 Abdullah	48	40	8	0-0	0-0	7	1	1
11 Foxworth	42	32	10	0-0	0-0	4	1	0
12 Thomas	30	17	13	0-0	1-2	1	0	1
13 McKinley	28	16	12	2.5-12.5	0-0	0	0	0
14 Winbrow	24	21	3	0.5-4.5	0-0	3	0	0
15 Crowder	22	18	4	4-39	0-0	0	1	2
16 J. Mallard	20	15	5	3.5-7.5	0-0	1	1	0
17 Adams	17	8	9	0-0	0-0	1	1	0
18 Gordon	16	9	7	0-0	0-0	0	0	0
19 Paymah	15	14	1	0-0	2-0	6	0	0
20 Moss	14	7	7	1-7	0-0	0	1	0
21 Peterson	13	10	3	1-8	0-0	2	0	0
22 Rice	11	6	5	0-0	0-0	2	0	0
23 Shoate	9	7	2	0-0	0-0	0	0	0
24 Burton	8	5	3	0-0	0-0	0	0	0
25 S. Harris	6	2	4	0-0	0-0	0	0	1
26 Cox	4	2	2	0-0	0-0	0	0	1
27 Team	2	2	0	2-10	0-0	0	0	0
TOTALS	1052	777	275	33-203	14-105	83	17	14

2007 GAMES STARTED

OFFENSE	DEFENSE
QB Cutler, Jay	16 DE Crowder, Tim
RB Hall, Andre	1 DE Dumervil, Elvis
RB Henry, Travis	7 DE Engelberger, John
RB Young, Selvin	8 DE Moss, Jarvis
FB Sapp, Cecil	8 DE Rice, Simeon
WR Marshall, Brandon	16 DT Adams, Sam
WR Martinez, Glenn	2 DT Gordon, Amon
WR Stokley, Brandon	9 DT McKinley, Alvin
WR Walker, Javon	5 DT Thomas, Marcus
TE Graham, Daniel	15 LB Gold, Ian
TE Jackson, Nate	1 LB Webster, Nate
TE Mustard, Chad	1 LB Williams, D.J.
TE Scheffler, Tony	2 LB Winbrow, Jamie
C/G Myers, Chris	7 CB Bailey, Champ
C Nalen, Tom	16 CB Bly, Dre
T Lepsis, Matt	5 CB Paymah, Karl
T Pears, Erik	16 DB Foxworth, Domonique
G Holland, Montrae	6 S Abdullah, Hamza
G Kuper, Chris	16 S Ferguson, Nick
	12 S Lynch, John

2007 COACHES

Mike Shanahan (Head Coach), Jim Bates (Asst. Head Coach/Defense), Mike Heimerding (Asst. Head Coach/OBs), Rick Dennison (Offensive Coordinator/OL), Bob Stowik (Defensive Coordinator/DBs), Scott O'Brien (Special Teams Coordinator), Steve Watson (Associate Head Coach), Joe Baker (Linebackers), Jeremy Bates (Wide Receivers/Quarterbacks), Ronnie Bradford (Asst. Def. Backs), Jacob Buremy (Defensive Line), Keith Burns (Spec. Tms. Asst.), Dwayne Chandler (Asst. Strength & Conditioning), Charlie Jackson (Defensive Asst.), Bill Johnson (Defensive Line), Pat McPherson (Tight Ends), Jim Ryan (Offensive Asst.), Greg Saporta (Asst. Strength & Conditioning), Ryan Stowik (Spec. Tms. Asst.), Bobby Turner (Running Backs), Rich Tuten (Strength & Conditioning).

2007 LEADERS / RANKINGS

INDIVIDUAL	PLAYER	NO.	AFC RANK	NFL RANK	NFL LEADER	NO.
Points	Elam	114	9	16	Crosby (GB)	141
Rushing Yards	Young	729	15	27	Tomlinson (SD)	1,474
Passing Yards	Cutler	3,497	5	10	Brady (NE)	4,806
Passer Rating	Cutler	88.1	5	12	Brady (NE)	117.2
Receiving Yards	Marshall	1,325	4	6	Wayne (IND)	1,510
Receptions	Marshall	102	5	5	Houshmandzadeh (CHI/Welker (NE))	112
Interceptions	Bly	5	61	91	Cromartie (SD)	10
Sacks	Dumervil	12.5	31	61	Allen (KC)	15.5

OFFENSE	NO.	AFC RANK	NFL RANK	NFL LEADER	NO.
Points Per Game	20.0	9	21	New England	36.8
Total Yards Per Game	346.3	6	11	New England	411.3
Yards Per Play	5.7	2	4	New England	6.2
Rushing Yards Per Game	122.3	6	9	Minnesota	164.6
Net Passing Yards Per Game	224.0	6	13	New England	295.7

DEFENSE	NO.	AFC RANK	NFL RANK	NFL LEADER	NO.
Points Per Game	25.6	15	28	Indianapolis	16.4
Total Yards Per Game	336.0	10	19	Pittsburgh	266.4
Yards Per Play	5.4	11	22	Tampa Bay	4.6
Rushing Yards Per Game	142.6	14	30	Minnesota	74.1
Net Passing Yards Per Game	193.4	6	7	Tampa Bay	170.5

2007 KEY AWARDS

Pro Bowl (2): CB Champ Bailey, S John Lynch. AP All-Pro (1): CB Champ Bailey (second team).

2007 NFL STANDINGS

AFC EAST	Team	W	L	T	Pct	PF	PA
*yz-New England	16	0	0	0	1.000	589	274
Buffalo	7	9	0	.438	252	354	
New York Jets	4	12	0	.250	268	355	
Miami	1	15	0	.063	267	437	

AFC NORTH	Team	W	L	T	Pct	PF	PA
y-Pittsburgh	10	6	0	.625	393	269	
Cleveland	10	6	0	.625	402	382	
Cincinnati	7	9	0	.438	380	385	
Baltimore	5	11	0	.313	275	384	

AFC SOUTH	Team	W	L	T	Pct	PF	PA
yz-Indianapolis	13	3	0	.813	450	262	
x-Jacksonville	11	5	0	.688	411	314	
x-Tennessee	10	6	0	.625	301	297	
Houston	8	8	0	.500	379	384	

AFC WEST	Team	W	L	T	Pct	PF	PA
y-San Diego	11	5	0	.688	412	284	
Denver	7	9	0	.438	320	409	
Kansas City	4	12	0	.250	226	335	
Oakland	4	12	0	.250	283	398	

NFC EAST	Team	W	L	T	Pct	PF	PA
*yz-Dallas	13	3	0	.813	455	325	
x-New York Giants	10	6	0	.625	373	351	
x-Washington	9	7	0	.563	334	310	
Philadelphia	8	8	0	.500	336	300	

NFC NORTH	Team	W	L	T	Pct	PF	PA
yz-Green Bay	13	3	0	.813	435	291	
Minnesota	8	8	0	.500	365	311	
Detroit	7	9	0	.438	346	444	
Chicago	7	9	0	.438	334	348	

NFC SOUTH	Team	W	L	T	Pct	PF	PA
y-Tampa Bay	9	7	0	.563	334	270	
Carolina	7	9	0	.438	267	347	
New Orleans	7	9	0	.438	379	388	
Atlanta	4	12	0	.250	259	414	

NFC WEST	Team	W	L	T	Pct	PF	PA
y-Seattle	10	6	0	.625	393	291	
Arizona	8	8	0	.500	404	399	
San Francisco	5	11	0	.313	219	364	
St. Louis	3	13	0	.188	263	438	

x - Playoffs; y - Division Title; z - First-round Bye; * - Home-field Advantage

WILD CARD PLAYOFF GAMES

1/5 - at Seattle 35, Washington 14
 1/5 - Jacksonville 31, at Pittsburgh 29
 1/6 - New York Giants 24, at Tampa Bay 14
 1/6 - at San Diego 17, Tennessee 6

DIVISIONAL PLAYOFF GAMES

1/12 - at Green Bay 42, Seattle 20
 1/12 - at New England 31, Jacksonville 20
 1/13 - San Diego 28, at Indianapolis 15
 1/13 - New York Giants 21, at Dallas 17

CONFERENCE CHAMPIONSHIPS

1/20 - at New England 21, San Diego 12
 1/20 - New York Giants 23, at Green Bay 20 (OT)

SUPER BOWL XLII (GLENDALE, ARIZ.)

2/3 - New York Giants 17, New England 14

2006 FINAL STATISTICS (9-7)

Head Coach: Mike Shanahan AFC West: 3rd Home Stadium: INVESCO Field at Mile High

Date	W-L	Score	Opponent	Attendance	RUSHING	No.	Yds.	Avg.	Long	TD
Sept 10	L	10-18	at St. Louis	65,577	T. Bell	233	1025	4.4	51	2
Sept 17	W	9-6	Kansas City (OT)	76,786	M. Bell	157	677	4.3	48	8
Sept 24	W	17-7	at New England	68,756	Walker	9	123	13.7	72	1
Oct 9	W	13-3	Baltimore	76,355	Plummer	36	112	3.1	19	1
Oct 15	W	13-3	Oakland	76,691	Sapp	10	80	8.0	28	0
Oct 22	W	17-7	at Cleveland	73,024	Nash	18	66	3.7	26	0
Oct 29	L	31-34	Indianapolis	76,767	Johnson	5	30	6.0	15	0
Nov 5	W	31-20	at Pittsburgh	64,661	Cutler	12	18	1.5	9	0
Nov 12	W	17-13	at Oakland	62,094	Marshall	2	12	6.0	6	0
Nov 19	L	27-35	San Diego	76,723	Cobbs	3	9	3.0	5	0
Nov 23	L	10-19	at Kansas City	79,484	Scheffler	1	3	3.0	3	0
Dec 3	L	20-23	Seattle	76,146	Elam	1	2	2.0	2	0
Dec 10	L	20-48	at San Diego	67,514	Smith	1	-5	-5.0	-5	0
Dec 17	W	37-20	at Arizona	63,845	BRONCOS	488	2152	4.4	72t	12
Dec 24	W	24-23	Cincinnati	75,759	OPPONENTS	447	1813	4.1	41	13
Dec 31	L	23-26	San Francisco (OT)	75,555						

TEAM STATISTICS		Den	Opp
TOTAL FIRST DOWNS			
Rushing		285	291
Passing		106	97
Penalty		151	183
		28	11
3RD DOWN: MADE/ATT		78/211	81/221
3rd Down Pct.		37.0	36.7
4TH DOWN: MADE/ATT		7/13	5/14
4th Down Pct.		53.8	35.7
POSSESSION AVG.		29:50	30:10
TOTAL NET YARDS		4951	5223
Avg. Per Game		309.4	326.4
Total Plays		973	1020
Avg. Per Play		5.1	5.1
NET YARDS RUSHING		2152	1813
Avg. Per Game		134.5	113.3
Total Rushes		488	447
NET YARDS PASSING		2799	3410
Avg. Per Game		174.9	213.1
Sacked/Yards Lost		31/196	35/202
Gross Yards		2995	3612
Att./Completions		454/256	538/327
Completion Pct.		56.4	60.8
Had Intercepted		18	17
PUNTS/AVERAGE		80/41.7	74/43.8
NET PUNTING AVG.		80/36.6	74/37.9
PENALTIES/YARDS		67/478	97/785
FUMBLES/BALL LOST		29/12	28/13
TOUCHDOWNS		34	29
Rushing		12	13
Passing		20	13
Returns		2	3

SCORE BY PERIODS		1	2	3	4	OT	PTS
BRONCOS		44	110	75	87	3	319
OPPONENTS		47	82	64	109	3	305

SCORING	TD	Ru	Pa	Ret	PAT	FG	S	PTS
Elam	0	0	0	0	34/34	27/29	0	115
Walker	9	1	8	0			0	54
M. Bell	8	8	0	0			0	48
Scheffler	4	0	4	0			0	24
Smith	3	0	3	0			0	18
Alexander	2	0	2	0			0	12
T. Bell	2	2	0	0			0	12
Marshall	2	0	2	0			0	12
Bailey	1	0	0	1			0	6
Johnson	1	0	1	0			0	6
Plummer	1	1	0	0			0	6
Da. Williams	1	0	0	1			0	6
BRONCOS	34	12	20	2	34/34	27/29	0	319
OPPONENTS	29	13	13	3	27/27	34/42	0	305

2-PT. CONVERSIONS: BRONCOS 0-0, OPPONENTS 1-2

SACKS: Dumervil 8.5, Ekuban 7, Lang 6, Chukwurah 4.5, Warren 2.5, M. Myers 2, Veal 1.5, Engelberger 1, D.J. Williams 1, Wilson 1, **BRONCOS 35.0, OPPONENTS 31.0**

PASSING	Att.	Comp.	Yds.	Comp.%	Yds/Att.	TD	TD%	Int	Int%	Long	Sack/Lost	Rating
Plummer	317	175	1994	55.2	6.29	11	3.5	13	4.1	83t	18/111	68.8
Cutler	137	81	1001	59.1	7.31	9	6.6	5	3.6	71t	13/85	88.5
BRONCOS	454	256	2995	56.4	6.60	20	4.4	18	4.0	83t	31/196	74.7
OPPONENTS	538	327	3612	60.8	6.71	13	2.4	17	3.2	63	35/202	75.6

RECEIVING	No.	Yds.	Avg.	Long	TD
Walker	69	1084	15.7	83t	8
Smith	52	512	9.8	20	3
T. Bell	24	115	4.8	16	0
Marshall	20	309	15.5	71t	2
M. Bell	20	158	7.9	24	0
Scheffler	18	286	15.9	29	4
Alexander	18	160	8.9	24	2
Kircus	9	187	20.8	45	0
Sapp	8	34	4.3	9	0
Johnson	7	37	5.3	20	1
Jackson	5	49	9.8	24	0
Nash	4	41	10.3	13	0
Mustard	2	23	11.5	14	0
BRONCOS	256	2995	11.7	83t	20
OPPONENTS	327	3612	11.0	63	13

INTERCEPTIONS	No.	Yds.	Avg.	Long	TD
Bailey	10	162	16.2	70t	1
Da. Williams	4	37	9.3	31t	1
Foxworth	1	45	45.0	45	0
Cox	1	0	0.0	0	0
Ferguson	1	0	0.0	0	0
BRONCOS	17	244	14.4	70t	2
OPPONENTS	18	292	16.2	46	2

PUNTING	No.	Yds.	Avg.	Net	TB	In20	Long	B
Ernster	80	3338	41.7	36.6	7	23	61	0
BRONCOS	80	3338	41.7	36.6	7	23	61	0
OPPONENTS	74	3240	43.8	37.9	7	33	67	0

PUNT RETURNS	No.	FC	Yds.	Avg.	Long	TD
Da. Williams	25	12	206	8.2	34	0
Kircus	6	4	86	14.3	42	0
Smith	1	0	2	2.0	2	0
BRONCOS	32	16	294	9.2	42	0
OPPONENTS	39	16	268	6.9	21	0

KICKOFF RETURNS	No.	Yds.	Avg.	Long	TD
Clark	23	512	22.3	36	0
Morgan	17	423	24.9	64	0
M. Bell	5	97	19.4	22	0
Sapp	4	95	23.8	53	0
Kircus	2	38	19.0	20	0
Cobbs	1	0	0.0	0	0
Johnson	1	14	14.0	14	0
Mustard	1	2	2.0	2	0
Da. Williams	0	6	—	6	0
BRONCOS	54	1187	22.0	64	0
OPPONENTS	55	1480	26.9	60	0

FIELD GOALS	1-19	20-29	30-39	40-49	50+
Elam	0/0	10/10	10/10	6/8	1/1
BRONCOS	0/0	10/10	10/10	6/8	1/1
OPPONENTS	0/0	12/12	8/9	11/14	3/7

ELAM: (49G)(44N,23G,22G,39G)(23G)(43G,44G)(51G,22G)(32G,43N)(49G)(32G)(24G)(42G,38G)(31G)(37G,41G)(34G,33G)(30G,22G,30G)(24G)(22G,21G,22G)

OPPONENTS: (26G,44N,38G,29G,51G,48G,24G)(29G,45G)(37B)(24G)(54N,47G)(42G,30G,48G,37G)(40N,46G,29G)(55G,20G,51N)(24G,34G,29G,21G)(40N,53N,44G,23G,50G)(34G,35G)(49G,50N,38G)(46G)(46G,29G,46G,36G)

2006 DEFENSIVE STATS

(based on coaches' film review)

	TT	UT	A	S-YDS	I-YDS	PD	FF	FR
1 Wilson	113	88	25	1-5	0-0	6	1	0
2 Gold	101	77	24	0-0	0-0	4	1	0
3 Bailey	98	84	14	0-0	10-162	30	0	1
4 Lynch	97	64	33	0-0	0-0	5	2	1
5 Da. Williams	89	79	10	0-0	4-37	16	1	1
6 D.J. Williams	86	69	17	1-8	0-0	3	2	0
7 Myers	80	51	29	2-3	0-0	2	1	2
8 Ekuban	78	61	17	7-45.5	0-0	2	1	0
9 Foxworth	58	47	11	1-4	1-45	12	1	0
10 Engelberger	55	37	18	1-4	0-0	4	2	1
11 Lang	51	32	19	6-34	0-0	2	0	0
Warren	51	32	19	2.5-12	0-0	2	0	0
13 Veal	39	25	14	1.5-14	0-0	2	0	0
14 Ferguson	36	28	8	0-0	1-0	5	1	0
15 Chukwurah	20	11	9	4.5-20	0-0	1	0	0
16 Dumervil	19	15	4	8.5-56.5	0-0	0	2	3
17 Brandon	15	9	6	0-0	0-0	1	1	0
18 Pymah	14	14	0	0-0	0-0	2	0	0
19 Webster	13	7	6	0-0	0-0	0	0	0
20 Cox	11	10	1	0-0	1-0	5	0	1
21 Abdullah	4	3	1	0-0	0-0	0	0	0
22 Burns	2	1	1	0-0	0-0	0	0	0
Peterson	2	1	1	0-0	0-0	0	0	0
24 Burton	1	0	1	0-0	0-0	0	0	0
Green	1	1	0	0-0	0-0	0	0	0
TOTALS	1134	853	281	35-202	17-244	103	17	10

2006 GAMES STARTED

OFFENSE

QB Cutler, Jay	5
QB Plummer, Jake	11
RB Bell, Mike	3
RB Bell, Tatum	13
FB Johnson, Kyle	7
FB Sapp, Cecil	1
WR Marshall, Brandon	1
WR Smith, Rod	16
WR Walker, Javon	16
TE Alexander, Stephen	14
TE Mustard, Chad	4
TE Scheffler, Tony	5
C Nalen, Tom	16
T Foster, George	13
T Lepsis, Matt	6
T Meadows, Adam	3
T Pears, Erik	10
G Carlisle, Cooper	16
G Hamilton, Ben	16

DEFENSE

DE Ekuban, Ebenezer	15
DE Engelberger, John	1
DE Lang, Kenard	16
DT Myers, Michael	16
DT Veal, Demetris	1
DT Warren, Gerard	15
LB Gold, Ian	15
LB Webster, Nate	2
LB Williams, D.J.	15
LB Wilson, Al	15
CB Bailey, Champ	16
CB Williams, Darrent	14
DB Foxworth, Domonique	5
S Cox, Curume	4
S Ferguson, Nick	10
S Lynch, John	16

2006 COACHES

Mike Shanahan (Head Coach), **Mike Heimerdinger** (Asst. Head Coach), **Rick Dennison** (Offensive Coordinator), **Larry Coyer** (Defensive Coordinator), **Jeremy Bates** (Offensive Asst.), **Chip Beck** (Quality Control), **Ronnie Bradford** (Special Teams), **Tim Brewster** (Tight Ends), **Jacob Burney** (Defensive Line/Ends), **Kirk Doll** (Linebackers), **Thomas McGaughey** (Special Teams Asst.), **Pat McPherson** (Quarterbacks), **Andre Patterson** (Defensive Line/Tackles), **Jim Ryan** (Defensive Asst.), **Greg Saporta** (Asst. Strength & Conditioning), **Bob Slowik** (Defensive Backs), **Ryan Slowik** (Defensive Asst.), **Cedric Smith** (Asst. Strength & Conditioning), **Jimmy Spencer** (Asst. Defensive Backs), **Bobby Turner** (Running Backs), **Rich Tuten** (Strength & Conditioning), **Steve Watson** (Wide Receivers).

2006 LEADERS / RANKINGS

INDIVIDUAL	PLAYER	NO.	AFC RANK	NFL RANK	NFL LEADER	NO.
Points	Elam	115	5t	10t	Tomlinson (SD)	186
Rushing Yards	T. Bell	1,025	9	22	Tomlinson (SD)	1,815
Passing Yards	Plummer	1,994	13	27	Brees (NO)	4,418
Passer Rating	Plummer	68.8	13	28	Manning (IND)	101.0
Receiving Yards	Walker	1,084	7	15	C. Johnson (CIN)	1,369
Receptions	Walker	69	14	28t	A. Johnson (HOU)	1103
Interceptions	Bailey	10	1t	1t	Bailey (DEN)/Samuel (NE)	10
Sacks	Dumervil	8.5	15t	22t	Merriman (SD)	17.0

OFFENSE	NO.	AFC RANK	NFL RANK	NFL LEADER	NO.
Points Per Game	19.9	10	17	San Diego	30.8
Total Yards Per Game	309.4	10	21	New Orleans	391.5
Yards Per Play	5.1	9	18	Philadelphia	6.2
Rushing Yards Per Game	134.5	4	8	Atlanta	183.7
Net Passing Yards Per Game	174.9	12	25	New Orleans	281.4

DEFENSE	NO.	AFC RANK	NFL RANK	NFL LEADER	NO.
Points Per Game	19.1	7	8t	Baltimore	12.6
Total Yards Per Game	326.4	8	14	Baltimore	264.1
Yards Per Play	5.1	8	12	Baltimore	4.5
Rushing Yards Per Game	113.3	7	12	Minnesota	61.6
Net Passing Yards Per Game	213.1	13	21	Oakland	150.8

2006 KEY AWARDS

Pro Bowl (3): CB Champ Bailey, S John Lynch, LB Al Wilson. **AP All-Pro (2):** CB Champ Bailey (first team), LB Al Wilson (second team).

2006 NFL STANDINGS

AFC EAST

Team	W	L	T	Pct	PF	PA
y-New England	12	4	0	.750	385	237
x-New York Jets	10	6	0	.625	316	295
Buffalo	7	9	0	.438	300	311
Miami	6	10	0	.375	260	283

AFC NORTH

Team	W	L	T	Pct	PF	PA
yz-Baltimore	13	3	0	.813	353	201
Cincinnati	8	8	0	.500	373	331
Pittsburgh	8	8	0	.500	353	315
Cleveland	4	12	0	.250	238	356

AFC SOUTH

Team	W	L	T	Pct	PF	PA
y-Indianapolis	12	4	0	.750	427	360
Tennessee	8	8	0	.500	324	400
Jacksonville	8	8	0	.500	371	274
Houston	6	10	0	.375	267	366

AFC WEST

Team	W	L	T	Pct	PF	PA
*yz-San Diego	14	2	0	.875	492	303
x-Kansas City	9	7	0	.563	331	315
Denver	9	7	0	.563	319	305
Oakland	2	14	0	.125	168	332

NFC EAST

Team	W	L	T	Pct	PF	PA
y-Philadelphia	10	6	0	.625	398	328
x-Dallas	9	7	0	.563	425	350
x-New York Giants	8	8	0	.500	355	362
Washington	5	11	0	.313	307	376

NFC NORTH

Team	W	L	T	Pct	PF	PA
*yz-Chicago	13	3	0	.813	427	255
Green Bay	8	8	0	.500	301	366
Minnesota	6	10	0	.375	282	327
Detroit	3	13	0	.188	305	398

NFC SOUTH

Team	W	L	T	Pct	PF	PA
yz-New Orleans	10	6	0	.625	413	322
Carolina	8	8	0	.500	270	305
Atlanta	7	9	0	.438	292	328
Tampa Bay	4	12	0	.250	211	353

NFC WEST

Team	W	L	T	Pct	PF	PA
y-Seattle	9	7	0	.563	335	341
St. Louis	8	8	0	.500	367	381
San Francisco	7	9	0	.438	298	412
Arizona	5	11	0	.313	314	389

x - Playoffs; y - Division Title; z - First-round Bye; * - Home-field Advantage

WILD CARD PLAYOFF GAMES

1/6 - at Indianapolis 23, Kansas City 8
 1/6 - at Seattle 21, Dallas 20
 1/7 - at New England 37, New York Jets 16
 1/7 - at Philadelphia 23, New York Giants 20

DIVISIONAL PLAYOFF GAMES

1/13 - Indianapolis 15, at Baltimore 6
 1/13 - at New Orleans 27, Philadelphia 24
 1/14 - at Chicago 27, Seattle 24 (OT)
 1/14 - New England 24, at San Diego 21

CONFERENCE CHAMPIONSHIPS

1/21 - at Chicago 39, New Orleans 14
 1/21 - at Indianapolis 38, New England 34

SUPER BOWL XLI (SOUTH FLORIDA)

2/4 - Indianapolis 29, Chicago 17

2005 FINAL STATISTICS (13-3)

Head Coach: Mike Shanahan AFC West: 1st Home Stadium: INVESCO Field at Mile High

Date	W-L	Score	Opponent	Attendance	RUSHING	No.	Yds.	Avg.	Long	TD
Sept 11	L	10-34	at Miami	72,324	M. Anderson	239	1014	4.2	44t	12
Sept 18	W	20-17	San Diego	75,310	Bell	173	921	5.3	68	8
Sept 26	W	30-10	Kansas City	76,381	Dayne	53	270	5.1	55	1
Oct 2	W	20-7	at Jacksonville	66,045	Plummer	46	151	3.3	22	2
Oct 9	W	21-19	Washington	75,880	Lelie	5	84	16.8	39	0
Oct 16	W	28-20	New England	76,571	Van Pelt	11	48	4.4	11	1
Oct 23	L	23-24	at New York Giants	78,516	Sapp	5	21	4.2	10	0
Oct 30	W	49-21	Philadelphia	76,530	Adams	5	14	2.8	13	0
Nov 13	W	31-17	at Oakland	62,779	Johnson	4	9	2.3	4	1
Nov 20	W	27-0	New York Jets	76,255	Smith	1	7	7.0	7	0
Nov 24	W	24-21	at Dallas (OT)	63,273	BRONCOS	542	2539	4.7	68	25
Dec 4	L	27-31	at Kansas City	78,261	OPPONENTS	344	1363	4.0	61	20
Dec 11	W	12-10	Baltimore	75,651	RECEIVING	No.	Yds.	Avg.	Long	TD
Dec 17	W	28-17	at Buffalo	71,887	Smith	85	1105	13.0	72	6
Dec 24	W	22-3	Oakland	76,212	Lelie	42	770	18.3	56	1
Dec 31	W	23-7	at San Diego	65,513	Putzier	37	481	13.0	32	0

TEAM STATISTICS		Den	Opp
TOTAL FIRST DOWNS		330	295
Rushing	145	82	S. Alexander
Passing	162	183	M. Anderson
Penalty	23	30	Bell
3RD DOWN: MADE/ATT	76/210	76/207	Johnson
3rd Down Pct.	36.2	36.7	Devoe
4TH DOWN: MADE/ATT	14/19	10/19	Dayne
4th Down Pct.	73.7	52.6	Duke
POSSESSION AVG.	32:37	27:23	Watts
TOTAL NET YARDS	5766	5006	Sapp
Avg. Per Game	360.4	312.9	Carswell
Total Plays	1030	985	BRONCOS
Avg. Per Play	5.6	5.1	OPPONENTS
NET YARDS RUSHING	2539	1363	279
Avg. Per Game	158.7	85.2	3373
Total Rushes	542	344	12.1
NET YARDS PASSING	3227	3643	72
Avg. Per Game	201.7	227.7	18
Sacked/Yards Lost	23/146	28/190	91t
Gross Yards	3373	3833	20
Att./Completions	465/279	613/344	3
Completion Pct.	60.0	56.1	0
Had Intercepted	7	20	0
PUNTS/AVERAGE	73/43.2	81/44.9	0
NET PUNTING AVG.	73/38.0	81/38.2	0
PENALTIES/YARDS	97/756	139/989	0
FUMBLES/BALL LOST	19/9	29/16	0
TOUCHDOWNS	46	31	0
Rushing	25	10	0
Passing	18	20	0
Returns	3	1	0

SCORE BY PERIODS		1	2	3	4	OT	PTS
BRONCOS		81	143	83	85	3	395
OPPONENTS		44	61	37	116	0	258

SCORING	TD	Ru	Pa	Ret	PAT	FG	S	PTS
Elam	0	0	0	0	43/44	24/32	0	115
M. Anderson	13	12	1	0			0	78
Bell	8	8	0	0			0	48
Johnson	6	1	5	0			0	36
Smith	6	0	6	0			0	36
Bailey	2	0	0	2			0	12
Carswell	2	0	2	0			0	12
Plummer	2	2	0	0			0	12
S. Alexander	1	0	1	0			0	6
Dayne	1	1	0	0			0	6
Devoe	1	0	1	0			0	6
Duke	1	0	1	0			0	6
Lelie	1	0	1	0			0	6
Van Pelt	1	1	0	0			0	6
Da. Williams	1	0	0	1			0	6
Putzier	0	0	0	0			0	2
Veal	0	0	0	0			1	2
BRONCOS	46	25	18	3	43/44	24/32	1	395
OPPONENTS	31	10	2	1	30/30	14/18	0	258

PUNT RETURNS		No.	FC	Yds.	Avg.	Long	TD
Da. Williams		17	12	148	8.7	52	0
Adams		16	5	133	8.3	32	0
BRONCOS		33	17	281	8.5	52	0
OPPONENTS		36	15	266	7.4	20	0

KICKOFF RETURNS		No.	Yds.	Avg.	Long	TD
Da. Williams		18	431	23.9	36	0
R. Alexander		12	261	21.8	31	0
Adams		10	218	21.8	32	0
Sapp		2	28	14.0	20	0
M. Anderson		1	18	18.0	18	0
Carswell		1	0	0.0	0	0
Engelberger		1	5	5.0	5	0
Johnson		1	8	8.0	8	0
Veal		1	6	6.0	6	0
BRONCOS		47	975	20.7	36	0
OPPONENTS		67	1696	25.3	87	0

FIELD GOALS		1-19	20-29	30-39	40-49	50+
Elam		0/0	9/10	5/5	9/13	1/4
BRONCOS		0/0	9/10	5/5	9/13	1/4
OPPONENTS		0/0	3/3	6/8	4/5	1/2

2-PT. CONVERSIONS: Putzier, **BRONCOS 1-2**, **OPPONENTS 0-1**

SACKS: Ekuban 4.0, Lynch 4.0, Pryce 4.0, Gold 3.0, Warren 3.0, Wilson 3.0, Brown 2.0, Coleman 1.0, M. Myers 1.0, Veal 1.0, Da. Williams 1.0, (group) 1.0, **BRONCOS 28.0**, **OPPONENTS 23.0**

PASSING	Att.	Comp.	Yds.	Comp.%	Yds/Att.	TD	TD%	Int	Int%	Long	Sack/Lost	Rating
Plummer	456	277	3366	60.7	7.38	18	3.9	7	1.5	72	22/135	90.2
Van Pelt	8	2	7	25.0	0.88	0	0.0	0	0.0	5	0/0	39.6
Smith	1	0	0	0.0	0.00	0	0.0	0	0.0	0	1/11	39.6
BRONCOS	465	279	3373	60.0	7.25	18	3.9	7	1.5	72	23/146	88.9
OPPONENTS	613	344	3833	56.1	6.25	20	3.3	20	3.3	91t	28/190	72.2

2005 DEFENSIVE STATS

(based on coaches' film review)

	TT	UT	A	S-YDS	I-YDS	PD	FF	FR
1 Gold	106	81	25	3-17	0-0	5	4	2
2 Wilson	90	72	18	3-12	0-0	9	2	1
3 Ferguson	81	62	19	0-0	5-59	12	2	1
4 Bailey	72	62	10	0-0	8-139	28	2	0
5 Lynch	69	47	22	4-41	2-2	8	4	0
6 D.J. Williams	68	44	24	0-0	0-0	5	1	0
7 Foxworth	66	59	7	0-0	2-23	18	1	1
8 Da. Williams	58	52	6	1-8	2-108	12	1	1
9 Myers	50	28	22	1-10	0-0	2	0	1
10 Warren	42	22	20	3-25	0-0	3	1	0
11 Ekuban	41	28	13	4-21	0-0	2	0	1
Pryce	41	35	6	4-22	0-0	1	1	0
13 Brown	38	30	8	2-14	0-0	1	0	2
14 Veal	33	23	10	1-14	0-0	0	0	1
15 Engelberger	24	17	7	0-0	0-0	0	0	0
16 Brandon	20	13	7	0-0	0-0	3	0	1
17 Walls	16	16	0	0-0	0-0	6	1	0
18 Cox	11	9	2	0-0	1-48	5	0	0
19 Coleman	10	6	4	1-6	0-0	1	0	0
20 Paymah	3	2	1	0-0	0-0	0	0	0
21 Burns	2	0	2	0-0	0-0	0	0	0
Chukwurah	2	1	1	0-0	0-0	0	0	0
Pope	2	2	0	0-0	0-0	0	0	0
24 Team	0	0	0	1-0	0-0	0	0	0
TOTALS	945	711	234	28-190	20-379	121	20	12

2005 GAMES STARTED

OFFENSE		DEFENSE	
QB Plummer, Jake	16	DE Brown, Courtney	13
RB Anderson, Mike	15	DE Ekuban, Ebenezer	4
RB Bell, Tatum	1	DE Pryce, Trevor	16
FB Johnson, Kyle	14	DT Myers, Michael	15
WR Adams, Charlie	2	DT Warren, Gerard	16
WR Lelie, Ashley	13	LB Burns, Keith	1
WR Smith, Rod	16	LB Gold, Ian	16
TE Alexander, Stephen	15	LB Williams, D.J.	14
TE Putzler, Jeb	4	LB Wilson, Al	14
C Nalen, Tom	16	CB Bailey, Champ	15
T Foster, George	16	CB Foxworth, Domonique	7
T Lepsis, Matt	16	CB Walls, Lenny	3
G Carlisle, Cooper	16	CB Williams, Darrent	9
G Hamilton, Ben	16	S Cox, Curume	1
		S Ferguson, Nick	16
		S Lynch, John	16

2005 COACHES

Mike Shanahan (Head Coach), **Gary Kubiak** (Offensive Coordinator), **Larry Coyer** (Defensive Coordinator), **Ronnie Bradford** (Special Teams), **Tim Brewster** (Tight Ends), **Jacob Burney** (Defensive Line/Ends), **Troy Calhoun** (Asst. to Head Coach), **Rick Dennison** (Offensive Line), **Kirk Doll** (Linebackers), **Thomas McGaughey** (Special Teams Asst.), **Pat McPherson** (Quarterbacks), **Andre Patterson** (Defensive Line/Tackles), **Jim Ryan** (Defensive Asst.), **Greg Saporta** (Asst. Strength & Conditioning), **Bob Slowik** (Defensive Backs), **Ryan Slowik** (Defensive Asst.), **Cedric Smith** (Asst. Strength & Conditioning), **Jimmy Spencer** (Asst. Defensive Backs), **Bobby Turner** (Running Backs), **Rich Tulen** (Strength & Conditioning), **Steve Watson** (Wide Receivers).

2005 LEADERS / RANKINGS

INDIVIDUAL	PLAYER	NO.	AFC RANK	NFL RANK	NFL LEADER	NO.
Points	Elam	115	7	12	Alexander (SEA)	168
Rushing Yards	Anderson	1,014	9	16	Alexander (SEA)	1,880
Passing Yards	Plummer	3,366	7	12	Brady (NE)	4,110
Passer Rating	Plummer	90.2	5	7	Manning (IND)	104.1
Receiving Yards	Smith	1,105	4	13	Smith (CAR)	1,563
Receptions	Smith	85	4	9	Smith (CAR)/Fitzgerald (ARI)	103
Interceptions	Bailey	8	3	4t	Law (NYJ)/O'Neal (CIN)	10
Sacks	Three Players	4	40t	78t	Burgess (OAK)	16.0

OFFENSE	NO.	AFC RANK	NFL RANK	NFL LEADER	NO.
Points Per Game	24.7	5	7	Seattle	28.3
Total Yards Per Game	360.4	3	5	Kansas City	387.0
Yards Per Play	5.6	4	5	Kansas City	5.8
Rushing Yards Per Game	158.7	1	2	Atlanta	159.1
Net Passing Yards Per Game	201.7	9	18	Arizona	277.3

DEFENSE	NO.	AFC RANK	NFL RANK	NFL LEADER	NO.
Points Per Game	16.1	2t	3t	Chicago	12.6
Total Yards Per Game	312.9	7	15	Tampa Bay	277.8
Yards Per Play	5.1	8	18	Chicago	4.4
Rushing Yards Per Game	85.2	2	2	San Diego	84.3
Net Passing Yards Per Game	227.7	14	29	Green Bay	167.5

2005 KEY AWARDS

Pro Bowl (4): CB Champ Bailey, S John Lynch, WR Rod Smith, LB Al Wilson. **AP All-Pro (2):** CB Champ Bailey (first team), LB Al Wilson (first team).

2005 NFL STANDINGS

AFC EAST	Team	W	L	T	Pct	PF	PA
y-New England	10	6	0	.625	379	338	
Miami	9	7	0	.563	318	317	
Buffalo	5	11	0	.313	271	367	
New York Jets	4	12	0	.250	240	355	

AFC NORTH	Team	W	L	T	Pct	PF	PA
y-Cincinnati	11	5	0	.688	421	350	
x-Pittsburgh	11	5	0	.688	389	258	
Baltimore	6	10	0	.375	265	299	
Cleveland	6	10	0	.375	232	301	

AFC SOUTH	Team	W	L	T	Pct	PF	PA
*yz-Indianapolis	14	2	0	.875	439	247	
x-Jacksonville	12	4	0	.750	361	269	
Tennessee	4	12	0	.250	299	421	
Houston	2	14	0	.125	260	431	

AFC WEST	Team	W	L	T	Pct	PF	PA
yz-Denver	13	3	0	.813	395	258	
Kansas City	10	6	0	.625	403	325	
San Diego	9	7	0	.563	418	312	
Oakland	4	12	0	.250	290	383	

NFC EAST	Team	W	L	T	Pct	PF	PA
y-New York Giants	11	5	0	.688	422	314	
x-Washington	10	6	0	.625	359	293	
Dallas	9	7	0	.563	325	308	
Philadelphia	6	10	0	.375	310	388	

NFC NORTH	Team	W	L	T	Pct	PF	PA
yz-Chicago	11	5	0	.688	260	202	
Minnesota	9	7	0	.563	306	344	
Detroit	5	11	0	.313	254	345	
Green Bay	4	12	0	.250	298	344	

NFC SOUTH	Team	W	L	T	Pct	PF	PA
y-Tampa Bay	11	5	0	.688	300	274	
x-Carolina	11	5	0	.688	391	259	
Atlanta	8	8	0	.500	351	341	
New Orleans	3	13	0	.188	235	398	

NFC WEST	Team	W	L	T	Pct	PF	PA
*yz-Seattle	13	3	0	.813	452	271	
St. Louis	6	10	0	.375	363	429	
Arizona	5	11	0	.313	311	387	
San Francisco	4	12	0	.250	239	428	

x - Playoffs; y - Division Title; z - First-round Bye; * - Home-field Advantage

WILD CARD PLAYOFF GAMES

1/7 - Washington 17, at Tampa Bay 10
 1/7 - at New England 28, Jacksonville 3
 1/8 - Carolina 23, at New York Giants 0
 1/8 - Pittsburgh 31, at Cincinnati 17

DIVISIONAL PLAYOFF GAMES

1/14 - at Seattle 20, Washington 10
 1/14 - at Denver 27, New England 13
 1/15 - Pittsburgh 21, at Indianapolis 18
 1/15 - Carolina 29, at Chicago 21

CONFERENCE CHAMPIONSHIPS

1/22 - Pittsburgh 34, at Denver 17
 1/22 - at Seattle 34, Carolina 14

SUPER BOWL XL (DETROIT)

2/5 - Pittsburgh 21, Seattle 10

2004 FINAL STATISTICS (10-6)

Head Coach: Mike Shanahan AFC West: 2nd Home Stadium: INVESCO Field at Mile High

Date	W-L	Score	Opponent	Attendance	RUSHING	No.	Yds.	Avg.	Long	TD
Sept 12	W	34-24	Kansas City	75,939	Droughns	275	1240	4.5	511	6
Sept 19	L	6-7	at Jacksonville	69,127	Bell	75	396	5.3	29	3
Sept 26	W	23-13	San Diego	74,533	Griffin	85	311	3.7	471	2
Oct 3	W	16-13	at Tampa Bay	65,341	Plummer	62	202	3.3	22	1
Oct 10	W	20-17	Carolina	75,072	Hearst	20	81	4.1	11	1
Oct 17	W	31-3	at Oakland	62,507	Smith	5	33	6.6	14	0
Oct 25	L	10-23	at Cincinnati	65,806	Watts	5	33	6.6	10	0
Oct 31	L	28-41	Atlanta	75,083	Sapp	4	32	8.0	18	0
Nov 7	W	31-13	Houston	74,292	Lelie	3	5	1.7	8	0
Nov 21	W	34-13	at New Orleans	64,900	BRONCOS	534	2333	4.4	511	13
Nov 28	L	24-25	Oakland	75,936	OPPONENTS	396	1512	3.8	44	16
Dec 5	L	17-20	at San Diego	65,395	RECEIVING	No.	Yds.	Avg.	Long	TD
Dec 12	W	20-17	Miami	75,027	Smith	79	1144	14.5	851	7
Dec 19	L	17-45	at Kansas City	77,702	Lelie	54	1084	20.1	58	7
Dec 25	W	37-16	at Tennessee	68,809	Putzier	36	572	15.9	39	2
Jan 2	W	33-14	Indianapolis	75,149	Droughns	32	241	7.5	23	2

TEAM STATISTICS		Den	Opp
TOTAL FIRST DOWNS			
Rushing	157	235	
Passing	184	130	
Penalty	40	22	
3RD DOWN: MADE/ATT	78/206	65/209	
3rd Down Pct.	37.9	31.1	
4TH DOWN: MADE/ATT	7/14	5/14	
4th Down Pct.	50.0	35.7	
POSSESSION AVG.	32:38	27:23	
TOTAL NET YARDS	6332	4459	
Avg. Per Game	395.8	278.7	
Total Plays	1070	918	
Avg. Per Play	5.9	4.9	
NET YARDS RUSHING	2333	1512	
Avg. Per Game	145.8	94.5	
Total Rushes	534	396	
NET YARDS PASSING	3999	2947	
Avg. Per Game	249.9	184.2	
Sacked/Yards Lost	15/90	38/266	
Gross Yards	4089	3213	
Att./Completions	521/303	484/272	
Completion Pct.	58.2	56.2	
Had Intercepted	20	12	
PUNTS/AVERAGE	70/40.5	95/44.7	
NET PUNTING AVG.	70/34.3	95/38.2	
PENALTIES/YARDS	93/88.0	120/106.2	
FUMBLE/BALL LOST	23/9	24/8	
TOUCHDOWNS	42	35	
Rushing	13	16	
Passing	27	17	
Returns	2	2	

SCORE BY PERIODS	1	2	3	4	OT	PTS
BRONCOS	102	138	50	91	0	381
OPPONENTS	68	121	67	48	0	304

SCORING	TD	Ru	Pa	Ret	PAT	FG	S	PTS
Elam	0	0	0	0	42/42	29/34	0	129
Droughns	8	6	2	0	0	0	0	48
Lelie	7	0	7	0	0	0	0	42
Smith	7	0	7	0	0	0	0	42
Hape	4	0	4	0	0	0	0	24
Bell	3	3	0	0	0	0	0	18
Griffin	3	2	1	0	0	0	0	18
K. Johnson	2	0	2	0	0	0	0	12
Putzier	2	0	2	0	0	0	0	12
Carswell	1	0	1	0	0	0	0	6
Hearst	1	1	0	0	0	0	0	6
E. Johnson	1	0	0	1	0	0	0	6
Plummer	1	1	0	0	0	0	0	6
Watts	1	0	1	0	0	0	0	6
Wilson	1	0	0	1	0	0	0	6
BRONCOS	42	13	27	2	42/42	29/34	0	381
OPPONENTS	35	16	17	2	31/32	21/26	0	304

2-PT. CONVERSIONS: BRONCOS 0-0, OPPONENTS 0-3

SACKS: Hayward 10.5, E. Johnson 3.0, Palepoi LG 3.0, Palepoi TM 3.0, Coleman 2.5, Fatafeh 2.5, Wilson 2.5, Elliss 2.0, K. Kennedy 2.0, Lynch 2.0, Williams 2.0, Chukwurah 1.0, Herndon 1.0, R. Johnson 1.0, Middlebrooks 1.0, Pope 1.0, Spragan 1.0, **BRONCOS 38.0, OPPONENTS 15.0**

PASSING	Att.	Comp.	Yds.	Comp.%	Yds/Att.	TD	TD%	Int	Int%	Long	Sack/Lost	Rating
Plummer	521	303	4089	58.2	7.85	27	5.2	20	3.8	851	15/90	84.5
BRONCOS	521	303	4089	58.2	7.85	27	5.2	20	3.8	851	15/90	84.5
OPPONENTS	484	272	3213	56.2	6.64	17	3.5	12	2.5	711	38/266	78.0

RECEIVING	No.	Yds.	Avg.	Long	TD
Smith	79	1144	14.5	851	7
Lelie	54	1084	20.1	58	7
Putzier	36	572	15.9	39	2
Droughns	32	241	7.5	23	2
Watts	31	385	12.4	28	1
Carswell	22	198	9.0	20	1
Griffin	10	68	6.8	22	1
K. Johnson	9	126	14.0	31	2
Jackson	8	73	9.1	20	0
Hape	8	35	4.4	11	4
Luke	6	52	8.7	12	0
Bell	5	80	16.0	58	0
Hearst	2	20	10.0	15	0
Bailey	1	11	11.0	11	0
BRONCOS	303	4089	13.5	851	27
OPPONENTS	272	3213	11.8	711	17

INTERCEPTIONS	No.	Yds.	Avg.	Long	TD
Bailey	3	0	0.0	0	0
Herndon	2	17	8.5	15	0
Wilson	2	17	8.5	10	1
Hayward	1	76	76.0	76	0
E. Johnson	1	32	32.0	321	1
K. Kennedy	1	21	21.0	21	0
Williams	1	10	10.0	10	0
Lynch	1	2	2.0	2	0
BRONCOS	12	175	14.6	76	2
OPPONENTS	20	344	17.2	97	1

PUNTING	No.	Yds.	Avg.	Net	TB	In20	Long	B
Knorr	54	2243	41.5	34.2	6	12	66	1
Baker LG	24	931	38.8	31.6	1	10	52	0
Baker TM	15	591	39.4	34.4	1	7	48	0
BRONCOS	70	2834	40.5	34.3	7	19	66	1
OPPONENTS	95	4250	44.7	38.2	11	36	65	0

PUNT RETURNS	No.	FC	Yds.	Avg.	Long	TD
Smith	22	8	223	10.1	30	0
Luke	19	8	135	7.1	21	0
Adams	2	1	42	21.0	39	0
BRONCOS	43	17	400	9.3	39	0
OPPONENTS	32	11	295	9.2	50	0

KICKOFF RETURNS	No.	Yds.	Avg.	Long	TD
R. Alexander	19	386	20.3	32	0
Luke	15	306	20.4	32	0
Droughns	14	344	24.6	48	0
Griffin	4	52	13.0	21	0
Sapp	1	34	34.0	34	0
BRONCOS	53	1122	21.2	48	0
OPPONENTS	68	1635	24.0	971	1

FIELD GOALS	1-19	20-29	30-39	40-49	50+
Elam	0/0	10/10	7/8	9/12	3/4
BRONCOS	0/0	10/10	7/8	9/12	3/4
OPPONENTS	0/0	6/6	7/8	3/5	5/7

ELAM: (43G,45G)(44G,22G,51N)(22G,23G,43G)(49G,50G,23G)(32G,33G)(33G)(49N,29G)(52G)(48G,34G)(32G,43B)(43N,31G)(20G,50G)(27G)(22G,34N, 22G,30G)(45G,23G,40G,40G)

OPPONENTS: (58N,50G)(23G,51G)(28G,30G)(53G, 52N)(35G)(53G, 34G,35G)(24G,43G,49N)(37N)(24G,36G)(48N)(23G,23G)(32G)(39G)(44G,43G,50G)

2004 DEFENSIVE STATS

(based on coaches' film review)

	TT	UT	A	S-YDS	I-YDS	PD	FF	FR
1 Williams	114	82	32	2-13	1-10	9	1	0
2 Wilson	109	73	36	2.5-20	2-17	4	2	0
3 Kennedy	90	73	17	2-15	1-21	6	2	1
4 Bailey	84	74	10	0-0	3-0	13	0	0
5 Herndon	77	64	13	1-5	2-17	20	3	1
6 Lynch	76	56	20	2-17	1-2	10	3	0
7 Spragan	65	40	25	1-1	0-0	3	1	1
8 Hayward	60	45	15	10.5-73.5	1-76	5	1	1
9 Coleman	46	29	17	2.5-14.5	0-0	1	1	1
10 Fatafeh	31	20	11	2.5-22	0-0	1	0	1
11 Pope	30	22	8	1-2	0-0	1	0	0
12 Palepoi	25	17	8	3-19	0-0	3	0	0
13 E. Johnson	24	16	8	3-26	1-32	1	0	0
14 Walls	21	18	3	0-0	0-0	2	1	0
15 R. Johnson	18	11	7	1-12	0-0	2	1	0
16 Middlebrooks	17	16	1	1-3	0-0	10	0	1
17 Ferguson	16	15	1	0-0	0-0	1	0	0
18 Ellis	6	6	0	2-11	0-0	0	0	0
R. Alexander	6	5	1	0-0	0-0	0	0	0
20 Chukwurah	4	3	1	1-12	0-0	1	1	0
21 Holland	2	2	0	0-0	0-0	1	0	0
Pryce	2	2	0	0-0	0-0	1	0	0
Pierce	2	0	2	0-0	0-0	0	0	0
TOTALS	925	689	236	38-266	12-175	95	17	7

2004 GAMES STARTED

OFFENSE		DEFENSE	
QB Plummer, Jake	16	DE Coleman, Marco	16
RB Droughns, Reuben	15	DE Hayward, Reggie	15
RB Griffin, Quentin	4	DE Johnson, Raylee	1
FB Johnson, Kyle	3	DE Pryce, Trevor	1
WR Lelie, Ashley	16	DT Fatafeh, Mario	16
WR Smith, Rod	16	DT Pope, Monsanto	15
WR Watts, Darius	2	LB Spragan, Donnie	14
TE Carswell, Dwayne	14	LB Williams, D.J.	14
TE Hape, Patrick	5	LB Wilson, Al	16
TE Puttizer, Jeb	5	CB Alexander, Roc	1
C Nalen, Tom	16	CB Bailey, Champ	16
T Foster, George	16	CB Herndon, Kelly	16
T Lepsis, Matt	16	CB Middlebrooks, Willie	2
G Neil, Dan	12	CB Walls, Lenny	1
G Hamilton, Ben	16	S Ferguson, Nick	1
G Carlisle, Cooper	3	S Kennedy, Kenoy	16
		S Lynch, John	15

2004 COACHES

Mike Shanahan (Head Coach), **Gary Kubiak** (Offensive Coordinator), **Larry Coryer** (Defensive Coordinator), **Ronnie Bradford** (Special Teams), **Jacob Burney** (Defensive Line), **Troy Calhoun** (Offensive Asst./Special Teams), **Rick Dennison** (Offensive Line), **Kirk Doll** (Assistant Defensive Backs), **David Gibbs** (Defensive Backs - through 11/10), **Pat McPherson** (Quarterbacks), **Keith Millard** (Asst. Defensive Line/Pass Rush Specialist), **Brian Pariani** (Tight Ends), **Greg Saporta** (Asst. Strength & Conditioning), **Cedric Smith** (Asst. Strength & Conditioning), **Jimmy Spencer** (Defensive Backs), **Bobby Turner** (Running Backs), **Rich Tulen** (Strength & Conditioning), **Steve Watson** (Wide Receivers).

2004 LEADERS / RANKINGS

INDIVIDUAL	PLAYER	NO.	AFC RANK	NFL RANK	NFL LEADER	NO.
Points	Elam	129	2	2	Vinateri (NE)	141
Rushing Yards	Droughns	1,240	6	9	Martin (NYJ)	1,679
Passing Yards	Plummer	4,089	3	4	Culpepper (MIN)	4,717
Passer Rating	Plummer	84.5	8	15	Manning (IND)	121.1
Receiving Yards	Smith	1,144	7	16	Muhammad (CAR)	1,405
Receptions	Smith	79	9	20†	Mason (TEN)	92
Interceptions	Bailey	3	26†	48†	Reed (BAL)	9
Sacks	Hayward	10.5	3†	13†	Freney (IND)	16.0

OFFENSE	NO.	AFC RANK	NFL RANK	NFL LEADER	NO.
Points Per Game	23.8	6	9	Indianapolis	32.6
Total Yards Per Game	395.8	3	5	Kansas City	418.4
Yards Per Play	5.9	3	5†	Indianapolis	6.7
Rushing Yards Per Game	145.8	3	4	Atlanta	167.0
Net Passing Yards Per Game	249.8	3	6	Indianapolis	288.9

DEFENSE	NO.	AFC RANK	NFL RANK	NFL LEADER	NO.
Points Per Game	18.6	7	10	Pittsburgh	14.6
Total Yards Per Game	278.7	3	4	Pittsburgh	258.4
Yards Per Play	4.9	5	7	Buffalo	4.3
Rushing Yards Per Game	94.5	3	4	Pittsburgh	81.2
Net Passing Yards Per Game	184.2	5	6	Miami	162.0

2004 KEY AWARDS

Pro Bowl (2): CB Champ Bailey, S John Lynch. **AP All-Pro (1):** CB Champ Bailey (first team).

2004 NFL STANDINGS

AFC EAST	Team	W	L	T	Pct	PF	PA
yz-New England	14	2	0	0	.875	437	260
x-New York Jets	10	6	0	0	.625	333	261
Buffalo	9	7	0	0	.563	395	284
Miami	4	12	0	0	.250	275	354

AFC NORTH	Team	W	L	T	Pct	PF	PA
*yz-Pittsburgh	15	1	0	0	.938	372	251
Baltimore	9	7	0	0	.563	317	268
Cincinnati	8	8	0	0	.500	374	372
Cleveland	4	12	0	0	.250	276	390

AFC SOUTH	Team	W	L	T	Pct	PF	PA
y-Indianapolis	12	4	0	0	.750	522	351
Jacksonville	9	7	0	0	.563	261	280
Houston	7	9	0	0	.438	309	339
Tennessee	5	11	0	0	.313	344	439

AFC WEST	Team	W	L	T	Pct	PF	PA
y-San Diego	12	4	0	0	.750	446	313
x-Denver	10	6	0	0	.625	381	304
Kansas City	7	9	0	0	.438	483	435
Oakland	5	11	0	0	.313	320	442

NFC EAST	Team	W	L	T	Pct	PF	PA
*yz-Philadelphia	13	3	0	0	.813	386	260
Dallas	6	10	0	0	.375	293	405
New York Giants	6	10	0	0	.375	303	347
Washington	6	10	0	0	.375	240	265

NFC NORTH	Team	W	L	T	Pct	PF	PA
y-Green Bay	10	6	0	0	.625	424	380
x-Minnesota	8	8	0	0	.500	405	395
Detroit	6	10	0	0	.375	296	350
Chicago	5	11	0	0	.313	231	331

NFC SOUTH	Team	W	L	T	Pct	PF	PA
yz-Atlanta	11	5	0	0	.688	340	337
New Orleans	8	8	0	0	.500	348	405
Carolina	7	9	0	0	.438	355	339
Tampa Bay	5	11	0	0	.313	301	304

NFC WEST	Team	W	L	T	Pct	PF	PA
y-Seattle	9	7	0	0	.563	371	373
x-St. Louis	8	8	0	0	.500	319	392
Arizona	6	10	0	0	.375	284	322
San Francisco	2	14	0	0	.125	259	452

x - Playoffs; y - Division Title; z - First-round Bye; * - Home-field Advantage

WILD CARD PLAYOFF GAMES

1/8 - St. Louis 27, at Seattle 20
 1/8 - New York Jets 20, at San Diego 17
 1/9 - at Indianapolis 49, Denver 24
 1/9 - Minnesota 31, at Green Bay 17

DIVISIONAL PLAYOFF GAMES

1/15 - at Pittsburgh 20, New York Jets 17
 1/15 - at Atlanta 47, St. Louis 17
 1/16 - at Philadelphia 27, Minnesota 14
 1/16 - at New England 20, Indianapolis 3

CONFERENCE CHAMPIONSHIPS

1/23 - at Philadelphia 27, Atlanta 10
 1/23 - New England 41, at Pittsburgh 27

SUPER BOWL XXXIX (JACKSONVILLE, FLA.)

2/6 - New England 24, Philadelphia 21

2003 FINAL STATISTICS (10-6)

Head Coach: Mike Shanahan AFC West: 2nd Home Stadium: INVESCO Field at Mile High

Date	W-L	Score	Opponent	Attendance	RUSHING	No.	Yds.	Avg.	Long	TD
Sept 7	W	30-10	at Cincinnati	63,820	Portis	230	1591	5.5	65	14
Sept 14	W	37-13	at San Diego	65,445	Griffin	94	345	3.7	23	0
Sept 22	W	31-10	Oakland	76,753	Anderson	70	257	3.7	44	3
Sept 28	W	20-16	Detroit	75,719	Plummer	37	205	5.5	40	3
Oct 5	L	23-24	at Kansas City	78,903	Smith	10	98	9.8	26	0
Oct 12	W	17-14	Pittsburgh	75,974	Lelie	8	43	5.4	13	0
Oct 19	L	20-28	at Minnesota	64,381	Sapp	12	31	2.6	5	0
Oct 26	L	6-26	at Baltimore	69,721	Droughns	6	14	2.3	12	0
Nov 3	L	26-30	New England	76,203	Beuerlein	5	13	2.6	7	0
Nov 16	W	37-8	San Diego	75,217	Madise	1	10	10.0	10	0
Nov 23	L	10-19	Chicago	75,540	Jackson	1	9	9.0	9	0
Nov 30	W	22-8	at Oakland	57,201	Cole	2	8	4.0	8	0
Dec 7	W	45-27	Kansas City	76,403	Kanell	6	5	0.8	9	0
Dec 14	W	23-20	Cleveland (OT)	75,358	O'Neal	1	0	0.0	0	0
Dec 21	W	31-17	at Indianapolis	57,149	BRONCOS	543	2629	4.8	65	20
Dec 28	L	3-31	at Green Bay	70,299	OPPONENTS	379	1605	4.2	98	11

TEAM STATISTICS		Den	Opp	RECEIVING		No.	Yds.	Avg.	Long	TD		
TOTAL FIRST DOWNS		334	241	Smith	74	845	11.4	38	3	0		
Rushing		133	77	Sharpe	62	770	12.4	28	8	0		
Passing		162	141	Portis	38	314	8.3	72	0	0		
Penalty		39	23	Lelie	37	628	17.0	60	2	0		
3RD DOWN: MADE/ATT		82/111	61/207	McCaffrey	19	195	10.3	23	0	0		
3rd Down Pct.		38.9	29.5	Anderson	12	53	4.4	18	2	0		
4TH DOWN: MADE/ATT		3/13	12/25	Droughns	9	87	9.7	15	2	0		
4th Down Pct.		23.1	48.0	Griffin	8	61	7.6	24	0	0		
POSSESSION AVG.		33:53	26:07	D. Carswell	6	53	8.8	19	1	0		
TOTAL NET YARDS		5598	4433	Putzier	4	34	8.5	13	0	0		
Avg. Per Game		349.9	277.1	Cole	3	36	12.0	18	0	0		
Total Plays		1047	910	Hape	3	30	10.0	12	0	0		
Avg. Per Play		5.3	4.9	Madise	2	10	5.0	5	0	0		
NET YARDS RUSHING		2629	1605	O'Neal	2	4	2.0	3	0	0		
Avg. Per Game		164.3	100.3	Carlisle	1	6	6.0	6	1	0		
Total Rushes		543	379	BRONCOS	280	3126	11.2	72	19	0		
NET YARDS PASSING		2969	2828	OPPONENTS	265	3049	11.5	66	17	0		
Avg. Per Game		185.6	176.8	INTERCEPTIONS								
Sacked/Yards Lost		25/157	36/221	K. Herndon	3	19	6.3	16	0	0		
Gross Yards		3126	3049	Gold	2	14	7.0	12	1	0		
Att./Completions		479/280	495/265	O'Neal	1	6	6.0	6	0	0		
Completion Pct.		58.5	53.5	Brandon	1	0	0.0	0	0	0		
Had Intercepted		18	9	Kennedy	1	0	0.0	0	0	0		
PUNTS/AVERAGE		70/42.0	85/43.1	Walls	1	0	0.0	0	0	0		
NET PUNTING AVG.		70/32.2	85/35.5	BRONCOS	9	39	4.3	16	1	0		
PENALTIES/YARDS		107/922	137/1031	OPPONENTS	18	319	17.7	41	2	0		
FUMBLES/BALL LOST		24/6	27/11	PUNTING								
TOUCHDOWNS		42	32	No.	Yds.	Avg.	Net	TB	In20	Long	B	
Rushing		20	11	Knorr	68	2937	43.2	32.2	6	14	62	2
Passing		19	17	BRONCOS	70	2937	42.0	32.2	6	14	62	2
Returns		3	4	OPPONENTS	85	3663	43.1	35.5	10	19	64	1

SCORE BY PERIODS		1	2	3	4	OT	PTS
BRONCOS		110	122	74	72	3	381
OPPONENTS		63	87	45	106	0	301

SCORING		TD	Ru	Pa	Ret	PAT	FG	S	PTS
Elam		0	0	0	0	39/39	27/31	0	120
Portis		14	14	0	0			0	86
Sharpe		8	0	8	0			0	48
Anderson		5	3	2	0			0	30
Smith		4	0	3	1			0	24
Plummer		3	3	0	0			0	18
Droughns		2	0	2	0			0	12
Lelie		2	0	2	0			0	12
Carlisle		1	0	1	0			0	6
Carswell		1	0	1	0			0	6
Gold		1	0	0	1			0	6
O'Neal		1	0	0	1			0	6
Knorr		0	0	0	0	2/2	1/1	0	5
TEAM		0	0	0	0	0/0	0/0	1	2
BRONCOS		42	20	19	3	41/41	28/32	1	381
OPPONENTS		32	11	17	4	28/29	25/28	1	301

2-PT. CONVERSIONS: Portis, BRONCOS 1-1, OPPONENTS 2-3

SACKS: Berry 11.5, Hayward 8.5, Pryce 8.5, Fatafahi 2.5, Ferguson 1.0, Kennedy 1.0, Pope 1.0, Wilson 1.0, Team 1.0, BRONCOS 36.0, OPPONENTS 25.0

PASSING		Att.	Comp.	Yds.	Comp. %	Yds/Att.	TD	TD%	Int	Int%	Long	Sack/Lost	Rating
Plummer		302	189	2182	62.6	7.23	15	5.0	7	2.3	60	14/73	91.2
Kanell		103	53	442	51.5	4.29	2	1.9	5	4.9	26	2/24	49.1
Beuerlein		63	33	389	52.4	6.17	2	3.2	5	7.9	38	9/60	49.0
J. Jackson		9	4	41	44.4	4.56	0	0.0	1	11.1	16	0/0	18.5
Knorr		1	0	0	0.0	0.00	0	0.0	0	0.0	0	0/0	39.6
Smith		1	1	72	100.0	72.00	0	0.0	0	0.0	72	0/0	118.8
BRONCOS		479	280	3126	58.5	6.53	19	4.0	18	3.8	72	25/157	75.6
OPPONENTS		495	265	3049	53.5	6.16	17	3.4	9	1.8	66	36/221	76.2

ELAM: (51G,27G,39G)(30G,45G,34G)(20G)(37G,41G)(48G,29G,21G,53N)(47G)(46G,46G)(28G,22G)(44N,43G)(42G,22G,29N)(40N,25G)(47G)(51G,36G,25G)(24G)(31G) **KNORR:** (0)(0)(0)(0)(0)(27G)(0)(0)(0)(0)

OPPONENTS: (26G)(19G,25G)(41G)(53G)(23G)(24G,26G)(45N,25G,39G,22G,29G)(40G,46G,28G)(0)(33G,23G,54G,47G)(46G,48G)(0)(38N,39G,48G)(40G)(33G,40N)

2003 DEFENSIVE STATS

(based on coaches' film review)

	TT	UT	A	S-YDS	Y-YDS	PD	FF	FR
1 Wilson	128	99	29	1-5	0-0	7	0	2
2 K. Herndon	78	65	13	0-0	3-19	14	2	0
3 Spragan	76	56	20	0-0	0-0	6	0	1
4 Ferguson	72	58	14	1-13	0-0	3	2	0
5 Walls	68	58	10	0-0	1-0	20	1	1
6 Kennedy	65	51	14	1-0	1-0	11	1	2
Berry	65	40	25	11.5-5.2	0-0	4	3	1
8 Sykes	64	49	15	0-0	0-0	0	1	0
9 Brandon	57	44	13	0-0	1-0	6	0	0
10 Pryce	51	41	10	8.5-5.8	0-0	0	2	1
11 Mobley	46	32	14	0-0	0-0	3	0	0
12 Hayward	44	32	12	8.5-4.7	0-0	5	2	2
Fatafeh	44	29	15	2.5-14.5	0-0	2	1	0
14 Holland	42	22	20	0-0	0-0	3	0	0
15 Gold	39	34	5	0-0	2-14	6	0	0
16 Pope	26	16	10	1-14	0-0	1	1	0
17 O'Neal	22	19	3	0-0	1-6	2	0	0
18 Davis	19	11	8	0-0	0-0	1	1	0
19 Gardener	15	10	5	0-0	0-0	0	0	0
20 Spencer	11	10	1	0-0	0-0	4	0	0
21 Burns	4	4	0	0-0	0-0	0	0	0
22 Pierce	3	2	1	0-0	0-0	0	0	0
Middlebrooks	3	3	0	0-0	0-0	1	0	0
24 McNeil	1	1	0	0-0	0-0	0	0	0
Young	1	1	0	0-0	0-0	0	0	0
Rutledge	1	0	1	0-0	0-0	0	0	0
27 Team	0	0	0	1-0	0-0	0	0	0
TOTALS	1,045	787	258	36-204	9-39	99	17	10

2003 GAMES STARTED

OFFENSE

QB Beuerlein, Steve	2
QB Jackson, Jarious	1
QB Kanell, Danny	2
QB Plummer, Jake	11
RB Anderson, Mike	5
RB Droughns, Reuben	4
RB Griffin, Quentin	1
RB Portis, Clinton	13
WR Lelle, Ashley	10
WR McCaffrey, Ed	7
WR Smith, Rod	15
TE Carswell, Dwayne	10
TE Sharpe, Shannon	15
C Nalen, Tom	16
T Brockmeyer, Blake	2
T Lepsis, Matt	16
T Salaam, Ephraim	14
G Carlisle, Cooper	2
G Hamilton, Ben	16
G Neil, Dan	14

DEFENSE

DE Berry, Bertrand	16
DE Hayward, Reggie	2
DE Pryce, Trevor	16
DT Fatafeh, Mario	9
DT Gardener, Daryl	12
DT Holland, Darius	2
LB Griffin, Ian	5
LB Gold, Ian	6
LB Mobley, John	7
LB Spragan, Dominic	8
LB Sykes, Jason	8
LB Wilson, Al	16
CB Herndon, Kelly	11
CB O'Neal, Delta	6
CB Spencer, Jimmy	2
CB Walls, Lenny	16
S Brandon, Sam	10
S Ferguson, Nick	10
S Kennedy, Kenoy	12

2003 COACHES

Mike Shanahan (Head Coach), Gary Kubiak (Offensive Coordinator), Larry Coyer (Defensive Coordinator), Ronnie Bradford (Special Teams Asst.), Jacob Burns (Defensive Line), Frank Bush (Special Teams), Troy Calhoun (Defensive Asst.), Rick Dennison (Offensive Line), Alex Gibbs (Asst. Head Coach/Offensive Line), David Gibbs (Secondary), Pat McPherson (Quarterbacks), Keith Millard (Asst. Defensive Line/Pass Rush Specialist), Brian Pariani (Tight Ends), Greg Saporita (Strength & Conditioning), Cedric Smith (Asst. Strength & Conditioning), Jimmy Spencer (Player/Asst. Defensive Backs), Bobby Turner (Running Backs), Rich Tuten (Strength & Conditioning), Steve Watson (Wide Receivers).

2003 LEADERS / RANKINGS

INDIVIDUAL	PLAYER	NO.	AFK RANK	NFL RANK	NFL LEADER	NO.
Points	Elam	120	5	71	Wilkins (STL)	163
Rushing Yards	Portis	1,591	3	5	Lewis (BAL)	2,066
Passing Yards	Plummer	2,182	9	26	Manning (IND)	4,047
Passer Rating	Plummer	91.2	4	5	McNair (TEN)	100.4
Receiving Yards	Smith	845	13	25	Holt (STL)	1696
Receptions	Smith	74	71	161	Holt (STL)	117
Interceptions	Herndon	3	191	401	Parrish (SF)/Russell (MIN)	9
Sacks	Berry	11.5	51	91	Strahan (WV)	18

OFFENSE	NO.	AFK RANK	NFL RANK	NFL LEADER	NO.
Points Per Game	23.8	5	10	Kansas City	30.3
Total Yards Per Game	349.9	3	7	Minnesota	393.4
Yards Per Play	5.5	4	8	Minnesota	6.2
Rushing Yards Per Game	164.3	2	2	Baltimore	166.8
Net Passing Yards Per Game	185.6	10	22	Indianapolis	261.2

DEFENSE	NO.	AFK RANK	NFL RANK	NFL LEADER	NO.
Points Per Game	18.8	6	9	New England	14.9
Total Yards Per Game	277.1	3	4	Dallas	253.5
Yards Per Play	5.1	6	9	Baltimore	4.4
Rushing Yards Per Game	100.3	6	7	Tennessee	80.9
Passing Yards Per Game	176.8	4	6	Dallas	164.4

2003 KEY AWARDS

Pro Bowl (3): C Tom Nalen, RB Clinton Portis, LB Al Wilson. AP All-Pro (1): C Tom Nalen (first team). NFL Alumni Offensive Lineman of the Year: C Tom Nalen.

2003 NFL STANDINGS

AFCEAST

Team	W	L	T	Pct	PF	PA
*yz-New England	14	2	0	.875	348	238
Miami	10	6	0	.625	311	261
Buffalo	6	10	0	.375	243	279
New York Jets	6	10	0	.375	283	299

AFCNORTH

Team	W	L	T	Pct	PF	PA
y-Baltimore	10	6	0	.625	391	281
Cincinnati	8	8	0	.500	346	384
Pittsburgh	6	10	0	.375	300	327
Cleveland	5	11	0	.313	254	322

AFCSOUTH

Team	W	L	T	Pct	PF	PA
y-Indianapolis	12	4	0	.750	447	336
x-Tennessee	12	4	0	.750	435	324
Houston	5	11	0	.313	255	380
Jacksonville	5	11	0	.313	276	331

AFCEAST

Team	W	L	T	Pct	PF	PA
yz-Kansas City	13	3	0	.813	484	332
x-Denver	10	6	0	.625	381	301
Oakland	4	12	0	.250	270	379
San Diego	4	12	0	.250	313	441

NFC EAST

Team	W	L	T	Pct	PF	PA
*yz-Philadelphia	12	4	0	.750	374	287
x-Dallas	10	6	0	.625	289	260
Washington	5	11	0	.313	287	372
New York Giants	4	12	0	.250	243	387

NFC NORTH

Team	W	L	T	Pct	PF	PA
y-Green Bay	10	6	0	.625	442	307
Minnesota	9	7	0	.563	416	353
Chicago	7	9	0	.438	283	346
Detroit	5	11	0	.313	270	379

NFC SOUTH

Team	W	L	T	Pct	PF	PA
y-Carolina	11	5	0	.688	325	304
New Orleans	8	8	0	.500	340	326
Tampa Bay	7	9	0	.438	301	264
Atlanta	5	11	0	.313	299	422

NFC WEST

Team	W	L	T	Pct	PF	PA
yz-St. Louis	12	4	0	.750	447	328
x-Seattle	10	6	0	.625	404	327
San Francisco	7	9	0	.438	384	337
Arizona	4	12	0	.250	225	452

x - Playoffs; y - Division Title; z - First-round Bye; * - Home-field Advantage

WILD CARD PLAYOFF GAMES

1/3 - Tennessee 20, Baltimore 17
 1/3 - Carolina 29, Dallas 10
 1/4 - Green Bay 33, Seattle 27 (OT)
 1/4 - Indianapolis 41, Denver 10

DIVISIONAL PLAYOFF GAMES

1/10 - Carolina 29, St. Louis 23 (2 OT)
 1/10 - New England 17, Tennessee 14
 1/11 - Indianapolis 38, Kansas City 31
 1/11 - Philadelphia 20, Green Bay 17 (OT)

CONFERENCE CHAMPIONSHIPS

1/18 - Carolina 14, Philadelphia 3
 1/18 - New England 24, Indianapolis 14

SUPER BOWL XXXVIII (HOUSTON)

2/1 - New England 32, Carolina 29

2002 FINAL STATISTICS (9-7)

Head Coach: Mike Shanahan AFC West: 2nd Home Stadium: INVESCO Field at Mile High

Date	W-L	Score	Opponent	Attendance	RUSHING	No.	Yds.	Avg.	Long	TD
Sept 8	W	23-16	St. Louis	75,710	Portis	273	1508	5.5	59	15
Sept 15	W	24-14	at San Francisco	67,685	Anderson	84	386	4.6	32	2
Sept 22	W	28-23	Buffalo	75,359	Gary	37	147	4.0	26	1
Sept 30	L	23-34	at Baltimore	69,538	Griese	37	107	2.9	13	1
Oct 6	W	26-9	San Diego	75,065	Lelie	4	40	10.0	24	0
Oct 13	L	22-24	Miami	75,941	Montgomery	4	27	6.8	28	0
Oct 20	W	37-34	at Kansas City (OT)	78,446	McCaffrey	2	22	11.0	17	0
Oct 27	W	24-16	at New England	68,436	Droughns	4	11	2.8	9	1
Nov 11	L	10-34	Oakland	76,643	Beuerlein	5	9	1.8	8	1
Nov 17	W	31-9	at Seattle	65,495	R. Smith	6	9	1.5	9	0
Nov 24	L	20-23	Indianapolis (OT)	75,075	Rouen TM	1	0	0.0	0	0
Dec 1	L	27-30	at San Diego (OT)	66,357	Knorr LG	1	-10	-10.0	-10	0
Dec 8	L	13-19	at New York Jets	78,521	BRONCOS	457	2266	5.0	59	21
Dec 15	W	31-24	Kansas City	75,947	OPPONENTS	379	1489	3.9	76	21
Dec 22	L	16-28	at Oakland	62,592	RECEIVING	No.	Yds.	Avg.	Long	TD
Dec 29	W	37-7	Arizona	75,164	R. Smith	89	1027	11.5	46	5

TEAM STATISTICS	Den	Opp
TOTAL FIRST DOWNS	357	298
Rushing	125	100
Passing	199	176
Penalty	33	22
3RD DOWN: MADE/ATT	77/202	97/220
3rd Down Pct.	38.1	44.1
4TH DOWN: MADE/ATT	16/23	3/6
4th Down Pct.	69.6	50.0
POSSESSION AVG.	30:29	29:31
TOTAL NET YARDS	6090	4826
Avg. Per Game	380.6	301.6
Total Plays	1057	985
Avg. Per Play	5.8	4.9
NET YARDS RUSHING	2266	1489
Avg. Per Game	141.6	93.1
Total Rushes	457	379
NET YARDS PASSING	3824	3337
Avg. Per Game	239.0	208.6
Sacked/Yards Lost	46/315	40/251
Gross Yards	4139	3588
Att./Completions	554/359	566/360
Completion Pct.	64.8	63.6
Had Intercepted	20	9
PUNTS/AVERAGE	55/39.0	77/40.9
NET PUNTING AVG.	55/32.8	77/34.8
PENALTIES/YARDS	104/877	99/829
FUMBLES/BALL LOST	21/7	23/13
TOUCHDOWNS	45	39
Rushing	21	21
Passing	21	15
Returns	3	3

SCORE BY PERIODS	1	2	3	4	OT	PTS
BRONCOS	70	93	93	133	3	392
OPPONENTS	34	126	76	102	6	344

SCORING	TD	Ru	Pa	Ret	PAT	FG	S	PTS
Elam	0	0	0	0	42/43	26/36	0	120
Portis	17	15	2	0	0/0	0/0	0	102
R. Smith	5	0	5	0	0/0	0/0	0	30
Anderson	4	2	2	0	0/0	0/0	0	24
Sharpe	3	0	3	0	0/0	0/0	0	18
Droughns	2	1	1	0	0/0	0/0	0	12
Hape	2	0	2	0	0/0	0/0	0	12
Lelie	2	0	2	0	0/0	0/0	0	12
McCaffrey	2	0	2	0	0/0	0/0	0	12
O'Neal	2	0	2	0	0/0	0/0	0	12
Beuerlein	1	1	0	0	0/0	0/0	0	6
Carswell	1	0	1	0	0/0	0/0	0	6
Gary	1	1	0	0	0/0	0/0	0	6
Griese	1	1	0	0	0/0	0/0	0	6
McGlockton	1	0	1	0	0/0	0/0	0	6
Montgomery	1	0	1	0	0/0	0/0	0	6
TEAM	0	0	0	0	0/0	0/0	1	2
BRONCOS	45	21	21	3	42/43	26/36	1	392
OPPONENTS	39	21	15	3	33/34	25/32	0	344

2-PT. CONVERSIONS: BRONCOS 0-2, OPPONENTS 1-5

SACKS: Pryce 9.0, Berry, 6.5, Gold, 6.5, Wilson 5.0, Pope 4.0, McGlockton 2.5, Dalton 1.0, Mobley 1.0, Poole 1.0, Reagor 1.0, Reese 0.5, **BRONCOS 40.0, OPPONENTS 46.0**

PASSING	Att.	Comp.	Yds.	Comp.%	Yds/Att.	TD	TD%	Int	Int%	Long	Sack/Lost	Rating
Griese	436	291	3214	66.7	7.37	15	3.4	15	3.4	82	34/237	85.6
Beuerlein	117	68	925	58.1	7.91	6	5.1	5	4.3	52	12/78	82.7
Smith	1	0	0	0.0	0.0	0	0.0	0	0.0	0	0/0	39.6
BRONCOS	554	359	4139	64.8	7.47	21	3.8	20	3.6	82t	46/315	84.8
OPPONENTS	566	360	3588	63.6	6.34	15	2.7	9	1.6	75t	40/251	83.7

RECEIVING	No.	Yds.	Avg.	Long	TD
R. Smith	89	1027	11.5	46	5
McCaffrey	69	903	13.1	69t	2
Sharpe	61	686	11.2	82t	3
Lelie	35	525	15.0	48	2
Portis	33	364	11.0	66t	2
Carswell	21	189	9.0	19	1
Anderson	18	167	9.3	52	2
Gary	18	148	8.2	19	0
Hape	6	26	4.3	7	2
Droughns	5	53	10.6	22t	1
Montgomery	4	51	12.8	21	1
BRONCOS	359	4139	11.5	82t	21
OPPONENTS	360	3588	10.0	75t	15

INTERCEPTIONS	No.	Yds.	Avg.	Long	TD
O'Neal	5	70	14.0	28t	2
Reagor	1	31	31.0	31	0
Walker	1	8	8.0	8	0
K. Herndon	1	0	0.0	0	0
Washington	1	-2	-2.0	-2	0
BRONCOS	9	107	11.9	31	2
OPPONENTS	20	310	15.5	98t	2

PUNTING	No.	Yds.	Avg.	Net	TB	In 20	Long	B
Knorr LG	71	2834	39.9	34.8	6	19	59	0
Knorr TM	24	906	37.8	34.1	2	8	59	0
Rouen TM	29	1239	42.7	31.7	4	6	63	2
BRONCOS	55	2145	39.0	32.8	6	14	63	2
OPPONENTS	77	3153	40.9	34.8	10	23	70	2

PUNT RETURNS	No.	FC	Yds.	Avg.	Long	TD
O'Neal	30	7	251	8.4	53	0
Poole	4	0	24	6.0	16	0
BRONCOS	34	7	275	8.1	53	0
OPPONENTS	23	10	223	9.7	40	0

KICKOFF RETURNS	No.	Yds.	Avg.	Long	TD
Droughns	20	516	25.8	53	0
Kasper TM	15	393	26.2	56	0
Montgomery	15	370	24.7	40	0
Reagor	4	74	18.5	25	0
Anderson	2	39	19.5	23	0
Carswell	2	14	7.0	14	0
Coleman	1	6	6.0	6	0
Gary	1	13	13.0	13	0
Hape	1	16	16.0	16	0
O'Neal	1	15	15.0	15	0
BRONCOS	62	1456	23.5	56	0
OPPONENTS	81	1781	22.0	66	0

FIELD GOALS	1-19	20-29	30-39	40-49	50+
Elam	1/1	9/9	7/9	5/11	4/6
BRONCOS	1/1	9/9	7/9	5/11	4/6
OPPONENTS	0/0	8/8	5/7	8/13	4/4

ELAM: (41G,34G,32G)(28G)(49N)(40G,57N,44N)(36G,43B)(33G,52G,23G,40G,55G)(32G,33G,25G)(48N,19G,39N)(27G)(40N,45G)(154G,24G,53N)(22G,23G,33N,46N)(30G)(25G)(44G,54G,21G)

OPPONENTS: (41G,43G,39N,39G)(1)(38G)(23G,41G)(24G)(48N,53G)(41G,32G,43N)(26G)(47G,32G)(52G,37G,29G)(41G,54G,51G)(42N,20G,40G,49N,38B,27G)(43G,21G)(43N,21G)(1)

2002 DEFENSIVE STATS

(based on coaches' film review)

	TT	UT	A	S-YDS	I-YDS	PD	FF	FR
1 Wilson	199	158	41	5-35	0-0	4	1	2
2 Gold	166	130	36	6.5-34	0-0	5	3	1
3 Mobley	142	106	36	1-9	0-0	7	1	2
4 Kennedy	98	72	26	0-0	0-0	8	0	0
5 Walker	69	60	9	0-0	1-8	14	0	0
6 O'Neal	68	59	9	0-0	5-70	15	0	0
7 McGlockton	63	42	21	2.5-12	0-0	3	0	1
8 Pryce	61	51	10	9-68.0	0-0	1	1	1
9 Reese	58	48	10	0.5-6	0-0	5	1	0
10 Poole	55	51	4	1-6	0-0	10	1	0
11 Pittman	50	39	11	0-0	0-0	0	1	0
12 Dalton	39	33	6	1-13.0	0-0	1	1	0
13 Reagor	24	16	8	1-9.0	1-31	1	0	0
14 Pope	22	19	3	4-16.0	0-0	1	0	0
15 Brandon	18	16	2	0-0	0-0	2	1	1
16 Berry	14	12	2	6.5-30.0	0-0	2	0	2
17 Washington	13	9	4	0-0	1-2	1	0	0
18 Hayward	10	7	3	0-0	0-0	0	0	0
19 Spencer	4	4	0	0-0	0-0	1	0	0
20 Team	2	2	0	2-13.0	0-0	0	0	0
21 Burns	1	1	0	0-0	0-0	0	0	0
22 K. Herndon	0	0	0	0-0	1-0	1	0	0
TOTALS	1,176	935	241	40-251	9-107	82	11	10

2002 GAMES STARTED

OFFENSE		DEFENSE	
QB Beuerlein, Steve	3	DE Berry, Bertrand	1
QB Griese, Brian	13	DE Pittman, Kavika	15
RB Anderson, Mike	12	DE Pryce, Trevor	16
RB Gary, Olandis	2	DT Dalton, Lionel	13
RB Portis, Clinton	12	DT McGlockton, Chester	15
WR Lelie, Ashley	1	DT Pope, Monsanto	1
WR McCaffrey, Ed	16	DT Reagor, Montae	1
WR Smith, Rod	16	LB Burns, Keith	1
TE Carswell, Dwayne	7	LB Gold, Ian	16
TE Putzier, Jeb	1	LB Mobley, John	16
TE Sharpe, Shannon	13	LB Wilson, Al	15
C Nalen, Tom	7	CB O'Neal, Deltha	14
G Hamilton, Ben	16	CB Poole, Tyrone	4
T Brockermeyer, Blake	1	CB Walker, Denard	16
T Lepsis, Matt	15	S Brandon, Sam	2
T Salaam, Ephraim	16	S Kennedy, Kenoy	15
G Herndon, Steve	9	S Reese, Izell	15
G Neil, Dan	16		

2002 COACHES

Mike Shanahan (Head Coach), **Jacob Burney** (Defensive Line), **Frank Bush** (Special Teams), **Larry Coyer** (Linebackers), **Rick Dennison** (Offensive Line), **Karl Dorrell** (Wide Receivers), **George Dyer** (Asst. to Head Coach), **Alex Gibbs** (Assistant Head Coach/Off. Line), **David Gibbs** (Secondary), **Gary Kubiak** (Off. Coord./QB's), **Anthony Lynn** (Special Teams Assistant), **Pat McPherson** (Off. Asst.), **Keith Millard** (Asst. Def. Line/Pass Rush Spec.), **Ron Milus** (Nickel Backs), **Brian Pariani** (Tight Ends), **Ray Rhodes** (Def. Coordinator), **Greg Saporta** (Asst. Strength & Cond.), **Cedric Smith** (Asst. Strength & Cond.), **Bobby Turner** (Running Backs), **Rich Tuten** (Strength & Conditioning), **Steve Watson** (Def. Asst.).

2002 LEADERS / RANKINGS

INDIVIDUAL	PLAYER	NO.	AFC RANK	NFL RANK	NFL LEADER	NO.
Points	Elam	120	3	7	Holmes (KC)	144
Rushing Yards	Portis	1,508	4	4	Williams (MIA)	1,853
Passing Yards	Griese	3,214	8	12	Gannon (OAK)	4,689
Passer Rating	Griese	85.6	8	15	Pennington (NYJ)	104.2
Receiving Yards	R. Smith	1,027	9t	19t	Harrison (IND)	1,722
Receptions	R. Smith	89	8t	12t	Harrison (IND)	143
Interceptions	O'Neal	5	7t	10	Kelly (TB/Woodson (OAK))	8
Sacks	Pryce	9.0	7t	18t	Taylor (MIA)	18.5

OFFENSE	NO.	AFC RANK	NFL RANK	NFL LEADER	NO.
Points Per Game	24.5	3	7	Kansas City	29.2
Total Yards Per Game	380.6	2	3	Oakland	389.8
Yards Per Play	5.8	3	3	Kansas City	6.2
Rushing Yards Per Game	141.6	3	5	Minnesota	158.7
Net Passing Yards Per Game	239.0	5	8	Oakland	279.7

DEFENSE	NO.	AFC RANK	NFL RANK	NFL LEADER	NO.
Points Per Game	21.5	8	15	Tampa Bay	12.3
Total Yards Per Game	301.6	2	6	Tampa Bay	252.8
Yards Per Play	4.9	2	7	Tampa Bay	4.2
Rushing Yards Per Game	83.1	4	4	Pittsburgh	85.9
Net Passing Yards Per Game	208.6	9	17	Tampa Bay	155.6

2002 KEY AWARDS

Pro Bowl (2): DE Trevor Pryce, LB Al Wilson. **AP NFL Offensive Rookie of the Year:** RB Clinton Portis.

2002 NFL STANDINGS

AFC EAST	Team	W	L	T	Pct	PF	PA
y-New York Jets	9	7	0	.562	359	336	
New England	9	7	0	.562	381	346	
Miami	9	7	0	.562	378	301	
Buffalo	8	8	0	.500	379	397	

AFC NORTH	Team	W	L	T	Pct	PF	PA
y-Pittsburgh	10	5	1	.666	390	345	
x-Cleveland	9	7	0	.562	344	320	
Baltimore	7	9	0	.438	316	354	
Cincinnati	2	14	0	.125	279	456	

AFC SOUTH	Team	W	L	T	Pct	PF	PA
yz-Tennessee	11	5	0	.688	367	324	
x-Indianapolis	10	6	0	.625	349	313	
Jacksonville	6	10	0	.375	328	315	
Houston	4	12	0	.250	213	356	

AFC WEST	Team	W	L	T	Pct	PF	PA
*yz-Oakland	11	5	0	.688	450	304	
Denver	9	7	0	.562	392	347	
San Diego	8	8	0	.500	333	366	
Kansas City	8	8	0	.500	467	399	

NFC EAST	Team	W	L	T	Pct	PF	PA
*yz-Philadelphia	12	4	0	.750	415	241	
x-New York Giants	10	6	0	.625	320	279	
Washington	7	9	0	.438	307	365	
Dallas	5	11	0	.312	217	329	

NFC NORTH	Team	W	L	T	Pct	PF	PA
y-Green Bay	12	4	0	.750	398	328	
Minnesota	6	10	0	.375	390	442	
Chicago	4	12	0	.250	281	379	
Detroit	3	13	0	.188	306	451	

NFC SOUTH	Team	W	L	T	Pct	PF	PA
yz-Tampa Bay	12	4	0	.750	346	196	
x-Atlanta	9	6	1	.594	402	314	
New Orleans	9	7	0	.562	432	388	
Carolina	7	9	0	.438	258	302	

NFC WEST	Team	W	L	T	Pct	PF	PA
y-San Francisco	10	6	0	.625	367	351	
St. Louis	7	9	0	.438	316	369	
Seattle	7	9	0	.438	355	369	
Arizona	5	11	0	.312	262	417	

x - Playoffs; y - Division Title; z - First-round Bye; * - Home-field Advantage

WILD CARD PLAYOFF GAMES

- 1/4 - at New York Jets 41, Indianapolis 0
- 1/4 - Atlanta 27, at Green Bay 7
- 1/5 - at Pittsburgh 36, Cleveland 33
- 1/5 - at San Francisco 39, New York Giants 38

DIVISIONAL PLAYOFF GAMES

- 1/11 - at Philadelphia 20, Atlanta 6
- 1/11 - at Tennessee 34, Pittsburgh 31
- 1/12 - at Tampa Bay 31, San Francisco 6
- 1/12 - at Oakland 30, New York Jets 10

CONFERENCE CHAMPIONSHIPS

- 1/19 - Tampa Bay 27, at Philadelphia 10
- 1/19 - at Oakland 41, Tennessee 24

SUPER BOWL XXXVII (SAN DIEGO)

- 1/26 - Tampa Bay 48, Oakland 21

2001 FINAL STATISTICS (8-8)

Head Coach: Mike Shanahan AFC West: 3rd Home Stadium: INVESCO Field at Mile High

Date	W-L	Score	Opponent	Attendance	RUSHING	No.	Yds.	Avg.	Long	TD
Sept 10	W	31-20	New York Giants	75,735	T. Davis	167	701	4.2	57	0
Sept 23	W	38-17	at Arizona	50,913	Anderson	175	678	3.9	62	4
Sept 30	L	13-20	Baltimore	75,082	Gary	57	228	4.0	29	1
Oct 7	W	20-6	Kansas City	75,037	Griese	50	173	3.5	24	1
Oct 14	L	21-34	at Seattle	61,837	R. Smith	3	27	9.0	17	0
Oct 21	L	10-27	at San Diego	67,521	Kasper	3	19	6.3	27	0
Oct 28	W	31-20	New England	74,750	Coleman	4	17	4.3	8	0
Nov 5	L	28-38	at Oakland	62,637	Frerotte	10	9	0.9	4	1
Nov 11	W	26-16	San Diego	74,951	Kennison TM	3	9	3.0	10	0
Nov 18	L	10-17	Washington	74,622	Jackson	5	7	1.4	4	0
Nov 22	W	26-24	at Dallas	64,104	Montgomery	1	5	5.0	5	0
Dec 2	L	10-21	at Miami	73,938	Carter	1	4	4.0	4	0
Dec 9	W	20-7	Seattle	74,524	Hape	2	0	0.0	0	0
Dec 16	L	23-26	at Kansas City (OT)	77,778	BRONCOS	481	1877	3.9	62	7
Dec 30	W	23-17	Oakland	75,582	OPPONENTS	406	1492	3.7	60	9
Jan 6	L	10-29	at Indianapolis	56,192						

TEAM STATISTICS	Den	Opp
TOTAL FIRST DOWNS	304	292
Rushing	106	96
Passing	174	176
Penalty	24	30
3RD DOWN: MADE/ATT	83/219	63/191
3rd Down Pct.	37.9	33.0
4TH DOWN: MADE/ATT	4/10	4/10
4th Down Pct.	40.0	40.0
POSSESSION AVG.	31:23	28:37
TOTAL NET YARDS	4817	4774
Avg. Per Game	301.1	298.4
Total Plays	1034	960
Avg. Per Play	4.7	5.0
NET YARDS RUSHING	1877	1492
Avg. Per Game	117.3	93.3
Total Rushes	481	406
NET YARDS PASSING	2940	3282
Avg. Per Game	183.8	205.1
Sacked/Yards Lost	42/268	39/279
Gross Yards	3208	3561
Att./Completions	511/312	515/308
Completion Pct.	61.1	59.8
Had Intercepted	19	22
PUNTS/AVERAGE	82/44.7	77/47.0
NET PUNTING AVG.	82/36.5	77/38.1
PENALTIES/YARDS	95/917	100/853
FUMBLE/BALL LOST	24/8	26/15
TOUCHDOWNS	35	38
Rushing	7	9
Passing	26	23
Returns	2	6

SCORE BY PERIODS	1	2	3	4	OT	PTS
BRONCOS	50	128	89	73	0	340
OPPONENTS	65	94	58	119	3	339

SCORING	TD	Ru	Pa	Ret	PAT	FG	S	PTS
Elam	0	0	0	0	31/31	31/36	0	124
R. Smith	11	0	11	0			0	68
De. Clark	6	0	6	0			0	36
Anderson	4	4	0	0			0	26
Carswell	4	0	4	0			0	26
Hape	3	0	3	0			0	18
Frerotte	1	1	0	0			0	6
Gary	1	1	0	0			0	6
Griese	1	0	0	0			0	6
Kennison TM	1	0	0	0			0	6
McCaffrey	1	0	1	0			0	6
O'Neal	1	0	0	1			0	6
O'Walker	1	0	0	1			0	6
BRONCOS	35	7	26	2	31/31	31/36	0	340
OPPONENTS	38	9	23	6	36/37	25/29	0	339

2-PT. CONVERSIONS: Anderson, Carswell, R. Smith, BRONCOS 3-4, OPPONENTS 0-1

SACKS: Pryce 7.0, Romanowski 7.0, Washington 4.0, Brown 3.0, Gold 3.0, Hayward 3.0, Wilson 3.0, Berry 2.0, Kennedy 2.0, McGlockton 1.0, Mobley 1.0, Pittman 1.0, Reager 1.0, Woodall 1.0, BRONCOS 39.0, OPPONENTS 42.0

PASSING	Att.	Comp.	Yds.	Comp.%	Yds/Att.	TD	TD%	Int	Int%	Long	Sack/Lost	Rating
Griese	451	275	2827	61.0	6.27	23	5.1	19	4.2	65t	38/241	78.5
Frerotte	48	30	308	62.5	6.42	3	6.3	0	0.0	26t	3/21	101.7
Jackson	12	7	73	58.3	6.08	0	0.0	0	0.0	19	1/6	76.0
BRONCOS	511	312	3208	61.1	6.28	26	5.1	19	3.7	65t	42/268	80.6
OPPONENTS	515	308	3561	59.8	6.91	23	4.5	22	4.3	72t	39/279	77.8

RECEIVING	No.	Yds.	Avg.	Long	TD
R. Smith	113	1343	11.9	65t	11
De. Clark	51	566	11.1	39	6
Carswell	34	299	8.8	25	4
Kennison TM	15	169	11.3	36	1
Hape	15	96	6.4	25	3
T. Davis	12	69	5.8	16	0
Montgomery	11	83	7.5	17	0
Cole	9	128	14.2	21	0
Kasper	8	64	10.5	21	0
Anderson	8	46	5.8	16	0
McCaffrey	6	94	15.7	28	1
Coleman	6	45	7.5	9	0
Poole	5	38	7.6	10	0
Gary	4	29	7.3	11	0
Dominguez	3	26	8.7	12	0
Griese	1	-6	-6.0	-6	0
BRONCOS	312	3208	10.3	65t	26
OPPONENTS	308	3561	11.6	72t	23

INTERCEPTIONS	No.	Yds.	Avg.	Long	TD
O'Neal	9	115	12.8	42	0
Walker	3	60	20.0	39t	1
Spencer	3	25	8.3	18	0
McGlockton	2	17	8.5	17	0
Brown	2	0	0.0	0	0
Mobley	1	17	17.0	17	0
Kennedy	1	6	6.0	6	0
Coghil	1	0	0.0	0	0
BRONCOS	22	240	10.9	42	1
OPPONENTS	19	256	13.5	56t	2

PUNTING	No.	Yds.	Avg.	Net	TB	In20	Long	B
Rouen	81	3668	45.3	36.5	8	25	64	1
BRONCOS	82	3668	44.7	36.5	8	25	64	1
OPPONENTS	77	3618	47.0	38.1	14	26	90	0

PUNT RETURNS	No.	FC	Yds.	Avg.	Long	TD
O'Neal	31	9	405	13.1	86t	1
BRONCOS	31	9	405	13.1	86t	1
OPPONENTS	48	10	517	10.8	65t	1

KICKOFF RETURNS	No.	Yds.	Avg.	Long	TD
Cole	48	1127	23.5	52	0
Kasper	14	372	26.6	37	0
Carter	2	44	22.0	24	0
De. Clark	1	11	11.0	11	0
Gary	1	18	18.0	18	0
D. Smith	1	4	4.0	4	0
BRONCOS	67	1576	23.5	52	0
OPPONENTS	69	1526	22.1	88t	1

FIELD GOALS	1-19	20-29	30-39	40-49	50+
Elam	0/0	11/11	8/8	10/13	2/4
BRONCOS	0/0	11/11	8/8	10/13	2/4
OPPONENTS	0/0	12/13	3/3	8/10	2/3

ELAM: (65N,37G)(49G,31G,35G)(43G,49G)(48G,24G) () (45G,42N)(50G)(39G,21G,48B)(25G,29G,26G,33G)(33G)(24G,50G,46G,28G)(45G)(42G,20G)(34G,45N,36G,49G)(27G,25G,42G)(54N,25G)

OPPONENTS: (63N)(28G)(29G,26G)(23G,35G)(44G,23G)(21G,51G)(24G,44G)(31G)(29G)(48G)(43G)() (41N)(51G,43G,28N,41G,41N,32G)(28G)(22G,40G,45G,22G,25G)

2001 DEFENSIVE STATS

(based on coaches' film review)

	TT	UT	A	S-YDS	I-YDS	PD	FF	FR
1 Mobley	133	101	32	1-6	1-17	3	2	3
2 Wilson	128	98	30	3-25	0-0	7	1	0
3 Romanowski	116	84	32	7-44	0-0	2	1	0
4 Brown	98	78	20	3-26	2-0	8	1	1
5 Kennedy	92	70	22	2-18	1-6	6	0	1
6 O'Neal	60	53	7	0-0	9-115	18	0	0
Washington	60	44	16	4-20	0-0	0	1	1
8 Pryce	55	42	13	7-50	0-0	3	2	0
9 Walker	52	44	8	0-0	3-60	3	0	0
10 Pittman	50	43	7	1-14	0-0	1	1	1
11 McGlockton	43	39	4	1-8	2-17	3	1	0
12 Gold	28	22	6	3-14	0-0	2	1	0
13 Spencer	23	21	2	0-0	3-25	9	0	1
14 Hayward	22	16	6	3-21	0-0	0	0	0
15 Berry	17	13	4	2-12	0-0	1	0	2
16 Lett	15	14	1	0-0	0-0	1	0	0
17 E. Davis	11	6	5	0-0	0-0	1	0	1
18 Coghill	6	5	1	0-0	1-0	0	0	0
Reagar	6	6	0	1-6	0-0	0	0	0
20 Johnson	5	4	1	0-0	0-0	0	0	0
21 Woodall	4	3	1	1-6	0-0	0	0	0
22 Burns	3	2	1	0-0	0-0	0	0	0
23 Jenkins	1	1	0	0-0	0-0	0	0	0
TOTAL	1,028	809	219	39-279	22-240	68	11	10

2001 GAMES STARTED

OFFENSE		DEFENSE	
QB Fretotte, Gus	1	DE Hayward, Reggie	2
QB Griese, Brian	15	DE Pittman, Kavika	14
RB Anderson, Mike	7	DE Washington, Keith	16
RB Davis, Terrell	8	DT McGlockton, Chester	16
RB Gary, Olandis	1	DT Pryce, Trevor	16
FB Carter, Tony	6	LB Mobley, John	16
FB Hape, Patrick	8	LB Romanowski, Bill	16
WR Cole, Chris	1	LB Wilson, Al	16
WR Kasper, Kevin	5	CB O'Neal, Deltha	16
WR McCaffrey, Ed	1	CB Spencer, Jimmy	1
WR Smith, Rod	14	CB Walker, Denard	15
TE Carswell, Dwayne	16	S Brown, Eric	16
TE Clark, Desmond	4	S Kennedy, Kenoy	16
C Nalen, Tom	16		
T Lepsis, Matt	16		
T Teague, Trey	16		
G Friedman, Lennie	14		
G Herrndon, Steve	3		
G Neil, Dan	15		

2001 COACHES

Mike Shanahan (Head Coach), **Frank Bush** (Special Teams), **Larry Cover** (Linebackers), **Rick Dennison** (Offensive Line), **Karl Dorrell** (Wide Receivers), **George Dyer** (Def. Line), **Alex Gibbs** (Asst. Head Coach/Off. Line), **David Gibbs** (Safeties), **Gary Kubiak** (Off. Coord./DBs), **Anthony Lynn** (Special Teams Asst.), **Pat McPherson** (Off. Asst.), **Ron Milus** (Def. Backs), **Brian Pariani** (Tight Ends), **Ray Rhodes** (Def. Coord.), **Greg Saporta** (Asst. Strength & Cond.), **Cedric Smith** (Asst. Strength & Cond.), **John Teerlinck** (Pass Rush Specialist), **Bobby Turner** (Running Backs), **Rich Tuten** (Strength & Cond.), **Steve Watson** (Def. Asst.), **Zaven Yarialan** (Head Coach's Asst.).

2001 LEADERS / RANKINGS

INDIVIDUAL	PLAYER	NO.	AFC RANK	NFL RANK	NFL LEADER	NO.
Points	Elam	124	21	31	Wilkins (STL)	127
Rushing Yards	Davis	701	14	24	Holmes (KC)	1,555
Passing Yards	Griese	2,827	13	23	Warner (STL)	4,830
Passer Rating	Griese	78.5	8	15	Warner (STL)	101.4
Receiving Yards	R. Smith	1,343	3	6	Boston (ARI)	1,598
Receptions	R. Smith	113	1	1	Smith (DEN)	113
Interceptions	O'Neal	19	21	31	Barber (TB/Henry) (CLE)	1.10
Sacks	Pryce/Romanowski	7	21	37	Strahan (NYG)	22.5

OFFENSE	NO.	AFC RANK	NFL RANK	NFL LEADER	NO.
Points Per Game	21.3	61	91	St. Louis	31.4
Total Yards Per Game	301.1	12	22	St. Louis	418.1
Yards Per Play	4.7	12	23	St. Louis	6.6
Rushing Yards Per Game	117.3	6	10	Pittsburgh	173.4
Net Passing Yards Per Game	183.8	13	25	St. Louis	291.4

DEFENSE	NO.	AFC RANK	NFL RANK	NFL LEADER	NO.
Points Per Game	21.2	12	21	Chicago	12.7
Total Yards Per Game	298.4	4	8	Pittsburgh	258.6
Yards Per Play	5.0	8	15	Baltimore	4.4
Rushing Yards Per Game	93.3	4	6	Pittsburgh	74.7
Net Passing Yards Per Game	205.1	10	16	Miami	176.8

2001 KEY AWARDS

Pro Bowl (7): TE Dwayne Carswell, K Jason Elam, LB Ian Gold, CB Deltha O'Neal, DT Trevor Pryce, WR Rod Smith, LB Al Wilson. **AP All-Pro (3):** K Jason Elam (second team), DT Trevor Pryce (second team), WR Rod Smith (second team). **NFL Alumni Special Teams Player of the Year:** K Jason Elam.

2001 NFL STANDINGS

AFC EAST

Team	W	L	T	Pct	PF	PA
yz-New England	11	5	0	.688	371	272
x-Miami	11	5	0	.688	344	290
x-New York Jets	10	6	0	.625	308	295
Indianapolis	6	10	0	.375	413	486
Buffalo	3	13	0	.188	265	420

AFC CENTRAL

Team	W	L	T	Pct	PF	PA
*yz-Pittsburgh	13	3	0	.812	352	212
x-Baltimore	10	6	0	.625	303	265
Cleveland	7	9	0	.438	285	319
Tennessee	7	9	0	.438	336	388
Jacksonville	6	10	0	.375	294	286
Cincinnati	6	10	0	.375	226	309

AFC WEST

Team	W	L	T	Pct	PF	PA
y-Oakland	10	6	0	.625	399	327
Seattle	9	7	0	.562	301	324
Denver	8	8	0	.500	340	339
Kansas City	6	10	0	.375	320	344
San Diego	5	11	0	.312	332	321

NFC EAST

Team	W	L	T	Pct	PF	PA
y-Philadelphia	11	5	0	.688	343	208
Washington	8	8	0	.500	256	303
New York Giants	7	9	0	.438	294	321
Arizona	7	9	0	.438	295	343
Dallas	5	11	0	.312	246	338

NFC CENTRAL

Team	W	L	T	Pct	PF	PA
yz-Chicago	13	3	0	.812	338	203
x-Green Bay	12	4	0	.750	390	266
x-Tampa Bay	9	7	0	.562	324	280
Minnesota	5	11	0	.312	290	390
Detroit	2	14	0	.125	270	424

NFC WEST

Team	W	L	T	Pct	PF	PA
*yz-St. Louis	14	2	0	.875	503	273
x-San Francisco	12	4	0	.750	409	282
New Orleans	7	9	0	.438	333	409
Atlanta	7	9	0	.438	291	377
Carolina	1	15	0	.062	253	410

x - Playoffs; y - Division Title; z - First-round Bye; * - Home-field Advantage

WILD CARD PLAYOFF GAMES

- 1/12 - at Philadelphia 31, Tampa Bay 9
- 1/12 - at Oakland 38, New York Jets 24
- 1/13 - at Green Bay 25, San Francisco 15
- 1/13 - Baltimore 20, at Miami 3

DIVISIONAL PLAYOFF GAMES

- 1/19 - Philadelphia 33, at Chicago 19
- 1/19 - at New England 16, Oakland 13 (OT)
- 1/20 - at St. Louis 45, Green Bay 17
- 1/20 - at Pittsburgh 27, Baltimore 10

CONFERENCE CHAMPIONSHIPS

- 1/27 - at St. Louis 29, Philadelphia 24
- 1/27 - New England 24, at Pittsburgh 17

SUPER BOWL XXXVI (NEW ORLEANS)

- 2/3 - New England 20, St. Louis 17

Start/Coaches/Players/Roster/Preseason/2002 Season/History/Results Year-by-Year Stats Postseason/Records/Honors/Miscellaneous

2000 DEFENSIVE STATS

(based on coaches' film review)

	TT	UT	A	S-YDS	I-YDS	PD	FF	FR
1 Mobley	133	92	41	2-16	1-9	10	2	0
2 Romanowski	121	88	33	3.5-17	2-0	3	2	2
3 Jenkins	109	87	22	0-0	4-61	7	3	0
4 Wilson	104	73	31	5-31	3-21	6	1	0
5 E. Brown	102	86	16	1-8	3-9	7	0	3
6 Traylor	53	44	9	1-0	0-0	2	2	1
7 Pryce	44	36	8	12-76.5	0-0	0	2	1
8 Spencer	40	35	5	1-1	3-02	6	1	0
9 Pittman	39	33	6	7-43	0-0	1	1	1
10 Buckley	33	32	1	0-0	6-110	8	0	0
11 Crockett	32	29	3	1-6	4-31	7	1	0
Tanuvasa	32	28	4	4-19	0-0	0	0	4
13 Gold	21	20	1	2-4	0-0	0	1	0
14 Cadrez	14	7	7	0-0	0-0	1	0	0
15 Reagar	13	13	0	2-19	0-0	1	0	0
Lodish	13	10	3	0-0	0-0	0	0	0
Hasselbach	13	8	5	2.5-10.5	0-0	0	1	0
18 Kennedy	6	6	0	0-0	1-0	0	0	0
19 Archambeau	2	2	0	0-0	0-0	0	0	0
O'Neal	2	2	0	0-0	0-0	5	1	1
Suttle	2	2	0	0-0	0-0	0	0	0
Burns	2	1	1	0-0	0-0	1	0	0
23 Coghill	1	1	0	0-0	0-0	0	1	0
TOTAL	931	735	196	44-251	27-343	65	19	13

2000 GAMES STARTED

OFFENSE		DEFENSE	
QB Ferrote, Gus	6	DE Hasselbach, Harald	1
QB Griese, Brian	10	DE Pittman, Kavika	15
RB Anderson, Mike	12	DE Tanuvasa, Maa	16
RB Davis, Terrell	4	DT Pryce, Trevor	16
FB Griffith, Howard	14	DT Traylor, Keith	16
WR McCaffrey, Ed	16	LB Cadrez, Glenn	3
WR Smith, Rod	16	LB Mobley, John	14
TE Carswell, Dwayne	16	LB Romanowski, Bill	16
T Clark, Desmond	2	LB Wilson, Al	14
C Nalen, Tom	16	CB Buckley, Terrell	16
T Jones, Tony	16	CB Crockett, Ray	11
T Lepsis, Matt	16	CB Spencer, Jimmy	6
G Friedman, Lennie	8	S Brown, Eric	16
G Neil, Dan	16	S Jenkins, Billy	16
G Schlereth, Mark	8		

2000 COACHES

Mike Shanahan (Head Coach), Frank Bush (Nickel Package/Secondary), Larry Coyer (Linebackers), Rick Dennison (Special Teams), Karl Dorrell (Wide Receivers), George Dyer (Defensive Line), Alex Gibbs (Assistant Head Coach/Offensive Line), Gary Kubiak (Offensive Coordinator/Quarterbacks), Anthony Lynn (Special Teams Assistant), Pat McPherson (Offensive Assistant), Ron Milus (Defensive Backs), Brian Pariani (Tight Ends), Greg Robinson (Defensive Coordinator), Greg Saporita (Assistant Strength & Conditioning), John Teerlink (Pass Rush Specialist), Terry Tumeay (Defensive Assistant), Bobby Turner (Running Backs), Rich Tuten (Strength & Conditioning).

2000 LEADERS / RANKINGS

INDIVIDUAL	PLAYER	NO.	AFRANK	NFLRANK	NFL LEADER	NO.
Points	Elam	103	10	17	Stover (BAL)	135
Rushing Yards	Anderson	1,487	3	4	James (IND)	1,709
Passing Yards	Griese	2,688	8	17	Manning (IND)	4,413
Passer Rating	Griese	102.9	1	1	Griese (DEN)	102.9
Receiving Yards	R. Smith	1,602	1	2	Holt (STL)	1,635
Receptions	McCaffrey	101	2	3	Harrison (IND)	102
Interceptions	Buckley	16	3t	7t	Shaper (GB)	9
Sacks	Pryce	12	5	9t	Garner (NO)	18

OFFENSE	NO.	AFRANK	NFLRANK	NFL LEADER	NO.
Points Per Game	30.3	1	2	St. Louis	33.8
Total Yards Per Game	409.6	1	2	St. Louis	442.2
Yards Per Play	5.9	2	5	St. Louis	7.0
Rushing Yards Per Game	144.4	3	3	Oakland	154.4
Net Passing Yards Per Game	265.2	2	3	St. Louis	327.0

DEFENSE	NO.	AFRANK	NFLRANK	NFL LEADER	NO.
Points Per Game	23.1	13	23	Baltimore	10.3
Total Yards Per Game	346.5	14	24	Tennessee	238.4
Yards Per Play	5.8	15	30	Tennessee	4.2
Rushing Yards Per Game	99.6	6	7	Baltimore	60.6
Net Passing Yards Per Game	249.6	16	31	Tennessee	151.5

2000 KEY AWARDS

Pro Bowl (4): QB Brian Griese, C Tom Nalen, DT Trevor Pryce, WR Rod Smith. AP All-Pro (2): C Tom Nalen (first team), WR Rod Smith (second team). AP NFL Offensive Rookie of the Year: RB Mike Anderson.

2000 NFL STANDINGS

AFC EAST

Team	W	L	T	Pct	PF	PA
y-Miami	11	5	0	.688	323	226
x-Indianapolis	10	6	0	.625	429	326
New York Jets	9	7	0	.563	321	321
Buffalo	8	8	0	.500	315	350
New England	5	11	0	.313	276	338

AFC CENTRAL

Team	W	L	T	Pct	PF	PA
*yz-Tennessee	13	3	0	.813	346	191
x-Baltimore	12	4	0	.750	333	165
Pittsburgh	9	7	0	.563	321	255
Jacksonville	7	9	0	.438	367	327
Cincinnati	4	12	0	.250	185	359
Cleveland	3	13	0	.188	161	419

AFC WEST

Team	W	L	T	Pct	PF	PA
yz-Oakland	12	4	0	.750	479	299
x-Denver	11	5	0	.688	485	369
Kansas City	7	9	0	.438	355	354
Seattle	6	10	0	.375	320	405
San Diego	1	15	0	.063	269	440

NFC EAST

Team	W	L	T	Pct	PF	PA
*yz-New York Giants	12	4	0	.750	328	246
x-Philadelphia	11	5	0	.688	351	245
Washington	8	8	0	.500	281	269
Dallas	5	11	0	.313	294	361
Arizona	3	13	0	.188	210	443

NFC CENTRAL

Team	W	L	T	Pct	PF	PA
yz-Minnesota	11	5	0	.688	397	371
x-Tampa Bay	10	6	0	.625	388	269
Detroit	9	7	0	.563	307	307
Green Bay	9	7	0	.563	353	323
Chicago	5	11	0	.313	216	355

NFC WEST

Team	W	L	T	Pct	PF	PA
y-St. Louis	10	6	0	.625	540	471
x-New Orleans	10	6	0	.625	354	305
Carolina	7	9	0	.438	310	310
San Francisco	6	10	0	.375	388	422
Atlanta	4	12	0	.250	252	413

x - Playoffs; y - Division Title; z - First-round Bye; * - Home-field Advantage

WILD CARD PLAYOFF GAMES

12/30 - at Miami 23, Indianapolis 17 (OT)
 12/30 - at New Orleans 31, St. Louis 28
 12/31 - at Baltimore 21, Denver 3
 12/31 - at Philadelphia 21, Tampa Bay 3

DIVISIONAL PLAYOFF GAMES

1/6 - at Oakland 27, Miami 0
 1/6 - at Minnesota 34, New Orleans 16
 1/7 - Baltimore 24, at Tennessee 10
 1/7 - at New York 20, Philadelphia 10

CONFERENCE CHAMPIONSHIPS

1/14 - Baltimore 16, at Oakland 3
 1/14 - at New York Giants 41, Minnesota 0

SUPER BOWL XXXV (TAMPA, FLA.)

1/28 - Baltimore 34, New York Giants 7

1999 FINAL STATISTICS (6-10)

Head Coach: Mike Shanahan AFC West: 5th Home Stadium: Mile High Stadium

Date	W-L	Score	Opponent	Attendance	RUSHING	No.	Yds.	Avg.	Long	TD
Sept 13	L	21-38	Miami	75,623	Gary	276	1159	4.2	71	7
Sept 19	L	10-26	at Kansas City	78,683	Davis	67	211	3.1	26	2
Sept 26	L	10-13	at Tampa Bay	65,297	Loville	40	203	5.1	36†	1
Oct 3	L	13-21	New York Jets	74,181	Griese	46	138	3.0	23	2
Oct 10	W	16-13	at Oakland	55,704	Griffith	17	66	3.9	13	1
Oct 17	W	31-10	Green Bay	73,352	C. Miller	8	40	5.0	13	0
Oct 24	L	23-24	at New England	60,011	Avery LG	5	21	4.2	11	0
Oct 31	L	20-23	Minnesota	75,021	Avery TM	5	21	4.2	11	0
Nov 7	W	33-17	at San Diego	61,204	Briester	2	17	8.5	17	0
Nov 14	L	17-20	at Seattle	66,314	D. Smith	1	7	7.0	7	0
Nov 22	W	27-21	Oakland (OT)	70,012	Lynn	1	2	1.0	0	0
Dec 5	L	10-16	Kansas City	73,855	Rouen	1	0	0.0	0	0
Dec 13	L	24-27	at Jacksonville	71,357	BRONCOS	465	1864	4.0	71	13
Dec 19	W	36-30	Seattle (OT)	65,987	OPPONENTS	440	1737	3.9	54	15
Dec 25	W	17-7	at Detroit	73,158	RECEIVING	No.	Yds.	Avg.	Long	TD
Jan 2	L	6-12	San Diego	69,278	R. Smith	79	1020	12.9	71	4

TEAM STATISTICS	Den	Opp
TOTAL FIRST DOWNS	308	267
Rushing	107	88
Passing	168	154
Penalty	33	25
3RD DOWN: MADE/ATT	84/229	64/203
3rd Down Pct.	36.7	31.5
4TH DOWN: MADE/ATT	6/14	5/11
4th Down Pct.	42.9	45.5
POSSESSION AVG.	31:06	28:54
TOTAL NET YARDS	5283	4753
Avg. Per Game	330.2	297.1
Total Plays	1053	961
Avg. Per Play	5.0	4.9
NET YARDS RUSHING	1864	1737
Avg. Per Game	116.5	108.6
Total Rushes	465	440
NET YARDS PASSING	3419	3016
Avg. Per Game	213.7	188.5
Sacked/Yards Lost	34/227	50/283
Gross Yards	3646	3299
Att./Completions	554/319	471/273
Completion Pct.	57.6	58.0
Had Intercepted	18	15
PUNTS/AVERAGE	84/46.5	92/43.6
NET PUNTING AVG.	84/35.6	92/36.5
PENALTIES/YARDS	114/872	114/1016
FUMBLES/BALL LOST	33/10	29/11
TOUCHDOWNS	32	35
Rushing	13	15
Passing	16	17
Returns	3	3

SCORE BY PERIODS	1	2	3	4	OT	PTS
BRONCOS	79	58	77	88	12	314
OPPONENTS	34	115	62	107	0	318

SCORING	TD	Ru	Pa	Ret	PAT	FG	\$	PTS
Elam	0	0	0	0	29/29	29/36	0	116
Gary	7	7	0	0	0	0	0	44
McCaffrey	7	0	7	0	0	0	0	42
R. Smith	4	0	4	0	0	0	0	24
Carswell	2	0	2	0	0	0	0	12
Chamberlain	2	0	2	0	0	0	0	12
Davis	2	2	0	0	0	0	0	12
Griese	2	2	0	0	0	0	0	12
Griffith	2	1	1	0	0	0	0	12
Cadrez	1	0	0	1	0	0	0	6
Loville	1	1	0	0	0	0	0	6
Romanowski	1	0	0	1	0	0	0	6
Watson	1	0	0	1	0	0	0	6
Pryce	0	0	0	0	0	1	2	2
TEAM	0	0	0	0	0	1	2	2
BRONCOS	32	13	16	3	29/29	29/36	2	314
OPPONENTS	35	15	17	3	31/32	25/29	0	318

2-PT. CONVERSIONS: Gary, BRONCOS 1-1, OPPONENTS 1-3

SACKS: Pryce 13.0, Cadrez 7.0, Tanuvasa 7.0, N. Smith 6.5, Williams 4.0, Hasselbach 2.5, Crockett 2.0, Wayne 2.0, E. Brown 1.5, Traylor 1.5, Bowns 1.0, Braxton 1.0, Wilson 1.0.

BRONCOS 50.0, OPPONENTS 34.0

PASSING	Att.	Comp.	Yds.	Comp.%	Yds/Att.	TD	TD%	Int	Int%	Long	Sack/Lost	Rating
Griese	452	261	3032	57.7	6.71	14	3.1	14	3.1	88	27/176	75.6
C. Miller	81	46	527	56.8	6.51	2	2.5	1	1.2	42	7/51	79.6
Briester	20	12	87	60.0	4.35	0	0.0	3	15.0	11	0/0	30.6
R. Smith	1	0	0	0.0	0.00	0	0.0	0	0.0	0	0/0	39.6
BRONCOS	554	319	3646	57.6	6.58	16	2.9	18	3.2	88	34/227	73.6
OPPONENTS	471	273	3299	58.0	7.00	17	3.6	15	3.2	67	50/283	78.3

BRONCOS	OPPONENTS				
McCaffrey	71	1018	14.3	78†	7
Chamberlain	32	488	15.3	88	2
Griffith	26	192	7.4	20	1
Carswell	24	201	8.4	20	2
Sharpe	23	224	9.7	24	0
Gary	21	159	7.6	21	0
Loville	11	50	4.5	15	0
Cooper	9	98	10.9	21	0
B. Miller	5	59	11.8	26	0
Avery LG	4	24	6.0	11	0
Avery TM	4	24	6.0	11	0
D. Smith	4	23	5.8	11	0
McGriff	3	37	12.3	15	0
Davis	3	26	8.7	10	0
Doering	3	22	7.3	9	0
Clark	1	5	5.0	5	0
BRONCOS	319	3646	11.4	88	16
OPPONENTS	273	3299	12.1	67	17

INTERCEPTIONS	No.	Yds.	Avg.	Long	TD
James	5	59	11.8	45	0
Romanowski	3	35	11.7	18†	1
Carter	2	48	24.0	34	0
Crockett	2	14	7.0	10	0
E. Brown	1	13	13.0	13	0
Coghill	1	0	0.0	0	0
Pryce	1	0	0.0	0	0
BRONCOS	15	169	11.3	45	1
OPPONENTS	18	231	12.8	60	1

PUNTING	No.	Yds.	Avg.	Net	TB	In20	Long	B
Rouen	84	3908	46.5	35.6	16	19	65	0
BRONCOS	84	3908	46.5	35.6	16	19	65	0
OPPONENTS	92	4011	43.6	36.5	12	27	64	1

PUNT RETURNS	No.	FC	Yds.	Avg.	Long	TD
Watson	44	8	334	7.6	81†	1
McGriff	7	1	50	7.1	20	0
Coghill	3	1	25	8.3	10	0
BRONCOS	54	10	409	7.6	81†	1
OPPONENTS	43	13	600	14.0	80†	1

KICKOFF RETURNS	No.	Yds.	Avg.	Long	TD
Watson	48	1138	23.7	71	0
Avery LG	9	192	21.3	33	0
Avery TM	7	137	19.6	25	0
B. Miller	4	79	19.8	30	0
Loville	2	22	11.0	12	0
D. Smith	1	12	12.0	11	0
R. Smith	1	10	10.0	10	0
BRONCOS	63	1398	22.2	71	0
OPPONENTS	70	1457	20.8	61	0

FIELD GOALS	1-19	20-29	30-39	40-49	50+
Elam	1/1	8/8	7/8	8/11	5/8
BRONCOS	1/1	8/8	7/8	8/11	5/8
OPPONENTS	2/2	6/6	6/7	10/12	1/2

ELAM: (44B,41N)(50G)(44G)(26G,51G)(48G,47G,26G)(20G,53N)(40G,28G,30G,59N)(19G,37N)(44G,55G,41G,24G)(36G)(30G,24G,38G,53G)(39G)(40G)(28G,64N,46G,33G,45N)(32G)(37G,50G)

OPPONENTS: (39N,37B)(30G,54G,26G)(44G)(44N,37G)(1)(23G)(45G,51N)(25G,23G,52N)(1)(1)(27G)(20G)(36G,19G)(28N,42G)(1)

1999 DEFENSIVE STATS

(based on coaches' film review)

	TT	UT	A	S-YDS	I-YDS	PD	FF	FR
1 Cadrez	97	73	24	7-24	0-0	5	3	4
2 Romanowski	94	69	25	0-0	3-35	9	0	0
3 Wilson	88	70	18	1-1	0-0	6	1	2
4 E. Brown	80	62	18	1.5-8	1-13	3	0	0
5 Carter	73	57	16	0-0	2-48	12	1	0
6 Crockett	71	64	7	2-24	2-14	10	1	1
7 Braxton	61	45	16	1-10	0-0	0	0	0
8 Pryce	50	36	14	13-75	1-0	0	3	1
9 Tanuvasa	43	36	7	7-30	0-0	2	0	0
10 Traylor	42	36	6	1.5-10.5	0-0	6	2	0
11 James	38	32	6	0-0	5-59	11	2	0
12 Johnson	36	28	8	0-0	0-0	4	0	1
13 Coghill	34	28	6	0-0	1-0	4	0	0
N. Smith	34	26	8	6.5-42	0-0	1	0	0
15 Hasselbach	25	17	8	2.5-14.5	0-0	0	0	0
16 Williams	19	15	4	4-28	0-0	1	2	0
17 Lodish	13	10	3	0-0	0-0	0	0	0
Mobley	13	10	3	0-0	0-0	1	0	0
19 Raagor	11	8	3	0-0	0-0	0	0	0
20 Wayne	10	8	2	2-15	0-0	0	1	0
Bowens	10	6	4	1-1	0-0	0	0	0
C. Brown	10	5	5	0-0	0-0	0	0	0
23 Grasmans	6	4	2	0-0	0-0	0	0	0
24 Watson	5	5	0	0-0	0-0	2	0	0
25 Ulmer	1	1	0	0-0	0-0	0	0	0
TOTAL	964	751	213	50-283	15-169	75	18	9

1999 GAMES STARTED

OFFENSE		DEFENSE	
QB Griese, Brian	13	DE Hasselbach, Harald	2
QB Miller, Chris	3	DE Smith, Neil	8
RB Davis, Terrell	4	DE Tanuvasa, Maa	16
RB Gary, Olandis	12	DE Williams, Alfred	6
FB Griffith, Howard	16	DT Lodish, Mike	2
WR Cooper, Andre	1	DT Pryce, Trevor	15
WR McCaffrey, Ed	15	DT Traylor, Keith	15
WR Nash, Marcus	1	LB Cadrez, Glenn	15
WR Smith, Rod	15	LB Mobley, John	2
TE Carswell, Dwayne	11	LB Romanowski, Bill	16
TE Sharpe, Shannon	5	LB Wilson, Al	12
C Nalen, Tom	16	CB Carter, Dale	14
T Jones, Tony	12	CB Crockett, Ray	16
T Lepsis, Matt	16	CB James, Chris	4
T Teague, Trey	4	CB Watson, Tyrone	1
G Banks, Chris	1	S Braxton, Tyrone	10
G Neil, Dan	15	S Brown, Eric	15
G Schlereth, Mark	16	S Coghill, George	5
		S Johnson, Darnius	2

1999 COACHES

Mike Shanahan (Head Coach), **Frank Bush** (Linebackers), **Barney Chavous** (Asst. Off. Line/Asst. Strength & Cond.), **Rick Dennison** (Special Teams), **Ed Donatelli** (Def. Backs), **George Dyer** (Def. Line), **Alex Gibbs** (Asst. Head Coach/Offensive Line), **Mike Heimerdinger** (Wide Receivers), **Gary Kubiak** (Off. Coordinator/QBs), **Pat McPherson** (Off. Asst.), **Brian Pariani** (Tight Ends), **Ricky Porter** (Strength & Conditioning Asst.), **Greg Robinson** (Def. Coordinator), **Greg Saporta** (Asst. Strength & Cond.), **Rick Smith** (Def. Assistant), **John Teerlink** (Pass Rush Specialist), **Terry Turney** (Def. Assistant), **Bobby Turner** (Running Backs), **Rich Tuten** (Strength & Conditioning).

1999 LEADERS / RANKINGS

INDIVIDUAL	PLAYER	NO.	AFC RANK	NFL RANK	NFL LEADER	NO.
Points	Elam	116	5t	6t	Vanderjagt (IND)	145
Passing Yards	Gary	1,159	6	11	James (IND)	1,553
Passing Yards	Griese	3,032	8	12	Beuerlein (CAR)	4,436
Passer Rating	Griese	75.6	11t	22t	Warner (STL)	109.2
Receiving Yards	R. Smith	1,020	9	24	Harrison (IND)	1,663
Receptions	R. Smith	79	5	15t	Smith (JAC)	116
Interceptions	James	5	5t	13t	Five Players	7
Sacks	Pryce	13	2	5	Carter (STL)	17
OFFENSE	NO.	AFC RANK	NFL RANK	NFL LEADER	NO.	
Points Per Game	19.6	11	18	St. Louis	32.9	
Total Yards Per Game	330.2	7	14	St. Louis	400.8	
Yards Per Play	5.0	7t	14t	St. Louis	6.5	
Rushing Yards Per Game	116.5	8	12	Jacksonville	130.7	
Net Passing Yards Per Game	213.7	7	15	St. Louis	272.1	
DEFENSE	NO.	AFC RANK	NFL RANK	NFL LEADER	NO.	
Points Per Game	19.9	8	11	Jacksonville	13.6	
Total Yards Per Game	297.1	5	7	Buffalo	252.3	
Yards Per Play	4.9	7t	9t	Baltimore	4.1	
Rushing Yards Per Game	108.6	12	19	St. Louis	74.3	
Net Passing Yards Per Game	213.7	7	8	Buffalo	167.2	

1999 KEY AWARDS

Pro Bowl (3): C Tom Nalen, DT Trevor Pryce, RB Detron Smith (special teams). **AP All-Pro (2):** DT Trevor Pryce (first team), C Tom Nalen (second team).

1999 NFL STANDINGS

AFC EAST	W	L	T	Pct	PF	PA
yz-Indianapolis	13	3	0	.813	423	333
x-Buffalo	11	5	0	.688	320	229
x-Miami	9	7	0	.563	326	336
New England	8	8	0	.500	299	284
New York Jets	8	8	0	.500	308	309

AFC CENTRAL

Team	W	L	T	Pct	PF	PA
*yz-Jacksonville	14	2	0	.875	396	217
x-Tennessee	13	3	0	.813	392	324
Baltimore	8	8	0	.500	324	277
Pittsburgh	6	10	0	.375	317	320
Cincinnati	4	12	0	.250	283	460
Cleveland	2	14	0	.125	217	437

AFC WEST

Team	W	L	T	Pct	PF	PA
y-Seattle	9	7	0	.563	338	298
Kansas City	9	7	0	.563	390	322
San Diego	8	8	0	.500	269	316
Oakland	8	8	0	.500	390	329
Denver	6	10	0	.375	314	318

NFC EAST

Team	W	L	T	Pct	PF	PA
y-Washington	10	6	0	.625	443	377
x-Dallas	8	8	0	.500	352	276
New York Giants	7	9	0	.438	299	358
Arizona	6	10	0	.375	245	382
Philadelphia	5	11	0	.313	272	357

NFC CENTRAL

Team	W	L	T	Pct	PF	PA
yz-Tampa Bay	11	5	0	.688	270	235
x-Minnesota	10	6	0	.625	399	335
x-Detroit	8	8	0	.500	322	323
Green Bay	8	8	0	.500	357	341
Chicago	6	10	0	.375	272	341

NFC WEST

Team	W	L	T	Pct	PF	PA
*yz-St. Louis	13	3	0	.813	526	242
Carolina	8	8	0	.500	421	381
Atlanta	5	11	0	.313	285	380
San Francisco	4	12	0	.250	295	453
New Orleans	3	13	0	.188	260	434

x - Playoffs; y - Division Title; z - First-round Bye; * - Home-field Advantage

WILD CARD PLAYOFF GAMES

1/8 - at Tennessee 22, Buffalo 16
 1/8 - at Washington 27, Detroit 13
 1/9 - Miami 20, at Seattle 17
 1/9 - at Minnesota 27, Dallas 10

DIVISIONAL PLAYOFF GAMES

1/15 - at Jacksonville 62, Miami 7
 1/15 - at Tampa Bay 14, Washington 13
 1/16 - Tennessee 19, at Indianapolis 16
 1/16 - at St. Louis 49, Minnesota 37

CONFERENCE CHAMPIONSHIPS

1/23 - Tennessee 33, at Jacksonville 14
 1/23 - at St. Louis 11, Tampa Bay 6

SUPER BOWL XXXIV (ATLANTA)

1/30 - St. Louis 23, Tennessee 16

1998 FINAL STATISTICS (14-2)

Head Coach: Mike Shanahan AFC West: 1st Home Stadium: Mile High Stadium

Date	W-L	Score	Opponent	Attendance	RUSHING	No.	Yds.	Avg.	Long	TD
Sept 7	W	27-21	New England	74,745	Davis	392	2008	5.1	70	21
Sept 13	W	42-23	Dallas	75,013	Loville	53	161	3.0	12	2
Sept 20	W	34-17	at Oakland	56,578	Brister	19	102	5.4	38	1
Sept 27	W	38-16	at Washington	71,880	Elway	37	94	2.5	16	1
Oct 4	W	41-16	Philadelphia	73,218	R. Smith	6	63	10.5	37	0
Oct 11	W	21-16	at Seattle	66,258	Hebron	9	31	3.4	8	1
Oct 25	W	37-24	Jacksonville	75,217	Griffith	4	13	3.3	16	0
Nov 1	W	33-26	at Cincinnati	59,974	Rouen	1	0	0.0	0	0
Nov 8	W	27-10	San Diego	74,925	Griese	4	-4	-1.0	0	0
Nov 16	W	30-7	at Kansas City	78,100	BRONCOS	525	2468	4.7	70	26
Nov 22	W	40-14	Oakland	75,325	OPPONENTS	356	1287	3.6	45	8
Nov 29	W	31-16	at San Diego	66,532						
Dec 6	W	35-31	Kansas City	74,962	RECEIVING	No.	Yds.	Avg.	Long	TD
Dec 13	L	16-20	at New York Giants	72,336	R. Smith	86	1222	14.2	58	6
Dec 21	L	21-31	at Miami	74,363	McCaffrey	64	1053	16.5	48	10
Dec 27	W	28-21	Seattle	74,057	Sharpe	64	768	12.0	38	10

TEAM STATISTICS		Den	Opp
TOTAL FIRST DOWNS			
Rushing		347	283
Passing		135	80
Penalty		186	183
3RD DOWN: MADE/ATT	90/207	88/225	
3rd Down Pct.	43.5	39.1	
4TH DOWN: MADE/ATT	4/10	10/19	
4th Down Pct.	40.0	52.6	
POSSESSION AVG.	32:08	27:52	
TOTAL NET YARDS	6092	4935	
Avg. Per Game	380.8	308.4	
Total Plays	1041	999	
Avg. Per Play	5.9	4.9	
NET YARDS RUSHING	2468	1287	
Avg. Per Game	154.3	80.4	
Total Rushes	525	356	
NET YARDS PASSING	3624	3648	
Avg. Per Game	226.5	228.0	
Sacked/Yards Lost	25/184	47/335	
Gross Yards	3808	3983	
Att./Completions	491/290	596/345	
Completion Pct.	59.1	57.9	
Had Intercepted	14	19	
PUNTS/AVERAGE	67/46.2	88/42.4	
NET PUNTING AVG.	67/37.6	88/36.1	
PENALTIES/YARDS	115/1023	113/865	
FUMBLES/BALL LOST	17/6	28/11	
TOUCHDOWNS	62	38	
Rushing	26	8	
Passing	32	28	
Returns	4	2	

SCORE BY PERIODS		1	2	3	4	OT	PTS
BRONCOS							
	144	156	64	137	0	501	0
OPPONENTS							
	54	87	58	110	0	309	0

SCORING		TD	Ru	Pa	Ret	PAT	FG	S	PTS
Davis	23	21	2	0				0	138
Elam	0	0	0	0	58/58	23/27	0	127	0
McCaffrey	10	0	10	0				0	62
Sharpe	10	0	10	0				0	60
R. Smith	7	0	6	1				0	42
Griffith	3	0	3	0				0	18
Hebron	2	1	0	1				0	12
Loville	2	2	0	0				0	12
Brister	1	1	0	0				0	6
Crockett	1	0	0	1				0	6
Elway	1	1	0	0				0	6
Gordon	1	0	0	1				0	6
Green	1	0	1	0				0	6
Rouen	0	0	0	0	0/1	0/0	0	0	0
BRONCOS	62	26	32	4	58/59	23/27	0	501	0
OPPONENTS	38	8	28	2	31/31	14/20	2	309	0

2-PT. CONVERSIONS: McCaffrey, **BRONCOS 1-3, OPPONENTS 2-7**
SACKS: Pryce 8.5, Tanuvasa 8.5, Romanowski 7.5, Cadrez 4.0, N. Smith 4.0, Hasselbach 3.0, Williams 3.0, Lodish 2.0, Traylor 2.0, Washington 2.0, Johnson 1.0, Mobley 1.0, Crockett 0.5, **BRONCOS 47.0, OPPONENTS 25.0**

PASSING	Att.	Comp.	Yds.	Comp.%	Yds/Att.	TD	TD%	Int	Int%	Long	Sack/Lost	Rating
Elway	356	210	2806	59.0	7.88	22	6.2	10	2.8	58	18/135	93.0
Brister	131	78	986	59.5	7.53	10	7.6	3	2.3	48	7/49	99.0
Griese	3	1	2	33.3	0.67	0	0.0	1	33.3	2	0/0	2.8
R. Smith	1	1	14	100.0	14.00	0	0.0	0	0.0	14	0/0	118.8
BRONCOS	491	290	3808	59.1	7.76	32	6.5	14	2.9	58	25/184	93.5
OPPONENTS	596	345	3983	57.9	6.68	28	4.7	19	3.2	75t	47/335	80.5

INTERCEPTIONS		No.	Yds.	Avg.	Long	TD
Gordon	4	125	31.3	55t	1	
Crockett	3	105	35.0	80t	1	
Johnson	2	79	39.5	45	0	
Romanowski	2	22	11.0	18	0	
Cadrez	2	11	5.5	6	0	
Braxton	1	72	72.0	72	0	
Coghill	1	20	20.0	20	0	
Atwater	1	4	4.0	4	0	
N. Smith	1	2	2.0	2	0	
Pryce	1	1	1.0	1	0	
Mobley	1	-2	-2.0	-2	0	
BRONCOS	19	439	23.1	80t	2	
OPPONENTS	14	270	19.3	94t	2	

PUNTING		No.	Yds.	Avg.	Net	TB	In20	Long	B
Rouen	66	3097	46.9	37.6	10	14	76	1	
BRONCOS	67	3097	46.2	37.6	10	14	76	1	
OPPONENTS	88	3733	42.4	36.1	8	22	69	1	

PUNT RETURNS		No.	FC	Yds.	Avg.	Long	TD
Gordon	3	6	379	11.1	44	0	
Coghill	3	2	20	6.7	8	0	
Paul	1	0	0	0.0	0	0	
BRONCOS	38	8	399	10.5	44	0	
OPPONENTS	43	2	381	8.9	39	0	

KICKOFF RETURNS		No.	Yds.	Avg.	Long	TD
Hebron	46	1216	26.4	95t	1	
Loville	6	105	17.5	25	0	
D. Smith	3	51	17.0	21	0	
Burns	2	17	8.5	17	0	
Tanuvasa	1	13	13.0	13	0	
BRONCOS	58	1402	24.2	95t	1	
OPPONENTS	89	2006	22.5	91	0	

FIELD GOALS		1-19	20-29	30-39	40-49	50+
Elam	0/0	3/3	13/14	4/6	3/4	
BRONCOS	0/0	3/3	13/14	4/6	3/4	
OPPONENTS	1/1	6/7	3/5	3/4	1/3	

ELAM: (53G,42G)()(35G,35G)(37G)()(31G,63G,32G)(33G,37G)(31G,26G)(42G,46G,35G)(33G,23G)(34G)(37B)(24G,38G,30G)
OPPONENTS: (39N,37B)(30G,54G,26G)(44G)(44N,37G)()(23G)(45G,51N)(25G,23G,52N)()(1)(27G)(20G)(36G,19G)(28N,42G)()

1998 DEFENSIVE STATS

(based on coaches' film review)

	TT	UT	A	S-YDS	I-YDS	PD	FF	FR
1 Mobley	132	105	27	1-7	1-2	13	2	1
2 Cadrez	105	76	29	4-20	2-11	2	3	0
3 Romanowski	95	71	24	7.5-56.5	2-22	9	3	3
4 Atwater	85	55	30	0-0	1-4	7	0	0
5 Gordon	74	61	13	0-0	4-125	12	0	1
6 Crockett	68	61	7	0.5-2.5	3-105	15	1	0
7 Pryce	59	48	11	8.5-56.5	1-1	0	0	0
8 Braxton	57	43	14	0-0	1-72	6	1	0
9 Tanuvasa	53	47	6	8.5-66.5	0-0	0	1	2
10 Traylor	49	40	9	2-8	0-0	2	0	1
11 E. Brown	43	29	14	0-0	0-0	3	0	1
12 Johnson	39	35	4	1-11	2-79	9	0	0
13 N. Smith	38	25	13	4-38	1-2	2	1	0
14 Washington	33	27	6	2-8	0-0	0	0	0
15 Hasselbach	27	24	3	3-26	0-0	0	0	0
16 Williams	19	11	8	3-24	0-0	2	0	0
17 Lodish	14	7	7	2-11	0-0	0	0	0
18 James	12	10	2	0-0	0-0	2	0	0
Coghill	12	9	3	0-0	1-20	1	0	0
20 Joyner	9	6	3	0-0	0-0	0	0	0
21 Burns	8	6	2	0-0	0-0	1	0	0
22 Paul	5	5	0	0-0	0-0	2	0	0
TEAM	1,036	801	235	47-335	19-439	88	12	9

1998 GAMES STARTED

OFFENSE	DEFENSE	
QB Brister, Bubby	4 DE Hasselbach, Harald	3
QB Elway, John	12 DE Smith, Neil	14
RB Davis, Terrell	16 DE Tanuvasa, Maa	16
FB Griffith, Howard	14 DT Lodish, Mike	1
FB Smith, Detron	2 DT Pryce, Trevor	15
WR Green, Willie	1 DT Traylor, Keith	14
WR McCaffrey, Ed	15 LB Cadrez, Glenn	15
WR Smith, Rod	16 LB Joyner, Seth	1
TE Carswell, Dwayne	1 LB Mobley, John	15
TE Sharpe, Shannon	16 LB Romanowski, Bill	16
C Nalen, Tom	16 CB Crockett, Ray	16
T Jones, Tony	16 CB Gordon, Darrien	16
T Swayne, Harry	16 CB Johnson, Darrius	2
G Neil, Dan	16 S Atwater, Steve	16
G Schlereth, Mark	16 S Braxton, Tyrone	6
	S Brown, Eric	10

1998 COACHES

Mike Shanahan (Head Coach), **Frank Bush** (Linebackers), **Barney Chavous** (Asst. Offensive Line/Asst. Strength & Conditioning), **Rick Dennison** (Special Teams), **Ed Donatelli** (Defensive Backs), **George Dyer** (Defensive Line), **Alex Gibbs** (Asst. Head Coach/Offensive Line), **Mike Heimerdinger** (Wide Receivers), **Gary Kubiak** (Offensive Coordinator/OBs), **Pat McPherson** (Defensive Asst.), **Brian Pariani** (Tight Ends), **Ricky Porter** (Offensive Asst.), **Greg Robinson** (Defensive Coordinator), **Greg Saporta** (Asst. Strength & Conditioning), **Rick Smith** (Defensive Asst.), **John Teerlink** (Pass Rush Specialist), **Bobby Turner** (Running Backs), **Rich Tuten** (Strength & Conditioning).

1998 LEADERS / RANKINGS

INDIVIDUAL	PLAYER	NO.	AFC RANK	NFL RANK	NFL LEADER	NO.
Points	Davis	138	2	3	Anderson (MIN)	164
Rushing Yards	Davis	2,008	1	1	Davis (DEN)	2,008
Passing Yards	Elway	2,806	6	12	Favre (GB)	4,212
Passer Rating	Brister	99.0	2	5	Cunningham (MIN)	106.0
Receiving	R. Smith	1,222	2	4	Freeman (GB)	1,424
Receptions	R. Smith	86	2	3	Sanders (ARI)	89
Interceptions	Gordon	4	14	24	Law (NE)	9
Sacks	Pryce/Tanuvasa	8.5	10	27	Swain (SEA)	16.5

OFFENSE	NO.	AFC RANK	NFL RANK	NFL LEADER	NO.
Points Per Game	31.3	1	2	Minnesota	34.8
Total Yards Per Game	380.8	1	3	San Francisco	425.0
Yards Per Play	5.9	1	3	Min./S.F.	6.2
Rushing Yards Per Game	154.3	1	2	San Francisco	159.0
Net Passing Yards Per Game	226.5	4	7	Minnesota	270.5

DEFENSE	NO.	AFC RANK	NFL RANK	NFL LEADER	NO.
Points Per Game	19.3	4	8	Miami	16.6
Total Yards Per Game	308.4	7	11	San Diego	263.0
Yards Per Play	4.9	6	9	San Diego	4.3
Rushing Yards Per Game	80.4	2	3	San Diego	71.3
Net Passing Yards Per Game	228.0	14	26	Philadelphia	170.0

1998 KEY AWARDS

Pro Bowl (10): S Steve Atwater, RB Terrell Davis, K Jason Elam, QB John Elway, T Tony Jones, WR Ed McCaffrey, C Tom Nalen, LB Bill Romanowski, G Mark Schlereth, TE Shannon Sharpe. **AP All-Pro (4):** RB Terrell Davis (first team), K Jason Elam (second team), WR Ed McCaffrey (second team), TE Shannon Sharpe (first team). **AP NFL MVP:** RB Terrell Davis. **AP NFL Offensive Player of the Year:** RB Terrell Davis. **Super Bowl XXXIII MVP:** QB John Elway.

1998 NFL STANDINGS

AFC EAST

Team	W	L	T	Pct	PF	PA
yz-New York Jets	12	4	0	.750	416	266
x-Miami	10	6	0	.625	321	265
x-Buffalo	10	6	0	.625	400	333
x-New England	9	7	0	.563	337	329
Indianapolis	3	13	0	.188	310	444

AFC CENTRAL

Team	W	L	T	Pct	PF	PA
y-Jacksonville	11	5	0	.688	392	338
Tennessee	8	8	0	.500	330	320
Pittsburgh	7	9	0	.438	263	303
Baltimore	6	10	0	.375	269	335
Cincinnati	3	13	0	.188	268	452

AFC WEST

Team	W	L	T	Pct	PF	PA
*yz-Denver	14	2	0	.875	501	309
Oakland	8	8	0	.500	288	356
Seattle	8	8	0	.500	372	310
Kansas City	7	9	0	.438	327	363
San Diego	5	11	0	.313	241	342

NFC EAST

Team	W	L	T	Pct	PF	PA
y-Dallas	10	6	0	.625	381	275
x-Arizona	9	7	0	.563	325	378
New York Giants	8	8	0	.500	287	309
Washington	6	10	0	.375	319	421
Philadelphia	3	13	0	.188	161	344

NFC CENTRAL

Team	W	L	T	Pct	PF	PA
*yz-Minnesota	15	1	0	.938	556	296
x-Green Bay	11	5	0	.688	408	319
Tampa Bay	8	8	0	.500	314	295
Detroit	5	11	0	.313	306	378
Chicago	4	12	0	.250	276	368

NFC WEST

Team	W	L	T	Pct	PF	PA
yz-Atlanta	14	2	0	.875	442	289
x-San Francisco	12	4	0	.750	479	328
New Orleans	6	10	0	.375	305	359
St. Louis	4	12	0	.250	285	378
Carolina	4	12	0	.250	336	413

x - Playoffs; y - Division Title; z - First-round Bye; * - Home-field Advantage

WILD CARD PLAYOFF GAMES

- 1/2 - at Miami 24, Buffalo 17
- 1/2 - Arizona 20, at Dallas 7
- 1/3 - at Jacksonville 25, New England 10
- 1/3 - at San Francisco 30, Green Bay 27

DIVISIONAL PLAYOFF GAMES

- 1/9 - at Denver 38, Miami 3
- 1/9 - at Atlanta 20, San Francisco 18
- 1/10 - at New York Jets 34, Jacksonville 24
- 1/10 - at Minnesota 41, Arizona 21

CONFERENCE CHAMPIONSHIPS

- 1/17 - at Denver 23, New York Jets 10
- 1/17 - Atlanta 30, at Minnesota 27 (OT)

SUPER BOWL XXXIII (MIAMI)

- 1/31 - Denver 34, Atlanta 19

1997 DEFENSIVE STATS

(based on coaches' film review)

	TT	UT	A	S-YDS	I-YDS	PD	FF	FR
1 Mobley	162	113	49	4-23	1-13	8	3	1
2 Romanowski	117	77	40	2-18	1-7	2	2	0
3 Braxton	90	74	16	0.5-0.5	4-113	9	1	3
4 Crockett	83	69	14	0-0	4-18	21	1	0
Atwater	83	61	22	1-18	2-42	8	0	2
6 Aldridge	80	55	25	0-0	0-0	6	1	0
7 Gordon	62	50	12	2-2	4-64	11	1	1
8 Traylor	51	39	12	2-20	1-62	2	0	0
9 Williams	48	39	9	8.5-74	0-0	1	1	1
10 N. Smith	46	38	8	8.5-39.5	0-0	4	1	0
11 Pryce	28	20	8	2-9.5	0-0	0	0	0
12 Hasselbach	23	19	4	1.5-14.5	0-0	1	0	0
13 Tanuvasa	21	20	1	8.5-44.5	0-0	0	0	0
14 Johnson	17	17	0	0-0	0-0	7	0	0
McKyer	17	12	5	1-13	1-0	5	1	0
16 Lodish	14	9	5	1-7.5	0-0	0	0	1
17 Perry	11	9	2	0-0	0-0	3	1	0
18 Cadrez	8	7	1	0-0	0-0	0	0	0
19 Dodge	7	6	1	0-0	0-0	0	0	0
20 Hilliard	5	2	3	0-0	0-0	2	0	0
21 Burns	3	2	1	0-0	0-0	0	0	0
22 E. Jones	1	1	0	0-0	0-0	0	0	0
Veland	1	1	0	0-0	0-0	1	0	0
Richie	1	0	1	0.5-2	0-0	0	0	0
TEAM	979	740	239	44-298	18-319	91	13	9

1997 GAMES STARTED

OFFENSE	DEFENSE		
QB Elway, John	16	DE Hasselbach, Harald	3
RB Davis, Terrell	15	DE Smith, Neil	13
RB Hebron, Vaughn	1	DE Williams, Alfred	16
FB Griffith, Howard	13	DT Perry, Michael Dean	8
WR Green, Willie	1	DT Pryce, Trevor	3
WR McCaffrey, Ed	15	DT Tanuvasa, Maa	5
WR Smith, Rod	16	DT Traylor, Keith	16
TE Carswell, Dwayne	3	LB Aldridge, Allen	15
TE Sharpe, Shannon	16	LB Mobley, John	16
C Nalen, Tom	16	LB Romanowski, Bill	16
T Brown, Jamie	2	CB Crockett, Ray	16
T Jones, Tony	16	CB Gordon, Darrien	16
T Zimmerman, Gary	14	CB McKyer, Tim	1
G Diaz-Infante, David	7	S Atwater, Steve	15
G Habib, Brian	14	S Braxton, Tyrone	16
G Schlereth, Mark	11	S Dodge, Dedrick	1

1997 COACHES

Mike Shanahan (Head Coach), **Frank Bush** (Linebackers), **Barney Chavous** (Asst. Offensive Line/Asst. Strength & Conditioning), **Rick Dennison** (Special Teams), **Ed Donatelli** (Defensive Backs), **George Dyer** (Defensive Line), **Alex Gibbs** (Asst. Head Coach/Offensive Line), **Mike Heimerdinger** (Wide Receivers), **Gary Kubiak** (Offensive Coordinator/Quarterbacks), **Brian Pariani** (Tight Ends), **Ricky Porter** (Offensive Asst.), **Greg Robinson** (Defensive Coordinator), **Greg Saporta** (Asst. Strength & Conditioning), **Rick Smith** (Defensive Asst.), **John Teerlink** (Pass Rush Specialist), **Bobby Turner** (Running Backs), **Rich Tuten** (Strength & Conditioning).

1997 LEADERS / RANKINGS

INDIVIDUAL	PLAYER	NO.	AFC RANK	NFL RANK	NFL LEADER	NO.
Points	Elam	124	2	4	Hollis (JAC)	134
Rushing Yards	Davis	1,750	1	2	Sanders (DET)	2,053
Passing Yards	Elway	3,635	4	5	Favre (GB)	3,867
Passer Rating	Elway	87.5	4	7	Young (SF)	104.7
Receiving Yards	R. Smith	1,180	4	8t	Moore (DET)	1,584
Receptions	Sharpe	72	7t	15t	Moore (DET)	104
Interceptions	Three Players	4	8t	23t	McNeil (STL)	9
Sacks	Three Players	8.5	10t	25t	Randall (MIN)	15.5

OFFENSE	NO.	AFC RANK	NFL RANK	NFL LEADER	NO.
Points Per Game	29.5	1	1	Denver	29.5
Total Yards Per Game	367.0	1	1	Denver	367.0
Yards Per Play	5.5	1t	3t	Detroit	5.6
Rushing Yards Per Game	148.6	3	4	Pittsburgh	154.9
Net Passing Yards Per Game	218.4	7	9	Seattle	247.4

DEFENSE	NO.	AFC RANK	NFL RANK	NFL LEADER	NO.
Points Per Game	17.9	2t	6t	Kansas City	14.5
Total Yards Per Game	291.9	1	5	San Francisco	250.8
Yards Per Play	4.9	4t	12t	San Francisco	4.2
Rushing Yards Per Game	112.7	10	16	Pittsburgh	82.4
Net Passing Yards Per Game	179.3	2	5	Dallas	157.6

1997 KEY AWARDS

Pro Bowl (5): RB Terrell Davis, QB John Elway, C Tom Nalen, TE Shannon Sharpe, DE Neil Smith. **AP All-Pro (3):** RB Terrell Davis (first team), LB John Mobley (first team), TE Shannon Sharpe (first team). **Super Bowl XXXII MVP:** RB Terrell Davis.

1997 NFL STANDINGS

AFC EAST

Team	W	L	T	Pct	PF	PA
y-New England	10	6	0	.625	369	289
x-Miami	9	7	0	.563	339	327
New York Jets	9	7	0	.563	348	287
Buffalo	6	10	0	.375	255	367
Indianapolis	3	13	0	.188	313	401

AFC CENTRAL

Team	W	L	T	Pct	PF	PA
y-Pittsburgh	11	5	0	.688	372	307
x-Jacksonville	11	5	0	.688	394	318
Tennessee	8	8	0	.500	333	310
Cincinnati	7	9	0	.438	355	405
Baltimore	6	9	1	.406	326	345

AFC WEST

Team	W	L	T	Pct	PF	PA
*yz-Kansas City	13	3	0	.813	375	232
x-Denver	12	4	0	.750	472	287
Seattle	8	8	0	.500	365	362
Oakland	4	12	0	.250	324	419
San Diego	4	12	0	.250	266	425

NFC EAST

Team	W	L	T	Pct	PF	PA
y-New York Giants	10	5	1	.656	307	265
Washington	8	7	1	.531	327	289
Philadelphia	6	9	1	.406	317	372
Dallas	6	10	0	.375	304	314
Arizona	4	12	0	.250	283	379

NFC CENTRAL

Team	W	L	T	Pct	PF	PA
yz-Green Bay	13	3	0	.813	422	282
x-Tampa Bay	10	6	0	.625	299	263
x-Detroit	9	7	0	.563	379	306
x-Minnesota	9	7	0	.563	354	359
Chicago	4	12	0	.250	263	421

NFC WEST

Team	W	L	T	Pct	PF	PA
*yz-San Francisco	13	3	0	.813	375	265
Carolina	7	9	0	.438	265	314
Atlanta	7	9	0	.438	320	361
New Orleans	6	10	0	.375	327	327
St. Louis	5	11	0	.313	299	359

x - Playoffs; y - Division Title; z - First-round Bye; * - Home-field Advantage

WILD CARD PLAYOFF GAMES

12/27 - at Denver 42, Jacksonville 17
 12/27 - Minnesota 23, at New York Giants 22
 12/28 - at New England 17, Miami 3
 12/28 - at Tampa Bay 20, Detroit 10

DIVISIONAL PLAYOFF GAMES

1/3 - at Pittsburgh 7, New England 6
 1/3 - at San Francisco 38, Minnesota 22
 1/4 - Denver 14, at Kansas City 10
 1/4 - at Green Bay 21, Tampa Bay 7

CONFERENCE CHAMPIONSHIPS

1/11 - Denver 24, at Pittsburgh 21
 1/11 - Green Bay 23, at San Francisco 10

SUPER BOWL XXXII (SAN DIEGO)

1/25 - Denver 31, Green Bay 24

1996 FINAL STATISTICS (13-3)

Head Coach: Mike Shanahan AFC West: 1st Home Stadium: Mile High Stadium

Date	W-L	Score	Opponent	Attendance	RUSHING	No.	Yds.	Avg.	Long	TD
Sept 1	W	31-6	New York Jets	70,595	Davis	345	1538	4.5	71t	13
Sept 8	W	30-20	at Seattle	43,671	Hebron	49	262	5.3	47	0
Sept 15	W	27-23	Tampa Bay	71,535	Elway	50	249	5.0	22	4
Sept 22	L	14-17	at Kansas City	79,439	Craver	59	232	3.9	28	2
Sept 29	W	14-10	at Cincinnati	51,798	Lewis	4	39	9.8	18	0
Oct 6	W	28-17	San Diego	75,058	Miller	3	39	13.0	26t	1
Oct 20	W	45-34	Baltimore	70,453	Rivers	2	6	3.0	3	0
Oct 27	W	34-7	Kansas City	75,652	R. Smith	1	1	1.0	1	0
Nov 4	W	22-21	at Oakland	61,179	Musgrave	12	-4	-0.3	6	0
Nov 10	W	17-12	Chicago	75,555	BRONCOS	525	2362	4.5	71t	20
Nov 17	W	34-8	at New England	59,452	OPPONENTS	345	1331	3.9	56	5
Nov 24	W	21-17	at Minnesota	59,142						
Dec 1	W	34-7	Seattle	74,982						
Dec 8	L	6-41	at Green Bay	60,712						
Dec 15	W	24-19	Oakland	75,466						
Dec 22	L	10-16	at San Diego	46,801						

TEAM STATISTICS		Den	Opp
TOTAL FIRST DOWNS		336	261
Rushing		134	67
Passing		180	165
Penalty		22	29
3RD DOWN: MADE/ATT		112/229	78/217
3rd Down Pct.		48.9	35.9
4TH DOWN: MADE/ATT		6/11	7/16
4th Down Pct.		54.5	43.8
POSSESSION AVG.		33:17	26:43
TOTAL NET YARDS		5791	4470
Avg. Per Game		361.9	279.4
Total Plays		1092	951
Avg. Per Play		5.3	4.7
NET YARDS RUSHING		2362	1331
Avg. Per Game		147.6	83.2
Total Rushes		525	345
NET YARDS PASSING		3429	3139
Avg. Per Game		214.3	196.2
Sacked/Yards Lost		31/233	40/274
Gross Yards		3662	3413
Att./Completions		536/327	566/302
Completion Pct.		61.0	53.4
Had Intercepted		17	23
PUNTS/AVERAGE		65/41.8	83/46.1
NET PUNTING AVG.		65/36.2	83/37.4
PENALTIES/YARDS		109/949	119/834
FUMBLES/BALL LOST		27/15	26/9
TOUCHDOWNS		47	31
Rushing		20	5
Passing		26	22
Returns		1	4

SCORE BY PERIODS	1	2	3	4	OT	Total
BRONCOS	131	132	65	63	0	391
OPPONENTS	52	77	78	68	0	275

SCORING	TD	Ru	Pa	Rt	PAT	FG	2pt	PTS
Elam	0	0	0	0	46/46	21/28	0	109
Davis	15	13	2	0	0	0	0	90
Sharpe	10	0	10	0	0	0	0	60
McCaffrey	7	0	7	0	0	0	0	42
Elway	4	4	0	0	0	0	0	24
Miller	4	1	3	0	0	0	0	24
Craver	3	2	1	0	0	0	0	18
R. Smith	2	0	2	0	0	0	0	12
Braxton	1	0	0	1	0	0	0	6
Sherrard	1	0	1	0	0	0	0	6
BRONCOS	47	20	26	1	46/46	21/28	0	391
OPPONENTS	31	5	22	4	25/25	20/23	2	275

2-PT. CONVERSIONS: BRONCOS 0-1, OPPONENTS 2-6

SACKS: A. Williams 13.0, Geathers 5.0, Tanuvasa 5.0, Crockett 4.0, Perry 3.5, Romanowski 3.0, Hasselbach 2.0, Lodish 1.5, Mobley 1.5, D. Williams 1.0, Robinson 0.5, **BRONCOS 40.0, OPPONENTS 31.0**

PASSING	Att.	Comp.	Yds.	Comp.%	Yd./Att.	TD	TD%	Int	Int%	LG	Sack/Lost	Rating
Elway	466	287	3328	61.6	7.14	26	5.6	14	3.0	51	26/194	89.2
Musgrave	52	31	276	59.6	5.31	0	0.0	2	3.8	46	4/32	57.9
Lewis	17	9	58	52.9	3.41	0	0.0	1	5.9	11	1/7	35.9
Craver	1	0	0	0.0	0.00	0	0.0	0	0.0	0	0/0	39.6
BRONCOS	536	327	3662	61.0	6.83	26	4.9	17	3.2	51	31/233	84.3
OPPONENTS	566	302	3413	53.4	6.03	22	3.9	23	4.1	51t	40/274	67.7

RECEIVING	No.	Yds.	Avg.	Long	TD
Sharpe	80	1062	13.3	51	10
Miller	56	735	13.1	46	3
McCaffrey	48	553	11.5	39t	7
Craver	39	297	7.6	39t	1
Davis	36	310	8.6	23	2
R. Smith	16	237	14.8	49t	2
Sherrard	16	185	11.6	25t	1
Carswell	15	85	5.7	11	0
Chamberlain	12	129	10.8	17	0
Hebron	7	43	6.1	11	0
Kinchen	1	27	27.0	27	0
Rivers	1	-1	-1.0	-1	0
BRONCOS	327	3662	11.2	51	26
OPPONENTS	302	3413	11.3	51t	22

INTERCEPTIONS	No.	Yds.	Avg.	Long	TD
Braxton	9	128	14.2	69t	1
Atwater	3	11	3.7	11	0
Romanowski	3	1	0.3	1	0
Crockett	2	34	17.0	34	0
Washington	2	17	8.5	23	0
James	2	15	7.5	15	0
Hilliard	1	27	27.0	27	0
Mobley	1	8	8.0	8	0
BRONCOS	23	241	10.5	69t	1
OPPONENTS	17	171	10.1	34	0

PUNTING	No.	Yds.	Avg.	Net	TB	In20	In30	B
Rouen	65	2714	41.8	36.2	5	16	57	0
BRONCOS	65	2714	41.8	36.2	5	16	57	0
OPPONENTS	83	3825	46.1	37.4	7	18	67	0

PUNT RETURNS	No.	FC	Yds.	Avg.	Long	TD
Kinchen	26	4	300	11.5	40	0
R. Smith	23	15	283	12.3	36	0
BRONCOS	49	19	583	11.9	40	0
OPPONENTS	23	22	261	11.3	88t	1

KICKOFF RETURNS	No.	Yds.	Avg.	Long	TD
Hebron	45	1099	24.4	59	0
Chamberlain	3	49	16.3	21	0
Jeffers	1	18	18.0	18	0
R. Smith	1	29	29.0	29	0
BRONCOS	50	1195	23.9	59	0
OPPONENTS	76	1602	21.1	97t	1

FIELD GOALS	1-19	20-29	30-39	40-49	50+
Elam	2/2	8/8	4/5	6/10	1/3
OPPONENTS	0/0	8/8	7/8	4/5	1/2

ELAM: (28G) (18G, 28G, 33G) (45G, 20G) (52N, 34N) () () (34G) (40G, 47N, 29G) (36G, 43G, 28G) (24G) (52N, 28G, 47G) (42N) (44G, 18G) (40G, 39G) (38G, 40N) (51G, 45N).

OPPONENTS: () (27G, 40G) (24G, 35G, 28G) (37G) (44G) (27G) (45G, 33G) (54N) (30N) (35G, 48G) (40N), (27G) () (33G, 22G) (28G, 35G) (50G, 21G, 22G).

1996 DEFENSIVE STATS

(based on coaches' film review)

	TT	UT	A	S-YDS	I-YDS	PD	FF	FR
1 Romanowski	128	94	34	3-15	3-1	12	0	3
2 Aldridge	121	74	47	0-0	0-0	6	1	0
3 Atwater	116	89	27	0-0	3-11	9	1	0
4 Braxton	102	78	24	0-0	9-128	19	3	1
5 Mobley	95	67	26	1.5-2	1-8	4	0	0
6 Crockett	68	56	12	4-29	2-34	15	3	0
7 A. Williams	65	55	10	13-103	0-0	4	5	1
8 Washington	44	33	11	0-0	2-17	10	0	0
9 Perry	39	33	6	3.5-22	0-0	4	2	1
10 Hilliard	30	26	4	0-0	1-27	5	0	0
Lodish	30	19	11	1.5-8.5	0-0	0	0	0
12 Tanuvasa	24	15	9	5-39	0-0	1	0	1
13 Williams	22	17	5	0-0	2-15	7	1	1
D. Williams	22	14	8	1-3	0-0	0	0	1
15 Geathers	18	13	5	5-34	0-0	0	0	0
16 Hasselbach	17	14	3	2-16	0-0	2	2	0
17 Hauck	16	10	6	0-0	0-0	0	0	0
18 Cadrez	15	7	8	0-0	0-0	0	0	0
19 Johnson	9	8	1	0-0	0-0	2	1	0
20 Burns	5	2	3	0-0	0-0	0	0	0
21 R. Jones	3	2	1	0-0	0-0	1	0	0
E. Jones	3	2	1	0-0	0-0	0	0	0
23 Robinson	2	1	1	0.5-2.5	0-0	0	0	0
TOTALS	992	729	263	40-274	23-241	101	19	9

1996 GAMES STARTED

OFFENSE		DEFENSE	
QB Elway, John	15	DE Hasselbach, Harald	1
QB Musgrave, Bill	1	DE Williams, Alfred	16
RB Davis, Terrell	16	DE Williams, Dan	15
FB Craver, Aaron	15	DT Lodish, Mike	16
WR McCaffrey, Ed	15	DT Perry, Michael Dean	15
WR Miller, Anthony	16	DT Tanuvasa, Maa	1
WR Smith, Rod	1	LB Aldridge, Allen	16
TE Carswell, Dwayne	2	LB Mobley, John	16
TE Sharpe, Shannon	15	LB Romanowski, Bill	16
C Nalen, Tom	16	CB Crockett, Ray	15
T Brown, Jamie	2	CB Hilliard, Randy	3
T Thompson, Broderick	16	CB James, Tory	2
T Zimmerman, Gary	14	CB Washington, Lionel	12
G Diaz-Infante, David	2	S Atwater, Steve	16
G Habib, Brian	16	S Braxton, Tyrone	16
G Schlereth, Mark	14		

1996 COACHES

Mike Shanahan (Head Coach), **Frank Bush** (Linebackers), **Barnes Chavous** (Asst. Offensive Line/Asst. Strength and Conditioning), **Rick Densten** (Offensive Asst.), **Ed Donatelli** (Defensive Backs), **George Dyer** (Defensive Line), **Alex Gibbs** (Asst. Head Coach/Offensive Line), **Mike Heimerdinger** (Wide Receivers), **Gary Kubiak** (Offensive Coordinator/QBs), **Brian Pariani** (Tight Ends), **Greg Robinson** (Defensive Coordinator), **Greg Saporta** (Administrative Asst./Strength and Conditioning), **Richard Smith** (Special Teams), **Rick Smith** (Defensive Asst.), **Bobby Turner** (Running Backs), **Rich Tulen** (Strength and Conditioning).

1996 LEADERS / RANKINGS

INDIVIDUAL	PLAYER	NO.	AFC RANK	NFL RANK	NFL LEADER	NO.
Points	Elam	109	8	14	Kasay (CAR)	145
Rushing Yards	Davis	1,538	1	2	Sanders (DET)	1,553
Passing Yards	Elway	3,328	5	7	Brunell (JAC)	4,367
Passer Rating	Elway	89.2	1	4	Young (SF)	97.2
Receiving Yards	Sharpe	1,062	9	15	Brice (STL)	1,338
Receptions	Sharpe	80	8t	16	Rice (SF)	108
Interceptions	Braxton	9	1	1t	Braxton (DEN)/Lyle (STL)	9
Sacks	A. Williams	13	3t	5t	Greene (CAR)	14.5

OFFENSE	NO.	AFC RANK	NFL RANK	NFL LEADER	NO.
Points Per Game	24.4	2	4	Green Bay	28.5
Total Yards Per Game	361.9	1	1	Denver	361.9
Yards Per Play	5.3	3	4t	Baltimore	5.6
Rushing Yards Per Game	147.6	1	1	Denver	147.6
Net Passing Yards Per Game	214.3	7	13	Baltimore	248.6

DEFENSE	NO.	AFC RANK	NFL RANK	NFL LEADER	NO.
Points Per Game	17.2	3	7	Green Bay	13.1
Total Yards Per Game	279.4	2	4	Green Bay	259.8
Yards Per Play	4.7	3t	6t	Green Bay	4.2
Rushing Yards Per Game	83.2	1	1	Denver	83.2
Net Passing Yards Per Game	136.2	4	10	Green Bay	171.3

1996 KEY AWARDS

Pro Bowl (9): S Steve Atwater, S Tyrone Braxton, RB Terrell Davis, QB John Elway, DE Michael Dean Perry, LB Bill Romanowski, TE Shannon Sharpe, DE Alfred Williams, T Gary Zimmerman. **AP All-Pro (6):** S Steve Atwater (second team), RB Terrell Davis (first team), QB John Elway (second team), TE Shannon Sharpe (first team), DE Alfred Williams (first team), T Gary Zimmerman (first team). **AP NFL Offensive Player of the Year:** RB Terrell Davis. **Sports Illustrated NFL MVP:** RB Terrell Davis. **K.C. 101 Club AFC Coach of the Year:** Mike Shanahan.

1996 NFL STANDINGS

AFC EAST

Team	W	L	T	Pct	PF	PA
yz-New England	11	5	0	.688	418	313
x-Buffalo	10	6	0	.625	319	266
x-Indianapolis	9	7	0	.563	317	334
Miami	8	8	0	.500	339	325
New York Jets	1	15	0	.063	279	454

AFC CENTRAL

Team	W	L	T	Pct	PF	PA
y-Pittsburgh	10	6	0	.625	344	257
x-Jacksonville	9	7	0	.563	325	335
Houston	8	8	0	.500	345	319
Cincinnati	8	8	0	.500	372	369
Baltimore	4	12	0	.250	371	441

AFC WEST

Team	W	L	T	Pct	PF	PA
*yz-Denver	13	3	0	.813	391	275
Kansas City	9	7	0	.563	297	300
San Diego	8	8	0	.500	310	376
Oakland	7	9	0	.438	340	293
Seattle	7	9	0	.438	317	376

NFC EAST

Team	W	L	T	Pct	PF	PA
y-Dallas	10	6	0	.625	286	250
x-Philadelphia	10	6	0	.625	363	341
Washington	9	7	0	.563	364	312
Arizona	7	9	0	.438	300	397
New York Giants	6	10	0	.375	242	297

NFC CENTRAL

Team	W	L	T	Pct	PF	PA
*yz-Green Bay	13	3	0	.813	456	210
x-Minnesota	9	7	0	.563	298	315
Chicago	7	9	0	.438	283	305
Tampa Bay	6	10	0	.375	221	293
Detroit	5	11	0	.313	302	368

NFC WEST

Team	W	L	T	Pct	PF	PA
yz-Carolina	12	4	0	.750	367	218
x-San Francisco	12	4	0	.750	398	257
St. Louis	6	10	0	.375	303	409
Atlanta	3	13	0	.188	309	461
New Orleans	3	13	0	.188	229	339

x - Playoffs; y - Division Title; z - First-round Bye; * - Home-field Advantage

WILD CARD PLAYOFF GAMES

12/28 - Jacksonville 30, at Buffalo 27
 12/28 - at Dallas 40, Minnesota 15
 12/29 - at Pittsburgh 42, Indianapolis 14
 12/29 - at San Francisco 14, Philadelphia 0

DIVISIONAL PLAYOFF GAMES

1/4 - Jacksonville 30, at Denver 27
 1/4 - at Green Bay 35, San Francisco 14
 1/5 - at New England 28, Pittsburgh 3
 1/5 - at Carolina 26, Dallas 17

CONFERENCE CHAMPIONSHIPS

1/12 - at New England 20, Jacksonville 6
 1/12 - at Green Bay 30, Carolina 13

SUPER BOWL XXXI (NEW ORLEANS)

1/26 - Green Bay 35, New England 21

1995 FINAL STATISTICS (8-8)

Head Coach: Mike Shanahan AFC West: 4th Home Stadium: Mile High Stadium

Date	W-L	Score	Opponent	Attendance	RUSHING	No.	Yds.	Avg.	Long	TD
Sept 3	W	22-7	Buffalo	75,157	Davis	237	1117	4.7	60	7
Sept 10	L	21-31	at Dallas	64,578	Craver	73	333	4.6	23	5
Sept 17	W	38-31	Washington	71,930	Milburn	49	266	5.4	29	0
Sept 24	L	6-17	at San Diego	58,978	Elway	41	176	4.3	25	1
Oct 1	L	10-27	at Seattle	49,914	Bernstine	23	76	3.3	18	1
Oct 8	W	37-3	at New England	60,074	Pritchard	6	17	2.8	9	0
Oct 16	W	27-0	Oakland	75,491	Miller	3	8	2.7	7	0
Oct 22	L	7-21	Kansas City	71,044	Miller	1	5	5.0	5	0
Nov 5	W	38-6	Arizona	71,488	Rivers	2	2	1.0	1	0
Nov 12	L	13-31	at Philadelphia	60,842	McCaffrey	1	-1	-1.0	-1	0
Nov 19	W	30-27	San Diego	74,681	Musgrave	4	-4	-1.0	0	0
Nov 26	L	33-42	at Houston	36,113	BRONCOS	440	1995	4.5	60	14
Dec 3	W	31-23	Jacksonville	72,231	OPPONENTS	451	1895	4.2	74	19
Dec 10	L	27-31	Seattle	71,488						
Dec 17	L	17-20	at Kansas City	75,061						
Dec 24	W	31-28	at Oakland	50,074						

TEAM STATISTICS		Den	Opp
TOTAL FIRST DOWNS			
Rushing		344	322
Passing		114	114
Penalty		205	186
		25	22
3RD DOWN: MADE/ATT		89/207	92/212
3rd Down Pct.		43.0	43.4
4TH DOWN: MADE/ATT		8/18	10/21
4th Down Pct.		44.4	47.6
POSSESSION AVG.		30:09	29:51
TOTAL NET YARDS		6040	5193
Avg. Per Game		377.5	324.6
TOTAL PLAYS		1060	1010
Avg. Per Play		5.7	5.1
NET YARDS RUSHING		1995	1895
Avg. Per Game		124.7	118.4
Total Rushes		440	451
NET YARDS PASSING		4045	3298
Avg. Per Game		252.8	206.1
Sacked/Yards Lost		26/215	30/220
Gross Yards		4260	3518
Att./Completions		594/350	529/297
Completion Pct.		58.9	56.1
Had Intercepted		14	8
PUNTS/AVERAGE		54/40.9	76/42.8
NET PUNTING AVG.		54/37.3	76/34.9
PENALTIES/YARDS		109/851	103/848
FUMBLES/BALL LOST		25/16	20/13
TOUCHDOWNS			
Rushing		42	44
Passing		17	19
Returns		20	20
		1	5

SCORE BY PERIODS	1	2	3	4	OT	Total
BRONCOS	96	137	64	91	0	388
OPPONENTS	72	103	68	102	0	345

SCORING	TD	Ru	Pa	Rt	PAT	FG	S	PTS
Elam	0	0	0	0	39/39	31/38	0	132
Miller	14	0	14	0	0/0	0/0	0	84
Davis	8	7	1	0	0/0	0/0	0	48
Craver	6	5	1	0	0/0	0/0	0	36
Sharpe	4	0	4	0	0/0	0/0	0	24
Pritchard	3	0	3	0	0/0	0/0	0	18
McCaffrey	2	0	2	0	0/0	0/0	0	14
Elway	1	1	0	0	0/0	0/0	0	14
Bernstine	1	1	0	0	0/0	0/0	0	6
Evans	1	0	1	0	0/0	0/0	0	6
Smith	1	0	1	0	0/0	0/0	0	6
Crockett	1	0	0	1	0/0	0/0	0	6
BRONCOS	42	14	27	1	39/39	31/38	0	388
OPPONENTS	44	19	20	5	42/42	13/19	0	345

2-PT. CONVERSIONS: Elway, McCaffrey, **BRONCOS 2-3, OPPONENTS 0-2**

SACKS: Perry 6.0, Fletcher 5.0, Hasselbach 4.0, Crockett 3.0, Cadrez 2.0, Dronett 2.0, Williams 2.0, Aldridge 1.5, Burns 1.5, Jones 1.0, Robinson 1.0, Alexander 0.5, Wilson 0.5,

BRONCOS 30.0, OPPONENTS 26.0												
PASSING	Att.	Comp.	Yds.	Comp.%	Yd./Att.	TD	TD%	Int	Int%	LG	Sack/Lost	Rating
Elway	542	316	3970	58.3	7.32	26	4.8	14	2.6	62t	22/180	86.4
Miller	40	26	197	65.0	4.93	1	2.5	0	0.0	18	4/32	85.1
Musgrave	12	8	93	66.7	7.75	0	0.0	0	0.0	23	0/0	89.9
BRONCOS	594	350	4260	58.9	7.17	27	4.5	14	2.4	62t	26/215	86.4
OPPONENTS	529	297	3518	56.1	6.65	20	3.8	8	1.5	57	30/220	82.9

RECEIVING		No.	Yds.	Avg.	Long	TD
Sharpe		63	756	12.0	49	4
Miller		59	1079	18.3	62t	14
Davis		49	367	7.5	31	1
Craver		43	369	8.6	32	1
McCaffrey		39	477	12.2	35	2
Pritchard		33	441	13.4	45t	3
Milburn		22	191	8.7	23	0
Johnson		12	170	14.2	23	0
Evans		12	124	10.3	22	1
Smith		6	152	25.3	43t	1
Bernstine		5	54	10.8	38	0
Carswell		3	37	12.3	5	0
Rivers		3	32	10.7	23	0
Chamberlain		1	11	11.0	11	0
BRONCOS	350	4260	12.2	62t	27	
OPPONENTS	297	3518	11.8	57	20	

INTERCEPTIONS		No.	Yds.	Avg.	Long	TD
Atwater		3	54	18.0	25	0
Braxton		2	36	18.0	36	0
Alexander		2	5	2.5	4	0
Hager		1	19	19.0	19	0
BRONCOS	8	114	14.3	36	0	
OPPONENTS	14	103	7.4	29	0	

PUNTING		No.	Yds.	Avg.	Net	TB	In20	Long	B
Rouen		52	2192	42.2	37.6	3	22	61	1
Elam		1	17	17.0	17.0	0	1	17	0
BRONCOS	54	2209	40.9	37.3	3	23	61	1	
OPPONENTS	76	3253	42.8	34.9	12	18	62	0	

PUNT RETURNS		No.	FC	Yds.	Avg.	Long	TD
Milburn		31	17	354	11.4	44	0
Crockett		0	0	4	—	4	0
Smith		0	1	0	—	—	0
BRONCOS	31	18	358	11.5	44	0	
OPPONENTS	25	12	137	5.5	52	0	

KICKOFF RETURNS		No.	Yds.	Avg.	Long	TD
Milburn		47	1269	27.0	86	0
Craver		7	50	7.1	13	0
Smith		4	54	13.5	17	0
Robinson		1	14	14.0	14	0
Burns		1	5	5.0	5	0
BRONCOS	60	1392	23.2	86	0	
OPPONENTS	77	1671	21.7	94t	2	

FIELD GOALS		1-19	20-29	30-39	40-49	50+
Elam		0/0	7/9	14/15	5/7	5/7
OPPONENTS	0/0	4/4	4/7	4/5	1/3	

ELAM: (22G,52G,20G,38N,38G,37G) () (20G) (23G,52G) (23N,52N,30G) (37G,30G,51G) (30G,32G,33G,37G) () (53G) (44G,48G) (20G,35G,46N,32G) (56G,48N,35G) (38G) (29G,46G,66N) (49G) (45G,28N,27G,37G)

OPPONENTS: () (45G) (30N,31G) (45G) (48N,45G,20G) (51G) () (35N) (31G,20G,54N) (52N,39G) (29G,32G) () (47G) (36G) (37N) ()

1995 DEFENSIVE STATS

(based on coaches' film review)

	TT	UT	A	S-YDS	I-YDS	PD	FF	FR
1 Atwater	148	107	41	0-0	3-54	8	3	0
2 Aldridge	110	77	33	1.5-10.5	0-0	3	1	1
Braxton	110	74	36	0-0	2-36	10	0	0
4 Crockett	78	61	17	3-32	0-0	16	1	1
5 Wyman	73	54	19	0-0	0-0	1	1	0
6 Washington	62	46	16	0-0	0-0	9	1	1
7 J. Jones	49	26	23	1-8	0-0	0	0	2
8 Hager	48	35	13	0-0	1-19	5	0	0
9 Cadrez	44	22	22	2-3	0-0	0	2	0
10 Perry	42	38	4	6-52	0-0	8	2	0
11 Fletcher	40	34	6	5-42	0-0	1	2	0
12 Alexander	36	28	8	0.5-1	2-5	3	1	0
13 D. Jones	25	17	8	0-0	0-0	1	2	0
14 Hasselbach	24	15	9	4-23	0-0	2	0	4
15 Burns	22	14	8	1.5-9	0-0	0	1	0
16 Hilliard	20	16	4	0-0	0-0	4	1	0
17 Thomas	17	12	5	0-0	0-0	3	1	0
18 Hauck	16	10	6	0-0	0-0	1	0	0
19 R. Jones	10	8	2	0-0	0-0	3	0	0
20 Dronett	8	5	3	2-12	0-0	1	0	0
21 Williams	6	5	1	2-19	0-0	1	0	0
Robinson	6	3	3	1-4	0-0	0	0	1
23 Lodish	4	4	0	0-0	0-0	0	0	0
24 Garnett	3	3	0	0-0	0-0	0	0	0
25 Bradford	1	1	0	0-0	0-0	1	0	0
Wilson	1	1	0	0.5-4.5	0-0	0	0	0
TOTALS	1,003	716	287	30-220	7-114	81	19	10

1995 GAMES STARTED

OFFENSE

DEFENSE

QB Elway, John	16	DE Dronett, Shane	2
RB Bernstein, Rod	3	DE Hasselbach, Harald	10
RB Craver, Aaron	12	DE Williams, Dan	6
RB Davis, Terrell	14	DT Jones, James	16
RB Milburn, Glyn	1	DT Perry, Michael Dean	14
WR Johnson, Vance	1	LB Aldridge, Allen	12
WR McCaffrey, Ed	4	LB Alexander, Elijah	8
WR Miller, Anthony	14	LB Cadrez, Glenn	7
WR Pritchard, Mike	13	LB Fletcher, Simon	16
WR Smith, Rod	1	LB Hager, Britt	5
TE Carswell, Dwayne	2	LB Jones, Dante	5
TE Evans, Jerry	2	LB Wyman, Dave	11
TE Sharpe, Shannon	12	CB Crockett, Ray	16
C Nalen, Tom	15	CB Washington, Lionel	16
C Tamm, Ralph	1	S Atwater, Steve	16
T Thompson, Broderick	16	S Braxton, Tyrone	16
T Zimmerman, Gary	16		
G Habib, Brian	16		
G Schlereth, Mark	16		

1995 COACHES

Mike Shanahan (Head Coach), **Frank Bush** (Linebackers), **Barney Chavous** (Asst. Offensive Line/Asst. Strength and Conditioning), **Rick Dennison** (Offensive Asst.), **Ed Donatelli** (Defensive Backs), **George Dyer** (Defensive Line), **Alex Gibbs** (Asst. Head Coach/Offensive Line), **Mike Heimerdinger** (Wide Receivers), **Gary Kubiak** (Offensive Coordinator/QBs), **Brian Pariani** (Tight Ends), **Al Reynolds** (Defensive Asst./Asst. Defensive Backs), **Greg Robinson** (Defensive Coordinator), **Greg Saporita** (Administrative Asst./Strength and Conditioning), **Richard Smith** (Special Teams), **Bobby Turner** (Running Backs), **Rich Tuten** (Strength and Conditioning).

1995 DEFENSERS / RANKINGS

INDIVIDUAL	PLAYER	NO.	AFC RANK	NFL RANK	NFL LEADER	NO.
Points	Elam	132	2	3t	Smith (DAL)	150
Rushing Yards	Davis	1,117	3	9	Smith (DAL)	1,773
Passing Yards	Elway	3,970	1	5t	Favre (GB)	4,413
Passer Rating	Elway	86.4	6	14	Harbaugh (IND)	100.7
Receiving Yards	Miller	1,079	5	16	Rice (SF)	1,848
Receptions	Sharpe	63	12t	29t	Moore (DET)	123
Interceptions	Atwater	3	16t	37t	Thomas (MIN)	9
Sacks	Perry	6	25t	48t	Paup (BUF)	17.5

OFFENSE	NO.	AFC RANK	NFL RANK	NFL LEADER	NO.
Points Per Game	24.3	3	9	San Francisco	28.6
Total Yards Per Game	377.5	1	3	Detroit	382.1
Yards Per Play	5.7	1	3t	Detroit	6.0
Rushing Yards Per Game	124.7	3	5	Kansas City	138.9
Net Passing Yards Per Game	252.8	2	7	San Francisco	288.0

DEFENSE	NO.	AFC RANK	NFL RANK	NFL LEADER	NO.
Points Per Game	21.6	9	17	Kansas City	15.1
Total Yards Per Game	324.6	9	15	San Francisco	274.9
Yards Per Play	5.1	9	14t	Kansas City	4.3
Rushing Yards Per Game	118.4	11	23	San Francisco	66.3
Net Passing Yards Per Game	206.1	5	9	New York Jets	171.3

1995 KEY AWARDS

Pro Bowl (6): S Steve Atwater, K Jason Elam, KR Glyn Milburn, WR Anthony Miller, TE Shannon Sharpe, T Gary Zimmerman. **AP All-Pro (4):** K Jason Elam (second team), KR Glyn Milburn (second team), TE Shannon Sharpe (second team), T Gary Zimmerman (second team). **Football Digest NFL Rookie of the Year:** RB Terrell Davis.

1995 NFL STANDINGS

AFC EAST

Team	W	L	T	Pct	PF	PA
y-Buffalo	10	6	0	.625	350	335
x-Indianapolis	9	7	0	.563	331	316
x-Miami	9	7	0	.563	398	332
New England	6	10	0	.375	294	377
New York Jets	3	13	0	.188	233	384

AFC CENTRAL

Team	W	L	T	Pct	PF	PA
yz-Pittsburgh	11	5	0	.688	407	327
Cincinnati	7	9	0	.438	349	374
Houston	7	9	0	.438	348	324
Cleveland	5	11	0	.313	289	356
Jacksonville	4	12	0	.250	275	404

AFC WEST

Team	W	L	T	Pct	PF	PA
*yz-Kansas City	13	3	0	.813	358	241
x-San Diego	9	7	0	.563	321	323
Seattle	8	8	0	.500	363	366
Denver	8	8	0	.500	388	345
Oakland	8	8	0	.500	348	332

NFC EAST

Team	W	L	T	Pct	PF	PA
*yz-Dallas	12	4	0	.750	435	291
x-Philadelphia	10	6	0	.625	318	338
Washington	6	10	0	.375	326	359
New York Giants	5	11	0	.313	290	340
Arizona	4	12	0	.250	275	422

NFC CENTRAL

Team	W	L	T	Pct	PF	PA
y-Green Bay	11	5	0	.688	404	314
x-Detroit	10	6	0	.625	436	336
Chicago	9	7	0	.563	392	360
Minnesota	8	8	0	.500	412	385
Tampa Bay	7	9	0	.438	238	335

NFC WEST

Team	W	L	T	Pct	PF	PA
yz-San Francisco	11	5	0	.688	457	258
x-Atlanta	9	7	0	.563	362	349
St. Louis	7	9	0	.438	309	411
Carolina	7	9	0	.438	289	325
New Orleans	7	9	0	.438	319	348

x - Playoffs; y - Division Title; z - First-round Bye; * - Home-field Advantage

WILD CARD PLAYOFF GAMES

12/30 - at Buffalo 37, Miami 22
 12/30 - at Philadelphia 58, Detroit 37
 12/31 - Indianapolis 35, at San Diego 20
 12/31 - at Green Bay 37, Atlanta 20

DIVISIONAL PLAYOFF GAMES

1/6 - at Pittsburgh 40, Buffalo 21
 1/6 - Green Bay 27, at San Francisco 17
 1/7 - Indianapolis 10, at Kansas City 7
 1/7 - at Dallas 30, Philadelphia 11

CONFERENCE CHAMPIONSHIPS

1/14 - at Pittsburgh 20, Indianapolis 16
 1/14 - at Dallas 38, Green Bay 27

SUPER BOWL XXX (TEMPE, ARIZ.)

1/28 - Dallas 27, Pittsburgh 17

1994 FINAL STATISTICS (7-9)

Head Coach: Wade Phillips AFC West: 4th Home Stadium: Mile High Stadium

Date	W-L	Score	Opponent	Attendance	RUSHING	No.	Yds.	Avg.	Long	TD
Sept 4	L	34-37	San Diego	74,032	L. Russell	190	620	3.3	22	9
Sept 11	L	22-25	at New York Jets (OT)	73,436	Elway	58	235	4.1	21	4
Sept 18	L	16-48	L.A. Raiders	75,764	Milburn	58	201	3.5	20	1
Sept 26	L	20-27	at Buffalo	75,373	Clark	56	168	3.0	12	3
Oct 9	W	16-9	at Seattle	63,872	Bernstine	17	91	5.4	24	0
Oct 17	L	28-31	Kansas City	75,151	Rivers	43	83	1.9	11	2
Oct 23	W	20-15	at San Diego	61,626	Millen	5	57	11.4	24	0
Oct 30	W	26-14	Cleveland	73,190	Campbell	2	6	3.0	6	0
Nov 6	L	21-27	at L.A. Rams	48,103	D. Russell	1	6	6.0	6	0
Nov 13	W	17-10	Seattle	71,290	Miller	1	3	3.0	3	0
Nov 20	W	32-28	Atlanta	70,594	BRONCOS	431	1470	3.4	24	19
Nov 27	W	15-13	Cincinnati	69,714	OPPONENTS	432	1752	4.1	36	12
Dec 4	W	20-17	at Kansas City (OT)	77,631	RECEIVING	No.	Yds.	Avg.	Long	TD
Dec 11	L	13-23	at L.A. Raiders	60,016	Sharpe	87	1010	11.6	44	4
Dec 17	L	19-42	San Francisco	64,884	Milburn	77	549	7.1	33	3
Dec 24	L	28-30	New Orleans	64,445	Miller	60	1107	18.5	76	5

TEAM STATISTICS	Den	Opp
TOTAL FIRST DOWNS	346	303
Rushing	101	103
Passing	202	182
Penalty	43	18
3RD DOWN: MADE/ATT	87/231	86/217
3rd Down Pct.	37.7	39.6
4TH DOWN: MADE/ATT	7/17	3/10
4th Down Pct.	41.2	30.0
POSSESSION AVG.	30:58	29:02
TOTAL NET YARDS	5487	5907
Avg. Per Game	342.9	369.2
Total Plays	1112	1023
Avg. Per Play	4.9	5.8
NET YARDS RUSHING	1470	1752
Avg. Per Game	91.9	109.5
Total Rushes	431	432
NET YARDS PASSING	4017	4155
Avg. Per Game	251.1	259.7
Sacked/Yards Lost	55/366	23/141
Gross Yards	4383	4296
Att./Completions	626/388	568/322
Completion Pct.	62.0	56.7
Had Intercepted	13	12
PUNTS/AVERAGE	76/42.9	76/43.5
NET PUNTING AVG.	76/37.1	76/35.8
PENALTIES/YARDS	101/865	134/1031
FUMBLES/BALL LOST	27/18	24/14
TOUCHDOWNS	37	43
Rushing	19	12
Passing	18	28
Returns	0	3

SCORE BY PERIODS	1	2	3	4	OT	Total
BRONCOS	53	96	102	93	3	347
OPPONENTS	64	148	77	104	3	396

SCORING	TD	Ru	Pa	Rt	PAT	FG	S	PTS
Elam	0	0	0	0	29/29	30/37	0	119
L. Russell	9	9	0	0	0/0	0/0	0	54
Miller	5	0	5	0	0/0	0/0	0	32
Sharpe	4	0	4	0	0/0	0/0	0	28
Elway	4	4	0	0	0/0	0/0	0	24
Milburn	4	1	3	0	0/0	0/0	0	24
Clark	3	3	0	0	0/0	0/0	0	18
Evans	2	0	2	0	0/0	0/0	0	12
Rivers	2	2	0	0	0/0	0/0	0	12
Campbell	1	0	1	0	0/0	0/0	0	6
Pritchard	1	0	1	0	0/0	0/0	0	6
D. Russell	1	0	1	0	0/0	0/0	0	6
Tillman	1	0	1	0	0/0	0/0	0	6
BRONCOS	37	19	18	0	29/29	30/37	0	347
OPPONENTS	43	12	28	3	35/35	31/37	0	396

2-PT. CONVERSIONS: Sharpe 2, Miller, **BRONCOS 3-8, OPPONENTS 5-8**

SACKS: Fletcher 7.0, Dronett 6.0, Washington 2.5, Hasselbach 2.0, Mecklenburg 1.5, Alexander 1.0, Bradford 1.0, Robinson 1.0, D. Smith 1.0, **BRONCOS 23.0, OPPONENTS 55.0**

RECEIVING	No.	Yds.	Avg.	Long	TD
Sharpe	87	1010	11.6	44	4
Milburn	77	549	7.1	33	3
Miller	60	1107	18.5	76	5
L. Russell	38	227	6.0	19	0
Tillman	28	455	16.3	63	1
D. Russell	25	342	13.7	43	1
Rivers	20	136	6.8	25	0
Pritchard	19	271	14.3	50t	1
Evans	13	127	9.8	20t	2
Bernstine	9	70	7.8	16	0
Clark	9	47	5.2	10	0
Kimbrough	2	20	10.0	12	0
Campbell	1	22	22.0	22t	1
BRONCOS	388	4383	11.3	76	18
OPPONENTS	322	4296	13.3	75t	28

INTERCEPTIONS	No.	Yds.	Avg.	Long	TD
Jones	2	9	4.5	9	0
Hilliard	2	8	4.0	8	0
Crockett	2	6	3.0	6	0
Atwater	1	24	24.0	24	0
Washington	1	5	5.0	5	0
Fletcher	1	4	4.0	4	0
Alexander	1	2	2.0	2	0
B. Smith	1	0	0.0	0	0
Williams	1	-3	-3.0	-3	0
BRONCOS	12	55	4.6	24	0
OPPONENTS	13	288	22.2	99t	3

PUNTING	No.	Yds.	Avg.	Net	TB	In20	Long	B
Rouen	76	3258	42.9	37.1	8	23	59	0
TEAM	76	3258	42.9	37.1	8	23	59	0
OPPONENTS	76	3303	43.5	35.8	10	21	62	0

PUNT RETURNS	No.	FC	Yds.	Avg.	Long	TD
Milburn	41	4	379	9.2	44	0
BRONCOS	41	4	379	9.2	44	0
OPPONENTS	39	13	275	7.1	29	0

KICKOFF RETURNS	No.	Yds.	Avg.	Long	TD
Milburn	37	793	21.4	40	0
By'not'e	24	545	22.7	41	0
D. Russell	5	105	21.0	34	0
Campbell	3	24	8.0	11	0
Clark	3	34	11.3	20	0
Carswell	1	0	0.0	0	0
Evans	1	6	6.0	6	0
Swann	1	16	16.0	16	0
BRONCOS	75	1523	20.3	41	0
OPPONENTS	70	1396	19.9	62	0

FIELD GOALS	1-19	20-29	30-39	40-49	50+
Elam	0/0	11/11	11/11	7/12	1/3
OPPONENTS	3/3	8/9	11/13	9/10	0/2

ELAM: (25G, 43G) (43G,21G,29G) (43G) (41N, 28G, 43G) (26G,33G,37G,43N) () (49N,54G,25G) (27G,32G) (42G,57N,29G) (42G) (35G,50B) (34G,33G,45N,37G,44N) (34G,34G) (20G,21G) (28G,45G) (32G,30G)

OPPONENTS: (27G) (39G) (42G,33G) (36G, 28G) (37G, 36G,42G) (27N,19G) (22G,39G,37G, 26G,44G) (43G,45G) (35G,18G) (56N,19G) () (43G,32G,51N) (22G,37B) (44G,29G,47G,30G, 28G) () (26G,44B,32B,37G,40G)

PASSING	Att.	Comp.	Yds.	Comp.%	Yd./Att.	TD	TD%	Int	Int%	LG	Sack/Lost	Rating
Elway	494	307	3490	62.1	7.06	16	3.2	10	2.0	63	46/303	85.7
Millen	131	81	893	61.8	6.82	2	1.5	3	2.3	76	9/63	77.6
Rivers	1	0	0	0.0	0.00	0	0.0	0	0.0	0	0/0	39.6
BRONCOS	626	388	4383	62.0	7.00	18	2.9	13	2.1	76	55/366	83.8
OPPONENTS	568	322	4296	56.7	7.56	28	4.9	12	2.1	75t	23/141	88.5

1994 DEFENSIVE STATS

(based on coaches' film review)

	TT	UT	A	S-YDS	I-YDS	PD	FF	FR
1 Alexander	172	105	67	1-10	1-2	7	0	1
2 Atwater	125	72	53	0-0	1-24	8	1	2
3 Mecklenburg	85	52	33	1.5-11	0-0	3	2	2
4 Washington	82	49	33	2.5-13	1-5	3	2	0
5 Fletcher	76	42	34	7-41	1-4	5	1	2
6 Crockett	70	48	22	0-0	2-6	20	0	2
7 B. Smith	68	54	14	0-0	1-0	14	0	0
8 Hasselbach	66	40	26	2-13	0-0	1	1	0
9 Dronett	63	39	24	6-35	0-0	5	1	0
10 R. Jones	55	37	18	0-0	2-9	5	0	1
11 Croel	52	29	23	0-0	0-0	1	1	0
12 Hilliard	51	46	25	0-0	2-8	14	2	0
13 D. Smith	42	25	17	1-9	0-0	5	1	0
14 D. Hall	34	18	16	0-0	0-0	1	0	0
15 Bradford	27	18	9	1-8	0-0	5	0	0
16 Fuller	22	17	5	0-0	0-0	3	0	0
Williams	22	11	11	0-0	1-3	2	0	0
18 Harvey	21	9	12	0-0	0-0	2	0	0
19 Burns	18	14	4	0-0	0-0	0	0	0
20 J. Robinson	14	8	6	1-1	0-0	1	0	0
21 Wyman	11	7	4	0-0	0-0	0	0	0
22 Aldridge	8	1	7	0-0	0-0	0	0	0
23 Oshodin	5	5	0	0-0	0-0	0	0	0
24 Sanders	3	1	2	0-0	0-0	0	0	0
25 By'not'e	1	1	0	0-0	0-0	0	0	0
Donahue	1	0	1	0-0	0-0	0	0	0
TOTAL	1,194	748	446	23-141	12-55	105	11	11

1994 GAMES STARTED

OFFENSE

QB Elway, John	14
QB Millen, Hugh	2
RB Bernstein, Rod	3
RB Clark, Derrick	4
RB Milburn, Glyn	6
RB Rivers, Reggie	1
RB Russell, Leonard	14
WR Campbell, Jeff	1
WR Miller, Anthony	14
WR Russell, Derek	12
WR Tillman, Cedric	3
TE Evans, Jerry	9
TE Sharpe, Shannon	13
C Widell, Dave	16
T Freeman, Russell	7
T Maggs, Don	1
T Scrafford, Kirk	8
T Zimmerman, Gary	16
G Habib, Brian	16
G Melander, Jon	15
G Nalen, Tom	1

DEFENSE

DE Dronett, Shane	15
DE Fletcher, Simon	16
DE Hasselbach, Harald	3
DE Williams, Dan	15
NT Washington, Ted	16
LB Aldridge, Allen	16
LB Alexander, Elijah	1
LB Burns, Keith	1
LB Croel, Mike	12
LB Fuller, Randy	1
LB Harvey, Richard	1
LB Mecklenburg, Karl	15
CB Bradford, Ronnie	1
CB Crockett, Ray	14
CB Hilliard, Randy	14
CB Smith, Ben	4
S Atwater, Steve	14
S Hall, Darryl	13
S Jones, Rondell	2
S Smith, Dennis	12

1994 COACHES

Wade Phillips (Head Coach), **Vernon Banks** (Strength & Conditioning), **Barney Chavous** (Defensive Line Asst./Strength & Conditioning Asst.), **Jim Fassel** (Asst. Head Coach/Offensive Coordinator), **Mo Forte** (Wide Receivers), **Leon Fuller** (Defensive Backs), **Bishop Harris** (Running Backs), **John Lepra** (Offensive Line), **Rex Norris** (Defensive Line), **Al Reynolds** (Asst. Defensive Backs/Quality Control), **Harold Richardson** (Special Asst. to the Head Coach/Offense), **Richard Smith** (Special Teams/Linebackers), **Les Steckel** (Tight Ends), **Charlie Waters** (Defensive Coordinator), **John Paul Young** (Linebackers).

1994 LEADERS / RANKINGS

INDIVIDUAL	PLAYER	NO.	AFC RANK	NFL RANK	NFL LEADER	NO.
Points	Elam	119	2	3	Carney (SD)	135
Rushing Yards	Russell	620	15	27	Sanders (DET)	1,863
Passing Yards	Elway	3,490	3	8	Bledsoe (NE)	4,555
Passer Rating	Elway	85.7	2	4	Young (SF)	112.8
Receiving Yards	Miller	1,107	6	15	Rice (SF)	1,499
Receptions	Sharpe	87	4	8	Carter (MIN)	122
Interceptions	Jones/Hilliard/Crockett	2	32	69	Williams (ARI)	9
Sacks	Fletcher	7	16	31	Greene (PIT)	14

OFFENSE	NO.	AFC RANK	NFL RANK	NFL LEADER	NO.
Points Per Game	21.7	4	10	San Francisco	31.6
Total Yards Per Game	342.9	4	6	Miami	379.9
Yards Per Play	4.9	5	14	San Francisco	5.8
Rushing Yards Per Game	91.9	13	23	Pittsburgh	136.3
Net Passing Yards Per Game	273.9	3	4	New England	286.4

DEFENSE	NO.	AFC RANK	NFL RANK	NFL LEADER	NO.
Points Per Game	24.8	13	26	Cleveland	12.8
Total Yards Per Game	369.2	14	28	Dallas	269.6
Yards Per Play	5.8	14	28	Dallas	4.3
Rushing Yards Per Game	109.5	8	16	Minnesota	68.1
Net Passing Yards Per Game	259.7	4	28	Dallas	172.0

1994 KEY AWARDS

Pro Bowl (4): S Steve Atwater, QB John Elway, TE Shannon Sharpe, T Gary Zimmerman.

1994 NFL STANDINGS

AFC EAST

Team	W	L	T	Pct	PF	PA
y-Miami	10	6	0	.625	389	327
x-New England	10	6	0	.625	351	312
Indianapolis	8	8	0	.500	307	320
Buffalo	7	9	0	.438	340	356
New York Jets	6	10	0	.375	264	320

AFC CENTRAL

Team	W	L	T	Pct	PF	PA
*yz-Pittsburgh	12	4	0	.750	316	234
x-Cleveland	11	5	0	.688	340	204
Cincinnati	3	13	0	.188	276	406
Houston	2	14	0	.125	226	352

AFC WEST

Team	W	L	T	Pct	PF	PA
yz-San Diego	11	5	0	.688	381	306
x-Kansas City	9	7	0	.563	319	298
L.A. Raiders	9	7	0	.563	303	327
Denver	7	9	0	.438	347	396
Seattle	6	10	0	.375	287	323

NFC EAST

Team	W	L	T	Pct	PF	PA
yz-Dallas	12	4	0	.750	414	248
New York Giants	9	7	0	.563	279	305
Arizona	8	8	0	.500	235	267
Philadelphia	7	9	0	.438	308	308
Washington	3	13	0	.188	320	412

NFC CENTRAL

Team	W	L	T	Pct	PF	PA
y-Minnesota	10	6	0	.625	356	314
x-Green Bay	9	7	0	.563	382	287
x-Detroit	9	7	0	.563	357	342
x-Chicago	9	7	0	.563	271	307
Tampa Bay	6	10	0	.375	251	351

NFC WEST

Team	W	L	T	Pct	PF	PA
*yz-San Francisco	13	3	0	.813	505	296
New Orleans	7	9	0	.438	348	407
Atlanta	7	9	0	.438	317	385
L.A. Rams	4	12	0	.250	286	365

x - Playoffs; y - Division Title; z - First-round Bye; * - Home-field Advantage

WILD CARD PLAYOFF GAMES

12/31 - at Miami 27, Kansas City 17
 12/31 - at Green Bay 16, Detroit 12
 1/1 - at Cleveland 20, New England 13
 1/1 - Chicago 35, at Minnesota 18

DIVISIONAL PLAYOFF GAMES

1/7 - at Pittsburgh 29, Cleveland 9
 1/7 - at San Francisco 44, Chicago 15
 1/8 - at San Diego 22, Miami 21
 1/8 - at Dallas 35, Green Bay 9

CONFERENCE CHAMPIONSHIPS

1/15 - San Diego 17, at Pittsburgh 13
 1/15 - at San Francisco 38, Dallas 28

SUPER BOWL XXIX (MIAMI)

1/29 - San Francisco 49, San Diego 26

1993 FINAL STATISTICS (9-7)

Head Coach: Wade Phillips AFC West: 3rd Home Stadium: Mile High Stadium

Date	W-L	Score	Opponent	Attendance	RUSHING	No.	Yds.	Avg.	Long	TD
Sept 5	W	26-20	at New York Jets	68,130	Bernstine	223	816	3.7	24	4
Sept 12	W	34-17	San Diego	75,074	Delpino	131	445	3.4	18	8
Sept 20	L	7-15	at Kansas City	78,453	Milburn	52	231	4.4	26	0
Oct 3	W	35-13	Indianapolis	74,953	Elway	44	153	3.5	18	0
Oct 10	L	27-30	at Green Bay	58,943	Rivers	15	50	3.3	14	1
Oct 18	L	20-23	L.A. Raiders	75,712	Rouen	1	0	0.0	0	0
Oct 31	W	28-17	Seattle	73,644	Maddox	2	-2	-1.0	-1	0
Nov 7	W	29-14	at Cleveland	77,818	BRONCOS	468	1693	3.6	26	13
Nov 14	L	23-26	Minnesota	67,329	OPPONENTS	397	1418	3.6	28	6
Nov 21	W	37-13	Pittsburgh	74,840						
Nov 28	W	17-9	at Seattle	57,812	RECEIVING	No.	Yds.	Avg.	Long	TD
Dec 5	L	10-13	at San Diego	60,233	Sharpe	81	995	12.3	63	9
Dec 12	W	27-21	Kansas City	75,822	Russell	44	719	16.3	43	3
Dec 18	W	13-3	at Chicago	53,056	Bernstine	44	372	8.5	41	0
Dec 26	L	10-17	Tampa Bay	73,434	Milburn	38	300	7.9	50	3
Jan 2	L	30-33	at L.A. Raiders (OT)	66,904	V. Johnson	36	517	14.4	56	5
					Marshall	28	360	12.9	40	2
					Delpino	26	195	7.5	25	0
					R. Johnson	20	243	12.2	38	1
					Tillman	17	193	11.4	30	2
					Kimbrough	8	79	9.9	16	0
					Rivers	6	59	9.8	17	1
					K. Taylor	1	28	28.0	28	0
					Wyman	1	1	1.0	11	1
					BRONCOS	350	4061	11.6	63	27
					OPPONENTS	314	3969	12.6	74	21

TEAM STATISTICS	Den	Opp
TOTAL FIRST DOWNS	327	280
Rushing	105	86
Passing	187	181
Penalty	35	13
3RD DOWN: MADE/ATT	98/225	71/215
3rd Down Pct.	43.6	33.0
4TH DOWN: MADE/ATT	2/11	8/17
4th Down Pct.	18.2	47.1
POSSESSION AVG.	31:23	28:37
TOTAL NET YARDS	5461	5149
Avg. Per Game	341.3	321.8
Total Plays	1060	1005
Avg. Per Play	5.2	5.1
NET YARDS RUSHING	1693	1418
Avg. Per Game	105.8	88.6
Total Rushes	468	397
NET YARDS PASSING	3768	3731
Avg. Per Game	235.5	233.2
Sacked/Yards Lost	39/293	46/238
Gross Yards	4061	3969
Att./Completions	553/350	562/314
Completion Pct.	63.3	55.9
Had Intercepted	10	18
PUNTS/AVERAGE	68/44.4	81/43.7
NET PUNTING AVG.	68/37.1	81/36.0
PENALTIES/YARDS	112/822	128/1019
FUMBLES/BALL LOST	29/18	27/13
TOUCHDOWNS	42	27
Rushing	13	6
Passing	27	21
Returns	2	0

SCORE BY PERIODS	1	2	3	4	OT	Total
BRONCOS	66	147	91	69	0	373
OPPONENTS	53	82	62	84	3	284

SCORING	TD	Ru	Pa	Rt	PAT	FG	S	PTS
Elam	0	0	0	0	41/42	26/35	0	119
Sharpe	9	0	9	0	0/0	0/0	0	54
Delpino	8	8	0	0	0/0	0/0	0	48
V. Johnson	5	0	5	0	0/0	0/0	0	30
Bernstine	4	4	0	0	0/0	0/0	0	24
Russell	4	0	3	1	0/0	0/0	0	24
Milburn	3	0	3	0	0/0	0/0	0	18
Rivers	2	1	1	0	0/0	0/0	1	14
Marshall	2	0	2	0	0/0	0/0	0	12
Tillman	2	0	2	0	0/0	0/0	0	12
Croel	1	0	0	1	0/0	0/0	0	6
R. Johnson	1	0	1	0	0/0	0/0	0	6
Wyman	1	0	1	0	0/0	0/0	0	6
BRONCOS	42	13	27	2	41/42	26/35	1	373
OPPONENTS	27	6	21	0	27/27	31/36	1	284

SACKS: Fletcher 13.5, Mecklenburg 9.0, Dronett 7.0, Croel 5.0, J. Robinson 3.5, Kragen 3.0, Wyman 2.0, Atwater 1.0, Oshodin 1.0, Williams 1.0. **BRONCOS 46.0, OPPONENTS 39.0**

PASSING	Att.	Comp.	Yds.	Comp.%	Yd./Att.	TD	TD%	Int	Int%	LG	Sack/Lost	Rating
Elway	551	348	4030	63.2	7.31	25	4.5	10	1.8	63	39/293	92.8
Maddox	1	1	1	100.0	1.00	1	100.0	0	0.0	1t	0/0	118.8
Marshall	1	1	30	100.0	30.00	1	100.0	0	0.0	30t	0/0	158.3
BRONCOS	553	350	4061	63.3	7.34	27	4.9	10	1.8	63	39/293	94.2
OPPONENTS	562	314	3969	55.9	7.06	21	3.7	18	3.2	74t	46/238	77.2

INTERCEPTIONS	No.	Yds.	Avg.	Long	TD
Smith	3	57	19.0	36	0
Braxton	3	37	12.3	25	0
Atwater	2	81	40.5	68	0
Dronett	2	13	6.5	7	0
Lang	2	4	2.0	4	0
Croel	1	22	22.0	22t	1
F. Robinson	1	13	13.0	13	0
Wyman	1	9	9.0	9	0
Bradford	1	0	0.0	0	0
Dimry	1	0	0.0	0	0
Hall	1	0	0.0	0	0
BRONCOS	18	236	13.1	68	1
OPPONENTS	10	79	7.9	19	0

PUNTING	No.	Yds.	Avg.	Net	TB	In20	Long	B
Rouen	67	3017	45.0	37.1	8	17	62	1
TEAM	68	3017	44.4	37.1	8	17	62	1
OPPONENTS	81	3541	43.7	36.0	10	22	61	2

PUNT RETURNS	No.	FC	Yds.	Avg.	Long	TD
Milburn	40	11	425	10.6	54	0
Bradford	1	0	0	0.0	0	0
BRONCOS	41	11	425	10.4	54	0
OPPONENTS	33	8	337	10.2	37	0

KICKOFF RETURNS	No.	Yds.	Avg.	Long	TD
Russell	18	374	20.8	49	0
Milburn	12	188	15.7	26	0
Delpino	7	146	20.9	49	0
Meeks	1	9	9.0	9	0
Sharpe	1	0	0.0	0	0
BRONCOS	39	717	18.4	49	0
OPPONENTS	63	1119	17.8	68	0

FIELD GOALS	1-19	20-29	30-39	40-49	50+
Elam	0/0	11/12	7/7	4/10	4/6
OPPONENTS	1/1	8/8	10/10	8/12	4/5

ELAM: (28G,30G,30G,41G) (20G,54G) () (53N) (47G,37G) (40G,42N,37G) (47N) (22G,38G) (26B,53G) (48G,27G,28G) (25G,45G,40N) (30G,42N) (36G,53G) (29G,24G,41N) (51N,24G) (52G,24G,27G,40N)

OPPONENTS: (22G,43G) (30G) (34G,41,52G, 44G,20G) (28G,28G) (28G,32G,21G) (32G,49G, 53G) (53G) (49N) (25G,19G,35G,43G) (37G, 38G) () (56N,47N,27G,34G) (44N) (31G) (48G, 41N) (43G,50G,39G,47G)

1993 DEFENSIVE STATS

(based on coaches' film review)

	TT	UT	A	S-YDS	I-YDS	PD	FF	FR
1 Atwater	141	80	61	1-1	2-81	12	2	0
2 Wyman	133	91	42	2-9	1-0	4	0	1
3 Braxton	111	79	32	0-0	3-37	19	2	2
4 Croel	110	79	31	5-30	1-22	6	1	2
5 Mecklenburg	99	82	17	9-60	0-0	4	1	2
Fletcher	99	62	37	13.5-75.5	0-0	3	3	1
7 D. Smith	96	54	42	0-0	3-57	15	1	0
8 Hall	70	34	36	0-0	1-0	5	0	0
9 Kragen	65	43	22	3-10	0-0	3	0	1
10 Lang	64	42	22	0-0	2-4	12	0	0
11 Dimry	51	30	21	0-0	1-0	11	0	0
12 Dronett	49	32	17	7-24	2-13	5	1	0
13 F. Robinson	40	26	14	0-0	1-13	8	0	0
14 D. Williams	37	18	19	1-6	0-0	2	0	1
15 Oshodin	36	21	15	1-5	0-0	2	1	0
16 Bradford	13	10	3	0-0	1-0	6	0	0
J. Robinson	13	7	6	3.5-17.5	0-0	1	1	0
18 Alexander	10	8	2	0-0	0-0	0	0	0
19 R. Jones	6	4	2	0-0	0-0	2	0	0
Drozdzov	6	3	3	0-0	0-0	0	0	0
21 Taylor	3	3	0	0-0	0-0	1	0	0
TOTAL	1,252	808	444	46-238	18-227	121	13	10

1993 GAMES STARTED

OFFENSE	DEFENSE	
QB Elway, John	16 DE Dronett, Shane	16
RB Bernstein, Rod	14 DE Oshodin, Willie	5
RB Delpino, Robert	5 DE Williams, Dan	11
RB Milburn, Glyn	1 NT Drozdov, Darren	2
RB Rivers, Reggie	2 NT Kragen, Greg	14
WR Johnson, Vance	8 LB Croel, Mike	16
WR Marshall, Arthur	9 LB Fletcher, Simon	16
WR Russell, Derek	12 LB Mecklenburg, Karl	16
WR Tillman, Cedric	3 LB Wyman, Dave	16
TE Evans, Jerry	2 CB Bradford, Ronnie	3
TE Johnson, Reggie	12 CB Braxton, Tyrone	16
TE Sharpe, Shannon	12 CB Dimry, Charles	11
C Kartz, Keith	11 CB Robinson, Frank	2
T Freeman, Russell	14 S Atwater, Steve	16
T Maggs, Don	2 S Hall, Darryl	2
T Zimmerman, Gary	16 S Smith, Dennis	14
G Habib, Brian	16	
G Melander, Jon	6	
G/C Widell, Dave	15	

1993 COACHES

Wade Phillips (Head Coach), **Vernon Banks** (Strength & Conditioning), **Barney Chavous** (Defensive Line Asst./Strength & Conditioning Asst.), **Jim Fassel** (Asst. Head Coach/Offensive Coordinator), **Mo Forte** (Wide Receivers), **Bishop Harris** (Running Backs), **John Leva** (Offensive Line), **Al Reynolds** (Asst. Defensive Backs/Quality Control), **Harold Richardson** (Special Asst. to the Head Coach/Offense), **Richard Smith** (Special Teams/Linebackers), **Ernie Stautner** (Defensive Line), **Les Steckel** (Tight Ends), **Charlie Waters** (Defensive Coordinator/Defensive Backs), **John Paul Young** (Linebackers).

1993 LEADERS / RANKINGS

INDIVIDUAL	PLAYER	NO.	AFC RANK	NFL RANK	NFL LEADER	NO.
Points	Elam	119	4	7	Jaeger (LAR)	132
Rushing Yards	Bernstine	816	6	14	Smith (DAL)	1,486
Passing Yards	Elway	4,030	1	1	Elway (DEN)	4,030
Passer Rating	Elway	92.8	1	3	Young (SF)	101.5
Receiving Yards	Sharpe	995	5	10	Rice (SF)	1,503
Receptions	Sharpe	81	3	8	Sharpe (GB)	112
Interceptions	Braxton/Smith	3	7t	7t	Odomes (BUF)	9
Sacks	Fletcher	13.5	3	3	Smith (KC)	15

OFFENSE	NO.	AFC RANK	NFL RANK	NFL LEADER	NO.
Points Per Game	23.3	1	3	San Francisco	29.6
Total Yards Per Game	341.3	3	5	San Francisco	402.2
Yards Per Play	5.2	3	5t	San Francisco	6.3
Rushing Yards Per Game	105.8	9	18	New York Giants	138.1
Net Passing Yards Per Game	235.5	3	4	San Francisco	268.9

DEFENSE	NO.	AFC RANK	NFL RANK	NFL LEADER	NO.
Points Per Game	17.8	5	10	New York Giants	12.8
Total Yards Per Game	321.8	10	19	Minnesota	275.4
Yards Per Play	5.1	12t	20t	Green Bay	4.5
Rushing Yards Per Game	88.6	4	4	Houston	79.6
Net Passing Yards Per Game	233.2	13	27	New Orleans	162.9

1993 KEY AWARDS

Pro Bowl (5): S Steve Atwater, QB John Elway, LB Karl Mecklenburg, TE Shannon Sharpe, S Dennis Smith. **AP All-Pro (3):** QB John Elway (second team), TE Shannon Sharpe (first team), T Gary Zimmerman (second team). **NFLPA AFC MVP:** QB John Elway.

1993 NFL STANDINGS

AFC EAST

Team	W	L	T	Pct	PF	PA
*yz-Buffalo	12	4	0	.750	329	242
Miami	9	7	0	.563	349	351
New York Jets	8	8	0	.500	270	247
New England	5	11	0	.313	238	286
Indianapolis	4	12	0	.250	189	378

AFC CENTRAL

Team	W	L	T	Pct	PF	PA
yz-Houston	12	4	0	.750	368	238
x-Pittsburgh	9	7	0	.563	308	281
Cleveland	7	9	0	.438	304	307
Cincinnati	3	13	0	.188	187	319

AFC WEST

Team	W	L	T	Pct	PF	PA
y-Kansas City	11	5	0	.688	328	291
x-L.A. Raiders	10	6	0	.625	306	326
x-Denver	9	7	0	.563	373	284
San Diego	8	8	0	.500	322	290
Seattle	6	10	0	.375	280	314

NFC EAST

Team	W	L	T	Pct	PF	PA
*yz-Dallas	12	4	0	.750	376	229
x-New York Giants	11	5	0	.688	288	205
Philadelphia	8	8	0	.500	293	315
Phoenix	7	9	0	.438	326	269
Washington	4	12	0	.250	230	345

NFC CENTRAL

Team	W	L	T	Pct	PF	PA
y-Detroit	10	6	0	.625	298	292
x-Minnesota	9	7	0	.563	277	290
x-Green Bay	9	7	0	.563	340	282
Chicago	7	9	0	.438	234	230
Tampa Bay	5	11	0	.313	237	376

NFC WEST

Team	W	L	T	Pct	PF	PA
yz-San Francisco	10	6	0	.625	473	295
New Orleans	8	8	0	.500	317	343
Atlanta	6	10	0	.375	316	385
L.A. Rams	5	11	0	.313	221	367

x - Playoffs; y - Division Title; z - First-round Bye; * - Home-field Advantage

WILD CARD PLAYOFF GAMES

- 1/8 - at Kansas City 27, Pittsburgh 24 (OT)
- 1/8 - Green Bay 28, at Detroit 24
- 1/9 - at Los Angeles Raiders 42, Denver 24**
- 1/9 - at New York Giants 17, Minnesota 10

DIVISIONAL PLAYOFF GAMES

- 1/15 - at Buffalo 29, Los Angeles Raiders 23
- 1/15 - at San Francisco 44, New York Giants 3
- 1/16 - Kansas City 28, at Houston 20
- 1/16 - at Dallas 27, Green Bay 17

CONFERENCE CHAMPIONSHIPS

- 1/23 - at Buffalo 30, Kansas City 13
- 1/23 - at Dallas 38, San Francisco 21

SUPER BOWL XXVIII (ATLANTA)

- 1/30 - Dallas 30, Buffalo 13

1992 DEFENSIVE STATS

(based on coaches' film review)

	TT	UT	A	S-YDS	I-YDS	PD	FF	FR
1 Brooks	167	106	61	0-0	1-17	2	3	2
2 Atwater	152	76	76	1-10	2-22	12	2	3
3 D. Smith	127	72	55	0-0	4-10	12	0	2
4 Mecklenburg	115	80	35	7.5-46	0-0	4	2	0
5 Croel	101	70	31	5-42	0-0	4	2	1
Kragen	101	65	36	5.5-41	0-0	3	2	0
7 Fletcher	100	64	36	16-97	0-0	9	5	0
8 Braxton	97	53	44	0-0	2-54	16	0	0
9 Dimry	56	43	13	0-0	1-2	13	0	0
Henderson	56	43	13	0-0	4-79	10	1	0
11 Lang	49	31	18	1-10	1-26	8	1	1
Dronett	49	27	22	6.5-32	0-0	5	1	2
Walker	49	20	29	1.5-15	0-0	1	0	2
14 Sochia	39	24	15	1.5-11	0-0	0	0	0
Traylor	39	21	18	1-14	0-0	1	1	0
16 Montgomery	29	13	16	0-0	0-0	2	0	1
17 Mills	22	14	8	2-19	0-0	3	0	2
18 Granby	3	2	1	0-0	0-0	0	0	0
19 Robinson	2	2	0	0-0	0-0	0	0	0
20 Geater	1	0	1	0-0	0-0	0	0	0
TOTAL	1,354	826	528	48.5-337	15-210	105	20	16

1992 GAMES STARTED

OFFENSE	DEFENSE	
QB Elway, John	12 DE Dronett, Shane	2
QB Maddox, Tommy	4 DE Sochia, Brian	13
RB Green, Gaston	13 DE Walker, Kenny	15
RB Lewis, Greg	2 NT Kragen, Greg	16
RB Smith, Sammy	1 LB Brooks, Michael	14
FB Jones, Victor	1 LB Croel, Mike	16
FB Perryman, Robert	1 LB Fletcher, Simon	16
FB Rivers, Reggie	3 LB Mecklenburg, Karl	16
WR Jackson, Mark	13 LB Traylor, Keith	3
WR Johnson, Vance	7 CB Braxton, Tyrone	13
WR Marshall, Arthur	1 CB Dimry, Charles	8
WR Russell, Derek	6 CB Henderson, Wymon	11
WR Tillman, Cedric	1 CB Lang, Le-Lo	1
TE Johnson, Reggie	7 S Atwater, Steve	15
TE Kay, Clarence	13 S Granby, John	1
TE Sharpe, Shannon	11 S Montgomery, Alton	1
C Kartz, Keith	15 S Smith, Dennis	16
C Widell, Dave		1
T Freeman, Russell		16
T Lanier, Ken		16
G Davidson, Jeff		16
G Widell, Doug		16

1992 COACHES

Dan Reeves (Head Coach), Marvin Bass (Special Assistant), Raymond Berry (Quarterbacks), Barney Chavous (Defensive Assistant), Joe DeCamillis (Defensive Quality Control), Mo Forte (Running Backs), George Henshaw (Offensive Coordinator/Wide Receivers), Pete Mangurian (Offensive Line), Al Miller (Strength/Conditioning), Mike Nolan (Linebackers), Wade Phillips (Offensive Coordinator), Harold Richardson (Tight Ends/Special Teams), Ernie Stautner (Defensive Line), Charlie Waters (Defensive Backs).

1992 LEADERS / RANKINGS

INDIVIDUAL	PLAYER	NO.	AFC RANK	NFL RANK	NFL LEADER	NO.
Points	Treadwell	88	8t	17t	Stoyanovich (MIA)	124
Rushing Yards	Green	648	10	20	Smith (DAL)	1,713
Passing Yards	Elway	2,242	8	18	Marino (MIA)	4,116
Passer Rating	Elway	65.7	8	20	Young (SF)	107.0
Receiving Yards	Jackson	745	14	26	Sharpe (GB)	1,461
Receptions	Sharpe	53	14	34t	Sharpe (GB)	108
Interceptions	Henderson/Smith	4	5t	10t	Jones (BUF)	8
Sacks	Fletcher	16	2	4	Simmons (PHI)	19

OFFENSE	NO.	AFC RANK	NFL RANK	NFL LEADER	NO.
Points Per Game	16.4	9	22	San Francisco	26.9
Total Yards Per Game	276.9	8	21	San Francisco	387.2
Yards Per Play	4.8	7t	17t	San Francisco	6.2
Rushing Yards Per Game	93.8	13	25	Buffalo	152.3
Net Passing Yards Per Game	183.2	6	19	San Francisco	253.4

DEFENSE	NO.	AFC RANK	NFL RANK	NFL LEADER	NO.
Points Per Game	20.6	12	19	New Orleans	12.6
Total Yards Per Game	317.3	13	22	Dallas	245.7
Yards Per Play	5.1	11t	16t	New Orleans	4.3
Rushing Yards Per Game	122.7	12	23	Dallas	77.8
Net Passing Yards Per Game	195.0	11	14	Kansas City	158.6

1992 KEY AWARDS

Pro Bowl (3): S Steve Atwater, LB Michael Brooks, TE Shannon Sharpe. AP All-Pro (2): S Steve Atwater (first team), DT Greg Kragen (second team).

1992 NFL STANDINGS

AFC EAST

Team	W	L	T	Pct	PF	PA
yz-Miami	11	5	0	.688	340	281
x-Buffalo	11	5	0	.688	381	283
Indianapolis	9	7	0	.563	216	302
New York Jets	4	12	0	.250	220	315
New England	2	14	0	.125	205	363

AFC CENTRAL

Team	W	L	T	Pct	PF	PA
*yz-Pittsburgh	11	5	0	.688	299	225
x-Houston	10	6	0	.625	352	258
Cleveland	7	9	0	.438	272	275
Cincinnati	5	11	0	.313	274	364

AFC WEST

Team	W	L	T	Pct	PF	PA
y-San Diego	11	5	0	.688	335	241
x-Kansas City	10	6	0	.625	348	282
Denver	8	8	0	.500	262	329
L.A. Raiders	7	9	0	.438	249	281
Seattle	2	14	0	.125	140	312

NFC EAST

Team	W	L	T	Pct	PF	PA
yz-Dallas	13	3	0	.813	409	243
x-Philadelphia	11	5	0	.688	354	245
x-Washington	9	7	0	.563	300	255
New York Giants	6	10	0	.375	306	367
Phoenix	4	12	0	.250	243	332

NFC CENTRAL

Team	W	L	T	Pct	PF	PA
y-Minnesota	11	5	0	.688	374	249
Green Bay	9	7	0	.563	276	296
Tampa Bay	5	11	0	.313	267	365
Chicago	5	11	0	.313	295	361
Detroit	5	11	0	.313	273	332

NFC WEST

Team	W	L	T	Pct	PF	PA
*yz-San Francisco	14	2	0	.875	431	236
x-New Orleans	12	4	0	.750	330	202
Atlanta	6	10	0	.375	327	414
L.A. Rams	6	10	0	.375	313	383

x - Playoffs; y - Division Title; z - First-round Bye; * - Home-field Advantage

WILD CARD PLAYOFF GAMES

- 1/2 - at San Diego 17, Kansas City 0
- 1/2 - Washington 24, at Minnesota 7
- 1/3 - at Buffalo 41, Houston 38 (OT)
- 1/3 - Philadelphia 36, at New Orleans 20

DIVISIONAL PLAYOFF GAMES

- 1/9 - Buffalo 24, at Pittsburgh 3
- 1/9 - at San Francisco 20, Washington 13
- 1/10 - at Miami 31, San Diego 0
- 1/10 - at Dallas 34, Philadelphia 10

CONFERENCE CHAMPIONSHIPS

- 1/17 - Buffalo 29, at Miami 10
- 1/17 - Dallas 30, at San Francisco 20

SUPER BOWL XXVII (PASADENA, CALIF.)

- 1/31 - Dallas 52, Buffalo 17

Staff/Coaches Players Roster Breakdown 2022 Season History/Rosters Year-by-Year Stats Postseason Records Honors Miscellaneous

1991 FINAL STATISTICS (12-4)

Head Coach: Dan Reeves AFC West: 1st Home Stadium: Mile High Stadium

Date	W-L	Score	Opponent	Attendance	RUSHING	No.	Yds.	Avg.	Long	TD
Sept 1	W	45-14	Cincinnati	72,855	Green	261	1037	4.0	63t	4
Sept 8	L	13-16	at L.A. Raiders	48,569	Lewis	99	376	3.8	27	4
Sept 15	W	16-10	Seattle	74,152	Elway	55	255	4.6	17t	6
Sept 22	W	27-19	San Diego	73,258	Sewell	50	211	4.2	26	2
Sept 29	W	13-6	at Minnesota	55,031	Perryman	21	45	2.1	6	0
Oct 6	L	14-42	at Houston	59,145	Humphrey	11	33	3.0	7	0
Oct 20	W	19-16	Kansas City	75,866	Jackson	2	18	9.0	21	0
Oct 27	W	9-6	at New England	43,994	Sharpe	1	15	15.0	15	0
Nov 3	W	20-13	Pittsburgh	70,973	Kubiak	3	11	3.7	12	0
Nov 10	L	16-17	L.A. Raiders	75,896	Horan	2	9	4.5	9	0
Nov 17	W	24-20	at Kansas City	74,661	Rivers	2	5	2.5	3	0
Nov 24	L	10-13	at Seattle	60,430	BRONCOS	505	2015	4.0	63t	16
Dec 1	W	20-3	New England	67,116	OPPONENTS	411	1794	4.4	49	8
Dec 8	W	17-7	at Cleveland	73,539	RECEIVING	No.	Yds.	Avg.	Long	TD
Dec 15	W	24-19	Phoenix	74,098	Young	44	629	14.3	52t	2
Dec 22	W	17-14	at San Diego	51,449	Sewell	38	436	11.5	60	2

TEAM STATISTICS	Den	Opp
TOTAL FIRST DOWNS	284	242
Rushing	117	81
Passing	150	147
Penalty	17	14
3RD DOWN: MADE/ATT	92/223	64/206
3rd Down Pct.	41.3	31.1
4TH DOWN: MADE/ATT	8/14	7/17
4th Down Pct.	57.1	41.2
POSSESSION AVG.	31:36	28:24
TOTAL NET YARDS	5012	4549
Avg. Per Game	313.3	284.3
Total Plays	1012	939
Avg. Per Play	5.0	4.8
NET YARDS RUSHING	2015	1794
Avg. Per Game	125.9	112.1
Total Rushes	505	411
NET YARDS PASSING	2997	2755
Avg. Per Game	187.3	172.2
Sacked/Yards Lost	46/313	52/346
Gross Yards	3310	3101
Att./Completions	459/246	476/246
Completion Pct.	53.6	51.7
Had Intercepted	12	23
PUNTS/AVERAGE	74/41.2	79/44.5
NET PUNTING AVG.	36.4	39.1
PENALTIES/YARDS	94/715	105/848
FUMBLES/BALL LOST	31/13	26/10
TOUCHDOWNS	32	22
Rushing	16	8
Passing	13	12
Returns	3	2

SCORE BY PERIODS	1	2	3	4	OT	Total
BRONCOS	42	111	71	80	0	304
OPPONENTS	43	77	49	66	0	235

SCORING	TD	Ru	Pa	Rt	PAT	FG	S	PTS
Treadwell	0	0	0	0	31/32	27/36	0	112
Elway	6	6	0	0	0/0	0/0	0	36
Green	4	4	0	0	0/0	0/0	0	24
Lewis	4	4	0	0	0/0	0/0	0	24
Sewell	4	2	2	0	0/0	0/0	0	24
V. Johnson	3	0	3	0	0/0	0/0	0	18
Nattiel	2	0	2	0	0/0	0/0	0	12
Young	2	0	2	0	0/0	0/0	0	12
Braxton	1	0	0	1	0/0	0/0	0	6
Dimry	1	0	0	1	0/0	0/0	0	6
Jackson	1	0	1	0	0/0	0/0	0	6
R. Johnson	1	0	1	0	0/0	0/0	0	6
Powers	1	0	0	1	0/0	0/0	0	6
Russell	1	0	1	0	0/0	0/0	0	6
Sharpe	1	0	1	0	0/0	0/0	0	6
BRONCOS	32	16	13	3	31/32	27/36	0	304
OPPONENTS	22	8	12	2	22/22	27/33	0	235

SACKS: Fletcher 13.5, Croel 10.0, Mecklenburg 9.0, Holmes 5.0, Kragen 3.5, Mills 3.0, Walker 3.0, Powers 2.0, Atwater 1.0, Braxton 1.0, Sochia 1.0, **BRONCOS 52.0, OPPONENTS 46.0**

BRONCOS	OPPONENTS
Young	44
Sewell	38
Jackson	33
Sharpe	22
Russell	21
V. Johnson	21
Perryman	17
Nattiel	16
Green	13
Kay	11
R. Johnson	6
Lewis	2
Elway	1
B. Johnson	1
BRONCOS	246
OPPONENTS	246

INTERCEPTIONS	No.	Yds.	Avg.	Long	TD
Atwater	5	104	20.8	49	0
D. Smith	5	60	12.0	39	0
Braxton	4	55	13.8	52t	1
Dimry	3	35	11.7	26t	1
Henderson	2	53	26.5	53	0
Brooks	2	7	3.5	9	0
Robbins	1	35	35.0	35	0
Lang	1	30	30.0	30	0
BRONCOS	23	379	16.5	53	2
OPPONENTS	12	101	8.4	43	0

PUNTING	No.	Yds.	Avg.	Net	TB	In20	Long	B
Horan	72	3012	41.8	36.7	8	24	71	1
Elway	1	34	34.0	14.0	1	0	34	0
BRONCOS	74	3046	41.2	36.4	9	24	71	1
OPPONENTS	79	3513	44.5	39.1	7	17	63	0

PUNT RETURNS	No.	FC	Yds.	Avg.	Long	TD
V. Johnson	24	14	174	7.3	20	0
Nattiel	10	2	43	4.3	17	0
Clark	7	1	67	9.6	18	0
BRONCOS	41	17	284	6.9	20	0
OPPONENTS	28	14	170	6.1	23	0

KICKOFF RETURNS	No.	Yds.	Avg.	Long	TD
Montgomery	26	488	18.8	55	0
Russell	7	120	17.1	30	0
Clark	2	45	22.5	29	0
Lewis	1	20	20.0	20	0
Sewell	1	14	14.0	14	0
BRONCOS	37	687	18.6	55	0
OPPONENTS	62	1096	17.7	38	0

FIELD GOALS	1-19	20-29	30-39	40-49	50+
Treadwell	5/5	10/10	9/12	3/9	0/0
OPPONENTS	2/2	11/13	7/10	7/7	0/1

TREADWELL: (30N,42N,19G) (22G,47G) (17G, 25G,35G) (34G,23G) (37G,42G) (31 N) (39G, 30G, 25G,27G) (35G), 18G,47N,34G) (28G,21G, 45N) (19G,48N) (37G,35N) (47N,23G) (20G, 24G) (37G) (18G) (42G,45N)
OPPONENTS: (29G,23G,34G,32N) (28G) (41G, 43G,43G, 36G) (49G,25G) (32N) (32G,48G,25G) (20G,17G,25N) (26G,39G,24N) (20G,37N) (19G, 27G)(36G,42G) (23G) (52N,33G,45G,28G,38G)

PASSING	Att.	Comp.	Yds.	Comp.%	Yd./Att.	TD	TD%	Int	Int%	LG	Sack/Lost	Rating
Elway	451	242	3253	53.7	7.21	13	2.9	12	2.7	71	45/305	75.4
Kubiak	5	3	33	60.0	6.60	0	0.0	0	0.0	14	1/8	79.6
Sewell	3	1	24	33.3	8.00	0	0.0	0	0.0	24	0/0	63.2
BRONCOS	459	246	3310	53.6	7.21	13	2.8	12	2.6	71	46/313	75.3
OPPONENTS	476	246	3101	51.7	6.51	12	2.5	23	4.8	63	52/346	60.6

1991 DEFENSIVE STATS

(based on coaches' film review)

	TT	UT	A	S-YDS	I-YDS	PD	FF	FR
1 Brooks	153	96	57	0-0	2-7	6	0	0
2 Atwater	150	83	67	1-5	5-10.4	11	1	1
3 Mecklenburg	130	73	57	9-68	0-0	3	1	0
4 D. Smith	110	67	43	0-0	5-60	12	1	1
5 Kragen	92	61	31	3.5-16	0-0	2	0	0
Braxton	92	57	35	1-8	4-55	12	1	1
7 Fletcher	89	46	43	13.5-92	0-0	3	2	1
8 Croel	84	55	29	10-65	0-0	2	4	0
9 Henderson	82	53	29	0-0	2-53	8	0	0
10 Holmes	44	21	23	5-32	0-0	4	0	0
11 Powers	42	25	17	2-22	0-0	2	0	2
12 Dimry	38	21	17	0-0	3-35	17	0	1
13 Traylor	31	16	15	0-0	0-0	0	0	0
Walker	31	16	15	3-23	0-0	0	1	0
15 Robbins	29	24	5	0-0	1-35	11	0	0
16 Mills	23	16	7	3-26	0-0	1	1	0
17 Lucas	15	8	7	0-0	0-0	1	0	0
18 Sochia	12	10	2	1-6	0-0	0	0	1
19 Lang	10	4	6	0-0	1-30	4	0	0
20 Carreker	6	0	6	0-0	0-0	0	0	0
21 Montgomery	5	3	2	0-0	0-0	0	1	1
22 Haliburton	2	0	2	0-0	0-0	0	0	0
Kartz	0	0	0	0-0	0-0	0	0	1
Zymanski	0	0	0	0-0	0-0	1	0	0
TOTALS	1,270	755	515	52-363	23-379	100	13	10

1991 GAMES STARTED

OFFENSE	DEFENSE	
QB Elway, John	16 DE Carreker, Alfonso	1
RB Green, Gaston	12 DE Holmes, Ron	14
RB Lewis, Greg	4 DE Powers, Warren	11
FB Perryman, Robert	7 DE Sochia, Brian	3
WR Jackson, Mark	10 DE Walker, Kenny	1
WR Russell, Derek	5 NT Kragen, Greg	16
WR Sewell, Steve	1 LB Robbins, Michael	14
WR Young, Michael	13 LB Croel, Mike	10
TE Johnson, Reggie	3 LB Fletcher, Simon	16
TE Kay, Clarence	16 LB Lucas, Tim	3
TE Sharpe, Shannon	9 LB Mecklenburg, Karl	16
C Kartz, Keith	16 LB Mills, Jeff	3
T Davidson, Jeff	14 LB Traylor, Keith	2
T Hamilton, Darrell	2 CB Braxton, Tyrone	15
T Lanier, Ken	16 CB Dimry, Charles	1
G Farrell, Sean	4 CB Henderson, Wymon	16
G Ker, Crawford	10 CB Robbins, Randy	2
G Widell, Dave	2 S Atwater, Steve	16
G Widell, Doug	16 S Smith, Dennis	16

1991 COACHES

Dan Reeves (Head Coach), Marvin Bass (Special Assistant), Barney Chavous (Defensive Assistant), Mo Forte (Running Backs), Chan Gaffney (Offensive Coordinator/Wide Receivers), George Henshaw (Offensive Line), Earl Leggett (Defensive Line), Pete Mangurian (Tight Ends/Asst. Offensive Line), Al Miller (Strength/Conditioning), Mike Nolan (Linebackers), Wade Phillips (Defensive Coordinator), Harold Richardson (Special Teams), Mike Shanahan (Quarterbacks), Charlie Waters (Defensive Backs).

1991 LEADERS / RANKINGS

INDIVIDUAL	PLAYER	NO.	AFC RANK	NFL RANK	NFL LEADER	NO.
Points	Treadwell	112	3	6	Lohmiller (WAS)	149
Rushing Yards	Green	1,037	2	6	Smith (DAL)	1,563
Passing Yards	Elway	3,253	6	8	Moore (HOU)	4,690
Passer Rating	Elway	75.4	9	19	Young (SF)	101.8
Receiving Yards	Young	629	24	47	Irvin (DAL)	1,523
Receptions	Young	44	29t	63t	Jeffries (HOU)	100
Interceptions	Atwater/D. Smith	5	4t	8t	Lott (LAR)	8
Sacks	Fletcher	13.5	2t	4t	Swilling (NO)	17.0

OFFENSE	NO.	AFC RANK	NFL RANK	NFL LEADER	NO.
Points Per Game	19.0	6	12	Washington	30.3
Total Yards Per Game	313.3	6	12	Buffalo	390.8
Yards Per Play	5.0	5t	12t	San Francisco	5.9
Rushing Yards Per Game	125.9	5	8	Buffalo	148.8
Net Passing Yards Per Game	187.3	10	17	Houston	300.3

DEFENSE	NO.	AFC RANK	NFL RANK	NFL LEADER	NO.
Points Per Game	14.7	1	3	New Orleans	13.2
Total Yards Per Game	284.3	1	5	Philadelphia	221.8
Yards Per Play	4.8	1t	4t	Philadelphia	3.9
Rushing Yards Per Game	112.1	9	19	Philadelphia	71.0
Net Passing Yards Per Game	172.2	1	3	Philadelphia	150.8

1991 KEY AWARDS

Pro Bowl (5): S Steve Atwater, QB John Elway, RB Gaston Green, LB Karl Mecklenburg, S Dennis Smith. **AP All-Pro (1):** S Steve Atwater (first team). **AP NFL Defensive Rookie of the Year:** LB Mike Croel. **K.C. 101 Club AFC Coach of the Year:** Dan Reeves.

1991 NFL STANDINGS

AFC EAST

Team	W	L	T	Pct	PF	PA
*yz-Buffalo	13	3	0	.813	458	318
x-New York Jets	8	8	0	.500	314	293
Miami	8	8	0	.500	343	349
New England	6	10	0	.375	211	305
Indianapolis	1	15	0	.063	143	381

AFC CENTRAL

Team	W	L	T	Pct	PF	PA
y-Houston	11	5	0	.688	386	251
Pittsburgh	7	9	0	.438	292	344
Cleveland	6	10	0	.375	293	298
Cincinnati	3	13	0	.188	263	435

AFC WEST

Team	W	L	T	Pct	PF	PA
yz-Denver	12	4	0	.750	304	235
x-Kansas City	10	6	0	.625	322	252
x-L.A. Raiders	9	7	0	.563	298	297
Seattle	7	9	0	.438	276	261
San Diego	4	12	0	.250	274	342

NFC EAST

Team	W	L	T	Pct	PF	PA
*yz-Washington	14	2	0	.875	485	224
x-Dallas	11	5	0	.688	342	310
Philadelphia	10	6	0	.625	285	244
New York Giants	8	8	0	.500	281	297
Phoenix	4	12	0	.250	196	344

NFC CENTRAL

Team	W	L	T	Pct	PF	PA
yz-Detroit	12	4	0	.750	339	295
x-Chicago	11	5	0	.688	299	269
Minnesota	8	8	0	.500	301	306
Green Bay	4	12	0	.250	273	313
Tampa Bay	3	13	0	.188	199	365

NFC WEST

Team	W	L	T	Pct	PF	PA
y-New Orleans	11	5	0	.688	341	211
x-Atlanta	10	6	0	.625	361	338
San Francisco	10	6	0	.625	393	239
L.A. Rams	3	13	0	.188	234	390

x - Playoffs; y - Division Title; z - First-round Bye; * - Home-field Advantage

WILD CARD PLAYOFF GAMES

12/28 - at Kansas City 10, L.A. Raiders 6
 12/28 - Atlanta 27, at New Orleans 20
 12/29 - at Houston 17, New York Jets 10
 12/29 - Dallas 17, at Chicago 13

DIVISIONAL PLAYOFF GAMES

1/4 - at Denver 26, Houston 24
 1/4 - at Washington 24, Atlanta 7
 1/5 - at Buffalo 37, Kansas City 14
 1/5 - at Detroit 38, Dallas 6

CONFERENCE CHAMPIONSHIPS

1/12 - at Buffalo 10, Denver 7
 1/12 - at Washington 41, Detroit 10

SUPER BOWL XXVI (MINNEAPOLIS)

1/26 - Washington 37, Buffalo 24

1990 FINAL STATISTICS (5-11)

Head Coach: Dan Reeves AFC West: 5th Home Stadium: Mile High Stadium

Date	W-L	Score	Opponent	Attendance	RUSHING	No.	Yds.	Avg.	Long	TD
Sept 9	L	9-14	at L.A. Raiders	54,206	Humphrey	288	1202	4.2	371	7
Sept 17	W	24-23	Kansas City	75,277	Elway	50	258	5.2	21	3
Sept 23	W	34-31	Seattle (OT)	75,290	Winder	42	120	2.9	19	2
Sept 30	L	28-29	at Buffalo	74,393	Bratton	27	82	3.0	10	3
Oct 8	L	29-30	Cleveland	74,814	Ezor	23	81	3.5	15	0
Oct 14	L	17-34	Pittsburgh	74,285	Kubiak	9	52	5.8	18	0
Oct 21	W	27-17	at Indianapolis	29,850	Sewell	17	46	2.7	8	3
Nov 4	L	22-27	at Minnesota	57,331	Jackson	5	28	5.6	16t	1
Nov 11	L	7-19	at San Diego	59,557	Porter	1	3	3.0	3	0
Nov 18	L	13-16	Chicago (OT)	75,013	BRONCOS	462	1872	4.1	37	19
Nov 22	L	27-40	at Detroit	73,896	OPPONENTS	456	1963	4.3	62t	16
Dec 2	L	20-23	L.A. Raiders	74,162	RECEIVING	No.	Yds.	Avg.	Long	TD
Dec 9	L	20-31	at Kansas City	74,347	Jackson	57	926	16.2	66	4
Dec 16	W	20-10	San Diego	64,919	Johnson	54	747	13.8	49	3
Dec 23	L	12-17	at Seattle	55,845	Kay	39	282	9.7	22	0
Dec 30	W	22-13	Green Bay	46,943	Bratton	29	276	9.5	63	1

TEAM STATISTICS	Den	Opp
TOTAL FIRST DOWNS	323	306
Rushing	126	110
Passing	170	181
Penalty	27	15
3RD DOWN: MADE/ATT	86/207	84/195
3rd Down Pct.	41.5	43.1
4TH DOWN: MADE/ATT	7/14	7/12
4th Down Pct.	50.0	58.3
POSSESSION AVG.	30:50	29:10
TOTAL NET YARDS	5213	5345
Avg. Per Game	325.8	334.1
Total Plays	1035	969
Avg. Per Play	5.0	5.5
NET YARDS RUSHING	1872	1963
Avg. Per Game	117.0	122.7
Total Rushes	462	456
NET YARDS PASSING	3341	3382
Avg. Per Game	208.8	211.4
Sacked/Yards Lost	46/330	34/289
Gross Yards	4073	3671
Att./Completions	527/305	479/284
Completion Pct.	57.9	59.3
Had Intercepted	18	10
PUNTS/AVERAGE	60/43.5	62/41.4
NET PUNTING AVG.	38.5	35.6
PENALTIES/YARDS	108/775	105/824
FUMBLES/BALL LOST	30/14	36/15
TOUCHDOWNS	36	43
Rushing	19	16
Passing	15	22
Returns	2	5

SCORE BY PERIODS	1	2	3	4	OT	Total
BRONCOS	87	120	46	75	3	331
OPPONENTS	60	85	96	131	3	374

SCORING	TD	Ru	Pa	Rt	PAT	FG	S	PTS
Treadwell	0	0	0	0	34/36	25/34	0	109
Humphrey	7	7	0	0	0/0	0/0	0	42
Jackson	5	1	4	0	0/0	0/0	0	30
Bratton	4	3	1	0	0/0	0/0	0	24
Young	4	0	4	0	0/0	0/0	0	24
Elway	3	3	0	0	0/0	0/0	0	18
Johnson	3	0	3	0	0/0	0/0	0	18
Sewell	3	3	0	0	0/0	0/0	0	18
Nattiel	2	0	2	0	0/0	0/0	0	12
Winder	2	2	0	0	0/0	0/0	0	12
Mecklenburg	1	0	0	1	0/0	0/1	8	8
Henderson	1	0	0	1	0/0	0/0	0	6
Sharpe	1	0	1	0	0/0	0/0	0	6
Fletcher	0	0	0	0	0/0	0/1	2	2
TEAM	0	0	0	0	0/0	0/1	2	2
BRONCOS	36	19	15	2	34/36	25/34	3	331
OPPONENTS	43	16	22	5	38/43	26/33	0	374

SACKS: Fletcher 11.0, Mecklenburg 5.0, Powers 4.0, Holmes 3.0, Brooks 2.0, Galloway 2.0, Kraegen 2.0, Atwater 1.0, Dennison 1.0, Lucas 1.0, Townsend 1.0. **BRONCOS 34.0, OPPONENTS 46.0**

PASSING	Att.	Comp.	Yds.	Comp.%	Yd./Att.	TD	TD%	Int	Int%	LG	Sack/Lost	Rating
Elway	502	294	3526	58.6	7.02	15	3.0	14	2.8	66	43/311	78.5
Kubiak	22	11	145	50.0	6.59	0	0.0	4	18.2	36	3/19	31.6
Humphrey	2	0	0	0.0	0.00	0	0.0	0	0.0	0	0/0	39.6
Sewell	1	0	0	0.0	0.00	0	0.0	0	0.0	0	0/0	39.6
BRONCOS	527	305	3671	57.9	6.97	15	2.8	18	3.4	66	46/330	74.6
OPPONENTS	479	284	3671	59.3	7.66	22	4.6	10	2.1	90	34/289	90.0

Jackson	5	28	5.6	16t	1
Porter	1	3	3.0	3	0
BRONCOS	462	1872	4.1	37	19
OPPONENTS	456	1963	4.3	62t	16

Jackson	57	926	16.2	66	4
Johnson	54	747	13.8	49	3
Kay	39	282	9.7	22	0
Bratton	29	276	9.5	63	1
Young	28	385	13.8	42	4
Sewell	26	268	10.3	36	0
Humphrey	24	152	6.3	26	0
Nattiel	18	297	16.5	52t	2
Winder	17	145	8.5	17	0
Mobley	8	41	5.1	9	0
Sharpe	7	99	14.1	33	1
Porter	4	44	11.0	16	0
Verhulst	3	13	4.3	6	0
Lanier	1	-4	-4.0	-4	0
BRONCOS	305	3671	12.0	66	15
OPPONENTS	284	3671	12.9	90	22

INTERCEPTIONS	No.	Yds.	Avg.	Long	TD
Henderson	2	71	35.5	49t	1
Montgomery	2	43	21.5	24	0
Atwater	2	32	16.0	27	0
Plummer	1	16	16.0	16	0
D. Smith	1	13	13.0	13	0
Braxton	1	10	10.0	10	0
Lang	1	5	5.0	5	0
BRONCOS	10	190	19.0	49t	1
OPPONENTS	18	169	9.4	39t	3

PUNTING	No.	Yds.	Avg.	Net	TB	In20	Long	B
Horan	58	2575	44.4	38.9	6	14	67	1
Elway	1	37	37.0	17.0	1	0	37	0
BRONCOS	60	2612	43.5	38.5	7	14	67	1
OPPONENTS	62	2565	41.4	35.6	5	15	59	1

PUNT RETURNS	No.	FC	Yds.	Avg.	Long	TD
Clark	21	1	159	7.6	32	0
Johnson	11	11	92	8.4	29	0
Nattiel	1	0	5	5.0	5	0
BRONCOS	33	12	256	7.8	32	0
OPPONENTS	22	9	159	7.2	22	0

KICKOFF RETURNS	No.	Yds.	Avg.	Long	TD
Clark	20	505	25.3	75	0
Montgomery	14	286	20.4	59	0
Ezor	13	214	16.5	50	0
Johnson	6	126	21.0	39	0
Winder	4	55	13.8	24	0
Bratton	3	37	12.3	18	0
Kay	2	10	5.0	7	0
Atwater	1	0	0.0	0	0
Jackson	1	18	18.0	18	0
Mobley	1	9	9.0	9	0
Nattiel	1	0	0.0	0	0
BRONCOS	66	1260	19.1	75	0
OPPONENTS	69	1319	19.1	71	0

FIELD GOALS	1-19	20-29	30-39	40-49	50+
Treadwell	0/0	13/14	4/6	8/13	0/1
OPPONENTS	1/1	5/5	14/16	6/10	0/1

TREADWELL: (43G,44G,24G) (38N,22G) (27G,49N,25G) (49N,24N) (20G,25G) (24G) (39G,32N,42G) (31G,46G,46G) () (27G,24G) (24G,32G) (45G,21G,41N) () (46N,49G,26G) (49G,50N,45N) (22G,31G)

OPPONENTS: () (39G,29G,31G,52N) (39G,38N,44N) (37N,37G,48N) (30G.) () (32G,43N) (38G,41G) (19G,23G,43G,32G) (37G,32G,41N,44G) (24G,32G,43G,45G) (46G) (33G) (30G) (21G) (37G,24G)

1990 DEFENSIVE STATS

(based on coaches' film review)

	TT	UT	A	S-YDS	I-YDS	PD	FF	FR
1 Brooks	175	102	73	2-17	0-0	2	2	0
2 Atwater	173	112	61	1-5	2-32	4	2	0
3 Mecklenburg	116	67	49	5-45	0-0	1	0	2
4 D. Smith	110	63	47	0-0	1-13	8	1	2
5 Fletcher	97	55	42	11-90	0-0	1	4	1
6 Henderson	88	57	31	0-0	2-71	5	0	1
7 Kragen	81	46	35	2-9	0-0	5	3	2
8 Powers	77	43	34	4-31	0-0	1	2	0
9 Mumford	70	39	31	0-0	0-0	0	0	0
10 Robbins	68	43	25	0-0	0-0	5	0	2
11 Montgomery	53	37	16	0-0	2-43	6	0	0
12 Corrington	43	23	20	0-0	0-0	5	1	1
13 Holmes	40	27	13	3-23	0-0	6	1	0
14 Lucas	32	16	16	1-7	0-0	0	1	1
15 Szymanski	30	13	17	0-0	0-0	0	0	0
16 Curtis	24	14	10	0-0	0-0	0	0	0
17 E. Smith	23	15	8	0-0	0-0	3	1	1
18 Braxton	17	11	6	0-0	1-10	2	0	0
19 Galloway	15	11	4	2-12	0-0	1	0	0
Townsend	15	8	7	1-12	0-0	1	0	0
21 Clark	9	6	3	0-0	0-0	0	0	0
22 Lang	8	6	2	0-0	1-5	3	1	1
23 Dennison	7	7	0	1-10	0-0	0	0	0
Haliburton	7	3	4	0-0	0-0	0	0	0
25 Team	0	0	0	1-28	0-0	0	0	0
Plummer	0	0	0	0-0	1-16	1	0	0
TOTALS	1,378	824	554	34-289	10-190	60	19	14

1990 GAMES STARTED

OFFENSE		DEFENSE	
QB Elway, John	16	DE Holmes, Ron	10
RB Humphrey, Bobby	14	DE Powers, Warren	16
RB Winder, Sammy	2	DE Szymanski, Jim	6
FB Bratton, Melvin	3	NT Kragen, Greg	6
FB Porter, Kerry	3	LB Brooks, Michael	16
FB Sewell, Steve	1	LB Curtis, Scott	1
WR Jackson, Mark	15	LB Fletcher, Simon	16
WR Johnson, Vance	13	LB Lucas, Tim	5
WR Nattiel, Ricky	3	LB Mecklenburg, Karl	16
WR Sharpe, Shannon	2	LB Mumford, Marc	2
WR Young, Michael	1	CB Braxton, Tyrone	2
TE Kay, Clarence	14	CB Henderson, Wymon	15
TE Mobley, Orson	8	CB Montgomery, Alton	4
TE Verhuist, Chris	1	CB Robbins, Randy	9
C Kartz, Keith	16	CB Smith, Elliot	3
T Hamilton, Darrell	8	S Atwater, Steve	15
T Lanier, Ken	16	S Corrington, Kip	1
T Perry, Gerald	8	S Smith, Dennis	15
G Juriga, Jim	11		
G Widell, Dave	5		
G Widell, Doug	16		

1990 COACHES

Dan Reeves (Head Coach), Marvin Bass (Special Assistant), Barney Chavous (Defensive Assistant), Mo Forte (Running Backs), Chan Galley (Offensive Coordinator/Wide Receivers), George Henshaw (Offensive Line), Earl Leggett (Defensive Line), Pete Mangurian (Tight Ends/Asst. Offensive Line), Al Miller (Strength/Conditioning), Mike Nolan (Linebackers), Wade Phillips (Defensive Coordinator), Harold Richardson (Special Teams), Mike Shanahan (Quarterbacks), Charlie Waters (Defensive Backs).

1990 LEADERS / RANKINGS

INDIVIDUAL	PLAYER	NO.	AFC RANK	NFL RANK	NFL LEADER	NO.
Points	Treadwell	109	3	6	Lowery (KC)	139
Rushing Yards	Humphrey	1,202	3	5	Sanders (DET)	1,304
Passing Yards	Elway	3,526	3	5	Moon (HOU)	4,689
Passer Rating	Elway	78.5	7	14	Kelly (BUF)	101.2
Receiving Yards	Jackson	926	8	15	Rice (SF)	1,502
Receptions	Jackson	57	12	24	Rice (SF)	100
Interceptions	Henderson/Mont./Atwater	2	33	75	Carrier (OH)	10
Sacks	Fletcher	11	10	14	Thomas (KC)	20

OFFENSE	NO.	AFC RANK	NFL RANK	NFL LEADER	NO.
Points Per Game	20.7	7	16	Buffalo	26.8
Total Yards Per Game	325.8	4	8	Houston	388.9
Yards Per Play	5.0	9t	16t	Houston	6.2
Rushing Yards Per Game	117.0	8	14	Philadelphia	159.8
Net Passing Yards Per Game	208.8	3	7	Houston	300.3

DEFENSE	NO.	AFC RANK	NFL RANK	NFL LEADER	NO.
Points Per Game	23.4	12	23	New York Giants	13.2
Total Yards Per Game	334.1	10	20	Pittsburgh	257.2
Yards Per Play	5.5	11t	22t	Pittsburgh	4.4
Rushing Yards Per Game	122.7	9	17	Philadelphia	73.1
Net Passing Yards Per Game	211.4	11	21	Pittsburgh	156.3

1990 KEY AWARDS

Pro Bowl (3): S Steve Atwater, RB Bobby Humphrey, S Dennis Smith.

1990 NFL STANDINGS

AFC EAST

Team	W	L	T	Pct	PF	PA
*yz-Buffalo	13	3	0	.813	428	263
x-Miami	12	4	0	.750	336	242
Indianapolis	7	9	0	.438	281	353
New York Jets	6	10	0	.375	295	345
New England	1	15	0	.063	181	446

AFC CENTRAL

Team	W	L	T	Pct	PF	PA
y-Cincinnati	9	7	0	.563	360	352
x-Houston	9	7	0	.563	405	307
Pittsburgh	9	7	0	.563	292	240
Cleveland	3	13	0	.188	228	462

AFC WEST

Team	W	L	T	Pct	PF	PA
yz-L.A. Raiders	12	4	0	.750	337	268
x-Kansas City	11	5	0	.688	369	257
Seattle	9	7	0	.563	306	286
San Diego	6	10	0	.375	315	281
Denver	5	11	0	.313	331	374

NFC EAST

Team	W	L	T	Pct	PF	PA
yz-New York Giants	13	3	0	.813	335	211
x-Philadelphia	10	6	0	.625	396	299
x-Washington	10	6	0	.625	381	301
Dallas	7	9	0	.438	244	308
Phoenix	5	11	0	.313	268	396

NFC CENTRAL

Team	W	L	T	Pct	PF	PA
y-Chicago	11	5	0	.688	348	280
Tampa Bay	6	10	0	.375	264	367
Detroit	6	10	0	.375	373	413
Green Bay	6	10	0	.375	271	347
Minnesota	6	10	0	.375	351	326

NFC WEST

Team	W	L	T	Pct	PF	PA
*yz-San Francisco	14	2	0	.875	353	239
x-New Orleans	8	8	0	.500	274	275
Atlanta	5	11	0	.313	348	365
L.A. Rams	5	11	0	.313	345	412

x - Playoffs; y - Division Title; z - First-round Bye; * - Home-field Advantage

WILD CARD PLAYOFF GAMES

- 1/5 - at Miami 17, Kansas City 16
- 1/5 - Washington 20, at Philadelphia 6
- 1/6 - at Cincinnati 41, Houston 14
- 1/6 - at Chicago 16, New Orleans 6

DIVISIONAL PLAYOFF GAMES

- 1/12 - at Buffalo 44, Miami 34
- 1/12 - at San Francisco 28, Washington 10
- 1/13 - at L.A. Raiders 20, Cincinnati 10
- 1/13 - at New York Giants 31, Chicago 3

CONFERENCE CHAMPIONSHIPS

- 1/20 - at Buffalo 51, L.A. Raiders 3
- 1/20 - New York Giants 15, at San Francisco 13

SUPER BOWL XXV (TAMPA, FLA.)

- 1/27 - New York Giants 20, Buffalo 19

1989 FINAL STATISTICS (11-5)

Head Coach: Dan Reeves AFC West: 1st Home Stadium: Mile High Stadium

Date	W-L	Score	Opponent	Attendance	RUSHING	No.	Yds.	Avg.	Long	TD
Sept 10	W	34-20	Kansas City	74,284	Humphrey	294	1151	3.9	40	7
Sept 18	W	28-18	at Buffalo	78,176	Winder	110	351	3.2	16	2
Sept 24	W	31-21	L.A. Raiders	75,754	Elway	48	244	5.1	31	3
Oct 1	L	13-16	at Cleveland	78,637	Alexander	45	146	3.2	11	2
Oct 8	W	16-10	San Diego	75,222	Bratton	30	108	5.6	9	1
Oct 15	W	14-3	Indianapolis	74,680	Sewell	7	44	6.3	10	0
Oct 22	W	24-21	at Seattle (OT)	82,353	Kubiak	15	35	2.3	10	0
Oct 29	L	24-28	Philadelphia	75,065	Jackson	5	13	2.6	8	0
Nov 5	W	34-7	Pittsburgh	74,739	BRONCOS	554	2092	3.8	40	15
Nov 12	W	16-13	at Kansas City	76,245	OPPONENTS	426	1580	3.7	24	10
Nov 20	W	14-10	at Washington	52,975						
Nov 26	W	41-14	Seattle	75,117	RECEIVING	No.	Yds.	Avg.	Long	TD
Dec 3	L	13-16	at L.A. Raiders (OT)	87,560	Jackson	76	1095	14.4	69	7
Dec 10	L	7-14	New York Giants	63,283	Jackson	28	446	15.9	49	2
Dec 16	W	37-0	at Phoenix	56,071	Sewell	25	416	16.6	56	3
Dec 24	L	16-19	at San Diego	50,524	Young	22	402	18.3	47	2
					Humphrey	22	156	7.1	13	1
					Kay	21	197	9.4	20	2
					Mobley	17	200	11.8	36	0
					Winder	14	91	6.5	19	0
					Nattiel	10	183	18.3	43	1
					Bratton	10	69	6.9	17	3
					Alexander	8	84	10.5	28	0
					Kelly	3	13	4.3	6	0
					BRONCOS	256	3352	13.1	69	21
					OPPONENTS	268	3201	11.9	75	13

TEAM STATISTICS	Den	Opp
TOTAL FIRST DOWNS	308	246
Rushing	125	90
Passing	163	142
Penalty	20	14
3RD DOWN: MADE/ATT	11/24/40	73/216
3rd Down Pct.	46.3	33.8
4TH DOWN: MADE/ATT	2/9	12/24
4th Down Pct.	22.2	50.0
POSSESSION AVG.	32:17	27:43
TOTAL NET YARDS	5093	4407
Avg. Per Game	318.3	275.4
Total Plays	1071	977
Avg. Per Play	4.8	4.5
NET YARDS RUSHING	2092	1580
Avg. Per Game	130.8	98.8
Total Rushes	554	426
NET YARDS PASSING	3001	2827
Avg. Per Game	187.6	176.7
Sacked/Yards Lost	43/57.1	47/37.4
Gross Yards	3352	3201
Att./Completions	474/256	504/268
Completion Pct.	54.0	53.2
Had Intercepted	20	21
PUNTS/AVERAGE	80/39.8	84/41.0
NET PUNTING AVG.	33.7	35.0
PENALTIES/YARDS	83/594	102/823
FUMBLES/BALL LOST	26/12	43/22
TOUCHDOWNS	40	25
Rushing	15	10
Passing	21	13
Returns	4	2

SCORE BY PERIODS	1	2	3	4	OT	Total
BRONCOS	84	114	57	74	3	362
OPPONENTS	44	53	50	106	3	226

SCORING	TD	Ru	Pa	Rt	PAT	FG	S	PTS
Treadwell	0	0	0	0	39/40	27/33	0	120
Humphrey	8	7	1	0	0/0	0/0	0	48
Johnson	7	0	7	0	0/0	0/0	0	42
Bratton	4	1	3	0	0/0	0/0	0	24
Elway	3	3	0	0	0/0	0/0	0	18
Sewell	3	0	3	0	0/0	0/0	0	18
Alexander	2	2	0	0	0/0	0/0	0	12
Jackson	2	0	2	0	0/0	0/0	0	12
Kay	2	0	2	0	0/0	0/0	0	12
Winder	2	2	0	0	0/0	0/0	0	12
Young	2	0	2	0	0/0	0/0	0	12
Braxton	1	0	1	0	0/0	0/0	0	6
Kragen	1	0	1	0	0/0	0/0	0	6
Mecklenburg	1	0	1	0	0/0	0/0	0	6
Nattiel	1	0	1	0	0/0	0/0	0	6
Robbins	1	0	1	0	0/0	0/0	0	6
Brooks	0	0	0	0	0/0	0/0	1	2
BRONCOS	40	15	21	4	39/40	27/33	1	362
OPPONENTS	25	10	13	2	25/25	17/27	0	226

SACKS: Fletcher 12, Holmes 9, Mecklenburg 7.5, Carreker 5.5, Powers 3, Kragen 2, Lucas 2, Townsend 2, Brooks 1, Dennison 1, McCullough 1, Munford 1, **BRONCOS 47.0, OPPONENTS 43.0**

PASSING	Att.	Comp.	Yds.	Comp.%	Yd./Att.	TD	TD%	Int	Int%	LG	Sack/Lost	Rating
Elway	416	223	3051	53.6	7.33	18	4.3	18	4.3	69	35/298	73.7
Kubiak	55	32	284	58.2	5.16	2	3.6	2	3.6	22	8/53	69.1
Humphrey	2	1	17	50.0	8.50	1	50.0	0	0.0	17	0/0	118.8
Johnson	1	0	0	0.0	0.00	0	0.0	0	0.0	0	0/0	39.6
BRONCOS	474	256	3352	54.0	7.07	21	4.4	20	4.2	69	43/351	73.7
OPPONENTS	504	268	3201	53.2	6.35	13	2.6	21	4.2	75	47/374	64.1

RECEIVING	No.	Yds.	Avg.	Long	TD
Jackson	76	1095	14.4	69	7
Jackson	28	446	15.9	49	2
Sewell	25	416	16.6	56	3
Young	22	402	18.3	47	2
Humphrey	22	156	7.1	13	1
Kay	21	197	9.4	20	2
Mobley	17	200	11.8	36	0
Winder	14	91	6.5	19	0
Nattiel	10	183	18.3	43	1
Bratton	10	69	6.9	17	3
Alexander	8	84	10.5	28	0
Kelly	3	13	4.3	6	0
BRONCOS	256	3352	13.1	69	21
OPPONENTS	268	3201	11.9	75	13

INTERCEPTIONS	No.	Yds.	Avg.	Long	TD
Braxton	6	103	17.2	34	1
Henderson	3	58	19.3	25	0
Atwater	3	34	11.3	30	0
D. Smith	2	78	39.0	50	0
Robbins	2	18	9.0	18	1
Munford	2	16	8.0	10	0
Corrington	1	8	8.0	8	0
Carrington	1	2	2.0	2	0
Dennison	1	1	1.0	1	0
BRONCOS	21	318	15.1	50	2
OPPONENTS	20	194	9.7	32	1

PUNTING	No.	Yds.	Avg.	Net	TB	In20	Long	B
Horan	77	3111	40.4	34.3	5	24	63	0
Elway	1	34	34.0	14.0	1	0	34	0
Kubiak	2	43	21.5	21.5	0	1	29	0
BRONCOS	80	3188	39.8	33.7	6	25	63	0
OPPONENTS	84	3440	41.0	35.0	8	18	64	0

PUNT RETURNS	No.	FC	Yds.	Avg.	Long	TD
Bell	21	3	143	6.8	24	0
Johnson	12	6	118	9.8	34	0
Nattiel	9	0	77	8.6	38	0
Woods	2	0	6	3.0	11	0
Carrington	1	0	0	0.0	0	0
BRONCOS	45	9	344	7.6	38	0
OPPONENTS	28	18	370	13.2	52	0

KICKOFF RETURNS	No.	Yds.	Avg.	Long	TD
Bell	30	602	20.1	33	0
Carrington	6	152	25.3	68	0
Humphrey	4	86	21.5	29	0
Bratton	2	19	9.5	10	0
Woods	1	17	17.0	17	0
BRONCOS	43	876	20.4	68	0
OPPONENTS	72	1256	17.4	36	0

FIELD GOALS	1-19	20-29	30-39	40-49	50+
Treadwell	3/3	13/14	8/8	3/7	0/1
OPPONENTS	0/0	3/3	5/6	7/14	2/4

TREADWELL: (41G,29G) (22G,33G,46G,24G) (38G) (21G,26G) (46G,18G,54N,27G) () (46N,46N,27N,27G) (18G) (26G,26G) (18G,27G,26G) () (30G,25G) (34G,35G,42N) () (38G,33G,35G) (43N,24G)

OPPONENTS: (41G,54N,23G) (43N) () (47N,36G,48G,24N,48G) (39G) (49N,55G) (40N) (41N) () (39G,42G) (38N,32G) () (37G,46G,26G) (47N) () (52N,22G,41G,53G,45G)

1989 DEFENSIVE STATS

(based on coaches' film review)

	TT	UT	A	S-YDS	I-YDS	PD	FF	FR
1 Mecklenburg	143	83	60	7.5-79	0-0	3	2	4
2 Atwater	129	86	43	0-0	3-34	10	0	1
3 Brooks	123	66	57	1-9	0-0	2	1	2
4 Braxton	111	77	34	0-0	6-103	14	2	2
5 Dennison	106	45	61	1-6	1-1	1	2	1
6 Fletcher	105	61	44	12-79	0-0	2	3	1
7 Munford	98	54	44	1-5	2-16	2	0	1
8 Smith	82	47	35	0-0	2-78	11	6	3
9 Henderson	76	47	29	0-0	3-58	13	0	0
10 Kragen	72	43	29	2-13	0-0	2	0	4
11 Carreker	65	36	29	5.5-34	0-0	1	3	0
12 Holmes	48	32	16	9-87	0-0	4	2	0
13 Townsend	40	26	14	2-13	0-0	0	2	2
14 Robbins	37	25	12	0-0	2-18	8	0	1
15 Corrington	26	17	9	0-0	1-8	5	1	0
16 Curtis	23	12	11	0-0	0-0	0	0	0
17 Powers	19	7	12	3-30	0-0	0	1	0
18 Haynes	18	13	5	0-0	0-0	3	0	0
19 Carrington	16	11	5	0-0	1-2	1	0	0
20 Lucas	6	5	1	2-22	0-0	1	0	0
21 Klosterman	3	1	2	0-0	0-0	0	0	0
22 McCullough	2	2	0	1-0	0-0	0	0	0
Henke	2	0	2	0-0	0-0	0	0	0
TOTALS	1,350	796	554	47-377	21-318	83	25	22

1989 GAMES STARTED

OFFENSE		DEFENSE	
QB Elway, John	15	DE Carreker, Alphonso	16
QB Kubiak, Gary	1	DE Holmes, Ron	8
RB Humphrey, Bobby	12	DE Powers, Warren	1
RB Sewell, Steve	3	DE Townsend, Andre	10
RB Winder, Sammy	2	NT Kragen, Greg	14
FB Alexander, Jeff	6	LB Brooks, Michael	16
FB Bratton, Melvin	3	LB Dennison, Rick	12
FB Kelly, Pat	1	LB Fletcher, Simon	16
WR Jackson, Mark	16	LB Mecklenburg, Karl	15
WR Johnson, Vance	16	LB Munford, Marc	5
TE Kay, Clarence	16	CB Braxton, Tyrone	16
TE Mobley, Orson	5	CB Henderson, Wymon	15
C Kartz, Keith	16	S Atwater, Steve	16
T Lanier, Ken	16	S Robbins, Randy	2
T Perry, Gerald	15	S Smith, Dennis	14
G Bishop, Keith	7		
G Juriga, Jim	16		
G Widell, Doug	10		

1989 COACHES

Dan Reeves (Head Coach), Marvin Bass (Special Assistant), Barney Chavous (Asst. Strength and Conditioning), Mo Forte (Running Backs), Chan Gailey (Offensive Coordinator/Wide Receivers), George Henshaw (Offensive Line), Earl Leggett (Defensive Line), Pete Mangurian (Tight Ends/Asst. Offensive Line), Al Miller (Strength/Conditioning), Mike Nolan (Linebackers), Wade Phillips (Defensive Coordinator), Harold Richardson (Special Teams), Charlie Waters (Defensive Backs).

1989 LEADERS / RANKINGS

INDIVIDUAL	PLAYER	NO.	AFC RANK	NFL RANK	NFL LEADER	NO.
Points	Treadwell	120	1	3t	Cofer (SF)	138
Rushing Yards	Humphrey	1,151	5	8	Okoye (KC)	1,480
Passing Yards	Elway	3,051	8	16	Majkowski (GB)	4,318
Passer Rating	Elway	73.7	9	17	Montana (SF)	112.4
Receiving Yards	Johnson	1,095	5	15	Rice (SF)	1,483
Receptions	Johnson	76	9	17	Sharpe (GB)	90
Interceptions	Braxton	6	5t	7t	Wright (CLE)	9
Sacks	Fletcher	12	4	11	Doleman (MIN)	21

OFFENSE	NO.	AFC RANK	NFL RANK	NFL LEADER	NO.
Points Per Game	22.6	4	7t	San Francisco	27.6
Total Yards Per Game	318.3	7	15	San Francisco	391.8
Yards Per Play	4.8	11t	19t	San Francisco	6.1
Rushing Yards Per Game	130.8	4	6	Cincinnati	155.2
Net Passing Yards Per Game	187.6	11	23	Washington	271.8

DEFENSE	NO.	AFC RANK	NFL RANK	NFL LEADER	NO.
Points Per Game	14.1	1	1	Denver	14.1
Total Yards Per Game	275.5	2	3	Minnesota	261.5
Yards Per Play	4.5	1t	2t	Minnesota	4.1
Rushing Yards Per Game	98.8	1	6	New Orleans	82.9
Net Passing Yards Per Game	176.7	2	3	Kansas City	176.3

1989 KEY AWARDS

Pro Bowl (5): QB John Elway, DT Greg Kragen, LB Karl Mecklenburg, S Dennis Smith, K David Treadwell. AP All-Pro (2): LB Karl Mecklenburg (first team), S Dennis Smith (second team). NFLPA Offensive Rookie of the Year: RB Bobby Humphrey. Football Digest NFL Defensive Rookie of the Year: S Steve Atwater.

1989 NFL STANDINGS

AFC EAST

Team	W	L	T	Pct	PF	PA
y-Buffalo	9	7	0	.563	409	317
Indianapolis	8	8	0	.500	298	301
Miami	8	8	0	.500	331	379
New England	5	11	0	.313	297	391
New York Jets	4	12	0	.250	253	411

AFC CENTRAL

Team	W	L	T	Pct	PF	PA
y-Cleveland	9	6	1	.594	334	254
x-Houston	9	7	0	.563	365	412
x-Pittsburgh	9	7	0	.563	265	326
Cincinnati	8	8	0	.500	404	285

AFC WEST

Team	W	L	T	Pct	PF	PA
*y-Denver	11	5	0	.688	362	226
Kansas City	8	7	1	.531	318	286
L.A. Raiders	8	8	0	.500	315	297
Seattle	7	9	0	.438	241	327
San Diego	6	10	0	.375	266	290

NFC EAST

Team	W	L	T	Pct	PF	PA
y-New York Giants	12	4	0	.750	348	252
x-Philadelphia	11	5	0	.688	342	274
Washington	10	6	0	.625	386	308
Phoenix	5	11	0	.313	258	377
Dallas	1	15	0	.063	204	393

NFC CENTRAL

Team	W	L	T	Pct	PF	PA
y-Minnesota	10	6	0	.625	351	275
Green Bay	10	6	0	.625	362	356
Detroit	7	9	0	.438	312	364
Chicago	6	10	0	.375	358	377
Tampa Bay	5	11	0	.313	320	419

NFC WEST

Team	W	L	T	Pct	PF	PA
*y-San Francisco	14	2	0	.875	442	253
x-L.A. Rams	11	5	0	.688	426	344
New Orleans	9	7	0	.563	386	301
Atlanta	3	13	0	.188	279	437

x - Wild Card Qualifier; y - Division Title; * - Home-field Advantage

WILD CARD PLAYOFF GAMES

12/31 - Pittsburgh 26, at Houston 23 (OT)
12/31 - L.A. Rams 21, at Philadelphia 7

DIVISIONAL PLAYOFF GAMES

1/6 - at Cleveland 34, Buffalo 30
1/6 - at San Francisco 41, Minnesota 13
1/7 - at Denver 24, Pittsburgh 23
1/7 - L.A. Rams 19, at New York Giants 13 (OT)

CONFERENCE CHAMPIONSHIPS

1/14 - at Denver 37, Cleveland 21
1/14 - at San Francisco 30, L.A. Rams 3

SUPER BOWL XXIV (NEW ORLEANS)

1/28 - San Francisco 55, Denver 10

1988 FINAL STATISTICS (8-8)

Head Coach: Dan Reeves **AFC West:** 2nd **Home Stadium:** Mile High Stadium

Date	W-L	Score	Opponent	Attendance	RUSHING	No.	Yds.	Avg.	Long	TD
Sept 4	L	14-21	Seattle	75,986	Dorsett	181	703	3.9	28	5
Sept 11	W	34-3	San Diego	75,359	Winder	149	543	3.6	35	4
Sept 18	L	13-20	at Kansas City	63,288	Elway	54	234	4.3	26	1
Sept 26	L	27-30	L.A. Raiders (OT)	75,964	Sewell	32	135	4.2	26	1
Oct 2	W	12-0	at San Diego	55,763	Kubiak	17	65	3.8	13	0
Oct 9	W	16-13	at San Francisco (OT)	61,711	Nattiel	5	51	10.2	29	0
Oct 16	W	30-14	Atlanta	75,287	Willhite	13	39	3.0	7	2
Oct 23	L	21-39	at Pittsburgh	49,811	Bell	9	36	4.0	6	0
Oct 31	L	23-55	at Indianapolis	60,544	Jackson	1	5	5.0	5	0
Nov 6	W	17-11	Kansas City	74,227	J. Johnson	1	3	3.0	3	0
Nov 13	W	30-7	Cleveland	75,806	V. Johnson	1	1	1.0	1	0
Nov 20	L	0-42	New Orleans	68,075	Thomas	1	0	0.0	0	0
Nov 27	W	35-24	L.A. Rams	74,141	BRONCOS	464	1815	3.9	35	13
Dec 4	L	20-21	at L.A. Raiders	65,561	OPPONENTS	552	2538	4.6	64	21
Dec 11	L	14-42	at Seattle	62,838	RECEIVING	No.	Yds.	Avg.	Long	TD
Dec 17	W	21-10	New England	70,910	V. Johnson	68	896	13.2	86	5

TEAM STATISTICS		Den	Opp
TOTAL FIRST DOWNS			
Rushing		106	140
Passing		196	161
Penalty		36	15
3RD DOWN: MADE/ATT		85/210	81/214
3rd Down Pct.		40.5	37.9
4TH DOWN: MADE/ATT		4/13	9/18
4th Down Pct.		30.8	50.0
TOTAL NET YARDS			
Avg. Per Game		344.1	341.9
Total Plays		1077	1055
Avg. Per Play		5.1	5.2
NET YARDS RUSHING			
Avg. Per Game		1815	2538
Avg. Per Play		113.4	158.6
Total Rushes		464	552
Avg. Per Rush		3.9	4.6
NET YARDS PASSING			
Avg. Per Game		3691	2933
Avg. Per Play		230.7	183.3
Sacked/Yards Lost		32/250	36/235
Gross Yards		3941	3168
Att./Completions		581/324	467/262
Completion Pct.		55.8	56.1
Had Intercepted		22	16
Avg. Per Pass Play		6.0	5.8
PUNTS/AVERAGE			
		68/43.8	84/43.4
NET PUNTING AVG		37.9	36.3
TOTAL RETURN YARDAGE		1842	1673
Punt Returns/Average		53/8.5	33/11.0
Kickoff Returns/Average		58/20.7	52/19.9
Intercept. Ret./Average		16/12.5	22/15.6
PENALTIES/YARDS			
		84/717	116/956
FUMBLES/BALL LOST			
		34/12	23/13
TOUCHDOWNS			
Rushing		13	21
Passing		24	18
Returns		0	2
Extra Points Made/Attempts		36/37	41/41
Field Goals Made/Attempts		23/26	21/27
TOTAL POINTS		327	352

SCORE BY PERIODS		1	2	3	4	OT	Total
BRONCOS		43	127	64	90	3	327
OPPONENTS		85	112	96	56	3	352

SCORING		TD	Ru	Pa	Rt	PAT	FG	S	PTS
Karlis		0	0	0	0	36/37	23/36	0	105
Sewell		6	1	5	0	0/0	0/0	0	36
Jackson		6	0	6	0	0/0	0/0	0	36
Dorsett		5	5	0	0	0/0	0/0	0	30
Winder		5	4	1	0	0/0	0/0	0	30
V. Johnson		5	0	5	0	0/0	0/0	0	30
Kay		4	0	4	0	0/0	0/0	0	24
Willhite		2	2	0	0	0/0	0/0	0	12
Mobley		2	0	2	0	0/0	0/0	0	12
Elway		1	1	0	0	0/0	0/0	0	6
Nattiel		1	0	1	0	0/0	0/0	0	6
BRONCOS		37	13	24	0	36/37	23/36	0	327
OPPONENTS		41	21	18	2	41/41	21/27	1	352

RECEIVING		No.	Yds.	Avg.	Long	TD
V. Johnson		68	896	13.2	86	5
Jackson		46	852	18.5	63	6
Nattiel		46	574	12.5	74t	1
Sewell		38	507	13.3	68t	5
Kay		34	352	10.4	27	4
Willhite		32	238	7.4	15	0
Mobley		21	218	10.4	28	2
Winder		17	103	6.1	14	1
Dorsett		16	122	7.6	16	0
Massie		3	39	13.0	21	0
Graddy		1	30	30.0	30	0
J. Johnson		1	6	6.0	6	0
Kelly		1	4	4.0	4	0
BRONCOS		324	3941	12.2	86	24
OPPONENTS		262	3168	12.1	55	18

INTERCEPTIONS		No.	Yds.	Avg.	Long	TD
Harden		4	36	9.0	34	0
Castille		3	51	17.0	33	0
Robbins		2	66	33.0	39	0
Braxton		2	6	3.0	6	0
Dennison		1	29	29.0	29	0
Wilson		1	7	7.0	7	0
Fletcher		1	4	4.0	4	0
Bowyer		1	1	1.0	1	0
Haynes		1	0	0.0	0	0
BRONCOS		16	200	12.5	39	0
OPPONENTS		22	344	15.6	86	1

PUNTING		No.	Yds.	Avg.	TB	In20	Long	B
Horan		65	2861	44.0	2	19	70	—
Elway		3	117	39.0	0	2	40	—
BRONCOS		68	2978	43.8	2	21	70	0
OPPONENTS		84	3643	43.4	7	20	68	1

PUNT RETURNS		No.	FC	Yds.	Avg.	Long	TD
Nattiel		22	0	218	9.9	24	0
Clark		13	0	115	8.8	16	0
Willhite		13	2	90	6.9	12	0
Harden		2	2	14	7.0	14	0
Massey		1	0	5	5.0	5	0
J. Johnson		1	0	5	5.0	5	0
Bell		1	0	4	4.0	4	0
V. Johnson		0	1	0	0.0	0	0
BRONCOS		53	5	451	8.5	24	0
OPPONENTS		33	4	364	11.0	66	1

KICKOFF RETURNS		No.	Yds.	Avg.	Long	TD
Bell		36	762	21.2	38	0
J. Johnson		14	292	20.9	34	0
Nattiel		6	124	20.7	25	0
Winder		1	11	11.0	11	0
Harden		1	9	9.0	9	0
BRONCOS		58	1198	20.7	38	0
OPPONENTS		52	1,035	19.9	40	0

FIELD GOAL BREAKDOWN

Distance	1-19	20-29	30-39	40-49	50+	Total
Karlis	1/1	9/10	6/13	5/8	2/4	23/36
OPPONENTS	0/0	9/10	9/12	2/4	1/1	21/27

KARLIS: () (51G,38G) (23G,42G) (39G,25G) (30G), 43G,37N,30G,32G,28G,21N) (27G,27G,34N, 22G) (35N,47G,41G,50G) (47N) (27G) (42G) (18G,22G,32G,42N,36N) (35N,50N) (46N) (29G, 36G) (52N,37N) ()

SACKS: Fletcher 9, Townsend 5.5, Jones 5, Ryan 3.5, Kragen 2.5, Robbins 2, Wilson 2, Mecklenburg 1, D. Smith 1, Gilbert 1, Haynes 1, Bowyer 1, Braxton 1, Dennison 0.5, **TOTAL 36.0**

PASSING	Att.	Comp.	Yds.	Comp. %	Yd./Att.	TD	TD%	Int	Int%	LG	Sack/Lost	Rtg.
Elway	496	274	3309	55.2	6.67	17	3.4	19	3.8	86	30/237	71.3
Kubiak	69	43	497	62.3	7.20	5	7.2	3	4.3	68t	2/13	90.1
Karcher	12	6	128	50.0	10.67	1	8.3	0	0.0	74t	0/0	115.0
Dorsett	2	1	7	50.0	3.50	1	50.0	0	0.0	7t	0/0	97.8
Sewell	1	0	0	0.0	0.0	0	0.0	0	0.0	0	0/0	39.0
Nattiel	1	0	0	0.0	0.0	0	0.0	0	0.0	0	0/0	39.5
BRONCOS	581	324	3941	55.8	6.78	24	4.1	22	3.8	86	32/250	74.6
OPPONENTS	467	262	3168	56.1	6.78	18	3.9	16	3.4	55	36/235	75.8

1988 DEFENSIVE STATS

(based on coaches' film review)

	TT	UT	A	S-YDS	I-YDS	PD	FF	FR
1 Kragen	140	101	39	2.5-21	0-0	4	0	1
2 Dennison	133	86	47	0.5-1	1-29	2	1	2
3 Harden	132	93	39	0-0	4-36	10	0	0
4 Ryan	130	87	43	3.5-13	0-0	1	1	2
5 Fletcher	115	79	36	9-43	1-4	6	1	1
6 Townsend	113	64	49	5-35	0-0	2	0	1
7 Smith	106	83	23	1-7	0-0	3	2	3
8 Mecklenburg	102	78	24	1.5-8	0-0	1	0	0
9 Haynes	84	71	13	1-6	1-0	8	1	0
10 Bowyer	82	50	32	1-4	1-1	2	3	0
11 Robbins	76	67	9	2-19	2-66	6	0	1
12 Jones	67	35	32	5-37	0-0	1	1	0
13 Castille	61	57	4	0-0	3-51	9	0	0
14 Brooks	49	39	10	0-0	0-0	1	0	1
15 Gilbert	42	30	12	1-11	0-0	2	0	0
16 Braxton	39	28	11	1-7	2-6	5	0	0
17 Wilson	37	29	8	2-12	1-7	4	0	2
18 Klostermann	27	17	10	0-0	0-0	1	0	0
19 Knight	15	11	4	0-0	0-0	0	0	0
20 Guidry	5	3	2	0-0	0-0	1	0	0
21 Plummer	3	3	0	0-0	0-0	0	0	0
22 Lucas	1	1	0	0-0	0-0	0	0	0
23 S. Bryan	0	0	0	0-0	0-0	0	0	1
TOTALS	1,559	1,112	447	36-224	16-200	69	10	15

1988 GAMES STARTED

OFFENSE		DEFENSE	
QB Elway, John	15	DE Bowyer, Walt	10
QB Kubiak, Gary	1	DE Gilbert, Freddie	6
RB Dorsett, Tony	12	DE Townsend, Andre	16
RB Sewell, Steve	3	NT Kragen, Greg	16
RB Willhite, Gerald	1	LB Brooks, Michael	4
RB Winder, Sammy	12	LB Dennison, Rick	16
WR Jackson, Mark	4	LB Fletcher, Simon	16
WR Johnson, Vance	13	LB Klostermann, Bruce	4
WR Nattiel, Ricky	11	LB Mecklenburg, Karl	10
TE Kay, Clarence	14	LB Ryan, Jim	14
TE Moblely, Orson	10	CB Castille, Jeremiah	15
C Bryan, Billy	16	CB Haynes, Mark	15
T Juriga, Jim	15	CB Wilson, Steve	2
T Lanier, Ken	16	S Harden, Mike	16
T Studdard, Dave	4	S Robbins, Randy	6
G Bishop, Keith	10	S Smith, Dennis	10
G Humphries, Stephan	1		
G Kartz, Keith	12		
G Perry, Gerald	6		

1988 COACHES

Dan Reeves (Head Coach), Marvin Bass (Special Assistant), Rubin Carter (Asst. Defensive Line), Joe Collier (Asst. Head Coach/Defense), Mo Forte (Running Backs), Chan Gailey (Quarterbacks), George Henshaw (Offensive Line), Stan Jones (Defensive Line), Larry Kennan (Wide Receivers), Pete Mangurian (Tight Ends/Asst. Offensive Line), Al Miller (Strength/Conditioning), Myrel Moore (Linebackers), Mike Nolan (Spec. Team/Asst. LBs), Charlie Waters (Spec. Teams/Asst. Defensive Backs), Charlie West (Defensive Backs).

1988 LEADERS / RANKINGS

INDIVIDUAL	PLAYER	NO.	AFC RANK	NFL RANK	NFL LEADER	NO.
Points	Karlis	105	6t	10t	Norwood (BUF)	129
Rushing Yards	Dorsett	703	13	22	Dickerson (IND)	1,659
Passing Yards	Elway	3,309	4	8	Marino (MIA)	4,434
Passer Rating	Elway	71.4	9	18	Esiason (CIN)	97.4
Receiving Yards	V. Johnson	896	9	15t	Ellard (LAR)	1,414
Receptions	V. Johnson	68	6	15t	Toon (NYJ)	93
Interceptions	Harden	4	11t	23t	Case (ATL)	10
Sacks	Fletcher	9	6t	17t	White (PHI)	18

OFFENSE	NO.	AFC RANK	NFL RANK	NFL LEADER	NO.
Points Per Game	20.4	8	15	Cincinnati	28.0
Total Yards Per Game	344.1	3	8	Cincinnati	378.6
Yards Per Play	5.1	5t	11t	Cincinnati	6.2
Rushing Yards Per Game	113.4	11	19	Cincinnati	169.4
Net Passing Yards Per Game	230.7	2	6	Miami	284.8

DEFENSE	NO.	AFC RANK	NFL RANK	NFL LEADER	NO.
Points Per Game	22.0	9	20	Chicago	13.4
Total Yards Per Game	341.9	10	22	Chicago	272.5
Yards Per Play	5.2	9t	18t	Minnesota	4.3
Rushing Yards Per Game	158.6	13	27	Chicago	82.9
Net Passing Yards Per Game	183.3	5	7	Kansas City	161.9

1988 KEY AWARDS

Pro Bowl (1): P Mike Horan. AP All-Pro (1): P Mike Horan (first team).

1988 NFL STANDINGS

AFC EAST

Team	W	L	T	Pct	PF	PA
y-Buffalo	12	4	0	.750	329	237
Indianapolis	9	7	0	.563	354	315
New England	9	7	0	.563	250	284
New York Jets	8	7	1	.531	372	354
Miami	6	10	0	.375	319	380

AFC CENTRAL

Team	W	L	T	Pct	PF	PA
*y-Cincinnati	12	4	0	.750	448	329
x-Cleveland	10	6	0	.625	304	288
x-Houston	10	6	0	.625	424	365
Pittsburgh	5	11	0	.313	336	421

AFC WEST

Team	W	L	T	Pct	PF	PA
y-Seattle	9	7	0	.563	339	329
Denver	8	8	0	.500	327	352
L.A. Raiders	7	9	0	.438	325	369
San Diego	6	10	0	.375	231	332
Kansas City	4	11	1	.281	254	320

NFC EAST

Team	W	L	T	Pct	PF	PA
y-Philadelphia	10	6	0	.625	379	319
New York Giants	10	6	0	.625	359	304
Washington	7	9	0	.438	345	387
Phoenix	7	9	0	.438	344	398
Dallas	3	13	0	.188	265	381

NFC CENTRAL

Team	W	L	T	Pct	PF	PA
*y-Chicago	12	4	0	.750	312	215
x-Minnesota	11	5	0	.688	406	233
Tampa Bay	5	11	0	.313	261	350
Detroit	4	12	0	.250	220	313
Green Bay	4	12	0	.250	240	315

NFC WEST

Team	W	L	T	Pct	PF	PA
y-San Francisco	10	6	0	.625	369	294
x-L.A. Rams	10	6	0	.625	407	293
New Orleans	10	6	0	.625	312	283
Atlanta	5	11	0	.313	244	315

x - Wild Card Qualifier; y - Division Title; * - Home-field Advantage

WILD CARD PLAYOFF GAMES

12/26 - Houston 24, at Cleveland 23
12/26 - at Minnesota 28, L.A. Rams 17

DIVISIONAL PLAYOFF GAMES

12/31 - at Cincinnati 21, Seattle 13
12/31 - at Chicago 20, Philadelphia 12
1/1 - at Buffalo 17, Houston 10
1/1 - at San Francisco 34, Minnesota 9

CONFERENCE CHAMPIONSHIPS

1/8 - at Cincinnati 21, Buffalo 10
1/8 - San Francisco 28, at Chicago 3

SUPER BOWL XXIII (MIAMI)

1/22 - San Francisco 20, Cincinnati 16

1987 FINAL STATISTICS (10-4-1)

Head Coach: Dan Reeves AFC West: 1st Home Stadium: Mile High Stadium

Date	W-L	Score	Opponent	Attendance	RUSHING	No.	Yds.	Avg.	Long	TD
Sept 13	W	40-17	Seattle	75,999	Winder	196	741	3.8	19	6
Sept 20	T	17-17	at Green Bay (OT)	67,500	Elway	66	304	4.6	29	4
Sept 28	Cancelled		at Cleveland		Lang	89	303	3.4	28	2
Oct 4	L	10-40	*Houston	38,494	Dudek	35	154	4.4	16	2
Oct 12	W	30-14	*L.A. Raiders	61,230	Willhite	26	141	5.4	29	0
Oct 18	W	26-17	*at Kansas City	20,296	Poole	28	126	4.5	19	1
Oct 26	L	27-34	at Minnesota	51,011	Sewell	19	83	4.4	17	2
Nov 1	W	34-0	Detroit	75,172	Caldwell	16	53	3.3	7	0
Nov 8	L	14-21	at Buffalo	63,698	Bell	13	43	3.3	11	0
Nov 16	W	31-29	Chicago	75,783	Nattiel	2	13	6.5	10	0
Nov 22	W	23-17	at L.A. Raiders	61,318	Micho	8	4	2.0	5	0
Nov 29	W	31-17	at San Diego	61,890	Boddie	3	7	2.3	4	1
Dec 6	W	31-20	New England	75,795	Karcher	9	3	0.3	8	0
Dec 13	L	21-28	at Seattle	61,759	Kubiak	1	3	3.0	3	0
Dec 19	W	20-17	Kansas City	75,053	May	2	-4	-2.0	-2	0
Dec 27	W	24-0	San Diego	37,500	V. Johnson	1	8	-3.0	-3	0

*Replacement Games

TEAM STATISTICS	Den	Opp	RECEIVING	No.	Yds.	Avg.	Long	TD
-----------------	-----	-----	-----------	-----	------	------	------	----

TOTAL FIRST DOWNS	331	277	V. Johnson	42	684	16.3	59t	7		
Rushing	132	103	Nattiel	31	630	20.3	54	2		
Passing	173	148	Kay	31	440	14.2	30	0		
Penalty	26	26	M. Jackson	26	436	16.8	52	2		
3RD DOWN: MADE/ATT	106/224	64/183	Micho	25	242	9.7	26t	2		
3rd Down Pct.	47.3	35.0	Lang	17	130	7.6	29	2		
4TH DOWN: MADE/ATT	6/13	5/12	Mobley	16	228	14.3	28	1		
4th Down Pct.	46.2	41.7	Winder	14	74	5.3	13	1		
TOTAL NET YARDS	5624	4813	Massie	13	244	18.8	39t	4		
Avg. Per Game	374.9	320.9	Sewell	13	209	16.1	72t	1		
Total Plays	1070	941	Willhite	11	167	15.2	49	1		
Avg. Per Play	5.3	5.1	Boddie	9	85	9.4	26	0		
NET YARDS RUSHING	1970	2017	Willhite	9	25	2.8	6	0		
Avg. Per Game	131.3	134.5	Dudek	7	41	5.9	19	0		
Total Rushes	510	454	Swanson	6	87	14.5	35t	1		
Avg. Per Rush	3.9	4.4	Andrews	4	53	13.3	20	0		
NET YARDS PASSING	3654	2796	Brown	4	40	10.0	18	0		
Avg. Per Game	243.6	186.4	Caldwell	4	34	8.5	14	0		
Sacked/Yards Lost	30/220	31/244	Poole	1	9	9.0	9	0		
Gross Yards	3874	3040	Bell	1	8	8.0	8	0		
Att./Completions	530/285	456/261	Payne	1	8	8.0	8	0		
Completion Pct.	53.8	57.2	BRONCOS OPPONENTS	285	3874	13.6	72t	24		
Had Intercepted	19	28		261	3040	11.6	51t	15		
Avg. Per Pass Play	6.9	6.1	INTERCEPTIONS	No.	Yds.	Avg.	Long	TD		
PUNTS/AVERAGE	65/39.9	75/42.1	Harden	4	85	21.3	32	0		
NET PUNTING AVG	31.6	35.5	Clark	3	105	35.0	50	0		
TOTAL RETURN YARDAGE	1841	1954	Haynes	3	39	13.0	25	1		
Punt Returns/Average	48/10.1	34/12.5	Lilly	3	29	9.7	24	0		
Kickoff Returns/Average	46/20.7	61/19.1	Mecklenburg	3	23	7.7	16	0		
Intercept. Ret./Average	28/14.4	19/19.1	Robbins	3	9	3.0	9	0		
PENALTIES/YARDS	95/812	96/785	Ryan	3	7	2.3	5	0		
FUMBLES/BALL LOST	29/17	35/19	Hunley	2	64	32.0	52t	1		
TOUCHDOWNS	45	36	D. Smith	2	21	10.5	15	0		
Rushing	18	15	Lucas	1	11	11.0	11	0		
Passing	24	15	Dennison	1	10	10.0	10	0		
Returns	3	4	BRONCOS	28	403	14.4	52t	2		
Extra Points Made/Attempts	44/45	32/35	OPONENTS	19	362	19.1	103t	2		
Field Goals Made/Attempts	21/29	14/21	PUNTING	No.	Yds.	Avg.	TB	In20	Long	B
TOTAL POINTS	379	288	Giaccomaro	18	757	42.1	1	4	50	0
			Horan	44	1807	41.1	5	11	61	2
			Elway	1	31	31.0	0	1	31	0

SCORE BY PERIODS	1	2	3	4	OT	Total
BRONCOS	92	110	79	98	0	379
OPONENTS	70	110	64	44	0	288

SCORING	TD	Ru	Pa	Rt	ATT	FG	S	PTS	BRONCOS OPPONENTS	65	2595	39.9	6	8	16	61	2
Karris	0	0	0	0	37/37	18/25	0	91	BRONCOS OPPONENTS	75	3158	42.1	8	15	62	0	
V. Johnson	7	0	7	0	0/0	0/0	0	42	PUNT RETURNS	No.	FC	Yds.	Avg.	Long	TD		
Winder	7	6	1	0	0/0	0/0	0	42	Clark	18	1	233	12.9	71t	1		
Elway	4	4	0	0	0/0	0/0	0	24	Nattiel	12	1	73	6.1	14	0		
Lang	4	2	2	0	0/0	0/0	0	24	Swanson	9	1	132	14.8	33	0		
Massie	4	0	4	0	0/0	0/0	0	24	Willhite	4	1	22	5.5	9	0		
Sewell	3	2	1	0	0/0	0/0	0	18	Harden	2	0	11	5.5	7	0		
Clendensen	0	0	0	0	7/7	3/4	0	16	Lilly	2	0	6	3.0	4	0		
Dudek	2	2	0	0	0/0	0/0	0	12	V. Johnson	1	0	9	9.0	9	0		
M. Jackson	2	0	2	0	0/0	0/0	0	12	BRONCOS	48	4	486	10.1	71t	1		
Micho	2	0	2	0	0/0	0/0	0	12	OPONENTS	34	7	424	12.5	85t	2		
Nattiel	2	0	2	0	0/0	0/0	0	12	KICKOFF RETURNS	No.	Yds.	Avg.	Long	TD			
Boddie	1	1	0	0	0/0	0/0	0	6	Bell	15	323	21.5	30	0			
Clark	1	0	1	0	0/0	0/0	0	6	Swanson	9	234	26.0	50	0			
Haynes	1	0	1	0	0/0	0/0	0	6	V. Johnson	0	7	140	20.0	34	0		
Hunley	1	0	1	0	0/0	0/0	0	6	Lang	4	78	19.5	25	0			
Mobley	1	0	1	0	0/0	0/0	0	6	Nattiel	4	48	19.5	25	0			
Poole	1	1	0	0	0/0	0/0	0	6	Brown	3	57	19.0	28	0			
Swanson	1	0	1	0	0/0	0/0	0	6	Clark	2	33	16.5	25	0			
Watson	1	0	1	0	0/0	0/0	0	6	Ryan	2	9	4.5	9	0			
Ryan	0	0	0	0	0/0	0/0	1	2	BRONCOS	46	952	20.7	50	0			
BRONCOS	45	18	24	3	44/45	21/29	1	379	OPONENTS	61	1168	19.1	50	0			
OPONENTS	35	16	15	4	32/35	14/21	2	288	FIELD GOAL BREAKDOWN	Distance	1-19	20-29	30-39	40-49	50+	Total	

SAPKES - Jones 7, Mecklenburg 7, Fletcher 4, Kraegen 2, Lucas 2, Ryan 1.5, Wupper 1.5, Brooks 1, Hunley 1, Robbins 1, Townsend 1, Wilson 1, Bowyer 0.5, Toddard 0.5, **TOTAL 31.0**

PASSING	Att.	Comp.	Yds.	Comp. %	Yd./Att.	TD	TD%	Int	Int%	LG	Sack/Lost	Rtg.
Elway	410	224	3198	54.6	7.80	19	4.6	12	2.9	72t	20/138	83.4
Karcher	102	56	628	54.9	6.16	5	4.9	4	3.9	49	5/45	73.5
Kubiak	7	3	25	42.9	3.57	0	0.0	2	28.6	17	2/14	13.1
May	6	0	0	0.0	0.00	0	0.0	0	0.0	0	0/0	17.0
McGuire	3	2	23	66.7	7.67	0	0.0	0	0.0	13	0/0	89.6
V. Johnson	1	0	0	0.0	0.00	0	0.0	0	0.0	0	0/0	39.6
Lang	1	0	0	0.0	0.00	0	0.0	0	0.0	0	1/7	39.6
Willhite	1	0	0	0.0	0.00	0	0.0	0	0.0	0	0/0	39.6
Sewell	0	0	0	0.0	0.00	0	0.0	0	0.0	0	0/0	39.6
BRONCOS	530	285	3874	53.8	7.31	24	4.5	19	3.6	72t	30/220	77.5
OPONENTS	456	261	3040	57.2	6.67	15	3.3	28	6.1	51t	31/224	62.9

1987 DEFENSIVE STATS

(based on coaches' film review)

	TT	UT	A	S-YDS	L-YDS	PD	FF	FR
1 Ryan	125	96	29	1.5-7	3-7	2	0	1
2 Hanley	104	67	37	1-3	2-94	4	1	0
3 Mecklenburg	97	81	16	7-47	3-23	4	2	1
4 Lilly	95	64	31	0-0	3-29	3	1	2
5 R. Jones	88	45	43	7-59	0-0	2	0	0
6 Harden	87	63	24	0-0	4-85	8	1	0
7 Kragen	78	48	30	2-3	0-0	1	0	0
8 Fletcher	70	49	21	4-30	0-0	0	0	1
9 Bowyer	61	41	20	0.5-1	0-0	2	0	0
10 Townsend	57	42	15	1-9	0-0	0	0	0
11 Robbins	51	45	6	1-14	3-9	5	0	0
12 Winn	40	28	12	0-0	0-0	1	1	1
13 Castille	38	35	3	0-0	0-0	1	0	0
14 Wilson	36	32	4	1-8	0-0	1	0	0
15 D. Smith	35	25	10	0-0	2-21	2	0	0
16 Dennison	30	22	8	0-0	1-10	3	1	0
17 Clark	28	15	13	0-0	3-105	3	0	0
18 Joiner	26	15	11	0-0	0-0	1	0	0
19 Tupper	22	18	4	1-0	0-0	0	0	0
20 E. Johnson	21	14	7	0-0	0-0	1	0	0
21 S. Bryan	20	14	6	0-0	0-0	0	0	0
R. Jackson	20	14	6	0-0	0-0	0	0	0
23 Lucas	15	11	4	2-18	1-11	1	0	1
24 Gilbert	14	6	8	0-0	0-0	1	1	1
25 Fitzhugh	12	11	1	0-0	0-0	1	0	0
26 Dodge	11	9	2	0-0	0-0	0	0	0
27 Woodard	10	6	4	0.5-10	0-0	0	0	0
28 Brooks	8	5	3	1-16	0-0	0	0	1
29 Rudolph	6	4	2	0-0	0-0	0	0	0
L. Jones	6	4	2	1-0	0-0	0	0	0
31 Knox	5	4	1	0-0	0-0	0	0	0
McLean	3	3	0	0-0	0-0	0	0	0
33 Lobenstein	3	3	0	0-0	0-0	0	0	0
34 Russell	2	2	0	0-0	0-0	0	0	0
M. Smith	2	1	1	0-0	0-0	0	0	0
36 D. Jones	1	1	0	0-0	0-0	0	0	0
MacDonald	1	0	1	0-0	0-0	0	0	0
38 Haynes	0	0	0	0-0	3-39	3	0	0
Mumford	0	0	0	0-0	0-0	0	1	2
Plummer	0	0	0	0-0	0-0	0	1	0
TOTALS	1,330	943	387	31-225	28-403	51	10	13

1987 GAMES STARTED

OFFENSE

QB Elway, John	12
QB Karcher, Ken	3
RB Caldwell, Scott	1
RB Dudak, Joe	8
RB Lang, Gene	8
RB Whitlite, Gerald	3
RB Winder, Sammy	8
FB Bell, Ken	1
FB Micho, Bobby	3
WR Brown, Laron	1
WR Jackson, Mark	11
WR Johnson, Vance	9
WR Massie, Rick	9
WR Nattiel, Ricky	3
WR Swanson, Shane	2
WR Watson, Steve	1
TE Andrews, Mitch	3
TE Kay, Clarence	12
TE Mobley, Orson	4
C Bryan, Billy	4
C Lee, Larry	4
C Peavey, Jack	1
T Belcher, Kevin	1
T Kartz, Keith	3
T Lanier, Ken	12
T Studdard, Dave	14
G Ayers, John	5
G Bishop, Keith	5
G Hood, Winford	2
G Humphries, Stefan	7
G Jones, David	1
G/C Freeman, Mike	9

DEFENSE

DE Bowyer, Walt	4
DE Bryan, Steve	3
DE Gilbert, Freddie	3
DE Jones, Rulon	12
DE Woodard, Ray	1
NT Townsend, Andre	11
NT Tupper, Jeff	3
NT/LB Kragen, Greg	9
LB Dodge, Kirk	1
LB Fletcher, Simon	11
LB Hanley, Ricky	12
LB Joiner, Tim	3
LB Lucas, Tim	3
LB Mecklenburg, Karl	12
LB Ryan, Jim	14
LB Winn, Bryant	3
CB Clark, Kevin	3
CB Harden, Mike	12
CB Haynes, Mark	12
CB Johnson, Earl	3
CB Rudolph, Martin	1
CB Wilson, Steve	5
S Fitzhugh, Steve	1
S Jackson, Roger	2
S Jones, Daryl	1
S Jones, Leonard	1
S Lilly, Tony	9
S Robbins, Randy	4
S Smith, Dennis	6

1987 COACHES

Dan Reeves (Head Coach), Marvin Bass (Special Assistant), Rubin Carter (Asst. Defensive Line), Joe Collier (Asst. Head Coach/Defense), Chan Gailey (Wide Receivers/Tight Ends), Alex Gibbs (Offensive Line), Stan Jones (Defensive Line), Al Miller (Strength/Conditioning), Myrel Moore (Linebackers), Nick Nicolau (Running Backs), Mike Nolan (Special Teams), Mike Shanahan (Off. Coordinator/QBs), Charlie West (Def. Backs).

1987 LEADERS / RANKINGS

INDIVIDUAL	PLAYER	NO.	AFR RANK	NFL RANK	NFL LEADER	NO.
Points	Karlis	91	4	6	Andersen (NO)	121
Rushing Yards	Winder	741	5	11	White (LAR)	1,374
Passing Yards	Elway	3,198	3	4	Lomax (STL)	3,387
Passer Rating	Elway	83.4	7	12	Montana (SF)	102.1
Receiving Yards	V. Johnson	684	13	25	Smith (STL)	1,117
Receptions	V. Johnson	42	23t	38t	Smith (STL)	91
Interceptions	Harden	4	6t	15t	Wilburn (WAS)	9
Sacks	R. Jones	7	10t	25t	White (PHI)	21

OFFENSE	NO.	AFR RANK	NFL RANK	NFL LEADER	NO.
Points Per Game	25.3	2	4t	San Francisco	30.6
Total Yards Per Game	374.9	1	2	San Francisco	399.1
Yards Per Play	5.3	2t	4t	San Francisco	5.7
Rushing Yards Per Game	131.3	6	12	San Francisco	139.8
Net Passing Yards Per Game	243.6	2	3	Miami	258.4

DEFENSE	NO.	AFR RANK	NFL RANK	NFL LEADER	NO.
Points Per Game	19.2	3	7	Indianapolis	15.9
Total Yards Per Game	320.9	5	9	San Francisco	273.0
Yards Per Play	5.1	9t	19t	Chicago	4.3
Rushing Yards Per Game	134.5	9	20	Chicago	94.2
Net Passing Yards Per Game	186.4	4	5	San Francisco	165.6

1987 KEY AWARDS

Pro Bowl (3): G Keith Bishop, QB John Elway, LB Karl Mecklenburg.
AP All-Pro (2): QB John Elway (second team), LB Karl Mecklenburg (second team).
AP NFL MVP: QB John Elway.

1987 NFL STANDINGS

AFC EAST

Team	W	L	T	Pct	PF	PA
y-Indianapolis	9	6	0	.600	300	238
New England	8	7	0	.533	320	293
Miami	8	7	0	.533	362	335
Buffalo	7	8	0	.467	270	305
New York Jets	6	9	0	.400	334	360

AFC CENTRAL

Team	W	L	T	Pct	PF	PA
y-Cleveland	10	5	0	.667	390	239
x-Houston	9	6	0	.600	345	349
Pittsburgh	8	7	0	.533	285	299
Cincinnati	4	11	0	.267	285	370

AFC WEST

Team	W	L	T	Pct	PF	PA
*y-Denver	10	4	1	.700	379	288
x-Seattle	9	6	0	.600	371	314
San Diego	8	7	0	.533	253	317
L.A. Raiders	5	10	0	.333	301	289
Kansas City	4	11	0	.267	273	388

NFC EAST

Team	W	L	T	Pct	PF	PA
y-Washington	11	4	0	.733	379	285
Dallas	7	8	0	.467	340	348
St. Louis	7	8	0	.467	362	368
Philadelphia	7	8	0	.467	337	380
New York Giants	6	9	0	.400	280	312

NFC CENTRAL

Team	W	L	T	Pct	PF	PA
y-Chicago	11	4	0	.733	356	282
x-Minnesota	8	7	0	.533	336	335
Green Bay	5	9	1	.367	255	300
Tampa Bay	4	11	0	.267	286	360
Detroit	4	11	0	.267	269	384

NFC WEST

Team	W	L	T	Pct	PF	PA
*y-San Francisco	13	2	0	.867	459	253
x-New Orleans	12	3	0	.800	422	283
L.A. Rams	6	9	0	.400	317	361
Atlanta	3	12	0	.200	205	436

x - Playoffs; y - Division Title; * - Home-Field Advantage

WILD CARD PLAYOFF GAMES

1/3 - at Houston 23, Seattle 20 (OT)
 1/3 - Minnesota 44, at New Orleans 10

DIVISIONAL PLAYOFF GAMES

1/9 - at Cleveland 38, Indianapolis 21
 1/9 - Minnesota 36, at San Francisco 24
1/10 - at Denver 34, Houston 10
 1/10 - Washington 21, at Chicago 17

CONFERENCE CHAMPIONSHIPS

1/17 - at Denver 38, Cleveland 33
 1/17 - at Washington 17, Minnesota 10

SUPER BOWL XXII (SAN DIEGO)

1/31 - Washington 42, Denver 10

1986 FINAL STATISTICS (11-5)

Head Coach: Dan Reeves AFC West: 1st Home Stadium: Mile High Stadium

Date	W-L	Score	Opponent	Attendance	RUSHING	No.	Yds.	Avg.	Long	TD
Sept 7	W	38-36	L.A. Raiders	75,695	Winder	240	789	3.3	31	9
Sept 15	W	21-10	at Pittsburgh	57,305	Willhite	85	365	4.3	42	5
Sept 21	W	33-7	at Philadelphia	63,839	Elway	52	257	4.9	24	1
Sept 28	W	27-20	New England	75,804	Sewell	23	123	5.3	15	1
Oct 5	W	29-14	Dallas	76,082	Lang	29	94	3.2	14	1
Oct 12	W	31-14	at San Diego	55,662	Kubiak	6	22	3.7	10	0
Oct 20	L	10-22	at New York Jets	73,759	Bell	9	17	1.9	12	0
Oct 26	W	20-13	Seattle	76,089	Johnson	5	15	3.0	6	0
Nov 2	W	21-10	at L.A. Raiders	90,153	M. Jackson	2	6	3.0	5	0
Nov 9	L	3-9	San Diego	75,012	Boddie	1	2	2.0	2	0
Nov 16	W	38-17	Kansas City	75,745	Horan	1	0	0.0	0	0
Nov 23	L	16-19	at New York Giants	75,116	Mobley	1	-1	-1.0	-1	0
Nov 30	W	34-28	Cincinnati	58,705	Norman	1	-11	-11.0	-11	0
Dec 7	L	10-37	at Kansas City	47,019	BRONCOS	455	1678	3.7	42	17
Dec 13	W	31-30	Washington	75,905	OPPONENTS	432	1651	3.8	60	13
Dec 20	L	16-41	at Seattle	63,697						

TEAM STATISTICS		Den	Opp	RECEIVING		No.	Yds.	Avg.	Long	TD	
TOTAL FIRST DOWNS		319	291	Willhite	64	529	8.3	46	3	3	
Rushing		94	93	Watson	45	699	15.5	46	3	3	
Passing		184	177	M. Jackson	38	738	19.4	53	1	1	
Penalty		41	21	Johnson	31	363	11.7	34	2	2	
3RD DOWN: MADE/ATT		92/222	75/222	Winder	26	171	6.6	20	5	5	
3rd Down Pct.		41.4	33.8	Sewell	23	294	12.8	40	1	1	
4TH Down: Made/Att		2/5	7/15	Mobley	22	332	15.1	32	1	1	
4th Down Pct.		40.0	46.7	Sampson	21	259	12.3	43	0	0	
TOTAL NET YARDS		5216	4947	Kay	15	195	13.0	34	1	1	
Avg. Per Game		326.0	309.2	Lang	13	105	8.1	26	2	2	
Total Plays		1042	1026	Hackett	3	48	16.0	19	0	0	
Avg. Per Play		5.0	4.8	Bell	2	10	5.0	7	0	0	
NET YARDS RUSHING		1678	1651	Wilson	1	43	43.0	43	1	1	
Avg. Per Game		104.9	103.2	Elway	1	23	23.0	23	1	1	
Total Rushes		455	432	Studdard	1	2	2.0	2	1	1	
Avg. Per Rush		3.7	3.8	BRONCOS	306	3811	12.5	53	22	22	
NET YARDS PASSING		3538	3296	OPPONENTS	301	3755	12.5	57	21	21	
Avg. Per Game		221.1	206.0								
Sacked/Yards Lost		38/273	49/459	INTERCEPTIONS		No.	Yds.	Avg.	Long	TD	
Gross Yards		3811	3755	Harden	6	179	29.8	52	2	2	
Att./Completions		549/306	545/301	Wright	3	56	18.7	56	0	0	
Completion Pct.		55.7	55.2	Lilly	3	22	7.3	15	0	0	
Had Intercepted		16	18	Foley	2	39	19.5	24	0	0	
Avg. Per Pass Play		6.0	5.5	Hunley	1	22	22.0	22	0	0	
PUNTS/AVERAGE		86/39.3	86/42.9	Dennison	1	5	5.0	5	0	0	
NET PUNTING AVG		33.0	34.2	Smith	1	0	0.0	0	0	0	
TOTAL RETURN YARDAGE		1964	2024	Wilson	1	-5	-5.0	-5	0	0	
Punt Returns/Average		48/11.5	40/9.1	BRONCOS	18	318	17.7	56	2	2	
Kickoff Returns/Average		53/20.6	65/20.0	OPPONENTS	16	363	22.7	78	2	2	
Intercept. Ret./Average		18/17.7	16/22.7								
PENALTIES/YARDS		104/910	127/1034	PUNTING		No.	Yds.	Avg.	TB	In20	B
FUMBLES/BALL LOSS		24/13	32/17	Well	34	1344	39.5	3	5	55	0
TOUCHDOWNS		45	36	Norman	30	1168	38.9	4	2	57	1
Rushing		13	13	Horan	21	864	41.1	2	8	50	0
Passing		22	21	BRONCOS	86	3376	39.3	9	15	57	1
Returns		6	2	OPPONENTS	86	3689	42.9	10	17	59	0
Extra Points Made/Attempts		44/45	35/36	PUNT RETURNS		No.	FC	Yds.	Avg.	Long	TD
Field Goals Made/Attempts		20/28	24/32	Willhite	42	8	468	11.1	70	1	1
TOTAL POINTS		378	327	Johnson	3	0	36	12.0	19	0	0

SCORE BY PERIODS		1	2	3	4	OT	Total
BRONCOS		69	131	89	89	0	378
OPPONENTS		58	92	61	116	0	327

SCORING	TD	Ru	Pa	Rt	PAT	FG	S	PTS
Karlis	0	0	0	0	44/45	20/28	0	104
Winder	14	9	5	0	0/0	0/0	0	84
Willhite	9	5	3	1	0/0	0/0	0	54
Lang	3	1	2	0	0/0	0/0	0	18
Harden	3	0	0	3	0/0	0/0	0	18
Watson	3	0	3	0	0/0	0/0	0	18
Elway	2	1	1	0	0/0	0/0	0	12
Sewell	2	1	1	0	0/0	0/0	0	12
Johnson	2	0	2	0	0/0	0/0	0	12
Townsend	1	0	1	0	0/0	0/0	0	6
Studdard	1	0	1	0	0/0	0/0	0	6
M. Jackson	1	0	1	0	0/0	0/0	0	6
Wilson	1	0	1	0	0/0	0/0	0	6
Woodard	1	0	0	1	0/0	0/0	0	6
Kay	1	0	1	0	0/0	0/0	0	6
Mobley	1	0	1	0	0/0	0/0	0	6
Jones	0	0	0	0	0/0	0/0	1	2
TEAM	0	0	0	0	0/0	0/0	1	2
BRONCOS	45	17	22	6	44/45	20/28	2	378
OPPONENTS	36	13	21	2	35/36	24/32	0	327

PASSING	Att.	Comp.	Yds.	Comp. %	Yd./Att.	TD	TD%	Int	Int%	LG	Sack/Lost	Rtg.
Elway	504	280	3485	55.6	6.91	19	3.8	13	2.6	53	32/233	79.0
Kubiak	38	23	249	60.5	6.55	1	2.6	3	7.9	26	3/23	55.7
Willhite	4	1	11	25.0	2.75	0	0.0	0	0.0	11	0/0	39.6
Norman	1	1	43	100.0	43.00	1	100.0	0	0.0	43	0/0	158.3
Sewell	1	1	23	100.0	23.00	1	100.0	0	0.0	23	3/17	158.3
Johnson	1	0	0	0.0	0.00	0	0.0	0	0.0	0	0/0	39.5
BRONCOS	549	306	3811	55.7	6.94	22	4.0	16	2.9	53	38/273	78.7
OPPONENTS	545	301	3755	55.2	6.89	21	3.9	18	3.3	57	49/459	75.9

FIELD GOAL BREAKDOWN		1-19	20-29	30-39	40-49	50+	Total
Distance		1-19	20-29	30-39	40-49	50+	Total
Karlis	0/0	3/4	8/8	8/14	1/2	1/2	20/28
OPPONENTS	0/0	4/5	9/10	10/14	1/3	1/3	21/17

SACKS: Jones 13.5, Mecklenburg 9.5, Fletcher 5.5, Gilbert 4, Robbins 4, Woodard 3, Townsend 2.5, D. Smith 1, Ryan 1, Dennison 1, Comeaux 1, Lilly 1, T. Jackson 0.5, Hunley 0.5, Team 1, **TOTAL 49.0**

1986 DEFENSIVE STATS

(based on coaches' film review)

	TT	UT	A	S-YDS	I-YDS	PD	FF	FR
1 Hunley	164	99	65	0.5-0	1-22	2	2	1
2 Mecklenburg	127	83	44	9.5-96	0-0	3	1	1
3 Jones	96	52	44	13.5-152	0-0	5	1	1
4 Woodard	93	63	30	3-23	0-0	2	3	1
5 Foley	92	56	36	0-0	2-39	4	0	1
6 Ryan	91	58	33	1-5	0-0	0	1	0
7 Smith	88	66	22	1-9	1-10	12	2	1
8 Lilly	82	45	37	1-16	3-22	10	0	0
9 Wright	77	59	18	0-0	3-56	9	0	1
10 Harden	75	64	11	0-0	6-179	9	1	0
11 Townsend	70	42	28	2.5-33	0-0	0	0	1
12 Kragen	60	29	31	0-0	0-0	1	0	1
13 T. Jackson	58	45	13	0.5-0	0-0	1	1	0
14 Wilson	56	44	12	0-0	1-5	8	0	0
15 Robbins	48	40	8	4-51	0-0	6	1	2
16 Fletcher	43	26	17	5.5-41	0-0	2	0	2
17 Dennison	30	21	9	1-8	1-5	1	1	0
18 Haynes	26	16	10	0-0	0-0	1	1	0
19 Colorito	18	11	7	0-0	0-0	0	0	2
20 Gilbert	17	13	4	4-45	0-0	0	0	0
Carter	17	11	6	0-0	0-0	0	0	0
22 Hunter	3	2	1	0-0	0-0	1	0	0
23 Comeaux	1	1	0	1-9	0-0	0	2	1
TOTALS	1,432	946	486	48-488	18-318	77	17	16

1986 GAMES STARTED

OFFENSE	DEFENSE
QB Elway, John	16 DE Jones, Rulon
RB Lang, Gene	2 DE Townsend, Andre
RB Sewell, Steve	2 NT Carter, Ruben
RB Willhite, Gerald	12 NT Kragen, Greg
RB Winder, Sammy	15 LB Dennison, Rick
WR Jackson, Mark	1 LB Fletcher, Simon
WR Johnson, Vance	7 LB Hunley, Ricky
WR Sampson, Clint	5 LB Jackson, Tom
WR Watson, Steve	16 LB Mecklenburg, Karl
TE Hackett, Joey	4 LB Ryan, Jim
TE Kay, Clarence	12 LB Woodard, Ken
TE Mobley, Orson	3 CB Harden, Mike
C Bryan, Billy	16 CB Wright, Louis
T Lanier, Ken	16 S Foley, Steve
T Studdard, Dave	15 S Lilly, Tony
G Bishop, Keith	14 S Robbins, Randy
G Cooper, Mark	5 S Smith, Dennis
G Hood, Winford	2
G Howard, Paul	13

1986 COACHES

Dan Reeves (Head Coach), **Marvin Bass** (Special Assistant), **Joe Collier** (Asst. Head Coach/Defense), **Chan Gailey** (Special Teams/Tight Ends), **Alex Gibbs** (Offensive Line), **Stan Jones** (Defensive Line), **Al Miller** (Strength/Conditioning), **Myrel Moore** (Linebackers), **Nick Nicolau** (Running Backs), **Mike Shanahan** (Off. Coordinator/Quarterbacks and Wide Receivers), **Charlie West** (Def. Backs).

1986 LEADERS / RANKINGS

INDIVIDUAL	PLAYER	NO.	AFC RANK	NFL RANK	NFL LEADER	NO.
Points	Karlis	104	3	8	Franklin (NE)	140
Rushing Yards	Winder	789	7	17	Dickerson (Rams)	1,821
Passing Yards	Elway	3,485	7	9	Marino (MIA)	4,746
Passer Rating	Elway	79.0	9	11	Kramer (MIN)	92.6
Receiving Yards	M. Jackson	738	20	35	Rice (SF)	1,570
Receptions	Willhite	64	12t	19t	Christensen (Raid.)	95
Interceptions	Harden	6	5t	11t	Lott (SF)	10
Sacks	R. Jones	13.5	4	8	Taylor (NYG)	20.5
OFFENSE		NO.	AFC RANK	NFL RANK	NFL LEADER	NO.
Points Per Game		23.6	5	6	Miami	26.9
Total Yards Per Game		326.0	9	15	Cincinnati	405.6
Yards Per Play		5.0	6t	11t	Miami	6.3
Rushing Yards Per Game		104.9	7	20	Chicago	168.8
Net Passing Yards Per Game		221.1	7	10	Miami	298.7
DEFENSE		NO.	AFC RANK	NFL RANK	NFL LEADER	NO.
Points Per Game		20.4	5	15	Chicago	11.7
Total Yards Per Game		309.2	3	9	Chicago	258.1
Yards Per Play		4.8	11t	5t	Chicago	4.1
Rushing Yards Per Game		103.2	1	5	New York Giants	80.3
Net Passing Yards Per Game		206.0	7	16	St. Louis	164.8

1986 KEY AWARDS

Pro Bowl (6): G Keith Bishop, QB John Elway, DE Rulon Jones, LB Karl Mecklenburg, S Dennis Smith, RB Sammy Winder. **AP All-Pro (2):** DE Rulon Jones (first team), LB Karl Mecklenburg (first team). **Football News AFC Player of the Year:** LB Karl Mecklenburg. **UPI AFC Defensive Player of the Year:** DE Rulon Jones.

1986 NFL STANDINGS

AFC EAST

Team	W	L	T	Pct	PF	PA
y-New England	11	5	0	.688	412	307
x-New York Jets	10	6	0	.625	364	386
Miami	8	8	0	.500	430	405
Buffalo	4	12	0	.250	287	348
Indianapolis	3	13	0	.188	229	400

AFC CENTRAL

Team	W	L	T	Pct	PF	PA
*y-Cleveland	12	4	0	.750	391	310
Cincinnati	10	6	0	.625	409	394
Pittsburgh	6	10	0	.375	307	336
Houston	5	11	0	.313	274	329

AFC WEST

Team	W	L	T	Pct	PF	PA
y-Denver	11	5	0	.688	378	327
x-Kansas City	10	6	0	.625	358	326
Seattle	10	6	0	.625	366	293
L.A. Raiders	8	8	0	.500	323	346
San Diego	4	12	0	.250	335	396

NFC EAST

Team	W	L	T	Pct	PF	PA
*y-New York Giants	14	2	0	.875	371	236
x-Washington	12	4	0	.750	368	296
Dallas	7	9	0	.438	346	337
Philadelphia	5	10	1	.344	256	312
St. Louis	4	11	1	.281	218	351

NFC CENTRAL

Team	W	L	T	Pct	PF	PA
y-Chicago	14	2	0	.875	352	187
Minnesota	9	7	0	.563	398	273
Detroit	5	11	0	.313	277	326
Green Bay	4	12	0	.250	254	418
Tampa Bay	2	14	0	.125	239	473

NFC WEST

Team	W	L	T	Pct	PF	PA
y-San Francisco	10	5	1	.656	374	247
x-L.A. Rams	10	6	0	.625	309	267
Atlanta	7	8	1	.469	280	280
New Orleans	7	9	0	.438	288	287

x - Playoffs; y - Division Title; * - Home-field Advantage

WILD CARD PLAYOFF GAMES

12/28 - at New York Jets 35, Kansas City 15

12/28 - at Washington 19, L.A. Rams 7

DIVISIONAL PLAYOFF GAMES

1/3 - at Cleveland 23, New York Jets 20 (OT)

1/3 - Washington 27, at Chicago 13

1/4 - at Denver 22, New England 17

1/4 - at New York Giants 49, San Francisco 3

CONFERENCE CHAMPIONSHIPS

1/11 - Denver 23, at Cleveland 20 (OT)

1/11 - at New York Giants 17, Washington 0

SUPER BOWL XXI (PASADENA, CALIF.)

1/25 - New York Giants 39, Denver 20

1985 FINAL STATISTICS (11-5)

Head Coach: Dan Reeves AFC West: 2nd Home Stadium: Mile High Stadium

Date	W-L	Score	Opponent	Attendance	RUSHING	No.	Yds.	Avg.	Long	TD
Sept 8	L	16-20	at L.A. Rams	52,522	Winder	199	714	3.6	42	8
Sept 15	W	34-23	New Orleans	74,488	Lang	84	318	3.8	26	5
Sept 22	W	44-28	at Atlanta	37,903	Sewell	82	275	3.4	16	4
Sept 29	L	26-30	Miami	73,614	Elway	50	253	5.1	22	0
Oct 6	W	31-20	Houston	74,699	Willhite	66	237	3.6	14	0
Oct 13	W	15-10	at Indianapolis	60,128	V. Johnson	10	36	3.6	14	0
Oct 20	W	13-10	Seattle (OT)	74,899	Poole	4	12	3.0	6	0
Oct 27	W	30-10	at Kansas City	68,248	Kubiak	1	6	6.0	6	0
Nov 3	L	10-30	at San Diego	57,312	Norman	1	0	0.0	0	0
Nov 11	W	17-16	San Francisco	73,173	BRONCOS	497	1851	3.7	42	20
Nov 17	W	30-24	San Diego (OT)	74,376	OPPONENTS	475	1973	4.2	61	10
Nov 24	L	28-31	at L.A. Raiders (OT)	63,161						
Dec 1	W	31-23	at Pittsburgh	56,797	RECEIVING	No.	Yds.	Avg.	Long	TD
Dec 8	L	14-17	L.A. Raiders (OT)	75,042	Watson	61	915	15.0	60	5
Dec 14	W	14-13	Kansas City	69,209	V. Johnson	51	721	14.1	63T	3
Dec 20	W	27-24	at Seattle	56,283	Willhite	35	297	8.5	21	1

TEAM STATISTICS		Den	Opp
TOTAL FIRST DOWNS		339	290
Rushing	113	103	
Passing	192	168	
Penalty	34	19	
3RD DOWN: MADE/ATT	102/252	74/230	
3rd Down Pct.	40.5	32.2	
4TH DOWN: MADE/ATT	6/10	8/20	
4th Down Pct.	60.0	40.0	
TOTAL NET YARDS	5496	5179	
Avg. Per Game	343.5	323.7	
Total Plays	1152	1069	
Avg. Per Play	4.8	4.8	
NET YARDS RUSHING	1851	1973	
Avg. Per Game	115.7	123.3	
Total Rushes	497	475	
Avg. Per Rush	3.7	4.2	
NET YARDS PASSING	3645	3206	
Avg. Per Game	227.8	200.4	
Sacked/Yards Lost	38/307	47/378	
Gross Yards	3952	3584	
Att./Completions	617/329	547/277	
Completion Pct.	53.3	50.6	
Had Intercepted	23	24	
Avg. Per Pass Play	5.6	5.4	
PUNTS/AVERAGE	94/40.0	94/41.1	
NET PUNTING AVG	34.0	34.3	
TOTAL RETURN YARDAGE	1920	2003	
Punt Returns/Average	46/9.3	36/8.6	
Kickoff Returns/Average	52/23.1	64/21.0	
Intercept. Ret./Average	24/12.1	23/14.4	
PENALTIES/YARDS	85/677	91/953	
FUMBLES/BALL LOST	24/8	22/12	
TOUCHDOWNS	45	35	
Rushing	20	10	
Passing	23	22	
Returns	2	3	
Extra Points Made/Attempts	41/44	35/36	
Field Goals Made/Attempts	23/28	26/33	
TOTAL POINTS	380	329	

SCORE BY PERIODS		1	2	3	4	OT	Total
BRONCOS		82	142	39	108	9	380
OPPONENTS		48	89	102	84	6	329

SCORING	TD	Ru	Pa	Rt	PAT	FG	S	PTS
Karlis	0	0	0	0	41/44	23/38	0	110
Winder	8	8	0	0	0/0	0/0	0	48
Lang	7	5	2	0	0/0	0/0	0	42
Sewell	5	4	1	0	0/0	0/0	0	30
Watson	5	0	5	0	0/0	0/0	0	30
Willhite	4	3	1	0	0/0	0/0	0	24
Sampson	4	0	4	0	0/0	0/0	0	24
V. Johnson	3	0	3	0	0/0	0/0	0	18
B. Johnson	3	0	3	0	0/0	0/0	0	18
Kay	3	0	3	0	0/0	0/0	0	18
Harden	1	0	0	1	0/0	0/0	0	6
J. Wright	1	0	1	0	0/0	0/0	0	6
L. Wright	1	0	0	1	0/0	0/0	0	6
BRONCOS	45	20	23	2	41/44	23/38	0	380
OPPONENTS	36	10	22	4	35/36	26/33	0	329

PASSING	Att.	Comp.	Yds.	Comp.%	Yd./Att.	TD	TD%	Int	Int%	LG	Sack/Lost	Rtg.
Elway	605	327	3891	54.0	6.43	22	3.6	23	3.8	65t	38/307	70.0
Kubiak	5	2	61	40.0	12.20	1	20.0	0	0.0	54t	0/0	125.7
Willhite	3	0	0	0.0	0.00	0	0.0	0	0.0	0	0/0	39.5
Norman	1	0	0	0.0	0.00	0	0.0	0	0.0	0	0/0	39.5
Winder	1	0	0	0.0	0.00	0	0.0	0	0.0	0	0/0	39.5
Sewell	1	0	0	0.0	0.00	0	0.0	0	0.0	0	0/0	39.5
V. Johnson	1	0	0	0.0	0.00	0	0.0	0	0.0	0	0/0	39.5
BRONCOS	617	329	3952	53.3	6.41	23	3.7	23	3.7	65t	38/307	70.0
OPPONENTS	547	277	3584	50.6	6.55	22	4.0	24	4.4	73	47/378	66.5

FIELD GOAL BREAKDOWN		Distance	1-19	20-29	30-39	40-49	50+	Total
Karlis		2/2	7/9	6/11	8/11	0/5	0/5	23/38
OPPONENTS		1/1	11/11	10/10	3/8	1/3	0/3	26/33

KARLIS: (24G) (43G,48G) (42G,25G,47G) (43G, 34G)
 (37G,51N,51N) (43N,32G,30G,18G,28N) (33N,52N,56N,45G,24G)
 (24G,23G,19G) (38N,50N,36G) (48N,24G) (28N,34G) (49N)
 (42G,39N) (35N) () (25G,34N,43G)

SACKS: Mecklenburg 13, Jones 10, Chavous 6, Townsend 5, D. Smith 4, Woodard 3, Kragen 2, Fletcher 1, Carter 1, Harden 1, Ryan 1, **TOTAL 47.0**



1985 DEFENSIVE STATS

(based on unofficial press box statistics)

	TT	UT	A	S-YDS	I-YDS	PD	FF	FR
1 Harden	82	72	10	1-11	5-100	18	0	2
2 Busick	81	64	17	0-0	0-0	2	0	1
3 Woodard	79	70	9	3-32	1-18	3	0	0
4 Jones	68	58	10	10-84	0-0	1	1	3
5 Lilly	67	54	13	0-0	2-4	4	1	1
6 Smith	66	54	12	4-27	3-46	17	1	0
7 Mecklenburg	65	60	5	13-103	0-0	4	5	1
8 Ryan	58	52	6	1-8	0-0	3	0	0
9 Foley	48	38	10	0-0	3-47	7	0	0
10 Carter	47	39	8	1-7	0-0	1	1	0
11 L. Wright	44	41	3	0-0	5-44	15	0	1
12 Townsend	30	27	3	5-46	0-0	3	0	0
13 Chavous	29	23	6	6-34	0-0	0	0	2
14 T. Jackson	28	19	9	0-0	0-0	1	0	0
15 Dennison	25	22	3	0-0	0-0	0	1	0
Wilson	25	22	3	0-0	3-8	12	0	1
17 Hunter	23	19	4	0-0	1-20	1	0	0
18 Hunley	19	18	1	0-0	0-0	2	0	0
19 Fletcher	17	12	5	1-11	0-0	0	0	0
20 Robbins	16	16	0	0-0	1-3	4	0	0
21 Kragen	13	11	2	2-15	0-0	0	0	0
22 Comeaux	6	6	0	0-0	0-0	0	0	0
TOTALS	936	797	139	47-378	24-290	98	10	12

1985 GAMES STARTED

OFFENSE	DEFENSE		
QB Elway, John	16	DE Chavous, Barney	15
RB Lang, Gene	2	DE Jones, Rulon	16
RB Sewell, Steve	2	DE Townsend, Andre	1
RB Willhite, Gerald	4	NT Carter, Ruben	16
RB Winder, Sammy	12	NT Kragen, Greg	1
WR Johnson, Butch	7	LB Busick, Steve	16
WR Johnson, Vance	8	LB Dennison, Rick	7
WR Watson, Steve	15	LB Fletcher, Simon	1
TE Barber, Mike	1	LB Hunley, Ricky	2
TE Kay, Clarence	16	LB Jackson, Tom	5
TE Wright, James	12	LB Mecklenburg, Karl	9
C Bryan, Billy	16	LB Ryan, Jim	14
T/TE Cooper, Mark	2	LB Woodard, Ken	9
T Lanier, Ken	16	CB/S Harden, Mike	16
T Studdard, Dave	15	CB Wilson, Steve	4
G Bishop, Keith	14	CB Wright, Louis	15
G Hood, Winford	3	S Foley, Steve	11
G Howard, Paul	15	S Lilly, Tony	5
		S Robbins, Randy	12
		S Smith, Dennis	1

1985 COACHES

Dan Reeves (Head Coach), Marvin Bass (Special Assistant), Joe Collier (Asst. Head Coach/Defense), Chan Gailey (Special Teams/Defensive Asst.), Alex Gibbs (Head Offensive Line), Stan Jones (Defensive Line), Al Miller (Strength/Conditioning), Myrel Moore (Linebackers), Nick Nicolau (Running Backs), Mike Shanahan (Offensive Coordinator/Quarterbacks and Wide Receivers), Doc Ulrich (Tight Ends/Asst. Offensive Line), Charlie West (Defensive Backs).

1985 LEADERS / RANKINGS

INDIVIDUAL	PLAYER	NO.	AFC RANK	NFL RANK	NFL LEADER	NO.
Points	Karlis	110	6	8	Butler (CHI)	144
Rushing Yards	Winder	714	14	27	Allen (Raid.)	1,759
Passing Yards	Elway	3,891	2	2	Marino (MIA)	4,137
Passer Rating	Elway	70.2	8	17	O'Brien (NYJ)	96.2
Receiving Yards	Watson	915	14	22	Largent (SEA)	1,287
Receptions	Watson	61	14	24	Craig (SF)	92
Interceptions	Harden/L. Wright	5	12t	21t	Walls (DAL)	9
Sacks	Mecklenburg	13	4	8t	Dent (CHI)	17

OFFENSE	NO.	AFC RANK	NFL RANK	NFL LEADER	NO.
Points Per Game	23.8	4	7	San Diego	29.2
Total Yards Per Game	343.5	6	10	San Diego	408.4
Yards Per Play	4.8	11	20	San Diego	5.9
Rushing Yards Per Game	115.7	8	16	Chicago	172.6
Net Passing Yards Per Game	227.8	4	6	San Diego	304.4

DEFENSE	NO.	AFC RANK	NFL RANK	NFL LEADER	NO.
Points Per Game	20.6	7	13	Chicago	12.4
Total Yards Per Game	323.7	7	13	Chicago	258.4
Yards Per Play	4.8	5t	9t	New York Giants	4.2
Rushing Yards Per Game	123.3	7	13	Chicago	82.4
Net Passing Yards Per Game	200.4	6	14	Washington	171.6

1985 KEY AWARDS

Pro Bowl (4): DE Rulon Jones, LB Karl Mecklenburg, S Dennis Smith, CB Louis Wright. AP All-Pro (2): DE Rulon Jones (second team), LB Karl Mecklenburg (first team).

AFC EAST

Team	W	L	T	Pct	PF	PA
y-Miami	12	4	0	.750	428	320
x-New York Jets	11	5	0	.688	393	264
x-New England	11	5	0	.688	362	290
Indianapolis	5	11	0	.313	320	386
Buffalo	2	14	0	.125	200	381

AFC CENTRAL

Team	W	L	T	Pct	PF	PA
y-Cleveland	8	8	0	.500	287	294
Cincinnati	7	9	0	.438	441	437
Pittsburgh	7	9	0	.438	379	355
Houston	5	11	0	.313	284	412

AFC WEST

Team	W	L	T	Pct	PF	PA
*y-L.A. Raiders	12	4	0	.750	354	308
Denver	11	5	0	.688	380	329
Seattle	8	8	0	.500	349	303
San Diego	8	8	0	.500	467	435
Kansas City	6	10	0	.375	317	360

NFC EAST

Team	W	L	T	Pct	PF	PA
y-Dallas	10	6	0	.625	357	333
x-New York Giants	10	6	0	.625	399	283
Washington	10	6	0	.625	297	312
Philadelphia	7	9	0	.438	286	310
St. Louis	5	11	0	.313	278	414

NFC CENTRAL

Team	W	L	T	Pct	PF	PA
*y-Chicago	15	1	0	.938	456	198
Green Bay	8	8	0	.500	337	355
Minnesota	7	9	0	.438	346	359
Detroit	7	9	0	.438	307	366
Tampa Bay	2	14	0	.125	294	448

NFC WEST

Team	W	L	T	Pct	PF	PA
y-L.A. Rams	11	5	0	.688	340	277
x-San Francisco	10	6	0	.625	411	263
New Orleans	5	11	0	.313	294	401
Atlanta	4	12	0	.250	282	452

x - Wild Card Qualifier; y - Division Title; * - Home-field Advantage

WILD CARD PLAYOFF GAMES

12/28 - New England 26, at New York Jets 14
12/29 - at New York Giants 17, San Francisco 3

DIVISIONAL PLAYOFF GAMES

1/4 - at Miami 24, Cleveland 21
1/4 - at L.A. Rams 20, Dallas 0
1/5 - New England 27, at L.A. Raiders 20
1/5 - at Chicago 21, New York Giants 0

CONFERENCE CHAMPIONSHIPS

1/12 - New England 31, at Miami 14
1/12 - at Chicago 24, L.A. Rams 0

SUPER BOWL XX (New Orleans)

1/26 - Chicago 46, New England 10

1984 FINAL STATISTICS (13-3)

Head Coach: Dan Reeves AFC West: 1st Home Stadium: Mile High Stadium

Date	W-L	Score	Opponent	Attendance
Sept 2	W	20-17	at Cincinnati	74,178
Sept 9	L	0-27	at Chicago	54,335
Sept 16	W	24-14	at Cleveland	61,980
Sept 23	W	21-0	Kansas City	74,263
Sept 30	W	16-13	L.A. Raiders	74,833
Oct 7	W	28-7	at Detroit	55,836
Oct 15	W	17-14	Green Bay	62,546
Oct 21	W	37-7	at Buffalo	31,204
Oct 28	W	22-19	at L.A. Raiders (OT)	91,020
Nov 4	W	26-19	New England	74,908
Nov 11	W	16-13	at San Diego	53,162
Nov 18	W	42-21	Minnesota	74,716
Nov 25	L	24-27	Seattle	74,922
Dec 2	L	13-16	at Kansas City	38,494
Dec 9	W	16-13	San Diego	74,867
Dec 15	W	31-14	at Seattle	64,411

TEAM STATISTICS		Den	Opp
TOTAL FIRST DOWNS			
Rushing		299	311
Passing		121	90
Penalty		152	206
3RD DOWN: MADE/ATT		68/207	84/240
3rd Down Pct.		32.9	35.0
4TH DOWN: MADE/ATT		6/7	8/23
4th Down Pct.		85.7	34.8
TOTAL NET YARDS			
Avg. Per Game		4935	5687
Total Plays		1018	1123
Avg. Per Play		4.8	5.1
NET YARDS RUSHING			
Avg. Per Game		2076	1664
Total Rushes		129.8	104.0
Avg. Per Rush		508	435
NET YARDS PASSING			
Avg. Per Game		2859	3.8
Sacked/Yards Lost		178.7	251.4
Gross Yards		35/257	57/430
Att./Completions		311/6	445/3
Completion Pct.		475/263	632/346
Had Intercepted		55.4	54.7
Avg. Per Pass Play		1.7	3.1
PUNTS/AVERAGE			
NET PUNTING AVG		96/40.1	81/41.5
TOTAL RETURN YARDAGE		35.4	35.1
Punt Returns/Average		1725	1700
Kickoff Returns/Average		417/8	447/5
Intercept. Ret./Average		45/19.9	55/21.5
PENALTIES/YARDS			
FUMBLES/BALL LOST		31/6.6	17/11.1
TOUCHDOWNS		78/636	104/891
Rushing		36/17	44/24
Passing		42	26
Returns		12	10
Extra Points Made/Attempts		22	16
Field Goals Made/Attempts		8	0
TOTAL POINTS		38/41	26/26
		21/28	19/33
		353	241

SCORE BY PERIODS	1	2	3	4	OT	Total
BRONCOS	75	125	68	82	3	353
OPPONENTS	49	74	45	73	0	241

SCORING	TD	Ru	Pa	Rt	PAT	FG	S	PTS
Karlis	0	0	0	0	38/41	21/28	0	101
Watson	7	0	0	0	0/0	0/0	0	42
Winder	6	4	2	0	0/0	0/0	0	36
Johnson	6	0	6	0	0/0	0/0	0	36
Lang	3	2	1	0	0/0	0/0	0	18
Kay	3	0	3	0	0/0	0/0	0	18
Parros	2	2	0	0	0/0	0/0	0	12
Foley	2	0	0	2	0/0	0/0	0	12
Willhite	2	2	0	0	0/0	0/0	0	12
Kubiak	1	1	0	0	0/0	0/0	0	6
Robbins	1	0	0	1	0/0	0/0	0	6
Smith	1	0	0	1	0/0	0/0	0	6
Woodard	1	0	0	1	0/0	0/0	0	6
Jones	1	0	0	1	0/0	0/0	0	6
Alexander	1	0	0	1	0/0	0/0	0	6
Harden	1	0	0	1	0/0	0/0	0	6
Sampson	1	0	1	0	0/0	0/0	0	6
L. Wright	1	0	0	1	0/0	0/0	0	6
J. Wright	1	0	1	0	0/0	0/0	0	6
Elway	1	1	0	0	0/0	0/0	0	6
BRONCOS	42	12	22	8	38/41	21/28	0	353
OPPONENTS	26	10	16	0	26/26	19/33	1	241

PASSING	Att.	Comp.	Yds.	Comp.%	Yd./Att.	TD	TD%	Int	Int%	LG	Sack/Lost	Rtg.
Elway	380	214	2598	56.3	6.84	18	4.7	15	3.9	73	24/158	87.6
Kubiak	75	44	440	58.7	5.87	4	5.3	1	1.3	41	10/86	87.6
Stankavage	18	4	58	22.2	3.22	0	0.0	1	5.6	16	1/13	17.1
Willhite	2	1	20	50.0	10.00	0	0.0	0	0.0	20	0/0	85.3
BRONCOS	475	263	3116	55.4	6.56	22	4.6	17	3.6	73	35/257	75.8
OPPONENTS	632	346	4453	54.7	7.05	16	2.5	31	4.9	801	57/430	64.9

RUSHING	No.	Yds.	Avg.	Long	TD
Winder	296	1153	3.9	24	4
Willhite	77	371	4.8	52	2
Elway	56	237	4.2	21	1
Parros	46	208	4.5	25	2
Lang	8	42	5.3	15	2
Brewer	10	28	2.8	8	0
Kubiak	9	27	3.0	17	1
Myles	5	7	1.4	2	0
Johnson	1	3	3.0	3	0
BRONCOS	508	2076	4.1	52	12
OPPONENTS	435	1664	3.8	72	10

RECEIVING	No.	Yds.	Avg.	Long	TD
Watson	69	1170	17.0	73	7
Winder	44	288	6.5	21	2
Johnson	42	587	14.0	49	6
Willhite	27	298	11.0	63	0
Sawyer	17	122	7.2	25	0
Kay	16	136	8.5	21	3
J. Wright	11	118	10.7	21	1
Sampson	9	123	13.7	25	1
Alexander	8	132	16.5	41	1
Parros	6	25	4.2	9	0
Lang	4	24	6.0	9t	1
Summers	3	32	10.7	16	0
Myles	2	22	11.0	12	0
Brewer	2	20	10.0	16	0
Kubiak	1	20	20.0	20	0
Logan	1	3	3.0	3	0
Studdard	1	-4	-4.0	-4	0
BRONCOS	263	3116	11.8	73	22
OPPONENTS	346	4453	12.9	80t	16

INTERCEPTIONS	No.	Yds.	Avg.	Long	TD
Foley	6	97	16.2	40t	1
Harden	6	79	13.2	45t	1
Wilson	4	59	14.8	22	0
Smith	3	13	4.3	10	0
Mecklenburg	2	105	52.5	63	0
Robbins	2	62	31.0	62t	1
Busick	2	21	10.5	16	0
Woodard	1	27	27.0	27t	1
Jackson	1	23	23.0	23	0
Ryan	1	13	13.0	13	0
Comeaux	1	5	5.0	5	0
Lilly	1	5	5.0	5	0
L. Wright	1	1	1.0	1	0
BRONCOS	31	510	16.5	63	4
OPPONENTS	17	189	11.1	35	0

PUNTING	No.	Yds.	Avg.	TB	In20	Long	B
Norman	96	3850	40.1	6	16	83	—
OPPONENTS	81	3361	41.5	10	20	62	—

PUNT RETURNS	No.	FC	Yds.	Avg.	Long	TD
Willhite	20	9	200	10.0	35	0
Thomas	20	4	118	9.9	15	0
Wilson	1	0	0	0.0	0	0
BRONCOS	41	13	318	7.8	35	0
OPPONENTS	44	25	330	7.5	24	0

KICKOFF RETURNS	No.	Yds.	Avg.	Long	TD
Lang	19	404	21.3	38	0
Thomas	18	351	19.5	33	0
Willhite	4	109	27.3	40	0
Dennison	2	27	13.5	16	0
Harden	1	4	4.0	4	0
Smith	1	2	2.0	2	0
BRONCOS	45	897	19.9	40	0
OPPONENTS	55	1181	21.5	62	0

FIELD GOAL BREAKDOWN						
Distance	1-19	20-29	30-39	40-49	50+	Total
Karlis	1/1	6/7	7/8	6/9	1/3	21/28
OPPONENTS	1/1	4/7	3/8	10/13	1/4	19/33

KARLIS: (1) (50N) (25G) (46N) (27G,32G,19G) (51N) (30G) (45G,40G,45G) (41G,24G,42N,35G) (1) (44G,45G,34N,37G) (1) (27G,25N) (22G,37G, 42N) (30G,50G,28G) (34G)

SACKS: Jones 11, Chavous 7.5, Mecklenburg 7, T. Jackson 6, Townsend 5, Carter 3, Bowyer 3, Dennison 3, Ryan 3, Woodard 3, Busick 1, Comeaux 1, Garnett 1, Robbins 1, D. Smith 1, Wilson 0.5, **TOTAL 57.0**

1984 DEFENSIVE STATS

(based on coaches' film review)

	TT	UT	A	S-YDS	I-YDS	PD	FR
1 Busick	195	112	83	1-9	2-21	4	1
2 Foley	167	108	59	0-0	6-97	10	2
3 Dennison	164	104	60	3-11	0-0	3	0
4 T. Jackson	141	89	52	6-45	0-0	13	1
5 Wright	113	98	15	0-0	1-1	14	2
6 Ryan	106	59	47	3-25	1-13	2	1
7 Jones	105	50	55	11-83	0-0	1	2
8 Harden	97	70	27	0-0	6-79	18	2
9 D. Smith	92	68	24	1-9	3-13	9	1
10 Carter	84	53	31	3-20	0-0	0	3
11 Chavous	66	40	26	7.5-42	0-0	1	0
12 Bowyer	58	35	23	3-21	0-0	0	1
13 Townsend	51	32	19	5-36	0-0	0	1
14 Woodard	49	30	19	3-32	1-27	3	0
15 Wilson	46	38	8	0.5-0	4-59	2	1
16 Mecklenburg	41	35	6	7-80	2-105	2	1
17 Garnett	41	24	17	1-6	0-0	4	1
18 Robbins	28	19	9	1-9	2-62	9	1
19 R. Jackson	17	12	5	0-0	1-23	2	0
20 Comeaux	10	7	3	1-12	1-5	0	1
21 Manor	5	2	3	0-0	0-0	0	0
22 Lilly	3	2	1	0-0	1-5	0	1
23 Hunley	1	1	0	0-0	0-0	0	0
24 A. Smith	1	1	0	0-0	0-0	0	0
TOTALS	1,681	1,089	592	57-440	31-510	97	23

1984 GAMES STARTED

OFFENSE		DEFENSE	
QB Elway, John	14	DE Bowyer, Walt	1
QB Kubiak, Gary	2	DE Chavous, Barney	15
RB Parros, Rick	2	DE Jones, Rulon	16
RB Summers, Don	1	NT Carter, Rubin	15
RB Willhite, Gerald	1	NT Garnett, Scott	1
RB Winder, Sammy	15	LB Busick, Steve	16
WR Johnson, Butch	11	LB Dennison, Rick	15
WR Sampson, Clint	3	LB Jackson, Tom	16
WR Watson, Steve	15	LB Mecklenburg, Karl	1
WR Wilson, Steve	1	LB Ryan, Jim	14
TE Kay, Clarence	13	LB Woodard, Ken	2
TE Sawyer, John	8	CB Harden, Mike	8
TE Wright, Jim	9	CB Wilson, Steve	1
C Bryan, Billy	16	CB Wright, Louis	15
T Hood, Winford	2	S Foley, Steve	16
T Lanier, Ken	15	S Robbins, Randy	1
T Studdard, Dave	16	S Smith, Dennis	15
G Bishop, Keith	14		
G Cooper, Mark	4		
G Howard, Paul	14		

1984 COACHES

Dan Reeves (Head Coach), **Marvin Bass** (Head Offensive Line), **Joe Collier** (Asst. Head Coach/Defense), **Alex Gibbs** (Offensive Line), **L.J. Gorman** (Strength/Conditioning), **Stan Jones** (Defensive Line), **Myrel Moore** (Linebackers), **Nick Nicolau** (Running Backs), **Fran Poltfoot** (Tight Ends/Special Teams), **Mike Shanahan** (Wide Receivers), **Charlie West** (Defensive Backs).

1984 LEADERS / RANKINGS

INDIVIDUAL	PLAYER	NO.	AFC RANK	NFL RANK	NFL LEADER	NO.
Points	Karlis	101	6	121	Werschling (SF)	131
Rushing Yards	Winder	1,153	3	11	Dickerson (Rams)	1,808
Passing Yards	Elway	2,598	7	15	Marino (MIA)	5,084
Passer Rating	Elway	76.8	8	16	Marino (MIA)	108.9
Receiving Yards	Watson	1,170	4	7	Green (STL)	1,555
Receptions	Watson	69	6t	14t	Monk (WAS)	106
Interceptions	Foley/Harden	6	5t	11t	Easley (SEA)	10
Sacks	Jones	11	14t	24t	Gastineau (NYJ)	22

OFFENSE	NO.	AFC RANK	NFL RANK	NFL LEADER	NO.
Points Per Game	22.1	7	11	Miami	32.1
Total Yards Per Game	308.4	10	22	Miami	433.5
Yards Per Play	4.8	11	20t	Miami	6.5
Rushing Yards Per Game	129.8	4	10	Chicago	185.9
Net Passing Yards Per Game	178.7	13	24	Miami	313.6

DEFENSE	NO.	AFC RANK	NFL RANK	NFL LEADER	NO.
Points Per Game	15.1	1	2	San Francisco	14.2
Total Yards Per Game	355.4	12	25	Chicago	241.4
Yards Per Play	5.1	8t	16t	L.A. Raiders	4.3
Rushing Yards Per Game	104.0	2	5	Chicago	86.1
Net Passing Yards Per Game	251.4	13	27	New Orleans	153.3

1984 KEY AWARDS

Pro Bowl (1): RB Sammy Winder. **Sports Illustrated NFL Coach of the Year:** Dan Reeves. **K.C. 101 Club AFC Coach of the Year:** Dan Reeves.

1984 NFL STANDINGS

AFC EAST

Team	W	L	T	Pct	PF	PA
*y-Miami	14	2	0	.875	513	298
New England	9	7	0	.563	362	352
New York Jets	7	9	0	.438	332	364
Indianapolis	4	12	0	.250	239	414
Buffalo	2	14	0	.125	250	454

AFC CENTRAL

Team	W	L	T	Pct	PF	PA
y-Pittsburgh	9	7	0	.563	387	310
Cincinnati	8	8	0	.500	339	339
Cleveland	5	11	0	.313	250	297
Houston	3	13	0	.188	240	437

AFC WEST

Team	W	L	T	Pct	PF	PA
y-Denver	13	3	0	.813	353	241
x-Seattle	12	4	0	.750	418	282
x-L.A. Raiders	11	5	0	.688	368	278
Kansas City	8	8	0	.500	314	324
San Diego	7	9	0	.438	394	413

NFC EAST

Team	W	L	T	Pct	PF	PA
y-Washington	11	5	0	.688	426	310
x-New York Giants	9	7	0	.563	299	301
St. Louis	9	7	0	.563	423	345
Dallas	9	7	0	.563	308	308
Philadelphia	6	9	1	.406	278	320

NFC CENTRAL

Team	W	L	T	Pct	PF	PA
y-Chicago	10	6	0	.625	325	248
Green Bay	8	8	0	.500	390	309
Tampa Bay	6	10	0	.375	335	380
Detroit	4	11	1	.281	283	408
Minnesota	3	13	0	.188	276	484

NFC WEST

Team	W	L	T	Pct	PF	PA
*y-San Francisco	15	1	0	.938	475	227
x-L.A. Rams	10	6	0	.625	346	316
New Orleans	7	9	0	.438	298	361
Atlanta	4	12	0	.250	281	382

*x - Wild Card Qualifier; y - Division Title; * - Home-field Advantage*

WILD CARD PLAYOFF GAMES

12/22 - at Seattle 13, L.A. Raiders 7
12/23 - New York Giants 16, at L.A. Rams 13

DIVISIONAL PLAYOFF GAMES

12/29 - at Miami 31, Seattle 10
12/29 - at San Francisco 21, New York Giants 10
12/30 - Pittsburgh 24, at Denver 17
12/30 - Chicago 23, at Washington 19

CONFERENCE CHAMPIONSHIPS

1/6 - at Miami 45, Pittsburgh 28
1/6 - at San Francisco 23, Chicago 0

SUPER BOWL XIX (STANFORD, CALIF.)

1/20 - San Francisco 38, Miami 16

1983 FINAL STATISTICS (9-7)

Head Coach: Dan Reeves AFC West: 3rd Home Stadium: Mile High Stadium

Date	W-L	Score	Opponent	Attendance	RUSHING	No.	Yds.	Avg.	Long	TD
Sept 4	W	14-10	at Pittsburgh	58,233	Winder	196	757	3.9	52	3
Sept 11	W	17-10	at Baltimore	52,613	Poole	81	246	3.0	19	4
Sept 18	L	10-13	Philadelphia	74,202	Preston	57	222	3.9	28	1
Sept 25	L	7-22	L.A. Raiders	74,289	Willhite	43	188	4.4	24t	3
Oct 2	L	14-31	at Chicago	58,210	Elway	28	146	5.2	23	1
Oct 9	W	26-14	at Houston	58,210	Parros	30	96	3.2	13	0
Oct 16	W	24-17	Cincinnati	74,305	Myles	8	52	6.5	16	0
Oct 23	W	14-6	San Diego	74,581	DeBerg	13	28	2.2	11	1
Oct 30	W	27-24	Kansas City	74,640	Upchurch	6	19	3.2	9	0
Nov 6	L	19-27	at Seattle	61,189	Kubiak	4	17	4.3	8	1
Nov 13	L	20-22	at L.A. Raiders	51,945	Watson	3	17	5.7	10	0
Nov 20	W	38-27	Seattle	74,710	Prestridge	1	-11	-11.0	-11	0
Nov 27	L	7-31	at San Diego	43,650	J. Wright	1	-11	-11.0	-11	0
Dec 4	W	27-6	Cleveland	70,912	BRONCOS	471	1784	3.8	52	15
Dec 11	W	21-19	Baltimore	74,854	OPPONENTS	509	1938	3.8	29	14
Dec 18	L	17-48	at Kansas City	11,377						

TEAM STATISTICS				RECEIVING				
	Den	Opp		No.	Yds.	Avg.	Long	TD
TOTAL FIRST DOWNS	292	321	Watson	59	1133	19.2	78t	5
Rushing	99	119	Upchurch	40	639	16.0	40	2
Passing	155	185	Winder	23	150	6.5	17	0
Penalty	38	17	Egloff	20	205	10.3	32	2
3RD DOWN: MADE/ATT	68/213	92/235	Poole	20	184	9.2	23	0
3rd Down Pct.	31.9	39.1	Preston	17	137	8.1	25	1
TOTAL NET YARDS	4811	5609	Willhite	14	153	10.9	26t	1
Avg. Per Game	300.7	350.6	J. Wright	13	134	10.3	23	0
Total Plays	1025	1099	Thomas	12	182	15.2	44	0
Avg. Per Play	4.7	5.1	Parros	12	126	10.5	33t	2
NET YARDS RUSHING	1784	1938	Sampson	7	200	20.0	49t	3
Avg. Per Game	111.5	121.1	Myles	7	119	17.0	33	1
Total Rushes	471	509	Odoms	4	62	15.5	21	0
Avg. Per Rush	3.8	3.8	Sawyer	3	42	14.0	17	0
NET YARDS PASSING	3027	3671	BRONCOS	254	3466	13.6	78t	17
Avg. Per Game	189.2	229.4	OPPONENTS	307	3988	13.0	72t	18
Sacked/Yards Lost	55/439	38/317						
Gross Yards	3466	3988						

INTERCEPTIONS				No.	Yds.	Avg.	Long	TD
Att./Completions	499/254	552/307	L. Wright	6	50	8.3	34	0
Completion Pct.	50.9	55.6	Wilson	5	91	18.2	36	0
Had Intercepted	22	27	Foley	5	28	5.6	16	0
Avg. Per Pass Play	5.5	6.2	Harden	4	127	31.8	48	0
PUNTS/AVERAGE	87/41.6	77/44.2	Smith	4	39	9.8	23	0
NET PUNTING AVG	34.0	36.2	R. Jackson	1	15	15.0	15	0
TOTAL RETURN YARDAGE	1852	1629	Gradishar	1	5	5.0	5	0
Punt Returns/Average	38/11.1	55/9.5	T. Jackson	1	0	0.0	0	0
Kickoff Returns/Average	56/19.2	46/17.9	BRONCOS	27	355	13.1	48	0
Intercept. Ret./Average	27/13.1	22/12.8	OPPONENTS	22	281	12.8	58t	3

PUNTING				No.	Yds.	Avg.	TB	In20	B
Rushing	34	19	36	87	3620	41.6	7	19	60
Passing	17	18	18	77	3406	44.2	10	18	68
Returns	2	4	4						
Extra Points Made/Attempts	33/34	34/35							
Field Goals Made/Attempts	21/25	25/33							
TOTAL POINTS	302	327							

SCORE BY PERIODS				OT	TOTAL
	1	2	3	4	
BRONCOS	41	80	39	142	0 302
OPPONENTS	85	87	76	79	0 327

SCORING									
	TD	Ru	Pa	Rt	PAT	FG	S	PTS	
Karlis	0	0	0	0	33/34	21/25	0	96	
Watson	5	0	5	0	0/0	0/0	0	30	
Poole	4	4	0	0	0/0	0/0	0	24	
Willhite	4	3	1	0	0/0	0/0	0	24	
Parros	3	1	2	0	0/0	0/0	0	18	
Sampson	3	0	3	0	0/0	0/0	0	18	
Winder	3	3	0	0	0/0	0/0	0	18	
Egloff	2	0	2	0	0/0	0/0	0	12	
Preston	2	1	1	0	0/0	0/0	0	12	
Upchurch	2	0	2	0	0/0	0/0	0	12	
Chavous	1	0	0	1	0/0	0/0	0	6	
DeBerg	1	1	0	0	0/0	0/0	0	6	
Elway	1	1	0	0	0/0	0/0	0	6	
Kubiak	1	1	0	0	0/0	0/0	0	6	
Myles	1	0	1	0	0/0	0/0	0	6	
Thomas	1	0	0	1	0/0	0/0	0	6	
Jones	0	0	0	0	0/0	0/0	1	2	
BRONCOS	34	15	17	2	33/34	21/25	1	302	
OPPONENTS	36	14	18	4	34/36	25/33	0	327	

KICKOFF RETURNS						
	No.	Yds.	Avg.	Long	TD	
Thomas	28	573	20.5	42	0	
Wilson	24	485	20.2	32	0	
Studdard	2	8	4.0	8	0	
Harden	1	9	9.0	9	0	
T. Jackson	1	2	2.0	2	0	
BRONCOS	56	1077	19.2	42	0	
OPPONENTS	46	824	17.9	42	0	

FIELD GOAL BREAKDOWN						
Distance	1-19	20-29	30-39	40-49	50+	Total
Karlis	0/0	7/8	7/9	6/7	1/1	21/25
OPPONENTS	2/2	8/9	6/8	7/8	2/6	25/33

SACKS: T. Jackson 5.5, D. Smith 5, Chavous 4.5, Jones 4, Manor 3, Gradishar 2.5, Mecklenburg 2, Bowyer 2, Busick 2, Woodard 2, Carter 1, R. Jackson 1, Wright 1, Latimer 0.5. **TOTAL 36.0**

PASSING												
	Att.	Comp.	Yds.	Comp. %	Yd./Att.	TD	TD%	Int	Int%	LG	Sack/Lost	Rtg.
Elway	259	123	1663	47.5	6.42	7	2.7	14	5.4	49t	28/218	54.9
DeBerg	215	119	1617	55.3	7.52	9	4.2	7	3.3	54	25/201	79.7
Kubiak	22	12	186	54.5	8.45	1	4.5	1	4.5	78t	2/20	78.9
Upchurch	2	0	0	0.0	0.00	0	0.0	0	0.0	0	0/0	39.5
Willhite	1	0	0	0.0	0.00	0	0.0	0	0.0	0	0/0	39.5
BRONCOS	499	254	3466	50.9	6.95	17	3.4	22	4.4	78t	55/439	66.4
OPPONENTS	552	307	3988	55.6	7.22	18	3.3	27	4.9	72t	38/317	69.0



1983 DEFENSIVE STATS

(based on coaches' film review)

	TT	UT	A	S-YDS	I-YDS	FR
1 Gradishar	224	133	91	2.5-20	1-5	3
2 Busick	130	71	59	2-16	0-0	0
3 Foley	124	85	39	0-0	5-28	1
T. Jackson	124	77	47	5.5-59	1-0	2
5 D. Smith	114	79	35	5-32	4-39	0
6 L. Wright	113	81	32	1-1	6-50	1
7 Ryan	102	64	38	0-0	0-0	1
8 Chavous	99	62	37	4.5-25	0-0	1
9 Harden	98	64	34	0-0	4-27	3
Carter	98	47	51	1-12	0-0	3
11 Jones	72	42	30	4-22	0-0	2
12 Manor	56	36	20	3-18	0-0	1
R. Jackson	56	29	27	1-10	1-15	0
14 Wilson	55	45	10	0-0	5-91	0
15 Latimer	51	33	18	0.5-4	0-0	0
16 Bowyer	45	27	18	2-19	0-0	1
17 Mecklenburg	24	12	12	2-20	0-0	0
18 Stachowski	21	9	12	0-0	4-39	0
19 Dennison	19	9	10	0-0	0-0	0
20 Woodard	18	15	3	2-12	0-0	2
21 Myers	11	9	2	0-0	0-0	0
22 Swenson	8	1	7	0-0	0-0	0
23 Dupree	1	1	0	0-0	0-0	0
TOTALS	1,663	1,031	632	36-270	27-355	21

1983 GAMES STARTED

OFFENSE		DEFENSE	
QB DeBerg, Steve	5	DE Bowyer, Walt	3
QB Elway, John	10	DE Chavous, Barney	13
QB Kubiak, Gary	1	DE Jones, Rulon	12
RB Parros, Rick	5	DE Manor, Brison	4
RB Poole, Nathan	10	NT Carter, Rubin	15
RB Preston, Dave	3	NT Latimer, Don	3
RB Winder, Sammy	13	LB Busick, Steve	15
WR Sampson, Clint	2	LB Dennison, Rick	1
WR Upchurch, Rick	11	LB Gradishar, Randy	16
WR Watson, Steve	16	LB Jackson, Tom	15
TE Egloff, Ron	10	LB Ryan, Jim	12
TE Sawyer, John	4	LB Swenson, Bob	2
TE Wright, Jim	6	LB Woodard, Ken	1
C Bryan, Billy	16	CB Harden, Mike	15
T Lanier, Ken	16	CB Wilson, Steve	3
T Studdard, Dave	16	CB Wright, Louis	16
G Bishop, Keith	16	S Foley, Steve	13
G Cooper, Mark	2	S Jackson, Roger	3
G Howard, Paul	14	S Smith, Dennis	13
		S Trimble, Steve	1

1983 COACHES

Dan Reeves (Head Coach), Marvin Bass (Special Assistant), Joe Collier (Asst. Head Coach/Defense), I.J. Gorman (Strength/Conditioning), John Hadl (Quarterbacks/Wide Receivers), Stan Jones (Defensive Line), Myrel Moore (Linebackers), Nick Nicolau (Running Backs), Fran Polsoff (Tight Ends/Special Teams), Dan Radakovich (Offensive Line), Charlie West (Defensive Backs).

1983 LEADERS / RANKINGS

INDIVIDUAL	PLAYER	NO.	AFC RANK	NFL RANK	NFL LEADER	NO.
Points	Karlis	96	8	15	Moseley (WAS)	161
Rushing Yards	Winder	757	12	23	Dickerson (Rams)	1,808
Passing Yards	Elway	1,663	15	28	Dickey (GB)	4,458
Passer Rating	DeBerg	79.9	8	14	Bartkowski (ATL)	97.6
Receiving Yards	Watson	1,133	5	10	Quick (PHI)	1,409
Receptions	Watson	59	11	18	Christensen (Raid.)	92
Interceptions	L. Wright	6	8	15	Murphy (WAS)	9
Sacks	T. Jackson	5.5	26	62	Gastineau (NYJ)	19

OFFENSE	NO.	AFC RANK	NFL RANK	NFL LEADER	NO.
Points Per Game	18.9	10	21	Washington	33.8
Total Yards Per Game	300.7	14	26	San Diego	387.3
Yards Per Play	4.7	11	21	Green Bay	6.1
Rushing Yards Per Game	111.5	11	23	Chicago	170.4
Net Passing Yards Per Game	189.2	9	20	San Diego	291.3

DEFENSE	NO.	AFC RANK	NFL RANK	NFL LEADER	NO.
Points Per Game	20.4	5	9	Miami	15.6
Total Yards Per Game	350.6	9	21	Cincinnati	270.4
Yards Per Play	5.1	7	17	Cincinnati	4.4
Rushing Yards Per Game	121.1	4	10	Washington	80.6
Net Passing Yards Per Game	229.4	12	23	New Orleans	168.2

1983 KEY AWARDS

Pro Bowl (2): LB Randy Gradishar, CB Louis Wright. AP All-Pro (1): LB Randy Gradishar (second team).

1983 NFL STANDINGS

AFC EAST

Team	W	L	T	Pct	PF	PA
y-Miami	12	4	0	.750	389	250
New England	8	8	0	.500	274	289
Buffalo	8	8	0	.500	283	351
Baltimore	7	9	0	.438	264	354
New York Jets	7	9	0	.438	313	331

AFC CENTRAL

Team	W	L	T	Pct	PF	PA
y-Pittsburgh	10	6	0	.625	355	303
Cleveland	9	7	0	.563	356	342
Cincinnati	7	9	0	.438	346	302
Houston	2	14	0	.125	288	460

AFC WEST

Team	W	L	T	Pct	PF	PA
*y-L.A. Raiders	12	4	0	.750	442	338
x-Seattle	9	7	0	.563	403	397
x-Denver	9	7	0	.563	302	327
San Diego	6	10	0	.375	358	462
Kansas City	6	10	0	.375	386	367

NFC EAST

Team	W	L	T	Pct	PF	PA
*y-Washington	14	2	0	.875	541	332
x-Dallas	12	4	0	.750	479	360
St. Louis	8	7	1	.531	374	428
Philadelphia	5	11	0	.313	233	322
New York Giants	3	12	1	.219	267	347

NFC CENTRAL

Team	W	L	T	Pct	PF	PA
y-Detroit	9	7	0	.563	347	286
Green Bay	8	8	0	.500	429	439
Chicago	8	8	0	.500	311	301
Minnesota	8	8	0	.500	316	348
Tampa Bay	2	14	0	.125	241	380

NFC WEST

Team	W	L	T	Pct	PF	PA
y-San Francisco	10	6	0	.625	432	293
x-L.A. Rams	9	7	0	.563	361	344
New Orleans	8	8	0	.500	319	337
Atlanta	7	9	0	.438	370	389

x - Wild Card Qualifier; y - Division Title; * - Home-field Advantage

WILD CARD PLAYOFF GAMES

12/24 - at Seattle 31, Denver 7
12/26 - L.A. Rams 24, at Dallas 17

DIVISIONAL PLAYOFF GAMES

12/31 - Seattle 27, at Miami 20
12/31 - at San Francisco 24, Detroit 23
1/1 - at L.A. Raiders 38, Pittsburgh 10
1/1 - at Washington 51, L.A. Rams 7

CONFERENCE CHAMPIONSHIPS

1/8 - at L.A. Raiders 30, Seattle 14
1/8 - at Washington 24, San Francisco 21

SUPER BOWL XVIII (TAMPA, FLA.)

1/22 - L.A. Raiders 38, Washington 9

1982 FINAL STATISTICS (2-7)

Head Coach: Dan Reeves AFC West: 5th Home Stadium: Mile High Stadium

Date	W-L	Score	Opponent	Attendance	RUSHING	No.	Yds.	Avg.	Long	TD
Sept 12	L	3-23	San Diego	73,564	Willhite	70	347	5.0	23	2
Sept 19	W	24-21	San Francisco	73,899	Parros	77	277	3.6	14	1
Sept 26			at New Orleans	Canceled	Winder	67	259	3.9	18	1
Oct 3			Pittsburgh	Canceled	Preston	19	81	4.3	13	0
Oct 10			at New York Jets	Canceled	Poole	7	36	5.1	20	0
Oct 17			at Houston	Canceled	DeBerg	8	27	3.4	6t	1
Oct 24			L.A. Raiders	Canceled	Herrmann	3	7	2.3	6t	1
Oct 31			Buffalo	Canceled	Lytle	2	2	1.0	2	0
Nov 7			at Seattle	Resched. Jan. 2	Watson	1	-4	-4.0	-4	0
Nov 14			at Kansas City	Canceled	Wright	1	-4	-4.0	-4	0
Nov 21	L	10-17	Seattle	73,916	Upchurch	2	-10	-5.0	-3	0
Nov 28	L	20-30	at San Diego	47,629	BRONCOS	257	1018	4.0	23	6
Dec 5	L	27-34	Atlanta	73,984	OPPONENTS	293	935	3.2	46	8
Dec 12	W	27-24	at L.A. Rams	48,112						
Dec 19	L	16-37	Kansas City	74,192						
Dec 26	L	10-27	at L.A. Raiders	44,160						
Jan 2	L	11-13	at Seattle	43,145						

TEAM STATISTICS		Den	Opp
TOTAL FIRST DOWNS			
		170	176
Rushing		52	53
Passing		103	104
Penalty		15	19
3RD DOWN: MADE/ATT			
3rd Down Pct.		35.5	36.4
TOTAL NET YARDS			
		2837	3169
Avg. Per Game		315.2	352.1
Total Plays		592	616
Avg. Per Play		4.8	5.1
NET YARDS RUSHING			
		1018	935
Avg. Per Game		113.1	103.9
Total Rushes		257	293
Avg. Per Rush		4.0	3.2
NET YARDS PASSING			
		1819	2234
Avg. Per Game		202.1	248.2
Sacked/Yards Lost		24/200	16/116
Gross Yards		2019	2350
Att./Completions		311/181	307/172
Completion Pct.		58.2	56.0
Had Intercepted		19	12
Average per Pass Play		5.4	6.9
PUNTS/AVERAGE			
		45/45.0	42/39.4
NET PUNTING AVG			
		37.8	31.1
TOTAL RETURN YARDAGE			
		1229	1199
Punt Returns/Average		21/14.5	25/9.1
Kickoff Returns/Average		40/20.5	26/20.8
Intercept. Ret./Average		12/8.8	19/22.7
PENALTIES/YARDS			
		54/516	63/571
FUMBLES/BALL LOST			
		24/17	17/7
TOUCHDOWNS			
		16	25
Rushing		6	8
Passing		8	14
Returns		2	3
Extra Points Made/Attempts		15/16	25/25
Field Goals Made/Attempts		11/13	17/24
TOTAL POINTS		148	226

SCORE BY PERIODS	1	2	3	4	OT	Total
BRONCOS	26	47	33	42	0	148
OPPONENTS	40	79	40	67	0	226

SCORING	TD	Ru	Pa	Rt	PAT	FG	S	PTS
Karlis					15/13	11/13	0	48
Upchurch	5	0	3	2	0/0	0/0	0	30
Parros	3	1	2	0	0/0	0/0	0	18
Willhite	2	2	0	0	0/0	0/0	0	12
Watson	2	0	2	0	0/0	0/0	0	12
DeBerg	1	1	0	0	0/0	0/0	0	6
Winder	1	1	0	0	0/0	0/0	0	6
Herrmann	1	1	0	0	0/0	0/0	0	6
Wright	1	0	1	0	0/0	0/0	0	6
Boyd	0	0	0	0	0/0	0/0	1	2
Chavous	0	0	0	0	0/0	0/0	1	2
BRONCOS	16	6	8	2	15/16	11/13	2	148
OPPONENTS	25	8	14	3	25/25	17/24	0	226

PASSING	Att.	Comp.	Yds.	Comp.%	Yd./Att.	TD	TD%	Int	Int%	LG	Sack/Lost	Rtg.
DeBerg	223	131	1405	58.7	6.30	7	3.1	11	4.9	51t	16/130	67.1
Herrmann	60	32	421	53.3	7.02	1	1.7	4	6.7	39	4/48	53.4
Morton	26	18	193	69.2	7.42	0	0.0	3	11.5	20	3/19	51.0
Willhite	2	0	0	0.0	0.00	0	0.0	1	50.0	0	0/0	0.0
Upchurch	0	0	0	0.0	0.00	0	0.0	0	0.0	0	1/3	39.5
BRONCOS	311	181	2019	58.2	6.49	8	2.6	19	6.1	51t	24/200	60.8
OPPONENTS	307	172	2350	56.0	7.65	14	4.6	12	3.9	86t	16/116	79.6

RECEIVING	No.	Yds.	Avg.	Long	TD
Parros	37	259	7.0	24	2
Watson	36	555	15.4	41	2
Upchurch	26	407	15.7	51t	3
Willhite	26	227	8.7	27	0
Preston	14	134	9.6	20	0
Winder	11	83	7.5	22	0
Egloff	10	96	9.6	17	0
Wright	9	120	13.3	39	1
Odoms	8	82	10.3	18	0
Manning	3	46	15.3	30	0
Lytle	1	10	10.0	10	0
BRONCOS	181	2019	11.2	51t	8
OPPONENTS	172	2350	13.7	86t	14

INTERCEPTIONS	No.	Yds.	Avg.	Long	TD
Kyle	3	26	8.7	14	0
Wilson	2	22	11.0	16	0
Wright	2	18	9.0	18	0
Harden	2	3	1.5	3	0
Smith	1	29	29.0	29	0
Jackson	1	8	8.0	8	0
Thomas	1	0	0.0	0	0
BRONCOS	12	106	8.8	29	0
OPPONENTS	19	431	22.7	60	3

PUNTING	No.	Yds.	Avg.	TB	In20	Long	B
Prestridge	45	2026	45.0	5	14	65	—
OPPONENTS	42	1653	39.4	2	9	80	2

PUNT RETURNS	No.	FC	Yds.	Avg.	Long	TD
Upchurch	15	3	242	16.1	78t	2
Willhite	6	4	63	10.5	23	0
BRONCOS	21	7	305	14.5	78t	2
OPPONENTS	25	3	227	9.1	25	0

KICKOFF RETURNS	No.	Yds.	Avg.	Long	TD
Willhite	17	337	19.8	26	0
Manning	15	346	23.1	34	0
Wilson	6	123	20.5	30	0
Uecker	1	12	12.0	12	0
Poole	1	0	0.0	0	0
BRONCOS	40	818	20.5	34	0
OPPONENTS	26	541	20.8	68	0

FIELD GOAL BREAKDOWN	Distance	1-19	20-29	30-39	40-49	50+	Total
Karlis		2/2	3/3	3/4	3/4	0/0	11/13
OPPONENTS		3/3	4/6	3/4	4/5	3/6	17/24

SACKS: Chavous 5, Gradishar 2, Jones 2, Manor 2, D. Smith 2, T. Jackson 1, Latimer 1, Wright 1, **TOTAL 16.0**

1982 DEFENSIVE STATS

(based on coaches' film review)

	TT	UT	A	S-YDS	I-YDS	FR
1 Gradishar	151	80	71	2-16	0-0	1
2 T. Jackson	86	47	39	1-1	1-8	0
3 Ryan	84	54	30	0-0	0-0	0
4 Evans	80	55	25	0-0	0-0	0
5 Smith	65	53	12	2-11	1-29	0
6 Jones	64	34	30	2-11	0-0	0
7 Chavous	62	35	27	5-42	0-0	0
8 L. Wright	54	44	10	1-11	2-18	1
9 Kyle	52	36	16	0-0	3-26	1
10 Harden	51	35	16	0-0	2-3	1
Carter	51	23	28	0-0	0-0	0
12 Wilson	48	33	15	0-0	2-22	1
Latimer	48	31	17	1-9	0-0	0
14 Trimble	20	12	8	0-0	0-0	0
Manor	20	10	10	2-11	0-0	0
16 Boyd	16	8	8	0-0	0-0	0
17 Thomas	14	9	5	0-0	1-0	0
18 Swenson	11	2	9	0-0	0-0	0
19 R. Jackson	5	2	3	0-0	0-0	0
Foley	5	1	4	0-0	0-0	0
21 Busick	4	1	3	0-0	0-0	0
TOTALS	991	605	386	16-112	12-106	5

1982 GAMES STARTED

OFFENSE	DEFENSE	
QB DeBerg, Steve	5 DE Chavous, Barney	9
QB Herrmann, Mark	1 DE Jones, Rulon	9
QB Morton, Craig	3 NT Carter, Rubin	6
RB Parros, Rick	9 NT Latimer, Don	3
RB Preston, Dave	5 LB Evans, Larry	9
RB Willhite, Gerald	2 LB Gradishar, Randy	9
RB Winder, Sammy	2 LB Jackson, Tom	9
WR Upchurch, Rick	8 LB Ryan, Jim	9
WR Watson, Steve	9 CB Kyle, Aaron	9
TE Egloff, Ron	1 CB Wilson, Steve	3
TE Odoms, Riley	6 CB Wright, Louis	9
TE Wright, Jim	3 S Foley, Steve	1
C Bryan, Billy	9 S Harden, Mike	4
T Lanier, Ken	9 S Smith, Dennis	9
T Minor, Claudie	7 S Trimble, Steve	1
T Uecker, Keith		2
G Glassic, Tom		9
G Studdard, Dave		9

1982 COACHES

Dan Reeves (Head Coach), Marvin Bass (Special Assistant), Joe Collier (Asst. Head Coach/Defense), Rod Dowhower (Offensive Coordinator/Wide Receivers), Jerry Frei (Offensive Line), Stan Jones (Defensive Line), Richie McCabe (Defensive Backs), Nick Nicolau (Running Backs), Fran Polsto (Tight Ends/Special Teams), Bob Zeman (Linebackers).

1982 LEADERS / RANKINGS

INDIVIDUAL	PLAYER	NO.	AFC RANK	NFL RANK	NFL LEADER	NO.
Points	Karls	48	8	16	Benirschke (SD)	80
Rushing Yards	Willhite	347	15	28	McNeil (NYJ)	786
Passing Yards	DeBerg	1,405	8	19	Fouts (SD)	2,883
Passer Rating	DeBerg	67.2	7	20	Anderson (CIN)	95.3
Receiving Yards	Watson	555	9	12	Chandler (SD)	1,032
Receptions	Parros	37	10	15t	D. Clark (SF)	60
Interceptions	Kyle	3	3t	4t	Walls (DAL)	7
Sacks	Chavous	35	11t	26t	Martin (MIN)	11.5

OFFENSE	NO.	AFC RANK	NFL RANK	NFL LEADER	NO.
Points Per Game	16.4	9	20	San Diego	32.0
Total Yards Per Game	315.2	7	15	San Diego	449.8
Yards Per Play	4.8	7t	16t	San Diego	6.6
Rushing Yards Per Game	113.1	9	17	Buffalo	152.3
Net Passing Yards Per Game	202.1	6	15	San Diego	325.2

DEFENSE	NO.	AFC RANK	NFL RANK	NFL LEADER	NO.
Points Per Game	25.1	12	25	Washington	14.2
Total Yards Per Game	352.1	11	24	Miami	256.9
Yards Per Play	5.1	9	20t	Miami	4.2
Rushing Yards Per Game	103.9	4	7	Pittsburgh	84.7
Net Passing Yards Per Game	248.2	12	26	Miami	114.1

1982 KEY AWARDS

Pro Bowl (3): LB Randy Gradishar, P Luke Prestridge, WR Rick Upchurch. AP All-Pro (2): P Luke Prestridge (first team), WR Rick Upchurch (first team).

1982 NFL STANDINGS

(As a result of a 57-day players' strike, the 1982 NFL regular-season schedule was reduced from 16 weeks to nine. At the conclusion of the regular season, the NFL conducted a 16-team postseason Super Bowl tournament. Eight teams from each conference were seeded 1-8 based on their records during the season.)

AFC

Team	W	L	T	Pct	PF	PA
1-L.A. Raiders	8	1	0	.889	260	200
2-Miami	7	2	0	.778	198	131
3-Cincinnati	7	2	0	.778	232	177
4-Pittsburgh	6	3	0	.667	204	146
5-San Diego	6	3	0	.667	288	221
6-New York Jets	6	3	0	.667	245	166
7-New England	5	4	0	.556	143	157
8-Cleveland	4	5	0	.444	140	182
Buffalo	4	5	0	.444	150	154
Seattle	4	5	0	.444	127	147
Kansas City	3	6	0	.333	176	184
Denver	2	7	0	.222	148	226
Houston	1	8	0	.111	136	245
Baltimore	0	8	1	.056	113	236

NFC

Team	W	L	T	Pct	PF	PA
1-Washington	8	1	0	.889	190	128
2-Dallas	6	3	0	.667	226	145
3-Green Bay	5	3	1	.611	226	169
4-Minnesota	5	4	0	.556	187	198
5-Atlanta	5	4	0	.556	183	199
6-St. Louis	5	4	0	.556	135	170
7-Tampa Bay	5	4	0	.556	158	178
8-Detroit	4	5	0	.444	181	176
New Orleans	4	5	0	.444	129	160
New York Giants	4	5	0	.444	164	160
San Francisco	3	6	0	.333	209	206
Chicago	3	6	0	.333	141	174
Philadelphia	3	6	0	.333	191	195
L.A. Rams	2	7	0	.222	200	250

FIRST ROUND PLAYOFF GAMES

- 1/8 - at Miami 28, New England 13
- 1/8 - at L.A. Raiders 27, Cleveland 10
- 1/8 - at Washington 31, Detroit 7
- 1/8 - at Green Bay 41, St. Louis 16
- 1/9 - New York Jets 44, at Cincinnati 17
- 1/9 - San Diego 31, at Pittsburgh 28
- 1/9 - at Minnesota 30, Atlanta 24
- 1/9 - at Dallas 30, Tampa Bay 17

SECOND ROUND PLAYOFF GAMES

- 1/15 - New York Jets 17, at L.A. Raiders 14
- 1/15 - at Washington 21, Minnesota 7
- 1/16 - at Miami 34, San Diego 13
- 1/16 - at Dallas 37, Green Bay 26

CONFERENCE CHAMPIONSHIPS

- 1/22 - at Washington 31, Dallas 17
- 1/23 - at Miami 14, New York Jets 0

SUPER BOWL XVII (PASADENA, CALIF.)

- 1/30 - Washington 27, Miami 17

1981 FINAL STATISTICS (10-6)

Head Coach: Dan Reeves AFC West: 2nd Home Stadium: Mile High Stadium

Date	W-L	Score	Opponent	Attendance	RUSHING	No.	Yds.	Avg.	Long	TD
Sept 6	W	9-7	Oakland	74,796	Parros	176	749	4.3	25	2
Sept 13	L	10-13	at Seattle	58,513	Preston	183	640	3.5	23	3
Sept 20	W	28-10	Baltimore	74,804	Reed	68	156	2.3	10	0
Sept 27	W	42-24	San Diego	74,844	Canada	33	113	3.4	11	3
Oct 4	W	17-0	at Oakland	51,035	Lytle	30	106	3.5	18	4
Oct 11	W	27-21	Detroit	74,816	Upchurch	5	56	11.2	37	0
Oct 18	L	14-28	at Kansas City	74,672	DeBerg	9	40	4.4	11	0
Oct 25	L	7-9	at Buffalo	77,757	Morton	8	18	2.3	5	0
Nov 2	W	19-17	Minnesota	74,834	Wright	1	11	11.0	11	0
Nov 8	W	23-20	Cleveland (OT)	74,859	Watson	2	6	3.0	6	0
Nov 15	W	24-7	at Tampa Bay	64,518	BRONCOS	515	1895	3.7	37	12
Nov 22	L	21-38	at Cincinnati	57,207	OPPONENTS	467	2005	4.3	82t	17
Nov 29	L	17-34	at San Diego	51,533						
Dec 6	W	16-13	Kansas City	74,744	RECEIVING	No.	Yds.	Avg.	Long	TD
Dec 13	W	23-13	Seattle	74,527	Watson	60	1244	20.7	95t	13
Dec 20	L	24-35	at Chicago	40,125	Preston	52	507	9.8	37	0
					Odoms	38	516	13.6	28	5
					Reed	34	317	9.3	33	0
					Upchurch	32	550	17.2	63	3
					Parros	25	216	8.6	26	1
					Egloff	17	231	13.6	40	1
					Moses	15	246	16.4	30	1
					Lytle	6	47	7.8	14t	1
					Manning	3	49	16.3	34	0
					Canada	3	37	12.3	20	1
					Wright	3	22	7.3	14	1
					Studdard	1	10	10.0	10	0
					BRONCOS	289	3992	13.8	95t	27
					OPPONENTS	267	3168	11.9	65t	13

TEAM STATISTICS	Den	Opp
TOTAL FIRST DOWNS	306	268
Rushing	91	103
Passing	181	142
Penalty	34	23
3RD DOWN: MADE/ATT	86/230	74/219
3rd Down Pct.	37.4	33.8
TOTAL NET YARDS	5426	4878
Avg. Per Game	339.1	304.9
Total Plays	1062	1000
Avg. Per Play	5.1	4.9
NET YARDS RUSHING	1895	2005
Avg. Per Game	118.4	125.3
Total Rushes	515	467
Avg. Per Rush	3.7	4.3
NET YARDS PASSING	3531	2873
Avg. Per Game	220.7	179.6
Sacked/Yards Lost	61/46.1	36/29.5
Gross Yards	3992	3168
Att./Completions	485/289	497/267
Completion Pct.	59.6	53.7
Had Intercepted	21	23
Average per Pass Play	6.5	5.4
PUNTS/AVERAGE	86/40.4	88/43.1
NET PUNTING AVG	34.8	36.0
TOTAL RETURN YARDAGE	1584	1800
Punt Returns/Average	51/8.6	46/8.4
Kickoff Returns/Average	47/17.0	47/21.4
Intercept. Ret./Average	23/14.9	21/19.3
PENALTIES/YARDS	99/832	104/949
FUMBLER/BALL LOST	26/18	36/23
TOUCHDOWNS	39	35
Rushing	12	17
Passing	27	13
Returns	0	5
Extra Points Made/Attempts	36/38	34/35
Field Goals Made/Attempts	17/30	15/27
TOTAL POINTS	321	289

SCORE BY PERIODS	1	2	3	4	OT	Total
BRONCOS	67	91	74	86	3	321
OPPONENTS	63	80	71	75	0	289

SCORING	TD	Ru	Pa	Rt	PAT	FG	S	PTS
Steinfort	0	0	0	0	36/37	17/30	0	87
Watson	13	0	13	0	0/0	0/0	0	78
Lytle	5	4	1	0	0/0	0/0	0	30
Odoms	5	0	5	0	0/0	0/0	0	30
Canada	4	3	1	0	0/0	0/0	0	24
Upchurch	3	0	3	0	0/0	0/0	0	18
Parros	3	2	1	0	0/0	0/0	0	18
Preston	3	3	0	0	0/0	0/0	0	18
Egloff	1	0	1	0	0/0	0/0	0	6
Wright	1	0	1	0	0/0	0/0	0	6
Moses	1	0	1	0	0/0	0/0	0	6
Prestridge	0	0	0	0	0/1	0/0	0	0
BRONCOS	39	12	27	0	36/38	17/30	0	321
OPPONENTS	35	17	13	5	34/35	15/27	0	289

PASSING	Att.	Comp.	Yds.	Comp.%	Yd./Att.	TD	TD%	Int	Int%	LG	Sack/Lost	Rtg.
Morton	376	225	3195	59.8	8.50	21	5.6	14	3.7	95t	54/394	90.5
DeBerg	108	64	797	59.3	7.38	6	5.6	6	5.6	44	7/67	77.5
Reed	1	0	0	0.0	0.00	0	0.0	0	0.0	0	0/0	0.0
BRONCOS	485	289	3992	59.6	8.23	227	5.6	21	4.3	95t	61/461	86.7
OPPONENTS	497	267	3168	53.7	6.37	13	2.6	23	4.6	65t	36/295	62.8

RECEIVING	No.	Yds.	Avg.	Long	TD
Watson	60	1244	20.7	95t	13
Preston	52	507	9.8	37	0
Odoms	38	516	13.6	28	5
Reed	34	317	9.3	33	0
Upchurch	32	550	17.2	63	3
Parros	25	216	8.6	26	1
Egloff	17	231	13.6	40	1
Moses	15	246	16.4	30	1
Lytle	6	47	7.8	14t	1
Manning	3	49	16.3	34	0
Canada	3	37	12.3	20	1
Wright	3	22	7.3	14	1
Studdard	1	10	10.0	10	0
BRONCOS	289	3992	13.8	95t	27
OPPONENTS	267	3168	11.9	65t	13

INTERCEPTIONS	No.	Yds.	Avg.	Long	TD
Foley	5	81	16.2	24	0
Gradishar	4	38	9.5	16	0
Thompson	4	14	3.5	14	0
Swenson	3	53	17.7	32	0
Kyle	2	40	20.0	40	0
Harden	2	34	17.0	38	0
Smith	1	65	65.0	65	0
Manor	1	16	16.0	16	0
Evans	1	1	1.0	1	0
BRONCOS	23	342	14.9	65	0
OPPONENTS	21	405	19.3	69t	4

PUNTING	No.	Yds.	Avg.	TB	In20	B
Prestridge	86	3478	40.4	5	20	67
OPPONENTS	88	3789	43.1	9	18	71

PUNT RETURNS	No.	FC	Yds.	Avg.	Long	TD
Manning	91	4	378	9.2	39	0
Upchurch	4	1	63	7.0	15	0
Kyle	1	0	0	0.0	0	0
BRONCOS	51	5	441	8.6	39	0
OPPONENTS	46	17	388	8.4	26	0

KICKOFF RETURNS	No.	Yds.	Avg.	Long	TD
Manning	26	514	19.8	31	0
Harden	11	178	16.2	23	0
Lytle	5	80	16.0	24	0
Canada	2	19	9.5	13	0
Egloff	1	7	7.0	7	0
Ryan	1	2	2.0	2	0
Preston	1	1	1.0	1	0
BRONCOS	47	801	17.0	31	0
OPPONENTS	47	1007	21.4	46	0

FIELD GOAL BREAKDOWN	Distance	1-19	20-29	30-39	40-49	50+	Total
Steinfort	0/0	6/9	5/11	6/8	0/2	17/30	
OPPONENTS	0/0	5/6	4/6	5/11	1/4	15/27	

SACKS: Evans 9.5, Chavous 4, Manor 4, Carter 3, Swenson 3, Latimer 2.5, Evans 2, Boyd 1, Gradishar 1, Thompson 1, Wright 1, **TOTAL 32.0**

1981 DEFENSIVE STATS

(based on coaches' film review)

	TT	UT	A	S-YDS	I-YDS	FR
1 Gradishar	258	168	90	1-8	4-38	0
2 Swenson	145	103	42	3-27	3-53	3
3 Jackson	144	95	49	4-33	0-0	1
4 Evans	126	81	45	2-10	1-1	1
5 Carter	101	67	34	3-18	0-0	1
6 Chavous	93	58	35	4-29	0-0	1
7 Thompson	91	59	32	1-9	4-14	2
8 Foley	87	53	34	0-0	5-81	1
9 Latimer	71	51	20	2.5-30	0-0	1
Jones	71	37	34	9.5-86	0-0	1
11 Kyle	68	62	6	0-0	2-40	4
12 D. Smith	45	42	3	0-0	1-65	2
13 Manor	39	27	12	4-35	1-16	0
14 Harden	37	23	14	0-0	2-34	1
15 P. Smith	35	32	3	0-0	0-0	0
16 Boyd	34	19	15	1-10	0-0	1
17 L. Wright	32	25	7	1-11	0-0	1
18 Ryan	22	15	7	0-0	0-0	0
19 Busick	1	1	0	0-0	0-0	2
Merrill	1	1	0	0-0	0-0	0
TOTALS	1,501	1,019	482	36-306	23-342	23

1981 GAMES STARTED

OFFENSE

DEFENSE

QB Morton, Craig	16	DE Chavous, Barney	16
RB Parros, Rick	16	DE Jones, Rulon	16
RB Preston, Dave	15	NT Carter, Ruben	16
WR Moses, Haven	6	LB Evans, Larry	16
WR Upchurch, Rick	10	LB Gradishar, Randy	16
WR Watson, Steve	12	LB Jackson, Tom	16
WR Wilson, Steve	1	LB Swenson, Bob	16
TE Eglolf, Ron	5	CB Kyle, Aaron	16
TE Odoms, Riley	15	CB Smith, Dennis	5
C Bryan, Billy	13	CB Smith, Perry	3
C Hyde, Glenn	3	CB Wright, Louis	8
T Clark, Kelvin	3	S Foley, Steve	12
T Lanier, Ken	1	S Harden, Mike	4
T Minor, Claudie	13	S Thompson, Billy	16
T Studdard, Dave	16		
G Glasick, Tom	16		
G Howard, Paul	15		

1981 COACHES

Dan Reeves (Head Coach), **Joe Collier** (Defensive Coordinator), **Rod Dowhower** (Wide Receivers), **Jerry Frei** (Offensive Line), **Reed Johnson** (Special Teams), **Stan Jones** (Defensive Line), **Charlie Lee** (Running Backs), **Richie McCabe** (Defensive Backs), **Nick Nicolau** (Special Assistant), **Fran Poltfoot** (Tight Ends), **Bob Zeman** (Linebackers).

1981 LEADERS / RANKINGS

INDIVIDUAL	PLAYER	NO.	AFR RANK	NFL RANK	NFL LEADER	NO.
Points	Steinfolt	87	6	15†	Murray (DET/SFO)(DAL)	121
Rushing Yards	Parros	749	12	24	Rogers (NO)	1,674
Passing Yards	Morton	3,195	6	11	Fouts (SD)	4,802
Passer Rating	Morton	90.6	2†	2†	Anderson (CIN)	98.4
Receiving Yards	Watson	1,244	1†	3†	Jenkins (ATL)	1,358
Receptions	Watson	60	13	2†	Winslow (SD)	88
Interceptions	Foley	5	6†	21†	Walls (DAL)	11

OFFENSE	NO.	AFR RANK	NFL RANK	NFL LEADER	NO.
Points Per Game	20.1	9	17	San Diego	29.9
Total Yards Per Game	339.1	7	14	San Diego	421.5
Yards Per Play	5.1	7†	14†	San Diego	6.0
Rushing Yards Per Game	118.4	11	21	Detroit	174.7
Net Passing Yards Per Game	220.7	5	8	San Diego	296.2

DEFENSE	NO.	AFR RANK	NFL RANK	NFL LEADER	NO.
Points Per Game	18.1	4	9	Philadelphia	13.8
Total Yards Per Game	304.9	2	6	Philadelphia	277.9
Yards Per Play	4.9	3†	9†	New York Giants	4.2
Rushing Yards Per Game	125.3	7	13	Detroit	101.4
Net Passing Yards Per Game	179.6	2	5	Philadelphia	168.5

1981 KEY AWARDS

Pro Bowl (4): LB Randy Gradishar, LB Bob Swenson, S Billy Thompson, WR Steve Watson. **AP All-Pro (2):** LB Randy Gradishar (second team), LB Bob Swenson (first team).

1981 NFL STANDINGS

AFC EAST

Team	W	L	T	Pct	PF	PA
y-Miami	11	4	1	.719	345	275
x-New York Jets	10	5	1	.656	355	287
x-Buffalo	10	6	0	.625	311	276
New England	2	14	0	.125	322	370
Baltimore	2	14	0	.125	259	533

AFC CENTRAL

Team	W	L	T	Pct	PF	PA
*y-Cincinnati	12	4	0	.750	421	304
Pittsburgh	8	8	0	.500	356	297
Houston	7	9	0	.438	281	355
Cleveland	5	11	0	.313	276	375

AFC WEST

Team	W	L	T	Pct	PF	PA
y-San Diego	10	6	0	.625	478	390
Denver	10	6	0	.625	321	289
Kansas City	9	7	0	.563	343	290
Oakland	7	9	0	.438	273	343
Seattle	6	10	0	.375	322	388

NFC EAST

Team	W	L	T	Pct	PF	PA
y-Dallas	12	4	0	.750	367	277
x-Philadelphia	10	6	0	.625	368	221
x-New York Giants	9	7	0	.563	295	257
Washington	8	8	0	.500	347	349
St. Louis	7	9	0	.438	315	408

NFC CENTRAL

Team	W	L	T	Pct	PF	PA
y-Tampa Bay	9	7	0	.563	315	268
Detroit	8	8	0	.500	397	322
Green Bay	8	8	0	.500	324	361
Minnesota	7	9	0	.438	325	369
Chicago	6	10	0	.375	253	324

NFC WEST

Team	W	L	T	Pct	PF	PA
*y-San Francisco	13	3	0	.813	357	250
Atlanta	7	9	0	.438	426	355
Los Angeles	6	10	0	.375	303	351
New Orleans	4	12	0	.250	207	378

*x - Wild Card Qualifier; y - Division Title; * - Home-field Advantage*

WILD CARD PLAYOFF GAMES

12/27 - Buffalo 31, at New York Jets 27
12/27 - New York Giants 27, at Philadelphia 21

DIVISIONAL PLAYOFF GAMES

1/2 - San Diego 41, at Miami 38 (OT)
1/2 - at Dallas 38, Tampa Bay 0
1/3 - at Cincinnati 28, Buffalo 21
1/3 - at San Francisco 38, New York Giants 24

CONFERENCE CHAMPIONSHIPS

1/10 - at Cincinnati 27, San Diego 7
1/10 - at San Francisco 28, Dallas 27

SUPER BOWL XVI (PONTIAC, MICH.)

1/24 - San Francisco 26, Cincinnati 21

1980 FINAL STATISTICS (8-8)

Head Coach: Red Miller AFC West: 4th Home Stadium: Mile High Stadium

Date	W-L	Score	Opponent	Attendance	RUSHING	No.	Yds.	Avg.	Long	TD
Sept 7	L	6-27	at Philadelphia	70,307	Jensen	101	476	4.7	32	2
Sept 14	W	41-20	Dallas	74,919	Armstrong	106	470	4.4	20	4
Sept 21	L	13-30	San Diego	74,970	Preston	111	385	3.5	19	4
Sept 29	L	14-23	at New England	59,602	Lytle	57	223	3.9	35	1
Oct 5	W	19-16	at Cleveland	81,065	Keyworth	38	127	3.3	14	1
Oct 13	W	20-17	Washington	74,657	McCutcheon	12	52	4.3	12	0
Oct 19	L	17-23	Kansas City	74,459	Upchurch	5	49	9.8	21	0
Oct 26	W	14-9	at New York Giants	67,598	Robinson	21	47	2.2	22	3
Nov 2	L	16-20	Houston	74,717	Morton	21	29	1.4	9	1
Nov 9	W	20-13	at San Diego	51,435	Moorehead	6	7	3.5	4	0
Nov 16	W	31-24	New York Jets	72,114	Knapple	6	0	0.0	0	0
Nov 23	W	36-20	Seattle	73,274	BRONCOS	480	1865	3.9	35	16
Dec 1	L	3-9	at Oakland	51,583	OPPONENTS	554	2117	3.8	55	10
Dec 7	L	14-31	at Kansas City	40,237						
Dec 14	L	21-24	Oakland	73,974						
Dec 21	W	25-17	at Seattle	51,853						

TEAM STATISTICS	Den	Opp
TOTAL FIRST DOWNS	286	303
Rushing	107	125
Passing	158	158
Penalty	21	20
3RD DOWN: MADE/ATT	84/223	91/228
3rd Down Pct.	37.7	39.9
TOTAL NET YARDS	4642	5242
Avg. Per Game	290.1	327.6
Total Plays	992	1043
Avg. Per Play	4.7	5.0
NET YARDS RUSHING	1865	2117
Avg. Per Game	116.6	132.3
Total Rushes	480	554
NET YARDS PASSING	2777	3125
Avg. Per Game	173.6	195.3
Sacked/Yards Lost	44/330	39/324
Gross Yards	3107	3449
Att./Completions	467/262	449/270
Completion Pct.	56.1	60.1
Had Intercepted	25	16
Average per Pass Play	5.4	6.4
PUNTS/AVERAGE	70/43.9	70/41.6
NET PUNTING AVG	35.9	34.1
TOTAL RETURN YARDAGE	2041	2021
Punt Returns/Average	42/9.7	52/8.5
Kickoff Returns/Average	62/20.4	55/21.6
Intercept. Ret./Average	16/21.4	25/15.6
PENALTIES/YARDS	93/899	101/850
FUMBLES/BALL LOST	25/12	26/12
TOUCHDOWNS	33	34
Rushing	16	10
Passing	14	20
Returns	3	4
Extra Points Made/Attempts	32/33	32/34
Field Goals Made/Attempts	26/34	29/40
TOTAL POINTS	310	323

SCORE BY PERIODS	1	2	3	4	OT	Total
BRONCOS	63	90	86	71	0	310
OPPONENTS	39	158	38	88	0	323

SCORING	TD	Ru	Pa	Rt	PAT	FG	S	PTS
Steinfort	0	0	0	0	32/33	26/34	0	110
Odoms	6	0	6	0	0/0	0/0	0	36
Moses	4	0	4	0	0/0	0/0	0	24
Preston	4	4	0	0	0/0	0/0	0	24
Armstrong	4	4	0	0	0/0	0/0	0	24
Robinson	3	3	0	0	0/0	0/0	0	18
Upchurch	3	0	3	0	0/0	0/0	0	18
Jensen	3	2	1	0	0/0	0/0	0	18
Lytle	1	1	0	0	0/0	0/0	0	6
Morton	1	1	0	0	0/0	0/0	0	6
Gradishar	1	0	0	1	0/0	0/0	0	6
Latimer	1	0	0	1	0/0	0/0	0	6
Keyworth	1	1	0	0	0/0	0/0	0	6
Thompson	1	0	0	1	0/0	0/0	0	6
Jones	0	0	0	0	0/0	0/0	1	2
BRONCOS	33	16	14	3	32/33	26/34	1	310
OPPONENTS	34	10	20	4	32/34	29/40	0	323

PASSING	Att.	Comp.	Yds.	Comp.%	Yd./Att.	TD	TD%	Int	Int%	LG	Sack/Lost	Rtg.
Morton	301	183	2150	60.8	7.14	12	4.0	13	4.3	41	26/190	77.8
Robinson	162	78	942	48.1	5.81	2	1.2	12	7.4	52	17/136	39.5
Knapple	4	1	15	25.0	3.75	0	0.0	0	0.0	15	0/0	42.7
McCutcheon	0	0	0	0.0	0.00	0	0.0	0	0.0	0	1/4	39.5
BRONCOS	467	262	3107	56.1	6.65	14	3.0	25	5.4	52	44/330	64.0
OPPONENTS	449	270	3449	60.1	7.68	20	4.5	16	3.6	56t	39/324	84.1

RECEIVING	No.	Yds.	Avg.	Long	TD
Jensen	49	377	7.7	28	1
Upchurch	46	605	13.2	35	3
Odoms	39	590	15.1	30	6
Moses	38	674	17.7	33	4
Preston	35	309	8.8	36	0
Lytle	18	177	9.8	27	0
Keyworth	7	87	5.8	22	0
Armstrong	7	23	3.3	8	0
Watson	6	146	24.3	52	0
Egloff	6	85	14.2	24	0
Brunson	1	15	15.0	15	0
McCutcheon	1	12	12.0	12	0
Larson	1	7	7.0	7	0
BRONCOS	262	3107	11.9	52	14
OPPONENTS	270	3449	12.8	56t	20

INTERCEPTIONS	No.	Yds.	Avg.	Long	TD
Foley	4	115	28.8	36	0
Gradishar	2	96	48.0	93t	1
Thompson	2	49	24.5	36	0
Smith	2	3	1.5	3	0
Ryan	1	21	21.0	21	0
Harvey	1	18	18.0	18	0
Latimer	1	15	15.0	15t	1
Evans	1	13	13.0	13	0
Jackson	1	11	11.0	11	0
Nairne	1	2	2.0	2	0
BRONCOS	16	343	21.4	93t	2
OPPONENTS	25	390	15.6	66t	2

PUNTING	No.	Yds.	Avg.	TB	In20	Long	B
Prestridge	70	3076	43.9	6	10	57	0
OPPONENTS	70	2914	41.6	6	13	64	0

PUNT RETURNS	No.	FC	Yds.	Avg.	Long	TD
Upchurch	37	6	353	9.5	34	0
Harden	2	0	36	18.0	23	0
Brunson	2	0	12	6.0	12	0
Preston	1	0	7	7.0	7	0
BRONCOS	42	6	408	9.7	34	0
OPPONENTS	52	4	443	8.5	75t	1

KICKOFF RETURNS	No.	Yds.	Avg.	Long	TD
Brunson	40	923	23.1	53	0
Harden	12	214	17.8	35	0
Preston	5	106	21.2	26	0
Lytle	1	19	19.0	19	0
Moorehead	1	18	18.0	18	0
Jensen	1	5	5.0	5	0
Watson	1	5	5.0	5	0
Ryan	1	0	0.0	0	0
BRONCOS	62	1290	20.8	53	0
OPPONENTS	55	1188	21.6	38	0

FIELD GOAL BREAKDOWN	Distance	1-19	20-29	30-39	40-49	50+	Total
Steinfort	2/2	5/5	4/5	10/14	5/8		26/34
OPPONENTS	2/2	9/11	10/14	7/9	1/4		29/40

SACKS: Jones 11.5, Boyd 9, T. Jackson 5.5, Chavous 4.5, Carter 3.5, Manor 2, Latimer 1, Evans 1, Gradishar 1, **TOTAL 39.0**

1980 DEFENSIVE STATS

(based on coaches' film review)

	TT	UT	A	S-YDS	I-YDS	FR
1 Gradishar	250	150	100	1-6	2-96	0
2 Evans	170	112	58	1-9	1-13	0
3 T. Jackson	169	106	63	5.5-53	0-0	0
4 Nairne	150	109	41	0-0	1-2	2
5 Thompson	122	81	41	0-0	2-49	0
6 Carter	111	76	35	3.5-36	0-0	2
7 Foley	106	77	29	0-0	4-115	0
8 Chavous	101	55	46	4.5-40	0-0	1
9 Jones	82	47	35	11.5-98	0-0	1
10 Wright	76	59	17	0-0	0-0	2
11 Kyle	72	53	19	0-0	0-0	1
12 Latimer	71	50	21	1-8	1-15	0
13 Manor	64	40	24	2-18	0-0	1
14 Boyd	42	27	15	9-87	0-0	1
15 Rizzo	35	22	13	0-0	0-0	0
16 Ryan	29	18	11	0-0	1-21	0
17 Harvey	27	20	7	0-0	1-18	0
18 Short	24	15	9	0-0	0-0	0
19 B. Jackson	23	17	6	0-0	1-11	0
20 P. Smith	7	5	2	0-0	2-3	0
21 Harden	3	3	0	0-0	0-0	0
TOTALS	1,734	1,142	592	39-355	16-343	11

1980 GAMES STARTED

OFFENSE

DEFENSE

QB Morton, Craig	9	DE Chavous, Barney	16
QB Robinson, Matt	7	DE Jones, Rulon	1
RB Armstrong, Otis	6	DE Manor, Brison	15
RB Jensen, Jim	13	NT Carter, Rubin	16
RB Keyworth, Jon	3	LB Evans, Larry	12
RB Preston, Dave	10	LB Gradishar, Randy	16
WR Moses, Haven	14	LB Jackson, Tom	16
WR Upchurch, Rick	14	LB Nairne, Rob	16
WR Watson, Steve	1	LB Rizzo, Joe	4
TE Egloff, Ron	4	CB Kyle, Aaron	9
TE Odoms, Riley	15	CB Smith, Perry	1
C Bryan, Billy	16	CB Wright, Louis	15
T Clark, Kelvin	5	S Foley, Steve	16
T Minor, Claudie	15	S Harvey, Maurice	3
T Studdard, Dave	12	S Jackson, Bernard	4
G Glassic, Tom	14	S Thompson, Billy	16
G Howard, Paul	13		
G Hyde, Glenn	5		

1980 COACHES

Red Miller (Head Coach), **Marv Braden** (Special Teams), **Joe Collier** (Defensive Coordinator), **Whitey Doveil** (Offensive Line), **Rod Dowhower** (Offensive Coordinator), **Stan Jones** (Defensive Line), **Richie McCabe** (Defensive Backs), **Fran Polstoit** (Wide Receivers), **Paul Roach** (Offensive Backfield), **Bob Zeman** (Linebackers).

1980 LEADERS / RANKINGS

INDIVIDUAL	PLAYER	NO.	AFC RANK	NFL RANK	NFL LEADER	NO.
Points	Steinfort	110	3	4	Smith (NE)	129
Rushing Yards	Jensen	476	20	39	Campbell (HOU)	1,934
Passing Yards	Morton	2,150	12	24	Fouts (SD)	4,715
Passer Rating	Morton	77.8	3	10	Sipe (CLE)	91.4
Receiving Yards	Moses	674	21	37	Jefferson (SD)	1,340
Receptions	Jensen	49	14t	23t	Winslow (SD)	89
Interceptions	Foley	4	7t	7t	Hayes (OAK)	13

OFFENSE	NO.	AFC RANK	NFL RANK	NFL LEADER	NO.
Points Per Game	19.4	9	16	Dallas	28.4
Total Yards Per Game	290.1	12	25	San Diego	400.6
Yards Per Play	4.7	10	21t	San Diego	5.6
Rushing Yards Per Game	116.6	12	20	Los Angeles	174.9
Net Passing Yards Per Game	173.6	10	18	San Diego	283.2

DEFENSE	NO.	AFC RANK	NFL RANK	NFL LEADER	NO.
Points Per Game	20.2	8	16	Philadelphia	13.9
Total Yards Per Game	327.6	10	15	Buffalo	256.3
Yards Per Play	5.0	9t	15t	Philadelphia	4.3
Rushing Yards Per Game	132.3	12	20	Philadelphia	101.1
Net Passing Yards Per Game	195.3	9	15	Washington	156.5

1980 KEY AWARDS

All-Pro (2): LB Randy Gradishar (*The Sporting News*), K Fred Steinfort (*Pro Football Weekly*, *The Sporting News*). **Pro Football Weekly Golden Toe Award:** K Fred Steinfort.

1980 NFL STANDINGS

AFC EAST

Team	W	L	T	Pct	PF	PA
y-Buffalo	11	5	0	.688	320	260
New England	10	6	0	.625	441	325
Miami	8	8	0	.500	266	305
Baltimore	7	9	0	.438	355	387
New York Jets	4	12	0	.250	302	395

AFC CENTRAL

Team	W	L	T	Pct	PF	PA
y-Cleveland	11	5	0	.688	357	310
x-Houston	11	5	0	.688	295	251
Pittsburgh	9	7	0	.563	352	313
Cincinnati	6	10	0	.375	244	312

AFC WEST

Team	W	L	T	Pct	PF	PA
*y-San Diego	11	5	0	.688	418	327
x-Oakland	11	5	0	.688	364	306
Kansas City	8	8	0	.500	319	336
Denver	8	8	0	.500	310	323
Seattle	4	12	0	.250	291	408

NFC EAST

Team	W	L	T	Pct	PF	PA
y-Philadelphia	12	4	0	.750	384	222
x-Dallas	12	4	0	.750	454	311
Washington	6	10	0	.375	261	293
St. Louis	5	11	0	.313	299	350
New York Giants	4	12	0	.250	249	425

NFC CENTRAL

Team	W	L	T	Pct	PF	PA
y-Minnesota	9	7	0	.563	317	308
Detroit	9	7	0	.563	334	272
Chicago	7	9	0	.438	304	264
Tampa Bay	5	10	1	.344	271	341
Green Bay	5	10	1	.344	231	371

NFC WEST

Team	W	L	T	Pct	PF	PA
*y-Atlanta	12	4	0	.750	405	272
x-Los Angeles	11	5	0	.688	424	289
San Francisco	6	10	0	.375	320	415
New Orleans	1	15	0	.063	291	487

x - Wild Card Qualifier; y - Division Title; * - Home-field Advantage

WILD CARD PLAYOFF GAMES

12/28 - at Oakland 27, Houston 7
12/28 - at Dallas 34, Los Angeles 13

DIVISIONAL PLAYOFF GAMES

1/3 - at San Diego 20, Buffalo 14
1/3 - at Philadelphia 31, Minnesota 16
1/4 - Oakland 14, at Cleveland 12
1/4 - Dallas 30, at Atlanta 27

CONFERENCE CHAMPIONSHIPS

1/11 - Oakland 34, at San Diego 27
1/11 - at Philadelphia 20, Dallas 7

SUPER BOWL XV (NEW ORLEANS)

1/25 - Oakland 27, Philadelphia 10

1979 FINAL STATISTICS (10-6)

Head Coach: Red Miller **AFC West:** 2nd **Home Stadium:** Mile High Stadium

Date	W-L	Score	Opponent	Attendance	RUSHING	No.	Yds.	Avg.	Long	TD
Sept 2	W	10-0	Cincinnati	74,788	Armstrong	108	453	4.2	26	2
Sept 6	L	9-13	Los Angeles	74,884	Jensen	106	400	3.8	30	1
Sept 16	W	20-17	at Atlanta (OT)	57,677	Lytle	102	371	3.6	19	4
Sept 23	W	37-34	Seattle	74,879	Keyworth	81	323	4.0	17	1
Sept 30	L	3-27	at Oakland	52,632	Preston	43	169	3.9	18	1
Oct 7	W	7-0	San Diego	74,997	Canada	36	143	4.0	17	0
Oct 14	W	24-10	at Kansas City	74,997	Weese	18	116	6.4	20	3
Oct 22	L	7-42	at Pittsburgh	74,292	Prestridge	1	29	29.0	29	0
Oct 28	W	20-3	Kansas City	49,699	Morton	23	13	0.6	7	1
Nov 4	W	10-3	New Orleans	74,908	Upchurch	3	17	5.7	18	0
Nov 11	W	45-10	New England	74,482	Dixon	3	9	3.0	7	0
Nov 18	W	38-28	at San Francisco	74,379	Odoms	1	-7	-7.0	-7	0
Nov 25	L	10-14	Oakland	42,910	BRONCOS	525	2036	3.8	30	13
Dec 2	W	19-16	at Buffalo	74,186	OPPONENTS	502	1693	3.4	72	16
Dec 8	L	23-28	at Seattle	37,886						
Dec 17	L	7-17	at San Diego	60,038						
				51,906						

TEAM STATISTICS		Den	Opp
TOTAL FIRST DOWNS			
Rushing		306	273
Passing		130	100
Penalty		149	146
3RD DOWN: MADE/ATT		77/222	95/248
3rd Down Pct.		34.7	38.3
TOTAL NET YARDS			
Avg. Per Game		5142	4852
Total Plays		321.4	303.3
Avg. Per Play		1044	1033
Avg. Per Play		4.9	4.7
NET YARDS RUSHING			
Avg. Per Game		2040	1693
Total Rushes		127.5	105.8
Avg. Per Rush		524	502
NET YARDS PASSING			
Avg. Per Game		3102	3159
Sacked/Yards Lost		193.9	197.4
Gross Yards		44/331	19/162
Att./Completions		3433	3321
Completion Pct.		476/296	512/296
Had Intercepted		54.6	57.8
PUNTS/AVERAGE		89/39.9	88/42.1
NET PUNTING AVG		33.0	34.1
PENALTIES/YARDS		116/1006	118/1033
FUMBLES/BALL LOST		35/18	30/19
TOUCHDOWNS			
Rushing		36	31
Passing		13	16
Returns		18	11
TOTAL POINTS		5	4
		289	262

SCORE BY PERIODS	1	2	3	4	OT	Total
BRONCOS	64	83	99	40	3	289
OPPONENTS	37	107	44	74	0	262

SCORING	TD	Ru	Pa	Rt	PAT	FG	S	PTS
Turner	0	0	0	0	32/34	13/21	0	71
Upchurch	7	0	7	0	0/0	0/0	0	42
Moses	6	0	6	0	0/0	0/0	0	36
Lytle	4	4	0	0	0/0	0/0	0	24
Weese	3	3	0	0	0/0	0/0	0	18
Armstrong	3	2	1	0	0/0	0/0	0	18
Preston	2	1	1	0	0/0	0/0	0	12
Jensen	2	1	1	0	0/0	0/0	0	12
Morton	1	1	0	0	0/0	0/0	0	6
Keyworth	1	1	0	0	0/0	0/0	0	6
Odoms	1	0	1	0	0/0	0/0	0	6
Studdard	1	0	1	0	0/0	0/0	0	6
Swenson	1	0	0	1	0/0	0/0	0	6
Nairne	1	0	0	1	0/0	0/0	0	6
Thompson	1	0	0	1	0/0	0/0	0	6
Wright	1	0	0	1	0/0	0/0	0	6
Carter	1	0	0	1	0/0	0/0	0	6
TEAM	0	0	0	0	0/0	0/0	1	2
BRONCOS	36	13	18	5	32/34	13/21	1	289
OPPONENTS	31	16	11	4	31/31	15/26	0	262

RECEIVING	No.	Yds.	Avg.	Long	TD
Upchurch	64	937	14.6	47	7
Moses	54	943	17.5	64t	6
Odoms	40	638	16.0	45	1
Jensen	19	144	7.6	25t	1
Preston	19	137	7.2	19	1
Keyworth	18	132	7.3	18	0
Armstrong	14	138	9.9	17	1
Lytle	13	93	7.2	12	0
Watson	6	83	13.8	22	0
Egloff	5	70	14.0	22	0
Dolbin	3	74	24.7	45	0
Canada	3	36	12.0	15	0
Turner	1	6	6.0	6	0
Studdard	1	2	2.0	2t	1
BRONCOS	260	3433	13.2	64t	18
OPPONENTS	296	3321	11.2	65	11

INTERCEPTIONS	No.	Yds.	Avg.	Long	TD
Foley	6	14	2.3	7	0
Thompson	4	57	14.3	28	0
Swenson	3	0	0.0	0	0
Rizzo	2	25	12.5	25	0
Wright	2	20	10.0	15	0
T. Jackson	1	34	34.0	34	0
West	1	26	26.0	26	0
B. Jackson	0	*13	—	13	0
BRONCOS	19	189	9.9	34	0
OPPONENTS	23	291	12.7	50t	1

PUNTING	No.	Yds.	Avg.	TB	In20	Long	B
Prestridge	89	3555	39.9	7	17	63	0
OPPONENTS	88	3705	42.1	15	20	62	0

PUNT RETURNS	No.	Yds.	Avg.	Long	TD
Upchurch	30	5	304	10.1	44
Preston	7	1	78	11.1	22
Pane	5	3	20	4.0	10
West	1	0	-1	-1.0	-1
BRONCOS	43	9	401	9.3	44
OPPONENTS	52	11	480	9.2	33

KICKOFF RETURNS	No.	Yds.	Avg.	Long	TD
Pane	18	354	19.7	30	0
Preston	13	336	25.8	37	0
Upchurch	5	79	15.8	26	0
B. Jackson	4	53	13.3	21	0
Dixon	3	53	17.7	24	0
Canada	3	31	10.3	18	0
Grant	1	25	25.0	25	0
Armstrong	1	21	21.0	21	0
Kinney	1	14	14.0	14	0
Egloff	1	0	0.0	0	0
BRONCOS	50	966	19.3	37	0
OPPONENTS	57	1173	20.6	85t	1

FIELD GOAL BREAKDOWN	Distance	1-19	20-29	30-39	40-49	50+	Total
Turner	1/1	7/9	4/8	1/3	0/0	0/0	13/21
OPPONENTS	0/0	9/10	4/7	2/8	0/1	0/1	15/26

TURNER: (37N,37G) () (24G,32N,24G) (27G) (32N, 19G) () (28G,40B) () () (27G,37N) (49G) (32G) (30G) (23G,22N,28N,32G) (41N,29G) ()

SACKS: Manor 6.5, Chavous 4, T. Jackson 3.5, Evans 1.5, Latimer 1, Radford 1, Thompson 1, Grant 1, **TOTAL 19.0**

PASSING	Att.	Comp.	Yds.	Comp.%	Yd./Att.	TD	TD%	Int	Int%	LG	Sack/Lost	Rtg.
Morton	370	204	2626	55.1	7.10	16	4.3	19	5.1	64t	31/245	70.6
Weese	97	53	731	54.6	7.54	1	1.0	3	3.1	50	13/86	69.4
Penrose	5	2	44	40.0	8.80	0	0.0	1	20.0	29	0/0	70.3
Keyworth	1	1	32	100.0	32.00	1	100.0	0	0.0	32t	0/0	158.3
Preston	1	0	0	0.0	0.00	0	0.0	0	0.0	0	0/0	39.5
Upchurch	1	0	0	0.0	0.00	0	0.0	0	0.0	0	0/0	39.5
Prestridge	1	0	0	0.0	0.00	0	0.0	0	0.0	0	0/0	39.5
BRONCOS	476	260	3433	54.6	7.21	18	3.8	23	4.8	64t	44/331	70.3
OPPONENTS	512	296	3321	57.8	6.49	11	2.1	19	3.7	65	19/162	68.8

1979 DEFENSIVE STATS

(based on coaches' film review)

	TT	UT	A	S-YDS	I-YDS	FR
1 Gradishar	235	146	89	0-0	0-0	1
2 Swenson	163	110	53	0-0	3-0	4
3 Chavous	122	82	40	4-31	0-0	0
4 Rizzo	121	85	36	0-0	2-25	1
5 T. Jackson	107	71	36	3.5-25	1-34	2
6 Manor	102	72	30	6.5-59	0-0	1
7 Thompson	101	74	27	1-9	4-57	1
8 Carter	91	46	45	0-0	0-0	2
9 Wright	90	73	17	0-0	2-20	0
10 Foley	79	62	17	0-0	6-14	1
11 Grant	66	43	23	0.5-7	0-0	1
12 Latimer	64	44	20	1-9	0-0	1
13 Evans	59	46	13	1.5-15	0-0	0
West	59	37	22	0-0	1-26	1
15 B. Jackson	56	34	22	0-0	0-0	0
16 Nairne	46	32	14	0-0	0-0	0
17 Radford	17	9	8	1-6	0-0	1
18 Pane	6	4	2	0-0	0-0	0
19 Ryan	5	4	1	0-0	0-0	1
20 Lathrop	1	1	0	0-0	0-0	0
TOTALS	1,590	1,075	515	19-161	19-189	18

1979 GAMES STARTED

OFFENSE	DEFENSE	
QB Morton, Craig	10 DE Chavous, Barney	16
QB Weese, Norris	6 DE Manor, Brison	16
RB Armstrong, Otis	1 NT Carter, Rubin	15
RB Jensen, Jim	7 NT Latimer, Don	1
RB Keyworth, Jon	9 LB Evans, Larry	4
RB Lytle, Rob	12 LB Gradishar, Randy	15
RB Preston, Dave	3 LB Jackson, Tom	13
WR Moses, Haven	16 LB Nairne, Rob	4
WR Upchurch, Rick	16 LB Rizzo, Joe	12
TE Egloff, Ron	4 LB Swenson, Bob	16
TE Odoms, Riley	12 CB Foley, Steve	16
C Bryan, Billy	16 CB Wright, Louis	16
T Minor, Claudie	16 S Jackson, Bernard	9
T Studdard, Dave	16 S Thompson, Billy	16
G Glassic, Tom	16 S West, Charlie	7
G Howard, Paul	16	

1979 COACHES

Red Miller (Head Coach), **Marv Braden** (Special Teams), **Joe Collier** (Defensive Coordinator), **Whitley Dovell** (Offensive Line), **Stan Jones** (Defensive Line), **Richie McCabe** (Defensive Backs), **Babe Parilli** (Quarterbacks), **Fran Polisfoot** (Wide Receivers), **Paul Roach** (Offensive Backfield), **Bob Zeman** (Linebackers).

1979 LEADERS / RANKINGS

INDIVIDUAL	PLAYER	NO.	AFC RANK	NFL RANK	NFL LEADER	NO.
Points	Turner	71	11	18	Smith (NE)	115
Rushing Yards	Armstrong	453	22	44	Campbell (HOU)	1,697
Passing Yards	Morton	2,626	10	16	Fouts (SD)	4,082
Passer Rating	Morton	70.7	11	16	Staubach (DAL)	92.3
Receiving Yards	Moses	943	9	15	Largent (SEA)	1,237
Receptions	Upchurch	64	5	9	Washington (BAL)	82
Interceptions	Foley	6	4t	6t	Reinfelt (HOU)	12

OFFENSE	NO.	AFC RANK	NFL RANK	NFL LEADER	NO.
Points Per Game	18.1	11	20	Pittsburgh	26.0
Total Yards Per Game	321.4	8	12	Pittsburgh	391.1
Yards Per Play	4.9	6	9	Pittsburgh	5.8
Rushing Yards Per Game	127.5	9	18	New York Jets	165.4
Net Passing Yards Per Game	193.9	9	13	San Diego	244.7

DEFENSE	NO.	AFC RANK	NFL RANK	NFL LEADER	NO.
Points Per Game	16.4	3t	5t	Tampa Bay	14.8
Total Yards Per Game	303.3	5	10	Tampa Bay	246.8
Yards Per Play	4.7	5	11	Tampa Bay	3.9
Rushing Yards Per Game	105.8	1	1	Denver	105.8
Net Passing Yards Per Game	197.4	11	23	Tampa Bay	129.8

1979 KEY AWARDS

Pro Bowl (4): LB Randy Gradishar, LB Tom Jackson, WR Rick Upchurch, CB Louis Wright. **AP All-Pro (3):** LB Randy Gradishar (second team), WR Rick Upchurch (second team), CB Louis Wright (first team).

1979 NFL STANDINGS

AFC EAST

Team	W	L	T	Pct	PF	PA
y-Miami	10	6	0	.625	341	257
New England	9	7	0	.563	411	326
New York Jets	8	8	0	.500	337	383
Buffalo	7	9	0	.438	268	279
Baltimore	5	11	0	.313	271	351

AFC CENTRAL

Team	W	L	T	Pct	PF	PA
y-Pittsburgh	12	4	0	.750	416	262
x-Houston	11	5	0	.688	362	331
Cleveland	9	7	0	.563	359	352
Cincinnati	4	12	0	.250	337	421

AFC WEST

Team	W	L	T	Pct	PF	PA
*y-San Diego	12	4	0	.750	411	246
x-Denver	10	6	0	.625	289	262
Seattle	9	7	0	.563	378	372
Oakland	9	7	0	.563	365	337
Kansas City	7	9	0	.438	238	262

NFC EAST

Team	W	L	T	Pct	PF	PA
*y-Dallas	11	5	0	.688	371	313
x-Philadelphia	11	5	0	.688	339	282
Washington	10	6	0	.625	348	295
New York Giants	6	10	0	.375	237	323
St. Louis	5	11	0	.313	307	358

NFC CENTRAL

Team	W	L	T	Pct	PF	PA
y-Tampa Bay	10	6	0	.625	273	237
x-Chicago	10	6	0	.625	306	249
Minnesota	7	9	0	.438	259	337
Green Bay	5	11	0	.313	246	316
Detroit	2	14	0	.125	219	365

NFC WEST

Team	W	L	T	Pct	PF	PA
y-Los Angeles	9	7	0	.563	323	309
New Orleans	8	8	0	.500	370	360
Atlanta	6	10	0	.375	300	388
San Francisco	2	14	0	.125	308	416

x - Wild Card Qualifier; y - Division Title; * - Home-field Advantage

WILD CARD PLAYOFF GAMES

12/23 - at Houston 13, Denver 7
12/23 - at Philadelphia 27, Chicago 17

DIVISIONAL PLAYOFF GAMES

12/29 - Houston 17, at San Diego 14
12/29 - at Tampa Bay 24, Philadelphia 17
12/30 - at Pittsburgh 34, Miami 14
12/30 - Los Angeles 21, at Dallas 19

CONFERENCE CHAMPIONSHIPS

1/6 - at Pittsburgh 27, Houston 13
1/6 - Los Angeles 9, at Tampa Bay 0

SUPER BOWL XIV (PASADENA, CALIF.)

1/20 - Pittsburgh 31, Los Angeles 19

1978 FINAL STATISTICS (10-6)

Head Coach: Red Miller AFC West: 1st Home Stadium: Mile High Stadium

Date	W-L	Score	Opponent	Attendance	RUSHING	No.	Yds.	Avg.	Long	TD
Sept 3	W	14-6	Oakland	74,904	Perrin	108	455	4.2	28	4
Sept 11	L	9-12	at Minnesota (OT)	46,508	Keyworth	112	444	4.0	30	3
Sept 17	W	27-14	San Diego	74,983	Armstrong	112	381	3.4	20	1
Sept 24	W	23-17	at Kansas City (OT)	60,593	Canada	79	365	4.6	47	3
Oct 1	W	28-7	Seattle	74,989	Lytle	81	341	4.2	25	2
Oct 8	L	0-23	at San Diego	50,077	Preston	66	296	4.5	16	1
Oct 16	W	16-7	Chicago	75,008	Morton	17	71	4.2	12	0
Oct 22	L	6-7	at Baltimore	54,057	Weese	17	48	2.8	8	1
Oct 29	W	20-17	at Seattle (OT)	62,948	Upchurch	5	31	6.2	11	0
Nov 5	L	28-31	New York Jets	74,983	Foley	1	14	14.0	14	0
Nov 12	W	19-7	at Cleveland	70,856	Odoms	2	5	2.5	7	0
Nov 19	W	16-3	Green Bay	74,965	Penrose	1	0	0.0	0	0
Nov 23	L	14-17	at Detroit	71,785	BRONCOS	601	2451	4.0	47	15
Dec 3	W	21-6	at Oakland	53,932	OPPONENTS	549	1979	3.6	76	12
Dec 10	W	24-3	Kansas City	74,149						
Dec 16	L	17-21	Pittsburgh	74,104						

TEAM STATISTICS	Den	Opp
TOTAL FIRST DOWNS	294	251
Rushing	129	106
Passing	137	120
Penalty	28	25
3RD DOWN: MADE/ATT	81/226	88/249
3rd Down Pct.	35.8	35.3
TOTAL NET YARDS	4829	4448
Avg. Per Game	301.8	278.0
Total Plays	1039	1016
Avg. Per Play	4.6	4.4
NET YARDS RUSHING	2451	1979
Avg. Per Game	143.2	123.7
Total Rushes	601	549
NET YARDS PASSING	2378	2469
Avg. Per Game	148.6	154.3
Sacked/Yards Lost	48/332	30/243
Gross Yards	2710	2712
Att./Completions	391/217	438/246
Completion Pct.	55.5	56.2
Had Intercepted	17	31
PUNTS/AVERAGE	96/36.4	88/39.9
NET PUNTING AVG	32.8	29.9
PENALTIES/YARDS	132/1092	114/894
FUMBLES/BALL LOST	28/17	28/13
TOUCHDOWNS	36	21
Rushing	15	12
Passing	17	9
Returns	4	0
TOTAL POINTS	282	198

SCORE BY PERIODS	1	2	3	4	OT	Total
BRONCOS	58	55	71	89	9	282
OPPONENTS	44	75	50	26	3	198

SCORING	TD	Ru	Pa	Rt	PAT	FG	S	PTS
Turner	0	0	0	0	31/35	11/22	0	64
Odoms	6	0	6	0	0/0	0/0	0	36
Perrin	5	4	1	0	0/0	0/0	0	30
Moses	5	0	5	0	0/0	0/0	0	30
Keyworth	4	3	1	0	0/0	0/0	0	24
Canada	3	3	0	0	0/0	0/0	0	18
Armstrong	2	1	1	0	0/0	0/0	0	12
Upchurch	2	0	1	1	0/0	0/0	0	12
Lytle	2	2	0	0	0/0	0/0	0	12
Preston	2	1	1	0	0/0	0/0	0	12
Weese	1	1	0	0	0/0	0/0	0	6
Thompson	1	0	0	1	0/0	0/0	0	6
Gradishar	1	0	0	1	0/0	0/0	0	6
T. Jackson	1	0	0	1	0/0	0/0	0	6
Egloff	1	0	1	0	0/0	0/0	0	6
Alzado	0	0	0	0	0/0	0/0	1	2
BRONCOS	36	15	17	4	31/35	11/22	1	282
OPPONENTS	21	12	9	0	21/21	17/27	0	198

RECEIVING	No.	Yds.	Avg.	Long	TD
Odoms	54	829	15.4	42t	6
Moses	37	744	20.1	42	5
Dolbin	24	284	11.8	21	0
Preston	24	199	8.3	21	1
Keyworth	21	166	7.9	20	1
Upchurch	17	210	12.4	29t	1
Armstrong	12	98	8.2	19	1
Perrin	10	54	5.4	13	1
Canada	6	37	6.2	12	0
Lytle	6	37	6.2	10	0
Egloff	4	33	8.3	15	1
Kinney	1	23	23.0	23	0
Turner	1	-4	-4.0	-4	0
BRONCOS	217	2710	12.4	42t	17
OPPONENTS	246	2712	11.0	75t	9

INTERCEPTIONS	No.	Yds.	Avg.	Long	TD
B. Jackson	6	128	21.2	38	0
Foley	6	84	14.0	30	0
Gradishar	4	19	4.8	8	0
Thompson	4	0	0.0	0	0
T. Jackson	3	28	9.3	28t	1
Rizzo	3	10	3.3	10	0
Turk	2	36	18.0	22	0
Wright	2	2	1.0	2	0
Swenson	1	0	0.0	0	0
BRONCOS	31	307	9.9	38	1
OPPONENTS	17	195	11.5	61	0

PUNTING	No.	Yds.	Avg.	TB	In20	Long	B
Dilts	96	3494	36.4	6	23	73	0
OPPONENTS	88	3510	39.9	15	14	60	2

PUNT RETURNS	No.	FC	Yds.	Avg.	Long	TD
Upchurch	36	2	493	13.7	75t	1
Preston	10	0	68	6.8	23	0
West	3	2	20	6.7	12	0
Thompson	1	0	3	3.0	3	0
Pane	1	0	-2	-2.0	1	0
BRONCOS	51	4	582	11.4	75t	1
OPPONENTS	47	21	226	4.8	55	0

KICKOFF RETURNS	No.	Yds.	Avg.	Long	TD
Perrin	12	256	21.3	33	0
B. Jackson	9	209	23.2	40	0
Upchurch	8	222	27.8	41	0
Preston	7	154	22.0	32	0
Keyworth	2	24	12.0	13	0
Pane	1	29	29.0	29	0
West	1	24	24.0	24	0
Schultz	1	20	20.0	20	0
Turk	1	14	14.0	14	0
BRONCOS	42	952	22.6	41	0
OPPONENTS	52	1223	23.5	51	0

FIELD GOAL BREAKDOWN	Distance	1-19	20-29	30-39	40-49	50+	Total
Turner	1/1	3/4	3/7	4/8	0/2	11/22	
OPPONENTS	2/3	8/9	4/7	3/8	0/2	11/27	

SACKS: Alzado 9, Carter 6.5, Chavous 4, T. Jackson 3, Latimer 2, Rizzo 2, Swenson 1.5, Grant 1.5, Nairne 1, Manor 0.5, **TOTAL 31.0**

PASSING	Att.	Comp.	Yds.	Comp.%	Yd./Att.	TD	TD%	Int	Int%	LG	Sack/Lost	Rtg.
Morton	267	146	1802	54.7	6.75	11	4.1	8	3.0	42t	36/238	76.9
Weese	87	55	723	63.2	8.31	4	4.6	5	5.7	31	12/94	80.9
Penrose	37	16	185	43.2	5.00	2	5.4	4	10.8	29	0/0	37.3
BRONCOS	391	217	2710	55.5	6.93	17	4.3	17	4.3	42t	48/332	73.6
OPPONENTS	438	246	2712	56.2	6.19	9	2.1	31	7.1	75t	30/243	52.1

1978 DEFENSIVE STATS

(based on coaches' film review)

	TT	UT	A	S-YDS	I-YDS	FR
1 Gradishar	286	196	90	0-0	4-19	2
2 Swenson	174	104	70	1.5-8	1-0	1
3 Carter	142	83	59	6.5-43	0-0	1
Rizzo	142	78	64	2-0	3-10	1
5 T. Jackson	126	67	59	3-23	3-28	0
6 Chavous	121	66	55	4-35.5	0-0	0
7 Alzado	118	77	41	9-68.5	0-0	0
8 Thompson	107	75	32	0-0	4-0	2
9 B. Jackson	91	60	31	0-0	6-128	0
10 Wright	77	59	18	0-0	2-2	2
11 Foley	56	47	9	0-0	6-84	0
12 Manor	47	29	18	0.5-9	0-0	0
13 Latimer	42	32	10	2-21	0-0	0
14 Nairne	35	19	16	1-8	0-0	0
15 Turk	29	17	12	0-0	2-36	0
Grant	29	16	13	1.5-18	0-0	2
17 Smith	25	11	14	0-0	0-0	1
18 Evans	18	10	8	0-0	0-0	0
19 West	17	6	11	0-0	0-0	0
TOTALS	1,682	1,052	630	31-234	31-307	12

1978 GAMES STARTED

OFFENSE		DEFENSE	
QB Morton, Craig	13	DE Alzado, Lyle	16
QB Penrose, Craig	2	DE Chavous, Barney	16
QB Weese, Norris	1	NT Carter, Rubin	16
RB Armstrong, Otis	9	LB Gradishar, Randy	16
RB Keyworth, Jon	16	LB Jackson, Tom	16
RB Lytle, Rob	7	LB Nairne, Bob	1
WR Dolbin, Jack	14	LB Rizzo, Joe	15
WR Moses, Haven	16	LB Swenson, Bob	15
TE Moore, Bob	2	LB Turk, Godwin	1
TE Odoms, Riley	16	CB Foley, Steve	16
C Bryan, Billy	12	CB Wright, Louis	16
C Maples, Bobby	5	S Jackson, Bernard	16
T Bain, Bill	1	S Thompson, Billy	16
T Minor, Claudie	16		
T Neville, Tom	15		
G Glassic, Tom	10		
G Howard, Paul	13		
G Hyde, Glenn	5		
G Schindler, Steve	3		

1978 COACHES

Red Miller (Head Coach), Marv Braden (Special Teams), Joe Collier (Defensive Coordinator), Ken Gray (Offensive Line), Stan Jones (Defensive Line), Richie McCabe (Defensive Backs), Babe Parilli (Quarterbacks), Fran Poltfoot (Wide Receivers), Paul Roach (Offensive Backfield), Bob Zeman (Linebackers).

1978 LEADERS / RANKINGS

INDIVIDUAL	PLAYER	NO.	AFR RANK	NFL RANK	NFL LEADER	NO.
Points	Turner	64	14	241	Corral (LA)	118
Rushing Yards	Perrin	455	28	95	Campbell (HOU)	1,450
Passing Yards	Morton	1,802	12	23	Tarkenton (MIN)	3,468
Passer Rating	Morton	76.9	5	7	Staubach (DAL)	84.9
Receiving Yards	Odoms	829	6	10	Largent (SEA)	1,168
Receptions	Odoms	54	6	12	Young (MIN)	88
Interceptions	Foley/B. Jackson	6	21	51	Darden (CLE)	10

OFFENSE	NO.	AFR RANK	NFL RANK	NFL LEADER	NO.
Points Per Game	17.8	11	15	Dallas	24.0
Total Yards Per Game	301.8	10	14	New England	372.8
Yards Per Play	4.6	12t	16t	New England	5.5
Rushing Yards Per Game	143.2	5	8	New England	197.8
Net Passing Yards Per Game	148.6	9	17	San Diego	222.9

DEFENSE	NO.	AFR RANK	NFL RANK	NFL LEADER	NO.
Points Per Game	12.4	2	2	Pittsburgh	12.2
Total Yards Per Game	278.0	2	6	Los Angeles	243.3
Yards Per Play	4.4	2	6t	Los Angeles	4.1
Rushing Yards Per Game	123.7	3	6	Dallas	107.6
Net Passing Yards Per Game	154.3	2	8	Buffalo	134.8

1978 KEY AWARDS

Pro Bowl (7): DE Lyle Alzado, LB Randy Gradishar, LB Tom Jackson, TE Riley Odoms, S Billy Thompson, WR Rick Upchurch, CB Louis Wright. **AP All-Pro (5):** DE Lyle Alzado (first team), LB Randy Gradishar (first team), LB Tom Jackson (first team), WR Rick Upchurch (first team), CB Louis Wright (first team). **AP NFL Defensive Player of the Year:** LB Randy Gradishar. **UPI AFC Defensive Player of the Year:** LB Randy Gradishar.

1978 NFL STANDINGS

AFC EAST

Team	W	L	T	Pct	PF	PA
y-New England	11	5	0	.688	358	286
x-Miami	11	5	0	.688	372	254
New York Jets	8	8	0	.500	359	364
Buffalo	5	11	0	.313	302	354
Baltimore	5	11	0	.313	239	421

AFC CENTRAL

Team	W	L	T	Pct	PF	PA
*y-Pittsburgh	14	2	0	.875	356	195
x-Houston	10	6	0	.625	283	298
Cleveland	8	8	0	.500	334	356
Cincinnati	4	12	0	.250	252	284

AFC WEST

Team	W	L	T	Pct	PF	PA
y-Denver	10	6	0	.625	282	198
Oakland	9	7	0	.563	311	283
Seattle	9	7	0	.563	345	358
San Diego	9	7	0	.563	355	309
Kansas City	4	12	0	.250	243	327

NFC EAST

Team	W	L	T	Pct	PF	PA
y-Dallas	12	4	0	.750	384	208
x-Philadelphia	9	7	0	.563	270	250
Washington	8	8	0	.500	273	283
New York Giants	6	10	0	.375	264	298
St. Louis	6	10	0	.375	248	296

NFC CENTRAL

Team	W	L	T	Pct	PF	PA
y-Minnesota	8	7	1	.531	294	306
Green Bay	8	7	1	.531	249	269
Detroit	7	9	0	.438	290	300
Chicago	7	9	0	.438	253	274
Tampa Bay	5	11	0	.313	241	259

NFC WEST

Team	W	L	T	Pct	PF	PA
*y-Los Angeles	12	4	0	.750	316	245
x-Atlanta	9	7	0	.563	240	290
New Orleans	7	9	0	.438	281	298
San Francisco	2	14	0	.125	219	350

x - Wild Card Qualifier; y - Division Title; * - Home-field Advantage

WILD CARD PLAYOFF GAMES

- 12/24 - Houston 17, at Miami 9
- 12/24 - at Atlanta 14, Philadelphia 13

DIVISIONAL PLAYOFF GAMES

- 12/30 - at Pittsburgh 33, Denver 10
- 12/30 - at Dallas 27, Atlanta 20
- 12/31 - Houston 31, at New England 14
- 12/31 - at Los Angeles 34, Minnesota 10

CONFERENCE CHAMPIONSHIPS

- 1/7 - at Pittsburgh 34, Houston 5
- 1/7 - Dallas 28, at Los Angeles 0

SUPER BOWL XIII (MIAMI)

- 1/21 - Pittsburgh 35, Dallas 31

1977 FINAL STATISTICS (12-2)

Head Coach: Red Miller AFC West: 1st Home Stadium: Mile High Stadium

Date	W-L	Score	Opponent	Attendance	RUSHING	No.	Yds.	Avg.	Long	TD
Sept 18	W	7-0	St. Louis	75,002	Armstrong	130	489	3.8	35	4
Sept 25	W	26-6	Buffalo	74,737	Perrin	110	456	4.1	62	3
Oct 2	W	24-13	at Seattle	53,108	Lytle	104	408	3.9	21	1
Oct 9	W	23-7	Kansas City	74,718	Keyworth	83	311	3.7	16	1
Oct 16	W	30-7	at Oakland	53,616	Jensen	40	143	3.6	12	1
Oct 23	W	24-13	at Cincinnati	54,395	Morton	31	125	4.0	15	4
Oct 30	L	14-24	Oakland	75,007	Weese	11	56	5.1	21	1
Nov 6	W	21-7	Pittsburgh	74,967	Penrose	4	24	6.0	17	0
Nov 13	W	17-14	at San Diego	45,211	Upchurch	1	19	19.0	19t	1
Nov 20	W	14-7	at Kansas City	54,050	Dolbin	2	12	6.0	14	0
Nov 27	W	27-13	Baltimore	74,939	Kick	1	1	1.0	1	0
Dec 4	W	24-14	at Houston	46,875	Dilts	1	0	0.0	0	0
Dec 11	W	17-9	San Diego	74,905	Moses	5	-1	-0.2	8	0
Dec 18	L	6-14	at Dallas	63,752	BRONCOS	523	2043	3.9	62	16
					OPPONENTS	470	1531	3.3	65	5

TEAM STATISTICS		Den	Opp	RECEIVING		No.	Yds.	Avg.	Long	TD	
TOTAL FIRST DOWNS		223	217	Odoms		37	429	11.6	33	3	
Rushing		101	77	Moses		27	539	20.0	35	4	
Passing		107	123	Dolbin		26	443	17.0	81t	3	
Penalty		15	17	Armstrong		18	128	7.1	20	0	
3RD DOWN: MADE/ATT		72/120	71/221	Lytle		17	198	11.6	47t	1	
3rd Down Pct.		34.3	32.1	Upchurch		12	245	20.4	45	2	
TOTAL NET YARDS		3906	3775	Keyworth		11	48	4.4	14	0	
Avg. Per Game		279.0	269.6	Perrin		6	106	17.8	41t	1	
Total Plays		886	931	Jensen		4	63	15.8	34	0	
Avg. Per Play		4.4	4.1	Egloff		2	27	13.5	20	0	
NET YARDS RUSHING		2043	1531	Kick		2	14	7.0	11	0	
Avg. Per Game		145.9	109.4	Turner		1	25	25.0	25t	1	
Total Rushes		523	470	BRONCOS		163	2265	13.9	81t	15	
Avg. Per Rush		3.9	3.3	OPPONENTS		235	2556	10.0	51	9	
NET YARDS PASSING		1863	2244	INTERCEPTIONS		No.	Yds.	Avg.	Long	TD	
Avg. Per Game		133.1	160.3	Thompson		5	122	24.4	38	0	
Sacked/Yards Lost		50/402	35/312	T. Jackson		4	95	23.8	73t	1	
Gross Yards		2265	2556	Wright		3	128	42.7	59	1	
Att./Completions		314/163	426/235	Gradishar		3	56	18.7	28	0	
Completion Pct.		51.9	55.2	Rizzo		3	49	16.3	38	0	
Had Intercepted		12	25	Foley		3	22	7.3	11	0	
PUNTS/AVERAGE		91/39.2	95/40.7	B. Jackson		1	13	13.0	13	0	
NET PUNTING AVG		33.7	31.3	Smith		1	6	6.0	6	0	
PUNT RETURNS/AVG		58/12.3	54/7.4	Evans		1	0	0.0	0	0	
KICKOFF RETURNS/AVG		34/21.5	50/21.7	Swenson		1	0	0.0	0	0	
INTERCEPTIONS/RET.		25/19.6	12/14.3	BRONCOS		25	491	19.6	73t	2	
PENALTIES/YARDS		91/883	97/718	OPPONENTS		12	172	14.3	29	0	
FUMBLES/BALL LOST		28/15	27/14	PUNTING		No.	Yds.	Avg.	TB	In20	Long
TOUCHDOWNS		34	18	Dilts		90	3525	39.2	5	20	63
Rushing		16	5	Weese		1	38	38.0	0	0	38
Passing		15	11	BRONCOS		91	3563	39.2	5	20	63
Returns		3	2	OPPONENTS		95	3868	40.7	9	13	74
EXTRA POINTS/ATTEMPTS		31/34	16/18	PUNT RETURNS		No.	FC	Yds.	Avg.	Long	TD
FIELD GOALS/ATTEMPTS		13/19	8/22	Upchurch		51	6	653	12.8	87t	1
TOTAL POINTS		274	148	Schultz		1	0	11	11.0	11	0
SCORE BY PERIODS		1	2	3	4	OT	Total				
BRONCOS		68	72	60	74	0	274				
OPPONENTS		45	46	40	17	0	148				

SCORING	TD	Ru	Pa	Rt	PAT	FG	S	PTS	KICKOFF RETURNS						
Turner	1	0	1	0	31/34	13/19	0	76	No.	Yds.	Avg.	Long	TD		
Armstrong	4	4	0	0	0/0	0/0	0	24	3	72	24.0	32	0		
Moses	4	0	4	0	0/0	0/0	0	24	20	456	22.8	32	0		
Morton	4	4	0	0	0/0	0/0	0	24	6	135	22.5	33	0		
Perrin	4	3	1	0	0/0	0/0	0	24	1	16	16.0	16	0		
Upchurch	4	1	2	1	0/0	0/0	0	24	1	15	15.0	15	0		
Dolbin	3	0	3	0	0/0	0/0	0	18	Hyde	1	15	15.0	15	0	
Odoms	3	0	3	0	0/0	0/0	0	18	Grant	1	8	8.0	8	0	
Lytle	2	1	1	0	0/0	0/0	0	12	Nairne	1	1	1.0	1	0	
Wright	1	0	0	1	0/0	0/0	0	6	Dolbin	0	*14	—	14	0	
Keyworth	1	1	0	0	0/0	0/0	0	6	BRONCOS	34	732	21.5	33	0	
Jensen	1	1	0	0	0/0	0/0	0	6	OPPONENTS	50	1084	21.7	41	0	
Weese	1	1	0	0	0/0	0/0	0	6	<i>*return yardage gained by lateral</i>						
Jackson	1	0	0	1	0/0	0/0	0	6	FIELD GOAL BREAKDOWN						
BRONCOS	34	16	15	3	31/34	13/19	0	274	Distance	1-19	20-29	30-39	40-49	50+	Total
OPPONENTS	18	5	11	2	16/18	8/22	0	148	Turner	0/0	3/4	7/10	3/5	0/0	13/19
									OPPONENTS	1/1	2/3	1/5	4/9	0/4	8/22

PASSING	Att.	Comp.	Yds.	Comp.%	Yd./Att.	TD	TD%	Int	Int%	LG	Sack/Lost	Rtg.
Morton	254	131	1929	51.6	7.59	14	5.5	8	3.1	81t	43/338	82.1
Penrose	40	21	217	52.5	5.43	0	0.0	4	10.0	35	5/49	28.9
Weese	20	11	119	55.0	5.95	1	5.0	0	0.0	31	2/15	89.4
BRONCOS	314	163	2265	51.9	7.21	15	4.8	12	3.8	81t	50/402	75.6
OPPONENTS	426	235	2556	55.2	6.00	11	2.6	25	5.9	51	35/312	57.2

1977 DEFENSIVE STATS

(based on coaches' film review)

	TT	UT	A	SACKS	I-YDS	FR
1 Gradishar	219	145	74	3	3-56	4
2 Swenson	135	89	46	2	1-0	0
3 Rizzo	123	72	51	1	3-49	1
4 Alzado	119	80	39	8	0-0	2
5 T. Jackson	116	77	39	4	4-95	0
6 Carter	113	71	42	6	0-0	0
7 Thompson	95	69	26	1	5-122	2
8 Chavous	82	51	31	8	0-0	0
9 Wright	77	57	20	0	3-128	0
10 B. Jackson	72	42	30	0	1-13	0
11 Foley	71	58	13	0	3-22	0
12 Grant	51	39	12	0	0-0	1
13 Manor	38	25	13	4	0-0	0
14 Smith	26	19	7	0	1-6	1
15 Turk	22	16	6	0	0-0	0
16 Polt	16	12	4	0	0-0	0
17 Evans	6	4	2	0	1-0	1
18 Pane	5	1	4	0	0-0	0
19 Nairne	2	1	1	0	0-0	0
20 Baska	1	1	0	0	0-0	0
21 Howard	0	0	0	0	0-0	1
TOTALS	1,389	929	460	37	25-491	13

1977 GAMES STARTED

OFFENSE		DEFENSE	
QB Morton, Craig	14	DE Alzado, Lyle	14
RB Armstrong, Otis	10	DE Chavous, Barney	11
RB Keyworth, Jon	9	DE Manor, Brison	1
RB Lytle, Rob	4	DE Smith, Paul	2
RB Perrin, Lonnie	5	NT Carter, Rubin	14
WR Dolbin, Jack	13	LB Gradishar, Randy	14
WR Moses, Haven	14	LB Jackson, Tom	13
WR Upchurch, Rick	1	LB Rizzo, Joe	12
TE Odoms, Riley	14	LB Swenson, Bob	14
C Montler, Mike	14	LB Turk, Godwin	3
T Maurer, Andy	13	CB Foley, Steve	13
T Minor, Claude	14	CB Pane, Chris	1
T Schindler, Steve	1	CB Wright, Louis	14
G Glassic, Tom	14	S Jackson, Bernard	13
G Howard, Paul	14	S Polt, Randy	1
		S Thompson, Billy	14

1977 COACHES

Red Miller (Head Coach), Marv Braden (Special Teams), Joe Collier (Defensive Coordinator), Bob Gambold (Defensive Backs), Ken Gray (Offensive Line), Stan Jones (Defensive Line), Myrel Moore (Linebackers), Babe Parilli (Quarterbacks), Fran Poltfoot (Wide Receivers), Paul Roach (Offensive Backfield).

1977 LEADERS / RANKINGS

INDIVIDUAL	PLAYER	NO.	AFRANK	NFLRANK	NFL LEADER	NO.
Points	Turner	76	7	12	Mann (AAK)	99
Rushing Yards	Armstrong	489	22	40	Payton (CHI)	1,852
Passing Yards	Morton	1,929	9	13	Ferguson (BUF)	2,803
Passer Rating	Morton	82.1	2	4	Griese (MIA)	87.8
Receiving Yards	Moses	539	19	32	Burrough (HOU)	816
Receptions	Odoms	37	18t	31t	Mitchell (BAL)	71
Interceptions	Thompson	5	10t	16t	Blackwood (BAL)	10

OFFENSE	NO.	AFRANK	NFLRANK	NFL LEADER	NO.
Points Per Game	19.6	6	10	Oakland	25.1
Total Yards Per Game	279.0	12	17	Dallas	343.7
Yards Per Play	4.4	12t	17t	St. Louis	5.1
Rushing Yards Per Game	145.9	7	11	Chicago	200.8
Net Passing Yards Per Game	133.1	11	15	Buffalo	200.2

DEFENSE	NO.	AFRANK	NFLRANK	NFL LEADER	NO.
Points Per Game	10.6	1	3	Atlanta	9.2
Total Yards Per Game	269.6	4	9	Dallas	229.5
Yards Per Play	4.1	1	3t	Dallas	3.7
Rushing Yards Per Game	109.4	1	1	Denver	109.4
Net Passing Yards Per Game	160.3	12	25	Atlanta	98.9

1977 KEY AWARDS

Pro Bowl (5): DE Lyle Alzado, LB Randy Gradishar, LB Tom Jackson, S Billy Thompson, CB Louis Wright. **AP All-Pro (4):** DE Lyle Alzado (first team), LB Randy Gradishar (first team), LB Tom Jackson (first team), S Billy Thompson (first team). **AP NFL Coach of the Year:** Red Miller. **K.C. 101 Club NFL Coach of the Year:** Red Miller.

1977 NFL STANDINGS

AFC EAST

Team	W	L	T	Pct	PF	PA
y-Baltimore	10	4	0	.714	295	221
Miami	10	4	0	.714	313	197
New England	9	5	0	.643	278	217
Buffalo	3	11	0	.214	160	313
New York Jets	3	11	0	.214	191	300

AFC CENTRAL

Team	W	L	T	Pct	PF	PA
y-Pittsburgh	9	5	0	.643	283	243
Cincinnati	8	6	0	.571	238	235
Houston	8	6	0	.571	299	230
Cleveland	6	8	0	.429	269	267

AFC WEST

Team	W	L	T	Pct	PF	PA
*y-Denver	12	2	0	.857	274	148
x-Oakland	11	3	0	.786	351	230
San Diego	7	7	0	.500	222	205
Seattle	5	9	0	.357	282	373
Kansas City	2	12	0	.143	225	349

NFC EAST

Team	W	L	T	Pct	PF	PA
*y-Dallas	12	2	0	.857	345	212
Washington	9	5	0	.643	196	189
St. Louis	7	7	0	.500	272	287
Philadelphia	5	9	0	.357	220	207
New York Giants	5	9	0	.357	181	265

NFC CENTRAL

Team	W	L	T	Pct	PF	PA
y-Minnesota	9	5	0	.643	231	227
x-Chicago	9	5	0	.643	255	253
Detroit	6	8	0	.429	183	252
Green Bay	4	10	0	.286	134	219
Tampa Bay	2	12	0	.143	103	223

NFC WEST

Team	W	L	T	Pct	PF	PA
y-Los Angeles	10	4	0	.714	302	146
Atlanta	7	7	0	.500	179	129
San Francisco	5	9	0	.357	220	260
New Orleans	3	11	0	.214	232	336

x - Wild Card Qualifier; y - Division Title; * - Home-field Advantage

DIVISIONAL PLAYOFF GAMES

12/24 - Oakland 37, at Baltimore 31 (OT)

12/24 - at Denver 34, Pittsburgh 21

12/26 - at Dallas 37, Chicago 7

12/26 - Minnesota 14, at Los Angeles 7

CONFERENCE CHAMPIONSHIPS

1/1 - at Denver 20, Oakland 17

1/1 - at Dallas 23, Minnesota 6

SUPER BOWL XII (NEW ORLEANS)

1/15 - Dallas 27, Denver 10

1976 FINAL STATISTICS (9-5)

Head Coach: John Raiston AFC West: 2nd Home Stadium: Mile High Stadium

Date	W-L	Score	Opponent	Attendance	RUSHING	No.	Yds.	Avg.	Long	TD
Sept 12	L	7-17	at Cincinnati	53,464	Armstrong	247	1008	4.1	31	5
Sept 19	W	46-3	New York Jets	62,519	Keyworth	122	349	2.9	13	3
Sept 26	W	44-13	Cleveland	62,758	Weese	23	142	6.2	20	0
Oct 3	W	26-0	San Diego	62,486	Perrin	37	118	3.2	14	2
Oct 10	L	3-17	at Houston	47,928	Kiick	31	114	3.7	19	1
Oct 17	L	10-17	Oakland	63,241	Upchurch	6	71	11.8	25	1
Oct 24	W	35-26	at Kansas City	57,961	Ramsey	13	51	3.9	15	0
Oct 31	L	6-19	at Oakland	52,169	Odoms	3	36	12.0	15t	2
Nov 7	W	48-13	Tampa Bay	62,503	Franckowiak	12	25	2.1	7	0
Nov 14	W	17-0	at San Diego	32,017	Van Heusen	1	20	20.0	20	0
Nov 21	W	14-13	New York Giants	62,961	Dolbin	2	5	2.5	8	0
Nov 28	L	14-38	at New England	61,128	Penrose	2	-3	-1.5	-1	0
Dec 5	W	17-16	Kansas City	51,995	Moses	1	-4	-4.0	-4	0
Dec 12	W	28-14	at Chicago	44,459	BRONCOS	500	1932	3.9	31	14
					OPPONENTS	496	1709	3.4	26	14

TEAM STATISTICS		Den	Opp	RECEIVING		No.	Yds.	Avg.	Long	TD	
TOTAL FIRST DOWNS		239	222	Armstrong	39	457	11.7	36t	1		
Rushing		106	90	Odoms	30	477	15.9	47	3		
Passing		114	104	Moses	25	498	19.9	71t	7		
Penalty		19	28	Keyworth	22	201	9.1	31	1		
3RD DOWN: MADE/ATT		69/193	73/222	Dolbin	19	354	18.6	40	1		
3rd Down Pct.		35.8	32.9	Upchurch	12	340	28.3	59t	1		
TOTAL NET YARDS		4136	3734	Kiick	10	78	7.8	19	1		
Avg. Per Game		295.4	266.7	Franckowiak	4	42	10.5	11	0		
Total Plays		901	919	Perrin	4	35	8.8	15	0		
Avg. Per Play		4.6	4.1	Schultz	2	29	14.5	16	0		
NET YARDS RUSHING		1932	1709	Lyons	1	-1	-1.0	-1	0		
Avg. Per Game		138.0	122.1	BRONCOS	168	2510	14.9	71t	15		
Total Rushes		500	496	OPPONENTS	214	2265	10.6	58	8		
Avg. Per Rush		3.9	3.4								
NET YARDS PASSING		2204	2025	INTERCEPTIONS		No.	Yds.	Avg.	Long	TD	
Avg. Per Game		157.4	144.6	Jackson	7	136	19.4	46t	1		
Sacked/Yards Lost		48/306	32/240	Rowser	4	104	26.0	41t	2		
Gross Yards		2510	2265	Foley	4	95	23.8	34	0		
Att./Completions		353/168	391/214	Gradishar	3	44	14.7	31t	1		
Completion Pct.		47.6	54.7	Swenson	2	26	13.0	26	0		
Had Intercepted		22	24	Jones	2	7	3.5	7	0		
PUNTS/AVERAGE		84/35.1	91/37.3	Rizzo	1	8	8.0	8	0		
NET PUNTING AVG		29.9	28.5	Poitt	0	0	0.0	0	0		
PUNT RETURNS/AVG		51/12.5	43/8.7	Wright	0	*32	-	32	0		
KICKOFF RETURNS/AVG		46/23.4	50/24.1	BRONCOS	24	452	18.8	65	4		
MISC. RETURNS/AVG		12/5.7	6/0.9	OPPONENTS	22	260	11.8	23	0		
INTERCEPTIONS/RET.		24/19.0	22/11.8	<i>*return yardage gained by lateral</i>							
PENALTIES/YARDS		105/986	88/715	PUNTING		No.	Yds.	Avg.	TB	In20	Long
FUMBLES/BALL LOST		23/12	23/13	Weese	52	1852	35.6	1	5	55	
TOUCHDOWNS		39	25	Van Heusen	31	1093	35.3	2	4	52	
Rushing		14	14	BRONCOS	*84	2945	35.1	3	9	55	
Passing		15	8	OPPONENTS	91	3391	37.3	8	23	64	
Returns		10	3	<i>*Includes one team punt for 0 yards</i>							
EXTRA POINTS/ATT		36/39	20/25	PUNT RETURNS		No.	FC	Yds.	Avg.	Long	TD
FIELD GOALS/ATT		15/21	12/27	Upchurch	39	3	536	13.7	92t	4	
TOTAL POINTS		315	206	Thompson	6	0	60	10.0	20	0	
				Foley	5	0	42	8.4	16	0	
				Schultz	1	2	2.0	2	0		
				BRONCOS	51	5	640	12.5	92t	4	
				OPPONENTS	43	1	372	8.7	64t	1	

SCORE BY PERIODS		1	2	3	4	OT	Total	KICKOFF RETURNS		No.	Yds.	Avg.	Long	TD
BRONCOS		70	71	88	86	0	315	Perrin	14	391	27.9	43	0	
OPPONENTS		30	87	36	83	0	206	Schultz	3	82	27.3	38	0	
								Upchurch	22	514	23.4	64	0	
								Hyde	1	17	17.0	17	0	
								Brown	3	41	13.7	14	0	
								Franckowiak	2	22	11.0	14	0	
								Goodman	1	8	8.0	8	0	
								BRONCOS	46	1075	23.4	64	0	
								OPPONENTS	50	1206	24.1	43	0	

SCORING		TD	Ru	Pa	Rt	PAT	FG	S	PTS	FIELD GOAL BREAKDOWN		Distance	1-19	20-29	30-39	40-49	50+
Turner		0	0	0	0	36/39	15/21	0	81	Turner	1/1	7/8	4/5	3/7	0/2		
Moses		7	0	7	0	0/0	0/0	0	42	OPPONENTS	1/2	4/6	3/7	4/11	0/2		
Armstrong		6	5	1	0	0/0	0/0	0	36	TURNER: (20G,30G) (47G) (40W,47G,25G,36G, 27G) (31G,49S) () (21G,28G) (19G,33G) (44B, 42G) (44S) () (38B,20G) (27HU) ()							
Upchurch		6	1	1	4	0/0	0/0	0	36	SACKS: Chavous 8, Gradishar 7, Carter 4, T. Jackson 4, P. Smith 3, Hammond 1, Jones 1, Swenson 1, Rizzo 1, Moore 1, Dolbin 1, TOTAL 32.0							
Odoms		5	2	3	0	0/0	0/0	0	30								
Keyworth		4	3	1	0	0/0	0/0	0	24								
Kiick		2	1	1	0	0/0	0/0	0	12								
Perrin		2	2	0	0	0/0	0/0	0	12								
Rowser		2	0	0	2	0/0	0/0	0	12								
Dolbin		1	0	1	0	0/0	0/0	0	6								
Jackson		1	0	0	1	0/0	0/0	0	6								
Poitt		1	0	0	1	0/0	0/0	0	6								
Gradishar		1	0	0	1	0/0	0/0	0	6								
Jones		1	0	0	1	0/0	0/0	0	6								
BRONCOS		39	14	15	10	36/39	15/21	0	315								
OPPONENTS		25	14	8	3	20/25	12/28	0	206								

PASSING		Att.	Comp.	Yds.	Comp.%	Yd./Att.	TD	TD%	Int	Int%	LG	Sack/Lost	Rtg.
Ramsey		270	128	1931	47.4	7.15	11	4.1	13	4.8	71t	39/261	65.1
Weese		47	24	314	51.1	6.68	1	2.1	6	12.8	43	9/45	39.9
Penrose		36	16	265	44.4	7.36	3	8.3	3	8.3	41	0/0	62.8
BRONCOS		353	168	2510	47.6	7.11	15	4.2	22	6.2	71t	48/306	59.6
OPPONENTS		391	214	2265	54.7	5.79	8	2.0	24	6.1	58	32/240	53.1

1976 DEFENSIVE STATS

(based on unofficial press box statistics)

	TT	UT	A	SACKS	I-YDS	FR
1 Gradishar	137	101	36	7	3-44	1
2 Thompson	83	60	23	0	0-0	0
3 Jackson	77	58	19	4	7-136	2
4 Rizzo	76	59	17	1	1-8	0
5 Swenson	75	55	20	1	2-31	1
6 Carter	70	51	19	4	0-0	1
7 Chavous	60	44	16	8	0-0	0
8 Wright	50	39	11	0	0-0	0
9 Rowser	43	34	9	0	4-104	1
10 Foley	42	33	9	0	4-95	0
11 Turk	37	26	11	0	0-0	1
12 Smith	31	21	10	3	0-0	0
13 Jones	29	27	2	1	2-7	1
Grant	29	22	7	0	0-0	0
15 Baska	18	12	6	0	0-0	1
16 Evans	16	13	3	0	0-0	1
17 White	10	9	1	0	0-0	1
18 Moore	6	6	0	1	0-0	0
Polti	6	4	2	0	1-0	0
Pane	6	3	3	0	0-0	0
21 Hammond	5	4	1	1	0-0	0
22 Hardee	1	1	0	0	0-0	0
Dolbin	1	1	0	1	0-0	0
TOTALS	908	683	225	32	24-425	11

1976 GAMES STARTED

OFFENSE		DEFENSE	
QB Penrose, Craig	2	DE Chavous, Barney	14
QB Ramsey, Steve	12	DE Smith, Paul	10
RB Armstrong, Otis	14	DE Turk, Godwin	2
RB Frankowiak, Mike	1	DE White, Jim	1
RB Keyworth, Jon	13	DT Alzado, Lyle	1
WR Dolbin, Jack	5	DT Carter, Rubin	14
WR Moses, Haven	14	DT Grant, John	10
WR Upchurch, Rick	9	LB Gradishar, Randy	14
TE Odoms, Riley	14	LB Jackson, Tom	14
C Maples, Bobby	10	LB Rizzo, Joe	12
C Olson, Phil	4	LB Swenson, Bob	6
T Bain, Bill	13	CB Foley, Steve	6
T Minor, Claudie	14	CB Jones, Calvin	8
T Montgomery, Marv	1	CB Wright, Louis	14
G Glassic, Tom	14	S Rowser, John	14
G Lyons, Tommy	14	S Thompson, Billy	14

1976 COACHES

John Raiston (Head Coach), **Max Coley** (Offensive Coordinator/Backfield), **Joe Collier** (Defensive Coordinator), **Kay Dalton** (Wide Receivers), **Bob Gambold** (Defensive Backs), **Mike Giddings** (Asst. Offensive Line), **Charley Johnson** (Quarterbacks), **Stan Jones** (Defensive Line), **Myrel Moore** (Linebackers), **Doc Urich** (Offensive Line)

1976 LEADERS / RANKINGS

INDIVIDUAL	PLAYER	NO.	AFC RANK	NFL RANK	NFL LEADER	NO.
Points	Turner	81	6t	13	Linhart (BAL)	109
Rushing Yards	Armstrong	1,008	6	11	Simpson (BUF)	1,503
Passing Yards	Ramsey	1,931	8	13	Jones (BAL)	3,104
Passer Rating	Ramsey	65.1	9	14	Stabler (OAK)	103.4
Receiving Yards	Moses	498	18	36	Carr (BAL)	1,112
Receptions	Armstrong	39	19	33	Lane (KC)	66
Interceptions	Jackson	7	3t	6t	Jackson, M. (LA)	10

OFFENSE	NO.	AFC RANK	NFL RANK	NFL LEADER	NO.
Points Per Game	22.5	6	7	Baltimore	26.1
Total Yards Per Game	295.4	11	16	Baltimore	374.0
Yards Per Play	4.6	10t	14t	Oakland	5.5
Rushing Yards Per Game	138.0	10	19	Pittsburgh	212.2
Net Passing Yards Per Game	157.4	7	12	Baltimore	209.5

DEFENSE	NO.	AFC RANK	NFL RANK	NFL LEADER	NO.
Points Per Game	14.7	2	6	Pittsburgh	9.9
Total Yards Per Game	266.7	3	8	Pittsburgh	237.4
Yards Per Play	4.1	2	5t	Pittsburgh	3.8
Rushing Yards Per Game	122.1	2	3	Pittsburgh	104.1
Net Passing Yards Per Game	144.6	4	12	Minnesota	112.5

1976 KEY AWARDS

Pro Bowl (2): RB Otis Armstrong, WR Rick Upchurch. **AP All-Pro (1):** KR Rick Upchurch (first team).

1976 NFL STANDINGS

AFC EAST

Team	W	L	T	Pct	PF	PA
y-Baltimore	11	3	0	.786	417	246
x-New England	11	3	0	.786	376	236
Miami	6	8	0	.429	263	264
New York Jets	3	11	0	.214	169	383
Buffalo	2	12	0	.143	245	363

AFC CENTRAL

Team	W	L	T	Pct	PF	PA
y-Pittsburgh	10	4	0	.714	342	138
Cincinnati	10	4	0	.714	335	210
Cleveland	9	5	0	.643	267	287
Houston	5	9	0	.357	222	273

AFC WEST

Team	W	L	T	Pct	PF	PA
*y-Oakland	13	1	0	.929	350	237
Denver	9	5	0	.643	315	206
San Diego	6	8	0	.429	248	285
Kansas City	5	9	0	.357	290	376
Tampa Bay	0	14	0	.000	125	412

NFC EAST

Team	W	L	T	Pct	PF	PA
y-Dallas	11	3	0	.786	296	194
x-Washington	10	4	0	.714	291	217
St. Louis	10	4	0	.714	309	267
Philadelphia	4	10	0	.286	165	286
New York Giants	3	11	0	.214	170	250

NFC CENTRAL

Team	W	L	T	Pct	PF	PA
*y-Minnesota	11	2	1	.821	305	176
Chicago	7	7	0	.500	253	216
Detroit	6	8	0	.429	262	220
Green Bay	5	9	0	.357	218	299

NFC WEST

Team	W	L	T	Pct	PF	PA
y-Los Angeles	10	3	1	.750	351	190
San Francisco	8	6	0	.571	270	190
Atlanta	4	10	0	.286	172	312
New Orleans	4	10	0	.286	253	346
Seattle	2	12	0	.143	229	429

x - Wild Card Qualifier; y - Division Title; * - Home-field Advantage

DIVISIONAL PLAYOFF GAMES

- 12/18 - at Oakland 24, New England 21
- 12/18 - at Minnesota 35, Washington 20
- 12/19 - Pittsburgh 40, at Baltimore 14
- 12/19 - Los Angeles 14, at Dallas 12

CONFERENCE CHAMPIONSHIPS

- 12/26 - at Oakland 24, Pittsburgh 7
- 12/26 - at Minnesota 24, Los Angeles 13

SUPER BOWL XI (PASADENA, CALIF.)

- 1/9 - Oakland 32, Minnesota 14

1975 FINAL STATISTICS (6-8)

Head Coach: John Ralston AFC West: 2nd Home Stadium: Mile High Stadium

Date	W-L	Score	Opponent	Attendance	RUSHING	No.	Yds.	Avg.	Long	TD
Sept 21	W	37-33	Kansas City	51,858	Keyworth	182	725	4.0	34	3
Sept 29	W	23-13	Green Bay	52,491	Little	125	445	3.6	19	2
Oct 5	L	14-38	at Buffalo	79,798	Lynch	57	218	3.8	20	3
Oct 12	L	9-20	at Pittsburgh	49,164	Armstrong	31	155	5.0	33	0
Oct 19	W	16-15	Cleveland	52,540	Ross	42	121	2.9	21	0
Oct 26	L	13-26	at Kansas City	70,043	Upchurch	16	97	6.1	15	1
Nov 2	L	17-42	Oakland	52,330	Dolbin	5	72	14.4	25	0
Nov 9	L	16-17	Cincinnati	49,702	Hufnagel	8	47	5.9	13	0
Nov 16	W	27-17	at San Diego	26,048	Ramsey	6	38	6.3	17	0
Nov 23	L	21-35	at Atlanta	28,686	Odoms	5	27	5.4	12	0
Nov 30	W	13-10	San Diego (OT)	44,982	Van Heusen	2	26	13.0	24	0
Dec 8	L	10-17	at Oakland	51,075	Johnson	10	21	2.1	13	0
Dec 14	W	25-10	Philadelphia	36,860	Franckowiak	1	1	1.0	1	0
Dec 20	L	13-14	at Miami	43,064	BRONCOS	490	1993	4.1	34	9
					OPPONENTS	526	1974	3.8	6.5	19

TEAM STATISTICS	Den	Opp
TOTAL FIRST DOWNS	268	247
Rushing	109	121
Passing	137	104
Penalty	22	22
3RD DOWN: MADE/ATT	84/212	76/209
3rd Down Pct.	39.6	36.4
TOTAL NET YARDS	4534	4006
Avg. Per Game	323.9	286.1
Total Plays	964	901
Avg. Per Play	4.7	4.4
NET YARDS RUSHING	1993	1974
Avg. Per Game	142.4	141.0
Total Rushes	490	526
Avg. Per Rush	4.1	3.8
NET YARDS PASSING	2541	2032
Avg. Per Game	181.5	145.1
Sacked/Yards Lost	47/359	27/213
Gross Yards	2900	2245
Att./Completions	427/210	348/181
Completion Pct.	49.2	52.5
Had Intercepted	34	16
PUNTS/AVERAGE	63/39.9	76/42.1
PUNT RETURNS/AVG	41/11.5	39/13.7
KICKOFF RETURNS/AVG	59/24.5	57/22.3
MISC. RETURNS/AVG	4/68	1/6
INTERCEPTIONS/RET.	16/18.3	34/13.1
PENALTIES/YARDS	92/785	88/779
FUMBLES/BALL LOST	28/14	37/16
TOTAL POINTS	254	307
Avg. Points per Game	18.1	21.9
Touchdowns	28	35
By Rushing	9	19
By Passing	15	14
By Returns	4	2
Field Goals	21/29	21/28
Conversions	23/28	34/35

SCORE BY PERIODS	1	2	3	4	OT	Total
BRONCOS	36	86	41	88	3	254
OPPONENTS	54	81	88	84	0	307

SCORING	TD	Ru	Pa	Rt	PAT	FG	S	PTS
Turner	0	0	0	0	23/26	21/28	0	86
Keyworth	4	3	1	0	0/0	0/0	0	24
Dolbin	4	0	3	1	0/0	0/0	0	24
Little	4	2	2	0	0/0	0/0	0	24
Lynch	4	3	1	0	0/0	0/0	0	24
Odoms	4	0	3	1	0/0	0/0	0	24
Upchurch	3	1	2	0	0/0	0/0	0	18
Moses	2	0	2	0	0/0	0/0	0	12
Van Heusen	1	0	1	0	0/0	0/0	0	6
Gradishar	1	0	0	1	0/0	0/0	0	6
Smith	1	0	0	1	0/0	0/0	0	6
BRONCOS	28	9	15	4	23/28	21/28	0	254
OPPONENTS	35	19	14	2	34/35	21/28	0	307

RECEIVING	No.	Yds.	Avg.	Long	TD
Keyworth	42	314	7.5	19t	1
Odoms	40	544	13.6	43	3
Moses	29	505	17.4	33	2
Little	29	308	10.6	66t	2
Dolbin	22	421	19.1	41	3
Upchurch	18	436	24.2	90t	2
Van Heusen	15	246	16.4	28	1
Ross	7	69	9.9	30	0
Lynch	6	33	5.5	19	1
Brown	1	14	14.0	14	0
Armstrong	1	10	10.0	10	0
BRONCOS	210	2900	13.8	90t	15
OPPONENTS	181	2245	12.4	69	14

INTERCEPTIONS	No.	Yds.	Avg.	Long	TD
Gradishar	3	77	25.7	44	1
Thompson	2	97	48.5	49	0
Thomas	2	66	33.0	36	0
Wright	2	9	4.5	9	0
Jackson	2	0	0.0	0	0
O'Malley	1	38	38.0	0	0
Swenson	1	4	4.0	4	0
Rowser	1	2	2.0	2	0
May	1	0	0.0	0	0
Jones	1	0	0.0	0	0
BRONCOS	16	293	18.3	49	1
OPPONENTS	34	447	13.1	41	1

PUNTING	No.	Yds.	Avg.	Long	B
Van Heusen	63	2515	39.9	64	0
OPPONENTS	76	3200	42.1	60	0

PUNT RETURNS	No.	FC	Yds.	Avg.	Long	TD
Upchurch	27	4	312	11.6	51	0
Thompson	13	1	158	12.2	24	0
Lynch	1	0	0	0.0	0	0
BRONCOS	41	5	470	11.5	51	0
OPPONENTS	39	4	534	13.7	64	0

KICKOFF RETURNS	No.	Yds.	Avg.	Long	TD
Upchurch	40	1084	27.1	58	0
Little	16	307	19.2	32	0
Ross	1	20	20.0	20	0
Severson	1	20	20.0	20	0
Maples	1	15	15.0	15	0
BRONCOS	59	1446	24.5	58	0
OPPONENTS	57	1273	22.3	39	0

FIELD GOAL BREAKDOWN	Distance	1-19	20-29	30-39	40-49	50+
Turner		1/1	7/9	8/10	3/6	2/3
OPPONENTS		2/2	8/9	4/6	1/3	1/4

TURNER: (23G) (35G,39G,32G) (22G,39G,36G) (25G,48G,53G) (41N) (22N,53G) (38G) (22G, 46G) (52N,32N) (22G,23N,25G) (40N,18G) (47G,29G) (39G,39G,41N,35N)

SACKS: Alzado 7, P. Smith 4.5, Chavous 4.5, Gradishar 3, T. Jackson 3, Carter 2, Grant 2, Olsen 1, **TOTAL 27.0**

PASSING	Att.	Comp.	Yds.	Comp.%	Yd./Att.	Sack/Lost	TD	TD%	Int	Int%	LG	Rtg.
Ramsey	233	128	1562	54.9	6.70	23/187	9	3.8	14	6.0	66t	63.4
Johnson	142	65	1021	45.8	7.19	10/79	5	3.5	12	8.5	90t	45.4
Hufnagel	51	16	287	31.4	5.62	13/84	1	2.0	8	15.7	80t	18.8
Van Heusen	1	1	30	100.0	30.00	0/0	0	0.0	0	0.0	30	119.0
BRONCOS	427	210	2900	49.2	6.79	47/359	15	3.5	34	8.0	90t	49.9
OPPONENTS	348	181	2245	52.5	6.45	27/213	14	4.0	16	4.6	69	66.6

1975 DEFENSIVE STATS

(based on unofficial press box statistics)

	TT	UT	A	SACKS	I-YDS	FR
1 Gradishar	132	106	26	3	3-77	0
2 T. Jackson	92	67	25	3	2-0	0
3 Alzado	79	55	24	7	0-0	2
4 Thompson	59	51	8	0	2-97	0
5 Grant	57	44	13	2	0-0	3
6 Rizzo	54	38	16	0	0-0	0
7 Carter	52	28	24	2	0-0	0
8 P. Smith	47	34	13	4.5	0-0	1
9 Wright	43	36	7	0	2-9	0
10 Chavous	42	28	14	4.5	0-0	0
11 Rowser	37	32	5	0	1-2	1
12 Swenson	31	26	5	0	1-4	0
13 O'Malley	29	25	4	0	1-38	0
May	29	20	9	0	1-0	0
15 Jones	26	24	2	0	1-0	0
16 E. Thomas	19	14	5	0	2-66	1
17 Severson	18	11	7	0	0-0	2
18 Polt	15	7	8	0	0-0	0
19 Olsen	14	12	2	1	0-0	0
20 Maples	6	6	0	0	0-0	0
TOTALS	881	664	217	27	16-293	10

1975 GAMES STARTED

OFFENSE	DEFENSE	
QB Hufnagel, John	1 DE Carter, Rubin	7
QB Johnson, Charley	6 DE Chavous, Barney	9
QB Ramsey, Steve	7 DE Grant, John	13
RB Armstrong, Otis	3 DE Olsen, Phil	1
RB Keyworth, Jon	14 DT Alzado, Lyle	14
RB Little, Floyd	10 DT Smith, Paul	12
RB Lynch, Fran	1 LB Gradishar, Randy	14
WR Dolbin, Jack	1 LB Jackson, Tom	14
WR Moses, Haven	14 LB May, Ray	8
WR Van Heusen, Bill	13 LB Rizzo, Joe	6
TE Odoms, Riley	14 CB Jones, Calvin	8
C Maples, Bobby	14 CB/S Rowser, John	13
T Current, Mike	7 CB Thomas, Earlie	6
T Minor, Claudie	14 CB Wright, Louis	11
T Montgomery, Marv	7 S Polt, Randy	1
T Rogers, Stan	2 S Severson, Jeff	3
G Howard, Paul	14 S Thompson, Billy	14
G Lyons, Tom	10	
G Schaukowitz, Carl	2	

1975 COACHES

John Ralston (Head Coach), **Max Coley** (Offensive Coordinator/Backfield), **Joe Collier** (Defensive Coordinator), **Kay Dalton** (Wide Receivers), **Jerry Field** (Offensive Line), **Bob Gambold** (Defensive Backs), **Myrel Moore** (Linebackers/Special Teams), **Doc Ulrich** (Defensive Line).

1975 LEADERS / RANKINGS

INDIVIDUAL	PLAYER	NO.	AFC RANK	NFL RANK	NFL LEADER	NO.
Points	Turner	86	6	10	Simpson (BUF)	138
Rushing Yards	Keyworth	725	9	16	Simpson (BUF)	1,817
Passing Yards	Ramsey	1,562	11	21	Anderson (CIN)	3,169
Passer Rating	Ramsey	63.4	6	12	Anderson (CIN)	93.9
Receiving Yards	Odoms	544	19t	34t	Burrough (HOU)	1,063
Receptions	Keyworth	42	13t	26t	Foreman (MIN)	73
Interceptions	Gradishar	3	29t	54t	Blount (PIT)	11

OFFENSE	NO.	AFC RANK	NFL RANK	NFL LEADER	NO.
Points Per Game	18.1	11	17	Buffalo	30.0
Total Yards Per Game	323.9	5	10	Buffalo	390.5
Yards Per Play	4.7	7t	12t	Buffalo	5.7
Rushing Yards Per Game	142.4	8	13	Buffalo	212.4
Net Passing Yards Per Game	181.5	2	7	Cincinnati	231.5

DEFENSE	NO.	AFC RANK	NFL RANK	NFL LEADER	NO.
Points Per Game	21.9	7	18	Los Angeles	9.6
Total Yards Per Game	286.1	5	9	Minnesota	225.2
Yards Per Play	4.4	4t	8t	Los Angeles	3.9
Rushing Yards Per Game	141.0	6	13	Minnesota	109.4
Net Passing Yards Per Game	145.1	5	7	Minnesota	115.8

1975 KEY AWARDS

Pro Bowl (2): LB Randy Gradishar, TE Riley Odoms. **All-Pro (1):** TE Riley Odoms.

1975 NFL STANDINGS

AFC EAST

Team	W	L	T	Pct	PF	PA
y-Baltimore	10	4	0	.714	395	269
Miami	10	4	0	.714	357	222
Buffalo	8	6	0	.571	420	355
New York Jets	3	11	0	.214	258	433
New England	3	11	0	.214	258	358

AFC CENTRAL

Team	W	L	T	Pct	PF	PA
*y-Pittsburgh	12	2	0	.857	373	162
x-Cincinnati	11	3	0	.786	340	246
Houston	10	4	0	.714	293	226
Cleveland	3	11	0	.214	218	372

AFC WEST

Team	W	L	T	Pct	PF	PA
y-Oakland	11	3	0	.786	375	255
Denver	6	8	0	.429	254	307
Kansas City	5	9	0	.357	282	341
San Diego	2	12	0	.143	189	345

NFC EAST

Team	W	L	T	Pct	PF	PA
y-St. Louis	11	3	0	.786	356	276
x-Dallas	10	4	0	.714	350	268
Washington	8	6	0	.571	325	276
New York Giants	5	9	0	.357	216	306
Philadelphia	4	10	0	.286	225	302

NFC CENTRAL

Team	W	L	T	Pct	PF	PA
*y-Minnesota	12	2	0	.857	377	180
Detroit	7	7	0	.500	245	262
Chicago	4	10	0	.286	191	379
Green Bay	4	10	0	.286	226	285

NFC WEST

Team	W	L	T	Pct	PF	PA
y-Los Angeles	12	2	0	.857	312	135
San Francisco	5	9	0	.357	255	286
Atlanta	4	10	0	.286	240	289
New Orleans	2	12	0	.143	165	360

x - Wild Card Qualifier; y - Division Title; * - Home-field Advantage

DIVISIONAL PLAYOFF GAMES

12/27 - at Pittsburgh 28, Baltimore 10
 12/27 - at Los Angeles 35, St. Louis 23
 12/28 - at Oakland 31, Cincinnati 28
 12/28 - Dallas 17, at Minnesota 14

CONFERENCE CHAMPIONSHIPS

1/4 - at Pittsburgh 16, Oakland 10
 1/4 - Dallas 37, at Los Angeles 7

SUPER BOWL X (MIAMI)

1/18 - Pittsburgh 21, Dallas 17

1974 FINAL STATISTICS (7-6-1)

Head Coach: John Ralston AFC West: 2nd Home Stadium: Mile High Stadium

Date	W-L	Score	Opponent	Attendance	RUSHING	No.	Yds.	Avg.	Long	TD
Sept 15	L	10-17	Los Angeles	56,981	Armstrong	263	1407	5.3	43	9
Sept 22	T	35-35	Pittsburgh (OT)	50,858	Keyworth	81	374	4.6	30t	10
Sept 30	L	3-30	at Washington	54,395	Little	117	312	2.7	22	1
Oct 6	W	17-14	at Kansas City	67,298	Odoms	4	25	6.3	31	0
Oct 13	W	33-17	New Orleans	50,748	Hufnagel	2	22	11.0	18	0
Oct 20	W	27-7	San Diego	50,748	Moses	2	16	8.0	11	0
Oct 27	L	21-23	at Cleveland	60,478	Ross	3	8	2.7	7	0
Nov 3	L	17-28	Oakland	45,766	Stowe	1	1	1.0	1	0
Nov 10	W	17-6	at Baltimore	32,244	Van Heusen	1	-1	-1.0	-1	0
Nov 18	L	34-42	at Kansas City	50,236	Lynch	3	-2	-0.7	1	0
Nov 24	W	20-17	at Oakland	51,224	Ramsey	5	-2	-0.4	1	0
Nov 28	W	31-27	at Detroit	51,157	Johnson	4	-3	-0.8	-1	0
Dec 8	W	37-14	Houston	46,942	BRONCOS	486	2157	4.4	43	20
Dec 15	L	0-17	at San Diego	35,756	OPPONENTS	487	1808	3.7	27	17

TEAM STATISTICS		Den	Opp	RECEIVING	No.	Yds.	Avg.	Long	TD
TOTAL FIRST DOWNS		258	265	Odoms	42	639	15.2	41	6
Rushing		120	109	Armstrong	38	405	10.7	48t	3
Passing		118	135	Moses	34	559	16.4	42	2
Penalty		20	21	Little	29	344	11.8	72	0
3RD DOWN: MADE/ATT		63/176	88/218	Van Heusen	16	421	26.3	73t	4
3rd Down Pct.		35.8	40.4	Keyworth	12	109	9.1	18	0
TOTAL NET YARDS		4485	4391	Simmons	10	161	16.1	36	2
Avg. Per Game		320.4	313.6	Stowe	2	9	4.5	5	1
Total Plays		861	945	Ross	1	13	13.0	13	0
Avg. Per Play		5.2	4.6	BRONCOS	184	2660	14.5	73t	18
NET YARDS RUSHING		2157	1808	OPPONENTS	237	2805	11.8	61t	14
Avg. Per Game		154.1	129.1						
Total Rushes		486	487						
Avg. Per Rush		4.4	3.7						
NET YARDS PASSING		2328	2583						
Avg. Per Game		166.3	184.5						
Sacked/Yards Lost		45/332	32/222						
Gross Yards		2660	2805						
Att./Completions		329/184	426/237						
Completion Pct.		55.9	55.6						
Had Intercepted		17	22						
PUNTS/AVERAGE		75/40.3	70/42.6						
PUNT RETURNS/AVG		43/11.0	45/11.8						
KICKOFF RETURNS/AVG		54/22.0	57/24.0						
MISC. RETURNS/AVG		1/2	3/57						
INTERCEPTIONS/RET.		22/14.0	17/17.9						
PENALTIES/YARDS		76/632	78/585						
FUMBLES/BALL LOST		23/13	22/11						
TOTAL POINTS		302	294						
Avg. Points per Game		21.6	21.0						
Touchdowns		39	35						
By Rushing		20	17						
By Passing		18	14						
By Returns		1	4						
Field Goals		11/21	16/42						
Conversions		35/39	34/35						

INTERCEPTIONS		No.	Yds.	Avg.	Long	TD
Thompson		5	105	21.0	38t	1
Jones		5	19	3.8	11	0
Rowser		4	56	14.0	33	0
May		2	40	20.0	25	0
T. Jackson		1	39	39.0	39	0
Greer		1	23	23.0	23	0
Laskey		1	3	3.0	3	0
Pitts		1	2	2.0	2	0
E. Smith		1	0	0.0	0	0
Tyler		1	0	0.0	0	0
Hepburn		0	*22	0.0	22	0
BRONCOS		22	309	14.0	39	1
OPPONENTS		17	304	17.9	55t	3

*return yardage gained by lateral

PUNTING		No.	Yds.	Avg.	Long	B
Van Heusen		75	3024	40.3	61	0
OPPONENTS		70	2985	42.6	66	0

PUNT RETURNS		No.	FC	Yds.	Avg.	Long	TD
Thompson		26	1	350	13.5	60	0
Little		4	1	34	8.5	17	0
Greer		13	5	90	6.9	12	0
BRONCOS		43	7	474	11.0	60	0
OPPONENTS		45	1	529	11.8	72	0

KICKOFF RETURNS		No.	Yds.	Avg.	Long	TD
Thompson		13	325	25.0	37	0
Armstrong		16	386	24.1	41	0
Keyworth		4	85	22.3	26	0
Little		8	171	21.4	31	0
Brown		3	56	18.7	22	0
Ross		7	117	16.7	31	0
Criter		3	48	16.0	20	0
BRONCOS		54	1188	22.0	41	0
OPPONENTS		57	1369	24.0	84t	1

FIELD GOAL BREAKDOWN		Distance	1-19	20-29	30-39	40-49	50+
Turner		0/1	3/4	6/7	2/8	0/1	
OPPONENTS		2/2	8/9	4/6	1/3	1/4	

TURNER: (39G) (41N) (34G) (41G,19N) (24N) (34G, 20G) (47N,51N) (27G) (37G) (1) (30G,33G,42N) (42N,21G,45N) (43G,44N) (31N)

SACKS: Alzado 13, Chavous 9, T. Jackson 4, Duranko 1, Grant 1, May 1, E. Smith 1, Simone 1, Pitts 1, **TOTAL 32.0**

PASSING	Att.	Comp.	Yds.	Comp.%	Yd./Att.	Sack/Lost	TD	TD%	Int	Int%	LG	Rtg.
Johnson	244	136	1969	55.7	8.07	35/270	13	5.3	9	3.7	73t	84.3
Ramsey	74	41	580	55.4	7.84	9/55	5	6.8	7	9.5	43t	64.0
Hufnagel	10	6	70	60.0	7.00	1/7	0	0.0	1	14.3	28	41.7
Van Heusen	1	1	41	100.0	41.00	0/0	0	0.0	0	0.0	41	120.0
BRONCOS	329	184	2660	55.9	8.09	45/332	18	5.5	17	5.2	73t	79.1
OPPONENTS	426	237	2805	55.6	6.58	32/222	14	3.3	22	5.2	61t	65.3

1974 DEFENSIVE STATS

(based on unofficial press box statistics)

	TT	UT	A	SACKS	I-YDS	FR
1 Jackson	121	80	41	4	1-39	0
2 May	103	68	35	1	2-40	1
3 Thompson	86	63	23	0	5-105	2
4 Alzado	84	58	26	13	0-0	2
5 Chavous	82	53	29	9	0-0	2
6 Grant	54	38	16	1	0-0	0
7 Gradishar	53	42	11	0	0-0	0
0'Malley	53	36	17	0	0-0	0
9 Jones	47	41	6	0	5-19	0
10 Laskey	45	32	13	0	1-3	1
11 Greer	43	27	16	0	1-23	1
12 Rowser	42	36	6	0	4-56	0
13 Simone	29	21	8	1	0-0	1
14 Duranko	28	17	11	1	0-0	0
15 Criter	23	18	5	0	0-0	0
Hepburn	23	17	6	0	0-22	0
17 Pitts	18	14	4	1	1-2	0
18 P. Smith	13	4	9	0	0-0	1
19 Rizzo	10	10	0	0	0-0	0
20 Tyler	8	7	1	0	1-0	0
21 Graham	5	5	0	0	0-0	0
Kampa	5	3	2	0	0-0	0
23 E. Smith	4	2	2	1	1-0	0
TOTALS	979	692	287	32	22-309	11

1974 GAMES STARTED

OFFENSE		DEFENSE	
QB Johnson, Charley	13	DE Alzado, Lyle	14
QB Ramsey, Steve	1	DE Chavous, Barney	14
RB Armstrong, Otis	14	DT Duranko, Pete	9
RB Keyworth, Jon	5	DT Grant, John	13
RB Little Floyd	9	DT Kampa, Bob	1
WR Masters, Billy	1	DT Smith, Ed	3
WR Moses, Haven	13	DT Smith, Paul	2
WR Simmons, Jerry	2	LB Gradishar, Randy	3
WR Van Heusen, Bill	12	LB Jackson, Tom	12
TE Odoms, Riley	14	LB Laskey, Bil	10
C Maples, Bobby	14	LB May, Ray	12
T Current, Mike	14	LB O'Malley, Jim	5
T Minor, Claudie	14	CB Hepburn, Lonnie	4
G Howard, Paul	5	CB Jones, Calvin	14
G Jackson, Larron	9	CB Rowser, John	10
G Lyons, Tom	14	S Greer, Charles	10
		S Pitts, John	4
		S Thompson, Billy	14

1974 COACHES

John Ralston (Head Coach), **Max Coley** (Offensive Coordinator/Backfield), **Joe Collier** (Defensive Coordinator), **Kay Dalton** (Wide Receivers), **Jerry Field** (Offensive Line), **Bob Gambold** (Defensive Backs), **Myrel Moore** (Linebackers/Special Teams), **Doc Ulrich** (Defensive Line).

1974 LEADERS / RANKINGS

INDIVIDUAL	PLAYER	NO.	AFR RANK	NFL RANK	NFL LEADER	NO.
Points	Armstrong	72	71	11t	Marcol (GB)	94
Rushing Yards	Armstrong	1,407	1	1	Armstrong (DEN)	1,407
Passing Yards	Johnson	1,969	5	8	Anderson (CIN)	2,667
Passer Rating	Johnson	84.3	3	4	Anderson (CIN)	95.7
Receiving Yards	Odoms	639	4	12	Branch (OAK)	1,092
Receptions	Odoms	42	4t	15t	Mitchell (BAL)	72
Interceptions	Thompson/Jones	5	8t	13t	Thomas (KC)	12

OFFENSE	NO.	AFR RANK	NFL RANK	NFL LEADER	NO.
Points Per Game	21.6	5	8	Oakland	25.4
Total Yards Per Game	320.4	3	5	Dallas	365.9
Yards Per Play	5.2	2	2	Cincinnati	5.4
Rushing Yards Per Game	154.1	4	5	Dallas	175.3
Net Passing Yards Per Game	166.3	5	9	Washington	200.1

DEFENSE	NO.	AFR RANK	NFL RANK	NFL LEADER	NO.
Points Per Game	21.0	10	22	Los Angeles	12.9
Total Yards Per Game	313.6	9	21	Pittsburgh	219.6
Yards Per Play	4.6	4t	12t	Pittsburgh	3.6
Rushing Yards Per Game	129.1	5	13	Los Angeles	93.0
Net Passing Yards Per Game	184.5	11	24	Pittsburgh	104.7

1974 KEY AWARDS

Pro Bowl (2): RB Otis Armstrong, TE Riley Odoms. **All-Pro (2):** RB Otis Armstrong, TE Riley Odoms.

1974 NFL STANDINGS

AFC EAST

Team	W	L	T	Pct	PF	PA
y-Miami	11	3	0	.786	327	216
x-Buffalo	9	5	0	.643	264	244
New England	7	7	0	.500	348	289
New York Jets	7	7	0	.500	279	300
Baltimore	2	12	0	.143	190	329

AFC CENTRAL

Team	W	L	T	Pct	PF	PA
y-Pittsburgh	10	3	1	.750	305	189
Houston	7	7	0	.500	236	282
Cincinnati	7	7	0	.500	283	259
Cleveland	4	10	0	.286	251	344

AFC WEST

Team	W	L	T	Pct	PF	PA
y-Oakland	12	2	0	.857	355	228
Denver	7	6	1	.563	302	294
Kansas City	5	9	0	.357	233	293
San Diego	5	9	0	.357	212	285

NFC EAST

Team	W	L	T	Pct	PF	PA
y-St. Louis	10	4	0	.714	285	218
x-Washington	10	4	0	.714	320	196
Dallas	8	6	0	.571	297	235
Philadelphia	7	7	0	.500	242	217
New York Giants	2	12	0	.143	195	299

NFC CENTRAL

Team	W	L	T	Pct	PF	PA
y-Minnesota	10	4	0	.714	310	195
Detroit	7	7	0	.500	256	270
Green Bay	6	8	0	.429	210	206
Chicago	4	10	0	.286	152	279

NFC WEST

Team	W	L	T	Pct	PF	PA
y-Los Angeles	10	4	0	.714	263	181
San Francisco	6	8	0	.429	226	236
New Orleans	5	9	0	.357	166	263
Atlanta	3	11	0	.214	111	271

x - Wild Card Qualifier; y - Division Title

DIVISIONAL PLAYOFF GAMES

- 12/21 - at Oakland 28, Miami 26
- 12/21 - at Minnesota 30, St. Louis 14
- 12/22 - at Pittsburgh 32, Buffalo 14
- 12/22 - at Los Angeles 19, Washington 10

CONFERENCE CHAMPIONSHIPS

- 12/29 - Pittsburgh 24, at Oakland 13
- 12/29 - at Minnesota 14, Los Angeles 10

SUPER BOWL IX (NEW ORLEANS)

- 1/12 - Pittsburgh 16, Minnesota 6

1973 FINAL STATISTICS (7-5-2)

Head Coach: John Ralston AFC West: 3rd Home Stadium: Mile High Stadium

Date	W-L	Score	Opponent	Attendance	RUSHING	No.	Yds.	Avg.	Long	TD
Sept 16	W	28-10	Cincinnati	49,059	Little	256	979	3.8	47	12
Sept 23	L	34-36	San Francisco	51,706	Dawkins	160	706	4.4	72t	2
Sept 30	L	14-33	Chicago	51,159	Armstrong	26	90	3.5	24	0
Oct 7	L	14-16	at Kansas City	71,414	Anderson	19	61	3.2	11	1
Oct 14	W	48-20	at Houston	32,801	Odoms	5	53	10.6	21	0
Oct 22	T	23-23	Oakland	51,270	Ross	4	21	4.2	8	0
Oct 28	W	40-28	at New York	55,108	Van Heusen	4	34	8.5	32	0
Nov 4	T	17-17	at St. Louis	46,565	Moses	3	25	8.3	22t	1
Nov 11	W	30-19	San Diego	51,034	Johnson	7	-2	-0.3	0	0
Nov 18	W	23-13	at Pittsburgh	48,580	Simmons	1	-4	-4.0	-4	0
Nov 25	W	14-10	Kansas City	51,331	Masters	1	-9	-9.0	-9	0
Dec 2	L	10-22	Dallas	51,508	BRONCOS	487	1954	4.0	72t	16
Dec 9	W	42-28	at San Diego	44,954	OPPONENTS	455	1795	4.0	30	14
Dec 16	L	17-21	at Oakland	51,910						

TEAM STATISTICS	Den	Opp
TOTAL FIRST DOWNS	253	239
Rushing	111	97
Passing	127	121
Penalty	15	21
3RD DOWN: MADE/ATT	79/203	77/203
3rd Down Pct.	38.9	37.9
TOTAL NET YARDS	4473	4235
Avg. Per Game	319.5	302.5
Total Plays	893	872
Avg. Per Play	5.0	4.9
NET YARDS RUSHING	1954	1795
Avg. Per Game	139.6	128.2
Total Rushes	487	455
Avg. Per Rush	4.0	4.0
NET YARDS PASSING	2519	2440
Avg. Per Game	179.9	174.3
Sacked/Yards Lost	27/187	36/326
Gross Yards	2706	2766
Att./Completions	378/196	417/202
Completion Pct.	51.9	48.4
Had Intercepted	20	14
PUNTS/AVERAGE	69/45.1	69/43.3
PUNT RETURNS/AVG	40/10.1	31/8.3
KICKOFF RETURNS/AVG	36/22.0	61/20.4
MISC. RETURNS/AVG	4/25	6/57
INTERCEPTIONS/RET.	14/15.7	20/16.6
PENALTIES/YARDS	83/745	84/837
FUMBLES/BALL LOST	21/9	26/15
TOTAL POINTS	354	296
Avg. Points per Game	25.2	21.1
Touchdowns	41	31
By Rushing	16	14
By Passing	22	15
By Returns	3	2
Field Goals	22/33	28/35
Conversions	40/41	30/31

SCORE BY PERIODS	1	2	3	4	OT	Total
BRONCOS	79	83	80	112	—	354
OPPONENTS	57	98	72	69	—	296

SCORING	TD	Ru	Pa	Rt	PAT	FG	S	PTS
Turner	0	0	0	40/40	22/33	0	106	0
Little	13	12	0	0/0	0/0	0	78	0
Moses	9	1	8	0/0	0/0	0	54	0
Odoms	7	0	7	0/0	0/0	0	42	0
Washington	3	0	3	0/0	0/0	0	18	0
Thompson	2	0	0	2/0	0/0	0	12	0
Dawkins	2	2	0	0/0	0/0	0	12	0
Anderson	1	1	0	0/0	0/0	0	6	0
Armstrong	1	0	1	0/0	0/0	0	6	0
Simmons	1	0	1	0/0	0/0	0	6	0
Van Heusen	1	0	1	0/0	0/0	0	6	0
Mitchell	1	0	0	1/0	0/0	0	6	0
Criter	0	0	0	0/0	0/0	1	2	0
BRONCOS	41	16	22	3	40/41	22/33	1	354
OPPONENTS	31	14	15	2	30/31	28/35	1	296

PASSING	Att.	Comp.	Yds.	Comp.%	Yd./Att.	Sack/Lost	TD	TD%	Int	Int%	LG	Rtg.
Johnson	346	184	2465	53.2	7.12	26/177	20	5.8	17	4.9	62t	75.3
Ramsey	27	10	194	37.0	7.18	0/0	2	7.4	2	7.4	76t	56.7
Anderson	3	2	47	66.6	15.73	0/0	0	0.0	0	0.0	0	150.0
Van Heusen	1	0	0	0.0	0.00	1/10	0	0.0	0	0.0	0	0.0
Turner	1	0	0	0.0	0.00	0/0	0	0.0	1	100.0	0	0.0
BRONCOS	378	196	2706	51.9	7.16	27/187	22	5.8	20	5.3	76t	72.5
OPPONENTS	417	202	2766	48.4	6.63	36/326	16	3.8	14	3.4	80	68.9

RECEIVING	No.	Yds.	Avg.	Long	TD
Odoms	43	629	14.6	47t	7
Little	41	423	10.3	50t	1
Dawkins	30	329	11.0	42	0
Moses	28	518	18.5	76t	8
Anderson	15	153	10.2	29	0
Simmons	13	249	19.2	53	1
Washington	10	150	15.0	28	3
Van Heusen	8	149	18.6	62t	1
Masters	5	65	13.0	28	0
Armstrong	2	43	21.5	36t	1
L. Jackson	1	-2	-2.0	-2	0
BRONCOS	196	2706	13.8	76t	22
OPPONENTS	202	2766	13.7	80	15

INTERCEPTIONS	No.	Yds.	Avg.	Long	TD
Jones	4	69	17.3	31	0
Thompson	3	96	32.0	59	1
Mitchell	2	43	21.5	40	1
Laskey	2	3	1.5	3	0
Forsberg	1	7	7.0	7	0
May	1	1	1.0	1	0
Greer	1	1	1.0	1	0
BRONCOS	14	220	15.7	59	2
OPPONENTS	20	331	16.6	80	1

PUNTING	No.	Yds.	Avg.	Long	B
Van Heusen	69	3114	45.1	78	0
OPPONENTS	69	2988	43.3	78	1

PUNT RETURNS	No.	FC	Yds.	Avg.	Long	TD
Thompson	30	6	366	12.2	53	0
Tyler	4	0	20	5.0	6	0
Greer	3	3	11	3.7	11	0
Little	1	0	7	7.0	7	0
Mitchell	1	0	0	0.0	0	0
Criter	1	0	0	0.0	0	0
BRONCOS	40	9	404	10.1	53	0
OPPONENTS	31	12	257	8.3	44	0

KICKOFF RETURNS	No.	Yds.	Avg.	Long	TD
Armstrong	20	472	23.6	50	0
Dawkins	10	222	22.2	31	0
Thompson	1	25	25.0	25	0
Tyler	1	23	23.0	23	0
R. Montgomery	1	22	22.0	22	0
Lynch	1	14	14.0	14	0
Forsberg	1	12	12.0	12	0
Simone	1	3	3.0	3	0
BRONCOS	36	793	22.0	50	0
OPPONENTS	61	1244	20.4	82	1

FIELD GOAL BREAKDOWN	Distance	1-19	20-29	30-39	40-49	50+
Turner		5/5	5/5	8/9	3/9	1/5
OPPONENTS		8/8	6/8	6/7	8/10	0/2

TURNER: () (34G,28G) () (49N,51N) (32G,12G) (47N,52N,43G,37G,35G) (21G,47G,19G,33G) (45N,44N,42N,12G) (39G,39N) (32G,52N,11G,46G) (50N) (29G) (40N,25G,35G,15G,29G,) (50G)

SACKS: P. Smith 11, Alzado 9, Chavous 6, Duranko 6, May 3, Forsberg 1, Graham 1, Thompson 1, **TOTAL 38.0**

1973 DEFENSIVE STATS

(based on unofficial press box statistics)

	TT	UT	A	SACKS	I-YDS	FR
1 Graham	95	72	23	1	0-0	1
2 P. Smith	94	70	24	11	0-0	1
3 Alzado	66	46	20	9	0-0	1
4 Duranko	59	44	15	6	0-0	1
5 May	57	48	9	3	1-1	0
6 Thompson	52	35	17	1	3-96	1
7 Greer	46	38	8	0	1-1	1
8 Chavous	43	28	15	6	0-0	2
9 Jones	41	37	4	0	4-69	1
10 Laskey	37	25	12	0	2-3	1
11 Simone	34	28	6	0	0-0	1
12 Jackson	31	26	5	0	0-0	0
13 Tyler	30	26	4	0	0-0	2
14 Mitchell	28	28	0	0	2-43	0
15 Criter	15	10	5	0	0-0	1
16 Montgomery	13	10	3	0	0-0	0
17 O'Malley	10	7	3	0	0-0	1
18 Grant	9	7	2	0	0-0	1
19 Forsberg	8	7	1	1	1-7	0
20 Hackbert	7	4	3	0	0-0	0
21 Pitts	6	3	3	0	0-0	0
22 E. Smith	2	2	0	0	0-0	0
TOTALS	783	601	182	38	14-220	16

1973 GAMES STARTED

OFFENSE		DEFENSE	
QB Johnson, Charley	14	DE Alzado, Lyle	14
RB Armstrong, Otis	1	DE Chavous, Barney	14
RB Dawkins, Joe	14	DT Duranko, Pete	14
RB Little, Floyd	13	DT Smith, Paul	14
WR Moses, Haven	14	LB Graham, Tom	14
WR Simmons, Jerry	13	LB Jackson, Tom	4
WR Van Heusen, Bill	1	LB Laskey, Bil	11
TE Odoms, Riley	14	LB May, Ray	10
C Maples, Bobby	14	LB Simone, Mike	3
T Current, Mike	14	CB Jones, Calvin	14
T Montgomery, Marv	10	CB Mitchell, Leroy	12
G Jackson, Larron	12	CB Montgomery, Randy	2
G Lyons, Tom	14	S Greer, Charles	10
G Schnitker, Mike	6	S Hackbert, Dale	2
		S Thompson, Billy	14
		S Tyler, Maurice	2

1973 COACHES

John Ralston (Head Coach), **Max Coley** (Offensive Coordinator/Backfield), **Joe Collier** (Defensive Coordinator/Defensive Backs), **Dick Coury** (Wide Receivers), **Jerry Frei** (Offensive Line), **Bob Gambold** (Linebackers), **Myrel Moore** (Special Teams), **Doc Ulrich** (Defensive Line).

1973 LEADERS / RANKINGS

INDIVIDUAL	PLAYER	NO.	AFC RANK	NFL RANK	NFL LEADER	NO.
Points	Turner	106	3	5t	Ray (LA)	130
Rushing Yards	Little	979	5	9	Simpson (BUF)	2,003
Passing Yards	Johnson	2,465	2	3	Gabriel (PHI)	3,219
Passer Rating	Johnson	75.3	4	11	Staubach (DAL)	94.6
Receiving Yards	Odoms	629	7	14	Carmichael (PHI)	1,116
Receptions	Odoms	43	10t	15t	Carmichael (PHI)	67
Interceptions	Jones	4	9t	22t	Anderson (MA)/Wagner (PIT)	8

OFFENSE	NO.	AFC RANK	NFL RANK	NFL LEADER	NO.
Points Per Game	25.3	1	3	Los Angeles	27.7
Total Yards Per Game	319.5	3	6	Los Angeles	350.4
Yards Per Play	5.0	4	7	Miami	5.3
Rushing Yards Per Game	139.6	8	14	Buffalo	220.6
Net Passing Yards Per Game	179.9	1	3	Philadelphia	231.1

DEFENSE	NO.	AFC RANK	NFL RANK	NFL LEADER	NO.
Points Per Game	21.1	8	15	Miami	10.7
Total Yards Per Game	302.5	10	19	Los Angeles	210.8
Yards Per Play	4.9	8t	17t	Miami	3.7
Rushing Yards Per Game	128.2	3	6	Los Angeles	90.7
Net Passing Yards Per Game	174.3	13	24	Miami	92.1

1973 KEY AWARDS

Pro Bowl (4): RB Floyd Little, WR Haven Moses, TE Riley Odoms, DT Paul Smith. **All-Pro (2):** TE Riley Odoms, DT Paul Smith. **NFLPA Rookie of the Year:** DE Barney Chavous. **AP AFC Coach of the Year:** John Ralston.

1973 NFL STANDINGS

AFC EAST

Team	W	L	T	Pct	PF	PA
y-Miami	12	2	0	.857	343	150
Buffalo	9	5	0	.643	259	230
New England	5	9	0	.357	258	300
New York Jets	4	10	0	.286	240	306
Baltimore	4	10	0	.286	226	341

AFC CENTRAL

Team	W	L	T	Pct	PF	PA
y-Cincinnati	10	4	0	.714	286	231
x-Pittsburgh	10	4	0	.714	347	210
Cleveland	7	5	2	.571	234	255
Houston	1	13	0	.071	199	447

AFC WEST

Team	W	L	T	Pct	PF	PA
y-Oakland	9	4	1	.679	292	175
Kansas City	7	5	2	.571	231	192
Denver	7	5	2	.571	354	296
San Diego	2	11	1	.179	188	386

NFC EAST

Team	W	L	T	Pct	PF	PA
y-Dallas	10	4	0	.714	382	203
x-Washington	10	4	0	.714	325	198
Philadelphia	5	8	1	.393	310	393
St. Louis	4	9	1	.321	286	365
New York Giants	2	11	1	.179	226	362

NFC CENTRAL

Team	W	L	T	Pct	PF	PA
y-Minnesota	12	2	0	.857	296	168
Detroit	6	7	1	.464	271	247
Green Bay	5	7	2	.429	202	259
Chicago	3	11	0	.214	195	334

NFC WEST

Team	W	L	T	Pct	PF	PA
y-Los Angeles	12	2	0	.857	388	178
Atlanta	9	5	0	.643	318	224
San Francisco	5	9	0	.357	262	319
New Orleans	5	9	0	.357	163	312

x - Wild Card Qualifier; y - Division Title

DIVISIONAL PLAYOFF GAMES

- 12/22 - at Oakland 33, Pittsburgh 14
- 12/22 - at Minnesota 27, Washington 20
- 12/23 - at Miami 34, Cincinnati 16
- 12/23 - at Dallas 27, Los Angeles 16

CONFERENCE CHAMPIONSHIPS

- 12/30 - at Miami 27, Oakland 10
- 12/30 - Minnesota 27, at Dallas 10

SUPER BOWL VIII (HOUSTON)

- 1/13 - Miami 24, Minnesota 7

1972 FINAL STATISTICS (5-9)

Head Coach: John Ralston AFC West: 3rd Home Stadium: Mile High Stadium

Date	W-L	Score	Opponent	Attendance	RUSHING	No.	Yds.	Avg.	Long	TD
Sept 17	W	30-17	Houston	51,656	Little	216	859	4.0	55t	9
Sept 24	L	14-37	at San Diego	49,048	Anderson	72	319	4.4	40	1
Oct 1	L	24-45	Kansas City	51,656	Dawkins	56	243	4.4	19	2
Oct 8	L	10-21	at Cincinnati	55,812	Lynch	34	164	4.8	28	2
Oct 15	L	20-23	Minnesota	51,656	Van Heusen	3	76	25.3	66t	1
Oct 22	W	30-23	at Oakland	53,551	Odoms	5	72	14.4	27	0
Oct 29	L	20-27	Cleveland	51,656	Krieg	1	63	63.0	63	0
Nov 5	L	17-29	at New York Giants	62,689	Ramsey	5	15	3.0	8t	2
Nov 12	W	16-10	at Los Angeles	65,398	Moses	2	11	5.5	14	0
Nov 19	L	20-37	Oakland	51,656	Harrison	1	9	9.0	9	0
Nov 26	L	20-23	at Atlanta	58,850	OTHERS	14	7	0.5	0	0
Dec 3	L	21-24	at Kansas City	66,725	BRONCOS	409	1838	4.5	66t	17
Dec 10	W	38-13	San Diego	51,478	OPPONENTS	439	1668	3.8	51	15
Dec 17	W	45-21	New England	51,656						

TEAM STATISTICS		Den	Opp
TOTAL FIRST DOWNS			
Rushing		237	251
Passing		87	102
Penalty		132	123
3RD DOWN: MADE/ATT		75/177	74/190
3rd Down Pct.		42.4	38.9
TOTAL NET YARDS			
Avg. Per Game		4472	3851
Total Plays		319.4	275.1
Avg. Per Play		831	876
NET YARDS RUSHING			
Avg. Per Game		1838	1668
Total Rushes		409	439
Avg. Per Rush		4.5	3.8
NET YARDS PASSING			
Avg. Per Game		2634	2183
Sacked/Yards Lost		188.1	155.9
Gross Yards		38/266	41/357
Att./Completions		2900	2540
Completion Pct.		384/201	397/206
Had Intercepted		52.3	51.9
PUNTS/AVERAGE		23	10
PUNT RETURNS/AVG		60/40.1	66/45.2
KICKOFF RETURNS/AVG		28/11.1	28/8.9
MISC. RETURNS/AVG		55/22.8	54/23.1
INTERCEPTIONS/RET.		18/30	15/81
PENALTIES/YARDS		10/10.9	23/19.2
FUMBLES/BALL LOST		89/827	83/784
TOTAL POINTS			
Avg. Points per Game		325	350
Touchdowns		23.2	25.0
By Rushing		38	41
By Passing		17	15
By Returns		19	19
Field Goals		2	7
Conversions		20/29	21/33
		37	39

SCORE BY PERIODS	1	2	3	4	OT	Total
BRONCOS	85	92	54	94	—	325
OPPONENTS	35	120	81	114	—	350

SCORING	TD	Ru	Pa	Rt	PAT	FG	S	PTS
Turner	0	0	0	0	37/37	20/29	0	97
Little	13	9	4	0	0/0	0/0	0	78
Moses	5	0	5	0	0/0	0/0	0	30
Masters	3	0	3	0	0/0	0/0	0	18
Sherman	3	0	3	0	0/0	0/0	0	18
Anderson	2	1	1	0	0/0	0/0	0	12
Ramsey	2	2	0	0	0/0	0/0	0	12
Simmons	2	0	2	0	0/0	0/0	0	12
Dawkins	2	2	0	0	0/0	0/0	0	12
Lynch	2	2	0	0	0/0	0/0	0	12
Van Heusen	1	1	0	0	0/0	0/0	0	6
Montgomery	1	0	0	1	0/0	0/0	0	6
Odoms	1	0	1	0	0/0	0/0	0	6
Greer	1	0	0	1	0/0	0/0	0	6
BRONCOS	38	17	19	2	37/37	20/29	0	325
OPPONENTS	41	15	19	7	39/39	21/33	1	350

PASSING	Att.	Comp.	Yds.	Comp.%	Yd./Att.	Sack/Lost	TD	TD%	Int	Int%	LG	Rtg.
Johnson	238	132	1783	55.5	7.49	12/82	14	5.9	14	5.9	60	74.6
Ramsey	137	65	1050	47.4	7.66	26/184	3	2.2	9	6.6	55	53.5
Little	2	2	43	100.0	21.50	0/0	1	50.0	0	0.0	35t	158.3
Anderson	3	1	14	33.3	4.67	0/0	1	3.3	0	0.0	14t	88.9
Ernst	4	1	10	25.0	2.50	0/0	0	0.0	0	0.0	10	39.6
BRONCOS	384	201	2900	52.3	7.55	38/266	19	4.9	23	6.0	60	68.7
OPPONENTS	397	206	2540	51.9	6.40	41/357	19	4.8	10	2.5	57t	77.4

RECEIVING	No.	Yds.	Avg.	Long	TD
Sherman	38	661	17.4	55	3
Little	28	366	13.1	40	4
Masters	25	393	15.7	27	3
Anderson	23	216	9.3	40	1
Odoms	21	320	15.2	48	1
Dawkins	18	242	13.4	60	0
Simmons	17	235	13.8	35t	2
Moses	15	224	15.0	33	5
Lynch	7	75	10.7	17	0
Krieg	4	99	24.8	37	0
Van Heusen	4	59	14.8	25	0
C. Turner	1	10	10.0	10	0
BRONCOS	201	2900	14.9	60	19
OPPONENTS	206	2540	12.3	57t	19

INTERCEPTIONS	No.	Yds.	Avg.	Long	TD
Mitchell	3	27	9.0	27	0
Greer	2	18	9.0	17	0
Graham	2	10	5.0	7	0
Preece	1	30	30.0	30	0
R. Montgomery	1	20	20.0	20	0
Thompson	1	4	4.0	4	0
BRONCOS	10	109	10.9	30	0
OPPONENTS	23	441	19.2	61t	6

PUNTING	No.	Yds.	Avg.	Long	B
Van Heusen	60	2408	40.1	60	1
BRONCOS	66	2980	45.2	69	0

PUNT RETURNS	No.	FC	Yds.	Avg.	Long	TD
Thompson	3	1	84	28.0	59	0
Greer	3	0	66	22.0	65t	1
Sherman	10	5	89	8.9	18	0
Little	8	2	64	8.0	29	0
OTHERS	4	0	7	1.8	5	0
BRONCOS	28	8	310	11.1	65t	1
OPPONENTS	28	19	249	8.9	66t	1

KICKOFF RETURNS	No.	Yds.	Avg.	Long	TD
R. Montgomery	29	756	26.1	94t	1
C. Turner	1	25	25.0	25	0
Dawkins	15	357	23.8	28	0
Krieg	1	18	18.0	18	0
Little	3	48	16.0	22	0
Lynch	3	45	15.0	17	0
Anderson	1	13	13.0	13	0
OTHERS	2	-6	-3.0	-6	0
BRONCOS	55	1256	22.8	94t	1
OPPONENTS	54	1246	23.1	43	0

FIELD GOAL BREAKDOWN	Distance	1-19	20-29	30-39	40-49	50+
Turner	6/6	2/3	6/8	6/11	0/1	
OPPONENTS	4/4	5/5	4/7	7/14	1/3	

TURNER: (15G,29G,40G) (1) (16G) (38G,47N) (37N, 30N) (40N, 44G,8G,27G) (32G,27N,43G) (40G) (46N,38G,12G,36G) (49G,45G,41N) (13G,38G, 49N) (51N) (12G) (35G)

SACKS: Alzado 10.5, P. Smith 10.5, Duranko 4.5, Graham 3, McKoy 3, Myrtle 2.5, R. Jackson 2, Forsberg 1, Hoffman 1, Geddes 1, Domes 1, Team 1, **TOTAL 41.0**

1972 DEFENSIVE STATS

(based on unofficial press box statistics)

	TT	UT	A	SACKS	I-YDS	FR
1 Graham	73	55	18	3	2-10	1
2 Alzado	72	54	18	10.5	0-0	5
3 P. Smith	70	53	17	10.5	0-0	0
4 Greer	56	44	12	0	2-18	1
5 Preece	47	37	10	0	1-30	2
6 Mitchell	46	40	6	0	3-27	0
7 Duranko	43	32	11	4.5	0-0	0
8 Myrtle	40	32	8	2.5	0-0	0
9 Geddes	39	32	7	1	0-0	0
10 Voss	36	26	10	0	0-0	0
11 Forsberg	35	22	13	1	0-0	1
12 McKay	31	27	4	3	0-0	0
Montgomery	31	26	5	0	1-20	1
14 Thompson	27	24	3	0	1-4	0
15 Simone	18	13	5	0	0-0	1
16 Saines	17	11	6	0	0-0	0
17 Domres	11	10	1	1	0-0	0
18 R. Jackson	10	8	2	2	0-0	0
19 Parish	8	6	2	0	0-0	0
20 Criter	6	5	1	0	0-0	0
21 Hoffman	3	1	2	1	0-0	0
22 West	1	1	0	0	0-0	0
23 Team	0	0	0	1	0-0	0
TOTALS	720	559	161	41	10-109	12

1972 GAMES STARTED

OFFENSE	DEFENSE	
QB Johnson, Charley	9 DE Alzado, Lyle	14
QB Ramsey, Steve	5 DE Domres, Tom	3
RB Anderson, Bobby	9 DE Hoffman, John	1
RB Dawkins, Joe	5 DE Jackson, Rich	4
RB Little, Floyd	14 DE Voss, Lloyd	7
WR Harrison, Dwight	1 DT Duranko, Pete	13
WR Moses, Haven	6 DT Smith, Paul	14
WR Sherman, Rod	13 LB Forsberg, Fred	6
WR Simmons, Jerry	8 LB Geddes, Bob	3
TE Masters, Billy	14 LB Graham, Tom	9
C Goeddeke, George	1 LB McKay, Bill	9
C Kaminski, Larry	9 LB Myrtle, Chip	14
C Mapples, Bobby	4 LB Parish, Don	1
T Current, Mike	14 CB Mitchell, Leroy	14
T Montgomery, Marv	14 CB Montgomery, Randy	8
G Jackson, Larron	14 S Greer, Charles	14
G Lyons, Tommy	9 S Preece, Steve	9
G Schnitker, Mike	5 S Saines, George	3
	S/CB Thompson, Billy	8

1972 COACHES

John Ralston (Head Coach), **Max Coley** (Offensive Coordinator/Backfield), **Joe Collier** (Defensive Coordinator/Defensive Backs), **Dick Coury** (Wide Receivers), **Jerry Frei** (Offensive Line), **Bob Gambold** (Linebackers), **Myrel Moore** (Special Teams), **Doc Ulrich** (Defensive Line).

1972 LEADERS / RANKINGS

INDIVIDUAL	PLAYER	NO.	AFC RANK	NFL RANK	NFL LEADER	NO.
Points	Turner	97	51	9t	Marcol (GB)	128
Rushing Yards	Little	859	8	14	Simpson (BUF)	1,251
Passing Yards	Johnson	1,783	8	17	Namath (NYJ)	2,816
Passer Rating	Johnson	74.6	3	8	Kilmer (WAS)	84.8
Receiving Yards	Sherman	661	9	16	Jackson (PHI)	1,048
Receptions	Sherman	38	14t	25t	Jackson (PHI)	62
Interceptions	Mitchell	3	26t	45t	Bradley (PHI)	9

OFFENSE	NO.	AFC RANK	NFL RANK	NFL LEADER	NO.
Points Per Game	23.2	5	9	Miami	27.5
Total Yards Per Game	319.4	4	5	Miami	359.7
Yards Per Play	5.4	3	2	New York Jets	5.8
Rushing Yards Per Game	131.3	10	18	Miami	211.4
Net Passing Yards Per Game	188.1	2	3	New York Jets	198.4

DEFENSE	NO.	AFC RANK	NFL RANK	NFL LEADER	NO.
Points Per Game	25.0	10	21	Miami	12.2
Total Yards Per Game	275.1	4	9	Miami	235.5
Yards Per Play	4.4	3	5	Pittsburgh	4.2
Rushing Yards Per Game	119.1	2	4	Dallas	108.2
Net Passing Yards Per Game	155.9	8	16	Minnesota	121.4

1972 KEY AWARDS

Pro Bowl (1): DT Paul Smith.

1972 NFL STANDINGS

AFC EAST

Team	W	L	T	Pct	PF	PA
y-Miami	14	0	0	1.000	385	171
New York Jets	7	7	0	.500	367	324
Baltimore	5	9	0	.357	235	252
Buffalo	4	9	1	.321	257	377
New England	3	11	0	.214	192	446

AFC CENTRAL

Team	W	L	T	Pct	PF	PA
y-Pittsburgh	11	3	0	.786	343	175
x-Cleveland	10	4	0	.714	268	249
Cincinnati	8	6	0	.571	299	229
Houston	1	13	0	.071	164	380

AFC WEST

Team	W	L	T	Pct	PF	PA
y-Oakland	10	3	1	.750	365	248
Kansas City	8	6	0	.571	287	254
Denver	5	9	0	.357	325	350
San Diego	4	9	1	.321	264	344

NFC EAST

Team	W	L	T	Pct	PF	PA
y-Washington	11	3	0	.786	336	218
x-Dallas	10	4	0	.714	319	240
New York Giants	8	6	0	.571	331	247
St. Louis	4	9	1	.321	193	303
Philadelphia	2	11	1	.179	145	352

NFC CENTRAL

Team	W	L	T	Pct	PF	PA
y-Green Bay	10	4	0	.714	304	226
Detroit	8	5	1	.607	339	290
Minnesota	7	7	0	.500	301	252
Chicago	4	9	1	.321	225	275

NFC WEST

Team	W	L	T	Pct	PF	PA
y-San Francisco	8	5	1	.607	353	249
Atlanta	7	7	0	.500	269	274
Los Angeles	6	7	1	.464	291	286
New Orleans	2	11	1	.179	215	361

x - Wild Card Qualifier; y - Division Title

DIVISIONAL PLAYOFF GAMES

- 12/23 - at Pittsburgh 13, Oakland 7
- 12/23 - Dallas 30, at San Francisco 28
- 12/24 - at Miami 20, Cleveland 14
- 12/24 - at Washington 16, Green Bay 3

CONFERENCE CHAMPIONSHIPS

- 12/31 - Miami 21, at Pittsburgh 17
- 12/31 - at Washington 26, Dallas 3

SUPER BOWL VII (LOS ANGELES)

- 1/14 - Miami 14, Washington 7

1971 FINAL STATISTICS (4-9-1)

Head Coach: Lou Saban (9) / Jerry Smith (5) AFC West: 4th Home Stadium: Mile High Stadium

Date	W-L	Score	Opponent	Attendance	RUSHING	No.	Yds.	Avg.	Long	TD
Sept 19	T	10-10	Miami	51,228	Little	284	1133	4.0	40	6
Sept 26	L	13-34	at Green Bay	47,957	Anderson	139	533	3.8	36	3
Oct 3	L	3-16	Kansas City	51,200	Lynch	26	162	6.2	23	0
Oct 10	L	16-27	Oakland	51,200	Masters	7	71	10.1	37	0
Oct 17	W	20-16	San Diego	51,200	Post	18	44	2.4	16	0
Oct 24	W	27-0	at Cleveland	75,674	C. Turner	17	43	2.5	9	0
Oct 31	L	16-17	at Philadelphia	65,358	Harrison	5	36	7.2	16	0
Nov 7	L	20-24	Detroit	51,200	Mosier	4	31	7.8	29	0
Nov 14	L	10-24	Cincinnati	51,200	Horn	6	15	2.5	10	0
Nov 21	L	10-28	at Kansas City	49,945	Van Heusen	1	10	10.0	10	0
Nov 28	W	22-10	at Pittsburgh	39,710	Simmons	1	7	7.0	7	0
Dec 5	W	6-3	Chicago	51,200	Ramsey	3	6	2.0	6	0
Dec 12	L	17-45	at San Diego	44,347	Gehrke	1	2	2.0	2	0
Dec 19	L	13-21	at Oakland	54,651	Post	1	2	2.0	2	0
					BRONCOS OPPONENTS	512	2093	4.3	40	9
						426	1834	4.3	54	11

TEAM STATISTICS		Den	Opp	RECEIVING		No.	Yds.	Avg.	Long	TD
TOTAL FIRST DOWNS		217	206	Anderson	37	353	9.5	31	1	
Rushing		102	90	Masters	27	382	14.1	25	1	
Passing		105	91	Little	26	255	9.8	74	0	
Penalty		10	25	Simmons	25	403	16.1	47	1	
TOTAL NET YARDS		4158	3819	Harrison	19	265	13.9	43	2	
Avg. Per Game		297.0	272.9	Gehrke	14	254	18.1	48	0	
Total Plays		891	825	Whalen	7	124	17.7	35	0	
Avg. Per Play		4.7	4.6	C. Turner	7	65	9.3	17	1	
NET YARDS RUSHING		2093	1834	Post	4	46	11.5	15	1	
Avg. Per Game		149.5	131.0	Mosier	3	36	12.0	19	0	
Total Rushes		512	426	Lynch	2	42	21.0	40	1	
Avg. Per Rush		4.1	4.3	Bowdell	1	19	19.0	19	0	
NET YARDS PASSING		2065	1985	Van Heusen	1	10	10.0	10	0	
Avg. Per Game		147.5	141.8	Washington	1	0	0.0	0	0	
Sacked/Yards Lost		22/178	44/435	Schnitker	1	-11	-11.0	-11	0	
Gross Yards		2243	2420	BRONCOS OPPONENTS	175	2243	12.8	74	8	
Att./Completions		357/175	356/150	OPONENTS	150	2420	16.1	77	18	
Completion Pct.		49.0	42.1							
Had Intercepted		27	20							
Avg. Gain per Attempt		5.4	5.0							
Avg. Gain per Completion		12.8	16.1							

PUNTS/AVERAGE		Den	Opp	INTERCEPTIONS		No.	Yds.	Avg.	Long	TD
Had Blocked		2	0	Thompson	5	83	16.6	42	0	
PUNT RETURNS		41/320	45/468	Forsberg	3	75	25.0	40	1	
Avg. Per Return		7.8	10.4	Myrtle	3	64	21.3	30	0	
KICKOFF RETURNS		44/960	43/1059	Greer	3	32	10.7	30	0	
Avg. Per Return		21.8	24.6	Gordon	2	21	10.5	21	0	
INTERCEPTIONS/RET.		20/288	27/432	Mitchell	2	0	0.0	0	0	
PENALTIES/YARDS		67/781	78/771	Washington	1	8	8.0	8	0	
FUMBLES/BALL LOST		25/12	36/20	Underwood	1	5	5.0	5	0	
TOUCHDOWNS		18	32	BRONCOS OPPONENTS	20	288	14.4	42	1	
Rushing		9	11	OPONENTS	27	432	16.0	69	2	
Passing		8	18							
Others (see individuals)		1	3							
POINTS AFTER TOUCHDOWN		18	32							
FIELD GOALS		25/38	17/34							

Distance	1-19	20-29	30-39	40-59	50+	PUNTING		No.	Yds.	Avg.	Long	B
Turner	8/9	3/5	8/11	6/12	0/1	Van Heusen	76	3176	41.8	62	2	
OPONENTS	5/5	6/9	4/7	2/11	0/2	OPONENTS	67	3061	45.7	73	0	

SCORE BY PERIODS		1	2	3	4	OT	Total	KICKOFF RETURNS		No.	Yds.	Avg.	Long	TD
BRONCOS		39	62	32	70	—	203	Little	7	199	28.3	48	0	
OPONENTS		54	74	86	61	—	275	Anderson	8	187	23.4	33	0	

SCORING	TD	Ru	Pa	Rt	PAT	FG	\$	PTS	PUNT RETURNS		No.	FC	Yds.	Avg.	Long	TD
Turner	0	0	0	0	18/18	25/38	0	93	Thompson	29	4	274	9.4	28	0	
Little	6	6	0	0	0/0	0/0	0	36	Greer	11	0	46	4.2	14	0	
Anderson	4	3	1	0	0/0	0/0	0	24	Mitchell	0	1	0	0.0	0	0	
Harrison	2	0	2	0	0/0	0/0	0	12	BRONCOS	41	4	320	7.8	28	0	
Lynch	1	0	1	0	0/0	0/0	1	8	OPONENTS	45	14	468	10.4	74	0	
Post	1	0	1	0	0/0	0/0	0	6								
Simmons	1	0	1	0	0/0	0/0	0	6								
Masters	1	0	1	0	0/0	0/0	0	6								
Forsberg	1	0	0	1	0/0	0/0	0	6								
C. Turner	1	0	1	0	0/0	0/0	0	6								
BRONCOS	18	9	8	1	18/18	25/38	1	203								
OPONENTS	32	11	18	3	32/32	17/34	0	275								

SACKS: P. Smith 12, Alzado 8, Costa 6, Forsberg 4, R. Jackson 3.5, Campbell 2.5, Domres 2, Underwood 2, Inman 2, Myrtle 1, Washington 1, **TOTAL 44.0**

PASSING	Att.	Comp.	Yds.	Comp.%	Yd./Att.	Sack/Lost	TD	TD%	Int	Int%	LG	Rtg.
Ramsey	178	84	1120	47.2	6.29	13/105	5	2.8	13	7.3	47	46.6
Horn	173	89	1056	51.4	6.10	8/67	3	1.7	14	8.1	74	42.4
Anderson	3	1	48	33.3	16.00	1/6	0	0.0	0	0.0	48	81.9
Gehrke	2	1	19	50.0	9.50	0/0	0	0.0	0	0.0	19	83.3
Little	1	0	0	0.0	0.00	0/0	0	0.0	0	0.0	—	39.6
Van Heusen	1	0	0	0.0	0.00	0/0	0	0.0	0	0.0	—	39.6
BRONCOS	358	175	2243	48.9	6.27	22/178	8	2.2	27	7.5	74	44.9
OPONENTS	356	150	2420	42.1	6.80	44/435	18	5.1	20	5.6	77	59.0



1971 DEFENSIVE STATS

(based on unofficial press box statistics)

	TT	UT	A	SACKS	I-YDS	FR
1 Forsberg	73	54	19	4	3-75	0
2 Saimes	56	46	10	0	0-0	1
3 Alzado	55	42	13	8	0-0	0
4 P. Smith	52	34	18	12	0-0	1
5 Myrtl	40	30	10	1	3-64	4
6 Thompson	38	31	7	0	5-83	1
Costa	38	25	13	6	0-0	3
8 Greer	37	28	9	0	3-32	0
9 Washington	35	29	6	1	1-8	1
10 Underwood	32	25	7	2	1-5	0
11 Mitchell	27	25	2	0	2-0	1
12 Jackson	22	14	8	3.5	0-0	1
13 Domres	19	12	7	2	0-0	0
14 Inman	15	10	5	2	0-0	1
15 Campbell	14	10	4	2.5	0-0	0
16 McKay	8	7	1	0	0-0	0
Montgomery	8	6	2	0	0-0	0
18 Gordon	7	7	0	0	2-21	0
19 Criter	3	2	1	0	0-0	0
Byrd	3	1	2	0	0-0	0
21 Barnes	1	1	0	0	0-0	0
TOTALS	583	439	144	44	20-288	14

1971 GAMES STARTED

OFFENSE	DEFENSE		
QB Horn, Don	9	DE Alzado, Lyle	11
QB Ramsey, Steve	5	DE Campbell, Carter	2
RB Anderson, Bobby	13	DE Jackson, Rich	8
RB Little, Floyd	13	DT Costa, Dave	14
RB Lynch, Fran	1	DT Domres, Tom	5
RB Post, Dickie	1	DT Inman, Jerry	3
WR Gehrke, Jack	10	DT Smith, Paul	13
WR Harrison, Dwight	5	LB Forsberg, Fred	14
WR Mosier, John	1	LB Myrtle, Chip	14
WR Simmons, Jerry	12	LB Underwood, Olen	4
TE Masters, Billy	12	LB Washington, Dave	10
TE Whalen, Jim	2	CB Mitchell, Leroy	14
C/G Goeddeke, George	12	CB Thompson, Billy	14
C Kaminski, Larry	3	S Greer, Charles	14
T Current, Mike	14	S Saimes, George	14
T Shoals, Roger	14		
G Brunelli, Sam	4		
G Jackson, Larron	9		
G Lyons, Tommy	1		
G Schnitker, Mike	13		

1971 COACHES

Lou Saban (Head Coach - First 9 Gms.), **Joe Collier** (Defensive Secondary), **Whitey Dovel** (Special Teams/Tight Ends), **Hunter Enis** (Offensive Backfield), **Stan Jones** (Defensive Line), **Jerry Smith** (Offensive Line / Head Coach - Final 5 Gms.).

1971 LEADERS / RANKINGS

INDIVIDUAL	PLAYER	NO.	AFC RANK	NFL RANK	NFL LEADER	NO.
Points	Turner	93	4	7	Yepremian (MIA)	117
Rushing Yards	Little	1,133	1	1	Little (DEN)	1,133
Passing Yards	Ramsey	1,120	12	26	Hadl (SD)	3,075
Passer Rating	Ramsey	46.6	9	19	Staubach (DAL)	104.8
Receiving Yards	Simmons	403	26	53	Taylor (KC)	1,110
Receptions	Anderson	37	17	29†	Bieleitnikoff (OAK)	61
Interceptions	Thompson	5	8†	19†	Bradley (PHI)	11

OFFENSE	NO.	AFC RANK	NFL RANK	NFL LEADER	NO.
Points Per Game	14.5	12	24	Dallas	29.0
Total Yards Per Game	297.0	6	11	Dallas	359.6
Yards Per Play	4.7	6	9†	Three Teams	5.5
Rushing Yards Per Game	149.5	5	10	Miami	173.5
Net Passing Yards Per Game	147.5	8	17	San Diego	223.9

DEFENSE	NO.	AFC RANK	NFL RANK	NFL LEADER	NO.
Points Per Game	19.6	6	12	Minnesota	9.9
Total Yards Per Game	272.9	5	10	Baltimore	203.7
Yards Per Play	4.6	3†	6†	Baltimore	3.8
Rushing Yards Per Game	131.0	8	14	Baltimore	79.5
Net Passing Yards Per Game	141.8	3	5	Atlanta	117.0

1971 KEY AWARDS

Pro Bowl (2): DE Rich Jackson, RB Floyd Little. **All-Pro (1):** RB Floyd Little.

1971 NFL STANDINGS

AFC EAST

Team	W	L	T	Pct	PF	PA
y-Miami	10	3	1	.769	315	174
x-Baltimore	10	4	0	.714	313	140
New England	6	8	0	.429	238	325
New York Jets	6	8	0	.429	212	299
Buffalo	1	13	0	.071	184	394

AFC CENTRAL

Team	W	L	T	Pct	PF	PA
y-Cleveland	9	5	0	.643	285	273
Pittsburgh	6	8	0	.429	246	292
Houston	4	9	1	.308	251	330
Cincinnati	4	10	0	.286	284	265

AFC WEST

Team	W	L	T	Pct	PF	PA
y-Kansas City	10	3	1	.769	302	208
Oakland	8	4	2	.667	344	278
San Diego	6	8	0	.429	311	341
Denver	4	9	1	.308	203	275

NFC EAST

Team	W	L	T	Pct	PF	PA
y-Dallas	11	3	0	.786	406	222
x-Washington	9	4	1	.692	276	190
Philadelphia	6	7	1	.462	221	302
St. Louis	4	9	1	.308	231	279
New York Giants	4	10	0	.286	228	362

NFC CENTRAL

Team	W	L	T	Pct	PF	PA
y-Minnesota	11	3	0	.786	245	139
Detroit	7	6	1	.538	341	286
Chicago	6	8	0	.429	185	276
Green Bay	4	8	2	.333	274	298

NFC WEST

Team	W	L	T	Pct	PF	PA
y-San Francisco	9	5	0	.643	300	216
Los Angeles	8	5	1	.615	313	260
Atlanta	7	6	1	.538	274	277
New Orleans	4	8	2	.333	266	347

x - Wild Card Qualifier; y - Division Title

(NOTE - in 1971 tie games were not included in winning percentage)

DIVISIONAL PLAYOFF GAMES

12/25 - Miami 27, at Kansas City 24 (OT)

12/25 - Dallas 20, at Minnesota 12

12/26 - Baltimore 20, at Cleveland 3

12/26 - at San Francisco 24, Washington 20

CONFERENCE CHAMPIONSHIPS

1/2 - at Miami 21, Baltimore 0

1/2 - at Dallas 14, San Francisco 3

SUPER BOWL VI (NEW ORLEANS)

1/16 - Dallas 24, Miami 3

1970 FINAL STATISTICS (5-8-1)

Head Coach: Lou Saban AFC West: 4th Home Stadium: Mile High Stadium

Date	W-L	Score	Opponent	Attendance	RUSHING	No.	Yds.	Avg.	Long	TD
Sept 20	W	25-10	at Buffalo	34,882	Little	209	901	4.3	80t	3
Sept 27	W	16-13	Pittsburgh	50,705	Anderson	83	368	4.4	27t	4
Oct 4	W	26-13	Kansas City	50,705	Crenshaw	69	200	2.9	25	5
Oct 11	L	23-35	at Oakland	54,436	Turner	29	106	3.7	12	2
Oct 18	W	24-10	Atlanta	50,705	Pastrana	14	89	6.4	14	1
Oct 25	L	14-19	at San Francisco	39,515	Lynch	20	81	4.1	19	1
Nov 1	L	3-19	Washington	50,705	Liske	7	42	6.0	14	1
Nov 8	L	21-24	at San Diego	48,327	Tensi	4	14	3.5	15	0
Nov 15	L	19-24	Oakland	50,959	Haffner	1	1	1.0	1	0
Nov 22	W	31-6	at New Orleans	66,837	BRONCOS	436	1802	4.1	80t	17
Nov 29	L	21-31	at Houston	35,733	OPPONENTS	409	1351	3.3	65t	7
Dec 6	L	0-16	at Kansas City	50,454	RECEIVING	No.	Yds.	Avg.	Long	TD
Dec 13	T	17-17	San Diego	50,959	Denson	47	646	13.7	42	2
Dec 20	L	13-27	Cleveland	51,001	Whalen	36	503	14.0	34	3

TEAM STATISTICS		Den	Opp				
TOTAL FIRST DOWNS		217	199				
Rushing		87	67				
Passing		112	118				
Penalty		18	14				
TOTAL NET YARDS		3827	3705				
Avg. Per Game		273.4	264.6				
Total Plays		883	838				
Avg. Per Play		4.3	4.4				
NET YARDS RUSHING		1802	1351				
Avg. Per Game		128.7	96.5				
Total Rushes		436	409				
Avg. Per Rush		4.1	3.3				
NET YARDS PASSING		2025	2354				
Avg. Per Game		144.6	168.1				
Sacked/Yards Lost		44/333	50/456				
Gross Yards		2358	2810				
Att./Completions		403/183	379/191				
Completion Pct.		45.4	50.4				
Had Intercepted		28	16				
Avg. Gain per Attempt		5.0	6.2				
Avg. Gain per Completion		12.9	14.7				
PUNTS/AVERAGE		87/42.9	89/44.9				
Had Blocked		0	0				
PUNT RETURNS		63/556	56/416				
Avg. Per Return		8.8	7.4				
KICKOFF RETURNS		49/1114	24/544				
Avg. Per Return		22.7	22.7				
INTERCEPTIONS/RET.		16/220	28/213				
PENALTIES/YARDS		94/887	82/802				
FUMBLES/BALL LOST		23/13	35/16				
TOUCHDOWNS		28	28				
Rushing		17	7				
Passing		11	20				
Others (see individuals)		0	1				
POINTS AFTER TOUCHDOWN		27	27				
FIELD GOALS		18/32	23/36				
Distance	1-19	20-29	30-39	40-59	50+	OT	Total
Howfield	2/3	3/6	5/7	6/9	2/5	—	253
						—	264

SCORE BY PERIODS		1	2	3	4	OT	Total
BRONCOS		44	60	45	104	—	253
OPPONENTS		74	93	57	40	—	264

SCORING	TD	Ru	Pa	Rt	PAT	FG	S	PTS
Howfield	0	0	0	0	27/28	18/32	0	81
Crenshaw	6	5	1	0	0/0	0/0	0	36
Anderson	4	4	0	0	0/0	0/0	0	24
Little	3	3	0	0	0/0	0/0	0	18
Whalen	3	0	3	0	0/0	0/0	0	18
Denson	2	0	2	0	0/0	0/0	0	12
Masters	2	0	2	0	0/0	0/0	0	12
Turner	2	2	0	0	0/0	0/0	0	12
Van Heusen	2	0	2	0	0/0	0/0	0	12
Haffner	1	0	1	0	0/0	0/0	0	6
Liske	1	1	0	0	0/0	0/0	0	6
Lynch	1	1	0	0	0/0	0/0	0	6
Pastrana	1	1	0	0	0/0	0/0	0	6
Washington	0	0	0	0	0/0	0/0	1	2
TEAM	0	0	0	0	0/0	0/0	1	2
BRONCOS	28	17	11	0	27/28	18/32	2	253
OPPONENTS	28	17	20	1	27/28	23/36	0	264

RECEIVING		No.	Yds.	Avg.	Long	TD
Whalen		36	503	14.0	34	3
Crenshaw		18	105	5.8	35	1
Little		17	161	9.5	39	0
Van Heusen		16	382	23.9	74	2
Haffner		12	196	16.3	28t	1
Anderson		9	140	15.6	37	0
Masters		9	83	9.2	18	2
Turner		8	23	2.9	11	0
Lynch		7	69	9.9	36	0
Embree		4	50	12.5	20	0
BRONCOS		183	2358	12.9	74	11
OPPONENTS		191	2810	14.7	63t	20

INTERCEPTIONS		No.	Yds.	Avg.	Long	TD
Martha		6	99	16.5	50	0
Greer		4	20	5.0	15	0
Gordon		3	26	8.7	24	0
Thompson		2	65	32.5	33	0
Wade		1	10	10.0	10	0
BRONCOS		16	220	13.8	50	0
OPPONENTS		28	213	7.6	26	0

PUNTING		No.	Yds.	Avg.	Long	B
Van Heusen		87	3732	42.9	64	0
OPPONENTS		89	3998	44.9	68	0

PUNT RETURNS		No.	FC	Yds.	Avg.	Long	TD
Thompson		23	1	233	10.1	45	0
Greer		14	4	123	8.8	38	0
Little		22	3	187	8.5	24	0
Jaquess		4	5	13	3.3	7	0
BRONCOS		63	13	556	8.8	45	0
OPPONENTS		56	16	416	7.4	60	0

KICKOFF RETURNS		No.	Yds.	Avg.	Long	TD
Anderson		21	520	24.8	39	0
Thompson		9	188	20.9	29	0
Hendren		8	197	24.6	30	0
Little		6	126	21.0	28	0
Crier		2	20	10.0	10	0
Turner		1	31	31.0	31	0
Washington		1	20	20.0	20	0
Myrtle		1	1	1.0	1	0
Lynch		0	11	—	11	0
BRONCOS		49	1114	22.7	39	0
OPPONENTS		24	544	22.7	51	0

**return yardage gained by lateral*

SACKS: P. Smith 11.5, Jackson 10, Costa 9, Duranko 7, Washington 5.5, Myrtle 3, Cunningham 1, Greer 1, Inman 0.5, Roche 0.5, Team 1, **TOTAL 50.0**

PASSING	Att.	Comp.	Yds.	Comp.%	Yd./Att.	Sack/Lost	TD	TD%	Int	Int%	LG	Rtg.
Liske	238	112	1340	47.1	5.63	28/228	7	2.9	11	4.6	74	55.3
Tensi	80	38	539	47.5	6.74	6/35	3	3.8	8	10.0	42	42.7
Pastrana	75	29	420	38.7	5.60	8/60	1	1.3	9	12.0	58t	22.5
Anderson	4	7	4	59	57.1	8.43	1/5	0	0.0	0.0	25	84.8
Van Heusen	1	0	0	0.0	0.00	0/0	0	0.0	0.0	0.0	—	39.6
Little	2	0	0	0.0	0.00	1/5	0	0.0	0.0	0.0	—	39.6
BRONCOS	403	193	2358	45.4	5.85	44/333	11	2.7	28	6.9	74	44.5
OPPONENTS	379	191	2810	50.4	7.41	50/456	20	5.3	16	4.2	63t	75.0

1970 DEFENSIVE STATS

(based on unofficial press box statistics)

	TT	UT	A	SACKS	I-YDS	FR
1 Jackson	88	64	24	10	0-0	0
2 Forsberg	85	65	20	0	0-0	1
3 P. Smith	79	59	20	11.5	0-0	0
4 Costa	68	44	24	9	0-0	3
5 Martha	64	41	23	0	6-99	0
6 Greer	63	51	12	1	4-20	3
7 Washington	48	36	12	5.5	0-0	1
8 Duranko	47	41	6	7	0-0	0
9 Cunningham	39	23	16	1	0-0	2
10 Gordon	38	33	5	0	3-26	0
11 Thompson	30	25	5	0	2-65	1
12 Saines	23	17	6	0	0-0	0
13 Jaquess	22	18	4	0	0-0	0
Myrtle	22	13	9	3	0-0	1
15 Inman	16	7	9	0.5	0-0	0
16 Roche	13	10	3	0.5	0-0	0
17 Butler	10	9	1	0	0-0	0
18 Criter	8	5	3	0	0-0	1
19 Wade	7	5	2	0	1-10	0
20 Edgersson	6	5	1	0	0-0	0
21 Garrett	2	2	0	0	0-0	0
22 Barnes	1	1	0	0	0-0	0
23 Team	0	0	0	0.5	0-0	0
TOTALS	779	574	205	49.5	16-220	13

1970 GAMES STARTED

OFFENSE		DEFENSE	
QB Liske, Pete	9	DE Duranko, Pete	14
QB Pastrana, Al	3	DE Jackson, Rich	14
QB Tensi, Steve	2	DT Costa, Dave	14
RB Crenshaw, Willis	12	DT Smith, Paul	14
RB Little, Floyd	14	LB Criter, Ken	1
RB Lynch, Fran	2	LB Cunningham, Carl	14
WR Denson, Al	14	LB Forsberg, Fred	13
WR Embree, John	1	LB Inman, Jerry	1
WR Haffner, Mike	7	LB Myrtle, Chip	2
WR Van Heusen, Bill	5	LB Washington, Dave	11
TE Masters, Billy	2	CB Gordon, Cornell	14
TE Whalen, Jim	13	CB Jaquess, Pete	2
C Kaminski, Larry	14	CB Mitchell, Alvin	1
T Alexakos, Steve	1	CB Thompson, Billy	9
T Bachman, Jay	1	CB Wade, Bob	2
T Brunelli, Sam	12	S Greer, Charles	14
T Current, Mike	14	S Martha, Paul	12
G Goeddeke, George	14	S Saines, George	2
G Schnitker, Mike	2		
G Young, Bob	12		

1970 COACHES

Lou Saban (Head Coach), Joe Collier (Defensive Backfield), Whitey Dovel (Offensive Line), Hunter Enis (Offensive Backfield), Stan Jones (Defensive Line), Dick MacPherson (Linebackers), Sam Rutigliano (Wide Receivers).

1970 LEADERS / RANKINGS

INDIVIDUAL	PLAYER	NO.	AFR RANK	NFL RANK	NFL LEADER	NO.
Points	Howfield	81	7	16	Cox (MIN)	125
Rushing Yards	Little	901	1	4	Brown (WAS)	1,125
Passing Yards	Liske	1,340	11	23	Brodie (SF)	2,941
Passer Rating	Liske	55.3	10	22	Brodie (SF)	93.8
Receiving Yards	Denson	646	10	21	Washington (SF)	1,100
Receptions	Denson	47	2t	10t	Gordon (CHI)	71
Interceptions	Martha	6	4t	9t	Robinson (KC)	10

OFFENSE	NO.	AFR RANK	NFL RANK	NFL LEADER	NO.
Points Per Game	18.1	9	18	San Francisco	25.1
Total Yards Per Game	273.4	10	18	Oakland	344.9
Yards Per Play	4.3	12	21t	Oakland/St. Louis	5.3
Rushing Yards Per Game	128.7	5	9	Dallas	164.3
Net Passing Yards Per Game	144.6	9	19	San Francisco	208.8

DEFENSE	NO.	AFR RANK	NFL RANK	NFL LEADER	NO.
Points Per Game	18.9	5	12	Minnesota	10.2
Total Yards Per Game	264.6	3	7	Minnesota	200.2
Yards Per Play	4.4	2t	6t	Minnesota	3.4
Rushing Yards Per Game	96.5	2	3	Detroit	82.3
Net Passing Yards Per Game	188.1	8	18	Minnesota	102.7

1970 KEY AWARDS

Pro Bowl (2): DE Rich Jackson, RB Floyd Little. All-Pro (2): DE Rich Jackson, RB Floyd Little.

1970 NFL STANDINGS

AFC EAST

Team	W	L	T	Pct	PF	PA
y-Baltimore	11	2	1	.846	321	234
x-Miami	10	4	0	.714	297	228
New York Jets	4	10	0	.286	255	286
Buffalo	3	10	1	.231	204	337
Boston	2	12	0	.143	149	361

AFC CENTRAL

Team	W	L	T	Pct	PF	PA
y-Cincinnati	8	6	0	.571	312	255
Cleveland	7	7	0	.500	286	265
Pittsburgh	5	9	0	.357	210	272
Houston	3	10	1	.321	217	352

AFC WEST

Team	W	L	T	Pct	PF	PA
y-Oakland	8	4	2	.667	300	293
Kansas City	7	5	2	.583	272	244
San Diego	5	6	3	.455	282	278
Denver	5	8	1	.385	253	264

NFC EAST

Team	W	L	T	Pct	PF	PA
y-Dallas	10	4	0	.714	299	221
New York Giants	9	5	0	.643	301	270
St. Louis	8	5	1	.615	325	228
Washington	6	8	0	.429	297	314
Philadelphia	3	10	1	.231	241	332

NFC CENTRAL

Team	W	L	T	Pct	PF	PA
y-Minnesota	12	2	0	.857	335	143
x-Detroit	10	4	0	.714	347	202
Green Bay	6	8	0	.429	196	293
Chicago	6	8	0	.429	256	261

NFC WEST

Team	W	L	T	Pct	PF	PA
y-San Francisco	10	3	1	.769	352	267
Los Angeles	9	4	1	.692	325	202
Atlanta	4	8	2	.333	206	261
New Orleans	2	11	1	.154	172	347

x - Wild Card Qualifier; y - Division Title
(NOTE - in 1970 tie games were not included in winning percentage)

DIVISIONAL PLAYOFF GAMES

- 12/26 - at Baltimore 17, Cincinnati 0
- 12/26 - at Dallas 5, Detroit 0
- 12/27 - at Oakland 21, Miami 14
- 12/27 - San Francisco 17, at Minnesota 14

CONFERENCE CHAMPIONSHIPS

- 1/3 - at Baltimore 27, Oakland 17
- 1/3 - Dallas 17, at San Francisco 10

SUPER BOWL V (MIAMI)

- 1/17 - Baltimore 16, Dallas 13

1969 FINAL STATISTICS (5-8-1)

Head Coach: Lou Saban AFL West: 4th Home Stadium: Mile High Stadium

Date	W-L	Score	Opponent	Attendance	RUSHING	No.	Yds.	Avg.	Long	TD
Sept 14	W	35-7	Boston	43,482	Little	146	729	5.0	48t	6
Sept 21	W	21-19	New York Jets	50,583	Lynch	96	407	4.2	54	2
Sept 28	L	28-41	at Buffalo	40,302	Quayle	57	183	3.2	17	0
Oct 5	L	13-26	Kansas City	50,564	Smiley	56	166	3.0	26	3
Oct 12	L	14-24	Oakland	49,511	Tensi	12	63	5.3	17	0
Oct 19	W	30-23	at Cincinnati	27,920	Liske	10	50	5.0	19	0
Oct 26	L	21-24	at Houston	45,348	Williams	10	18	1.8	8	1
Nov 2	W	13-0	San Diego	45,511	Denson	1	9	9.0	9	0
Nov 9	L	10-41	at Oakland	54,416	Burnett	5	9	1.8	5	0
Nov 16	T	20-20	Houston	45,002	Jones	1	3	3.0	3	0
Nov 23	L	24-45	at San Diego	34,664	BRONCOS	394	1637	4.2	54	12
Nov 27	L	17-31	at Kansas City	48,773	OPPONENTS	436	1709	3.9	43t	15
Dec 7	L	24-27	at Miami	25,332						
Dec 14	W	27-16	Cincinnati	42,198						

TEAM STATISTICS		Den	Opp
TOTAL FIRST DOWNS			
		243	278
Rushing		87	95
Passing		130	151
Penalty		26	30
TOTAL NET YARDS			
		4161	4641
Avg. Per Game		297.2	331.5
Total Plays		841	918
Avg. Per Play		4.9	5.1
NET YARDS RUSHING			
		1637	1709
Avg. Per Game		116.9	122.1
Total Rushes		394	436
Avg. Per Rush		4.2	3.9
NET YARDS PASSING			
		2524	2932
Avg. Per Game		180.3	209.4
Sacked/Yards Lost		44/311	45/363
Att./Completions		403/192	437/223
Completion Pct.		47.6	51.0
Had Intercepted		23	14
Touchdowns		23	19
Avg. Gain per Attempt		6.3	6.7
Avg. Gain per Completion		13.1	13.1
PUNTS/AVERAGE			
		72/40.1	71/43.1
Had Blocked		1	0
PUNT RETURNS			
		37/450	35/246
Avg. Per Return		12.2	7.0
KICKOFF RETURNS			
		56/1323	21/471
Avg. Per Return		23.6	22.4
INTERCEPTIONS/RET.			
		14/228	23/421
PENALTIES/YARDS			
		79/738	84/901
FUMBLES/BALL LOST			
		15/8	24/14
TOUCHDOWNS			
		37	40
Rushing		12	15
Passing		23	19
Others (Safety)		2	6
PAT (Kicking)			
		36/37	38/39
PAT (Passing)			
		0/0	0/1
PAT (Rushing)			
		0/0	0/0
FIELD GOALS			
		13/29	22/32

SCORE BY PERIODS		1	2	3	4	OT	Total
BRONCOS		72	89	61	75	—	297
OPPONENTS		67	86	86	105	—	344

SCORING	TD	Ru	Pa	Rt	PAT	FG	S	PTS
Howfield	0	0	0	0	36/37	13/29	0	75
Denson	10	0	10	0	0/0	0/0	0	60
Little	7	6	1	0	0/0	0/0	0	42
Haffner	5	0	5	0	0/0	0/0	0	30
Embree	5	0	5	0	0/0	0/0	0	30
Smiley	4	3	1	0	0/0	0/0	0	24
Lynch	2	2	0	0	0/0	0/0	0	12
Thompson	1	0	0	1	0/0	0/0	0	6
Burrell	1	0	0	1	0/0	0/0	0	6
Buckman	1	0	1	0	0/0	0/0	0	6
Williams	1	1	0	0	0/0	0/0	0	6
BRONCOS	37	12	23	2	36/37	13/29	0	297
OPPONENTS	40	15	19	6	38/39	22/32	0	344

RECEIVING		No.	Yds.	Avg.	Long	TD
Denson		53	809	15.3	62t	10
Haffner		35	563	16.1	46	5
Embree		29	469	16.2	79t	5
Little		19	218	11.5	67t	1
Quayle		11	167	15.2	71	0
Beer		9	200	22.2	48	0
Pivec		9	117	13.0	18	0
Lynch		9	86	9.6	19	0
Williams		5	56	11.2	14	0
Smiley		5	23	4.6	17t	1
Buckman		4	48	12.0	20	1
Van Heusen		3	64	31.3	36	0
Pastrana		1	15	15.0	15	0
BRONCOS		192	2835	14.8	79t	23
OPPONENTS		223	3295	14.8	86t	19

INTERCEPTIONS		No.	Yds.	Avg.	Long	TD
Thompson		3	92	30.7	57t	1
Burrell		2	65	32.5	38t	1
Cavness		2	30	15.0	29	0
Huard		2	18	9.0	18	0
Greer		2	13	6.5	13	0
Cunningham		2	10	5.0	5	0
Hollomon		1	0	0.0	0	0
BRONCOS		14	228	16.3	57t	2
OPPONENTS		23	421	18.3	87t	4

PUNTING		No.	Yds.	Avg.	Long	B
Van Heusen		25	1021	40.8	61	0
Hollomon		47	1868	39.7	57	1
BRONCOS		72	2889	40.1	61	1
OPPONENTS		71	3059	43.1	98	0

PUNT RETURNS		No.	FC	Yds.	Avg.	Long	TD
Thompson		25	5	288	11.5	40	0
Little		6	2	70	11.7	52	0
Burrell		5	2	56	11.2	42	0
Greer		1	0	36	36.0	36	0
BRONCOS		37	9	450	12.2	52	0
OPPONENTS		35	20	246	7.0	36	0

KICKOFF RETURNS		No.	Yds.	Avg.	Long	TD
Thompson		18	513	28.5	63	0
Williams		23	574	25.0	38	0
Burrell		6	108	18.0	30	0
Little		3	81	27.0	30	0
Criter		3	31	10.3	14	0
Barnes		1	16	16.0	16	0
Hollomon		1	0	0.0	—	0
Myrtle		1	0	0.0	—	0
BRONCOS		56	1323	23.6	63	0
OPPONENTS		21	471	22.4	53t	1

SACKS: Jackson 12.5, Costa 11.5, Duranko 7, Cunningham 3, P. Smith 3, Richter 2, Mirich 2, Myrtle 2, Inman 2, **TOTAL 45.0**

PASSING	Att.	Comp.	Yds.	Comp.%	Yd./Att.	Sack/Lost	TD	TD%	Int	Int%	LG	Rtg.
Tensi	286	131	1990	45.8	6.96	29/208	14	4.9	12	4.2	79t	68.1
Liske	115	61	845	53.0	7.35	15/103	9	7.8	11	9.6	71	63.4
Little	2	0	0	0.0	0.00	0/0	0	0.0	0	0.0	—	39.6
BRONCOS	403	192	2835	47.6	7.03	44/311	23	5.7	23	5.7	79t	66.3
OPPONENTS	437	223	3295	51.0	7.54	45/363	19	4.3	14	3.2	86t	77.2

1969 PRIMARY STARTERS

OFFENSE	DEFENSE
SE Denson, Al	LE Jackson, Rich
SE Haffner, Mike	LT Smith, Paul
LT Brunelli, Sam	LT Inman, Jerry
LG Goeddeke, George	RT Costa, Dave
C Kaminski, Larry	RE Duranko, Pete
RG Young, Bob	LLB Cunningham, Carl
RT Current, Mike	MLB Huard, John
TE Beer, Tom	RLB Myrtle, Chip
TE Pivec, Dave	LC Cavness, Grady
WR Embree, John	RC Thompson, Billy
QB Tensi, Steve	FS Jaquess, Pete
QB Liske, Peter	FS Burrell, George
HB Little, Floyd	SS Greer, Charles
HB Quayle, Frank	
FB Lynch, Fran	
FB Smiley, Tom	

1969 COACHES

Lou Saban (Head Coach), Joe Collier (Defensive Backfield), Whitey Dovel (Offensive Line), Hunter Enis (Offensive Backfield), Stan Jones (Defensive Line), Dick MacPherson (Linebackers), Sam Rutigliano (Wide Receivers).

1969 LEADERS / RANKINGS

INDIVIDUAL	PLAYER	NO.	AFL RANK	AFL LEADER	NO.
Points	Howfield	75	8	Turner (NYJ)	129
Rushing Yards	Little	729	5	Post (SD)	873
Passing Yards	Tensi	1,990	6	Lamonica (OAK)	3,302
Passer Rating	Tensi	68.1	4	Cook (CIN)	88.3
Receiving Yards	Denson	809	7	Wells (OAK)	1,260
Receptions	Denson	53	3	Alworth (SD)	64
Interceptions	Thompson	3	28t	Thomas (KC)	9

OFFENSE	NO.	AFL RANK	AFL LEADER	NO.
Points Per Game	21.2	4	Oakland	26.9
Total Yards Per Game	297.2	6	Oakland	359.7
Yards Per Play	4.9	5	Oakland	5.5
Rushing Yards Per Game	116.9	6	Kansas City	158.6
Net Passing Yards Per Game	180.3	5	Oakland	233.6

DEFENSE	NO.	AFL RANK	AFL LEADER	NO.
Points Per Game	24.6	8	Kansas City	12.6
Total Yards Per Game	331.5	8	Kansas City	225.9
Yards Per Play	5.1	6	Kansas City	4.0
Rushing Yards Per Game	122.1	7	Kansas City	77.9
Net Passing Yards Per Game	209.4	10	Kansas City	148.0

1969 KEY AWARDS

All-Pro (2): DE Rich Jackson (second team), RB Floyd Little (first team). AP All-AFL (2): DE Rich Jackson, RB Floyd Little. AFL All-Star Game (6): DT Dave Costa, T Mike Current, WR Al Denson, G George Goeddeke, DE Rich Jackson, RB Floyd Little.

1969 AFL STANDINGS

AFL EAST						
Team	W	L	T	Pct	PF	PA
y-New York Jets	10	4	0	.714	353	269
x-Houston	6	6	2	.500	278	279
Boston	4	10	0	.286	266	316
Buffalo	4	10	0	.286	230	359
Miami	3	10	1	.231	233	332

AFL WEST						
Team	W	L	T	Pct	PF	PA
y-Oakland	12	1	1	.923	377	242
x-Kansas City	11	3	0	.786	359	177
San Diego	8	6	0	.571	288	276
Denver	5	8	1	.385	297	344
Cincinnati	4	9	1	.308	280	367

x - Made Playoffs; y - Division Title

DIVISIONAL PLAYOFF GAMES

12/20 - Kansas City 13, at New York Jets 6
12/21 - at Oakland 56, Houston 7

AFL CHAMPIONSHIP

1/4 - Kansas City 17, at Oakland 7

1969 NFL STANDINGS

EAST-CAPITOL						
Team	W	L	T	Pct	PF	PA
y-Dallas	11	2	1	.846	369	223
Washington	7	5	2	.583	307	319
New Orleans	5	9	0	.357	311	393
Philadelphia	4	9	1	.308	279	377

EAST-CENTURY						
Team	W	L	T	Pct	PF	PA
y-Cleveland	10	3	1	.769	351	300
New York Giants	6	8	0	.429	264	298
St. Louis	4	9	1	.308	314	389
Pittsburgh	1	13	0	.071	218	404

WEST-CENTRAL						
Team	W	L	T	Pct	PF	PA
y-Minnesota	12	2	0	.857	379	133
Detroit	9	4	1	.692	259	188
Green Bay	8	6	0	.571	269	221
Chicago	1	13	0	.071	210	339

WEST-COASTAL						
Team	W	L	T	Pct	PF	PA
y-Los Angeles	11	3	0	.786	320	243
Baltimore	8	5	1	.615	279	268
Atlanta	6	8	0	.429	276	268
San Francisco	4	8	2	.333	277	319

y - Division Title

CONFERENCE CHAMPIONSHIPS

12/27 - at Minnesota 23, Los Angeles 20
12/28 - Cleveland 38, at Dallas 14

NFL CHAMPIONSHIP

1/4 - at Minnesota 27, Cleveland 7

SUPER BOWL IV (NEW ORLEANS)

1/11 - Kansas City (AFL) 23, Minnesota (NFL) 7

1968 FINAL STATISTICS (5-9)

Head Coach: Lou Saban AFL West: 4th Home Stadium: Mile High Stadium

Date	W-L	Score	Opponent	Attendance	RUSHING, cont.	No.	Yds.	Avg.	Long	TD
Sept 15	L	10-24	at Cincinnati	25,049	Leclair	12	40	3.3	12	0
Sept 22	L	2-34	at Kansas City	45,821	Moore	4	22	5.5	10	0
Sept 29	L	17-20	Boston	37,024	Lindsey	4	17	4.3	7	0
Oct 6	W	10-7	Cincinnati	41,257	Van Heusen	1	6	6.0	6	0
Oct 13	W	21-13	at New York Jets	62,052	Haffner	2	2	1.0	1	0
Oct 20	L	24-55	at San Diego	42,953	Tensi	6	2	0.3	2	0
Oct 27	W	21-14	Miami	44,115	Jones	1	-1	-1.0	-1	0
Nov 3	W	35-14	at Boston	18,304	DiVito	1	-1	-1.0	-1	0
Nov 10	L	7-43	Oakland	50,002	BRONCOS	411	1614	3.9	155	11
Nov 17	L	17-38	at Houston	36,075	OPPONENTS	457	1861	4.1	165	20
Nov 24	W	34-32	Buffalo	35,142						
Dec 1	L	23-47	San Diego	35,312	RECEIVING	No.	Yds.	Avg.	Long	TD
Dec 8	L	27-33	at Oakland	47,754	Crabtree	35	601	17.2	72t	5
Dec 14	L	7-30	Kansas City	38,463	Denson	34	586	17.2	44t	5
					Beer	20	276	13.8	31	1
					Van Heusen	19	353	18.6	50t	3
					Little	19	331	17.4	66t	1
					Jones	13	190	14.6	60t	2
					Haffner	12	232	19.3	52	1
					McCarthy	7	69	9.9	40t	2
					Ford	6	40	6.7	12	0
					Lynch	4	52	13.0	22	0
					Moore	3	35	11.7	16	0
					Lamb	3	10	3.3	—	0
					Erwin	2	21	10.5	17	0
					Myrtle	1	18	18.0	18	0
					Washington	1	12	12.0	12	0
					BRONCOS	179	2826	15.8	72t	20
					OPPONENTS	217	3419	15.8	94t	25

TEAM STATISTICS		Den	Opp	INTERCEPTIONS		No.	Yds.	Avg.	Long	TD	
TOTAL FIRST DOWNS		217	251	Jaquess	5	64	12.8	28	0		
Rushing		75	94	Greer	4	18	4.5	14	0		
Passing		145	145	Oberg	3	17	5.6	16	0		
Penalty		18	12	Huard	2	35	17.5	26	0		
TOTAL NET YARDS		3971	5024	Garrett	2	6	3.0	6	0		
Avg. Per Game		283.6	358.9	Hollomon	1	16	16.0	16	0		
Total Plays		889	917	Forsberg	1	6	6.0	6	0		
Avg. Per Play		4.5	5.5	Cunningham	1	3	3.0	3	0		
NET YARDS RUSHING		1614	1861	Lentz	1	0	0.0	0	0		
Avg. Per Game		115.3	132.9	BRONCOS	20	165	8.3	28	0		
Total Rushes		411	457	OPPONENTS	27	328	12.1	—	3		
Avg. Per Rush		3.9	4.1								
NET YARDS PASSING		2357	3163	PUNTING		No.	Yds.	Avg.	Long	B	
Avg. Per Game		168.4	225.9	Van Heusen	88	3853	43.8	68	—		
Sacked/Yards Lost		51/469	31/256	DiVito	8	242	30.2	47	—		
Att./Completions		427/179	429/217	BRONCOS	96	4095	42.7	68	—		
Completion Pct.		41.9	50.6	OPPONENTS	76	3271	43.0	87	—		
Had Intercepted		27	20	PUNT RETURNS		No.	FC	Yds.	Avg.	Long	TD
PUNTS/AVERAGE		96/42.7	76/43.0	Little	24	5	261	10.9	67	1	
Had Blocked		1	1	Greer	9	1	53	5.9	12	0	
PUNT RETURNS		38/332	46/282	Luke	3	1	13	4.3	10	0	
Avg. Per Return		8.7	6.1	Jaquess	2	7	5.5	2.5	5	0	
KICKOFF RETURNS		60/1361	29/704	Hollomon	0	2	0	0.0	0	0	
Avg. Per Return		22.7	24.3	Van Heusen	0	1	0	0.0	0	0	
INTERCEPTIONS/RET.		20/165	27/328	BRONCOS	38	17	332	8.7	67	1	
PENALTIES/YARDS		73/772	64/750	OPPONENTS	46	—	282	6.1	—	—	
FUMBLES/BALL LOST		28/13	24/12								
TOUCHDOWNS		32	48	KICKOFF RETURNS		No.	Yds.	Avg.	Long	TD	
Rushing		11	20	Little	26	649	25.0	89	0		
Passing		20	25	Hollomon	7	194	27.7	67	0		
Others (Ret.)		1	3	Stokes	5	106	21.2	30	0		
Others (Safety)		1	2	Moore	4	74	18.5	28	0		
PAT (Kicking)		31/31	47/47	Garrett	3	77	25.7	30	0		
PAT (Passing)		0/1	1/1	Lindsey	3	72	24.0	29	0		
PAT (Rushing)		0/0	0/0	Erwin	3	55	18.3	25	0		
FIELD GOALS		10/23	21/34	Greer	2	41	20.5	32	0		

SCORING	TD	Ru	Pa	Rt	PAT	FG	S	PTS
Howfield	0	0	0	0	30/30	9/18	0	57
Crabtree	5	0	5	0	0/0	0/0	0	30
Little	5	3	1	1	0/0	0/0	0	30
Denson	5	0	5	0	0/0	0/0	0	30
Lynch	4	4	0	0	0/0	0/0	0	24
Briscoe	3	3	0	0	0/0	0/0	0	18
Van Heusen	3	0	3	0	0/0	0/0	0	18
Jones	2	0	2	0	0/0	0/0	0	12
McCarthy	2	0	2	0	0/0	0/0	0	12
Haffner	1	0	1	0	0/0	0/0	0	6
Beer	1	1	0	0	0/0	0/0	0	6
Ford	1	1	0	0	0/0	0/0	0	6
Humphreys	0	0	0	0	1/1	1/5	0	4
Myrtle	0	0	0	0	0/0	0/1	2	
BRONCOS	32	11	20	1	31/31	10/23	1	255
OPPONENTS	48	20	25	3	47/47	21/34	0	404

RUSHING	No.	Yds.	Avg.	Long	TD
Little	158	584	3.7	55t	3
Briscoe	41	308	7.5	34	3
Lynch	66	221	3.3	19	4
Ford	41	186	4.5	23	1
McCarthy	28	89	3.2	12	0
Erwin	24	76	3.2	9	0
Lamb	22	63	2.9	17	0

PASSING	Att.	Comp.	Yds.	Comp %	Yd./Att.	TD	TD%	Int	Int%	LG	Rtg.
Briscoe	224	93	1589	41.5	7.09	14	6.3	13	5.7	66t	62.9
Tensi	119	48	709	40.3	5.96	5	4.2	8	6.7	72t	46.5
LeClair	54	27	401	50.0	7.43	1	1.9	5	9.3	50	42.3
McCormick	19	8	89	42.1	4.68	0	0.0	1	5.3	18	34.8
Haffner	1	1	18	100.0	18.00	0	0.0	0	0.0	18	118.8
DiVito	6	1	16	16.6	2.67	0	0.0	0	0.0	16	39.6
Lynch	2	1	4	50.0	2.00	0	0.0	0	0.0	4	56.3
Little	2	0	0	0.0	0.00	0	0.0	0	0.0	—	39.6
BRONCOS	427	179	2826	41.9	6.62	20	4.7	27	6.3	72t	53.9
OPPONENTS	429	217	3419	50.6	7.97	25	5.8	20	4.7	94t	77.4

SACKS: R. Jackson 10.5, Costa 6.5, Duranko 6, Inman 3.5, Mirich 1.5, QB Fell 1, Team 2, **TOTAL 31.0**

1968 PRIMARY STARTERS

OFFENSE	DEFENSE
SE Denson, Al	LE Duranko, Pete
SE Van Heusen, Billy	LE Smith, Paul
LT Brunelli, Sam	LT Inman, Jerry
LG Goeddeke, George	LT Mirich, Rex
C Kaminski, Larry	RT Costa, Dave
RG Young, Bob	RE Jackson, Rich
RG Homan, Jon	LLB Cunningham, Carl
RT Current, Mike	MLB Huard, John
TE Beer, Tom	RLB Forsberg, Fred
WR Crabtree, Eric	RLB Myrtle, Chip
WR Jones, Jimmy	LC Greer, Charlie
QB Briscoe, Marlin	RC Garrett, Drake
QB Tensi, Steve	FS Lentz, Jack
HB Little, Floyd	SS Jaquess, Pete
HB Lynch, Fran	
FB Ford, Garrett	
FB McCarthy, Brendan	

1968 COACHES

Lou Saban (Head Coach), **Whitey Dovell** (Offensive Line), **Hunter Ellis** (Offensive Backfield), **Stan Jones** (Defensive Line), **Dick MacPherson** (Defensive Backfield), **Sam Rutigliano** (Wide Receivers).

1968 LEADERS / RANKINGS

INDIVIDUAL	PLAYER	NO.	AFL RANK	AFL LEADER	NO.
Points	Howfield	57	13	Turner (NYJ)	145
Rushing Yards	Little	584	9	Kelly (CIN)	1,239
Passing Yards	Briscoe	1,589	6	Hadi (SD)	3,473
Passer Rating	Briscoe	62.9	6	Dawson (KC)	98.6
Receiving Yards	Crabtree	601	15	Alworth (SD)	1,312
Receptions	Crabtree	35	15	Alworth (SD)	68
Interceptions	Jaquess	5	71	Grayson (OAK)	10

OFFENSE	NO.	AFL RANK	AFL LEADER	NO.
Points Per Game	18.2	7	Oakland	32.4
Total Yards Per Game	283.6	7	Oakland	406.9
Yards Per Play	4.5	7	Oakland	5.9
Rushing Yards Per Game	115.3	7	Kansas City	159.1
Net Passing Yards Per Game	168.4	6	San Diego	258.8

DEFENSE	NO.	AFL RANK	AFL LEADER	NO.
Points Per Game	28.9	9	Kansas City	12.1
Total Yards Per Game	358.9	10	New York Jets	240.2
Yards Per Play	5.5	9	Houston	4.0
Rushing Yards Per Game	132.9	7	New York Jets	85.4
Net Passing Yards Per Game	225.9	10	Houston	119.4

1968 KEY AWARDS

AP All-AFL (1): DE Rich Jackson. **AFL All-Star Game (3):** DT Dave Costa, DE Rich Jackson, RB Floyd Little.

1968 AFL STANDINGS

AFL EAST

Team	W	L	T	Pct	PF	PA
y-New York Jets	11	3	0	.786	419	280
Houston	7	7	0	.500	303	248
Miami	5	8	1	.385	276	355
Boston	4	10	0	.286	229	406
Buffalo	1	12	1	.077	199	367

AFL WEST

Team	W	L	T	Pct	PF	PA
x-Kansas City	12	2	0	.857	371	170
x-Oakland	12	2	0	.857	453	233
San Diego	9	5	0	.643	382	310
Denver	5	9	0	.357	255	404
Cincinnati	3	11	0	.214	215	329

x - Made Playoffs; y - Division Title

WESTERN DIVISIONAL PLAYOFF GAME

12/22 - at Oakland 41, Kansas City 6

AFL CHAMPIONSHIP

12/29 - at New York Jets 27, Oakland 23

1968 NFL STANDINGS

EAST-CAPITOL

Team	W	L	T	Pct	PF	PA
y-Dallas	12	2	0	.857	431	186
New York Giants	7	7	0	.500	294	325
Washington	5	9	0	.357	249	358
Philadelphia	2	12	0	.143	202	351

EAST-CENTURY

Team	W	L	T	Pct	PF	PA
y-Cleveland	10	4	0	.714	394	273
St. Louis	9	4	1	.692	325	289
New Orleans	4	9	1	.308	246	327
Pittsburgh	2	11	1	.154	244	397

WEST-CENTRAL

Team	W	L	T	Pct	PF	PA
y-Minnesota	8	6	0	.571	282	242
Chicago	7	7	0	.500	250	333
Green Bay	6	7	1	.462	281	227
Detroit	4	8	2	.333	207	241

WEST-COASTAL

Team	W	L	T	Pct	PF	PA
y-Baltimore	13	1	0	.929	402	144
Los Angeles	10	3	1	.769	312	200
San Francisco	7	6	1	.538	303	310
Atlanta	2	12	0	.143	170	389

y - Division Title

CONFERENCE CHAMPIONSHIPS

12/21 - at Cleveland 31, Dallas 20

12/22 - at Baltimore 24, Minnesota 14

NFL CHAMPIONSHIP

12/29 - Baltimore 34, at Cleveland 0

SUPER BOWL III (MIAMI)

1/12 - New York Jets (AFL) 16, Baltimore (NFL) 7

1967 FINAL STATISTICS (3-11)

Head Coach: Lou Saban AFL West: 4th Home Stadium: Bears Stadium

Date	W-L	Score	Opponent	Attendance	RUSHING	No.	Yds.	Avg.	Long	TD
Sept 3	W	26-21	Boston	35,488	Little	130	381	2.9	14	1
Sept 10	L	0-51	at Oakland	25,423	Mitchell	82	308	3.8	35	0
Sept 17	L	21-35	at Miami	29,381	Hickey	73	263	3.6	20	4
Sept 24	L	24-38	New York Jets	35,365	Hayes	85	255	3.0	18	4
Oct 1	L	6-10	at Houston	21,798	Gilchrist	10	21	2.1	6	0
Oct 8	L	16-17	Buffalo	35,188	Lynch	2	7	3.5	7	0
Oct 22	L	21-38	San Diego	34,464	LeClair	8	6	0.8	10	1
Oct 29	L	9-52	at Kansas City	44,002	Tensi	24	4	0.2	13	0
Nov 5	L	17-21	Oakland	29,043	Crabtree	2	2	1.0	6	0
Nov 12	L	18-20	Houston	30,392	Glacken	1	10	10.0	10	0
Nov 19	W	21-20	at Buffalo	30,891	Cassese	1	5	5.0	5	0
Nov 23	L	20-24	at San Diego	34,586	Scarpitto	1	5	5.0	5	0
Dec 3	W	33-24	at New York Jets	61,615	Denson	1	-2	-2.0	-2	0
Dec 17	L	24-38	Kansas City	31,660	BRONCOS	420	1265	3.0	35	10
					OPPONENTS	444	2076	4.7	65	21

TEAM STATISTICS		Den	Opp	RECEIVING		No.	Yds.	Avg.	Long	TD	
TOTAL FIRST DOWNS		172	276	Denson	46	899	19.5	68t	11		
Rushing		65	115	Crabtree	46	716	15.6	76t	5		
Passing		91	143	Hayes	13	125	9.6	24	0		
Penalty		16	18	Beer	11	155	14.1	29	0		
TOTAL NET YARDS		2947	5201	Little	7	11	1.6	15	0		
Avg. Per Game		210.5	371.5	White	5	87	17.4	40	0		
Total Plays		852	921	Hickey	7	36	5.1	22t	1		
Avg. Per Play		3.5	5.6	Mitchell	7	15	2.1	15	0		
NET YARDS RUSHING		1265	2076	Sweeney	6	136	22.7	48	0		
Avg. Per Game		90.4	148.3	Scarpitto	1	14	14.0	14	0		
Total Rushes		420	444	Gilchrist	1	-4	-4.0	0	0		
Avg. Per Rush		3.0	4.7	BRONCOS	150	2190	14.6	76t	17		
NET YARDS PASSING		1682	3125	OPPONENTS	214	3289	15.3	79	27		
Avg. Per Game		120.1	223.2	INTERCEPTIONS		No.	Yds.	Avg.	Long	TD	
Sacked/Yards Lost		58/508	18/164	Sellers	7	78	11.1	47	1		
Att./Completions		374/150	459/214	Wilson	4	153	38.3	70	2		
Completion Pct.		40.1	46.6	Lentz	4	72	18.0	47	0		
Had Intercepted		18	28	Wright	4	22	5.5	8	0		
PUNTS/AVERAGE		105/44.9	65/41.5	Sykes	2	29	14.5	29	0		
Had Blocked		1	1	Huard	2	12	6.0	9	0		
PUNT RETURNS		27/357	61/718	Richter	2	6	3.0	6	0		
Avg. Per Return		13.2	11.8	Cassese	1	24	24.0	24	0		
KICKOFF RETURNS		60/1518	42/1046	Cunningham	1	16	16.0	16	0		
Avg. Per Return		25.3	24.9	Myrtle	1	1	1.0	1	0		
INTERCEPTIONS/RET.		28/413	18/262	BRONCOS	28	413	14.8	70	3		
PENALTIES/YARDS		48/512	58/628	OPPONENTS	18	262	14.6	—	2		
FUMBLES/BALL LOST		30/12	23/13	PUNTING		No.	Yds.	Avg.	Long	B	
TOUCHDOWNS		31	52	Scarpitto	105	4713	44.9	73	1		
Rushing		10	21	OPPONENTS	65	2699	41.5	60	1		
Passing		17	27	PUNT RETURNS		No.	FC	Yds.	Avg.	Long	TD
Others		4	4	Little	16	6	270	16.9	72	1	
PAT (Kicking)		28/30	48/49	Sellers	4	0	24	6.0	17	0	
PAT (Passing)		1/1	1/2	Cassese	3	7	14	4.7	9	0	
PAT (Rushing)		0/0	1/1	Crabtree	2	0	24	12.0	21	0	
FIELD GOALS		12/27	15/31	Huard	1	0	19	19.0	19	0	

SCORING		TD	Ru	Pa	Rt	PAT	FG	\$	PTS
Denson	11	0	11	0	0/0	0/0	0/0	0	66
Humphreys	0	0	0	0	18/19	7/15	0/39	0	39
Hickey	5	4	1	0	0/0	0/0	0/30	0	30
Crabtree	5	0	5	0	0/0	0/0	0/30	0	30
Hayes	4	4	0	0	0/0	0/0	0/26	0	26
Little	2	1	0	1	0/0	0/0	0/12	0	12
Wilson	2	0	0	2	0/0	0/0	0/12	0	12
Kroner	0	0	0	0	5/6	2/2	0/11	0	11
Duncan	0	0	0	0	3/3	2/5	0/9	0	9
Sellers	1	0	0	1	0/0	0/0	0/6	0	6
LeClair	1	1	0	0	0/0	0/0	0/6	0	6
LeClerc	0	0	0	0	2/2	1/6	0/5	0	5
Jackson	0	0	0	0	0/0	0/0	1/2	0	2
White	0	0	0	0	0/0	0/0	1/2	0	2
BRONCOS	31	10	17	4	28/30	12/28	2/256	0	409
OPPONENTS	52	21	27	4	48/49	15/31	0/409	0	409

KICKOFF RETURNS		No.	Yds.	Avg.	Long	TD
Little	35	942	26.9	60	0	
Mitchell	8	164	20.5	32	0	
Sellers	6	120	20.0	32	0	
Wilson	4	106	26.5	37	0	
Hayes	3	104	34.7	39	0	
Lynch	1	27	27.0	27	0	
Crabtree	1	26	26.0	26	0	
Cassese	1	19	19.0	19	0	
Beer	1	10	10.0	10	0	
BRONCOS	60	1518	25.3	60	0	
OPPONENTS	42	1046	24.9	—	1	

SACKS: R. Jackson 4.5, Costa 4.5, Cox 2.5, Cunningham 2.5, Inman 1.5, Duranko 1, Myrtle 1, Mirch 1, Richter 0.5, **TOTAL 19.0**

PASSING	Att.	Comp.	Yds.	Comp.%	Yd./Att.	TD	TD%	Int	Int%	LG	Rtg.
Tensi	325	131	1915	40.3	5.89	16	4.9	17	5.2	76t	54.8
LeClair	45	19	275	42.2	6.11	1	6.1	1	2.2	48	60.9
Glacken	4	0	0	0.0	0.00	0	0.0	0	0.0	0	39.6
BRONCOS	374	150	2190	40.1	5.86	17	4.5	18	4.8	76t	55.0
OPPONENTS	459	214	3289	46.6	7.17	27	5.9	28	6.1	79	65.0

1967 PRIMARY STARTERS

OFFENSE	DEFENSE
SE Crabtree, Eric	LE Mirich, Rex
LT Brunelli, Sam	LT Inman, Jerry
LG Goeddeke, George	RT Costa, Dave
C Kaminski, Larry	RE Jackson, Rich
RG Mattson, Pat	LLB Cunningham, Carl
RT Cichowski, Tom	MLB Huard, John
TE Beer, Tom	MLB Duranko, Pete
FL Denson, Al	RLB Myrtle, Chip
QB Tensi, Steve	RLB Richter, Frank
HB Little, Floyd	LC Sellers, Goldie
HB Mitchell, Charlie	RC Wilson, Nemiah
FB Hickey, Bo	FS Lentz, Jack
FB Hayes, Wendell	SS Jaquess, Pete
	SS Cassese, Tom

1967 COACHES

Lou Saban (Head Coach), **Whitey Dovell** (Offensive Line), **Hunter Ellis** (Offensive Backfield), **Stan Jones** (Defensive Line), **Dick MacPherson** (Linebackers), **Sam Rutigliano** (Wide Receivers).

1967 LEADERS / RANKINGS

INDIVIDUAL	PLAYER	NO.	AFL RANK	AFL LEADER	NO.
Points	Denson	66	10	Blanda (OAK)	116
Rushing Yards	Little	381	13	Nance (BOS)	1,216
Passing Yards	Tensi	1,915	8	Namath (NYJ)	4,007
Passer Rating	Tensi	54.8	7	Dawson (KC)	83.7
Receiving Yards	Denson	899	6	Maynard (NYJ)	1,434
Receptions	Crabtree/Denson	46	8t	Sauer (NYJ)	75
Interceptions	Sellers	7	5t	Three Players	10

OFFENSE	NO.	AFL RANK	AFL LEADER	NO.
Points Per Game	18.3	7	Oakland	33.4
Total Yards Per Game	210.5	9	New York Jets	368.0
Yards Per Play	3.5	9	San Diego	5.8
Rushing Yards Per Game	90.4	9	Houston	151.6
Net Passing Yards Per Game	120.1	8	New York Jets	274.6

DEFENSE	NO.	AFL RANK	AFL LEADER	NO.
Points Per Game	29.2	9	Houston	14.2
Total Yards Per Game	371.5	9	Oakland	236.3
Yards Per Play	5.6	8	Oakland	3.8
Rushing Yards Per Game	148.3	8	Oakland	80.6
Net Passing Yards Per Game	223.2	8	Buffalo	130.4

1967 KEY AWARDS

AFL All-Star Game (4): DT Dave Costa, WR Al Denson, C Larry Kaminski, CB Nemiah Wilson.

1967 AFL STANDINGS

AFL EAST

Team	W	L	T	Pct	PF	PA
y-Houston	9	4	1	.692	258	199
New York Jets	8	5	1	.615	371	329
Buffalo	4	10	0	.286	237	285
Miami	4	10	0	.286	219	407
Boston	3	10	1	.231	280	389

AFL WEST

Team	W	L	T	Pct	PF	PA
y-Oakland	13	1	0	.929	468	233
Kansas City	9	5	0	.643	408	254
San Diego	8	5	1	.615	360	352
Denver	3	11	0	.214	256	409

y – Division Title

AFL CHAMPIONSHIP

12/31 – at Oakland 40, Houston 7

1967 NFL STANDINGS

EAST-CAPITOL

Team	W	L	T	Pct	PF	PA
y-Dallas	9	5	0	.643	342	268
Philadelphia	6	7	1	.462	351	409
Washington	5	6	3	.455	347	353
New Orleans	3	11	0	.214	233	379

EAST-CENTURY

Team	W	L	T	Pct	PF	PA
y-Cleveland	9	5	0	.643	334	297
New York Giants	7	7	0	.500	369	379
St. Louis	6	7	1	.462	333	356
Pittsburgh	4	9	1	.308	281	320

WEST-CENTRAL

Team	W	L	T	Pct	PF	PA
y-Green Bay	9	4	1	.692	332	209
Chicago	7	6	1	.538	239	218
Detroit	5	7	2	.417	260	259
Minnesota	3	8	3	.273	233	294

WEST-COASTAL

Team	W	L	T	Pct	PF	PA
y-Los Angeles	11	1	2	.917	398	196
Baltimore	11	1	2	.917	394	198
San Francisco	7	7	0	.500	273	337
Atlanta	1	12	1	.077	175	422

y – Division Title

CONFERENCE CHAMPIONSHIPS

12/23 – at Green Bay 28, Los Angeles 7

12/24 – at Dallas 52, Cleveland 14

NFL CHAMPIONSHIP

12/31 – at Green Bay 21, Dallas 17

SUPER BOWL II (MIAMI)

1/14 – Green Bay (NFL) 33, Oakland (AFL) 14

1966 FINAL STATISTICS (4-10)

Head Coach: Mac Speedie (2) / Ray Malavasi (12) AFL West: 4th Home Stadium: Bears Stadium

Date	W-L	Score	Opponent	Attendance	RUSHING	No.	Yds.	Avg.	Long	TD						
Sept 3	L	7-45	at Houston	30,156	Hayes	105	417	4.0	56	1						
Sept 18	L	10-24	Boston	25,337	Haynes	129	304	2.4	20	2						
Sept 25	L	7-16	New York Jets	29,878	Mitchell	70	199	2.8	21	0						
Oct 2	W	40-38	Houston	27,203	Scarpitto	4	110	27.5	63	1						
Oct 8	L	10-37	at Kansas City	33,929	Lester	34	84	2.5	10	0						
Oct 16	L	7-24	at Miami	23,393	Choboian	21	45	2.1	12	2						
Oct 23	L	10-56	Kansas City	26,196	Slaughter	1	10	10.0	10	0						
Oct 30	L	17-24	at San Diego	25,819	Kellogg	6	3	0.5	5	0						
Nov 6	W	17-10	at Boston	18,154	McCormick	4	2	0.5	3	0						
Nov 20	L	3-17	Oakland	26,703	Glacken	2	-1	-0.5	5	0						
Nov 27	W	20-17	San Diego	24,860	BRONCOS	376	1173	3.1	63	6						
Dec 4	W	17-7	Miami	32,592	OPPONENTS	441	2029	4.6	61	17						
Dec 11	L	10-28	at Oakland	31,765	RECEIVING	No.	Yds.	Avg.	Long	TD						
Dec 18	L	21-38	at Buffalo	40,538	Haynes	46	480	10.4	52	1						
					Denson	36	725	20.1	65	3						
					Taylor	35	448	12.8	32	1						
					Scarpitto	21	335	16.0	62	4						
					Mitchell	14	239	17.1	79	2						
					Hayes	8	49	6.1	29	0						
					Lester	2	26	13.0	21	1						
					Crabtree	1	38	38.0	38	0						
					Franci	1	8	8.0	8	0						
					Kellogg	1	5	5.0	5	0						
					Wright	1	-2	-2.0	-2	0						
					BRONCOS	166	2351	14.2	79	12						
					OPPONENTS	192	2819	14.7	79	26						
					INTERCEPTIONS	No.	Yds.	Avg.	Long	TD						
					Brown	3	37	12.3	31	0						
					Sellers	3	24	8.0	24	0						
					Matsos	2	10	5.0	5	0						
					Hopkins	2	9	4.5	9	0						
					Wright	1	15	15.0	15	0						
					Bramlett	1	12	12.0	12t	0						
					Wilson	1	2	2.0	2	0						
					BRONCOS	13	109	8.4	31	0						
					OPPONENTS	30	545	18.2	—	1						
					PUNTING	No.	Yds.	Avg.	Long	B						
					Scarpitto	76	3480	45.8	70	1						
					BRONCOS	77	2878	45.2	70	1						
					OPPONENTS	60	2564	42.7	68	0						
					PUNT RETURNS	No.	Yds.	Avg.	Long	TD						
					Haynes	10	119	11.9	42	0						
					Scott	7	56	8.0	21	0						
					Sellers	6	49	8.2	17	0						
					Wilson	2	10	5.0	10	0						
					Lester	1	1	1.0	1	0						
					BRONCOS	26	235	9.0	42	0						
					OPPONENTS	38	296	7.8	—	0						
					KICKOFF RETURNS	No.	Yds.	Avg.	Long	TD						
					Sellers	19	541	28.5	100t	2						
					Wilson	10	309	30.9	100t	1						
					Scott	9	282	31.3	77	0						
					Haynes	9	229	25.4	43	0						
					Crabtree	5	129	25.8	32	0						
					Mitchell	3	55	18.3	26	0						
					Lester	1	11	11.0	11	0						
					Sturm	1	2	2.0	2	0						
					Inman	1	0	0.0	0	0						
					BRONCOS	58	1558	26.9	100t	3						
					OPPONENTS	43	1000	23.3	—	0						
					SACKS:	Bramlett 9.5, LaRose 4.5, Keating 3.5, Leeztow 3, Jacobs 2, Hopkins 1.5, Jeter 1.5, Gonsoulin 1, Tarasovic 1, Cox 0.5, Team 5, TOTAL 33.0										
					TEAM STATISTICS	Den	Opp									
					TOTAL FIRST DOWNS	171	251									
					Rushing	61	101									
					Passing	95	122									
					Penalty	14	28									
					TOTAL NET YARDS	3168	4544									
					Avg. Per Game	226.3	324.6									
					Total Plays	815	871									
					Avg. Per Play	3.9	5.2									
					NET YARDS RUSHING	1173	2029									
					Avg. Per Game	83.8	144.9									
					Total Rushes	376	441									
					Avg. Per Rush	3.1	4.6									
					NET YARDS PASSING	1995	2515									
					Avg. Per Game	142.5	179.6									
					Sacked/Yards Lost	37/356	33/304									
					Att./Completions	402/166	396/192									
					Completion Pct.	41.3	48.5									
					Had Intercepted	30	13									
					PUNTS/AVERAGE	77/45.2	60/42.7									
					Had Blocked	1	0									
					PUNT RETURNS	26/235	38/296									
					Avg. Per Return	9.0	7.8									
					KICKOFF RETURNS	58/1558	43/1000									
					Avg. Per Return	26.9	23.3									
					INTERCEPTIONS/RET.	13/109	30/545									
					PENALTIES/YARDS	66/773	75/571									
					FUMBLES/BALL LOST	36/17	35/18									
					TOUCHDOWNS	22	47									
					Rushing	6	17									
					Passing	12	26									
					Others	4	4									
					PAT (Kicking)	20/20	46/46									
					PAT (Passing)	1/2	1/1									
					PAT (Rushing)	0	0									
					FIELD GOALS	14/25	17/40									
					SCORING	TD	Ru	Pa	Rt	PAT	FG	\$ PTS				
					Kroner	0	0	0	0	20/20	14/25	0 62				
					Scarpitto	5	1	4	0	0/0	0/0	0 32				
					Haynes	3	2	1	0	0/0	0/0	0 18				
					Denson	3	0	3	0	0/0	0/0	0 18				
					Mitchell	2	0	2	0	0/0	0/0	0 12				
					Sellers	2	0	0	2	0/0	0/0	0 12				
					Choboian	2	2	0	0	0/0	0/0	0 12				
					Taylor	1	0	1	0	0/0	0/0	0 6				
					Hayes	1	1	0	0	0/0	0/0	0 6				
					Bramlett	1	0	0	1	0/0	0/0	0 6				
					Lester	1	0	1	0	0/0	0/0	0 6				
					Wilson	1	0	0	1	0/0	0/0	0 6				
					BRONCOS	22	6	12	4	20/20	14/25	0 196				
					OPPONENTS	47	17	26	4	46/46	17/40	0 381				
					PASSING	Att.	Comp.	Yds.	Comp. %	Yd./Att.	TD	TD%	Int	Int%	LG	Rtg.
					Choboian	163	82	1110	50.3	6.81	4	2.5	12	7.4	79	49.9
					McCormick	193	68	993	35.2	5.15	6	3.1	15	7.8	64	30.9
					Slaughter	25	7	124	28.0	4.96	1	4.0	0	0.0	67	61.1
					Glacken	11	6	84	54.5	7.64	1	9.1	0	0.0	22	109.7
					Rote	8	3	40	37.5	5.00	0	0.0	1	12.5	20	14.6
					Haynes	2	0	0	0.0	0.00	0	0.0	2	100.0	0	0.0
					BRONCOS	402	166	2351	41.3	5.85	12	3.0	30	7.5	79	39.7
					OPPONENTS	396	192	2819	48.5	7.12	26	6.6	13	3.3	79	80.4

1966 PRIMARY STARTERS

OFFENSE	DEFENSE
SE Taylor, Lionel	LE Leetzw, Max
LT Breitenstein, Bob	LE La Rose, Don
LG Sturm, Jerry	LT Jacobs, Ray
C Kubala, Ray	RT Cox, Larry
C Kaminski, Larry	RT Keating, Bill
RG Gonzaga, John	RE Young, Bob
RG Homan, Jon	LLB Hopkins, Jerry
RT Burnet, Lee	LLB Jeter, Eugene
TE Denson, Al	MLB Matsos, Archie
FL Scarpitto, Bob	RLB Bramlett, John
QB McCormick, John	LC Brown, Willie
QB Choboian, Max	LC Sellers, Goldie
HB Haynes, Abner	RC Wilson, Nemiah
HB Mitchell, Charlie	LS Wright, Lonnie
FB Hayes, Wendell	RS Gonsoulin, Goose

1966 COACHES

Mac Speedie (Head Coach - First 2 Gms.), **Dale Dodrill** (Defensive Line), **Ray Malavasi** (Offensive Line / Head Coach - Final 12 Gms.), **Marv Matuszak** (Defensive Backfield), **Bus Mertes** (Offensive Backfield).

1966 LEADERS / RANKINGS

INDIVIDUAL	PLAYER	NO.	AFL RANK	AFL LEADER NO.
Points	Kroner	62	12	Cappelletti (BOS) 119
Rushing Yards	Hayes	417	11	Nance (BOS) 1,458
Passing Yards	Choboian	1,110	9	Namath (NYJ) 3,379
Passer Rating	Choboian	49.9	9	Dawson (KC) 101.7
Receiving Yards	Denson	725	9	Alworth (SD) 1,383
Receptions	Haynes	46	11t	Alworth (SD) 73
Interceptions	Brown/Sellers	3	24t	Hunt/Robinson (KC) 10

OFFENSE NO.	AFL RANK	AFL LEADER NO.
Points Per Game	9	Kansas City 32.0
Total Yards Per Game	9	Kansas City 365.3
Yards Per Play	9	Kansas City 6.0
Rushing Yards Per Game	9	Kansas City 162.4
Net Passing Yards Per Game	9	New York Jets 247.4

DEFENSE NO.	AFL RANK	AFL LEADER NO.
Points Per Game	8	Buffalo 18.2
Total Yards Per Game	6	Oakland 279.3
Yards Per Play	7	Oakland 4.6
Rushing Yards Per Game	8	Buffalo 75.1
Net Passing Yards Per Game	3	Oakland 151.3

1966 KEY AWARDS

All-AFL (1): P Bob Scarpitto. **AFL All-Star Game (4):** LB John Bramlett, S Goose Gonsoulin, P Bob Scarpitto, G Jerry Sturm.

1966 AFL STANDINGS

AFL EAST

Team	W	L	T	Pct	PF	PA
y-Buffalo	9	4	1	.692	358	255
Boston	8	4	2	.667	315	283
New York Jets	6	6	2	.500	322	312
Houston	3	11	0	.214	335	396
Miami	3	11	0	.214	213	362

AFL WEST

Team	W	L	T	Pct	PF	PA
y-Kansas City	11	2	1	.846	448	276
Oakland	8	5	1	.615	315	288
San Diego	7	6	1	.538	335	284
Denver	4	10	0	.286	196	381

y - Division Title

AFL CHAMPIONSHIP

1/1 - Kansas City 31, at Buffalo 7

1966 NFL STANDINGS

NFL EAST

Team	W	L	T	Pct	PF	PA
y-Dallas	10	3	1	.769	445	239
Cleveland	9	5	0	.643	403	259
Philadelphia	9	5	0	.643	326	340
St. Louis	8	5	1	.615	264	265
Washington	7	7	0	.500	351	355
Pittsburgh	5	8	1	.385	316	347
Atlanta	3	11	0	.214	204	437
New York Giants	1	12	1	.077	263	501

NFL WEST

Team	W	L	T	Pct	PF	PA
y-Green Bay	12	2	0	.857	335	163
Baltimore	9	5	0	.643	314	226
Los Angeles	8	6	0	.571	289	212
San Francisco	6	6	2	.500	320	325
Chicago	5	7	2	.417	234	272
Detroit	4	9	1	.308	206	317
Minnesota	4	9	1	.308	292	304

y - Division Title

NFL CHAMPIONSHIP

1/1 - Green Bay 34, at Dallas 27

SUPER BOWL I (Los Angeles)

1/15 - Green Bay (NFL) 35, Kansas City (AFL) 10

1965 FINAL STATISTICS (4-10)

Head Coach: Mac Speedie AFL West: 4th Home Stadium: Bears Stadium

Date	W-L	Score	Opponent	Attendance	RUSHING	No.	Yds.	Avg.	Long	TD
Sept 11	L	31-34	at San Diego	27,022	Gilchrist	252	954	3.8	44	6
Sept 19	L	15-30	Buffalo	30,682	Hayes	130	526	4.1	43	5
Sept 24	W	27-10	at Boston	26,782	Haynes	41	166	4.1	47	3
Oct 3	W	16-13	New York Jets	34,988	Scarpitto	4	94	23.5	44	0
Oct 10	L	23-31	Kansas City	31,001	Slaughter	20	75	3.8	13	0
Oct 17	W	28-17	Houston	32,492	Barry	2	19	9.5	11	0
Oct 24	L	13-31	at Buffalo	45,046	Lee	2	1	0.5	2	0
Oct 31	L	10-45	at New York Jets	53,717	McCormick	1	-2	-2.0	-2	0
Nov 7	L	21-35	San Diego	33,073	Denson	1	-4	-4.0	-4	0
Nov 14	W	31-21	at Houston	28,126	BRONCOS	453	1829	4.0	47	14
Nov 21	L	20-28	Oakland	30,369	OPPONENTS	384	1337	3.5	41	24
Dec 5	L	13-24	at Oakland	19,023	RECEIVING	No.	Yds.	Avg.	Long	TD
Dec 12	L	20-28	Boston	27,207	Taylor	85	1131	13.3	63	6
Dec 19	L	35-45	at Kansas City	14,421	Scarpitto	32	585	18.3	90t	5

TEAM STATISTICS		Den	Opp
TOTAL FIRST DOWNS			
Rushing		255	244
Passing		111	87
Penalty		117	138
TOTAL NET YARDS			
Avg. Per Game		319.2	306.9
Total Plays		959	850
Avg. Per Play		4.7	5.1
NET YARDS RUSHING			
Avg. Per Game		130.6	95.5
Total Rushes		453	384
Avg. Per Rush		4.0	3.5
NET YARDS PASSING			
Avg. Per Game		188.6	211.4
Sacked/Yards Lost		24/208	26/305
Att./Completions		482/222	440/202
Completion Pct.		46.1	45.9
Had Intercepted		30	25
PUNTS/AVERAGE			
		68/42.3	73/45.8
PENALTIES/YARDS			
		69/750	86/836
FUMBLES/BALL LOST			
		29/16	27/14
TOUCHDOWNS			
Rushing		14	24
Passing		18	23
Punt Returns		1	1
Pass Interceptions		3	2
Fumble Returns		2	0
Safety		0	0
PAT (Total)			
		34	50
Kicking		32/32	50/50
Running		1/2	0/0
Passing		1/4	0/0
FIELD GOALS			
		13/29	14/23

SCORING	TD	Ru	Pa	Rt	PAT	FG	S	PTS
Kroner	0	0	0	0	32/32	13/29	0	71
Hayes	7	5	2	0	0/0	0/0	0	44
Gilchrist	7	6	1	0	0/0	0/0	0	42
Haynes	6	3	2	1	0/0	0/0	0	36
Taylor	6	0	6	0	0/0	0/0	0	36
Scarpitto	5	0	5	0	0/0	0/0	0	30
Griffin	2	0	0	2	0/0	0/0	0	12
Bramlett	2	0	0	2	0/0	0/0	0	12
Dixon	2	0	2	0	0/0	0/0	0	12
Wilson	1	0	0	1	0/0	0/0	0	6
Gonsoulin	0	0	0	0	0/0	0/0	0	2
Slaughter	0	0	0	0	0/0	0/0	0	2
BRONCOS	38	14	18	6	32/32	13/29	0	303
OPPONENTS	50	24	23	3	50/50	14/23	0	392

RECEIVING	No.	Yds.	Avg.	Long	TD
Taylor	85	1131	13.3	63	6
Scarpitto	32	585	18.3	90t	5
Haynes	26	216	8.3	71	2
Dixon	25	354	14.2	59	2
Hayes	24	294	12.3	66	2
Gilchrist	18	154	8.6	29	1
Denson	9	102	11.3	20	0
Barry	2	11	5.5	9	0
McCullough	1	1	1.0	1	0
BRONCOS	222	2848	12.8	90t	18
OPPONENTS	202	3265	16.2	78	23

INTERCEPTIONS	No.	Yds.	Avg.	Long	TD
Gonsoulin	6	91	15.2	32	0
Griffin	4	109	27.3	44	1
Wilson	3	118	39.3	65	1
Cooke	3	36	12.0	28	0
Farr	2	22	11.0	17	0
Brown	2	18	9.0	18	0
McGeever	1	36	36.0	36	0
Bramlett	1	25	25.0	25t	1
Hopkins	1	7	7.0	7	0
Erlanson	1	3	3.0	3	0
Janerette	1	0	0.0	0	0
BRONCOS	25	465	18.6	65	3
OPPONENTS	30	426	14.2	—	2

PUNTING	No.	Yds.	Avg.	Long	B
Scarpitto	67	2833	42.3	67	—
—McCormick	1	45	45.0	45	—
BRONCOS	68	2878	42.3	67	0
OPPONENTS	73	3347	45.8	73	1

PUNT RETURNS	No.	Yds.	Avg.	Long	TD
Barry	21	210	10.0	38	0
Haynes	14	121	8.6	57t	1
Bussell	2	24	12.0	21	0
BRONCOS	37	355	9.6	57t	1
OPPONENTS	26	343	13.2	—	1

KICKOFF RETURNS	No.	Yds.	Avg.	Long	TD
Haynes	34	901	26.5	60	0
Barry	26	611	23.5	64	0
Bussell	5	103	20.6	32	0
Hayes	4	93	23.3	30	0
Carmichael	1	15	15.0	15	0
Dixon	1	8	8.0	8	0
BRONCOS	71	1731	24.4	64	0
OPPONENTS	58	1197	20.6	—	0

SACKS: Bramlett 6, Moore 3.5, Jacobs 3.5, Erlanson 3, Janerette 3, Leezow 2, Brown 1, Cooke 1, Cummings 1, McGeever 1, Team 1, **TOTAL 26.0**

PASSING	Att.	Comp.	Yds.	Comp.%	Yd./Att.	TD	TD%	Int	Int%	LG	Rtg.
McCormick	253	103	1292	40.7	5.11	7	2.8	14	5.5	90t	43.5
Slaughter	147	75	864	51.0	5.88	6	4.1	12	8.2	51	48.7
Lee	80	44	692	55.0	8.65	5	6.3	3	3.8	66	89.2
Haynes	1	0	0	0.0	0.00	0	0.0	0	0.0	—	39.6
Hayes	1	0	0	0.0	0.00	0	0.0	1	100.0	—	0.0
BRONCOS	482	222	2848	46.1	5.91	18	3.7	30	6.2	90t	51.6
OPPONENTS	440	202	3265	45.9	7.42	23	5.2	25	5.7	78	65.0

1965 PRIMARY STARTERS

OFFENSE	DEFENSE
SE Taylor, Lionel	LE Cooke, Ed
LT Breitenstein, Bob	LT Jacobs, Ray
LG Sturm, Jerry	RT Janerette, Charlie
LG Nomina, Tom	RE Leetow, Max
C Kubala, Ray	RE Moore, Leroy
RG McCullough, Bob	LLB Erlandson, Tom
RT Danenhauer, Elden	MLB Hopkins, Jerry
TE Dixon, Hewritt	MLB Cummings, Ed
TE Denson, Al	RLB Bramlett, John
FL Scarpitto, Bob	LC Brown, Willie
QB Slaughter, Mickey	LC McMillan, Jim
QB McCormick, John	RC McGeever, John
HB Haynes, Abner	LS Farr, Miller
HB Mitchell, Charlie	LS Griffin, John
FB Gilchrist, Cookie	RS Gonsoulin, Goose
FB Hayes, Wendell	

1965 COACHES

Mac Speedie (Head Coach), **George Dickson** (Defensive Backfield), **Bus Mertes** (Offensive Backfield), **Red Miller** (Offensive Line), **Ray Malavasi** (Defensive Line).

1965 LEADERS / RANKINGS

INDIVIDUAL	PLAYER	NO.	AFL RANK	AFL LEADER NO.
Points	Kroner	71	10	Cappelletti (BOS) 132
Rushing Yards	Gilchrist	954	2	Lowe (SD) 1,121
Passing Yards	McCormick	1,292	8	Hadi (SD) 2,798
Passer Rating	McCormick	43.5	9	Dawson (KC) 81.3
Receiving Yards	Taylor	1,131	3	Alworth (SD) 1,602
Receptions	Taylor	85	1	Taylor (DEN) 85
Interceptions	Gonsoulin	6	6t	Hicks (HOU) 9

OFFENSE NO.	AFL RANK	AFL LEADER NO.
Points Per Game	4	San Diego 24.3
Total Yards Per Game	2	San Diego 364.4
Yards Per Play	4	Kansas City 5.1
Rushing Yards Per Game	2	San Diego 142.7
Net Passing Yards Per Game	3	San Diego 221.6

DEFENSE NO.	AFL RANK	AFL LEADER NO.
Points Per Game	7	Buffalo 16.1
Total Yards Per Game	7	San Diego 233.0
Yards Per Play	7	San Diego 4.0
Rushing Yards Per Game	3	San Diego 78.1
Net Passing Yards Per Game	7	San Diego 154.9

1965 KEY AWARDS

All-AFL (3): T Eldon Danenhauer, FB Cookie Gilchrist, WR Lionel Taylor. **AFL All-Star Game (2):** T Eldon Danenhauer, FB Cookie Gilchrist.

1965 AFL STANDINGS

AFL EAST

Team	W	L	T	Pct	PF	PA
y-Buffalo	10	3	1	.769	313	226
New York Jets	5	8	1	.385	285	303
Boston	4	8	2	.333	244	302
Houston	4	10	0	.286	298	429

AFL WEST

Team	W	L	T	Pct	PF	PA
y-San Diego	9	2	3	.818	340	227
Oakland	8	5	1	.615	298	239
Kansas City	7	5	2	.583	322	285
Denver	4	10	0	.286	303	392

y - Division Title

AFL CHAMPIONSHIP

12/26 - Buffalo 23, at San Diego 0

1965 NFL STANDINGS

NFL EAST

Team	W	L	T	Pct	PF	PA
y-Cleveland	11	3	0	.786	363	325
Dallas	7	7	0	.500	325	280
New York Giants	7	7	0	.500	270	338
Washington	6	8	0	.429	257	301
Philadelphia	5	9	0	.357	363	359
St. Louis	5	9	0	.357	296	309
Pittsburgh	2	12	0	.143	202	397

NFL WEST

Team	W	L	T	Pct	PF	PA
x-Baltimore	10	3	1	.769	389	284
x-Green Bay	10	3	1	.769	316	224
Chicago	9	5	0	.643	409	275
San Francisco	7	6	1	.538	421	402
Minnesota	7	7	0	.500	383	403
Detroit	6	7	1	.462	257	295
Los Angeles	4	10	0	.286	269	328

x - Made Playoffs; y - Division Title

WESTERN CONFERENCE PLAYOFF GAME

12/26 - at Green Bay 13, Baltimore 10 (OT)

NFL CHAMPIONSHIP

1/2 - at Green Bay 23, Cleveland 12

1964 FINAL STATISTICS (2-11-1)

Head Coach: Jack Faulkner (4) / Mac Speedie (10) AFL West: 4th Home Stadium: Bears Stadium

Date	W-L	Score	Opponent	Attendance	RUSHING	No.	Yds.	Avg.	Long	TD
Sept 12	L	6-30	at New York Jets	45,665	Mitchell	177	590	3.3	33	5
Sept 20	L	13-30	at Buffalo	28,501	Joe	112	415	3.7	51	2
Sept 27	L	17-38	Houston	22,651	Lee	42	163	3.8	16	3
Oct 4	L	10-39	Boston	15,485	Slaughter	20	54	2.7	18	0
Oct 11	W	33-27	Kansas City	16,285	Mingo	6	26	4.3	9	0
Oct 18	L	14-42	at San Diego	23,332	Stone	12	26	2.2	5	0
Oct 25	L	7-40	at Oakland	17,858	Dixon	18	25	1.4	17	0
Nov 1	L	39-49	at Kansas City	15,053	Barry	3	7	2.3	11	0
Nov 8	L	20-31	San Diego	19,670	Scarpitto	1	5	5.0	5	0
Nov 15	W	20-16	New York Jets	11,309	BRONCOS	391	1311	3.4	51	10
Nov 20	L	7-12	at Boston	24,979	OPPONENTS	424	2064	4.9	58	21
Nov 29	T	20-20	Oakland	15,958						
Dec 13	L	19-30	Buffalo	14,431						
Dec 20	L	15-34	at Houston	15,839						

TEAM STATISTICS		Den	Opp
TOTAL FIRST DOWNS		207	271
Rushing		78	100
Passing		116	148
Penalty		13	23
TOTAL NET YARDS		3332	4970
Avg. Per Game		238.0	355.0
Total Plays		908	908
Avg. Per Play		3.7	5.5
NET YARDS RUSHING		1311	2064
Avg. Per Game		93.6	147.4
Total Rushes		391	424
Avg. Per Rush		3.4	4.9
NET YARDS PASSING		2021	2906
Avg. Per Game		144.4	207.6
Sacked/Yards Lost		61/520	44/447
Att./Completions		456/230	440/215
Completion Pct.		50.4	48.9
Had Intercepted		32	32
PUNTS/AVERAGE		83/43.4	59/41.4
PENAL TIES/YARDS		76/774	63/573
FUMBLES/BALL LOST		27/8	40/21
TOUCHDOWNS		28	52
Rushing		10	21
Passing		14	29
Punt Returns		1	1
Pass Interceptions		1	1
Fumble Returns		2	0
Safety		1	4
PAT (Total)		25	52
Kicking		22/25	52/52
Running		1	0
Passing		2	0
FIELD GOALS		14/34	22/25

SCORING	TD	Ru	Pa	Rt	PAT	FG	S	PTS
Taylor	7	0	7	0	0/0	0/0	0	42
Mingo	0	0	0	0	9/10	8/12	0	33
Mitchell	6	5	1	0	0/0	0/0	0	36
Guesman	0	0	0	0	13/15	6/22	0	31
Scarpitto	4	0	4	0	0/0	0/0	0	24
Lee	3	3	0	0	0/0	0/0	0	18
Joe	2	2	0	0	0/0	0/0	0	14
Denson	1	0	1	0	0/0	0/0	0	8
Dixon	1	0	1	0	0/0	0/0	0	6
Barry	1	0	0	1	0/0	0/0	0	6
Cooke	1	0	0	1	0/0	0/0	0	6
Janik	1	0	0	1	0/0	0/0	0	6
McMillin	1	0	0	1	0/0	0/0	0	6
Slaughter	0	0	0	0	0/0	0/0	0	2
TEAM	0	0	0	0	0/0	0/0	1	2
BRONCOS	28	10	14	4	22/25	14/34	1	240
OPPONENTS	52	21	29	2	52/52	22/25	4	438

No.	Yds.	Avg.	Long	TD
177	590	3.3	33	5
112	415	3.7	51	2
42	163	3.8	16	3
20	54	2.7	18	0
6	26	4.3	9	0
12	26	2.2	5	0
18	25	1.4	17	0
3	7	2.3	11	0
1	5	5.0	5	0
391	1311	3.4	51	10
424	2064	4.9	58	21

No.	Yds.	Avg.	Long	TD
76	873	11.5	57	7
38	585	15.4	62	1
35	375	10.7	37	4
33	225	6.8	58	1
25	383	15.3	82t	1
12	16	1.3	15	0
4	38	9.5	16	0
4	31	7.8	13	0
3	15	5.0	8	0
230	2541	11.0	82t	14
215	3353	15.6	66	29

No.	Yds.	Avg.	Long	TD
9	140	15.6	45	0
7	125	17.9	36	0
6	60	10.0	19	0
2	16	8.0	8	0
2	11	5.5	9	0
1	70	70.0	70	0
1	22	22.0	22t	1
1	11	11.0	11	0
1	3	3.0	3	0
1	1	1.0	1	0
1	0	0.0	0	0
32	459	14.3	70	1
32	441	13.8	—	1

No.	Yds.	Avg.	Long	B
72	3225	44.7	67	—
10	374	37.4	49	—
83	3559	43.4	67	1
59	2441	41.4	71	0

No.	Yds.	Avg.	Long	TD
16	149	9.3	52t	1
9	110	12.2	54	0
25	259	10.4	54	1
40	526	13.2	—	1

No.	Yds.	Avg.	Long	TD
47	1245	26.5	60	0
10	221	22.1	28	0
8	163	20.4	42	0
6	89	14.8	24	0
2	27	13.5	15	0
1	13	13.0	13	0
1	0	0.0	0	0
1	0	0.0	0	0
76	1758	23.1	60	0
44	1166	26.5	—	0

SACKS: Hopkins 8, Fraser 7.5, Janerette 6, Cooke 4, Matuszak 4, Jacobs 3.5, Moore 3.5, Erlandson 3, McGeever 1, Jordan 1, Team 2.5, **TOTAL 44.0**

PASSING	Att.	Comp.	Yds.	Comp.%	Yd./Att.	TD	TD%	Int	Int%	LG	Rtg.
Lee	265	133	1611	50.2	6.08	11	4.2	20	7.5	82t	51.6
Slaughter	189	97	930	51.3	4.92	3	1.6	11	5.8	39	46.4
Mitchell	1	0	0	0.0	0.00	0	0.0	0	0.0	0	39.6
Taylor	1	0	0	0.0	0.00	0	0.0	1	100.0	0	0.0
BRONCOS	456	230	2541	50.4	5.57	14	3.1	32	7.0	82t	48.3
OPPONENTS	440	215	3353	48.9	7.62	29	6.6	32	7.3	66	66.2

1964 PRIMARY STARTERS

OFFENSE	DEFENSE
SE Taylor, Lionel	LE Jacobs, Ray
LT Olson, Harold	LT Guesman, Dick
LG Perkins, Jim	RT Janerette, Charlie
LG Nomina, Tom	RE Cooke, Ed
C Sturm, Jerry	RE Moore, Leroy
RG McCullough, Bob	LLB Hopkins, Jerry
RT Danenhauer, Eldon	LLB Erlandson, Tom
TE Dixon, Hewritt	MLB Matuszak, Marv
FL Scarpitto, Bob	RLB Fraser, Jim
FL Denson, Al	LC Brown, Willie
QB Lee, Jacky	RC West, Willie
QB Slaughter, Mickey	RC Griffin, John
HB Mitchell, Charley	LS McGeever, John
HB Haynes, Abner	RS Gonsoulin, Goose
FB Joe, Billy	

1964 COACHES

Jack Faulkner (Head Coach - First 4 Gms.), **George Dickson** (Defensive Backfield), **Ray Malavasi** (Defensive Line), **Bill Meek** (Offensive Backfield), **Red Miller** (Offensive Line), **Mac Speedie** (Offensive End / Head Coach - Final 10 Gms.).

1964 LEADERS / RANKINGS

INDIVIDUAL	PLAYER	NO.	AFL RANK	AFL LEADER NO.
Points	Taylor	42	20t	Cappelletti (BOS) 155
Rushing Yards	Mitchell	590	7	Gilchrist (BUF) 981
Passing Yards	Lee	1,611	8	Parilli (BOS) 3,465
Passer Rating	Lee	51.6	8	Dawson (KC) 89.9
Receiving Yards	Taylor	873	8	Hennigan (HOU) 1,546
Receptions	Taylor	76	2t	Hennigan (HOU) 101
Interceptions	Brown	9	3	Paulson (NYJ) 12

OFFENSE NO.	AFL RANK	AFL LEADER NO.
Points Per Game 17.1	8	Buffalo 28.6
Total Yards Per Game 238.0	8	Buffalo (HOU) 371.9
Yards Per Play 3.7	8	Buffalo 5.6
Rushing Yards Per Game 93.6	8	Buffalo 145.7
Net Passing Yards Per Game 144.4	8	Houston 251.9

DEFENSE NO.	AFL RANK	AFL LEADER NO.
Points Per Game 31.3	8	Buffalo 17.3
Total Yards Per Game 355.0	7	Buffalo 277.0
Yards Per Play 5.5	7	San Diego 4.4
Rushing Yards Per Game 147.4	8	Buffalo 65.2
Net Passing Yards Per Game 207.6	3	San Diego 179.9

1964 KEY AWARDS

All-AFL (1): CB Willie Brown. **AFL All-Star Game (4):** CB Willie Brown, LB Jim Fraser, S Goose Gonsoulin, C Jerry Sturm.

1964 AFL STANDINGS

AFL EAST

Team	W	L	T	Pct	PF	PA
y-Buffalo	12	2	0	.857	400	242
Boston	10	3	1	.769	365	297
New York Jets	5	8	1	.385	278	315
Houston	4	10	0	.286	310	355

AFL WEST

Team	W	L	T	Pct	PF	PA
y-San Diego	8	5	1	.615	341	300
Kansas City	7	7	0	.500	366	306
Oakland	5	7	2	.417	303	350
Denver	2	11	1	.154	240	438

y - Division Title

AFL CHAMPIONSHIP

12/26 - at Buffalo 20, San Diego 7

1964 NFL STANDINGS

NFL EAST

Team	W	L	T	Pct	PF	PA
y-Cleveland	10	3	1	.769	415	293
St. Louis	9	3	2	.750	357	331
Philadelphia	6	8	0	.429	312	313
Washington	6	8	0	.429	307	305
Dallas	5	8	1	.385	250	289
Pittsburgh	5	9	0	.357	253	315
New York Giants	2	10	2	.167	241	399

NFL WEST

Team	W	L	T	Pct	PF	PA
y-Baltimore	12	2	0	.857	428	225
Green Bay	8	5	1	.615	342	245
Minnesota	8	5	1	.615	355	296
Detroit	7	5	2	.583	280	260
Los Angeles	5	7	2	.417	283	339
Chicago	5	9	0	.357	260	379
San Francisco	4	10	0	.286	236	330

y - Division Title

NFL CHAMPIONSHIP

12/27 - at Cleveland 27, Baltimore 0

1963 FINAL STATISTICS (2-11-1)

Head Coach: Jack Faulkner AFL West: 4th Home Stadium: Bears Stadium

Date	W-L	Score	Opponent	Attendance	RUSHING	No.	Yds.	Avg.	Long	TD
Sept 7	L	7-59	Kansas City	21,115	Joe	154	649	4.2	68	4
Sept 14	L	14-20	at Houston	23,147	Stone	96	382	4.0	39	2
Sept 29	W	14-10	Boston	18,636	Slaughter	32	124	3.9	19	1
Oct 6	W	50-34	San Diego	18,428	Dixon	23	105	4.6	17	0
Oct 13	L	24-33	Houston	24,087	Mingo	24	90	3.8	17	0
Oct 18	L	21-40	at Boston	25,418	Breaux	10	51	5.1	15	0
Oct 26	T	35-35	at New York Jets	20,377	Mitchell	23	45	2.0	7	0
Nov 3	L	28-30	Buffalo	19,424	Dickinson	5	31	6.2	13	0
Nov 9	L	17-27	at Buffalo	30,989	Gaiters	9	20	2.2	8	0
Nov 17	L	9-14	New York Jets	14,247	Walker	2	14	7.0	9	0
Nov 28	L	10-26	Oakland	14,763	Barnes	0	2	—	2	0
Dec 8	L	21-52	at Kansas City	17,443	McCormick	3	-5	-1.7	-2	0
Dec 15	L	31-35	at Oakland	15,223	TEAM	3	0	0.0	0	0
Dec 22	L	20-58	at San Diego	31,312	BRONCOS	384	1508	3.9	68	9
					OPPONENTS	420	1687	4.0	—	15

TEAM STATISTICS	Den	Opp	RECEIVING	No.	Yds.	Avg.	Long	TD
TOTAL FIRST DOWNS	230	254	Taylor	78	1101	14.1	72	10
Rushing	84	92	Prebola	30	471	15.7	57	2
Passing	133	145	Groman	27	437	16.2	74	3
Penalty	13	17	Stone	22	208	9.4	55	2
TOTAL NET YARDS	3995	5081	Scarpitto	21	463	22.0	66	5
Avg. Per Game	285.4	362.9	Joe	15	90	6.0	34	1
NET YARDS RUSHING	1508	1687	Dixon	10	130	13.0	30	0
Avg. Per Game	107.7	120.5	Mitchell	8	71	8.8	20	0
Total Rushes	384	420	Mingo	3	11	3.7	27	0
Avg. Per Rush	3.9	4.0	Gaiters	1	74	74.0	74	1
NET YARDS PASSING	2487	3394	Dickinson	1	9	9.0	9	0
Avg. Per Game	177.6	242.4	Rychlec	1	7	7.0	7	0
Sacked/Yards Lost	63/590	19/178	BRONCOS	217	3072	14.2	74	24
Att./Completions	453/217	408/204	OPPONENTS	204	3572	17.5	—	40
Completion Pct.	47.9	50.0	INTERCEPTIONS	No.	Yds.	Avg.	Long	TD
Had Intercepted	28	15	Gonsoulin	6	64	10.6	42	1
PUNTS/AVERAGE	81/44.4	61/43.7	Janik	2	32	16.0	31	0
PENALTIES/YARDS	65/548	61/516	McDaniel	2	12	6.0	10	0
FUMBLES/BALL LOST	34/15	33/20	Zeman	1	23	23.0	23	0
TOUCHDOWNS	36	61	Hopkins	1	21	21.0	21	0
Rushing	9	15	Brown	1	0	0.0	0	0
Passing	24	40	Holz	1	0	0.0	0	0
Kickoff Returns	1	1	Mitchell	1	0	0.0	0	0
Pass Interceptions	1	2	McGeever	0	*18	—	18	0
Fumble Returns	1	3	BRONCOS	15	170	11.3	42	1
Safety	0	2	OPPONENTS	28	—	—	—	2
PAT (Total)	36	57	<i>*return yardage gained by lateral</i>					
Kicking	35	55	PUNTING	No.	Yds.	Avg.	Long	B
Running	0	0	Fraser	78	3595	46.1	66	—
Passing	1	2	BRONCOS	81	3595	44.3	66	3
FIELD GOALS	16/30	15/32	OPPONENTS	61	2664	43.7	—	—

Score By Periods	1	2	3	4	OT	Total
BRONCOS	40	96	64	101	—	301
OPPONENTS	121	113	127	112	—	473

SCORING	TD	Ru	Pa	Rt	PAT	FG	S	PTS
Mingo	0	0	0	35/35	16/30	0	83	0
Taylor	10	0	10	0/0	0/0	0	60	0
Joe	5	4	1	0/0	0/0	0	30	0
Scarpitto	5	0	5	0/0	0/0	0	30	0
Stone	4	2	2	0/0	0/0	0	24	0
Groman	3	0	3	0/0	0/0	0	18	0
Prebola	2	0	2	0/0	0/0	0	14	0
Dixon	2	2	0	0/0	0/0	0	12	0
Gonsoulin	1	0	0	1/0	0/0	0	6	0
Mitchell	1	0	0	1/0	0/0	0	6	0
McFadin	1	0	0	1/0	0/0	0	6	0
Slaughter	1	1	0	0/0	0/0	0	6	0
Gaiters	1	0	1	0/0	0/0	0	6	0
BRONCOS	36	9	24	3	35/35	16/30	0	301
OPPONENTS	61	15	40	6	55/56	15/32	2	473

PUNT RETURNS	No.	Yds.	Avg.	Long	TD
Mitchell	12	141	11.7	28	0
Mingo	7	85	12.1	45	0
Dixon	3	58	19.3	47	0
Frazier	3	42	14.0	19	0
Zeman	2	32	16.0	18	0
Brown	3	29	9.6	17	0
BRONCOS	30	387	12.9	47	0
OPPONENTS	43	466	10.8	—	0

KICKOFF RETURNS	No.	Yds.	Avg.	Long	TD
Mitchell	37	954	25.7	90	1
Gaiters	11	225	20.4	29	0
Dixon	9	195	21.6	37	0
Frazier	7	185	23.6	49	0
Mingo	7	151	21.6	31	0
Brown	3	70	23.3	54	0
Olson	2	0	0.0	0	0
Scarpitto	1	8	8.0	8	0
Groman	0	*9	—	9	0
Gonsoulin	0	*4	—	4	0
BRONCOS	78	1801	23.1	90	1
OPPONENTS	51	1310	25.7	—	1

**return yardage gained by lateral*

SACKS: Gavin 4.5, McFadin 3.5, Lassiter 2.5, Peters 2, Nery 1.5, Fraser 1.5, Erlandson 1, McDaniel 1, Holz 0.5, Team 1, **TOTAL 19.0**

PASSING	Att.	Comp.	Yds.	Comp. %	Yd./Att.	TD	TD%	Int	Int%	LG	Rtg.
Slaughter	223	112	1689	50.2	7.57	13	5.8	15	6.7	74	66.9
Breaux	138	70	935	50.7	6.78	7	5.1	6	4.3	71	71.4
McCormick	72	28	417	38.9	5.79	4	5.6	3	4.2	72	59.8
Tripucka	15	7	31	46.7	2.07	0	0.0	5	33.3	14	13.9
Stone	3	0	0	0.0	0.00	0	0.0	0	0.0	—	39.6
Taylor	1	0	0	0.0	0.00	0	0.0	0	0.0	—	39.6
Mingo	1	0	0	0.0	0.00	0	0.0	0	0.0	—	39.6
BRONCOS	453	217	3072	47.9	6.78	24	5.3	29	6.4	74	61.2
OPPONENTS	408	204	3572	50.0	8.75	40	9.8	15	3.7	—	97.6

1963 PRIMARY STARTERS

OFFENSE	DEFENSE
SE Taylor, Lionel	LE Jacobs, Ray
LT Olson, Harold	LE Nery, Ron
LT Perkins, Jim	LT McFadin, Bud
LG McCullough, Bob	RT Holz, Gordy
C Sturm, Jerry	RE Gavin, Chuck
RG Barnes, Ernie	LLB Nocera, John
RT Danenhauer, Eldon	LLB Erlandson, Tom
TE Prebola, Gene	MLB McDaniel, Wahoo
FL Scarpitto, Bob	RLB Fraser, Jim
FL Groman, Bill	LC McGeever, John
QB Slaughter, Mickey	LC Brown, Willie
QB Breaux, Don	RC Mitchell, Charlie
HB Stone, Don	LS Zeman, Bob
HB Dixon, Hewritt	RS Gonsoulin, Goose
FB Joe, Billy	

1963 COACHES

Jack Faulkner (Head Coach), **Dale Dadrill** (Defensive Line), **Ed Hughes** (Defensive Backfield), **Red Miller** (Offensive Line), **Mac Speedie** (Offensive End).

1963 LEADERS / RANKINGS

INDIVIDUAL	PLAYER	NO.	AFL RANK	AFL LEADER NO.
Points	Mingo	83	5	Cappelletti (BOS) 113
Rushing Yards	Joe	646	7	Daniels (OAK) 1,099
Passing Yards	Slaughter	1,689	8	Blanda (HOU) 3,003
Passer Rating	Slaughter	66.9	5	Rote (SD) 86.7
Receiving Yards	Taylor	1,101	3	Powell (OAK) 1,304
Receptions	Taylor	78	1	Taylor (DEN) 78
Interceptions	Gonsoulin	6	6t	Glick (HOU) 12

OFFENSE NO.	AFL RANK	AFL LEADER NO.
Points Per Game	7	San Diego 28.5
Total Yards Per Game	7	San Diego 367.6
Rushing Yards Per Game	6	San Diego 157.4
Net Passing Yards Per Game	8	Houston 229.3

DEFENSE NO.	AFL RANK	AFL LEADER NO.
Points Per Game	8	San Diego 18.2
Total Yards Per Game	7	Boston 265.4
Rushing Yards Per Game	6	Boston 79.1
Net Passing Yards Per Game	8	San Diego 180.1

1963 KEY AWARDS

All-AFL (1): S Goose Gonsoulin. **AFL All-Star Game (2):** S Goose Gonsoulin, DT Bud McFadin. **AFL Rookie of the Year (*The Sporting News*):** FB Billy Joe.

1963 AFL STANDINGS

AFL EAST

Team	W	L	T	Pct	PF	PA
x-Boston	7	6	1	.538	327	257
x-Buffalo	7	6	1	.538	304	291
Houston	6	8	0	.429	302	372
New York Jets	5	8	1	.385	249	399

AFL WEST

Team	W	L	T	Pct	PF	PA
y-San Diego	11	3	0	.786	399	255
Oakland	10	4	0	.714	363	282
Kansas City	5	7	2	.417	347	263
Denver	2	11	1	.154	301	473

x - Made Playoffs; y - Division Title

EASTERN DIVISION PLAYOFF GAME

12/28 - Boston 26, at Buffalo 8

AFL CHAMPIONSHIP

1/5 - at San Diego 51, Boston 10

1963 NFL STANDINGS

NFL EAST

Team	W	L	T	Pct	PF	PA
y-New York Giants	11	3	0	.786	448	280
Cleveland	10	4	0	.714	343	262
St. Louis	9	5	0	.643	341	283
Pittsburgh	7	4	3	.636	321	295
Dallas	4	10	0	.286	305	378
Washington	3	11	0	.214	279	398
Philadelphia	2	10	2	.167	242	381

NFL WEST

Team	W	L	T	Pct	PF	PA
y-Chicago	11	1	2	.917	301	144
Green Bay	11	2	1	.846	369	206
Baltimore	8	6	0	.571	316	285
Detroit	5	8	1	.385	326	265
Minnesota	5	8	1	.385	309	390
Los Angeles	5	9	0	.357	210	350
San Francisco	2	12	0	.143	198	391

y - Division Title

NFL CHAMPIONSHIP

12/29 - at Chicago 14, New York Giants 10

1962 FINAL STATISTICS (7-7)

Head Coach: Jack Faulkner AFL West: 2nd Home Stadium: Bears Stadium

Date	W-L	Score	Opponent	Attendance	RUSHING	No.	Yds.	Avg.	Long	TD
Sept 7	W	30-21	San Diego	28,000	Stone	94	360	3.8	27	3
Sept 15	W	23-20	at Buffalo	30,577	Dickinson	73	247	3.4	42	0
Sept 21	L	16-41	at Boston	21,038	Mingo	54	287	5.3	82t	4
Sept 30	W	32-10	at N.Y. Titans	17,213	Frazier	39	168	4.3	35	2
Oct 5	W	44-7	Oakland	22,452	Olszewski	33	114	3.4	46	0
Oct 14	W	23-6	at Oakland	7,000	Stinnette	21	87	4.1	14	1
Oct 21	W	20-10	Houston	34,496	Shaw	4	10	2.5	9	1
Oct 28	L	38-45	Buffalo	26,051	Tripucka	2	-1	-0.5	1	1
Nov 4	W	23-20	at San Diego	20,827	Taylor	2	26	13.0	18	0
Nov 11	L	29-33	Boston	28,187	BRONCOS	322	1298	4.0	82	12
Nov 18	L	3-24	Dallas	23,523	OPPONENTS	439	1868	4.3	—	11
Nov 22	L	45-46	N.Y. Titans	15,776						
Dec 2	L	17-34	at Houston	30,650						
Dec 9	L	10-17	at Dallas	19,137						

TEAM STATISTICS		Den	Opp
TOTAL FIRST DOWNS			
Rushing		270	234
Passing		72	88
Penalty		177	131
		21	15
TOTAL NET YARDS			
		4702	4538
Avg. Per Game		335.9	324.1
NET YARDS RUSHING			
		1298	1868
Avg. Per Game		92.7	133.4
Total Rushes		322	439
Avg. Per Rush		4.0	4.3
NET YARDS PASSING			
		3404	2670
Avg. Per Game		243.1	190.7
Sacked/Yards Lost		30/335	25/224
Att./Completions		559/292	423/202
Completion Pct.		52.2	47.8
Had Intercepted		40	27
PUNTS/AVERAGE			
		60/42.9	65/41.9
PENALTIES/YARDS			
		64/613	76/678
FUMBLES/BALL LOST			
		28/14	34/19
TOUCHDOWNS			
Rushing		39	41
Passing		12	11
Defense>Returns		21	24
		6	6
PAT (Total)			
		32	54
Kicking		27	52
Passing		4	0
Running		2	2
FIELD GOALS			
		27/39	16/27

Score By Periods	1	2	3	4	OT	Total
BRONCOS	48	94	61	150	—	353
OPPONENTS	64	105	58	107	—	334

SCORING	TD	Ru	Pa	Rt	PAT	FG	\$	PTS
Mingo	4	4	0	0	32/34	27/39	0	137
Scarpitto	6	0	6	0	0/0	0/0	0	36
Stone	5	3	2	0	0/0	0/0	0	30
Dickinson	4	0	4	0	0/0	0/0	0	24
Taylor	4	0	4	0	0/0	0/0	0	24
Frazier	3	2	1	0	0/0	0/0	0	18
Tarr	2	0	2	0	0/0	0/0	0	12
McMillin	2	0	0	2	0/0	0/0	0	12
Prebala	1	0	1	0	0/0	0/0	0	8
Tripucka	1	1	0	0	0/0	0/0	0	6
Shaw	1	1	0	0	0/0	0/0	0	6
Olszewski	1	0	1	0	0/0	0/0	0	6
Stinnette	1	1	0	0	0/0	0/0	0	6
Zeman	1	0	0	1	0/0	0/0	0	6
Gonsoulin	1	0	0	1	0/0	0/0	0	6
McGeever	1	0	0	1	0/0	0/0	0	6
McFadin	1	0	0	1	0/0	0/0	0	6
Fraser	0	0	0	0	2/2	0/0	0	2
BRONCOS	39	12	21	6	34/36	27/39	0	353
OPPONENTS	41	11	24	6	36/38	16/27	0	334

PASSING	Att.	Comp.	Yds.	Comp.%	Yd./Att.	TD	TD%	Int	Int%	LG	Rtg.
Tripucka	440	240	2917	54.5	6.63	17	3.9	25	5.7	96t	64.4
Shaw	110	49	783	44.5	7.12	4	3.6	14	12.7	97t	41.7
Mingo	2	1	18	50.0	9.00	0	0.0	1	50.0	18	41.7
Stone	3	1	13	33.3	4.33	0	0.0	0	0.0	13	47.9
Enis	2	1	8	50.0	4.00	0	0.0	0	0.0	8	60.4
Taylor	2	0	0	0.0	0.0	0	0.0	0	0.0	0	39.6
BRONCOS	559	292	3739	52.2	6.69	21	3.8	40	7.2	97t	56.2
OPPONENTS	423	202	2894	47.8	6.84	24	5.7	27	6.4	—	62.7

RECEIVING	No.	Yds.	Avg.	Long	TD
Taylor	77	908	11.8	45	4
Dickinson	60	554	9.2	33	4
Prebala	41	599	14.6	55	1
Scarpitto	35	667	19.1	67	6
Stone	20	223	11.2	56	2
Mingo	14	107	7.6	34	0
Olszewski	13	150	11.6	22	1
Stinnette	13	109	8.4	32	0
Frazier	11	211	19.2	96t	1
Tarr	8	211	26.3	97t	2
BRONCOS	292	3739	12.8	97t	21
OPPONENTS	202	2894	14.3	—	24

INTERCEPTIONS	No.	Yds.	Avg.	Long	TD
Gonsoulin	7	88	12.6	64t	1
Zeman	6	133	22.2	55	1
McMillin	4	117	29.3	48	1
McDaniel	4	37	9.3	18	0
McGeever	2	63	31.5	48	1
Gavin	1	35	35.0	35	0
Cash	1	5	5.0	5	0
Erlandson	1	3	3.0	3	0
Fraser	1	2	2.0	2	0
BRONCOS	27	483	17.9	64t	4
OPPONENTS	40	421	10.5	—	5

PUNTING	No.	Yds.	Avg.	Long	B
Fraser	54	2400	44.4	75	—
McDaniel	5	173	34.6	39	—
BRONCOS	60	2573	42.9	75	1
OPPONENTS	65	2724	41.9	—	0

PUNT RETURNS	No.	Yds.	Avg.	Long	TD
Mingo	7	36	5.1	12	0
Zeman	5	59	11.8	47	0
Frazier	5	32	6.4	16	0
OTHERS	2	1	0.5	1	0
BRONCOS	19	128	6.7	47	0
OPPONENTS	27	245	9.1	—	0

KICKOFF RETURNS	No.	Yds.	Avg.	Long	TD
Frazier	19	388	20.4	35	0
Minter	10	227	22.7	50	0
O					
Tarr	8	217	27.1	50	0
Mingo	6	99	16.5	31	0
McGeever	5	143	28.6	52	0
Olszewski	3	66	22.0	24	0
Stinnette	2	27	13.5	21	0
Dickinson	2	26	13.0	14	0
Danenbauer	1	11	11.0	11	0
McMillin	1	6	6.0	6	0
BRONCOS	57	1210	21.2	52	0
OPPONENTS	67	1401	21.9	—	0

SACKS: Holz 5, Gavin 3, Stalcup 3, McFadin 2.5, McDaniel 2.5, Roland 2, Lassiter 2, Cash 1.5, Fraser 1, Erlandson 0.5, Team 2, **TOTAL 25.0**

1962 PRIMARY STARTERS

OFFENSE	DEFENSE
LE Taylor, Lionel	DE Gavin, Chuck
LT Sturmn, Jerry	DT McFadin, Bud
LT Perkins, Jim	DT Lassiter, Ike
LG Adamson, Ken	DT Holz, Gordon
C Barton, Jim	DT Cash, John
RG McCullough, Bob	LLB Fraser, Jim
RT Danenhauer, Eldon	MLB McDaniel, Wahoo
TE Prebola, Gene	LLB Roehneit, Bill
FL Scarpitto, Bob	LLB Stallcup, Jerry
FL Frazier, Al	LCB McGeever, John
QB Tripucka, Frank	RCB McMillin, Jim
QB Shaw, George	LS Zeman, Bob
HB Stone, Don	RS Gonsoulin, Goose
HB Mingo, Gene	
FB Dickinson, Bo	

1962 COACHES

Jack Faulkner (Head Coach), **Dale Dodrill** (Defensive Line), **Gary Glick** (Defensive Backfield), **Jim Martin** (Offensive Line), **Mac Speedie** (Offensive End).

1962 LEADERS / RANKINGS

INDIVIDUAL	PLAYER	NO.	AFL RANK	AFL LEADER NO.
Points	Mingo	137	1	Mingo (DEN) 137
Rushing Yards	Stone	360	15	Gilchrist (BUF) 1,096
Passing Yards	Tripucka	2,917	1	Tripucka (DEN) 2,917
Passer Rating	Tripucka	64.4	3	Dawson (DLT) 98.3
Receiving Yards	Taylor	908	3	Powell (NYT) 1,130
Receptions	Taylor	77	1	Taylor (DEN) 77
Interceptions	Gonsoulin	7	7t	Riley (NYT) 11

OFFENSE NO.	AFL RANK	AFL LEADER NO.
Points Per Game	25.2	3 Dallas Texans 27.8
Total Yards Per Game	335.9	4 Houston 355.1
Rushing Yards Per Game	92.7	7 Buffalo 177.1
Net Passing Yards Per Game	243.1	1 Denver 243.1

DEFENSE NO.	AFL RANK	AFL LEADER NO.
Points Per Game	23.9	5 Dallas Texans 16.6
Total Yards Per Game	324.1	6 Dallas Texans 282.2
Rushing Yards Per Game	133.4	5 Dallas Texans 89.3
Net Passing Yards Per Game	190.7	5 Oakland 164.7

1962 KEY AWARDS

All-AFL (4): T Eldon Danenhauer, S Goose Gonsoulin, DT Bud McFadin, S Bob Zeman. **AFL All-Star Game (8):** T Eldon Danenhauer, LB Jim Fraser, S Goose Gonsoulin, DT Bud McFadin, HB Gene Mingo, WR Lionel Taylor, QB Frank Tripucka, S Bob Zeman. **AP AFL Coach of the Year:** Jack Faulkner.

1962 AFL STANDINGS

AFL EAST

Team	W	L	T	Pct	PF	PA
y-Houston	11	3	0	.786	387	270
Boston	9	4	1	.692	346	295
Buffalo	7	6	1	.538	309	272
New York Titans	5	9	0	.357	278	423

AFL WEST

Team	W	L	T	Pct	PF	PA
y-Dallas Texans	11	3	0	.786	389	233
Denver	7	7	0	.500	353	334
San Diego	4	10	0	.286	314	392
Oakland	1	13	0	.071	213	370

y - Division Title

AFL CHAMPIONSHIP

12/23 - Dallas Texans 20, at Houston 17 (20T)

1962 NFL STANDINGS

NFL EAST

Team	W	L	T	Pct	PF	PA
y-New York Giants	12	2	0	.857	398	283
Pittsburgh	9	5	0	.643	312	363
Cleveland	7	6	1	.538	291	257
Washington	5	7	2	.417	305	376
Dallas Cowboys	5	8	1	.385	398	402
St. Louis	4	9	1	.308	287	361
Philadelphia	3	10	1	.231	282	356

NFL WEST

Team	W	L	T	Pct	PF	PA
y-Green Bay	13	1	0	.929	415	148
Detroit	11	3	0	.786	315	177
Chicago	9	5	0	.643	321	287
Baltimore	7	7	0	.500	293	288
San Francisco	6	8	0	.429	282	331
Minnesota	2	11	1	.154	254	410
Los Angeles	1	12	1	.077	220	334

y - Division Title

NFL CHAMPIONSHIP

12/30 - Green Bay 16, at New York Giants 7

1961 FINAL STATISTICS (3-11)

Head Coach: Frank Filchock AFL West: 3rd Home Stadium: Bears Stadium

Date	W-L	Score	Opponent	Attendance	RUSHING	No.	Yds.	Avg.	Long	TD
Sept 10	W	22-10	at Buffalo	16,636	Stone	127	505	4.0	34	4
Sept 16	L	17-45	at Boston	14,479	Bukaty	76	187	2.5	45	5
Sept 24	L	28-35	at N.Y. Titans	14,381	Ames	19	114	6.0	26	0
Oct 1	L	19-33	at Oakland	8,361	Frazier	23	110	4.8	43	1
Oct 8	L	12-19	Dallas	14,500	Herring	15	74	4.9	20	2
Oct 15	W	27-24	Oakland	11,129	Mingo	18	51	2.8	15	0
Oct 22	W	27-10	N.Y. Titans	12,508	Sturm	8	31	3.9	9	0
Oct 29	L	0-37	at San Diego	32,584	Carmichael	15	24	1.6	8	0
Nov 5	L	14-55	Houston	11,564	Traynham	6	12	2.0	8	0
Nov 12	L	16-19	San Diego	7,859	Stinnette	19	8	0.4	9	0
Nov 19	L	10-23	Buffalo	7,645	Allen	3	-4	-1.3	2	0
Nov 26	L	14-45	at Houston	27,874	Tripucka	4	-8	-2.0	0	0
Dec 3	L	24-28	Boston	9,303	TEAM	0	-13	-13.0	0	0
Dec 10	L	21-49	at Dallas	8,000	BRONCOS	333	1091	3.3	45	11
					OPPONENTS	435	1633	3.8	—	17

TEAM STATISTICS	Den	Opp
TOTAL FIRST DOWNS	219	233
Rushing	66	83
Passing	127	127
Penalty	26	23
TOTAL NET YARDS	3811	4418
Avg. Per Game	272.2	315.6
NET YARDS RUSHING	1091	1633
Avg. Per Game	77.9	116.6
Total Rushes	333	435
Avg. Per Rush	3.3	3.7
NET YARDS PASSING	2720	2785
Avg. Per Game	194.3	198.9
Sacked/Yards Lost	33/284	33/275
Att./Completions	568/265	433/194
Completion Pct.	46.7	44.8
Had Intercepted	45	26
PUNTS/AVERAGE	80/39.4	77/40.5
PENALTIES/YARDS	60/560	98/799
FUMBLES/BALL LOST	33/20	25/14
TOUCHDOWNS	32	56
Rushing	11	17
Passing	18	30
Defense>Returns	3	9
PAT (Total)	28	37
Kicking	27/27	36/38
Running	0/1	1/1
Passing	1/1	0/1
FIELD GOALS	8/25	13/26

RECEIVING	No.	Yds.	Avg.	Long	TD
Taylor	100	1176	12.7	52	4
Frazier	47	799	17.0	87	6
Stone	38	344	9.1	37	4
Prebola	29	349	12.0	54	1
Mingo	8	110	13.8	69	2
Bukaty	14	94	6.7	13	0
Stinnette	11	58	5.3	15	1
Mingo	8	110	13.8	69	2
Ames	6	20	3.3	9	0
Hill	4	33	8.3	15	0
Sturm	2	-1	-0.5	0	0
Traynham	1	-1	-1.0	-1	0
BRONCOS	265	3004	11.3	87	18
OPPONENTS	194	3060	15.8	—	30

INTERCEPTIONS	No.	Yds.	Avg.	Long	TD
Nugent	7	77	11.0	30	0
Gonsoulin	6	76	12.7	38	0
McMillin	5	56	11.2	26	0
McNamara	3	85	28.3	34	0
Hudson	3	16	5.3	13	0
Stinnette	1	40	40.0	40	0
Lamberti	1	5	5.0	5	0
BRONCOS	26	355	13.7	40	0
OPPONENTS	45	818	18.2	—	5

PUNTING	No.	Yds.	Avg.	Long	B
Herring	80	3149	39.4	63	0
OPPONENTS	77	3120	40.5	—	0

Score By Periods	1	2	3	4	OT	Total
BRONCOS	52	34	37	128	—	251
OPPONENTS	75	143	95	119	—	432

PUNT RETURNS	No.	Yds.	Avg.	Long	TD
Frazier	18	231	12.8	55	1
Carmichael	7	58	8.3	29	0
McNamara	4	17	4.3	9	0
Ames	2	17	8.5	13	0
Gavin	1	45	45.0	45	1
Mingo	1	1	1.0	1	0
BRONCOS	33	369	11.2	55	2
OPPONENTS	26	368	14.2	—	2

SCORING	TD	Ru	Pa	Rt	PAT	FG	\$	PTS
Frazier	8	1	6	1	0/0	0/0	0	50
Stone	8	4	4	—	0/0	0/0	0	48
Bukaty	5	5	0	—	0/0	0/0	1	32
Mingo	2	0	2	—	11/11	3/10	0	32
Hill	0	0	0	—	16/16	5/15	0	31
Taylor	4	0	4	—	0/0	0/0	0	24
Herring	2	2	0	—	0/0	0/0	0	12
Prebola	1	0	1	—	0/0	0/0	0	8
Gavin	1	0	0	1	0/0	0/0	0	6
Stinnette	1	0	1	—	0/0	0/0	0	6
BRONCOS	32	11	18	3	27/27	8/25	1	251
OPPONENTS	56	17	30	9	52/52	13/26	0	432

KICKOFF RETURNS	No.	Yds.	Avg.	Long	TD
Frazier	18	504	28.0	90	1
Carmichael	16	310	19.4	31	0
Ames	12	240	20.0	30	0
Stone	9	215	23.9	76	0
Mingo	4	120	30.0	30	0
Bukaty	3	41	13.7	20	0
Gonsoulin	1	34	34.0	34	0
Hill	1	23	23.0	23	0
Prebola	1	8	8.0	8	0
Stinnette	1	6	6.0	6	0
BRONCOS	66	1501	22.7	90	1
OPPONENTS	42	720	17.1	—	0

SACKS: Cash 7, Hauser 5.5, McFadin 5, Hudson 2, Stinnette 2, McDaniel 2, Konovsky 1, Gavin 1, Holz 0.5, Team 7, **TOTAL 33.0**

PASSING	Att.	Comp.	Yds.	Comp.%	Yd./Att.	TD	TD%	Int	Int%	LG	Rtg.
Tripucka	344	167	1690	48.5	4.91	10	2.9	21	6.1	87	47.3
Herring	211	93	1160	44.1	5.50	5	2.4	22	10.4	54	30.0
Mingo	8	4	136	50.0	17.0	2	25.0	0	0.0	52	135.4
Stone	2	1	18	50.0	9.0	1	50.0	0	0.0	18	120.8
Taylor	2	0	0	0.0	0.00	0	0.0	1	50.0	0	0.0
Frazier	1	0	0	0.0	0.00	0	0.0	1	100.0	0	0.0
BRONCOS	568	265	3004	46.7	5.29	18	3.2	45	7.9	87	40.6
OPPONENTS	433	194	3060	44.8	7.07	30	6.9	26	6.0	—	66.9

1961 PRIMARY STARTERS

OFFENSE	DEFENSE
LE Taylor, Lionel	LE Cash, John
LT Mattox, Jack	LT McFadin, Bud
LG Adamson, Ken	RT Holz, Gordon
C Nichols, Mike	RE Gavin, Chuck
C Barton, Jim	LLB Hudson, Bob
RG Larpenter, Carl	MLB McDaniel, Wahoo
RT Danenhauer, Eldon	RLB Roehnell, Bill
TE Prebola, Gene	RLB Stalcup, Jerry
FL Frazier, Al	LC McNamara, Bob
QB Tripucka, Frank	RC McMillan, Jim
QB Herring, George	LS Nugent, Phil
HB Stone, Don	RS Gonsoulin, Goose
FB Bukaty, Fred	

1961 COACHES

Frank Filchock (Head Coach), Ken Carpenter (Assistant), Dale Dodrill (Line).

1961 LEADERS / RANKINGS

INDIVIDUAL	PLAYER	NO.	AFL RANK	AFL LEADER NO.
Points	Frazier	50	13	Cappelletti (BOS) 147
Rushing Yards	Stone	505	6	Cannon (HOU) 948
Passing Yards	Tripucka	1,690	6	Blanda (HOU) 3,330
Passer Rating	Tripucka	47.3	8	Blanda (HOU) 91.3
Receiving Yards	Taylor	1,176	2	Hennigan (HOU) 1,746
Receptions	Taylor	100	1	Taylor (DEN) 100
Interceptions	Nugent	7	6t	Atkins (BUF) 10

OFFENSE NO.	AFL RANK	AFL LEADER NO.
Points Per Game 17.9	7	Houston 36.6
Total Yards Per Game 272.2	7	Houston 448.1
Rushing Yards Per Game 77.9	8	Dallas Texans 155.9
Net Passing Yards Per Game 194.3	3	Houston 313.7

DEFENSE NO.	AFL RANK	AFL LEADER NO.
Points Per Game 30.9	7	San Diego 15.6
Total Yards Per Game 315.6	6	San Diego 265.7
Rushing Yards Per Game 116.6	5	Boston 74.4
Net Passing Yards Per Game 198.9	5	San Diego 168.8

1961 KEY AWARDS

All-AFL (2): DT Bud McFadin, WR Lionel Taylor. AFL All-Star Game (4): G Ken Adamson, S Goose Gonsoulin, DT Bud McFadin, HB Don Stone.

1961 AFL STANDINGS

AFL EAST

Team	W	L	T	Pct	PF	PA
y-Houston	10	3	1	.769	513	242
Boston	9	4	1	.692	413	313
New York Titans	7	7	0	.500	301	390
Buffalo	6	8	0	.429	294	342

AFL WEST

Team	W	L	T	Pct	PF	PA
y-San Diego	12	2	0	.857	396	219
Dallas Texans	6	8	0	.429	334	343
Denver	3	11	0	.214	251	432
Oakland	2	12	0	.143	237	458

y - Division Title

AFL CHAMPIONSHIP

12/24 - Houston 10, at San Diego 3

1961 NFL STANDINGS

NFL EAST

Team	W	L	T	Pct	PF	PA
y-New York Giants	10	3	1	.769	368	220
Philadelphia	10	4	0	.714	361	297
Cleveland	8	5	1	.615	319	270
St. Louis	7	7	0	.500	279	267
Pittsburgh	6	8	0	.429	295	287
Dallas Cowboys	4	9	1	.308	236	380
Washington	1	12	1	.077	174	392

NFL WEST

Team	W	L	T	Pct	PF	PA
y-Green Bay	11	3	0	.786	391	223
Detroit	8	5	1	.615	270	258
Baltimore	8	6	0	.571	302	307
Chicago	8	6	0	.571	326	302
San Francisco	7	6	1	.538	346	272
Los Angeles	4	10	0	.286	263	333
Minnesota	3	11	0	.214	285	407

y - Division Title

NFL CHAMPIONSHIP

12/31 - at Green Bay 37, New York Giants 0

1960 FINAL STATISTICS (4-9-1)

Head Coach: Frank Filchock AFL West: 4th Home Stadium: Bears Stadium

Date	W-L	Score	Opponent	Attendance	RUSHING	No.	Yds.	Avg.	Long	TD
Sept 9	W	13-10	at Boston	21,597	Rolle	130	501	3.9	57	2
Sept 18	W	27-21	at Buffalo	15,229	Mingo	83	323	3.9	39	4
Sept 23	L	24-28	at N.Y. Titans	20,462	Bell	43	238	5.5	68	0
Oct 2	W	31-14	Oakland	18,372	Carmichael	41	211	5.1	47	2
Oct 16	L	19-23	L.A. Chargers	19,141	Stransky	28	78	2.8	16	0
Oct 23	W	31-24	Boston	12,683	Wegert	5	37	7.4	32	0
Oct 30	L	14-17	Dallas Texans	13,002	Carpenter	4	13	3.3	9	0
Nov 6	L	25-45	Houston	14,489	McNamara	17	33	1.9	7	1
Nov 13	L	7-34	at Dallas Texans	21,000	Brodnax	15	18	1.2	7	0
Nov 20	L	10-20	at Houston	20,778	Allen	30	18	0.6	4	1
Nov 27	T	38-38	Buffalo	7,785	Taylor	2	-6	-3.0	—	0
Dec 4	L	27-30	N.Y. Titans	5,861	Herring	5	-46	-9.2	—	0
Dec 10	L	33-41	at L.A. Chargers	9,928	Tripucca	37	-226	-6.1	—	0
Dec 16	L	10-48	at Oakland	7,000	BRONCOS	440	1195	2.7	68	10
					OPPONENTS	541	2145	4.0	—	23

TEAM STATISTICS	Den	Opp
TOTAL FIRST DOWNS	248	254
Rushing	84	112
Passing	141	123
Penalty	23	19
TOTAL NET YARDS	4442	5132
Avg. Per Game	317.3	366.6
NET YARDS RUSHING	1195	2145
Avg. Per Game	85.4	153.2
Total Rushes	440	541
NET YARDS PASSING	3247	2987
Avg. Per Game	231.9	213.4
Att./Completions	508/259	387/189
Completion Pct.	51.0	48.7
Had Intercepted	35	27
PUNTS/AVERAGE	70/37.3	67/39.0
PENALTIES/YARDS	54/501	62/633
FUMBLES/BALL LOST	32/17	26/17
TOUCHDOWNS	37	49
Rushing	10	19
Passing	24	25
Defense>Returns	3	5

Score By Periods	1	2	3	4	OT	Total
BRONCOS	42	93	86	88	—	309
OPPONENTS	96	108	90	99	—	393

SCORING	TD	Ru	Pa	Rt	PAT	FG	\$	PTS
Mingo	6	4	1	1	33/36	18/28	0	123
Taylor	12	0	12	0	0/0	0/0	0	72
Carmichael	7	2	5	0	0/0	0/0	0	42
Rolle	3	2	1	0	0/0	0/0	0	18
McNamara	2	1	1	0	0/0	0/0	0	12
Allen	1	1	0	0	0/0	0/0	0	6
Brodnax	1	0	1	0	0/0	0/0	0	6
Carpenter	1	0	1	0	0/0	0/0	0	6
Greer	1	0	1	0	0/0	0/0	0	6
Pyeatt	1	0	0	1	0/0	0/0	0	6
Yelverton	1	0	0	1	0/0	0/0	0	6
Jessup	1	0	1	0	0/0	0/0	0	6
BRONCOS	37	10	24	3	33/36	18/28	0	309
OPPONENTS	49	19	25	5	44/47	17/27	0	393

SACKS: Yelverton 6, Day 2, King 2, McFadin 1.5, Hatley 1.5, Gavin 1, Nichols 1, Davis 1, Young 0.5, Team 7, **TOTAL 23.5**

RECEIVING	No.	Yds.	Avg.	Long	TD
Taylor	92	1235	13.4	80	12
Carmichael	32	616	19.3	59	5
Carpenter	29	350	12.1	36	1
Rolle	21	122	5.8	33	1
Greer	22	284	12.9	33	1
Mingo	19	156	8.2	18	1
Jessup	9	120	13.3	26	1
Epperson	11	99	9.0	16	0
McNamara	7	143	20.4	55	1
Allen	5	34	6.8	17	0
Brodnax	5	39	7.8	19	1
Stransky	3	11	3.7	11	0
Carothers	2	25	12.5	20	0
Bell	2	13	6.5	11	0
BRONCOS	259	3247	12.5	80	24
OPPONENTS	188	2987	15.8	—	25

INTERCEPTIONS	No.	Yds.	Avg.	Long	TD
Gonsoulin	11	98	8.9	—	0
McNamara	4	63	15.8	—	0
Pyeatt	4	60	15.0	—	1
Romine	3	69	23.0	—	0
King	2	18	9.0	—	0
Alliston	1	65	65.0	65	0
Doyle	1	24	24.0	24	0
Yelverton	1	20	20.0	20t	1
BRONCOS	27	417	15.4	65	2
OPPONENTS	35	340	9.7	—	3

PUNTING	No.	Yds.	Avg.	Long	B
Herring	70	2610	37.3	70	0
OPPONENTS	67	2611	39.0	—	0

PUNT RETURNS	No.	Yds.	Avg.	Long	TD
Carmichael	15	101	6.7	—	0
McNamara	11	68	6.2	—	0
Mingo	3	92	30.7	76t	—
BRONCOS	29	261	9.0	76t	1
OPPONENTS	20	149	7.5	—	1

KICKOFF RETURNS	No.	Yds.	Avg.	Long	TD
Carmichael	22	581	26.4	58	0
Mingo	9	209	23.2	—	0
McNamara	9	192	21.3	—	0
Wegert	6	143	23.8	—	0
Stransky	7	153	21.9	—	0
Brodnax	5	117	23.4	—	0
Allen	5	72	14.4	—	0
Bell	2	60	30.0	—	0
Greer	1	11	11.0	11	0
Strickland	1	9	9.0	9	0
BRONCOS	67	1547	23.1	58	0
OPPONENTS	54	1087	20.1	—	1

PASSING	Att.	Comp.	Yds.	Comp. %	Yd./Att.	TD	TD%	Int	Int%	LG	Rtg.
Tripucca	478	248	3038	51.9	6.36	24	5.0	34	7.1	80	58.9
Herring	22	9	137	40.9	6.23	0	0.0	1	4.5	21	43.2
Mingo	7	1	46	14.3	6.57	0	0.0	0	0.0	46	54.5
Carmichael	1	1	26	100.0	26.00	0	0.0	0	0.0	26	118.8
BRONCOS	508	259	3247	51.0	6.39	24	4.7	35	6.9	80	58.2
OPPONENTS	387	189	2987	48.8	7.72	25	6.5	27	7.0	—	67.4

1960 PRIMARY STARTERS

OFFENSE	DEFENSE
LE Taylor, Lionel	LE Young, Joe
LE Greer, Jim	LE King, Don
LT Holz, Gordon	LT McFadin, Bud
LT Larpenier, Carl	RT Hatley, John
LG Adamson, Ken	RE Gavin, Chuck
C Nichols, Mike	RE Yelverton, Bill
RG Smith, Willie	LLB Mangum, Pete
RT Danenhauer, Eldon	LLB Hudson, Bob
RE Jessup, Bill	MLB Brown, Hardy
RE Epperson, Pat	MLB Kutchta, Frank
FL McNamara, Bob	RLB Day, Albert
FL Carpenter, Ken	LC Bernardi, Frank
QB Tripucka, Frank	LC McNamara, Bob
HB Bell, Henry	RC Pyeatt, John
HB Mingo, Gene	LS Romine, Al
FB Rolle, Dave	RS Gonsoulin, Goose

1960 COACHES

Frank Filchock (Head Coach), Jim Cason (Backfield), Dale Dodrill (Line).

1960 LEADERS / RANKINGS

INDIVIDUAL	PLAYER	NO.	AFL RANK	AFL LEADER	NO.
Points	Mingo	123	1	Mingo (DEN)	123
Rushing Yards	Rolle	501	8	Haynes (DLT)	875
Passing Yards	Tripucka	3,038	1	Tripucka (DEN)	3,038
Passer Rating	Tripucka	58.9	7	Flores (OAK)	71.8
Receiving Yards	Taylor	1,235	3	Groman (HOU)	1,473
Receptions	Taylor	92	1	Taylor (DEN)	92
Interceptions	Gonsoulin	11	1	Gonsoulin (DEN)	11

OFFENSE	NO.	AFL RANK	AFL LEADER	NO.
Points Per Game	22.1	6	New York Titans	27.3
Total Yards Per Game	317.3	6	Houston	352.6
Rushing Yards Per Game	85.4	8	Dallas Texans	129.6
Net Passing Yards Per Game	231.9	3	Houston	240.8

DEFENSE	NO.	AFL RANK	AFL LEADER	NO.
Points Per Game	28.1	7	Dallas Texans	18.1
Total Yards Per Game	366.6	8	Buffalo	275.3
Rushing Yards Per Game	153.2	8	Dallas Texans	70.0
Net Passing Yards Per Game	213.4	5	Buffalo	175.8

1960 KEY AWARDS

All-AFL (3): S Goose Gonsoulin, DT Bud McFadin, WR Lionel Taylor.

1960 AFL STANDINGS

AFL EAST

Team	W	L	T	Pct	PF	PA
y-Houston	10	4	0	.714	379	285
New York Titans	7	7	0	.500	382	399
Buffalo	5	8	1	.385	296	303
Boston	5	9	0	.357	286	349

AFL WEST

Team	W	L	T	Pct	PF	PA
y-L.A. Chargers	10	4	0	.714	373	336
Dallas Texans	8	6	0	.571	362	253
Oakland	6	8	0	.429	319	388
Denver	4	9	1	.308	309	393

y - Division Title

AFL CHAMPIONSHIP

1/1 - at Houston 24, L.A. Chargers 16

1960 NFL STANDINGS

NFL EAST

Team	W	L	T	Pct	PF	PA
y-Philadelphia	10	2	0	.833	321	246
Cleveland	8	3	1	.727	362	217
New York Giants	6	4	2	.600	271	261
St. Louis	6	5	1	.545	288	230
Pittsburgh	5	6	1	.455	240	275
Washington	1	9	2	.100	178	309

NFL WEST

Team	W	L	T	Pct	PF	PA
y-Green Bay	8	4	0	.667	332	209
Detroit	7	5	0	.583	239	212
San Francisco	7	5	0	.583	208	205
Baltimore	6	6	0	.500	288	234
Chicago	5	6	1	.455	194	299
L.A. Rams	4	7	1	.364	265	297
Dallas Cowboys	0	11	1	.000	177	369

y - Division Title

NFL CHAMPIONSHIP

12/26 - at Philadelphia 17, Green Bay 13

YEAR-BY-YEAR FINAL RECORDS

Year	W	L	T	Div. Finish	Coach	Postseason (record)
1960	4	9	1	Fourth	Frank Filchock	
1961	3	11	0	Third	Frank Filchock	
1962	7	7	0	Second	Jack Faulkner	
1963	2	11	1	Fourth	Jack Faulkner	
1964	2	11	1	Fourth	Jack Faulkner (0-4) / Mac Speedie (2-7-1)	
1965	4	10	0	Fourth	Mac Speedie	
1966	4	10	0	Fourth	Mac Speedie (0-2) / Ray Malavasi (4-8)	
1967	3	11	0	Fourth	Lou Saban	
1968	5	9	0	Fourth	Lou Saban	
1969	5	8	1	Fourth	Lou Saban	
1970	5	8	1	Fourth	Lou Saban	
1971	4	9	1	Fourth	Lou Saban (2-6-1) / Jerry Smith (2-3)	
1972	5	9	0	Third	John Ralston	
1973	7	5	2	Second	John Ralston	
1974	7	6	1	Second	John Ralston	
1975	6	8	0	Second	John Ralston	
1976	9	5	0	Second	John Ralston	
1977	12	2	0	First	Red Miller	Super Bowl (2-1)
1978	10	6	0	First	Red Miller	Playoffs (0-1)
1979	10	6	0	Second	Red Miller	Playoffs (0-1)
1980	8	8	0	Fourth	Red Miller	
1981	10	6	0	Second	Dan Reeves	
1982	2	7	0	Fifth	Dan Reeves	
1983	9	7	0	Third	Dan Reeves	Playoffs (0-1)
1984	13	3	0	First	Dan Reeves	Playoffs (0-1)
1985	11	5	0	Second	Dan Reeves	
1986	11	5	0	First	Dan Reeves	Super Bowl (2-1)
1987	10	4	1	First	Dan Reeves	Super Bowl (2-1)
1988	8	8	0	Second	Dan Reeves	
1989	11	5	0	First	Dan Reeves	Super Bowl (2-1)
1990	5	11	0	Fifth	Dan Reeves	
1991	12	4	0	First	Dan Reeves	AFC Championship (1-1)
1992	8	8	0	Third	Dan Reeves	
1993	9	7	0	Third	Wade Phillips	Playoffs (0-1)
1994	7	9	0	Fourth	Wade Phillips	
1995	8	8	0	Fourth	Mike Shanahan	
1996	13	3	0	First	Mike Shanahan	Playoffs (0-1)
1997	12	4	0	Second	Mike Shanahan	Super Bowl Champion (4-0)
1998	14	2	0	First	Mike Shanahan	Super Bowl Champion (3-0)
1999	6	10	0	Fifth	Mike Shanahan	
2000	11	5	0	Second	Mike Shanahan	Playoffs (0-1)
2001	8	8	0	Third	Mike Shanahan	
2002	9	7	0	Second	Mike Shanahan	
2003	10	6	0	Second	Mike Shanahan	Playoffs (0-1)
2004	10	6	0	Second	Mike Shanahan	Playoffs (0-1)
2005	13	3	0	First	Mike Shanahan	AFC Championship (1-1)
2006	9	7	0	Third	Mike Shanahan	
2007	7	9	0	Second	Mike Shanahan	
2008	8	8	0	Second	Mike Shanahan	
2009	8	8	0	Second	Josh McDaniels	
2010	4	12	0	Fourth	Josh McDaniels (3-9) / Eric Stutesville (1-3)	
2011	8	8	0	First	John Fox	Playoffs (1-1)
2012	13	3	0	First	John Fox	Playoffs (0-1)
2013	13	3	0	First	John Fox	Super Bowl (2-1)
2014	12	4	0	First	John Fox	Playoffs (0-1)
2015	12	4	0	First	Gary Kubiak	Super Bowl Champion (3-0)
2016	9	7	0	Third	Gary Kubiak	
2017	5	11	0	Fourth	Vance Joseph	
2018	6	10	0	Third	Vance Joseph	
2019	7	9	0	Second	Vic Fangio	
2020	5	11	0	Fourth	Vic Fangio	
2021	7	10	0	Fourth	Vic Fangio	
2022	5	12	0	Fourth	Nathaniel Hackett (4-11) / Jerry Rosburg (1-1)	
Total	500	456	10	(.523)		(Total Playoff Record: 23-19)

3 World Championships: (1997-98, 2015)

8 Super Bowl Appearances: ('77, '86-87, '89, '97-98, 2013, '15)

10 AFC Championship Games: (1977, '86-87, '89, '91, '97-98, '05, '13, '15)

15 Division Titles: (1977-78, '84, '86-87, '89, '91, '96, '98, '05, '11-15)

22 Playoff Appearances: (1977-79, '83-84, '86-87, '89, '91, '93, '96-98, '00, '03-05, '11-15)

29 Winning Seasons: (1973-74, '76-79, '81, '83-87, '89, '91, '93, '96-98, '00, '02-06, '12-16)





Denver 24, Carolina 10

Sunday, Feb. 7, 2016 • 3:39 p.m. PST • Levi's Stadium • Santa Clara, Calif.

WEATHER: Sunny, 76°, Wind NW 16 mph • **TIME:** 3:43 • **ATTENDANCE:** 71,088

Super Bowl 50

Behind a ruthless defense led by MVP Von Miller and his 2.5-sack, two-forced fumble performance, the Denver Broncos claimed their third world championship by beating the Carolina Panthers 24-10 in Super Bowl 50 at Levi's Stadium in Santa Clara, Calif.

At age 39, quarterback Peyton Manning became the oldest starting quarterback to win a Super Bowl and the first in NFL history to win a Super Bowl with two different teams. The Super Bowl 50 victory also gave Manning his 200th career win, passing Hall of Famer Brett Favre for the most combined victories in league history.

John Elway, the architect of Denver's World Championship team, earned his third Super Bowl win and his first as an executive. Gary Kubiak, in his initial season leading the Broncos, also made history by becoming the first person to play in and serve as the head coach for the same franchise in the Super Bowl.

Denver's defense would post seven sacks and four turnovers, holding the league's No. 1 ranked scoring offense to 10 points.

Broncos kicker Brandon McManus put the Broncos on the board on the team's first drive before Denver's defense took over. Helped by the special teams unit which pinned Carolina deep in its own territory, Miller strip-sacked quarterback Cam Newton and defensive end Malik Jackson recovered in the endzone to record only the seventh fumble recovery for a touchdown in Super Bowl history.

After a Carolina touchdown and McManus' second field goal—which was set up by Jordan Norwood's Super Bowl-record 61-yard punt return—the Broncos entered halftime with a 13-7 lead.

The Broncos maintained their edge in the third quarter thanks to a missed Panthers field goal and a 30-yard kick from McManus. Safety T.J. Ward thwarted another Panthers' scoring opportunity by intercepting Newton at the Denver 10-yard line. Though Ward fumbled on the return, linebacker Danny Trevathan recovered to keep possession.

The Panthers opened the fourth quarter with a strip-sack of Manning, which they quickly turned into points on a 39-yarder from kicker Graham Gano to narrow the score to 16-10.

With less than five minutes on the clock, Miller strip-sacked Newton for the second time and Ward recovered to give Denver possession at the Panthers' 4-yard line.

Running back C.J. Anderson found the end zone four plays later on a 2-yard run, and Manning connected with receiver Bennie Fowler for the two-point conversion to clinch the Super Bowl 50 win.

Following the game, in a moment of tribute to Super Bowl XXXII and in celebration of Owner Pat Bowlen's third World Championship, Elway stood at midfield, lifted the Lombardi Trophy to the sky and shouted, "This one's for Pat!"

OFFICIALS:

Referee — Clele Blakeman (34); **Umpire** — Jeff Rice (44); **Head Linesman** — Wayne Mackie (106); **Line Judge** — Rusty Baynes (59); **Side Judge** — Scott Edwards (3); **Field Judge** — Boris Cheek(41); **Back Judge** — Keith Ferguson (61); **Replay** — Charles Stewart.

DENVER BRONCOS

OFFENSE

WR 88 D. Thomas
LT 68 R. Harris
LG 69 E. Mathis
C 61 M. Paradis
RG 65 L. Vasquez
RT 79 M. Schofield
TE 81 O. Daniels
WR 10 E. Sanders
RB 22 C. Anderson
QB 18 P. Manning
TE 80 V. Davis

DEFENSE

DE 95 D. Wolfe
NT 92 S. Williams
DE 97 M. Jackson
SLB 58 V. Miller
ILB 94 D. Ware
ILB 54 B. Marshall
ILB 59 D. Trevathan
LCB 21 A. Talib
RCB 25 C. Harris Jr.
SS 43 T. Ward
FS 26 D. Stewart

BRONCOS SUBSTITUTIONS: P 4 B.Colquitt, K 8 B.McManus, WR 11 J.Norwood, WR 12 A.Caldwell, WR 14 C.Latimer, WR 16 B.Fowler, S 20 J.Bush, RB 23 R.Hillman, CB 29 B.Roby, DB 33 S.Keo, CB 36 K.Webster, LS 46 A.Brewer, OLB 48 S.Barrett, ILB 51 T.Davis, ILB 52 C.Nelson, OLB 55 L.McCray, OLB 56 S.Ray, C/G 73 M.Garcia, T 76 T.Polumbus, TE 85 V.Green, DE 90 A.Smith, DE 96 V.Walker. **DID NOT PLAY:** QB 17 B.Osweller, C 53 J.Ferentz. **INACTIVE:** QB 13 T.Siemian, CB 37 L.Doss, CB 39 T.Nixon, RB 40 J.Thompson, C 67 S.Brenner, G 70 R.Myers Jr., NT 98 D.Kilgo.

CAROLINA PANTHERS

OFFENSE

OL 60 Da. Williams
LT 73 M. Oher
LG 68 A. Norwell
C 67 R. Kalil
RG 70 T. Turner
RT 74 M. Remmers
TE 88 G. Olsen
WR 17 D. Funchess
QB 1 C. Newton
TE 84 E. Dickson
RB 28 J. Stewart

DEFENSE

LDE 95 C. Johnson
LDT 98 S. Lotulelei
RODT 99 K. Short
RDE 69 J. Allen
SLB 54 S. Thompson
MLB 59 L. Kuechly
WLB 58 T. Davis
LCB 27 R. McClain
RBC 24 J. Norman
SS 41 R. Harper
FS 20 K. Coleman

PANTHERS SUBSTITUTIONS: P 8 B.Nortman, K 9 G.Gano, WR 10 C.Brown, QB 14 J.Webb, WR 19 T.Ginn, CB 21 T.Williams, CB 26 C.Finegan, S 33 T.Boston, FB 35 M.Tolbert, S 42 C.Jones, RB 43 F.Whittaker, LS 44 J.Jansen, LB 53 B.Jacobs, LB 55 D.Mayo, LB 56 A.Klein, G 61 F.Velasco, G 79 C.Scott, TE 80 S.Simonson, WR 82 J.Cotchery, DT 92 D.Edwards, DT 93 K.Love, DE 94 K.Ealy, DE 97 M.Addison. **DID NOT PLAY:** QB 3 D.Anderson. **INACTIVE:** WR 11 B.Bersin, DB 22 L.Young, S 29 D.Marlowe, RB 36 B.Wegher, RB 34 C.Artis-Payne, WR 81 K.Norwood, DE 91 R.Delaire.

		1	2	3	4	OT	TOTAL	FIELD GOALS (made () missed)
VISITOR	Carolina Panthers	0	7	0	3	0	10	G. Gano 44RU (39)
HOME	Denver Broncos	10	3	3	8	0	24	B. McManus (34) (33) (30)

Team	Qtr	Clock Time	PLAY DESCRIPTION (Extra Point) (Drive Info)	SCORE	
				Visitor	Home
BRONCOS	1	10:43	B. McManus 34 yd. Field Goal (10-64, 4:17)	0	3
BRONCOS	1	6:27	M. Jackson fumble recovery in end zone (B. McManus kick)	0	10
PANTHERS	2	11:25	J. Stewart 1 yd. run (G. Gano kick) (9-73, 4:50)	7	10
BRONCOS	2	6:58	B. McManus 33 yd. Field Goal (4--1, 2:13)	7	13
BRONCOS	3	8:18	B. McManus 30 yd. Field Goal (7-54, 2:30)	7	16
PANTHERS	4	10:21	G. Gano 39 yd. Field Goal (6-29, 2:56)	10	16
BRONCOS	4	3:08	C. Anderson 2 yd. run (P. Manning pass to B. Fowler) (3-4, 0:56)	10	24

FINAL INDIVIDUAL STATISTICS

Carolina Panthers										Denver Broncos									
RUSHING		ATT	YDS	AVG	LG	TD	RUSHING		ATT	YDS	AVG	LG	TD						
C. Newton		6	45	7.5	14	0	C. Anderson		23	90	3.9	34	1						
J. Stewart		12	29	2.4	12	1	R. Hillman		5	0	0.0	3	0						
F. Whitaker		4	26	6.5	15	0													
M. Tolbert		5	18	3.6	11	0													
TOTAL		27	118	4.4	15	1	TOTAL		28	90	3.2	34	1						
PASSING		ATT	CMP	YDS	TKD/ YD	TD	LG	IN	Rtg.	PASSING		ATT	CMP	YDS	TKD/ YD	TD	LG	IN	Rtg.
C. Newton		41	18	265	6/64	0	45	1	55.4	P. Manning		23	13	141	5/37	0	25	1	56.6
T. Ginn Jr.		0	0	0	1/4	0	—	0	0.0										
TOTAL		41	18	265	7/68	0	45	1	55.4	TOTAL		23	13	141	5/37	0	25	1	56.6
PASS RECEIVING		NO	YDS	AVG	LG	TD	PASS RECEIVING		NO	YDS	AVG	LG	TD						
C. Brown		4	80	20.0	42	0	E. Sanders		6	83	13.8	25	0						
T. Ginn Jr.		4	74	18.5	45	0	C. Anderson		4	10	2.5	7	0						
G. Olsen		4	41	10.3	19	0	A. Caldwell		1	22	22.0	22	0						
D. Funchess		2	40	20.0	24	0	O. Daniels		1	18	18.0	18	0						
J. Cotchery		2	17	8.5	11	0	D. Thomas		1	8	8.0	8	0						
F. Whitaker		1	14	14.0	8	0													
J. Stewart		1	-1	-1.0	-1	0													
TOTAL		18	265	14.7	45	0	TOTAL		13	141	10.8	25	0						
INTERCEPTIONS		NO	YDS	AVG	LG	TD	INTERCEPTIONS		NO	YDS	AVG	LG	TD						
K. Ealy		1	19	19.0	19	0	T. Ward		1	-3	-3.0	-3	0						
TOTAL		1	19	19.0	19	0	TOTAL		1	-3	-3.0	-3	0						
PUNTING		NO	YDS	AVG	NET	TB	IN20	LG	PUNTING		NO	YDS	AVG	NET	TB	IN20	LG		
B. Nortman		7	315	45.0	33.4	1	1	61	B. Colquitt		8	367	45.9	45.6	0	2	54		
TOTAL		7	315	45.0	33.4	1	1	61	TOTAL		8	367	45.9	45.6	0	2	54		
PUNT RETURNS		NO	YDS	AVG	FC	LG	TD	PUNT RETURNS		NO	YDS	AVG	FC	LG	TD				
T. Ginn Jr.		3	2	0.7	2	3	0	J. Norwood		1	61	61.0	3	61	0				
[OUT OF BOUNDS]		3	0	0.0	0	—	0	E. Sanders		0	0	0.0	1	—	0				
								[DOWNED]		1	0	0.0	0	—	0				
								[TOUCHBACK]		1	0	0.0	0	—	0				
RETURNS		3	2	0.7	2	3	0	RETURNS		1	61	61.0	4	61	0				
KICKOFF RETURNS		NO	YDS	AVG	FC	LG	TD	KICKOFF RETURNS		NO	YDS	AVG	FC	LG	TD				
J. Webb		1	24	24.0	0	24	0	A. Caldwell		2	42	21.0	0	24	0				
F. Whitaker		1	18	18.0	0	18	0	[TOUCHBACK]		1	0	0.0	0	—	0				
[TOUCHBACK]		4	0	0.0	0	—	0												
RETURNS		2	42	21.0	0	24	0	RETURNS		2	42	21.0	0	24	0				
Carolina Panthers										Denver Broncos									
FUMBLES		Fum	Lost	Rec.	Yds	TD	FF	Rec.	Yds	TD	Out	FF	Rec.	Yds	TD	Out			
M. Tolbert		2	1	0	0	0	1	0	0	0	0	0	0	0	0	0			
C. Newton		2	2	0	0	0	0	0	0	0	0	0	0	0	0	0			
K. Ealy		0	0	0	0	0	1	1	0	0	0	0	0	0	0	0			
C. Johnson		0	0	0	0	0	1	0	0	0	0	0	0	0	0	0			
TOTAL		4	3	1	0	0	3	1	0	0	0	0	4	3	5	1			

FINAL TEAM STATISTICS

	PANTHERS					BRONCOS					PANTHERS					BRONCOS				
TOTAL FIRST DOWNS	21					11					FGs - PATs Had Blocked					0-0				
By Rushing	8					4					Net Punting Average					33.4				
By Passing	10					5					TOTAL RETURN YARDAGE (Not Including Kickoffs)					21				
By Penalty	3					2					No. and Yards Punt Returns					3-2				
THIRD DOWN EFFICIENCY	3-15-20%					1-14-7%					No. and Yards Kickoff Returns					2-42				
FOURTH DOWN EFFICIENCY	0-0-0%					0-0-0%					No. and Yards Interception Returns					1-19				
TOTAL NET YARDS	315					194					PENALTIES Number and Yards					12-102				
Total Offensive Plays (inc. times thrown passing)	75					56					FUMBLES Number and Lost					4-3				
Average gain per offensive play	4.2					3.5					TOUCHDOWNS					1				
NET YARDS RUSHING	118					90					Rushing					1				
Total Rushing Plays	27					28					Passing					0				
Average gain per rushing play	4.4					3.2					Fumbles					0				
Tackles for a loss-number and yards	1-1					4-7					EXTRA POINTS Made-Attempts					1-1				
NET YARDS PASSING	197					104					Kicking Made-Attempts					1-1				
Yards thrown - yards lost attempting to pass	7-68					5-37					Passing Made-Attempts					0-0				
Gross yards passing	265					141					FIELD GOALS Made-Attempts					1-2				
PASS ATTEMPTS-COMPLETIONS-HAD INTERCEPTED	41-18-1					23-13-1					RED ZONE EFFICIENCY					1-2-50%				
Avg gain per pass play (inc.# thrown passing)	4.1					3.7					GOAL TO GO EFFICIENCY					1-1-100%				
KICKOFFS Number-In End Zone-Touchbacks	3-2-1					6-5-4					SAFETIES					0				
PUNTS Number and Average	7-45.0					8-45.9					FINAL SCORE					10				
Had Blocked	4					0					TIME OF POSSESSION					32:47				

BRONCOS DEFENSIVE STATISTICS

BRONCOS DEFENSIVE STATISTICS																		
(Press Box Totals)																		
PLAYER	UT	A	TT	S-YDS	I-YDS	PD	FF	FR	FR	PLAYER	UT	A	TT	S-YDS	I-YDS	PD	FF	FR
D. Trevathan	4	4	8	0-0	0-0	0	0	2	0	D. Stewart	3	0	3	1-8	0-0	2	1	0
T. Ward	4	3	7	0-0	1-3	1	0	1	0	S. Ray	2	0	2	0-0	0-0	0	1	0
V. Miller	5	1	6	2.5-27	0-0	1	2	0	0	B. Roby	2	0	2	0-0	0-0	3	0	0
C. Harris Jr.	5	0	5	1-4	0-0	0	0	0	0	J. Bush	2	0	2	0-0	0-0	0	0	0
M. Jackson	5	0	5	0-0	0-0	0	0	1	0	S. Williams	1	1	2	0-0	0-0	1	0	0
A. Talib	5	0	5	0-0	0-0	2	0	0	0	V. Walker	1	1	2	0-0	0-0	0	0	0
D. Ware	3	2	5	2-24	0-0	0	0	0	0	C. Nelson	1	0	1	0-0	0-0	0	0	0
D. Wolfe	3	2	5	0.5-5	0-0	0	0	0	0	TEAM TOTALS	48	17	65	7-68	1-3	10	4	4
B. Marshall	2	3	5	0-0	0-0	0	0	0	0									



Denver 20, New England 18

Sunday, Jan. 24, 2016 • 1:05 p.m. MST • Sports Authority Field at Mile High • Denver

WEATHER: Mostly Sunny, Gusts to 12 mph, 46°, Wind N 6 mph • **TIME:** 3:29 • **ATTENDANCE:** 77,112

2015 AFC Championship

In the 17th all-time meeting between quarterbacks Peyton Manning and Tom Brady, the Denver Broncos held off a late rally to defeat the New England Patriots 20-18 at Sports Authority Field at Mile High, earning their NFL record-tying eighth trip to the Super Bowl and seventh appearance under Owner Pat Bowlen.

Gary Kubiak became just the seventh head coach to reach the Super Bowl in his first year with a team, and Manning earned his fourth world championship berth, tying him for the third-most Super Bowl appearances by a quarterback.

On the Broncos' opening possession, Manning directed the offense 83 yards on 11 plays, finding tight end Owen Daniels as he crossed the goal line for a 21-yard touchdown.

Later in the first quarter, the Patriots capitalized on a Broncos fumble at the Denver 22-yard-line, scoring on a one-yard run two plays later. However, kicker Stephen Gostkowski's extra point attempt sailed wide right, allowing Denver to preserve its lead.

After a three-and-out, the Broncos pinned the Patriots deep in their own territory. On second-and-10 from the 13, Brady looked for tight end Rob Gronkowski, but Broncos linebacker Von Miller intercepted the route to give Manning and the offense possession at the New England 12-yard-line.

Manning found Daniels again, this time for a 12-yard touchdown in the corner of the end zone, to stretch the Denver lead to 14-6.

New England added a 46-yard field goal with 7:02 left in the first half and was looking to take the lead when Brady was intercepted again, this time by safety Darian Stewart at the Denver 36-yard-line.

Broncos kicker Brandon McManus converted a 52-yard field goal just before halftime, putting Denver up 17-9 at the break.

The third quarter proved to be a defensive battle between the teams as the only points came off the foot of Gostkowski on a 38-yard field goal. McManus added another field goal at the start of the fourth quarter (31 yards) to give Denver a 20-12 advantage with 10:02 remaining in the game.

In crunch time, the Patriots put together back-to-back drives into the red zone, but the Broncos' defense held up on fourth down both times to maintain its eight-point lead.

With less than two minutes remaining, Brady kept the Patriots alive on fourth-and-10 by hitting Gronkowski for a 40-yard completion to the Broncos' 10-yard line.

On fourth-and-4 from the Denver 4-yard-line, Brady finally connected with Gronkowski in the end zone for a touchdown with 0:12 remaining on the clock, but cornerback Bradley Roby intercepted Brady's two-point conversation attempt to help seal the victory and propel the Broncos to Super Bowl 50.

OFFICIALS:

Referee — Ed Hochuli (85); **Umpire** — Richard Hall (49); **Head Linesman** — Mark Hittner (28); **Line Judge** — Carl Johnson (101); **Side Judge** — Allen Baynes (56); **Field Judge** — Dyrrol Prioletau (109); **Back Judge** — Tony Staterore (112); **Replay** — Bob McGrath.

DENVER BRONCOS

OFFENSE		DEFENSE	
WR 88	D. Thomas	DE 95	D. Wolfe
LT 68	R. Harris	NT 92	S. Williams
LG 69	E. Mathis	DE 97	M. Jackson
C 61	M. Paradis	SLB 58	V. Miller
RG 65	L. Vasquez	WLB 94	D. Ware
RT 79	M. Schofield	ILB 54	B. Marshall
TE 81	O. Daniels	ILB 59	D. Trevathan
WR 10	E. Sanders	RCB 21	A. Talib
RB 23	R. Hillman	LGB 25	C. Harris Jr.
QB 18	P. Manning	SS 43	T. Ward
TE 85	V. Green	FS 26	D. Stewart

BRONCOS SUBSTITUTIONS: P 4 B.Colquitt, K 8 B.McManus, WR 11 J.Norwood, WR 12 A.Caldwell, WR 14 C.Latimer, WR 16 B.Fowler, S 20 J.Bush, RB 22 C.Anderson, CB 29 B.Roby, DB 33 S.Keo, CB 36 K.Webster, LS 46 A.Brewer, OLB 48 S.Barrett, ILB 51 T.Davis, ILB 52 C.Nelson, C 53 J.Ferentz, OLB 55 L.McCray, OLB 56 S.Ray, C/G 73 M.Garcia, T 76 T.Polumbus, TE 80 V.Davis, DE 90 A.Smith, DE 96 V.Walker. **DID NOT PLAY:** QB 17 B.Oswieiler. **INACTIVE:** QB 13 T.Siemian, CB 37 L.Doss, CB 39 T.Nixon, RB 40 J.Thompson, C 67 S.Brenner, G 70 R.Myers Jr., NT 98 D.Kilgo.

NEW ENGLAND PATRIOTS

OFFENSE		DEFENSE	
WR 80	D. Amendola	LE 50	R. Ninkovich
LT 76	S. Vollmer	DT 97	A. Branch
LG 67	J. Kline	DE 90	M. Brown
C 66	B. Stork	RE 95	C. Jones
RG 69	S. Mason	LB 91	J. Collins
RT 61	M. Cannon	LB 54	D. Hightower
TE 87	R. Gronkowski	RCB 26	L. Ryan
WR 11	J. Edelman	LCB 21	M. Butler
QB 12	T. Brady	S 23	P. Chung
RB 28	J. White	S 32	D. McCourty
TE 85	M. Williams	DB 30	D. Harmon

PATRIOTS SUBSTITUTIONS: K 3 S.Gostkowski, P 6 R.Allen, WR 18 M.Stater. WR 19 B.LaFell, DB 22 J.Coleman, DB 36 B.King, DB 37 J.Richards, RB 38 B.Bolden, RB 39 S.Jackson, DB 43 N.Ebner, LS 49 J.Cardona, OLB 52 D.Watson, LB 53 D.Fleming, LB 55 J.Freemy, C 60 D.Andrews, OL 71 C.Fleming, DL 72 A.Hicks, WR 82 K.Martin, TE 88 S.Chandler, DL 93 J.Sheard, DL 96 S.Sliga. **DID NOT PLAY:** QB 10 J.Garoppolo, DB 34 L.Johnson, LB 45 K.Snyder. **INACTIVE:** WR 14 C.Harper, DB 27 T.Wilson, LB 58 J.Bostic, G 63 T.Jackson, OL 68 L.Waddle, NT 70 I.Kitchen, DL 92 G.Grissom.

		1	2	3	4	OT	TOTAL	FIELD GOALS (made /) missed)	
VISITOR	New England Patriots	6	3	3	6	0	18	S. Gostkowski (46) (38)	
HOME	Denver Broncos	7	10	0	3	0	20	B. McManus (52) (31)	

Team	Qtr	Clock Time	PLAY DESCRIPTION (Extra Point) (Drive Info)	SCORE	
				Visitor	Home
BRONCOS	1	7:32	O. Daniels 21 yd. pass from P. Manning (B. McManus kick) (11-83, 5:30)	0	7
PATRIOTS	1	1:49	S. Jackson 1 yd. run (kick failed, wr) (2-22, 0:34)	6	7
BRONCOS	2	13:46	O. Daniels 12 yd. pass from P. Manning (B. McManus kick) (3-16, 0:49)	6	14
PATRIOTS	2	7:02	S. Gostkowski 46 yd. Field Goal (13-48, 6:44)	9	14
BRONCOS	2	0:33	B. McManus 52 yd. Field Goal (6-23, 1:13)	9	17
PATRIOTS	3	10:26	S. Gostkowski 38 yd. Field Goal (8-47, 2:49)	12	17
BRONCOS	4	10:02	B. McManus 31 yd. Field Goal (10-48, 4:58)	12	20
PATRIOTS	4	0:12	R. Gronkowski 4 yd. pass from T. Brady (pass failed) (8-50, 1:40)	18	20

FINAL INDIVIDUAL STATISTICS

New England Patriots										Denver Broncos																			
RUSHING																													
	ATT	YDS	AVG	LG	TD		ATT	YDS	AVG	LG	TD		ATT	YDS	AVG	LG	TD		ATT	YDS	AVG	LG	TD						
T. Brady	3	13	4.3	11	0	C. Anderson	16	72	4.5	30	0	R. Hillman	11	16	1.5	7	0	P. Manning	3	11	3.7	12	0						
B. Bolden	5	12	2.4	4	0																								
J. White	5	11	2.2	8	0																								
S. Jackson	4	8	2.0	5	1																								
TOTAL	17	44	2.6	11	1	TOTAL	30	99	3.3	30	1																		
PASSING																													
	ATT	CMP	YDS	TKD/YD	TD	LG	IN	Rtg.		ATT	CMP	YDS	TKD/YD	TD	LG	IN	Rtg.		ATT	CMP	YDS	TKD/YD	TD	LG	IN	Rtg.			
T. Brady	56	27	310	4/18	1	40	2	56.4	P. Manning	32	17	176	3/31	2	34	0	90.1												
TOTAL	56	27	310	4/18	1	40	2	56.4	TOTAL	32	17	176	3/31	2	34	0	90.1												
PASS RECEIVING																													
	NO	YDS	AVG	LG	TD		NO	YDS	AVG	LG	TD		NO	YDS	AVG	LG	TD		NO	YDS	AVG	LG	TD						
R. Gronkowski	8	144	18.0	40	1	E. Sanders	5	62	12.4	34	0	C. Anderson	3	18	6.0	8	0	O. Daniels	2	33	16.5	21	0						
J. Edelman	7	53	7.6	19	0	J. Norwood	2	16	8.0	13	0	D. Thomas	2	12	6.0	7	0	A. Caldwell	1	15	15.0	15	0						
J. White	5	45	9.0	15	0	C. Latimer	1	13	13.0	13	0	R. Hillman	1	7	7.0	7	0												
D. Amendola	5	39	7.8	10	0																								
B. Bolden	2	29	14.5	20	0																								
TOTAL	27	310	11.5	40	1	TOTAL	17	176	10.4	34	2																		
INTERCEPTIONS																													
	NO	YDS	AVG	LG	TD		NO	YDS	AVG	LG	TD		NO	YDS	AVG	LG	TD		NO	YDS	AVG	LG	TD						
	0	0	0.0	—	0	D. Stewart	1	8	8.0	8	0	V. Miller	1	4	4.0	4	0												
TOTAL	0	0	0.0	—	0	TOTAL	2	12	6.0	8	0																		
PUNTING																													
	NO	YDS	AVG	NET	TB	IN20	LG		NO	YDS	AVG	NET	TB	IN20	LG		NO	YDS	AVG	NET	TB	IN20	LG						
R. Allen	6	281	46.8	43.3	0	1	55	B. Colquitt	9	423	47.0	41.7	0	4	54														
TOTAL	6	281	46.8	43.3	0	1	55	TOTAL	9	423	47.0	41.7	0	4	54														
PUNT RETURNS																													
	NO	YDS	AVG	FC	LG	TD		NO	YDS	AVG	FC	LG	TD		NO	YDS	AVG	FC	LG	TD									
D. Amendola	3	32	10.7	3	28	0	J. Norwood	3	21	7.0	1	16	0	[DOWNED]	1	0	0.0	—	—	—									
J. Edelman	1	16	16.0	0	16	0	[OUT OF BOUNDS]	1	0	0.0	0	—	0																
[DOWNED]	1	0	0.0	0	—	0																							
[OUT OF BOUNDS]	3	0	0.0	0	—	0																							
RETURNS	4	48	12.0	3	28	0	RETURNS	3	21	7.0	1	16	0																
KICKOFF RETURNS																													
	NO	YDS	AVG	FC	LG	TD		NO	YDS	AVG	FC	LG	TD		NO	YDS	AVG	FC	LG	TD									
K. Martin	1	19	19.0	0	19	0	S. Keo	1	3	3.0	0	3	0	[TOUCHBACK]	4	0	0.0	0	—	0									
[TOUCHBACK]	4	0	0.0	0	—	0	RETURNS	1	3	3.0	0	3	0																
RETURNS	4	19	19.0	0	19	0																							
New England Patriots Own Opp. Out																													
	Fum	Lost	Rec.	Yds	TD	FF	Rec.	Yds	TD	Bnds		Fum	Lost	Rec.	Yds	TD	FF	Rec.	Yds	TD	Bnds								
J. White	1	0	1	0	0	0	0	0	0	0	P. Manning	1	1	0	-6	0	0	1	0	0	0	0							
J. Freeny	0	0	0	0	0	1	0	0	0	0	B. Marshall	0	0	0	0	0	1	0	0	0	0	0							
TOTAL	1	0	1	0	0	0	1	0	0	0	TOTAL	1	1	0	-6	0	1	0	0	0	0	0							

FINAL TEAM STATISTICS

	PATRIOTS	BRONCOS	PATRIOTS	BRONCOS
TOTAL FIRST DOWNS	20	12	FGs - PATs Had Blocked	0-0
By Rushing	3	2	Net Punting Average	43.3
By Passing	13	9	TOTAL RETURN YARDAGE (Not Including Kickoffs)	48
By Penalty	4	1	No. and Yards Punt Returns	4-48
THIRD DOWN EFFICIENCY	2-15-13%	6-17-35%	No. and Yards Kickoff Returns	1-19
FOURTH DOWN EFFICIENCY	2-4-50%	0-0-0%	No. and Yards Interception Returns	0-0
TOTAL NET YARDS	336	244	PENALTIES Number and Yards	7-53
Total Offensive Plays (inc. times thrown passing)	77	65	FUMBLES Number and Lost	1-0
Average gain per offensive play	4.4	3.8	TOUCHDOWNS	2
NET YARDS RUSHING	44	99	Rushing	1
Total Rushing Plays	17	30	Passing	1
Average gain per rushing play	2.6	3.3	EXTRA POINTS Made-Attempts	0-2
Tackles for a loss-number and yards	1-1	5-8	Kicking Made-Attempts	0-1
NET YARDS PASSING	292	145	Passing Made-Attempts	0-1
Times thrown - yards lost attempting to pass	4-18	3-31	FIELD GOALS Made-Attempts	2-2
Gross yards passing	310	176	RED ZONE EFFICIENCY	2-4-50%
PASS ATTEMPTS-COMPLETIONS-HAD INTERCEPTED	56-27-2	32-17-0	GOAL TO GO EFFICIENCY	2-2-100%
Avg gain per pass play (inc.# thrown passing)	4.9	4.1	SAFETIES	0
KICKOFFS Number-In End Zone-Touchbacks	5-4-4	5-4-4	FINAL SCORE	18
PUNTS Number and Average	6-46.8	9-47.0	TIME OF POSSESSION	30:12
Had Blocked	0	0		29:48

BRONCOS DEFENSIVE STATISTICS

(Press Box Totals)																	
PLAYER	UT	A	TT	S-YDS	I-YDS	PD	FF	FR	PLAYER	UT	A	TT	S-YDS	I-YDS	PD	FF	FR
D. Wolfe	6	0	6	1-2	0-0	1	0	0	D. Stewart	1	2	3	0-0	1-8	1	0	0
C. Harris Jr.	4	2	6	0-0	0-0	1	0	0	M. Jackson	2	0	2	0-0	0-0	0	0	0
T. Ward	1	5	6	0-0	0-0	0	0	0	K. Webster	2	0	2	0-0	0-0	1	0	0
V. Miller	4	1	5	2.5-13	1-4	1	0	0	D. Ware	0	2	2	0.5-3	0-0	0	0	0
A. Talib	4	1	5	0-0	0-0	2	0	0	V. Walker	1	0	1	0-0	0-0	0	0	0
B. Marshall	4	1	5	0-0	0-0	1	1	0	S. Barrett	0	1	1	0-0	0-0	0	0	0
D. Trevathan	4	1	5	0-0	0-0	1	0	0	A. Smith	0	1	1	0-0	0-0	0	0	0
J. Bush	0	5	5	0-0	0-0	1	0	0	TEAM TOTALS	36	22	58	4-18	2-12	10	1	0
S. Keo	3	0	3	0-0	0-0	0	0	0									



Denver 23, Pittsburgh 18

Sunday, Jan. 17, 2016 • 2:40 p.m. MST • Sports Authority Field at Mile High • Denver

WEATHER: Sunny, Gusts to 16 mph, 43°, Wind NW 9 mph • **TIME:** 3:09 • **ATTENDANCE:** 76,956

2015 AFC Divisional Playoff Game

In front of a boisterous sellout crowd at Sports Authority Field at Mile High, the No. 1 seeded Denver Broncos clinched their 10th AFC Championship berth—and second in three years—with a 23-16 thriller over the No. 6 seeded Pittsburgh Steelers.

With the win, Gary Kubiak became just the third Broncos head coach to win his postseason debut with the franchise, and owner Pat Bowlen earned his ninth trip to a conference title game, tying him for the fourth-most appearances by a pro football owner.

Kicker Brandon McManus' team-record five field goals and a fourth-quarter defensive takeaway to set up a go-ahead touchdown drive propelled Denver to its 13th overall win of the season.

Denver's offense stalled in the first half, in part due to strong winds across the field and several dropped passes. The Broncos instead relied on the foot of McManus, who connected on field goals from 28, 41 and 51 yards, respectively.

The Steelers, however, used a string of explosive offensive plays to set up a 1-yard touchdown run by running back Fitzgerald Toussaint. They later added a field goal of their own to hold a 10-6 advantage with 10:19 remaining in the second.

McManus' third field goal, a 51-yarder that came in the waning seconds before halftime narrowed the score to 10-9 at the break.

Both McManus and Steelers kicker Chris Boswell each added another field goal in the third, making it a one-point game, 13-12, going into the final quarter.

As Pittsburgh was driving into Broncos territory looking to extend its lead with 10 minutes to play, Denver cornerback Bradley Roby punched the ball out of Toussaint's arms, and linebacker DeMarcus Ware recovered the loose ball at the Denver 35-yard-line. The game's lone turnover would prove to be significant.

The Broncos used the much-needed momentum swing to their advantage, methodically driving downfield with the running back duo of C.J. Anderson and Ronnie Hillman, as well as a big pass up the middle from quarterback Peyton Manning to receiver Bennie Fowler for a 31-yard gain.

Anderson's 1-yard touchdown plunge gave Denver back its lead, and Manning connected with receiver Demaryius Thomas on the two-point conversation to make it a 20-13 game with 3:04 to play.

Denver's defense forced a Pittsburgh turnover on downs when Ware sacked Steelers quarterback Ben Roethlisberger on fourth down. McManus proceeded to connect on his fifth field goal—a 45-yarder—to give Denver a 23-13 lead with 54 seconds left.

Although the Steelers hit a 47-yard field goal with :19 remaining, their inside kick attempt was recovered by Anderson to seal Denver's trip to the conference title game.

OFFICIALS:

Referee — Terry McAulay (77); **Umpire** — Bryan Neale (92); **Head Linesman** — Wayne Mackie (106); **Line Judge** — Tim Podraza (47); **Side Judge** — Scott Edwards (3); **Field Judge** — Rick Patterson (15); **Back Judge** — Dino Paganelli (105); **Replay** — Earnie Franz.

DENVER BRONCOS

OFFENSE		DEFENSE	
WR 88	D. Thomas	DE 95	D. Wolfe
LT 68	R. Harris	NT 92	S. Williams
LG 69	E. Mathis	DE 97	M. Jackson
C 61	M. Paradis	SLB 58	V. Miller
RG 65	L. Vasquez	WLB 94	D. Ware
RT 79	M. Schofield	ILB 54	B. Marshall
TE 81	O. Daniels	ILB 59	D. Trevathan
WR 10	E. Sanders	LCB 21	A. Talib
RB 23	R. Hillman	RCB 25	C. Harris Jr.
QB 18	P. Manning	SS 43	T. Ward
WR 11	J. Norwood	FS 26	D. Stewart

BRONCOS SUBSTITUTIONS: P 4 B.Colquitt, K 8 B.McManus, WR 12 A.Caldwell, WR 14 C.Latimer, WR 16 B.Fowler, S 20 J.Bush, RB 22 C.Anderson, CB 29 B.Roby, S 31 O.Bolden, CB 36 K.Westler, LS 46 A.Brewer, OLB 48 S.Barrett, ILB 51 T.Davis, ILB 52 C.Nelson, OLB 55 L.McCray, OLB 56 S.Ray, C/G 73 M.Garcia, T 76 T.Polumbus, TE 80 V.Davis, TE 85 V.Green, DE 90 A.Smith, DE 96 V.Walker. **DID NOT PLAY:** QB 17 B.Oswieiler, C 53 J.Ferentz. **INACTIVE:** QB 13 T.Siemian, DB 33 S.Keo, CB 37 L.Doss, RB 40 J.Thompson, C 67 S.Brenner, G 70 R.Myers, NT 98 D.Kilgo.

PITTSBURGH STEELERS

OFFENSE		DEFENSE	
WR 10	M. Bryant	LDE 97	C. Heyward
LT 78	A. Villanueva	RCB 25	B. Boykin
LG 73	R. Foster	RDE 91	S. Tuitt
C 72	C. Wallace	LOLB 48	B. Dupree
RG 66	D. DeCastro	LILB 50	R. Shazier
RT 77	M. Gilbert	RILB 94	L. Timmons
TE 83	H. Miller	ROLB 95	J. Jones
TE 89	M. Spaeth	LCB 22	W. Gay
RB 33	F. Toussaint	FS 23	M. Mitchell
QB 7	B. Roethlisberger	SS 20	W. Allen
WR 11	M. Wheaton	RCB 41	A. Blake

STEELERS SUBSTITUTIONS: P 4 J.Berry, K 9 C.Boswell, WR 14 S.Coates, S 21 R.Golden, S 29 S.Thomas, RB 30 J.Todman, CB 31 R.Cockrell, S 35 R.Ventrone, LB 51 S.Spence, LB 54 L.Fort, LB 55 A.Moats, LB 56 A.Chickillo, LB 57 T.Garvin, LS 60 G.Warren, DT 62 D.McCullers, C/G 64 D.Legursky, C/G 74 C.Hubbard, TE 81 J.James, WR 88 D.Heyward-Bey, DT 90 S.McLendon, LB 92 J.Harrison, DE 93 C.Thomas, LB 98 V.Williams. **DID NOT PLAY:** QB 3 L.Jones. **INACTIVE:** QB 2 M.Vick, CB 24 D.Grant, RB 34 D.Williams, FB 46 W.Johnson, OT 79 W.Stingily, WR 84 A.Brown, DE 96 L.Walton.

		1	2	3	4	OT	TOTAL	FIELD GOALS (made () missed)			
VISITOR	Pittsburgh Steelers	7	3	3	3	0	16	C. Boswell	(43)	(28)	(47)
HOME	Denver Broncos	6	3	3	11	0	23	B. McManus	(28)	(41)	(51)

Team	Qtr	Clock Time	PLAY DESCRIPTION (Extra Point) (Drive Info)	SCORE	
				Visitor	Home
BRONCOS	1	11:21	B. McManus 28 yd. Field Goal (5-20, 1:57)	0	3
BRONCOS	1	3:40	B. McManus 41 yd. Field Goal (4-8, 1:26)	0	6
STEELERS	1	1:22	F. Toussaint 1 yd. run (C. Boswell kick) (5-80, 2:18)	7	6
STEELERS	2	10:19	C. Boswell 43 yd. Field Goal (7-60, 3:53)	10	6
BRONCOS	2	0:00	B. McManus 51 yd. Field Goal (11-62, 3:14)	10	9
STEELERS	3	9:32	C. Boswell 28 yd. Field Goal (8-69, 2:19)	13	9
BRONCOS	3	2:45	B. McManus 41 yd. Field Goal (7-30, 3:08)	13	12
BRONCOS	4	3:00	C. Anderson 1 yd. run (P. Manning-D. Thomas pass) (13-65, 6:52)	13	20
BRONCOS	4	0:53	B. McManus 45 yd. Field Goal (4-3, 0:56)	13	23
STEELERS	4	0:19	C. Boswell 47 yd. Field Goal (4-51, 0:34)	16	23

FINAL INDIVIDUAL STATISTICS

Pittsburgh Steelers											Denver Broncos																
RUSHING	ATT	YDS	AVG	LG	TD						RUSHING	ATT	YDS	AVG	LG	TD											
M. Bryant	2	40	20.0	40	0						C. Anderson	15	72	4.8	34	1											
F. Toussaint	12	39	3.3	15	1						R. Hillman	16	38	2.4	9	0											
J. Todman	5	6	1.2	5	0						P. Manning	2	-1	-0.5	0	0											
TOTAL	19	85	4.5	40	1						TOTAL	33	109	3.3	34	1											
PASSING											PASSING																
	ATT	CMP	YDS	TKD/	YD	TD	LG	IN	Rtg.			ATT	CMP	YDS	TKD/	YD	TD	LG	IN	Rtg.							
B. Roethlisberger	37	24	339	3/28	0	58	0	94.3			P. Manning	37	21	222	1/7	0	34	0	74.4								
TOTAL	37	24	339	3/28	0	58	0	94.3			TOTAL	37	21	222	1/7	0	34	0	74.4								
PASS RECEIVING											PASS RECEIVING																
	NO	YDS	AVG	LG	TD							NO	YDS	AVG	LG	TD											
M. Bryant	9	154	17.1	52	0						E. Sanders	5	85	17.0	34	0											
M. Wheaton	5	30	6.0	13	0						D. Thomas	4	40	10.0	15	0											
F. Toussaint	3	2	0.7	2	0						B. Fowler	2	35	17.5	31	0											
D. Heyward-Bey	2	64	6.0	58	0						C. Latimer	2	18	9.0	12	0											
S. Coates	2	61	30.5	37	0						V. Green	2	14	7.0	11	0											
J. James	1	22	22.0	22	0						C. Anderson	2	11	5.5	7	0											
H. Miller	1	5	5.0	5	0						O. Daniels	2	10	5.0	6	0											
M. Spaeth	1	1	1.0	1	0						J. Norwood	1	10	10.0	10	0											
TOTAL	24	339	14.1	58	0						TOTAL	21	222	10.6	34	0											
INTERCEPTIONS											INTERCEPTIONS																
	NO	YDS	AVG	LG	TD							NO	YDS	AVG	LG	TD											
TOTAL	0	0.0	0.0	—	0						TOTAL	0	0.0	0.0	—	0											
PUNTING											PUNTING																
	NO	YDS	AVG	NET	TB	IN20	LG					NO	YDS	AVG	NET	TB	IN20	LG									
J. Berry	6	238	39.7	29.3	1	1	52				B. Colquitt	6	282	47.0	40.3	1	3	57									
TOTAL	6	238	39.7	29.3	1	1	52				TOTAL	6	282	47.0	40.3	1	3	57									
PUNT RETURNS											PUNT RETURNS																
	NO	YDS	AVG	FC	LG	TD						NO	YDS	AVG	FC	LG	TD										
M. Wheaton	4	20	5.0	0	12	0					O. Bolden	1	42	42.0	0	42	0										
[DOWNED]	1	0	0.0	0	—	0					J. Norwood	0	0	0.0	1	—	0										
[TOUCHBACK]	1	0	0.0	0	—	0					[OUT OF BOUNDS]	3	0	0.0	0	—	0										
RETURNS	4	20	5.0	0	12	0					RETURNS	1	42	42.0	1	42	0										
KICKOFF RETURNS											KICKOFF RETURNS																
	NO	YDS	AVG	FC	LG	TD						NO	YDS	AVG	FC	LG	TD										
[TOUCHBACK]	6	0	0.0	0	—	0					[TOUCHBACK]	0	0	0.0	0	—	0										
RETURNS	6	0	0.0	0	—	0					RETURNS	0	0	0.0	0	—	0										
Pittsburgh Steelers											Denver Broncos																
	Own	Opp.			Out							Own	Opp.			Out											
FUMBLES	Fum	Lost	Rec.	Yds	TD	FF	Rec.	Yds	TD	Bnds						FUMBLES	Fum	Lost	Rec.	Yds	TD	FF	Rec.	Yds	TD	Bnds	
F. Toussaint	1	1	0	0	0	0	0	0	0	0						P. Manning	1	0	1	-1	0	0	0	0	0	0	0
M. Wheaton	1	0	0	0	0	0	0	0	0	1						B. Roby	0	0	0	0	0	1	0	0	0	0	0
TOTAL	2	1	0	0	0	0	0	0	0	1						TOTAL	1	0	1	-1	0	1	1	0	0	0	

FINAL TEAM STATISTICS

STEELERS										BRONCOS										STEELERS										BRONCOS									
TOTAL FIRST DOWNS										16	19	FGs - PATs Had Blocked										0-0	0-0																
By Rushing										4	6	Net Punting Average										29.3	40.3																
By Passing										10	12	TOTAL RETURN YARDAGE (Not Including Kickoffs)										20	42																
By Penalty										2	1	No. and Yards Punt Returns										4-20	1-42																
THIRD DOWN EFFICIENCY										2-12-17%	3-15-20%	No. and Yards Kickoff Returns										0-0	0-0																
FOURTH DOWN EFFICIENCY										0-2-0%	0-1-0%	No. and Yards Interception Returns										0-0	0-0																
TOTAL NET YARDS										396	324	PENALTIES Number and Yards										5-38	4-49																
Total Offensive Plays (inc. times thrown passing)										59	71	FUMBLES Number and Lost										2-1	1-0																
Average gain per offensive play										6.7	4.6	TOUCHDOWNS										1	1																
NET YARDS RUSHING										85	109	Rushing										1	1																
Total Rushing Plays										19	33	Passing										0	0																
Average gain per rushing play										4.5	3.3	EXTRA POINTS Made-Attempts										1-1	1-1																
Tackles for a loss-number and yards										3-7	5-8	Kicking Made-Attempts										1-1	0-0																
NET YARDS PASSING										311	215	Passing Made-Attempts										0-0	1-1																
Times thrown - yards lost attempting to pass										3-28	1-7	FIELD GOALS Made-Attempts										3-3	5-5																
Gross yards passing										339	222	RED ZONE EFFICIENCY										1-3-33%	1-2-50%																
PASS ATTEMPTS-COMPLETIONS-HAD INTERCEPTED										37-24-0	37-21-0	GOAL TO GO EFFICIENCY										1-1-100%	1-1-100%																
Average gain per pass play (inc.# thrown passing)										7.8	5.7	SAFETIES										0	0																
KICKOFFS Number-In End Zone-Touchbacks										5-4-4	6-6-6	FINAL SCORE										16	23																
PUNTS Number and Average										6-39.7	6-47.0	TIME OF POSSESSION										28:27	31:33																
Had Blocked										0	0																												

BRONCOS DEFENSIVE STATISTICS

(Press Box Totals)

PLAYER	UT	A	TT	S-YDS	I-YDS	PD	FF	FR	PLAYER	UT	A	TT	S-YDS	I-YDS	PD	FF	FR
D. Trevathan	8	1	9	0-0	0-0	0	0	0	D. Ware	2	1	3	1-13	0-0	0	0	1
A. Talib	4	0	4	0-0	0-0	2	0	0	A. Smith	2	0	2	1-7	0-0	0	0	0
C. Harris Jr.	4	0	4	0-0	0-0	1	0	0	V. Miller	2	0	2	0-0	0-0	0	0	0
T. Ward	4	0	4	0-0	0-0	0	0	0	M. Jackson	1	1	2	0-0	0-0	0	0	0
B. Marshall	3	1	4	0-0	0-0	1	0	0	V. Walker	1	1	2	0-0	0-0	0	0	0
D. Stewart	3	1	4	0-0	0-0	0	0	0	S. Barrett	0	1	1	0-0	0-0	0	0	0
D. Wolfe	1	3	4	1-8	0-0	0	0	0	J. Bush	0	0	0	0-0	0-0	1	0	0
B. Roby	3	0	3	0-0	0-0	0	1	0	TEAM TOTALS	38	10	48	3-28	0-0	5	1	1



Indianapolis 24, Denver 13

Sunday, Jan. 11, 2015 • 2:40 p.m. MST • Sports Authority Field at Mile High • Denver

WEATHER: Cloudy, 40°, Wind N 7 mph • **TIME:** 3:08 • **ATTENDANCE:** 76,867

2014 AFC Divisional Playoff Game

The Denver Broncos' 2014 campaign ended with a 24-13 loss to the Indianapolis Colts in an AFC Divisional Playoff Game in front of 76,867 fans at Sports Authority Field at Mile High in Denver.

The Broncos jumped out to an early 7-0 lead when quarterback Peyton Manning hit wide receiver Demaryius Thomas on a one-yard touchdown pass. The score was set up by a 32-yard completion from Manning to tight end Julius Thomas, who was pushed out of bounds at the one-yard line.

The Colts tied the game 7-7 when running back Daniel Herron took a third-and-1 carry from the 6-yard line into the end zone.

On the ensuing possession, Denver drove to midfield before Indianapolis linebacker Jonathan Newsome sacked Manning, who fumbled as he was attempting to pass. Linebacker Jerrell Freeman recovered, and Indianapolis took over at the Denver 41-yard line.

From there, Colts quarterback Andrew Luck completed three consecutive passes, including a 22-yard pass to wide receiver Donte Moncrief to move the Colts inside the red zone. After a defensive holding penalty on third down gave Indianapolis a new set of downs at the Denver 3-yard line, Luck found tight end Dwayne Allen for a three-yard touchdown toss to claim a 14-7 advantage.

Late in the first half, rookie cornerback Bradley Roby intercepted Luck's pass to give Denver the ball at its own 49-yard line. Manning and wide receiver Emmanuel Sanders connected on a 17-yard pass to help set up a 45-yard field goal from kicker Connor Barth, who cut Indianapolis' lead to 14-10 before the half.

After Denver opened the second half with a three-and-out, the Colts conducted an 11-play, 72-yard drive that ended when Luck threw a 15-yard touchdown pass to wide receiver Hakeem Nicks to give Indianapolis a 21-10 lead.

Broncos safety Rahim Moore posted Denver's second interception of the day late in the third quarter, allowing Denver to pull within eight points after a 14-play, 53-yard scoring drive capped by a Barth field goal.

Indianapolis answered with a 30-yard field goal off the foot of kicker Adam Vinatieri with 4:06 remaining to extend its lead to multiple possessions once again.

Denver's chances to cut into Indianapolis' lead dwindled after a completion from Manning to Anderson on fourth-and-8 with three minutes remaining went for only seven yards. The Broncos challenged the spot of the ball, but the ruling was upheld.

Indianapolis took a minute off the clock and forced Denver to take its remaining two timeouts to effectively seal the game.

OFFICIALS:

Referee — Bill Leavy (127); **Umpire** — Ruben Fowler (71); **Head Linesman** — Jim Mello (48); **Line Judge** — Julian Mapp (10); **Side Judge** — James Coleman (95); **Field Judge** — Steve Zimmer (33); **Back Judge** — Steve Freeman (133); **Replay** — Larry Memmers.

DENVER BRONCOS

OFFENSE		DEFENSE	
WR 88 D. Thomas	LDE 95 D. Wolfe	TE 75 C. Clark	DT 97 M. Jackson
LT 78 R. Clady	NT 98 T. Knighton	LG 74 O. Franklin	RDE 94 D. Ware
C 64 W. Montgomery	SLB 58 V. Miller	RG 66 M. Ramirez	MLB 53 S. Johnson
RT 65 L. Vasquez	WLB 54 B. Marshall	TE 85 V. Green	LCB 21 A. Talib
WR 10 E. Sanders	RCB 25 C. Harris Jr.	QB 18 P. Manning	SS 43 T. Ward
RB 22 C. Anderson	FS 26 R. Moore		

BRONCOS SUBSTITUTIONS: K 1 C.Barth, P 4 B.Colquitt, K 8 B.McManus, WR 12 A.Caldwell, S 20 J.Bush, RB 23 R.Hillman, RB 27 J.Stewart, CB 29 B.Roby, S 30 D.Brunton, CB 31 O.Bolden, CB 36 K.Webster, LS 46 A.Brewer, LB 51 T.Davis, LB 52 C.Nelson, LB 55 L.McCray, LB 57 L.Barrrow, G 63 B.Garland, DT 76 M.Austin, TE 80 J.Thomas, WR 83 W.Welker, TE 84 J.Tamme, DT 92 S.Williams. **DID NOT PLAY:** QB 17 B.Osweiler, LB 50 S.Barrett, **INACTIVE:** WR 14 C.Latimer, CB 32 T.Carter, RB 40 J.Thompson, T 71 P.Cornick, T 79 M.Schofield, TE 86 D.Jones, DT 96 M.Unrein.

INDIANAPOLIS COLTS

OFFENSE		DEFENSE	
WR 87 R. Wayne	DE 90 C. Redding	LT 74 A. Castonzo	NT 96 J. Chapman
LG 75 J. Mewhort	DT 97 A. Jones	C 62 K. Holmes	SLB 93 E. Walden
RG 60 L. Louis	MIKE 52 D. Jackson	RT 76 J. Reitz	WILL 50 J. Freeman
WR 10 D. Moncrief	RUSH 92 B. Werner	WR 13 T. Hilton	LCB 28 G. Toler
QB 12 A. Luck	SS 29 M. Adams	TE 80 C. Fleener	FS 30 L. Landry
RB 36 D. Herron	RCB 21 V. Davis		

COLTS SUBSTITUTIONS: P 1 P.McAfee, K 4 A.Vinatieri, WR 14 H.Nicks, RS 16 J.Cribbs, CB 20 D.Butler, RB 23 M.Hill, CB 27 J.Gordy, S 31 D.McDonald, S 32 C.Anderson, RB 37 Z.Tipton, S 38 S.Brown, LS 45 M.Overton, ILB 54 A.Jackson, OLB 55 S.Phillips, ILB 57 J.McNary, OLB 58 A.Studebaker, C 63 A.Shipley, G 65 D.Arkin, TE 83 D.Allen, TE 84 J.Doyle, OLB 91 J.Newsome, DT 95 M.Hughes, DT 99 R.Jean Francois. **DID NOT PLAY:** QB 8 M.Hasselbeck. **INACTIVE:** CB 25 J.Brown, RB 34 T.Richardson, CB 40 S.Price, ILB 51 H.Muamba, T 71 X.Nixon, C 72 J.Harrison, NT 94 Z.Kerr.

		1	2	3	4	OT	TOTAL	FIELD GOALS (made () & missed)	
VISITOR	Indianapolis Colts	0	14	7	3	0	24	A. Vinatieri	44WR (30)
HOME	Denver Broncos	7	3	0	3	0	13	C. Barth	(45) (41)

Team	Qtr	Clock Time	PLAY DESCRIPTION (Extra Point) (Drive Info)	SCORE	
				Visitor	Home
BRONCOS	1	10:00	D. Thomas 1 yd. pass from P. Manning (C. Barth kick) (7-68, 3:37)	0	7
COLTS	2	14:14	D. Herron 6 yd. run (A. Vinatieri kick) (9-73, 5:05)	7	7
COLTS	2	7:23	D. Allen 3 yd. pass from A. Luck (A. Vinatieri kick) (8-41, 3:41)	14	7
BRONCOS	2	0:02	C. Barth 45 yd. Field Goal (7-25, 1:26)	14	10
COLTS	3	8:21	H. Nicks 15 yd. pass from A. Luck (A. Vinatieri kick) (11-72, 5:16)	21	10
BRONCOS	4	13:50	C. Barth 41 yd. Field Goal (14-53, 6:23)	21	13
COLTS	4	4:06	A. Vinatieri 30 yd. Field Goal (13-54, 8:14)	24	13



Seattle 43, Denver 8

Sunday, Feb. 2, 2014 • 6:32 p.m. EST • MetLife Stadium • East Rutherford, N.J.

WEATHER: Partly Cloudy, 49°. Wind WNW 4 mph • TIME: 3:23 • ATTENDANCE: 82,529

Super Bowl XLVIII



The Seattle Seahawks won their first World Championship with a 43-8 victory over the Denver Broncos in Super Bowl XLVIII in front of 82,529 fans at MetLife Stadium in East Rutherford, N.J.

Seattle produced one of the strongest all-around team performances in Super Bowl history, recording a touchdown in each phase of the game (offense, defense and special teams).

The Broncos started with the ball but a miscommunication on the first play of the game resulted in a botched snap and a safety for the Seahawks just 12 seconds into the contest.

Seattle fed off the early momentum and scored on each of its first three offensive possessions to jump out to a 15-0 lead early in the second quarter.

Defense also was key for the Seahawks in the first two frames as Seattle forced three turnovers, one punt and a turnover on downs on the Broncos' first five offensive series.

Seattle's first half dominance was capped by linebacker and Super Bowl MVP Malcolm Smith (9 TKLS., 1 INT, 1 PD, 1 FR), who intercepted quarterback Peyton Manning and returned the ball 69 yards for a touchdown to give the Seahawks a 22-0 lead entering halftime.

Any chance of a Denver comeback was quelled when Seattle wide receiver Percy Harvin took the opening second half kickoff 87 yards for a touchdown and an insurmountable 29-0 lead.

Denver and Seattle traded punts on the next two series before Seahawks cornerback Byron Maxwell forced Seattle's fourth turnover of the game—a fumble by wide receiver Demaryius Thomas.

Six plays later, quarterback Russell Wilson (18-of-25 passing for 206 yds., 2 TD, 0 INT) completed a 23-yard touchdown pass to wide receiver Jermaine Kearse to extend Seattle's advantage to 36-0.

The Broncos would record their first scoring drive of the game in the fourth quarter as Manning (34-of-49 passing for 280 yds., 1 TD, 2 INTs) completed 6-of-6 passes for 70 yards and a 14-yard touchdown pass to Thomas (13 rec. for 118 yds., 1 TD).

Manning's 34 pass completions and Thomas' 13 receptions each set Super Bowl records.

Wilson threw his second touchdown of the game in the fourth quarter and Seattle's defense would hold the Broncos scoreless the rest of the way to preserve their 43-8 victory.

OFFICIALS

Referee — Terry McAulay (77); **Umpire** — Carl Paganelli (124); **Head Linesman** — Jim Mello (48); **Line Judge** — Thomas Symonette (100); **Side Judge** — David Wyant (16); **Field Judge** — Scott Stenson (88); **Back Judge** — Steve Freeman (133); **Replay** — Earnie Frantz.

DENVER BRONCOS

OFFENSE

WR 88	D. Thomas
LT 75	C. Clark
LG 68	Z. Beadles
C 66	M. Ramirez
RG 65	L. Vasquez
RT 74	O. Franklin
TE 80	J. Thomas
WR 87	E. Decker
WR 83	W. Welker
QB 18	P. Manning
RB 27	K. Moreno

DEFENSE

LDE 97	M. Jackson
DT 92	S. Williams
NT 94	T. Knighton
RDE 90	S. Phillips
SLB 56	N. Irving
MLB 51	P. Lenon
WLB 59	D. Trevathan
LCB 24	C. Bailey
RCB 45	D. Rodgers-Cromartie
SS 33	D. Ihenacho
FS 20	M. Adams

BRONCOS SUBSTITUTIONS: P 4 B.Colquitt, K 5 M.Prater, WR 11 T.Holliday, WR 12 A.Caldwell, RB 22 C.Anderson, RB 28 M.Ball, S 30 D.Bruton, S 31 O.Bolden, CB 32 T.Carter, CB 34 M.Cole, CB 36 K.Webster, LS 46 A.Brewer, LB 52 W.Woodyard, LB 53 S.Johnson, LB 54 B.Marshall, DE 57 J.Mincey, C 60 S.Vallos, TE 84 J.Tamme, TE 85 V.Green, DE 91 R.Ayers, DT 96 M.Unrein. **DI** **NOT PLAY:** QB 17 B.Osweller, S 29 M.Huff, T 77 W.Justice. **INACTIVE:** QB 2 Z.Dyserf, RB 21 R.Hillman, CB 23 Q.Jammer, T 70 V.Painter, G 73 C.Kuper, TE 81 J.Dreessen, DT 98 S.Fua.

SEATTLE SEAHAWKS

OFFENSE

WR 89	D. Baldwin
LT 76	R. Okung
LG 77	J. Carpenter
C 60	M. Unger
RG 64	J. Sweezy
RT 68	B. Giacomini
T 78	A. Bailey
TE 86	Z. Miller
WR 81	G. Tate
QB 3	R. Wilson
RB 24	M. Lynch

DEFENSE

LDE 56	C. Avril
LDT 72	M. Bennett
RDT 69	C. McDonald
RDE 91	C. Clemons
OLB 50	K. Wright
MLB 54	B. Wagner
CB 28	W. Thurmond
LCB 25	R. Sherman
RCB 41	B. Maxwell
SS 31	K. Chancellor
FS 29	E. Thomas

SEAHAWKS SUBSTITUTIONS: K 4 S.Hauschka, QB 7 T.Jackson, P 9 J.Ryan, WR 11 P.Harvin, WR 15 J.Kearse, CB 20 J.Lane, RB 22 R.Turbin, FB 26 M.Robinson, CB 35 D.Shead, FB 40 D.Coleman, FS 42 C.Maragos, LS 49 C.Gresham, LB 51 B.Irvin, LB 53 M.Smith, LB 55 H.Farwell, LB 57 M.Morgan, C 61 L.Jeanpierre, G 67 P.McQuistan, DE 79 R.Bryant, TE 82 L.Wilson, WR 83 R.Lockette, DT 92 B.Mebane, DE 93 O.Schofield, DT 99 T.McDaniel. **INACTIVE:** WR 19 B.Walters, RB 33 C.Michael, T 73 M.Bowie, T 74 C.Hauptmann, TE 87 K.Davis, DE 95 B.Mayowa, DT 97 J.Hill.

		1	2	3	4	OT	TOTAL	FIELD GOALS (made () & missed)
VISITOR	Seattle Seahawks	8	14	14	7	0	43	S. Hauschka (31) (33)
HOME	Denver Broncos	0	0	8	0	0	8	

Team	Qtr	Clock Time	PLAY DESCRIPTION (Extra Point) (Drive Info)	SCORE	
				Visitor	Home
SEAHAWKS	1	14:48	K. Moreno tackled in end zone by C. Avril for a Safety	2	0
SEAHAWKS	1	10:21	S. Hauschka 31 yd. Field Goal (9-51, 4:27)	5	0
SEAHAWKS	1	2:16	S. Hauschka 33 yd. Field Goal (13-58, 6:15)	8	0
SEAHAWKS	2	12:00	M. Lynch 1 yd. run (S. Hauschka kick) (7-37, 3:59)	15	0
SEAHAWKS	2	3:21	M. Smith 69 yd. interception return (S. Hauschka kick)	22	0
SEAHAWKS	3	14:48	P. Harvin 87 yd. kickoff return (S. Hauschka kick) (0-0, 0:12)	29	0
SEAHAWKS	3	2:58	J. Kearse 23 yd. pass from R. Wilson (S. Hauschka kick) (6-58, 2:57)	36	0
BRONCOS	3	0:00	D. Thomas 14 yd. pass from P. Manning (P. Manning-W. Welker pass) (6-80, 2:58)	36	8
SEAHAWKS	4	11:45	D. Baldwin 10 yd. pass from R. Wilson (S. Hauschka kick) (5-48, 3:15)	43	8

FINAL INDIVIDUAL STATISTICS

Seattle Seahawks										Denver Broncos																																																																																																																																																																																																																																																																																																																																																																																																																																																																																																																																																																																																																																																																																															
RUSHING										RUSHING																																																																																																																																																																																																																																																																																																																																																																																																																																																																																																																																																																																																																																																																																															
ATT	YDS	AVG	LG	TD	ATT	YDS	AVG	LG	TD	ATT	YDS	AVG	LG	TD	ATT	YDS	AVG	LG	TD																																																																																																																																																																																																																																																																																																																																																																																																																																																																																																																																																																																																																																																																																						
P. Harvin	2	45	22.5	30	0	K. Moreno	5	17	3.4	9	0	M. Lynch	15	39	2.6	18	1	C. Anderson	2	9	4.5	6	0	R. Wilson	3	26	8.7	16	0	M. Ball	6	1	0.2	3	0	R. Turbin	9	25	2.8	6	0	P. Manning	1	0	0.0	0	0	TOTAL	29	135	4.7	30	1	TOTAL	14	27	1.9	9	0	TOTAL	29	135	4.7	30	1	TOTAL	14	27	1.9	9	0	PASSING										PASSING										ATT	CMP	YDS	TKD/YD	TD	LG	IN	Rtg.	ATT	CMP	YDS	TKD/YD	TD	LG	IN	Rtg.	ATT	CMP	YDS	TKD/YD	TD	LG	IN	Rtg.	R. Wilson	25	18	206	0/0	2	37	0	123.1	P. Manning	49	34	280	1/1	1	23	2	73.5	T. Jackson	1	0	0/0	0	0	0	39.6	TOTAL	26	18	206	0/0	2	37	0	118.4	TOTAL	49	34	280	1/1	1	23	2	73.5	PASS RECEIVING										PASS RECEIVING										NO	YDS	AVG	LG	TD	NO	YDS	AVG	LG	TD	NO	YDS	AVG	LG	TD	NO	YDS	AVG	LG	TD	D. Baldwin	5	66	13.2	37	1	D. Thomas	13	118	9.1	23	1	J. Kearse	4	65	16.3	24	1	W. Welker	8	84	10.5	22	0	G. Tate	3	17	5.7	9	0	J. Thomas	4	27	6.8	11	0	L. Willson	2	17	8.5	12	0	K. Moreno	3	20	6.7	7	0	R. Lockette	1	19	19.0	19	0	J. Tamme	2	9	4.5	11	0	Z. Miller	1	10	10.0	10	0	M. Ball	2	2	1.0	1	0	M. Robinson	1	7	7.0	7	0	C. Anderson	1	14	14.0	14	0	P. Harvin	1	5	5.0	5	0	E. Decker	1	6	6.0	6	0	TOTAL	18	206	11.4	37	2	TOTAL	34	280	8.2	23	1	TOTAL	18	206	11.4	37	2	TOTAL	34	280	8.2	23	1	INTERCEPTIONS										INTERCEPTIONS										NO	YDS	AVG	LG	TD	NO	YDS	AVG	LG	TD	NO	YDS	AVG	LG	TD	NO	YDS	AVG	LG	TD	M. Smith	1	69	69.0	69	1	K. Chancellor	1	2	2.0	2	0	TOTAL	2	71	35.5	69	1	TOTAL	0	0	0.0	—	0	PUNTING										PUNTING										NO	YDS	AVG	NET	TB	IN20	LG	NO	YDS	AVG	NET	TB	IN20	LG	NO	YDS	AVG	NET	TB	IN20	LG	J. Ryan	1	45	45.0	36.0	0	45	B. Colquitt	2	60	30.0	30.0	0	1	31	TOTAL	1	45	45.0	36.0	0	45	TOTAL	2	60	30.0	30.0	0	1	31	PUNT RETURNS										PUNT RETURNS										NO	YDS	AVG	FC	LG	TD	NO	YDS	AVG	FC	LG	TD	NO	YDS	AVG	FC	LG	TD	NO	YDS	AVG	FC	LG	TD	G. Tate	0	0	0.0	2	0	0	E. Decker	1	9	9.0	0	9	0	TOTAL	0	0	0.0	2	0	0	TOTAL	1	9	9.0	0	9	0	KICKOFF RETURNS										KICKOFF RETURNS										NO	YDS	AVG	FC	LG	TD	NO	YDS	AVG	FC	LG	TD	NO	YDS	AVG	FC	LG	TD	NO	YDS	AVG	FC	LG	TD	P. Harvin	1	87	87.0	0	87	1	T. Holliday	5	105	21.0	0	32	0	TOTAL	2	107	53.5	0	87	1	TOTAL	5	105	21.0	0	32	0	Baltimore Ravens										Denver Broncos										Fum	Lost	Rec.	Yds	TD	FF	Rec.	Yds	TD	Bnds	Fum	Lost	Rec.	Yds	TD	FF	Rec.	Yds	TD	Bnds	C. Clemons	0	0	0	0	2	0	0	0	0	K. Moreno	1	0	1	0	0	0	0	0	0	0	TOTAL	0	0	0	0	0	3	2	7	0	0	TOTAL	4	2	2	-14	0	0	0	0	0	0
TOTAL	29	135	4.7	30	1	TOTAL	14	27	1.9	9	0	TOTAL	29	135	4.7	30	1	TOTAL	14	27	1.9	9	0																																																																																																																																																																																																																																																																																																																																																																																																																																																																																																																																																																																																																																																																																		
PASSING										PASSING																																																																																																																																																																																																																																																																																																																																																																																																																																																																																																																																																																																																																																																																																															
ATT	CMP	YDS	TKD/YD	TD	LG	IN	Rtg.	ATT	CMP	YDS	TKD/YD	TD	LG	IN	Rtg.	ATT	CMP	YDS	TKD/YD	TD	LG	IN	Rtg.																																																																																																																																																																																																																																																																																																																																																																																																																																																																																																																																																																																																																																																																																		
R. Wilson	25	18	206	0/0	2	37	0	123.1	P. Manning	49	34	280	1/1	1	23	2	73.5	T. Jackson	1	0	0/0	0	0	0	39.6	TOTAL	26	18	206	0/0	2	37	0	118.4	TOTAL	49	34	280	1/1	1	23	2	73.5																																																																																																																																																																																																																																																																																																																																																																																																																																																																																																																																																																																																																																																														
PASS RECEIVING										PASS RECEIVING																																																																																																																																																																																																																																																																																																																																																																																																																																																																																																																																																																																																																																																																																															
NO	YDS	AVG	LG	TD	NO	YDS	AVG	LG	TD	NO	YDS	AVG	LG	TD	NO	YDS	AVG	LG	TD																																																																																																																																																																																																																																																																																																																																																																																																																																																																																																																																																																																																																																																																																						
D. Baldwin	5	66	13.2	37	1	D. Thomas	13	118	9.1	23	1	J. Kearse	4	65	16.3	24	1	W. Welker	8	84	10.5	22	0	G. Tate	3	17	5.7	9	0	J. Thomas	4	27	6.8	11	0	L. Willson	2	17	8.5	12	0	K. Moreno	3	20	6.7	7	0	R. Lockette	1	19	19.0	19	0	J. Tamme	2	9	4.5	11	0	Z. Miller	1	10	10.0	10	0	M. Ball	2	2	1.0	1	0	M. Robinson	1	7	7.0	7	0	C. Anderson	1	14	14.0	14	0	P. Harvin	1	5	5.0	5	0	E. Decker	1	6	6.0	6	0	TOTAL	18	206	11.4	37	2	TOTAL	34	280	8.2	23	1	TOTAL	18	206	11.4	37	2	TOTAL	34	280	8.2	23	1	INTERCEPTIONS										INTERCEPTIONS										NO	YDS	AVG	LG	TD	NO	YDS	AVG	LG	TD	NO	YDS	AVG	LG	TD	NO	YDS	AVG	LG	TD	M. Smith	1	69	69.0	69	1	K. Chancellor	1	2	2.0	2	0	TOTAL	2	71	35.5	69	1	TOTAL	0	0	0.0	—	0	PUNTING										PUNTING										NO	YDS	AVG	NET	TB	IN20	LG	NO	YDS	AVG	NET	TB	IN20	LG	NO	YDS	AVG	NET	TB	IN20	LG	J. Ryan	1	45	45.0	36.0	0	45	B. Colquitt	2	60	30.0	30.0	0	1	31	TOTAL	1	45	45.0	36.0	0	45	TOTAL	2	60	30.0	30.0	0	1	31	PUNT RETURNS										PUNT RETURNS										NO	YDS	AVG	FC	LG	TD	NO	YDS	AVG	FC	LG	TD	NO	YDS	AVG	FC	LG	TD	NO	YDS	AVG	FC	LG	TD	G. Tate	0	0	0.0	2	0	0	E. Decker	1	9	9.0	0	9	0	TOTAL	0	0	0.0	2	0	0	TOTAL	1	9	9.0	0	9	0	KICKOFF RETURNS										KICKOFF RETURNS										NO	YDS	AVG	FC	LG	TD	NO	YDS	AVG	FC	LG	TD	NO	YDS	AVG	FC	LG	TD	NO	YDS	AVG	FC	LG	TD	P. Harvin	1	87	87.0	0	87	1	T. Holliday	5	105	21.0	0	32	0	TOTAL	2	107	53.5	0	87	1	TOTAL	5	105	21.0	0	32	0	Baltimore Ravens										Denver Broncos										Fum	Lost	Rec.	Yds	TD	FF	Rec.	Yds	TD	Bnds	Fum	Lost	Rec.	Yds	TD	FF	Rec.	Yds	TD	Bnds	C. Clemons	0	0	0	0	2	0	0	0	0	K. Moreno	1	0	1	0	0	0	0	0	0	0	TOTAL	0	0	0	0	0	3	2	7	0	0	TOTAL	4	2	2	-14	0	0	0	0	0	0																																																																																																																																																																																																								
TOTAL	18	206	11.4	37	2	TOTAL	34	280	8.2	23	1	TOTAL	18	206	11.4	37	2	TOTAL	34	280	8.2	23	1																																																																																																																																																																																																																																																																																																																																																																																																																																																																																																																																																																																																																																																																																		
INTERCEPTIONS										INTERCEPTIONS																																																																																																																																																																																																																																																																																																																																																																																																																																																																																																																																																																																																																																																																																															
NO	YDS	AVG	LG	TD	NO	YDS	AVG	LG	TD	NO	YDS	AVG	LG	TD	NO	YDS	AVG	LG	TD																																																																																																																																																																																																																																																																																																																																																																																																																																																																																																																																																																																																																																																																																						
M. Smith	1	69	69.0	69	1	K. Chancellor	1	2	2.0	2	0	TOTAL	2	71	35.5	69	1	TOTAL	0	0	0.0	—	0																																																																																																																																																																																																																																																																																																																																																																																																																																																																																																																																																																																																																																																																																		
PUNTING										PUNTING																																																																																																																																																																																																																																																																																																																																																																																																																																																																																																																																																																																																																																																																																															
NO	YDS	AVG	NET	TB	IN20	LG	NO	YDS	AVG	NET	TB	IN20	LG	NO	YDS	AVG	NET	TB	IN20	LG																																																																																																																																																																																																																																																																																																																																																																																																																																																																																																																																																																																																																																																																																					
J. Ryan	1	45	45.0	36.0	0	45	B. Colquitt	2	60	30.0	30.0	0	1	31	TOTAL	1	45	45.0	36.0	0	45	TOTAL	2	60	30.0	30.0	0	1	31																																																																																																																																																																																																																																																																																																																																																																																																																																																																																																																																																																																																																																																																												
PUNT RETURNS										PUNT RETURNS																																																																																																																																																																																																																																																																																																																																																																																																																																																																																																																																																																																																																																																																																															
NO	YDS	AVG	FC	LG	TD	NO	YDS	AVG	FC	LG	TD	NO	YDS	AVG	FC	LG	TD	NO	YDS	AVG	FC	LG	TD																																																																																																																																																																																																																																																																																																																																																																																																																																																																																																																																																																																																																																																																																		
G. Tate	0	0	0.0	2	0	0	E. Decker	1	9	9.0	0	9	0	TOTAL	0	0	0.0	2	0	0	TOTAL	1	9	9.0	0	9	0																																																																																																																																																																																																																																																																																																																																																																																																																																																																																																																																																																																																																																																																														
KICKOFF RETURNS										KICKOFF RETURNS																																																																																																																																																																																																																																																																																																																																																																																																																																																																																																																																																																																																																																																																																															
NO	YDS	AVG	FC	LG	TD	NO	YDS	AVG	FC	LG	TD	NO	YDS	AVG	FC	LG	TD	NO	YDS	AVG	FC	LG	TD																																																																																																																																																																																																																																																																																																																																																																																																																																																																																																																																																																																																																																																																																		
P. Harvin	1	87	87.0	0	87	1	T. Holliday	5	105	21.0	0	32	0	TOTAL	2	107	53.5	0	87	1	TOTAL	5	105	21.0	0	32	0																																																																																																																																																																																																																																																																																																																																																																																																																																																																																																																																																																																																																																																																														
Baltimore Ravens										Denver Broncos																																																																																																																																																																																																																																																																																																																																																																																																																																																																																																																																																																																																																																																																																															
Fum	Lost	Rec.	Yds	TD	FF	Rec.	Yds	TD	Bnds	Fum	Lost	Rec.	Yds	TD	FF	Rec.	Yds	TD	Bnds																																																																																																																																																																																																																																																																																																																																																																																																																																																																																																																																																																																																																																																																																						
C. Clemons	0	0	0	0	2	0	0	0	0	K. Moreno	1	0	1	0	0	0	0	0	0	0	TOTAL	0	0	0	0	0	3	2	7	0	0	TOTAL	4	2	2	-14	0	0	0	0	0	0																																																																																																																																																																																																																																																																																																																																																																																																																																																																																																																																																																																																																																																															

FINAL TEAM STATISTICS

SEAHAWKS										BRONCOS									
TOTAL FIRST DOWNS										TOTAL FIRST DOWNS									
By Rushing										By Rushing									
By Passing										By Passing									
By Penalty										By Penalty									
THIRD DOWN EFFICIENCY										THIRD DOWN EFFICIENCY									
FOURTH DOWN EFFICIENCY										FOURTH DOWN EFFICIENCY									
TOTAL NET YARDS										TOTAL NET YARDS									
Total Offensive Plays (inc. times thrown passing)										Total Offensive Plays (inc. times thrown passing)									
Average gain per offensive play										Average gain per offensive play									
NET YARDS RUSHING										NET YARDS RUSHING									
Total Rushing Plays										Total Rushing Plays									
Average gain per rushing play										Average gain per rushing play									
Tackles for a loss-number and yards										Tackles for a loss-number and yards									
NET YARDS PASSING										NET YARDS PASSING									
Times thrown - yards lost attempting to pass										Times thrown - yards lost attempting to pass									
Gross yards passing										Gross yards passing									
PASS ATTEMPTS-COMPLETIONS-HAD INTERCEPTED										PASS ATTEMPTS-COMPLETIONS-HAD INTERCEPTED									
Avg gain per pass play (inc. # thrown passing)										Avg gain per pass play (inc. # thrown passing)									
KICKOFFS										KICKOFFS									
PUNTS Number and Average										PUNTS Number and Average									
Had Blocked										Had Blocked									
FGs - PATs Had Blocked										FGs - PATs Had Blocked									
Net Punting Average										Net Punting Average									
TOTAL RETURN YARDAGE (Not Including Kickoffs)										TOTAL RETURN YARDAGE (Not Including Kickoffs)									
No. and Yards Punt Returns										No. and Yards Punt Returns									
No. and Yards Kickoff Returns										No. and Yards Kickoff Returns									
No. and Yards Interception Returns										No. and Yards Interception Returns									
PENALTIES Number and Yards										PENALTIES Number and Yards									
FUMBLE Number and Lost										FUMBLE Number and Lost									
TOUCHDOWNS										TOUCHDOWNS									
Rushing										Rushing									
Passing										Passing									
Interceptions										Interceptions									
Kickoff Returns										Kickoff Returns									
EXTRA POINTS Made-Attempts										EXTRA POINTS Made-Attempts									
Kicking Made-Attempts										Kicking Made-Attempts									
Rushing Made-Attempts										Rushing Made-Attempts									
FIELD GOALS Made-Attempts										FIELD GOALS Made-Attempts									
RED ZONE EFFICIENCY										RED ZONE EFFICIENCY									
GOAL TO GO EFFICIENCY										GOAL TO GO EFFICIENCY									
SAFETIES										SAFETIES									
FINAL SCORE										FINAL SCORE									
TIME OF POSSESSION										TIME OF POSSESSION									

BRONCOS DEFENSIVE STATISTICS

(based on coaches' film review)

PLAYER	UT	A	TT	S-YDS	I-YDS	PD	FF	FR	PLAYER	UT	A	TT	S-YDS	I-YDS	PD	FF	FR
D. Trevathan	7	5	12	0-0	0-0	0	0	0	W. Woodyard	1	2	3	0-0	0-0	0	0	0
D. Ihenacho	5	4	9	0-0	0-0	0	0	0	S. Williams	2	0	2	0-0	0-0	0	0	0
M. Adams	6	0	6	0-0	0-0	0	0	0	P. Lenon	2	0	2	0-0	0-0	0	0	0
M. Jackson	4	1	5	0-0	0-0	1	0	0	M. Unrein	1	1	2	0-0	0-0	0	0	0
T. Knighton	4	1	5	0-0	0-0	0	0	0	D. Rodgers-Cromartie	1	0	1	0-0	0-0	0	0	0
C. Bailey	4	0	4	0-0	0-0	0	0	0	R. Carter	1	0	1	0-0	0-0	0	0	0
S. Phillips	1	3	4	0-0	0-0	0	0	0	T. Ayers	1	0	1	0-0	0-0	0	0	0
J. Mincey	0	4	4	0-0	0-0	0	0	0	R. Arter	1	0	1	0-0	0-0	0	0	0
N. Irving	3	0	3	0-0	0-0	1	0	0	TEAM TOTALS	43	21	64	0-0	0-0	2	0	0
J. Mincey	2	0	2	1-8	0-0	0	0	0									



Denver 26, New England 16

Sunday, Jan. 19, 2014 • 1:06 p.m. MST • Sports Authority Field at Mile High • Denver

WEATHER: Sunny, 63°, Wind W 9 mph • TIME: 2:57 • ATTENDANCE: 77,110

2013 AFC Championship Game

The Denver Broncos won their seventh AFC Championship with a 26-16 victory over the New England Patriots to position themselves for a matchup with the Seattle Seahawks in Super Bowl XLVIII in New York-New Jersey.

Denver was led early by a dominant defensive effort as the Patriots offense was forced to punt on each of their first three possessions of the game.

The Broncos put the first points on the board as kicker Matt Prater connected on a 27-yard field goal in the first quarter.

On Denver's first series of the second frame, the offense manufactured a 15-play, 93-yard scoring drive by relying on the running game. Running backs Knowshon Moreno and Montee Ball combined for 58 yards on eight carries (7.25 avg.). The drive concluded with a 1-yard touchdown reception by tight end Jacob Tamme.

New England scored their first points of the game when kicker Stephen Gostkowski made a 47-yard attempt with 2:54 left in the second quarter.

Denver was able to add a late second quarter field goal and enter halftime with a 13-3 lead.

Quarterback Peyton Manning (32-of-43 passing for 400 yds., 2 TDs, 0 INT) led the Broncos on a 13-play, 80-yard scoring drive to open the second half. Manning completed 6-of-7 passes on the series for 53 yards, which concluded with a 3-yard touchdown reception by wide receiver Demaryius Thomas (7 rec. for 134 yds., 1 TD).

Prater made his third field goal of the game early in the fourth quarter to increase the Broncos' lead to 23-3.

On the ensuing series, Patriots quarterback Tom Brady (24-of-38 passing for 277 yds., 1 TD, 0 INT) led New England's offense on a 9-play drive in which he completed 6-of-9 passes for 80 yards and a 7-yard touchdown pass to wide receiver Julian Edelman (10 rec. for 89 yds., 1 TD).

After Prater became the first Broncos' kicker in team history to make four field goals in a playoff game, Brady again led the Patriots on a scoring series. New England executed another 80-yard touchdown drive that resulted in a 5-yard run by Brady to cut the deficit to 26-16 with 3:06 left in the game. The Patriots would fail to convert on a two-point conversion attempt.

Gostkowski attempted a squib kick and wide receiver Eric Decker caught the ball to give Denver possession.

Denver would convert two first downs to drain the clock and preserve the 26-16 win over the Patriots to send the Broncos to their seventh Super Bowl.

OFFICIALS

Referee — Tony Corrente (99); **Umpire** — Paul King (121); **Head Linesman** — Kent Payne (79); **Line Judge** — John Hussey (35); **Side Judge** — Tom Hill (97); **Field Judge** — Craig Wroslat (4); **Back Judge** — Greg Wilson (119); **Replay** — Carl Madsen.

DENVER BRONCOS

OFFENSE

WR 88 D. Thomas
LT 75 C. Clark
LG 68 Z. Beadles
C 66 M. Ramirez
RG 65 L. Vasquez
RT 74 O. Franklin
TE 80 J. Thomas
WR 87 E. Decker
WR 83 W. Welker
QB 18 P. Manning
RB 27 K. Moreno

DEFENSE

LDE 97 M. Jackson
DT 92 S. Williams
NT 94 T. Knighton
RDE 90 S. Phillips
SLB 56 N. Irving
MLB 51 P. Lenon
WLB 59 D. Trevathan
LCB 24 C. Bailey
RCB 45 D. Rodgers-Cromartie
SS 33 D. Ihenacho
FS 20 M. Adams

BRONCOS SUBSTITUTIONS: P 4 B.Colquitt, K 5 M.Prater, WR 11 T.Holliday, WR 12 A.Caldwell, CB 23 Q.Jammer, RB 28 M.Ball, S 29 M.Huff, S 30 D.Bruton, S 31 O.Bolden, CB 32 T.Carter, CB 36 K.Webster, LS 46 A.Brewer, LB 52 W.Woodyard, LB 53 S.Johnson, LB 54 B.Marshall, DE 57 J.Mincey, C 60 S.Vallos, T 77 W.Justice, TE 84 J.Tamme, TE 85 V.Green, DE 91 R.Ayers, DT 96 M.Unrein.
DID NOT PLAY: QB 17 B.Osweiler, RB 22 C.Anderson. **INACTIVE:** QB 2 Z.Dysert, RB 21 R.Hillman, CB 34 M.Cole, T 70 V.Painter, G 73 C.Kuper, TE 81 J.Dressen, DT 98 S.Fua.

NEW ENGLAND PATRIOTS

OFFENSE

WR 80 D. Amendola
LT 77 N. Solder
LG 70 L. Mankins
C 62 R. Wendell
RG 63 D. Connolly
RT 61 M. Cannon
TE 47 M. Hoomanawanui
WR 11 J. Edelman
QB 12 T. Brady
RB 46 J. Develin
RB 34 S. Vereen

DEFENSE

LE 50 R. Ninkovich
DT 71 S. Siliga
DT 94 Chr. Jones
RE 95 Cha. Jones
LB 91 J. Collins
CB 25 K. Arrington
LB 54 D. Hightower
LCB 31 A. Talib
RCB 37 A. Dennard
S 28 S. Gregory
S 32 D. McCourty

PATRIOTS SUBSTITUTIONS: K 3 S.Gostkowski, P 6 R.Allen, WR 10 A.Collie, WR 17 A.Dobson, WR 18 M.Slater, RB 22 S.Ridley, CB 26 L.Ryan, DB 27 T.Wilson, RB 29 L.Blount, DB 30 D.Harmon, S 36 K.Davis, RB 38 B.Edner, DB 43 N.Ebner, LS 48 D.Aiken, LB 52 D.Fletcher, LB 53 J.Davis, LB 59 C.White, DT 72 J.Vellano, OL 74 W.Svitke, TE 88 M.Mulligan, DE 96 A.Carter, DL 99 M.Buchanan.
DID NOT PLAY: QB 15 R.Mallett, OL 67 J.Kline. **INACTIVE:** DB 41 J.Green, TE 45 D.Williams, LB 58 S.Beauharnais, OL 64 C.Barker, WR 85 K.Thompkins, DT 90 I.Sopoaga, DE 92 J.Bequette.

		1	2	3	4	OT	TOTAL	FIELD GOALS (made () & missed)	
VISITOR	New England Patriots	0	3	0	13	0	16	S. Gostkowski (47)	
HOME	Denver Broncos	3	10	7	6	0	26	M. Prater (27) (35) (19) (54)	

Team	Qtr	Clock Time	PLAY DESCRIPTION (Extra Point) (Drive Info)	SCORE	
				Visitor	Home
BRONCOS	1	3:43	M. Prater 27 yd. Field Goal (10-73, 4:07)	0	3
BRONCOS	2	7:50	J. Tamme 1 yd. pass from P. Manning (M. Prater kick) (15-93, 7:01)	0	10
PATRIOTS	2	2:54	S. Gostkowski 47 yd. Field Goal (9-51, 4:56)	3	10
BRONCOS	2	0:25	M. Prater 35 yd. Field Goal (8-63, 2:29)	3	13
BRONCOS	3	7:52	D. Thomas 3 yd. pass from P. Manning (M. Prater kick) (13-80, 7:08)	3	20
BRONCOS	4	12:02	M. Prater 19 yd. Field Goal (9-60, 5:23)	3	23
PATRIOTS	4	9:26	J. Edelman 7 yd. pass from T. Brady (S. Gostkowski kick) (9-80, 2:36)	10	23
BRONCOS	4	7:00	M. Prater 54 yd. Field Goal (6-39, 2:26)	10	26
PATRIOTS	4	3:07	T. Brady 5 yd. run (run failed) (10-80, 3:53)	16	26

FINAL INDIVIDUAL STATISTICS

New England Patriots										Denver Broncos																
RUSHING	ATT	YDS	AVG	LG	TD	RUSHING	ATT	YDS	AVG	LG	TD	RUSHING	ATT	YDS	AVG	LG	TD									
S. Vereen	4	34	8.5	11	0	K. Moreno	14	59	4.2	28	0	S. Ridley	5	17	3.4	8	0									
S. Ridley	5	17	3.4	8	0	M. Ball	12	43	3.6	9	0	T. Brady	2	7	3.5	5	1									
T. Brady	2	7	3.5	5	1	V. Green	1	6	6.0	6	0	L. Blount	5	6	1.2	3	0									
L. Blount	2	6	1.2	3	0	P. Manning	1	-1	-1.0	-1	0	TOTAL	16	64	4.0	11	1									
TOTAL	16	64	4.0	11	1	TOTAL	28	107	3.8	28	0	TOTAL	38	24	277	2/21	1	27	0	93.9						
PASSING	ATT	CMP	YDS	TD	LG	IN	Rtg.	PASSING	ATT	CMP	YDS	TD	LG	IN	Rtg.	PASSING	ATT	CMP	YDS	TD	LG	IN	Rtg.			
T. Brady	38	24	277	2/21	1	27	0	93.9	P. Manning	43	32	400	0/0	2	37	0	118.4	TOTAL	38	24	277	2/21	1	27	0	93.9
TOTAL	38	24	277	2/21	1	27	0	93.9	TOTAL	43	32	400	0/0	2	37	0	118.4	TOTAL	43	32	400	0/0	2	37	0	118.4
PASS RECEIVING	NO	YDS	AVG	LG	TD	PASS RECEIVING	NO	YDS	AVG	LG	TD	PASS RECEIVING	NO	YDS	AVG	LG	TD									
J. Edelman	10	89	8.9	18	1	J. Thomas	8	85	10.6	37	0	J. Edelman	10	89	8.9	18	1									
S. Vereen	5	59	11.8	24	0	D. Thomas	7	134	19.1	30	1	S. Vereen	5	59	11.8	24	0									
A. Collie	4	57	14.3	20	0	E. Decker	5	73	14.6	21	0	A. Collie	4	57	14.3	20	0									
A. Dobson	2	33	16.5	27	0	W. Welker	4	38	9.5	16	0	A. Dobson	2	33	16.5	27	0									
M. Hoomanawanui	2	33	16.5	18	0	M. Ball	3	13	4.3	12	0	M. Hoomanawanui	2	33	16.5	18	0									
M. Mulligan	1	6	6.0	6	0	J. Tamme	2	24	12.0	23	1	M. Mulligan	1	6	6.0	6	0									
TOTAL	24	277	11.5	27	1	TOTAL	32	400	12.5	37	2	TOTAL	24	277	11.5	27	1									
INTERCEPTIONS	NO	YDS	AVG	LG	TD	INTERCEPTIONS	NO	YDS	AVG	LG	TD	INTERCEPTIONS	NO	YDS	AVG	LG	TD									
TOTAL	0	0	0.0	0	0	TOTAL	0	0	0.0	—	0	TOTAL	0	0	0.0	—	0									
PUNTING	NO	YDS	AVG	NET	TB	IN20	LG	PUNTING	NO	YDS	AVG	NET	TB	IN20	LG	PUNTING	NO	YDS	AVG	NET	TB	IN20	LG			
R. Allen	3	147	49.0	49.0	0	3	60	B. Colquitt	1	48	48.0	28.0	1	0	48	R. Allen	3	147	49.0	49.0	0	3	60			
TOTAL	3	147	49.0	49.0	0	3	60	TOTAL	1	48	48.0	28.0	1	0	48	TOTAL	3	147	49.0	49.0	0	3	60			
PUNT RETURNS	NO	YDS	AVG	FC	LG	TD	PUNT RETURNS	NO	YDS	AVG	FC	LG	TD	PUNT RETURNS	NO	YDS	AVG	FC	LG	TD						
[TOUCHBACK]	1	0	0.0	0	0	0	E. Decker	0	0	0.0	1	0	0	[TOUCHBACK]	1	0	0.0	0	0	0						
RETURNS	0	0	0.0	0	—	0	[DOWNED]	2	0	0.0	0	0	0	RETURNS	0	0	0.0	0	—	0						
KICKOFF RETURNS	NO	YDS	AVG	FC	LG	TD	KICKOFF RETURNS	NO	YDS	AVG	FC	LG	TD	KICKOFF RETURNS	NO	YDS	AVG	FC	LG	TD						
[TOUCHBACK]	7	0	0.0	0	0	0	T. Holliday	1	4	4.0	0	4	0	[TOUCHBACK]	7	0	0.0	0	0	0						
RETURNS	0	0	0.0	0	—	0	[TOUCHBACK]	2	0	0.0	0	0	0	RETURNS	0	0	0.0	0	—	0						
Baltimore Ravens	Own	Opp.	Out	Denver Broncos	Own	Opp.	Out																			
FUMBLES	Fum	Lost	Rec.	Yds	TD	FF	Rec.	Yds	TD	Bnds	FUMBLES	Fum	Lost	Rec.	Yds	TD	FF	Rec.	Yds	TD	Bnds					
TOTAL	0	0	0	0	0	0	0	0	0	0	TOTAL	0	0	0	0	0	0	0	0	0	0					

FINAL TEAM STATISTICS

	PATRIOTS	BRONCOS	PATRIOTS	BRONCOS
TOTAL FIRST DOWNS	19	27	FGs - PATs Had Blocked	0-0
By Rushing	4	5	Net Punting Average	49.0
By Passing	15	21	TOTAL RETURN YARDAGE (Not Including Kickoffs)	0
By Penalty	0	1	No. and Yards Punt Returns	0-0
THIRD DOWN EFFICIENCY	6-12-50%	7-13-54%	No. and Yards Kickoff Returns	0-0
FOURTH DOWN EFFICIENCY	1-2-50%	1-1-100%	No. and Yards Interception Returns	0-0
TOTAL NET YARDS	320	507	PENALTIES Number and Yards	2-15
Total Offensive Plays (inc. times thrown passing)	56	71	FUMBLES Number and Lost	0-0
Average gain per offensive play	5.7	7.1	TOUCHDOWNS	2
NET YARDS RUSHING	64	107	Rushing	1
Total Rushing Plays	16	28	Passing	1
Average gain per rushing play	4.0	3.8	EXTRA POINTS Made-Attempts	1-2
Tackles for a loss-number and yards	1-1	2-6	Kicking Made-Attempts	1-1
NET YARDS PASSING	256	400	Rushing Made-Attempts	0-1
Times thrown - yards lost attempting to pass	2-21	0-0	FIELD GOALS Made-Attempts	1-1
Gross yards passing	277	400	RED ZONE EFFICIENCY	2-3-67%
PASS ATTEMPTS-COMPLETIONS-HAD INTERCEPTED	38-24-0	43-32-0	GOAL TO GO EFFICIENCY	1-1-100%
Avg gain per pass play (inc. # thrown passing)	6.4	9.3	SAFETIES	0
KICKOFFS Number-In End Zone-Touchbacks	4-2-2	7-7-7	FINAL SCORE	16
PUNTS Number and Average	3-49.0	1-48.0	TIME OF POSSESSION	24:16
Had Blocked	0	0		26
				35:44

BRONCOS DEFENSIVE STATISTICS

(based on coaches' film review)

PLAYER	UT	A	TT	S-YDS	I-YDS	PD	FF	FR	PLAYER	UT	A	TT	S-YDS	I-YDS	PD	FF	FR
D. Trevathan	8	0	8	0-0	0-0	0	0	0	W. Woodyard	2	0	2	0-0	0-0	0	0	0
D. Ihenacho	4	1	5	0-0	0-0	0	0	0	S. Phillips	2	0	2	0-0	0-0	0	0	0
T. Knighton	4	0	4	1-10	0-0	0	0	0	R. Ayers	1	0	1	1-11	0-0	0	0	0
M. Adams	4	0	4	0-0	0-0	1	0	0	P. Lenon	1	0	1	0-0	0-0	0	0	0
T. Carter	3	1	4	0-0	0-0	2	0	0	D. Bruton	1	0	1	0-0	0-0	0	0	0
C. Rodgers-Cromarie	3	0	3	0-0	0-0	1	0	0	M. Huff	1	0	1	0-0	0-0	0	0	0
C. Bailey	3	0	3	0-0	0-0	0	0	0	M. Jackson	0	0	0	0-0	0-0	1	0	0
N. Irving	2	0	2	0-0	0-0	0	0	0	TEAM TOTALS	39	2	41	2-21	0-0	5	0	0
J. Mincey	2	0	2	1-8	0-0	0	0	0									



Denver 24, San Diego 17

Sunday, Jan. 12, 2014 • 2:40 p.m. MST • Sports Authority Field at Mile High • Denver

WEATHER: PARTLY CLOUDY, 41°, WIND NW 17 MPH • TIME: 3:13 • ATTENDANCE: 76,969

2013 AFC Divisional Playoff Game

The Denver Broncos defeated their AFC West rival San Diego Chargers 24-17 in the divisional round on a windy afternoon at Sports Authority Field at Mile High.

Denver's defense shut out the Chargers through three quarters and held on through the final frame to help the Broncos advance to their ninth-ever AFC Championship Game.

After forcing the Chargers to punt on the opening series of the game, quarterback Peyton Manning led the Broncos offense on a 14-play, 86-yard drive that culminated in a 2-yard touchdown reception by wide receiver Demaryius Thomas (8 rec. for 54 yds., 1 TD) to give Denver the early lead.

San Diego recovered a fumble by tight end Julius Thomas in the second quarter but kicker Nick Novak missed a 53-yard field goal attempt.

Denver was able to take advantage of the good field position as Manning completed a 3-yard touchdown pass to wide receiver Wes Welker on its ensuing possession.

The Broncos were able to move the ball deep into San Diego territory at the end of the half, but Manning was intercepted in the end zone and the Broncos entered halftime with a 14-0 lead.

On the opening drive of the third quarter, Manning (25-of-36 passing for 230 yds., 2 TDs, 1 INT) completed 5-of-7 passes for 36 yards and kicker Matt Prater made a 45-yard field goal attempt.

The Broncos defense remained stout throughout the third quarter before quarterback Philip Rivers (18-of-27 passing for 217 yds., 2 TDs, 0 INT) completed a 16-yard touchdown pass to rookie wide receiver Keenan Allen with 12:59 left in the final frame.

Denver's offense conducted its own scoring drive on the next series as running back Knowshon Moreno scampered for a 3-yard touchdown run to increase the Broncos' lead to 24-7.

On San Diego's next possession, Rivers and Allen (6 rec. for 142 yds., 2 TDs) connected again on a 16-yard touchdown pass. The Chargers attempted an onside kick and cornerback Richard Marshall recovered the ball after it deflected off of Broncos wide receiver Eric Decker.

San Diego's opportunistic offense, led by Rivers, orchestrated an 8-play, 48-yard drive that resulted in a 30-yard field goal by Novak to reduce Denver's lead to 24-17.

After a Chargers' squib kick, the Broncos gained possession of the ball with 5:40 left in the game. Denver would convert three critical third downs, including a 21-yard pass from Manning to Julius Thomas (6 rec. for 76 yds, 0 TDs) on 3rd down and 17, to preserve the win.

OFFICIALS

Referee — Clete Blakeman (48); **Umpire** — Fred Bryan (11); **Head Linesman** — Jim Mello (48); **Line Judge** — Jeff Seeman (45); **Side Judge** — Dave Wyant (16); **Field Judge** — Bob Waggoner (25); **Back Judge** — Dino Paganelli (105); **Replay** — Mark Burns.

DENVER BRONCOS

OFFENSE		DEFENSE	
WR 88	D. Thomas	LDE 97	M. Jackson
LT 75	C. Clark	DT 92	S. Williams
LG 68	Z. Beadles	NT 94	T. Knighton
C 66	M. Ramirez	RDE 90	S. Phillips
RG 65	L. Vasquez	SLB 56	N. Irving
RT 74	O. Franklin	MLB 51	P. Lenon
TE 80	J. Thomas	WLB 59	D. Trevatham
WR 87	E. Decker	LCB 25	C. Harris Jr.
WR 83	W. Welker	RCB 45	D. Rodgers-Cromartie
QB 18	P. Manning	SS 33	D. Ihenacho
RB 27	K. Moreno	FS 20	M. Adams

BRONCOS SUBSTITUTIONS: P 4 B.Colquitt, K 5 M.Prater, WR 11 T.Holliday, WR 12 A.Caldwell, CB 23 Q.Jammer, CB 24 C.Bailey, RB 28 M.Ball, S 29 M.Huff, S 30 D.Bruton, S 31 O. Bolden, CB 36 K.Webster, LS 46 A.Brewer, LB 52 W.Woodyard, LB 53 S.Johnson, LB 54 B.Marshall, DE 57 J.Mincey, C 60 S.Vallos, TE 84 J.Tamme, TE 85 V.Green, DE 91 R.Ayers, DT 96 M.Unrein. **DID NOT PLAY:** QB 17 B.Osweller, RB 22 C.Anderson, T 77 W.Justice. **INACTIVE:** QB 2 Z.Dysett, RB 21 R.Hillman, CB 32 T.Carter, G 73 C.Kuper, TE 81 J.Dreessen, DE 95 D.Wolfe, DT 98 S.Fua.

SAN DIEGO CHARGERS

OFFENSE		DEFENSE	
TE 89	L. Green	RE 94	C. Liuget
WR 13	K. Allen	LE 91	K. Reyes
LT 77	K. Dunlap	OLB 54	M. Ingram
LG 78	C. Rinehart	ILB 50	M. Te'o
C 61	N. Hardwick	ILB 56	D. Butler
RG 63	J. Troutman	OLB 96	J. Johnson
RT 76	D. Fluker	LCB 31	R. Marshall
TE 85	A. Gates	RCB 29	S. Wright
WR 11	E. Royal	SS 38	M. Gilchrist
QB 17	P. Rivers	FS 37	J. Aldae
RB 24	R. Mathews	FS 32	E. Weddle

CHARGERS SUBSTITUTIONS: P 5 M.Scifres, K 9 N.Novak, WR 16 S.Ajrotutu, CB 20 C.Butler, CB 22 D.Cox, RB 23 R.Brown, S 25 D.Stuckey, FB 33 L.McClain, RB 39 D.Woodhead, LS 47 M.Windt, ILB 52 R. Walker, OLB 58 T.Williams, ILB 59 A.Gachkar, G-T 70 S.Schilling, DE 71 L.Guy, C-G 74 R.Ohrnberger, TE 81 J.Byrne, WR 86 V.Brown, OLB 90 T.Keiser, DT 92 C.Thomas, LB 97 B.Bird. **DID NOT PLAY:** QB 6 C.Whitehurst, T 69 W.Smith, DT 95 K.Gaethers. **INACTIVE:** QB 4 B.Sorensen, WR-KR 10 L.Hawkins, SS 28 B.Taylor, CB 35 M.Cromartie, G-T 66 J.Clary, T 72 K.Wiggins, DE 98 S.Lissemore.

		1	2	3	4	OT	TOTAL	FIELD GOALS (made () & missed)	
VISITOR	San Diego Chargers	0	0	0	17	0	17	N. Novak	53WL (30)
HOME	Denver Broncos	7	7	3	7	0	24	M. Prater	(45) 47WL

Team	Qtr	Clock Time	PLAY DESCRIPTION (Extra Point) (Drive Info)	SCORE	
				Visitor	Home
BRONCOS	1	2:25	D. Thomas 2 yd. pass from P. Manning (M. Prater kick) (14-86, 7:01)	0	7
BRONCOS	2	6:00	W. Welker 3 yd. pass from P. Manning (M. Prater kick) (9-57, 5:13)	0	14
BRONCOS	3	9:35	M. Prater 45 yd. Field Goal (12-37, 5:25)	0	17
CHARGERS	4	12:59	K. Allen 16 yd. pass from P. Rivers (N. Novak kick) (6-63, 3:08)	7	17
BRONCOS	4	8:12	K. Moreno 3 yd. run (M. Prater kick) (9-81, 4:47)	7	24
CHARGERS	4	5:43	K. Allen 16 yd. pass from P. Rivers (N. Novak kick) (7-80, 2:29)	14	24
CHARGERS	4	3:53	N. Novak 30 yd. Field Goal (8-48, 1:50)	17	24

FINAL INDIVIDUAL STATISTICS

San Diego Chargers											Denver Broncos																							
RUSHING	ATT	YDS	AVG	LG	TD	RUSHING	ATT	YDS	AVG	LG	TD	RUSHING	ATT	YDS	AVG	LG	TD	RUSHING	ATT	YDS	AVG	LG	TD											
D. Woodhead	9	29	3.2	8	0	K. Moreno	23	82	3.6	14	1	M. Ball	10	52	5.2	9	0	P. Manning	1	-1	-1.0	-1	0	R. Brown	1	0	0.0	0	0					
TOTAL	18	65	3.6	16	0	TOTAL	34	133	3.9	14	1	TOTAL	34	133	3.9	14	1	TOTAL	34	133	3.9	14	1	TOTAL	34	133	3.9	14	1					
PASSING	ATT	CMP	YDS	TKD/	YD	TD	LG	IN	Rtg.	PASSING	ATT	CMP	YDS	TKD/	YD	TD	LG	IN	Rtg.	PASSING	ATT	CMP	YDS	TKD/	YD	TD	LG	IN	Rtg.					
P. Rivers	27	18	217	4/23	2	49	0	115.8		P. Manning	36	25	230	0/0	2	21	1	93.5																
TOTAL	27	18	217	4/23	2	49	0	115.8		TOTAL	36	25	230	0/0	2	21	1	93.5																
PASS RECEIVING	NO	YDS	AVG	LG	TD	PASS RECEIVING	NO	YDS	AVG	LG	TD	PASS RECEIVING	NO	YDS	AVG	LG	TD	PASS RECEIVING	NO	YDS	AVG	LG	TD	PASS RECEIVING	NO	YDS	AVG	LG	TD					
K. Allen	6	142	23.7	49	2	D. Thomas	8	54	6.8	9	1	J. Thomas	8	56	12.7	21	0	D. Thomas	8	54	6.8	9	1	J. Thomas	8	56	12.7	21	0					
TOTAL	18	217	12.1	49	2	TOTAL	25	230	9.2	21	2	TOTAL	25	230	9.2	21	2	TOTAL	25	230	9.2	21	2	TOTAL	25	230	9.2	21	2					
INTERCEPTIONS	NO	YDS	AVG	LG	TD	INTERCEPTIONS	NO	YDS	AVG	LG	TD	INTERCEPTIONS	NO	YDS	AVG	LG	TD	INTERCEPTIONS	NO	YDS	AVG	LG	TD	INTERCEPTIONS	NO	YDS	AVG	LG	TD					
D. Butler	1	0	0.0	0	0	TOTAL	0	0	0.0	—	0	TOTAL	0	0	0.0	—	0	TOTAL	0	0	0.0	—	0	TOTAL	0	0	0.0	—	0					
PUNTING	NO	YDS	AVG	NET	TB	IN20	LG	PUNTING	NO	YDS	AVG	NET	TB	IN20	LG	PUNTING	NO	YDS	AVG	NET	TB	IN20	LG	PUNTING	NO	YDS	AVG	NET	TB	IN20	LG			
M. Scifres	4	207	51.8	30.3	1	1	62	TOTAL	0	0	0.0	0.0	0	0	—	TOTAL	0	0	0.0	0.0	0	0	—	TOTAL	0	0	0.0	0.0	0	0	—			
PUNT RETURNS	NO	YDS	AVG	FC	LG	TD	PUNT RETURNS	NO	YDS	AVG	FC	LG	TD	PUNT RETURNS	NO	YDS	AVG	FC	LG	TD	PUNT RETURNS	NO	YDS	AVG	FC	LG	TD	PUNT RETURNS	NO	YDS	AVG	FC	LG	TD
[TOUCHBACK]	1	0	0.0	0	0	0	[TOUCHBACK]	1	0	0.0	0	0	0	[TOUCHBACK]	1	0	0.0	0	0	0	[TOUCHBACK]	1	0	0.0	0	0	0	[TOUCHBACK]	1	0	0.0	0	0	
RETURNS	0	0	0.0	0	—	0	RETURNS	3	66	22.0	0	47	0	RETURNS	3	66	22.0	0	47	0	RETURNS	3	66	22.0	0	47	0	RETURNS	3	66	22.0	0	47	0
KICKOFF RETURNS	NO	YDS	AVG	FC	LG	TD	KICKOFF RETURNS	NO	YDS	AVG	FC	LG	TD	KICKOFF RETURNS	NO	YDS	AVG	FC	LG	TD	KICKOFF RETURNS	NO	YDS	AVG	FC	LG	TD	KICKOFF RETURNS	NO	YDS	AVG	FC	LG	TD
[TOUCHBACK]	5	0	0.0	0	0	0	[TOUCHBACK]	3	77	25.7	0	37	0	[TOUCHBACK]	3	77	25.7	0	37	0	[TOUCHBACK]	3	77	25.7	0	37	0	[TOUCHBACK]	3	77	25.7	0	37	0
RETURNS	0	0	0.0	0	—	0	RETURNS	3	77	25.7	0	37	0	RETURNS	3	77	25.7	0	37	0	RETURNS	3	77	25.7	0	37	0	RETURNS	3	77	25.7	0	37	0
Baltimore Ravens	Own	Opp.	Out	Denver Broncos	Own	Opp.	Out	FUMBLE	Fum	Lost	Rec.	Yds	TD	FF	Rec.	Yds	TD	Bnds	FUMBLE	Fum	Lost	Rec.	Yds	TD	FF	Rec.	Yds	TD	Bnds					
J. Addae	0	0	0	0	1	0	0	0	0	0	0	0	0	0	0	0	0	0	J. Thomas	1	1	0	0	0	0	0	0	0	0	0	0			
R. Marshall	0	0	0	0	0	1	1	0	0	0	0	0	0	0	0	0	0	0	TOTAL	1	1	0	0	0	0	0	0	0	0	0	0			
TOTAL	0	0	0	0	1	1	0	0	TOTAL	1	1	0	0	0	0	0	0	0	TOTAL	1	1	0	0	0	0	0	0	0	0	0	0			

FINAL TEAM STATISTICS

		CHARGERS				BRONCOS						CHARGERS				BRONCOS																																
TOTAL FIRST DOWNS		13	26	FGs - PATs Had Blocked	0-0	0-0	By Rushing	1	13	Net Punting Average	30.3	0.0	TOTAL RETURN YARDAGE (Not Including Kickoffs)	0	66	By Passing	10	11	No. and Yards Punt Returns	0	3-66	By Penalty	2	2	No. and Yards Kickoff Returns	0-0	3-77	THIRD DOWN EFFICIENCY	4-12-33%	9-13-69%	THIRD DOWN EFFICIENCY	1-1-100%	0-0-0%	FOURTH DOWN EFFICIENCY	1-1-100%	0-0-0%	FOURTH DOWN EFFICIENCY	1-1-100%	0-0-0%	TOTAL NET YARDS	259	363	TOTAL NET YARDS	259	363			
Total Offensive Plays (inc. times thrown passing)		49	70	EXTRA POINTS Made-Attempts	2-2	3-3	Average gain per offensive play	5.3	5.2	Kicking Made-Attempts	2-2	3-3	No. and Yards Interception Returns	1-0	0-0	NET YARDS RUSHING	65	133	FIELD GOALS Made-Attempts	1-2	1-2	NET YARDS RUSHING	65	133	RED ZONE EFFICIENCY	2-3-67%	3-4-75%	NET YARDS RUSHING	65	133	NET YARDS RUSHING	65	133	NET YARDS RUSHING	65	133	NET YARDS RUSHING	65	133	NET YARDS RUSHING	65	133	NET YARDS RUSHING	65	133	NET YARDS RUSHING	65	133
Total Rushing Plays		18	34	GOAL TO GO EFFICIENCY	0-0-0%	0-0-0%	Average gain per rushing play	3.6	3.9	TOUCHDOWNS	2	3	GOAL TO GO EFFICIENCY	0-0-0%	3-4-75%	Total Rushing Plays	18	34	SAFETIES	17	24	Total Rushing Plays	18	34	SAFETIES	17	24	Total Rushing Plays	18	34	Total Rushing Plays	18	34	Total Rushing Plays	18	34	Total Rushing Plays	18	34	Total Rushing Plays	18	34	Total Rushing Plays	18	34	Total Rushing Plays	18	34
Tackles for a loss-number and yards		0-0	2-3	FINAL SCORE	17	24	Tackles for a loss-number and yards	0-0	2-3	TIME OF POSSESSION	24:33	35:27	FINAL SCORE	17	24	Tackles for a loss-number and yards	0-0	2-3	TIME OF POSSESSION	24:33	35:27	Tackles for a loss-number and yards	0-0	2-3	TIME OF POSSESSION	24:33	35:27	Tackles for a loss-number and yards	0-0	2-3	Tackles for a loss-number and yards	0-0	2-3	Tackles for a loss-number and yards	0-0	2-3	Tackles for a loss-number and yards	0-0	2-3	Tackles for a loss-number and yards	0-0	2-3	Tackles for a loss-number and yards	0-0	2-3	Tackles for a loss-number and yards	0-0	2-3
NET YARDS PASSING		194	230				NET YARDS PASSING	194	230							NET YARDS PASSING	194	230										NET YARDS PASSING	194	230	NET YARDS PASSING	194	230	NET YARDS PASSING	194	230	NET YARDS PASSING	194	230	NET YARDS PASSING	194	230	NET YARDS PASSING	194	230			
Times thrown - yards lost attempting to pass		4-23	0-0				Times thrown - yards lost attempting to pass	4-23	0-0							Times thrown - yards lost attempting to pass	4-23	0-0									Times thrown - yards lost attempting to pass	4-23	0-0	Times thrown - yards lost attempting to pass	4-23	0-0	Times thrown - yards lost attempting to pass	4-23	0-0	Times thrown - yards lost attempting to pass	4-23	0-0	Times thrown - yards lost attempting to pass	4-23	0-0	Times thrown - yards lost attempting to pass	4-23	0-0	Times thrown - yards lost attempting to pass	4-23	0-0	
Gross yards passing		217	230				Gross yards passing	217	230							Gross yards passing	217	230								Gross yards passing	217	230	Gross yards passing	217	230	Gross yards passing	217	230	Gross yards passing	217	230	Gross yards passing	217	230	Gross yards passing	217	230					
PASS ATTEMPTS-COMPLETIONS-HAD INTERCEPTED		27-18-0	36-25-1				PASS ATTEMPTS-COMPLETIONS-HAD INTERCEPTED	27-18-0	36-25-1							PASS ATTEMPTS-COMPLETIONS-HAD INTERCEPTED	27-18-0	36-25-1								PASS ATTEMPTS-COMPLETIONS-HAD INTERCEPTED	27-18-0	36-25-1	PASS ATTEMPTS-COMPLETIONS-HAD INTERCEPTED	27-18-0	36-25-1	PASS ATTEMPTS-COMPLETIONS-HAD INTERCEPTED	27-18-0	36-25-1	PASS ATTEMPTS-COMPLETIONS-HAD INTERCEPTED	27-18-0	36-25-1	PASS ATTEMPTS-COMPLETIONS-HAD INTERCEPTED	27-18-0	36-25-1	PASS ATTEMPTS-COMPLETIONS-HAD INTERCEPTED	27-18-0	36-25-1					
Avg gain per pass play (inc. # thrown passing)		6.3	6.4				Avg gain per pass play (inc. # thrown passing)	6.3	6.4							Avg gain per pass play (inc. # thrown passing)	6.3	6.4							Avg gain per pass play (inc. # thrown passing)	6.3	6.4	Avg gain per pass play (inc. # thrown passing)	6.3	6.4	Avg gain per pass play (inc. # thrown passing)	6.3	6.4	Avg gain per pass play (inc. # thrown passing)	6.3	6.4	Avg gain per pass play (inc. # thrown passing)	6.3	6.4	Avg gain per pass play (inc. # thrown passing)	6.3	6.4						
KICKOFFS Number-In End Zone-Touchbacks		4-2-0	5-5-5				KICKOFFS Number-In End Zone-Touchbacks	4-2-0	5-5-5							KICKOFFS Number-In End Zone-Touchbacks	4-2-0	5-5-5							KICKOFFS Number-In End Zone-Touchbacks	4-2-0	5-5-5	KICKOFFS Number-In End Zone-Touchbacks	4-2-0	5-5-5	KICKOFFS Number-In End Zone-Touchbacks	4-2-0	5-5-5	KICKOFFS Number-In End Zone-Touchbacks	4-2-0	5-5-5	KICKOFFS Number-In End Zone-Touchbacks	4-2-0	5-5-5	KICKOFFS Number-In End Zone-Touchbacks	4-2-0	5-5-5						
PUNTS Number and Average		4-51.8	0-0				PUNTS Number and Average	4-51.8	0-0							PUNTS Number and Average	4-51.8	0-0							PUNTS Number and Average	4-51.8	0-0	PUNTS Number and Average	4-51.8	0-0	PUNTS Number and Average	4																



Baltimore 38, Denver 35 OT

Saturday, Jan. 12, 2013 • 2:36 p.m. MST • Sports Authority Field at Mile High • Denver

WEATHER: Partly Cloudy, 13°. Wind E 8 mph • TIME: 4:11 • ATTENDANCE: 76,732

2012 AFC Divisional Playoff Game

The No. 1-seed Denver Broncos played the fourth-longest game in NFL history, eventually falling to the No. 4-seed Baltimore Ravens 38-35 in the second overtime in front of 76,732 fans at Sports Authority Field at Mile High.

Despite a temperature of 13 degrees at kickoff, marking the coldest postseason game in Broncos history, the teams combined for 877 yards and 73 points in the thriller.

Special teams played a key role for the Broncos early on as midseason acquisition Trindon Holliday returned his first punt 90 yards for a touchdown to give Denver an early 7-0 advantage.

Baltimore answered quickly, as quarterback Joe Flacco hit wide receiver Torrey Smith for a 59-yard scoring pass to knot the score at seven apiece.

The Ravens' momentum continued on Denver's next drive, when cornerback Corey Graham caught a deflected pass and took the interception 39 yards for a touchdown and a 14-7 Baltimore lead.

Broncos quarterback Peyton Manning, who completed 28-of-43 passes (65.1%) for 290 yards and three touchdowns with two interceptions (88.3 rtg.) on the day, recovered from the miscue to lead a 74-yard scoring series—capping the drive with a 15-yard touchdown pass to wide receiver Brandon Stokley.

In the second frame, the Broncos marched 86 yards on eight plays, finishing the scoring drive with a 14-yard strike from Manning to tailback Knowshon Moreno. Flacco and Smith collaborated again to tie the game again just before halftime.

Holliday swung the momentum in Denver's favor again by taking the opening second-half kickoff 104 yards for a touchdown to become the first player in NFL history to score a touchdown on a punt return and a kickoff return.

Denver drove near midfield and threatened to extend its lead near the end of the third quarter before Manning's fumble in the pocket was recovered by Ravens defensive end Paul Kruger.

Four plays later, Baltimore running back Ray Rice scored on a 1-yard touchdown run to tie to the game at 28-28.

Wide receiver Demaryius Thomas caught a 17-yard touchdown pass from Manning with 7:18 remaining, and Denver stopped Baltimore on fourth down on its ensuing possession, but Flacco was able to hit wide receiver Jacoby Jones for a 70-yard touchdown with :31 seconds remaining to send the game to overtime.

The teams battled through a scoreless first overtime, but after a Manning interception near midfield at the end of the fifth frame, the Ravens advanced with a 47-yard field goal by kicker Justin Tucker.

OFFICIALS

Referee — Bill Vinovich (52); **Umpire** — Undrey Wash (96); **Head Linesman** — George Hayward (54); **Line Judge** — Ron Marinucci (107); **Side Judge** — Ronald Tolbert (62); **Field Judge** — Bob Waggoner (25); **Back Judge** — Billy Smith (2); **Replay** — Tom Sifferman.

DENVER BRONCOS

OFFENSE		DEFENSE	
WR 88	D. Thomas	LDE 95	D. Wolfe
LT 78	R. Clady	NT 97	J. Bannan
LG 68	Z. Beadles	DT 99	K. Vickerson
C 67	D. Koppen	RDE 92	E. Dumervil
RG 65	M. Ramirez	SLB 58	V. Miller
RT 74	O. Franklin	MLB 57	K. Brooking
TE 81	J. Dressen	WLB 55	D. Williams
WR 87	E. Decker	LCB 24	C. Bailey
QB 18	P. Manning	RCB 25	C. Harris
RB 27	K. Moreno	FS 26	R. Moore
WR 14	B. Stokley	SS 20	M. Adams

BRONCOS SUBSTITUTIONS: P 4 B.Colquhitt, K 5 M.Prater, WR 11 T.Holliday, WR 12 M.Willis, RB 21 R.Hillman, SS 30 D.Bruton, CB 31 O. Bolden, CB 32 T.Carter, RB 35 L.Ball, FS 36 J.Leonhard, FB 40 J.Hester, LS 46 A.Brewer, MLB 53 S.Johnson, WLB 55 D.Williams, SLB 56 N.Irving, WLB 59 D.Trevathan, G 65 M.Ramirez, DL 70 M.Jackson, T 75 C.Clark, TE 84 J.Tamme, TE 85 V.Green, DE 91 R.Ayers, NT 96 M.Unrein. **DID NOT PLAY:** QB 6 B.Osweller. **INACTIVE:** QB 16 C.Hanie, WR 17 A.Caldwell, CB 22 T.Porter, FB 49 C.Gronkowski, C/G 54 C.Davis, TE 80 J.Thomas, NT 98 S.Siliga.

BALTIMORE RAVENS

OFFENSE		DEFENSE	
WR 82	T. Smith	DT 92	H. Ngata
LT 78	B. McKinnie	DE 96	M. Kemoeatu
LG 72	K. Osemele	NT 99	P. Kruger
C 77	M. Birk	RUSH 55	T. Suggs
RG 73	M. Yanda	WLB 59	D. Ellerbe
RT 74	M. Oher	MLB 52	R. Lewis
TE 84	E. Dickson	CB 23	C. Brown
WR 81	A. Boldin	LCB 24	C. Graham
QB 5	J. Flacco	RCB 29	C. Williams
FB 44	V. Leach	SS 31	B. Pollard
RB 27	R. Rice	FS 20	E. Reed

RAVENS SUBSTITUTIONS: P 4 S.Koch, K 9 J.Tucker, WR/RS 12 J.Jones, WR 17 T.Doss, CB 22 J.Smith, CB 25 A.Jackson, RB 30 B.Pierce, S 32 J.Hedgigo, RB 35 A.Allen, S 37 S.Considine, LS 46 M.Cox, LB 50 A.McClellan, LB 51 B.Ayanbadejo, LB 56 J.Bynes, NT 62 T.Cody, G 63 B.Williams, G/C 66 G.Gradkowski, TE 86 B.Bajema, TE 88 D.Pitt, DE 90 P.McPhee, OLB 91 C.Upshaw, DE 93 D.Tyson, DE 97 A.Jones. **DID NOT PLAY:** QB 2 T.Taylor. **INACTIVE:** WR/RS 16 D.Reed, S 38 O.Brown, CB 39 C.Johnson, OLB 54 A.Hamilton, G/T 70 R.Harewood, WR/RS 83 D.Thompson, DT 95 B.Hall.

		1	2	3	4	OT	TOTAL	FIELD GOALS (made () & missed)	
VISITOR	Baltimore Ravens	14	7	7	7	3	38	J. Tucker	(47)
HOME	Denver Broncos	14	7	7	7	0	35	M. Prater	52SH

Team	Qtr	Clock Time	PLAY DESCRIPTION (Extra Point) (Drive Info)	SCORE	
				Visitor	Home
BRONCOS	1	12:14	T. Holliday 90 yd. punt return (M. Prater kick)	0	7
RAVENS	1	10:31	T. Smith 59 yd. pass from J. Flacco (J. Tucker kick) (4-94, 1:43)	7	7
RAVENS	1	9:49	C. Graham 39 yd. interception return (J. Tucker kick)	14	7
BRONCOS	1	4:02	B. Stokley 15 yd. pass from P. Manning (M. Prater kick) (11-74, 5:47)	14	14
BRONCOS	2	7:26	K. Moreno 14 yd. pass from P. Manning (M. Prater kick) (8-86, 3:35)	14	21
RAVENS	2	0:36	T. Smith 32 yd. pass from J. Flacco (J. Tucker kick) (3-58, 0:40)	21	21
BRONCOS	3	14:47	T. Holliday 104 yd. kickoff return (M. Prater kick)	21	28
RAVENS	3	0:30	R. Rice 1 yd. run (J. Tucker kick) (5-37, 2:27)	28	28
BRONCOS	4	7:11	D. Thomas 17 yd. pass from P. Manning (M. Prater kick) (10-88, 4:58)	28	35
RAVENS	4	0:31	J. Jones 70 yd. pass from J. Flacco (J. Tucker kick) (3-77, 0:38)	35	35
RAVENS	6	13:18	J. Tucker 47 yd. Field Goal (6-16, 2:33)	38	35

FINAL INDIVIDUAL STATISTICS

Baltimore Ravens											Denver Broncos										
RUSHING	ATT	YDS	AVG	LG	TD	RUSHING	ATT	YDS	AVG	LG	TD	RUSHING	ATT	YDS	AVG	LG	TD				
R. Rice	30	131	4.4	32	1	R. Hillman	22	83	3.8	11	0	R. Hillman	22	83	3.8	11	0				
B. Pierce	5	14	2.8	4	0	K. Moreno	10	32	3.2	8	0	K. Moreno	10	32	3.2	8	0				
J. Flacco	2	7	3.5	7	0	J. Hester	8	11	1.4	2	0	J. Hester	8	11	1.4	2	0				
V. Leach	1	3	3.0	3	0	P. Manning	1	-1	-1.0	-1	0	P. Manning	1	-1	-1.0	-1	0				
T. Smith	1	0	0.0	0	0																
T. Smith	1	0	0.0	0	0																
TOTAL	39	155	4.0	32	1	TOTAL	41	125	3.0	11	0	TOTAL	41	125	3.0	11	0				
PASSING	ATT	CMP	YDS	TD	LG	INT	Rtg.	PASSING	ATT	CMP	YDS	TD	LG	INT	Rtg.						
J. Flacco	34	18	331	1/7	3	70	0	116.2	P. Manning	43	28	290	3/17	3	32	2	88.3				
TOTAL	34	18	331	1/7	3	70	0	116.2	TOTAL	43	28	290	3/17	3	32	2	88.3				
PASS RECEIVING	NO	YDS	AVG	LG	TD	PASS RECEIVING	NO	YDS	AVG	LG	TD										
A. Boldin	6	71	11.8	19	0	E. Decker	6	84	14.0	32	0										
T. Smith	3	98	32.7	59	2	J. Dreesen	6	46	7.7	11	0										
D. Pitta	3	55	18.3	24	0	J. Tamme	3	44	14.7	21	0										
E. Dickson	3	29	9.7	14	0	D. Thomas	3	37	12.3	17	1										
J. Jones	2	77	38.5	70	1	B. Stokley	3	27	9.0	15	1										
V. Leach	1	1	1.0	1	0	R. Hillman	3	20	6.7	11	0										
						K. Moreno	2	21	10.5	14	1										
						J. Hester	1	7	7.0	7	0										
						M. Willis	1	4	4.0	4	0										
TOTAL	18	331	18.4	70	3	TOTAL	28	290	10.4	32	3										
INTERCEPTIONS	NO	YDS	AVG	LG	TD	INTERCEPTIONS	NO	YDS	AVG	LG	TD										
C. Graham	2	39	19.5	39	1																
TOTAL	2	39	19.5	39	1	TOTAL	0	0	0.0	—	0										
PUNTING	NO	YDS	AVG	NET	TB	IN20	LG	PUNTING	NO	YDS	AVG	NET	TB	IN20	LG						
S. Koch	8	386	48.3	37.0	0	6	58	B. Colquitt	5	244	48.8	44.4	0	3	59						
TOTAL	8	386	48.3	37.0	0	6	58	TOTAL	5	244	48.8	44.4	0	3	59						
PUNT RETURNS	NO	YDS	AVG	FC	LG	TD	PUNT RETURNS	NO	YDS	AVG	FC	LG	TD								
J. Jones	1	14	14.0	1	14	0	T. Holliday	3	90	30.0	1	90	1								
T. Doss	1	8	8.0	0	8	0	J. Leonhard	0	0	0.0	1	0	0								
E. Reed	1	0	0.0	0	0	0	[DOWNED]	2	0	0.0	0	0	0								
[DOWNED]	1	0	0.0	0	0	0	[OUT OF BOUNDS]	1	0	0.0	0	0	0								
RETURNS	3	22	7.3	1	14	0	RETURNS	3	90	30.0	2	90	1								
KICKOFF RETURNS	NO	YDS	AVG	FC	LG	TD	KICKOFF RETURNS	NO	YDS	AVG	FC	LG	TD								
J. Jones	4	64	16.0	0	24	0	T. Holliday	3	158	52.7	0	104	1								
[TOUCHBACK]	3	0	0.0	0	0	0	L. Ball	1	13	13.0	0	13	0								
							[TOUCHBACK]	2	0	0.0	0	0	0								
RETURNS	4	64	16.0	0	24	0	RETURNS	4	171	42.8	0	104	1								
Baltimore Ravens	Own	Opp.	Out	Denver Broncos	Own	Opp.	Out														
FUMBLES	Fum	Lost	Rec.	Yds	TD	FF	Rec.	Yds	TD	Bnds	Fum	Lost	Rec.	Yds	TD	Bnds					
J. Flacco	1	1	0	0	0	0	0	0	0	0	P. Manning	2	1	0	0	0					
P. McPhee	0	0	0	0	1	0	0	0	0	0	K. Brooking	0	0	0	0	0					
T. Suggs	0	0	0	0	1	0	0	0	0	0											
P. Kruger	0	0	0	0	1	0	0	0	0	0											
TOTAL	1	1	0	0	2	1	0	0	0	0	TOTAL	2	1	0	0	0					

FINAL TEAM STATISTICS

RAVENS					BRONCOS					RAVENS					BRONCOS								
TOTAL FIRST DOWNS										21	30	FGs - PATs Had Blocked										0-0	0-0
By Rushing										4	9	Net Punting Average										37.0	44.4
By Passing										14	15	TOTAL RETURN YARDAGE (Not Including Kickoffs)										61	90
By Penalty										3	6	No. and Yards Punt Returns										3-22	3-90
THIRD DOWN EFFICIENCY										7-17-41%	7-16-44%	No. and Yards Kickoff Returns										4-64	4-171
FOURTH DOWN EFFICIENCY										0-1-0%	1-1-100%	No. and Yards Interception Returns										2-39	0-0
TOTAL NET YARDS										457	398	PENALTIES Number and Yards										8-58	10-87
Total Offensive Plays (inc. times thrown passing)										74	87	FUMBLES Number and Lost										1-1	2-1
Average gain per offensive play										6.5	4.6	TOUCHDOWNS										5	5
NET YARDS RUSHING										155	125	Rushing										1	0
Total Rushing Plays										39	41	Passing										3	3
Average gain per rushing play										4.0	3.0	Interceptions										1	0
Tackles for a loss-number and yards										4-0	2-4	Punt Returns										0	1
NET YARDS PASSING										324	273	Kickoff Returns										0	1
Times thrown - yards lost attempting to pass										1-7	3-17	EXTRA POINTS Made-Attempts										5-5	5-5
Gross yards passing										331	290	Kicking Made-Attempts										5-5	5-5
PASS ATTEMPTS-COMPLETIONS-HAD INTERCEPTED										34-18-0	43-28-2	FIELD GOALS Made-Attempts										1-1	0-1
Avg gain per pass play (inc.# thrown passing)										9.3	5.9	RED ZONE EFFICIENCY										1-1-100%	3-3-100%
KICKOFFS Number-In End Zone-Touchbacks										6-4-2	7-5-3	GOAL TO GO EFFICIENCY										1-1-100%	0-0-0%
PUNTS Number and Average										8-48.3	5-48.8	SAFETIES										0	0
Had Blocked										0	0	FINAL SCORE										38	35
												TIME OF POSSESSION										36:36	40:06

BRONCOS DEFENSIVE STATISTICS

(based on coaches' film review)

PLAYER	UT	A	TT	S-YDS	I-YDS	PD	FF	FR	PLAYER	UT	A	TT	S-YDS	I-YDS	PD	FF	FR
V. Miller	7	2	9	0.5-3.5	0-0	0	0	0	D. Williams	2	1	3	0-0	0-0	0	0	0
W. Woodyard	7	0	7	0-0	0-0	0	0	0	K. Brooking	1	2	3	0-0	0-0	0	0	1
R. Moore	6	1	7	0-0	0-0	0	0	0	M. Unrein	1	2	3	0-0	0-0	0	0	0
J. Bannan	5	2	7	0-0	0-0	1	0	0	C. Bailey	2	0	2	0-0	0-0	1	0	0
K. Vickerson	2	2	4	0-0	0-0	0	0	0	M. Adams	2	0	2	0-0	0-0	1	0	0
C. Harris	3	0	3	0-0	0-0	4	0	0	J. Leonhard	2	0	2	0-0	0-0	0	0	0
E. Dumervil	2	1	3	0.5-3.5	0-0	0	0	0	T. Carter	1	0	1	0-0	0-0	0	0	0
D. Wolfe	2	1	3	0-0	0-0	0	0	0	TEAM TOTALS	45	14	59	1-7	0-0	7	0	1



New England 45, Denver 10

Saturday, Jan. 14, 2012 • 8:15 p.m. EST • Gillette Stadium • Foxborough, Mass.

WEATHER: Partly Cloudy, 24° (wind chill 12°), Wind WNW 13 mph • **TIME:** 3:10 • **ATTENDANCE:** 68,756

2011 AFC Divisional Playoff Game

The Denver Broncos fell short of extending their magical season all the way to the AFC Championship Game with a 45-10 loss to the New England Patriots at Gillette Stadium in front of 68,756 fans.

Unable to avenge its Week 15 home loss to the Patriots, Denver surrendered 509 yards of total offense to New England, including 363 passing yards and an NFL postseason record-tying six touchdowns by quarterback Tom Brady.

Battling frigid temperatures throughout the evening, Brady completed 26-of-34 passes (76.5%) and threw scoring strikes to four different receivers.

Patriots tight end Rob Gronkowski was Brady's primary target throughout the contest, reeling in 10 receptions for 143 yards and three first-half touchdowns.

New England took just 1:51 to record its first touchdown—a 7-yard strike from Brady to wide receiver Wes Welker. Gronkowski made a 10-yard scoring catch on the Patriots' next possession to give the home team an early 14-0 advantage.

An interception by rookie safety Quinton Carter gave Denver the ball at New England's 24-yard line late in the opening quarter, and the Broncos capitalized by cutting the deficit to seven in just four plays. Running back Willis McGahee, who led all rushers with 76 yards on 17 carries (4.5 avg.) scored on a 5-yard run to put Denver on the scoreboard and close to within 14-7.

New England scored 21 unanswered points in the final 7:42 of the second quarter—Brady found Gronkowski for two more scores and connected with wide receiver Deion Branch for a 61-yard touchdown—and the Patriots led 35-7 at the half.

The Patriots thwarted any comeback attempt by the Broncos with a touchdown on their first possession of the second half—a 17-yard pass from Brady to tight end Aaron Hernandez to put them up 42-7.

The two teams traded field goals late in the game for the final 45-10 score that punched New England's ticket to the conference championship for the sixth time in 11 years.

In the loss, Carter became just the ninth rookie in the Super Bowl era to record an interception in back-to-back playoff games.

Broncos wide receiver Demaryius Thomas continued his season surge by catching a team-best six passes for 93 yards (15.5 avg.), and linebacker Joe Mays led all Broncos defenders with nine total tackles (4 solo).

OFFICIALS:

Referee — Gene Steratore (114); **Umpire** — Bill Schuster (129); **Head Linesman** — Wayne Mackie (106); **Line Judge** — Ron Marinucci (107); **Side Judge** — Joe Larrew (73); **Field Judge** — Bob Waggoner (25); **Back Judge** — Dino Paganelli (105); **Replay** — Paul Weidner.

DENVER BRONCOS

OFFENSE	DEFENSE
WR 88 D. Thomas	LDE 98 R. McBean
LT 78 R. Clady	NT 79 M. Thomas
LG 64 Z. Beadles	RDE 92 E. Dumervil
C 50 J. Walton	SLB 58 V. Miller
RG 71 R. Hochstein	MLB 51 J. Mays
RT 74 O. Franklin	WLB 55 D. Williams
TE 86 D. Fells	LCB 24 C. Bailey
TE 81 D. Rosario	RCB 21 A. Goodman
QB 15 T. Tebow	FB 30 D. Bruton
RB 23 W. McGahee	SS 28 Q. Carter
TE 85 V. Green	CB 25 C. Harris

BRONCOS SUBSTITUTIONS: P 4 B. Colquitt, K 5 M. Prater, WR 12 M. Willis, WR 16 D. Goodwin, WR 19 E. Royal, S 26 R. Moore, CB 29 J. Whitte, CB 32 T. Carter, RB 35 L. Ball, S 36 R. Bush, RB 37 J. Johnson, WLB 52 W. Woodyard, LS 54 D. Binn, MLB 56 N. Irving, MLB 57 M. Haggan, LB 59 B. Iwuh, G 65 M. Ramirez, T 75 C. Clark, DT 77 B. Bunkley, DE 90 J. Hunter, DE 91 R. Ayers, DT 96 M. Unrein. **DID NOT PLAY:** QB 9 Brady Quinn, T 76 Tony Hills. **INACTIVE:** S 20 B. Dawkins, LB 53 M. Mohamed, LS 66 L. Paxton, T 72 R. Harris, TE 80 J. Thomas, WR 87 E. Decker, DE 95 D. Harvey.

NEW ENGLAND PATRIOTS

OFFENSE	DEFENSE
WR 83 W. Welker	LE 75 V. Wilfork
LT 72 M. Light	DT 74 K. Love
LG 70 L. Mankins	DT 71 B. Deaderick
C 63 D. Connolly	RE 95 M. Anderson
RG 54 B. Waters	LB 50 R. Ninkovich
RT 77 N. Solder	LB 51 J. Mayo
TE 87 R. Gronkowski	LB 55 B. Spikes
WR 84 D. Branch	LCB 32 D. McCourty
QB 12 T. Brady	RCB 24 K. Arrington
TE 81 A. Hernandez	S 44 J. Ihedigbo
RB 42 B. Green-Ellis	S 25 P. Chung

PATRIOTS SUBSTITUTIONS: K 3 S. Gostkowski, WR 10 T. Underwood, WR 11 J. Edelman, P 14 Z. Mesko, WR 18 M. Slater, RB 22 S. Ridley, CB 27 A. Molden, DB 29 S. Moore, S 31 S. Brown, RB 33 K. Faulk, FB 36 L. Polite, RB 39 D. Woodhead, DB 41 M. Williams, LS 48 D. Aiken, LB 52 D. Fletcher, L 58 T. White, OL 61 M. Cannon, C 62 R. Wendell, OL 65 N. McDonald, WR 85 C. Ochocinco, LB 90 N. Koussouvides, DE 94 S. Ellis, DL 98 G. Warren. **DID NOT PLAY:** QB 8 B. Hoyer. **INACTIVE:** QB 15 R. Mallett, DB 23 N. Jones, RB 34 S. Vereen, LB 59 G. Guyton, OL 64 D. Thomas, T 76 S. Vollmer, DL 97 R. Brace.

		1	2	3	4	OT	TOTAL	FIELD GOALS (made () & missed)
VISITOR	Denver Broncos	0	7	3	0	—	10	M. Prater (41)
HOME	New England Patriots	14	21	7	3	—	45	S. Gostkowski (20)

Team	Qtr	Clock Time	PLAY DESCRIPTION (Extra Point) (Drive Info)	SCORE	
				Visitor	Home
PATRIOTS	1	13:09	W. Welker 7 yd. pass from T. Brady (S. Gostkowski kick) (5-80, 1:51)	0	7
PATRIOTS	1	6:42	R. Gronkowski 10 yd. pass from T. Brady (S. Gostkowski kick) (7-59, 3:25)	0	14
BRONCOS	2	14:54	W. McGahee 5 yd. run (M. Prater kick) (4-24, 2:06)	7	14
PATRIOTS	2	7:42	R. Gronkowski 12 yd. pass from T. Brady (S. Gostkowski kick) (8-52, 3:35)	7	21
PATRIOTS	2	1:57	D. Branch 61 yd. pass from T. Brady (S. Gostkowski kick) (2-72, 0:30)	7	28
PATRIOTS	2	0:05	R. Gronkowski 19 yd. pass from T. Brady (S. Gostkowski kick) (5-58, 1:04)	7	35
PATRIOTS	3	11:46	A. Hernandez 17 yd. pass from T. Brady (S. Gostkowski kick) (4-44, 1:40)	7	42
BRONCOS	3	2:14	M. Prater 41 yd. Field Goal (14-58, 6:16)	10	42
PATRIOTS	4	12:39	S. Gostkowski 20 yd. Field Goal (11-78, 4:35)	10	45

FINAL INDIVIDUAL STATISTICS

Denver Broncos											New England Patriots																																																																																																																																																																																																																																																																																																																																																																																																																																																																																																																																																																																																																																																																				
RUSHING																																																																																																																																																																																																																																																																																																																																																																																																																																																																																																																																																																																																																																																																															
W. McGahee	ATT	YDS	AVG	LG	TD	A. Hernandez	ATT	YDS	AVG	LG	TD	L. Ball	13	44	3.4	13	0	B Green-Ellis	13	28	2.2	9	0	T. Tebow	5	13	2.6	14	0	D. Woodhead	4	25	6.3	11	0	J. Johnson	4	10	2.5	6	0	S. Ridley	4	21	5.3	11	0	E. Royal	1	1	1.0	1	0	T. Brady	3	8	2.7	4	0	L. Polite	1	3	3.0	3	0	TOTAL	40	144	3.6	19	1	TOTAL	30	146	4.9	43	0													PASSING																						T. Tebow	ATT	CMP	YDS	TD	LG	IN	Rtg.	T. Brady	ATT	CMP	YDS	TD	LG	IN	Rtg.	TOTAL	26	9	136	5/28	0	41	52.7	TOTAL	34	26	363	0/0	6	61	137.6	PASS RECEIVING																						D. Thomas	NO	YDS	AVG	LG	TD	R. Gronkowski	NO	YDS	AVG	LG	TD	E. Royal	2	25	12.5	15	0	W. Welker	6	55	9.2	17	1	M. Willis	1	18	18.0	18	0	A. Hernandez	4	55	13.8	20	1							D. Branch	3	85	28.3	61	1							J. Edelman	1	11	11.0	11	0							B. Green-Ellis	1	8	8.0	8	0							S. Ridley	1	4	4.0	4	0							TOTAL	9	136	15.1	41	0	TOTAL	26	363	14.0	61	0							INTERCEPTIONS																						Q. Carter	NO	YDS	AVG	LG	TD		NO	YDS	AVG	LG	TD	TOTAL	1	17	17.0	17	0	TOTAL	0	0	0.0	—	0	PUNTING																						B. Colquitt	NO	YDS	AVG	NET	TB	IN20	LG	Z. Mesko	NO	YDS	AVG	NET	TB	IN20	LG	TOTAL	7	272	38.9	34.9	0	1	44	TOTAL	3	126	42.0	42.0	0	3	48	PUNT RETURNS																						E. Royal	NO	YDS	AVG	FC	LG	TD	J. Edelman	NO	YDS	AVG	FC	LG	TD	[DOWNED]	1	0	0.0	0	—	0	W. Welker	0	0	0.0	1	—	0	[OUT OF BOUNDS]	1	0	0.0	0	—	0	K. Faulk	0	0	0.0	2	—	0	RETURNS	2	0	0.0	1	—	0	[DOWNED]	1	0	0.0	0	—	0	RETURNS	2	0	0.0	1	—	0	RETURNS	2	28	14.0	4	15	0	KICKOFF RETURNS																						M. Willis	NO	YDS	AVG	FC	LG	TD	D. Woodhead	NO	YDS	AVG	FC	LG	TD	[TOUCHBACK]	4	0	0.0	0	—	0	[TOUCHBACK]	2	0	0.0	0	—	0	RETURNS	4	68	17.0	0	25	0	RETURNS	1	28	28.0	0	28	0	FUMBLES																						M. Willis	Fum	Lost	Rec.	Yds	TD	FF	Rec.	Yds	TD	Bnds	S. Ridley	1	1	0	0	0	0	0	0	T. Tebow	1	1	0	0	0	0	0	0	0	0	K. Arrington	0	0	0	0	1	0	0	0	0	B. Bunkley	0	0	0	0	1	0	0	0	0	0	R. Ninkovich	0	0	0	0	1	0	0	0	0	M. Thomas	0	0	0	0	0	1	0	0	0	0	B. Spikes	0	0	0	0	0	1	0	0	0	TOTAL	2	1	0	0	1	0	0	0	0	0	TOTAL	1	1	0	0	2	1	0	0	0
TOTAL	40	144	3.6	19	1	TOTAL	30	146	4.9	43	0																																																																																																																																																																																																																																																																																																																																																																																																																																																																																																																																																																																																																																																																				
PASSING																																																																																																																																																																																																																																																																																																																																																																																																																																																																																																																																																																																																																																																																															
T. Tebow	ATT	CMP	YDS	TD	LG	IN	Rtg.	T. Brady	ATT	CMP	YDS	TD	LG	IN	Rtg.																																																																																																																																																																																																																																																																																																																																																																																																																																																																																																																																																																																																																																																																
TOTAL	26	9	136	5/28	0	41	52.7	TOTAL	34	26	363	0/0	6	61	137.6																																																																																																																																																																																																																																																																																																																																																																																																																																																																																																																																																																																																																																																																
PASS RECEIVING																																																																																																																																																																																																																																																																																																																																																																																																																																																																																																																																																																																																																																																																															
D. Thomas	NO	YDS	AVG	LG	TD	R. Gronkowski	NO	YDS	AVG	LG	TD	E. Royal	2	25	12.5	15	0	W. Welker	6	55	9.2	17	1	M. Willis	1	18	18.0	18	0	A. Hernandez	4	55	13.8	20	1							D. Branch	3	85	28.3	61	1							J. Edelman	1	11	11.0	11	0							B. Green-Ellis	1	8	8.0	8	0							S. Ridley	1	4	4.0	4	0							TOTAL	9	136	15.1	41	0	TOTAL	26	363	14.0	61	0							INTERCEPTIONS																						Q. Carter	NO	YDS	AVG	LG	TD		NO	YDS	AVG	LG	TD	TOTAL	1	17	17.0	17	0	TOTAL	0	0	0.0	—	0	PUNTING																						B. Colquitt	NO	YDS	AVG	NET	TB	IN20	LG	Z. Mesko	NO	YDS	AVG	NET	TB	IN20	LG	TOTAL	7	272	38.9	34.9	0	1	44	TOTAL	3	126	42.0	42.0	0	3	48	PUNT RETURNS																						E. Royal	NO	YDS	AVG	FC	LG	TD	J. Edelman	NO	YDS	AVG	FC	LG	TD	[DOWNED]	1	0	0.0	0	—	0	W. Welker	0	0	0.0	1	—	0	[OUT OF BOUNDS]	1	0	0.0	0	—	0	K. Faulk	0	0	0.0	2	—	0	RETURNS	2	0	0.0	1	—	0	[DOWNED]	1	0	0.0	0	—	0	RETURNS	2	0	0.0	1	—	0	RETURNS	2	28	14.0	4	15	0	KICKOFF RETURNS																						M. Willis	NO	YDS	AVG	FC	LG	TD	D. Woodhead	NO	YDS	AVG	FC	LG	TD	[TOUCHBACK]	4	0	0.0	0	—	0	[TOUCHBACK]	2	0	0.0	0	—	0	RETURNS	4	68	17.0	0	25	0	RETURNS	1	28	28.0	0	28	0	FUMBLES																						M. Willis	Fum	Lost	Rec.	Yds	TD	FF	Rec.	Yds	TD	Bnds	S. Ridley	1	1	0	0	0	0	0	0	T. Tebow	1	1	0	0	0	0	0	0	0	0	K. Arrington	0	0	0	0	1	0	0	0	0	B. Bunkley	0	0	0	0	1	0	0	0	0	0	R. Ninkovich	0	0	0	0	1	0	0	0	0	M. Thomas	0	0	0	0	0	1	0	0	0	0	B. Spikes	0	0	0	0	0	1	0	0	0	TOTAL	2	1	0	0	1	0	0	0	0	0	TOTAL	1	1	0	0	2	1	0	0	0																																																																																																																																																																						
TOTAL	9	136	15.1	41	0	TOTAL	26	363	14.0	61	0																																																																																																																																																																																																																																																																																																																																																																																																																																																																																																																																																																																																																																																																				
INTERCEPTIONS																																																																																																																																																																																																																																																																																																																																																																																																																																																																																																																																																																																																																																																																															
Q. Carter	NO	YDS	AVG	LG	TD		NO	YDS	AVG	LG	TD																																																																																																																																																																																																																																																																																																																																																																																																																																																																																																																																																																																																																																																																				
TOTAL	1	17	17.0	17	0	TOTAL	0	0	0.0	—	0																																																																																																																																																																																																																																																																																																																																																																																																																																																																																																																																																																																																																																																																				
PUNTING																																																																																																																																																																																																																																																																																																																																																																																																																																																																																																																																																																																																																																																																															
B. Colquitt	NO	YDS	AVG	NET	TB	IN20	LG	Z. Mesko	NO	YDS	AVG	NET	TB	IN20	LG																																																																																																																																																																																																																																																																																																																																																																																																																																																																																																																																																																																																																																																																
TOTAL	7	272	38.9	34.9	0	1	44	TOTAL	3	126	42.0	42.0	0	3	48																																																																																																																																																																																																																																																																																																																																																																																																																																																																																																																																																																																																																																																																
PUNT RETURNS																																																																																																																																																																																																																																																																																																																																																																																																																																																																																																																																																																																																																																																																															
E. Royal	NO	YDS	AVG	FC	LG	TD	J. Edelman	NO	YDS	AVG	FC	LG	TD																																																																																																																																																																																																																																																																																																																																																																																																																																																																																																																																																																																																																																																																		
[DOWNED]	1	0	0.0	0	—	0	W. Welker	0	0	0.0	1	—	0																																																																																																																																																																																																																																																																																																																																																																																																																																																																																																																																																																																																																																																																		
[OUT OF BOUNDS]	1	0	0.0	0	—	0	K. Faulk	0	0	0.0	2	—	0																																																																																																																																																																																																																																																																																																																																																																																																																																																																																																																																																																																																																																																																		
RETURNS	2	0	0.0	1	—	0	[DOWNED]	1	0	0.0	0	—	0																																																																																																																																																																																																																																																																																																																																																																																																																																																																																																																																																																																																																																																																		
RETURNS	2	0	0.0	1	—	0	RETURNS	2	28	14.0	4	15	0																																																																																																																																																																																																																																																																																																																																																																																																																																																																																																																																																																																																																																																																		
KICKOFF RETURNS																																																																																																																																																																																																																																																																																																																																																																																																																																																																																																																																																																																																																																																																															
M. Willis	NO	YDS	AVG	FC	LG	TD	D. Woodhead	NO	YDS	AVG	FC	LG	TD																																																																																																																																																																																																																																																																																																																																																																																																																																																																																																																																																																																																																																																																		
[TOUCHBACK]	4	0	0.0	0	—	0	[TOUCHBACK]	2	0	0.0	0	—	0																																																																																																																																																																																																																																																																																																																																																																																																																																																																																																																																																																																																																																																																		
RETURNS	4	68	17.0	0	25	0	RETURNS	1	28	28.0	0	28	0																																																																																																																																																																																																																																																																																																																																																																																																																																																																																																																																																																																																																																																																		
FUMBLES																																																																																																																																																																																																																																																																																																																																																																																																																																																																																																																																																																																																																																																																															
M. Willis	Fum	Lost	Rec.	Yds	TD	FF	Rec.	Yds	TD	Bnds	S. Ridley	1	1	0	0	0	0	0	0																																																																																																																																																																																																																																																																																																																																																																																																																																																																																																																																																																																																																																																												
T. Tebow	1	1	0	0	0	0	0	0	0	0	K. Arrington	0	0	0	0	1	0	0	0	0																																																																																																																																																																																																																																																																																																																																																																																																																																																																																																																																																																																																																																																											
B. Bunkley	0	0	0	0	1	0	0	0	0	0	R. Ninkovich	0	0	0	0	1	0	0	0	0																																																																																																																																																																																																																																																																																																																																																																																																																																																																																																																																																																																																																																																											
M. Thomas	0	0	0	0	0	1	0	0	0	0	B. Spikes	0	0	0	0	0	1	0	0	0																																																																																																																																																																																																																																																																																																																																																																																																																																																																																																																																																																																																																																																											
TOTAL	2	1	0	0	1	0	0	0	0	0	TOTAL	1	1	0	0	2	1	0	0	0																																																																																																																																																																																																																																																																																																																																																																																																																																																																																																																																																																																																																																																											

FINAL TEAM STATISTICS

	BRONCOS	PATRIOTS		BRONCOS	PATRIOTS
TOTAL FIRST DOWNS	15	31	Fgs - PATs Had Blocked	0-0	0-0
By Rushing	7	9	Net Punting Average	34.9	42.0
By Passing	7	19	TOTAL RETURN YARDAGE (Not Including Kickoffs)	17	28
By Penalty	1	3	No. and Yards Punt Returns	0-0	2-28
THIRD DOWN EFFICIENCY	7-18-39%	3-6-50%	No. and Yards Kickoff Returns	4-68	1-28
FOURTH DOWN EFFICIENCY	2-3-67%	0-0-0%	No. and Yards Interception Returns	1-17	0-0
TOTAL NET YARDS	252	509	PENALTIES Number and Yards	5-55	2-20
Total Offensive Plays (inc. times thrown passing)	71	64	FUMBLES Number and Lost	2-1	1-1
Average gain per offensive play	3.5	8.0	TOUCHDOWNS	1	6
NET YARDS RUSHING	144	146	Rushing	1	0
Total Rushing Plays	40	30	Passing	0	6
Average gain per rushing play	3.6	4.9	EXTRA POINTS Made-Attempts	1-1	6-6
Tackles for a loss-number and yards	9-26	3-5	Kicking Made-Attempts	1-1	6-6
NET YARDS PASSING	108	363	FIELD GOALS Made-Attempts	1-1	1-1
Times thrown - yards lost attempting to pass	5-28	0-0	RED ZONE EFFICIENCY	1-3-33%	5-6-83%
Gross yards passing	136	363	GOAL TO GO EFFICIENCY	1-2-50%	1-2-50%
PASS ATTEMPTS-COMPLETIONS-HAD INTERCEPTED	26-9-0	34-26-1	SAFETIES	0	0
Avg gain per pass play (inc. # thrown passing)	3.5	10.7	FINAL SCORE	10	45
KICKOFFS Number-In End Zone-Touchbacks	3-2-2	8-6-4	TIME OF POSSESSION	33:23	26:37
PUNTS Number and Average	7-38.9	3-42.0			
Had Blocked	0	0			

BRONCOS DEFENSIVE STATISTICS

(based on coaches' film review)

PLAYER	UT	A	TT	S-YDS	I-YDS	PD	FF	FR	PLAYER	UT	A	TT	S-YDS	I-YDS	PD	FF	FR
J. Mays	4	5	9	0-0	0-0	1	0	0	J. Hunter	1	2	3	0-0	0-0	0	0	0
C. Harris	3	5	8	0-0	0-0	0	0	0	A. Goodman	2	0	2	0-0	0-0	0	0	0
R. Bush	2	6	8	0-0	0-0	0	0	0	C. Bailey	0	2	2	0-0	0-0	0	0	0
D. Williams	1	7	8	0-0	0-0	0	0	0	R. Ayers	0	2	2	0-0	0-0	0	0	0
D. Bruton	3	4	7	0-0	0-0	0	0	0	N. Irving	1	0	1	0-0	0-0	0	0	0
R. McBean	4	1	5	0-0	0-0	0	0	0	E. Dumervil	0	1	1	0-0	0-0	0	0	0
Q. Carter	1	4	5	0-0	1-17	1	0	0	M. Unrein	0	1	1	0-0	0-0	0	0	0
B. Bunkley	2	2	4	0-0	0-0	0	1	0	TEAM TOTALS	27	46	73	0-0	1-17	2	1	1
M. Thomas	2	2	4	0-0	0-0	0	0	1									
R. Moore	1	2	3	0-0	0-0	0	0	0									



Denver 29, Pittsburgh 23 OT

Sunday, Jan. 8, 2012 • 2:40 p.m. MST • Sports Authority Field at Mile High • Denver

WEATHER: Sunny, 40° (wind chill 36°), Wind S 6 mph • **TIME:** 3:27 • **ATTENDANCE:** 75,970

2011 AFC Wild Card Game

The Denver Broncos rode record-setting performances by wide receiver Demaryius Thomas and quarterback Tim Tebow to a 29-23 overtime victory over the Pittsburgh Steelers in front of a sell-out crowd at Sports Authority Field at Mile High.

With the win, the Broncos snapped a three-game losing streak to end the regular season and earned their first playoff victory in six years.

Thomas set a franchise postseason record for receiving yards, catching four passes for 204 yards (51.0 avg.), including an 80-yard touchdown reception on the first play of overtime to secure the win. Tebow completed 10-of-21 passes for a career-high 316 yards and two scores against the NFL's top-ranked defense.

The Steelers seized momentum early, opening up a 6-0 lead in the first quarter on the strength of two Sean Suisham field goals, but the Broncos shook off the slow start, outscoring the Steelers 20-0 in the second quarter.

Wide receiver Eddie Royal put the Broncos on the board, hauling in a 30-yard touchdown pass from Tebow in tight coverage. Tebow followed the score with a touchdown of his own, an 8-yard run with 10:36 remaining in the second quarter to give Denver a 14-6 lead.

Broncos kicker Matt Prater added a pair of field goals before the half to give Denver a 20-6 advantage at the break.

On their only possession of the third quarter, the Steelers sustained an 11-play, 92-yard drive that was capped by a one-yard run by wide receiver Mike Wallace to bring them within a touchdown, 20-13. Prater added to the lead on the Broncos' ensuing possession, connecting on a 35-yard field goal to give Denver a 10-point cushion.

After Broncos running back Willis McGahee was stripped by Pittsburgh safety Ryan Mundy near midfield late in the game, Pittsburgh quarterback Ben Roethlisberger took advantage of the field position, finding wide receiver Jerrieco Cotchery for a 31-yard touchdown to knot the score at 23-23. Pittsburgh threatened once more in the final minute of regulation, but a sack of Roethlisberger by defensive end Robert Ayers ended the drive and sent the game into overtime.

On the first play in the extra frame, Thomas broke free for a completion over the middle and rumbled 80 yards for the longest game-ending play in overtime in postseason history to secure a 29-23 victory.

OFFICIALS:

Referee — Ron Winter (14); **Umpire** — Richard Hall (49); **Head Linesman** — Julian Mapp (52); **Line Judge** — Gary Arthur (108); **Side Judge** — Ronald Torbert (62); **Field Judge** — Scott Steinhilber (88); **Back Judge** — Richard Reels (83); **Replay** — Carl Madsen.

DENVER BRONCOS

OFFENSE		DEFENSE	
WR 87 E. Decker		DE 56 R. Ayers	
WR 88 D. Thomas		NT 77 B. Bunkley	
LT 78 R. Clady		DT 79 M. Thomas	
LG 64 Z. Beadles		RDE 92 E. Dumervil	
C 50 J. Walton		SLB 58 V. Miller	
RG 71 R. Hochstein		MLB 51 J. Mays	
RT 74 O. Franklin		WLB 55 D. Williams	
TE 86 D. Fells		LCB 24 C. Bailey	
WR 19 E. Royal		RCB 21 A. Goodman	
QB 15 T. Tebow		FS 30 D. Bruton	
RB 23 W. McGahee		SS 28 Q. Carter	

BRONCOS SUBSTITUTIONS: P 4 B. Colquitt, K 5 M. Prater, WR 12 M. Willis, CB 25 C. Harris, CB 29 J. Wilhite, CB 32 T. Carter, RB 35 L. Ball, S 36 R. Bush, RB 37 J. Johnson, WLB 52 W. Woodyard, MLB 56 N. Irving, MLB 57 M. Haggan, LB 59 B. Iwuh, G 65 M. Ramirez, LS 66 L. Paxton, T 75 C. Clark, T 76 T. Hills, TE 81 D. Rosario, TE 85 V. Green, DE 90 J. Hunter, DT 96 M. Unrein, DT 98 R. McBean, **DID NOT PLAY:** QB 9 B. Quinn, S 26 R. Moore. **INACTIVE:** S 20 B. Dawkins, FB 40 A. Sylvester, FB 46 S. Larsen, LB 53 M. Mohamed, T 72 R. Harris, TE 80 J. Thomas, DE 95 D. Harvey.

PITTSBURGH STEELERS

OFFENSE		DEFENSE	
LT 78 M. Starks		DE 96 Z. Hood	
LG 68 C. Kemoeatu		NT 98 C. Hampton	
C 64 D. Legursky		DE 99 B. Keisel	
RG 73 R. Foster		LOLB 56 L. Woodley	
RT 77 M. Gilbert		LILB 51 J. Farrow	
TE 83 H. Miller		RILB 94 L. Timmons	
TE 82 W. Saunders		ROLB 92 J. Harrison	
RB 33 I. Redman		LCB 22 W. Gay	
FB 85 D. Johnson		FS 29 R. Mundy	
QB 7 B. Roethlisberger		SS 43 T. Polamalu	
WR 17 M. Wallace		RCB 24 I. Taylor	

STEELERS SUBSTITUTIONS: K 6 S. Suisham, P 13 J. Kapinos, CB 20 B. McFadden, CB 23 K. Lewis, S 26 W. Allen, RB 30 C. Spann, CB 37 A. Madison, RB 38 J. Clay, S 42 D. Cromartie-Smith, LB 50 L. Foote, LB 55 S. Sylvester, LS 60 G. Warren, OT 72 J. Scott, OG 79 T. Essex, WR 81 A. Battle, WR 84 A. Brown, WR 86 H. Ward, WR 88 E. Sanders, WR 89 J. Cotchery, NT 90 S. McLendon, LB 93 J. Worldis, DE 97 C. Heyward, **DID NOT PLAY:** QB 10 D. Dixon, QB 16 C. Batch, **DID NOT PLAY:** QB 10 D. Dixon, QB 16 C. Batch. **INACTIVE:** RB 21 M. Moore, S 25 R. Clark, CB 28 C. Allen, C 53 M. Pouncey, LB 57 M. Ivy, DE 65 A. Woods, OT 69 J. Meredith.

		1	2	3	4	OT	TOTAL	FIELD GOALS (made () & missed)	
VISITOR	Pittsburgh Steelers	6	0	7	10	0	23	S. Suisham (45) (38) (37)	
HOME	Denver Broncos	0	20	0	3	6	29	M. Prater (20) (28) (35)	

Team	Qtr	Clock Time	PLAY DESCRIPTION (Extra Point) (Drive Info)	SCORE	
				Visitor	Home
STEELERS	1	11:14	S. Suisham 45 yd. Field Goal (8-53, 3:46)	3	0
STEELERS	1	0:23	S. Suisham 38 yd. Field Goal (12-47, 5:50)	6	0
BRONCOS	2	13:24	E. Royal 30 yd. pass from T. Tebow (M. Prater kick) (5-80, 1:59)	6	7
BRONCOS	2	10:36	T. Tebow 8 yd. run (M. Prater kick) (4-73, 2:18)	6	14
BRONCOS	2	7:30	M. Prater 20 yd. Field Goal (4-16, 1:44)	6	17
BRONCOS	2	1:05	M. Prater 28 yd. Field Goal (8-59, 4:04)	6	20
STEELERS	3	4:29	M. Wallace 1 yd. run (S. Suisham kick) (11-87, 5:56)	13	20
BRONCOS	4	13:10	M. Prater 35 yd. Field Goal (12-63, 6:19)	13	23
STEELERS	4	9:59	S. Suisham 37 yd. Field Goal (7-61, 3:11)	16	23
STEELERS	4	3:48	J. Cotchery 31 yd. pass from B. Roethlisberger (S. Suisham kick) (7-55, 3:47)	23	23
BRONCOS	5	14:49	D. Thomas 80 yd. pass from T. Tebow (1-80, 0:11)	23	29

FINAL INDIVIDUAL STATISTICS

Pittsburgh Steelers										Denver Broncos														
RUSHING	ATT	YDS	AVG	LG	TD	RUSHING	ATT	YDS	AVG	LG	TD	RUSHING	ATT	YDS	AVG	LG	TD							
I. Redman	17	121	7.1	32	0	W. McGahee	19	61	3.2	11	0	A. Brown	1	18	18.0	18	0							
B. Roethlisberger	3	15	5.0	9	0	T. Tebow	10	50	5.0	11	1	B. Roethlisberger	1	1	1.0	1	0							
J. Clay	1	1	1.0	1	0	L. Ball	4	11	2.8	5	0	M. Wallace	1	1	1.0	1	1							
M. Wallace	1	1	1.0	1	1	E. Decker	1	9	9.0	9	0	TOTAL	23	156	6.8	32	1							
TOTAL	23	156	6.8	32	1	TOTAL	34	131	3.9	11	1	TOTAL	34	131	3.9	11	1							
PASSING	ATT	CMP	YDS	YD	TD	LG	IN	Rtg.	PASSING	ATT	CMP	YDS	YD	TD	LG	IN	Rtg.							
B. Roethlisberger	40	22	289	5/45	1	33	1	75.9	T. Tebow	21	10	316	0/0	2	80	0	125.6							
TOTAL	40	22	289	5/45	1	33	1	75.9	TOTAL	21	10	316	0/0	2	80	0	125.6							
PASS RECEIVING	NO	YDS	AVG	LG	TD	PASS RECEIVING	NO	YDS	AVG	LG	TD	PASS RECEIVING	NO	YDS	AVG	LG	TD							
E. Sanders	6	81	13.5	18	0	D. Thomas	4	204	51.0	30	1	A. Brown	5	70	14.0	25	0							
A. Brown	5	60	12.0	33	0	E. Royal	3	49	16.3	30	1	H. Miller	5	60	12.0	33	0							
M. Wallace	3	26	8.7	17	0	D. Fells	2	57	28.5	40	0	M. Wallace	3	26	8.7	17	0							
I. Redman	2	21	10.5	12	0	L. Ball	1	6	6.0	6	0	J. Clay	2	21	10.5	12	0							
J. Cocthery	1	31	31.0	31	1	TOTAL	10	316	31.6	80	2	TOTAL	22	289	13.1	33	1							
TOTAL	22	289	13.1	33	1	TOTAL	10	316	31.6	80	2	TOTAL	22	289	13.1	33	1							
INTERCEPTIONS	NO	YDS	AVG	LG	TD	INTERCEPTIONS	NO	YDS	AVG	LG	TD	INTERCEPTIONS	NO	YDS	AVG	LG	TD							
Q. Carter	1	9	9.0	9	0	TOTAL	1	9	9.0	9	0	TOTAL	1	9	9.0	9	0							
TOTAL	0	0	0.0	0	0	TOTAL	1	9	9.0	9	0	TOTAL	1	9	9.0	9	0							
PUNTING	NO	YDS	AVG	NET	TB	IN20	LG	PUNTING	NO	YDS	AVG	NET	TB	IN20	LG	TD								
J. Kapinos	4	184	46.0	39.3	0	2	62	B. Colquitt	4	164	41.0	41.0	0	1	50	0								
TOTAL	4	184	46.0	39.3	0	2	62	TOTAL	4	164	41.0	41.0	0	1	50	0								
PUNT RETURNS	NO	YDS	AVG	FC	LG	TD	PUNT RETURNS	NO	YDS	AVG	FC	LG	TD	PUNT RETURNS	NO	YDS	AVG	FC	LG	TD				
A. Brown	0	0	0.0	3	—	0	E. Royal	3	27	9.0	1	18	0	A. Brown	0	0	0.0	3	—	0				
[DOWNED]	1	0	0.0	0	—	0	RETURNS	3	27	9.0	1	18	0	[DOWNED]	1	0	0.0	0	—	0				
RETURNS	0	0	0.0	3	—	0	RETURNS	3	27	9.0	1	18	0	RETURNS	0	0	0.0	3	—	0				
KICKOFF RETURNS	NO	YDS	AVG	FC	LG	TD	KICKOFF RETURNS	NO	YDS	AVG	FC	LG	TD	KICKOFF RETURNS	NO	YDS	AVG	FC	LG	TD				
[TOUCHBACK]	6	0	0.0	0	—	0	M. Willis	1	19	19.0	0	19	0	[TOUCHBACK]	6	0	0.0	0	—	0				
RETURNS	0	0	0.0	0	—	0	RETURNS	1	19	19.0	0	19	0	RETURNS	0	0	0.0	0	—	0				
Pittsburgh Steelers	Own	Opp.	Out	FUMBLES	Fum	Lost	Rec.	Yds	TD	FF	Rec.	Yds	TD	Bnds	Denver Broncos	Own	Opp.	Out						
B. Roethlisberger	1	0	1	0	0	0	0	0	0	0	0	0	0	0	W. McGahee	2	1	0	0	0	0	0	0	0
B. Lagursky	1	0	0	-23	0	0	0	0	0	0	0	0	0	0	J. Walton	0	0	1	0	0	0	0	0	0
H. Miller	0	0	1	0	0	0	0	0	0	0	0	0	0	0	E. Dumervil	0	0	0	0	0	1	0	0	0
R. Mundy	0	0	0	0	0	2	0	0	0	0	0	0	0	0	TOTAL	2	1	1	0	0	1	0	0	0
L. Woodley	0	0	0	0	0	1	0	0	0	0	0	0	0	0	TOTAL	2	1	1	0	0	1	0	0	0
TOTAL	2	0	2	-23	0	2	1	0	0	0	0	0	0	TOTAL	2	1	1	0	0	1	0	0	0	

FINAL TEAM STATISTICS

STEELERS										BRONCOS									
TOTAL FIRST DOWNS	21					18					FGs - PATs Had Blocked	0-0							
By Rushing	9					6					Net Punting Average	39.3							
By Passing	11					9					TOTAL RETURN YARDAGE (Not Including Kickoffs)	0							
By Penalty	1					3					No. and Yards Punt Returns	0-0							
THIRD DOWN EFFICIENCY	7-16-44%					3-10-30%					No. and Yards Kickoff Returns	0-0							
FOURTH DOWN EFFICIENCY	0-1-0%					0-0-0%					No. and Yards Interception Returns	0-0							
TOTAL NET YARDS	400					447					PENALTIES Number and Yards	6-61							
Total Offensive Plays (inc. times thrown passing)	68					55					FUMBLES Number and Lost	2-0							
Average gain per offensive play	5.9					8.1					TOUCHDOWNS	2							
NET YARDS RUSHING	156					131					Rushing	1							
Total Rushing Plays	23					34					Passing	1							
Average gain per rushing play	6.8					3.9					EXTRA POINTS Made-Attempts	2-2							
Tackles for a loss-number and yards	0-0					2-4					Kicking Made-Attempts	2-2							
NET YARDS PASSING	244					316					FIELD GOALS Made-Attempts	3-3							
Times thrown - yards lost attempting to pass	5-45					0-0					RED ZONE EFFICIENCY	1-2-50%							
Gross yards passing	289					316					GOAL TO GO EFFICIENCY	1-1-100%							
PASS ATTEMPTS-COMPLETIONS-HAD INTERCEPTED	40-22-1					21-10-0					SAFETIES	0							
Avg gain per pass play (inc. # thrown passing)	5.4					15.0					FINAL SCORE	23							
KICKOFFS Number-In End Zone-Touchbacks	7-7-6					6-6-6					TIME OF POSSESSION	31:06							
PUNTS Number and Average	4-46.0					4-41.0					29:05								
Had Blocked	0					0													

BRONCOS DEFENSIVE STATISTICS

(based on press box totals)

STEELERS										BRONCOS									
PLAYER	UT	A	TT	S-YDS	I-YDS	PD	FF	FR	PLAYER	UT	A	TT	S-YDS	I-YDS	PD	FF	FR		
D. Bruton	8	0	8	0-0	0-0	1	0	0	A. Goodman	3	0	3	0-0	0-0	0	0	0		
J. Mays	5	1	6	0-0	0-0	0	0	0	B. Bunkley	2	0	2	1-6	0-0	0	0	0		
D. Williams	5	0	5	0-0	0-0	2	0	0	E. Dumervil	2	0	2	1-11	0-0	0	1	0		
Q. Carter	5	0	5	0-0	1-9	1	0	0	M. Thomas	1	0	1	0-0	0-0	0	0	0		
C. Harris	4	1	5	0-0	0-0	0	0	0	R. Bush	1	0	1	0-0	0-0	0	0	0		
R. Ayers	3	0	3	2-24	0-0	0	0	0	J. Hunter	1	0	1	0-0	0-0	0	0	0		
V. Miller	3	0	3	1-4	0-0	0	0	0	TEAM TOTALS	46	2	48	5-45	1-9	7	1	0		
C. Bailey	3	0	3	0-0	0-0	3	0	0											



Pittsburgh 34, Denver 17

Sunday, Jan. 22, 2006 • 1:08 p.m. MST • INVESCO Field at Mile High • Denver

WEATHER: Sunny, 34° (wind chill 18°), Wind SE 11 mph • **TIME:** 3:03 • **ATTENDANCE:** 76,775

2005 AFC Championship Game

The Denver Broncos' 2005 season ended one game short of Super Bowl XL with a 34-17 loss to the Pittsburgh Steelers in the AFC Championship Game at INVESCO Field at Mile High in front of 76,775 fans.

The Broncos' defeat was their first ever at home in an AFC title game as the team entered its contest against Pittsburgh 4-0 in those situations. The loss snapped Denver's 11-game overall home winning streak and was only the Broncos' third defeat in their 15 all-time home postseason playoff games.

A week after forcing five turnovers to beat the Patriots in the Divisional Round, Denver recorded four giveaways against the Steelers. Pittsburgh scored 24 points off two interceptions and two fumbles by the Broncos, who surrendered only 27 points off giveaways during the entire 2005 regular season.

Pittsburgh converted 10-of-16 third-down attempts (62.5%), including eight of its first nine such attempts, to take control of the game. Quarterback Ben Roethlisberger compiled a 124.9 passer rating, throwing for 275 yards with two touchdowns and no interceptions to lead Pittsburgh to its sixth Super Bowl.

Broncos quarterback Jake Plummer completed 18-of-30 passes (60.0%) for 223 yards with one touchdown and two interceptions. Denver wide receiver Rod Smith caught four passes for 61 yards (15.3 avg.), becoming the Broncos' all-time leader in career postseason receptions (49).

The Steelers scored the game's first points on a 47-yard field goal by Jeff Reed at 4:11 of the first quarter. Pittsburgh extended its lead to 10-0 on a 12-yard touchdown grab by wide receiver Cedric Wilson at 14:54 of the second quarter.

Jason Elam's 23-yard field goal on Denver's next drive trimmed the Broncos' deficit, but the Steelers went ahead 17-3 on a 3-yard touchdown run by Jerome Bettis with 1:55 left in the first half.

Plummer was intercepted on the first play of Denver's ensuing series. The turnover proved costly as wide receiver Hines Ward caught a 17-yard touchdown pass with seven seconds remaining in the first half to put Denver behind 24-3.

Plummer moved the Broncos within 14, 24-10, on a 30-yard touchdown pass to wide receiver Ashley Lelie with 3:36 left in the third quarter. Denver also closed its deficit to 10, 27-17, on a 3-yard touchdown run by Mike Anderson with 7:52 left in the game.

The Steelers sealed the win on Roethlisberger's 4-yard touchdown run at 2:59 of the fourth quarter.

OFFICIALS:

Referee — Terry McAulay (77); **Umpire** — Scott Dawson (70); **Head Linesman** — Derick Bowers (74); **Line Judge** — Mark Steinkirchner (84); **Sides Judge** — Doug Toole (4); **Field Judge** — Gene Stretatore (114); **Back Judge** — Keith Ferguson (61); **Replay** — Bob McGrath/Dean Blandino.

DENVER BRONCOS

OFFENSE		DEFENSE	
WR 80 R. Smith		LE 98 C. Brown	
LT 78 M. Lepsis		LT 96 M. Myers	
LG 50 B. Hamilton		RT 61 G. Warren	
C 66 T. Nalen		RE 93 T. Pryce	
RG 65 C. Carlisle		WLB 52 I. Gold	
RT 72 G. Foster		MLB 56 A. Wilson	
TE 82 S. Alexander		SLB 55 DJ. Williams	
TE 84 W. Duke		LCB 24 C. Bailey	
QB 16 J. Plummer		RCB 22 D. Foxworth	
RB 38 M. Anderson		SS 25 N. Ferguson	
FB 39 K. Johnson		FS 47 J. Lynch	

BRONCOS SUBSTITUTIONS: K 1 J. Elam, P 10 T. Sauerbrun, WR 14 T. Devoe, RB 26 T. Bell, CB 27 Da. Williams, RB 33 R. Dayne, RB 37 C. Sapp, S 40 C. Cox, CB 41 K. Paymah, S 42 S. Brandon, LB 51 K. Burns, LB 53 L. Green, LB 54 P. Chukwurah, C/G 62 C. Myers, T 74 C. Green, WR 81 C. Adams, TE/LS 83 M. Leach, WR 85 A. Lelie, TE 88 J. Putzier, DE 91 E. Ekuban, DE 95 M. Coleman, DT 97 D. Veal. **DD NOT PLAY:** QB 11 B. Van Pelt. **INACTIVE:** WR 13 D. Terrell, WR 17 D. Watts, S 21 H. Abdullah, CB 45 R. Alexander, G 59 T. Whitley, DE 60 J. Engelberger, DT 75 M. Pope, TE 89 N. Jackson.

PITTSBURGH STEELERS

OFFENSE		DEFENSE	
SE 82 A. Randle El		DE 91 A. Smith	
LT 77 M. Smith		NT 98 C. Hampton	
LG 66 A. Faneca		DE 67 K. von Oelhoffen	
C 64 J. Hartings		LOLB 53 C. Haggans	
RG 73 K. Simmons		LILB 51 J. Farris	
RT 78 M. Starks		RILB 50 L. Foote	
TE 83 H. Miller		ROLB 55 J. Porter	
HB 39 W. Parker		LCB 24 I. Taylor	
FB 35 D. Kreider		FS 28 C. Hope	
QB 7 B. Roethlisberger		SS 43 T. Polamalu	
WR 86 H. Ward		RCB 26 D. Townsend	

STEELERS SUBSTITUTIONS: K 3 J. Reed, P 17 C. Gardocki, CB 20 B. McFadden, CB 21 R. Colclough, S 23 T. Carter, CB 29 C. Iyowoma, S 31 M. Logan, RB 34 V. Haynes, RB 36 J. Bettis, LB 54 R. Wallace, C 56 C. Okobi, LB 57 C. Kriewaldt, LS 60 G. Warren, T 72 B. Brooks, DT 76 C. Hoke, WR 80 C. Wilson, WR 81 S. Morey, TE 84 J. Tuman, WR 85 N. Washington, WR 90 T. Kirschke, LB 94 A. Frazier, DE 99 B. Keisel. **DD NOT PLAY:** QB 16 C. Batch. **INACTIVE:** 30B 8 T. Maddox, RB 22 D. Staley, CB 27 W. Williams, G 68 C. Kemoatu, T 79 T. Essex, WR 89 L. Mays, LB 92 J. Harrison, DE 96 S. Nua.

		1	2	3	4	OT	TOTAL	FIELD GOALS (made () & missed)	
VISITOR	Pittsburgh Steelers	3	21	0	10	—	34	A. Vinatieri (40) (32) 43WR	
HOME	Denver Broncos	0	3	7	7	—	17	J. Elam (23)	

Team	Qtr	Clock Time	PLAY DESCRIPTION (Extra Point) (Drive Info)	SCORE	
				Visitor	Home
STEELERS	1	4:11	J. Reed 47 yd. Field Goal (12-62, 6:29)	3	0
STEELERS	2	14:54	C. Wilson 12 yd. pass from B. Roethlisberger (J. Reed, kick) (5-39, 2:53)	10	0
BRONCOS	2	9:23	J. Elam 23 yd. Field Goal (12-55, 5:31)	10	3
STEELERS	2	1:55	J. Bettis 3 yd. run (J. Reed, kick) (14-80, 7:28)	17	3
STEELERS	2	0:07	H. Ward 17 yd. pass from B. Roethlisberger (J. Reed, kick) (4:38, 1:41)	24	3
BRONCOS	3	3:36	A. Lelie 30 yd. pass from J. Plummer (J. Elam, kick) (5-80, 2:24)	24	10
STEELERS	4	13:38	J. Reed 42 yd. Field Goal (8-47, 4:58)	27	10
BRONCOS	4	7:52	M. Anderson 3 yd. run (J. Elam, kick) (7-85, 3:47)	27	17
STEELERS	4	2:59	B. Roethlisberger 4 yd. run (J. Reed, kick) (5-17, 1:53)	34	17

FINAL INDIVIDUAL STATISTICS

Pittsburgh Steelers											Denver Broncos										
RUSHING	ATT	YDS	AVG	LG	TD	RUSHING	ATT	YDS	AVG	LG	TD	RUSHING	ATT	YDS	AVG	LG	TD				
J. Bettis	15	39	2.6	7	1	M. Anderson	9	36	4.0	7	1	T. Bell	5	31	6.2	11	0				
W. Parker	14	35	2.5	14	0	T. Bell	5	31	6.2	11	0	J. Plummer	7	30	4.3	8	0				
B. Roethlisberger	3	12	4.0	6	1	J. Plummer	7	30	4.3	8	0										
H. Ward	1	4	4.0	4	0																
TOTAL	33	90	2.7	14	2	TOTAL	21	97	4.6	11	1	TOTAL	21	97	4.6	11	1				
TKD/											TKD/										
PASSING	ATT	CMP	YDS	YD	TD	LG	IN	Rtg.	PASSING	ATT	CMP	YDS	YD	TD	LG	IN	Rtg.				
B. Roethlisberger	29	21	275	2/7	2	30	0	124.9	J. Plummer	30	18	223	3/12	1	38	2	66.4				
TOTAL	29	21	275	2/7	2	30	0	124.9	TOTAL	30	18	223	3/12	1	38	2	66.4				
PASS RECEIVING	NO	YDS	AVG	LG	TD	PASS RECEIVING	NO	YDS	AVG	LG	TD	PASS RECEIVING	NO	YDS	AVG	LG	TD				
C. Wilson	5	92	18.4	30	1	T. Bell	5	28	5.6	9	0	R. Smith	4	61	15.3	32	0				
H. Ward	5	59	11.8	21	1	J. Putzier	4	55	13.8	19	0	M. Anderson	3	11	3.7	13	0				
A. Randle El	4	52	13.0	20	0	A. Lelie	2	68	34.0	38	1										
W. Parker	3	20	6.7	8	0																
H. Miller	2	31	15.5	24	0																
N. Washington	1	13	13.0	13	0																
V. Haynes	1	8	8.0	8	0																
TOTAL	21	275	13.1	30	2	TOTAL	18	223	12.4	38	1	TOTAL	18	223	12.4	38	1				
INTERCEPTIONS	NO	YDS	AVG	LG	TD	INTERCEPTIONS	NO	YDS	AVG	LG	TD	INTERCEPTIONS	NO	YDS	AVG	LG	TD				
L. Foote	1	14	14.0	14	0																
I. Taylor	1	1	1.0	1	0																
TOTAL	2	15	7.5	14	0	TOTAL	0	0	0.0	—	0	TOTAL	0	0	0.0	—	0				
PUNTING	NO	YDS	AVG	NET	TB	IN20	LG	PUNTING	NO	YDS	AVG	NET	TB	IN20	LG						
C. Gardocki	4	148	37.0	32.0	1	2	41	T. Sauerbrun	2	87	43.5	37.0	0	1	51						
TOTAL	4	148	37.0	32.0	1	2	41	TOTAL	2	87	43.5	37.0	0	1	51						
PUNT RETURNS	NO	YDS	AVG	FC	LG	TD	PUNT RETURNS	NO	YDS	AVG	FC	LG	TD								
A. Randle El	1	13	13.0	1	13	0	C. Adams	0	0	0.0	2	—	0								
							[DOWNED]	1	0	0.0	0	—	0								
							[TOUCHBACK]	1	0	0.0	0	—	0								
RETURNS	1	13	13.0	1	13	0	RETURNS	0	0	0.0	2	—	0								
KICKOFF RETURNS	NO	YDS	AVG	FC	LG	TD	KICKOFF RETURNS	NO	YDS	AVG	FC	LG	TD								
I. Taylor	2	42	21.0	0	22	0	C. Adams	4	110	27.5	0	47	0								
[OUT OF BOUNDS]	1	0	0	0	0	0	C. Sapp	1	11	11.0	0	11	0								
[TOUCHBACK]	1	0	0	0	0	0	[OUT OF BOUNDS]	1	0	0.0	0	0	0								
							[TOUCHBACK]	1	0	0.0	0	0	0								
RETURNS	2	42	21.0	0	22	0	RETURNS	5	121	24.2	0	47	0								
Pittsburgh Steelers	Own	Opp.	Out	Denver Broncos	Own	Opp.	Out														
FUMBLES	Fum	Lost	Rec.	Fum	Lost	Rec.	Fum														
W. Parker	1	0	0	0	0	0	1														
J. Kiesel	0	0	0	0	0	0	0														
J. Porter	0	0	0	0	0	0	0														
C. Hampton	0	0	0	0	0	0	0														
T. Kirschke	0	0	0	0	0	0	0														
TOTAL	1	0	0	0	2	2	0														
Denver Broncos	Own	Opp.	Out	Denver Broncos	Own	Opp.	Out														
FUMBLES	Fum	Lost	Rec.	Fum	Lost	Rec.	Fum														
J. Plummer	2	2	0	0	0	0	0														
N. Ferguson	0	0	0	0	0	0	0														
TOTAL	2	2	0	0	0	1	0														

FINAL TEAM STATISTICS

STEELERS							BRONCOS							STEELERS							BRONCOS						
TOTAL FIRST DOWNS	20						16						FGs – PATs Had Blocked							0-0							
By Rushing	5						5						Net punting average							32.0							
By Passing	15						8						TOTAL RETURN YARDAGE (Not Including Kickoffs)							28							
By Penalty	0						3						No. and Yards Punt Returns							1-13							
THIRD DOWN EFFICIENCY	10-16-63%						5-11-45%						No. and Yards Kickoff Returns							2-42							
FOURTH DOWN EFFICIENCY	0-0-0%						2-3-67%						No. and Yards Interception Returns							2-15							
TOTAL NET YARDS	358						308						PENALTIES Number and Yards							8-61							
Total Offensive Plays (inc. times thrown passing)	64						54						FUMBLES Number and Lost							1-0							
Average gain per offensive play	5.6						5.7						TOUCHDOWNS							4							
NET YARDS RUSHING	90						97						Rushing							2							
Total Rushing Plays	33						21						Passing							2							
Average gain per rushing play	2.7						4.6						Interceptions							0							
Tackles for a loss – number and yards	5-7						0-0						EXTRA POINTS Made-Attempts							4-4							
NET YARDS PASSING	268						211						Kicking Made-Attempts							4-4							
Times thrown – yards lost attempting to pass	2-7						3-12						FIELD GOALS Made-Attempts							2-2							
Gross yards passing	275						223						RED ZONE EFFICIENCY							4-5-80%							
PASS ATTEMPTS-COMPLETIONS-HAD INTERCEPTED	29-21-0						30-18-2						GOAL TO GO EFFICIENCY							2-2-100%							
Average gain per pass play (inc. # thrown passing)	8.6						6.4						SAFETIES							3							
Kickoffs Number-In End Zone-Touchbacks	7-2-1						4-1-1						FINAL SCORE							04							
PUNTS Number and Average	4-37.0						2-43.5						TIME OF POSSESSION							36:07							
Had Blocked	0						0													23:53							

BRONCOS DEFENSIVE STATISTICS

(based on coaches' film review)

PLAYER	UT	A	TT	S-YDS	I-YDS	PD	FF	FR	PLAYER	UT	A	TT	S-YDS	I-YDS	PD	FF	FR
D. Foxworth	8	3	11	0-0	0-0	1	0	0	J. Lynch	3	1	4	0-0	0-0	1	0	0
D.J. Williams	5	5	10	0.5-3.5	0-0	0	0	0	S. Brandon	2	1	3	0-0	0-0	0	0	0
N. Ferguson	5	4	9	0-0	0-0	1	1	0	C. Bailey	1	2	3	0-0	0-0	1	0	0
M. Myers	7	1	8	1-0	0-0	0	0	0	T. Pryce	1	2	3	0.5-3.5	0-0	0	0	0
M. Coleman	6	0	6	0-0	0-0	0	0	0	D. Veal	1	0	1	0-0	0-0	0	0	0
A. Wilson	5	1	6	0-0	0-0	0	0	0	Da. Williams	1	0	1	0-0	0-0	0	0	0
G. Warren	2	3	5	0-0	0-0	0	0	0	TEAM TOTALS	55	27	82	2-7	0-0	4	1	0
C. Brown	4	0	4	0-0	0-0	0	0	0									
E. Ekuban	2	2	4	0-0	0-0	0	0	0									
I. Gold	2	2	4	0-0	0-0	0	0	0									



Denver 27, New England 13

Saturday, Jan. 14, 2006 • 6:16 p.m. MST • INVESCO Field at Mile High • Denver

WEATHER: Partly Cloudy, 54°, Wind SE 3 mph • **TIME:** 3:15 • **ATTENDANCE:** 76,238

2005 AFC Divisional Playoff Game

The Denver Broncos ended the New England Patriots' NFL-record 10-game postseason winning streak with a 27-13 victory in an AFC Divisional Playoff Game in front of 76,238 fans at INVESCO Field at Mile High.

The Broncos' win against the two-time defending Super Bowl champions was their first playoff victory since the 1998 season and first ever at INVESCO Field at Mile High. Denver forced five turnovers against the Patriots, totaling two interceptions and three fumble recoveries that led to their first 24 points scored.

Broncos cornerback Champ Bailey recorded the longest non-scoring interception return and second-longest overall interception return in NFL postseason history with a key 100-yard return late in the third quarter. Bailey's play ended a potential go-ahead scoring drive by the Patriots and set up a touchdown to give the Broncos a 17-6 lead entering the final period.

Denver quarterback Jake Plummer completed 15-of-26 passes (57.7%) for 197 yards with one touchdown and one interception. Wide receiver Rod Smith (96 yds., 1 TD) became Denver's all-time playoff leader in receiving yards and kicker Jason Elam (2 FGs, 9 pts.) became its all-time leading scorer in the postseason with their performances against the Patriots.

The game was scoreless for the first quarter-and-a-half before Adam Vinatieri's 40-yard field goal put the Patriots ahead 3-0 at 3:48 of the second quarter. A 40-yard pass interference penalty drawn by Broncos wide receiver Ashley Lelie in the end zone with less than two minutes remaining in the first half led to a 1-yard scoring run by Mike Anderson to give Denver a 7-3 lead.

On the ensuing kickoff, Broncos punter Todd Sauerbrun forced a fumble that Denver recovered to set up a 50-yard field goal by Elam to put the Broncos ahead 10-3 at halftime.

Vinatieri's 32-yard field goal at 7:49 of the third quarter narrowed Denver's lead to 10-6, but a costly turnover by the Patriots halted their comeback attempt. Bailey intercepted Tom Brady in the end zone with 1:03 left in the third quarter to end a potential go-ahead touchdown drive. After Bailey was forced out of bounds at the 1-yard line following his 100-yard return, Anderson scored on a run to put Denver up 17-6.

Plummer's 4-yard touchdown pass to Smith at 8:38 of the fourth quarter extended the Broncos' lead to 24-6. A Patriots touchdown moved the team to within 11, 24-13, with 8:05 left to play, but Elam's 34-yard field goal on Denver's next drive sealed the Broncos' victory.

OFFICIALS:

Referee — Jeff Triplette (42); **Umpire** — Jeff Rice (44); **Head Linesman** — Tony Veteri (36); **Line Judge** — Jeff Seeman (45); **Side Judge** — Greg Meyer (78); **Field Judge** — Duke Carroll (11); **Back Judge** — Gregory Steed (12); **Replay** — Bob Boylston

DENVER BRONCOS

OFFENSE		DEFENSE	
WR 80 R. Smith		LE 98 C. Brown	
LT 78 M. Lepsis		LT 96 M. Myers	
LG 50 B. Hamilton		RT 61 G. Warren	
C 66 T. Nalen		RE 93 T. Pryce	
RG 65 C. Carlisle		WLB 52 I. Gold	
RT 72 G. Foster		MLB 56 A. Wilson	
TE 82 S. Alexander		SLB 55 DJ. Williams	
WR 85 A. Lelie		LCB 24 C. Bailey	
QB 16 J. Plummer		RCB 22 D. Foxworth	
RB 38 M. Anderson		SS 25 N. Ferguson	
FB 39 K. Johnson		FS 47 J. Lynch	

BRONCOS SUBSTITUTIONS: K 1 J. Elam, P 10 T. Sauerbrun, WR 14 T. Devoe, RB 26 T. Bell, CB 27 Da. Williams, RB 33 R. Dayne, RB 37 C. Sapp, S 40 C. Cox, CB 41 K. Paymah, S 42 S. Brandon, LB 51 K. Burns, LB 53 L. Green, LB 54 P. Chukwurah, C/G 62 C. Myers, T 74 C. Green, WR 81 C. Adams, TE/LS 83 M. Leach, TE 84 W. Duke, TE 88 J. Putzier, DE 91 E. Ekuban, DE 95 M. Coleman, DT 97 D. Veal. **DD NOT PLAY:** QB 11 B. Van Pelt. **INACTIVE:** WR 13 D. Terrell, WR 17 D. Watts, S 21 H. Abdullah, CB 45 R. Alexander, G 59 T. Whitley, DE 60 J. Engelberger, DT 75 M. Pope, TE 89 N. Jackson.

NEW ENGLAND PATRIOTS

OFFENSE		DEFENSE	
WR 83 D. Branch		LE 94 T. Warren	
LT 68 T. Ashworth		NT 75 V. Wilfork	
LG 70 L. Mankins		RE 93 R. Seymour	
C 71 R. Hochstein		OLB 55 W. McGinest	
G 61 S. Neal		ILB 54 T. Bruschi	
RT 76 B. Gorin		ILB 50 M. Vabel	
TE 82 D. Graham		OLB 59 R. Colvin	
WR 87 D. Givens		LCB 22 A. Samuel	
QB 12 T. Brady		RCB 27 E. Hobbs	
RB 28 C. Dillon		SS 25 A. Hawkins	
TE 84 B. Watson		FS 26 E. Wilson	

PATRIOTS SUBSTITUTIONS: K 4 A. Vinatieri, P 8 J. Miller, WR 18 A. Davis, S 24 M. Stone, CB 32 H. Poteat, RB 33 K. Faulk, S 36 J. Sanders, FB 44 H. Evans, LB 51 D. Davis, LB 52 M. Beisel, LB 53 L. Izzo, LB 58 M. Chatham, LS 66 L. Paxton, OL 69 R. Tucker, G 74 B. Yates, WR 80 T. Brown, WR 86 T. Dwight, TE 88 C. Fauria, DE 91 M. Hill, LB 95 T. Banta-Cain, DL 97 J. Green, LB 98 C. Brown. **DID NOT PLAY:** QB 2 D. Flutie. **INACTIVE:** 3QB 16 M. Cassel, WR 13 B. Childress, FB 35 P. Pass, G/C 64 G. Mruzckowski, T 77 N. Kazcur, WR 81 B. Johnson, DL 90 D. Klecko, DL 92 S. Thomas.

		1	2	3	4	OT	TOTAL	FIELD GOALS (made () & missed)	
VISITOR	New England Patriots	0	3	3	7	—	13	A. Vinatieri (40) (32) 43WR	
HOME	Denver Broncos	0	10	7	10	—	27	J. Elam (50) (34)	

Team	Qtr	Clock Time	PLAY DESCRIPTION (Extra Point) (Drive Info)	SCORE	
				Visitor	Home
PATRIOTS	2	3:48	A. Vinatieri 40 yd. Field Goal (7-67, 2:22)	3	0
BRONCOS	2	1:42	M. Anderson 1 yd. run (J. Elam, kick) (1-40, 0:09)	3	7
BRONCOS	2	0:43	J. Elam 50 yd. Field Goal (4-7, 0:50)	3	10
PATRIOTS	3	7:49	A. Vinatieri 32 yd. Field Goal (11-58, 5:32)	6	10
BRONCOS	3	0:43	M. Anderson 1 yd. run (J. Elam, kick) (1-1, 0:04)	6	17
BRONCOS	4	8:38	R. Smith 4 yd. pass from J. Plummer (J. Elam, kick) (3-15, 1:32)	6	24
PATRIOTS	4	8:05	D. Givens 4 yd. pass from T. Brady (A. Vinatieri, kick) (2-77, 0:33)	13	24
BRONCOS	4	3:20	J. Elam 34 yd. Field Goal (8-61, 4:45)	13	27

FINAL INDIVIDUAL STATISTICS

New England Patriots										Denver Broncos															
RUSHING	DILL	YDS	AVG	LG	TD	RUSHING	ATT	YDS	AVG	LG	TD	RUSHING	ATT	YDS	AVG	LG	TD								
	C. Dillon	13	57	4.4	17	0	M. Anderson	19	69	3.6	18	2													
	K. Faulk	7	23	3.3	5	0	T. Bell	6	19	3.2	8	0													
	T. Brady	1	-1	-1	-1	0	J. Plummer	7	8	1.1	6	0													
TOTAL	TOTAL	21	79	3.8	17	0	TOTAL	32	96	3.0	18	2													
PASSING	ATT	CMP	YDS	TD	LG	IN	Rtg.	PASSING	ATT	CMP	YDS	TD	LG	IN	Rtg.	PASSING	ATT	CMP	YDS	TD	LG	IN	Rtg.		
	T. Brady	36	20	341	0/0	1	73	2	74.0	J. Plummer	26	15	197	2/7	1	42	1	42	1	197	2/7	1	42	1	78.5
TOTAL	TOTAL	36	20	341	0/0	1	73	2	74.0	TOTAL	26	15	197	2/7	1	42	1	42	197	2/7	1	42	1	78.5	
PASS RECEIVING	NO	YDS	AVG	LG	TD	PASS RECEIVING	NO	YDS	AVG	LG	TD	PASS RECEIVING	NO	YDS	AVG	LG	TD								
	D. Branch	8	153	19.1	73	0	R. Smith	6	96	16.0	42	1													
	D. Givens	5	54	10.8	21	1	A. Lelie	5	50	10.0	17	0													
	K. Faulk	2	20	10.0	14	0	J. Putzier	3	37	12.3	24	0													
	A. Davis	1	51	51.0	51	0	M. Anderson	1	14	14.0	14	0													
	T. Brown	1	33	33.0	33	0																			
	D. Graham	1	18	18.0	18	0																			
	C. Dillon	1	9	9.0	9	0																			
	H. Evans	1	3	3.0	3	0																			
TOTAL	TOTAL	20	341	17.1	73	1	TOTAL	15	197	13.1	42	1													
INTERCEPTIONS	NO	YDS	AVG	LG	TD	INTERCEPTIONS	NO	YDS	AVG	LG	TD	INTERCEPTIONS	NO	YDS	AVG	LG	TD								
	A. Samuel	1	0	0.0	0	0	C. Bailey	1	100	100.0	100	0													
							J. Lynch	1	5	5.0	5	0													
TOTAL	TOTAL	1	0	0.0	0	0	TOTAL	2	105	52.5	100	0													
PUNTING	NO	YDS	AVG	NET	TB	IN20	LG	PUNTING	NO	YDS	AVG	NET	TB	IN20	LG										
	J. Miller	3	146	48.7	45.3	0	50	T. Sauerbrun	6	274	45.7	39.5	0	3	58										
TOTAL	TOTAL	3	146	48.7	45.3	0	50	TOTAL	6	274	45.7	39.5	0	3	58										
PUNT RETURNS	NO	YDS	AVG	FC	LG	TD	PUNT RETURNS	NO	YDS	AVG	FC	LG	TD												
	T. Dwight	3	37	12.3	1	14	0	C. Adams	1	10	10.0	2	10	0											
	T. Brown	1	0	0.0	0	0	0																		
[DOWNED]		1	0	0.0	0	—	0																		
RETURNS	4	37	9.3	1	14	0	RETURNS	1	10	10.0	2	10	0												
KICKOFF RETURNS	NO	YDS	AVG	FC	LG	TD	KICKOFF RETURNS	NO	YDS	AVG	FC	LG	TD												
	E. Hobbs	3	89	29.7	0	32	0	C. Adams	3	54	18.0	0	29	0											
	A. Davis	3	61	20.3	0	21	0	Da. Williams	1	19	19.0	0	19	0											
RETURNS	6	150	25.0	0	32	0	RETURNS	4	73	18.3	0	29	0												
New England Patriots	Own	Opp.	Out	Denver Broncos	Own	Opp.	Out																		
FUMBLES	Fum	Lost	Rec.	Yds	TD	FF	Rec.	Yds	TD	Bnds	Fum	Lost	Rec.	Yds	TD	FF	Rec.	Yds	TD	Bnds					
	T. Brown	1	1	0	0	0	0	0	0	0	C. Bailey	1	0	0	0	0	0	0	0	1					
	K. Faulk	1	1	0	0	0	0	0	0	0	C. Brown	0	0	0	0	1	0	0	0	0					
	E. Hobbs	1	1	0	0	0	0	0	0	0	T. Sauerbrun	0	0	0	0	1	0	0	0	0					
	B. Watson	0	0	0	0	1	0	0	0	0	I. Gold	0	0	0	0	0	1	0	0	0					
											M. Leach	0	0	0	0	0	1	0	0	0					
											C. Sapp	0	0	0	0	0	1	0	0	0					
TOTAL	3	3	0	0	0	1	0	0	0	0	TOTAL	1	0	0	0	2	3	0	0	1					

FINAL TEAM STATISTICS

	PATRIOTS	BRONCOS		PATRIOTS	BRONCOS
TOTAL FIRST DOWNS	15	16	FGs - PATs Had Blocked	0-0	0-0
By Rushing	3	6	Net punting average	45.3	39.5
By Passing	12	9	TOTAL RETURN YARDAGE (Not Including Kickoffs)	37	115
By Penalty	0	1	No. and Yards Punt Returns	4-37	1-10
THIRD DOWN EFFICIENCY	3-11-27%	4-14-29%	No. and Yards Kickoff Returns	6-150	4-73
FOURTH DOWN EFFICIENCY	0-1-0%	0-1-0%	No. and Yards Interception Returns	1-0	2-105
TOTAL NET YARDS	420	286	PENALTIES Number and Yards	8-82	4-24
Total Offensive Plays (inc. times thrown passing)	57	60	FUMBLES Number and Lost	3-3	1-0
Average gain per offensive play	7.4	4.8	TOUCHDOWNS	1	3
NET YARDS RUSHING	79	96	Rushing	0	2
Total Rushing Plays	21	32	Passing	1	1
Average gain per rushing play	3.8	3.0	Interceptions	0	0
Tackles for a loss - number and yards	1-1	0-0	EXTRA POINTS Made-Attempts	1-1	3-3
NET YARDS PASSING	341	190	Kicking Made-Attempts	1-1	3-3
Times thrown - yards lost attempting to pass	0-0	2-7	FIELD GOALS Made-Attempts	2-3	2-2
Gross yards passing	341	197	RED ZONE EFFICIENCY	1-3-33%	3-5-60%
PASS ATTEMPTS-COMPLETIONS-HAD INTERCEPTED	36-20-2	26-15-1	GOAL TO GO EFFICIENCY	1-2-50%	3-3-100%
Average gain per pass play (inc. # thrown passing)	9.5	6.8	SAFETIES	0	27
KICKOFFS Number-In End Zone-Touchbacks	4-0-0	6-3-0	FINAL SCORE	13	0
PUNTS Number and Average	3-48.7	6-45.7	TIME OF POSSESSION	28:12	31:48
Had Blocked	0	0			

BRONCOS DEFENSIVE STATISTICS

(based on coaches' film review)

PLAYER	UT	A	TT	S-YDS	I-YDS	PD	FF	FR	PLAYER	UT	A	TT	S-YDS	I-YDS	PD	FF	FR
A. Wilson	6	3	9	0-0	0-0	2	0	0	C. Brown	4	0	4	0-0	0-0	1	1	0
D. Foxworth	5	4	9	0-0	0-0	0	0	0	C. Bailey	2	0	2	0-0	1-100	3	0	0
I. Gold	6	1	7	0-0	0-0	0	0	1	Da. Williams	2	0	2	0-0	0-0	0	0	0
D.J. Williams	5	2	7	0-0	0-0	0	0	0	T. Pryce	1	0	1	0-0	0-0	0	0	0
N. Ferguson	4	1	5	0-0	0-0	0	0	0	G. Warren	0	1	1	0-0	0-0	0	0	0
J. Lynch	4	1	5	0-0	1-5	2	0	0	TEAM TOTALS	39	13	52	0-0	2-105	8	1	1



Indianapolis 49, Denver 24

Sunday, Jan. 9, 2005 • 1:07 p.m. EDT • RCA Dome • Indianapolis

WEATHER: Indoors • ATTENDANCE: 56,609 • TIME: 3:06

2004 AFC Wild Card Playoff Game

Peyton Manning threw for 458 yards with four touchdowns while also running for a score to lead the Indianapolis Colts over the Denver Broncos 49-24 in an AFC Wild Card Playoff Game at the RCA Dome in front of 56,609 fans.

The Colts jumped out to a 14-0 first-quarter lead after Manning found James Mungro for a 2-yard touchdown pass and running back Edgerrin James scored on a 1-yard run.

After Manning's second touchdown of the day, a 19-yard strike to tight end Dallas Clark, the Broncos' Jason Elam put Denver on the scoreboard with a 33-yard field goal.

The Colts' offense responded quickly, however, as Manning increased the lead to 35-3 with a 35-yard touchdown pass to Reggie Wayne and a 1-yard quarterback sneak in the closing seconds of the half.

The Broncos fought back in the third quarter when quarterback Jake Plummer capped off a 10-play, 71-yard drive with a 9-yard touchdown pass to Rod Smith.

After forcing the Colts to punt for just the second time all day, Plummer led Denver downfield once again and hit tight end Jeb Putzier for a 35-yard score. The touchdown concluded an 85-yard drive, cutting the Broncos' deficit to 35-17.

Indianapolis denied Denver any thoughts of coming back when Manning connected with Wayne for the second time in the game for a 43-yard touchdown pass early in the fourth quarter.

The Broncos scored their final points on a 1-yard touchdown run by Tatum Bell at 7:45 of the fourth quarter, but it was not enough to catch up to the potent Colts offense, which posted 530 total yards for the game.

Smith paced the Denver receivers with seven catches for 99 yards with one touchdown to give him 39 career postseason catches and move him past Ed McCaffrey (36) for third on the Broncos' all-time playoff list. Putzier finished the contest with 67 yards on three receptions, including the 35-yard touchdown.

Plummer completed 24-of-34 passes for 284 yards with two touchdowns while posting a passer rating of 103.1.

For the Colts, Manning's 458 passing yards were the most the Broncos ever yielded in a game and ranked as the second-most passing yards in a playoff game in NFL history. Wayne also posted an impressive day, catching 10 passes for 221 yards with two scores, while Clark added 112 yards on six receptions with one touchdown.

OFFICIALS:

Referee — Mike Carey (94); **Umpire** — Jim Quirk (5); **Head Linesman** — Ron Marinucci (107); **Line Judge** — Mark Periman (9); **Field Judge** — Scott Steenson (88); **Side Judge** — Larry Rose (128); **Back Judge** — Keith Ferguson (61); **Replay** — Tommy Moore.

DENVER BRONCOS

OFFENSE		DEFENSE	
WR 80 R. Smith		LE 92 M. Coleman	
LT 78 M. Lepsis		LT 68 M. Fatafeh	
LG 50 B. Hamilton		RT 75 M. Pope	
C 66 T. Nalen		RE 98 R. Hayward	
RG 65 C. Carlisle		MLB 52 D. Williams	
RT 72 G. Foster		MLB 56 A. Wilson	
TE 89 D. Carswell		SLB 59 D. Spragan	
WR 85 A. Lelie		LCB 24 C. Bailey	
QB 16 J. Plummer		RCB 31 K. Herndon	
RB 34 R. Droughns		SS 28 K. Kennedy	
FB 86 P. Hape		FS 47 J. Lynch	

BRONCOS SUBSTITUTIONS: K 1 J. Elam, P/K 6 J. Baker, WR 10 T. Luke, WR 17 D. Watts, S 25 N. Ferguson, RB 26 T. Bell, S 32 C. Young, RB 37 C. Sapp, CB 40 J. Shoate, S 42 S. Brandon, CB 45 R. Alexander, LB 53 L. Green, LB 55 P. Chukwurah, LB 58 T. Pierce, DT 61 E. Johnson, G 69 P.J. Alexander, WR 81 C. Adams, TE/LS 83 M. Leach, TE 88 J. Putzier, DE 95 A. Palepoi, DE 99 R. Johnson. **DID NOT PLAY:** QB 13 D. Kanel, T 74 C. Green. **INACTIVE:** 3QB 8 M. Mauck, FB 39 K. Johnson, LB 57 J. Sykes, G 62 D. Neil, G 63 T. Stuber, G 70 T. Clabo, DE 93 T. Pryce, DT/DE 67 D. Veal.

INDIANAPOLIS COLTS

OFFENSE		DEFENSE	
WR 87 R. Wayne		LE 79 R. Brock	
LT 78 T. Glenn		LT 90 M. Reagor	
LG 64 R. DeMulling		RT 96 J. Williams	
C 63 J. Saturday		RE 93 D. Freaney	
RG 73 J. Scott		LOLB 50 D. Thornton	
RT 71 R. Diem		MLB 94 R. Morris	
TE 81 M. Pollard		ROLB 59 C. June	
WR 88 M. Harrison		LCB 25 N. Harper	
QB 18 P. Manning		RCB 42 J. David	
RB 32 E. James		SS 21 B. Sanders	
TE 44 D. Clark		FS 28 I. Bashir	

COLTS SUBSTITUTIONS: K 10 M. Gramatica, K 13 M. Vanderjagt, P 17 H. Smith, SS 20 M. Doss, RB 23 J. Mungro, CB 26 W. Bacon, CB 27 V. Hutchins, CB 29 J. Jefferson, RB 33 D. Rhodes, SS 38 G. Sapp, SS 41 C. Bird, TE 48 J. Snow, C/G 56 T. Peko, LB 58 G. Brackett, DT 75 L. Triplett, OT 76 M. Freitas, TE 80 B. Hartscock, WR 83 B. Stokley, WR 86 T. Walters, LB 98 N. Rogers, DE 98 R. Mathis, DE 99 B. Scioli. **DID NOT PLAY:** QB 12 J. Sorg. **INACTIVE:** 3QB 5 T. Brown, FS 39 A. Floyd, LB 51 G. Gardner, LB 55 K. Pope, G/C 61 T. Hutton, OG 65 R. Lijja, WR 84 B. Pyatt, WR 85 A. Moorehead.

		1	2	3	4	OT	TOTAL	FIELD GOALS (made () & missed)
VISITOR	Denver Broncos	0	3	14	7	—	24	J. Elam (33)
HOME	Indianapolis Colts	14	21	0	14	—	49	

Team	Qtr	Clock Time	PLAY DESCRIPTION (Extra Point) (Drive Info)	SCORE	
				Visitor	Home
COLTS	1	7:23	J. Mungro 2 yd. pass from P. Manning (M. Vanderjagt, kick) (9-76, 3:43)	0	7
COLTS	1	0:38	E. James 1 yd. run (M. Vanderjagt, kick) (8-87, 4:59)	0	14
COLTS	2	8:11	D. Clark 19 yd. pass from P. Manning (M. Vanderjagt, kick) (4-52, 1:42)	0	21
BRONCOS	2	5:19	J. Elam 33 yd. Field Goal (7-51, 2:52)	3	21
COLTS	2	4:29	R. Wayne 35 yd. pass from P. Manning (M. Vanderjagt, kick) (2-40, 0:50)	3	28
COLTS	2	0:06	P. Manning 1 yd. run (M. Vanderjagt, kick) (8-75, 3:07)	3	35
BRONCOS	3	9:01	R. Smith 9 yd. pass from J. Plummer (J. Elam, kick) (10-71, 5:59)	10	35
BRONCOS	3	1:10	J. Putzier 35 yd. pass from J. Plummer (J. Elam, kick) (9-85, 5:39)	17	35
COLTS	4	12:48	R. Wayne 43 yd. pass from P. Manning (M. Vanderjagt, kick) (6-80, 3:22)	17	42
BRONCOS	4	7:45	T. Bell 1 yd. run (J. Elam, kick) (10-57, 5:03)	24	42
COLTS	4	2:02	D. Rhodes 2 yd. run (M. Vanderjagt, kick) (9-45, 5:43)	24	49

FINAL INDIVIDUAL STATISTICS

Denver Broncos											Indianapolis Colts												
RUSHING	ATT	YDS	AVG	LG	TD						RUSHING	ATT	YDS	AVG	LG	TD							
T. Bell	12	49	4.1	15	1						E. James	18	63	3.5	11	1							
R. Droughns	8	29	3.6	6	0						D. Rhodes	5	12	2.4	6	1							
J. Plummer	1	0	0.0	0	0						P. Manning	1	1	1.0	1	1							
TOTAL	21	78	3.7	15	1						TOTAL	24	76	3.2	11	3							
PASSING											PASSING												
	ATT	CMP	YDS	TKO/		YD	TD	LG	IN	Rtg.		ATT	CMP	YDS	TKO/		YD	TD	LG	IN	Rtg.		
J. Plummer	34	24	284	3/24	2	35	1	103.1						P. Manning	33	27	458	1/4	4	49	1	145.7	
TOTAL	34	24	284	3/24	2	35	1	103.1						TOTAL	33	27	458	1/4	4	49	1	145.7	
PASS RECEIVING											PASS RECEIVING												
	NO	YDS	AVG	LG	TD							NO	YDS	AVG	LG	TD							
R. Smith	7	99	14.1	30	1						R. Wayne	10	221	22.1	49	2							
T. Bell	4	32	8.0	14	0						D. Clark	6	112	18.7	31	1							
R. Droughns	4	28	7.0	9	0						M. Harrison	4	51	12.5	24	0							
J. Putzier	3	67	22.3	35	1						B. Stokley	2	33	16.5	21	0							
A. Lelie	2	27	13.5	21	0						M. Pollard	2	28	14.0	25	0							
P. Hape	2	8	4.0	6	0						E. James	2	11	5.5	6	0							
D. Carswell	1	15	15.0	15	0						J. Mungro	1	2	2.0	2	1							
D. Watts	1	8	8.0	8	0																		
TOTAL	24	284	11.8	35	2						TOTAL	27	458	16.9	49	4							
INTERCEPTIONS											INTERCEPTIONS												
	NO	YDS	AVG	LG	TD							NO	YDS	AVG	LG	TD							
K. Herndon	1	0	0.0	0	0						M. Doss	1	0	0.0	0	0							
TOTAL	1	0	0.0	0	0						TOTAL	1	0	0.0	0	0							
PUNTING											PUNTING												
	NO	YDS	AVG	NET	TB	IN20	LG					NO	YDS	AVG	NET	TB	IN20	LG					
J. Baker	4	150	37.5	35.3	0	1	46				H. Smith	2	76	38.0	38.5	0	2						
TOTAL	4	150	37.5	35.3	0	1	46				TOTAL	2	76	38.0	38.5	0	2						
PUNT RETURNS											PUNT RETURNS												
	NO	YDS	AVG	FC	LG	TD						NO	YDS	AVG	FC	LG	TD						
C. Adams	1	-1	-1.0	0	-1	0					T. Walters	1	9	9.0	2	9	0						
T. Luke	0	0	0.0	1	—	0					(DOWNED)	1	0	0.0	0	—	0						
RETURNS	1	-1	-1.0	0	-1	0					RETURNS	1	9	9.0	2	9	0						
KICKOFF RETURNS											KICKOFF RETURNS												
	NO	YDS	AVG	FC	LG	TD						NO	YDS	AVG	FC	LG	TD						
C. Sapp	4	86	21.5	0	25	0					D. Rhodes	1	36	36.0	0	36	0						
R. Droughns	2	36	18.0	0	26	0					J. Mungro	1	18	18.0	0	18	0						
T. Luke	1	41	41.0	0	41	0					(TOUCHBACK)	1	0	0.0	0	—	0						
C. Adams	1	25	25.0	0	25	0																	
RETURNS	8	188	23.5	0	41	0					RETURNS	2	54	27.0	0	36	0						
Denver Broncos	Own					Opp.					Out	Indianapolis Colts	Own					Opp.					Out
FUMBLES	Fum	Lost	Rec.	Yds	TD	FF	Rec.	Yds	TD	Bnds	FUMBLES	Fum	Lost	Rec.	Yds	TD	FF	Rec.	Yds	TD	Bnds		
C. Adams	1	0	0	0	0	0	0	0	0	1	J. Snow	0	0	0	0	0	1	0	0	0	0		
TOTAL	1	0	0	0	0	0	0	0	0	1	TOTAL	0	0	0	0	0	1	0	0	0	0		

FINAL TEAM STATISTICS

BRONCOS											COLTS																					
TOTAL FIRST DOWNS											TOTAL FIRST DOWNS																					
By Rushing											18											27										
By Passing											4											7										
By Penalty											14											18										
THIRD DOWN EFFICIENCY											3-12-25%											7-10-70%										
FOURTH DOWN EFFICIENCY											2-2-100%											0-0-0%										
TOTAL NET YARDS											338											530										
Total Offensive Plays (inc. times thrown passing)											58											58										
Average gain per offensive play											5.8											9.1										
NET YARDS RUSHING											78											76										
Total Rushing Plays											21											24										
Average gain per rushing play											3.7											3.2										
Tackles for a loss – number and yards											2-3											0-0										
NET YARDS PASSING											260											454										
Times thrown – yards lost attempting to pass											3-24											1-4										
Gross yards passing											284											458										
PASS ATTEMPTS-COMPLETIONS-HAD INTERCEPTED											34-24-1											33-27-1										
Average gain per pass play (inc. # thrown passing)											7.0											13.3										
KICKOFFS Number-in End Zone-Touchbacks											5-1-1											8-0-0										
PUNTS Number and Average											4-37.5											2-38.0										
Had Blocked											0											0										
FGs – PATs Had Blocked											0-0											0-0										
Net punting average											35.3											38.5										
TOTAL RETURN YARDAGE (Not Including Kickoffs)											-1											-9										
No. and Yards Punt Returns											1 - 1											1-1										
No. and Yards Kickoff Returns											8-188											2-54										
No. and Yards Interception Returns											1-0											1-0										
PENALTIES Number and Yards											5-24											4-26										
FUMBLES Number and Lost											1-0											0-0										
TOUCHDOWNS											3											7										
Rushing											1											3										
Passing											2											4										
Interceptions											0											0										
EXTRA POINTS Made-Attempts											3-3											7-7										
Kicking Made-Attempts											3-3											7-7										
FIELD GOALS Made-Attempts											1-1											0-0										
RED ZONE EFFICIENCY											2-3-67%											5-6-83%										
GOAL TO GO EFFICIENCY											1-1-100%											4-5-80%										
SAFETIES											0											0										
FINAL SCORE											24											49										
TIME OF POSSESSION											30:42											29:18										

BRONCOS DEFENSIVE STATISTICS

(based on coaches' film review)

PLAYER	UT	A	TT	S-YDS	I-YDS	PD	FF	FR											
									UT	A	TT	S-YDS	I-YDS	PD	FF	FR			
K. Herndon	8	0	8	0-0	1-0	2	0	0											
C. Bailey	7	0	7	0-0	0-0	0	0	0											
D. Williams	5	2	7	0-0	0-0	1	0	0											
R. Alexander	6	0	6	0-0	0-0	1	0	0											
M. Coleman	5	1	6	0-0	0-0	0	0	0											
A. Wilson	4	2	6	0-0	0-0	0	0	0											
D. Spragan	2	3	5	0-0	0-0	0	0	0											
K. Kennedy	3	1	4	0-0	0-0	0	0	0											
J. Lynch	3	1	4	0-0	0-0	0	0	0											
A. Palepoi	2	1	3	0-0	0-0	0	0	0											
R. Hayward	2	0	2	1-4	0-0	0	0	0											
M. Pope	2	0	2	0-0	0-0	0	0	0											
R. Johnson	1	1	2	0-0	0-0	0	0	0											
M. Fatafeh	1	0	1	0-0	0-0	0	0	0											
TEAM TOTALS	51	12	63	1-4	1-0	4	0	0											



Indianapolis 41, Denver 10

Sunday, Jan. 4, 2004 • 4:35 p.m. EST • RCA Dome • Indianapolis

WEATHER: Indoors • ATTENDANCE: 56,586 • TIME: 2:39

2003 AFC Wild Card Playoff Game

Denver's 2003 season came to an end with a 41-10 loss to Indianapolis in an AFC Wild Card Playoff Game in front of 56,586 fans at the RCA Dome.

On the game's opening possession, Peyton Manning led the Colts 70 yards and capped the drive when he found Brandon Stokley for a 31-yard touchdown and an early lead. Denver answered on its first drive with a 49-yard Jason Elam field goal after penalties caused the drive to stall.

Late in the first quarter, Manning completed a pass to Marvin Harrison, who fell near the Colts' 29-yard line and after not being touched by a Broncos defender got up and ran the ball in for a touchdown and a 14-3 lead. With Denver unable to sustain a drive after picking up two holding penalties, Indianapolis took possession on its 20-yard-line after a Broncos punt. Manning engineered another successful touchdown drive (8 plays, 80 yards), culminating in a 23-yard touchdown pass to Harrison.

After another Denver punt, Manning hit Stokley in stride, and he raced 87 yards for a touchdown to give the Colts a 28-3 lead with less than two minutes remaining in the half. Denver began to mount a drive, but Plummer's pass intended for Rod Smith was intercepted by David Macklin and returned 21 yards to the Colts' 42-yard-line. Mike Vanderjagt's 27-yard field goal extended the Colts' lead to 31-3 at the half.

On Denver's first possession of the third quarter, Plummer connected with Rod Smith for a 34-yard reception, moving the Broncos to the Colts' 27-yard line before Elam's 46-yard field goal attempt was blocked. Indianapolis was able to add to its lead by capping a 64-yard drive with a 7-yard touchdown pass from Manning to Reggie Wayne.

Plummer—when hit from behind by Colts defensive end Dwight Freeney—fumbled on Denver's next possession, and the ball was recovered by Rob Morris on Denver's 20-yard line. Indianapolis settled for a 20-yard field goal that put it ahead 41-3. Midway through the fourth quarter after recovering a Colts fumble on its 38-yard-line, Denver finally found the end zone for the game's final score when Plummer connected with Smith for a 7-yard touchdown.

Plummer completed 23-of-30 passes for 181 yards with one touchdown but had a pair of interceptions. Clinton Portis led the Broncos with 68 rushing yards while Smith, Shannon Sharpe and Reuben Droughns each had five receptions.

OFFICIALS:

Referee — Johnny Grier (23); **Umpire** — Ed Coukart (71); **Head Linesman** — James Wilson (43); **Line Judge** — Jeff Bergman (32); **Field Judge** — Jim Saracino (58); **Side Judge** — Doug Rosenbaum (67); **Back Judge** — Scott Green (19); **Replay** — Dean Blandino.

DENVER BRONCOS

OFFENSE		DEFENSE	
WR 80 R. Smith		LE 93 T. Pryce	
LT 74 E. Salaam		LT 68 M. Fatafeh	
LG 50 B. Hamilton		RT 90 D. Holland	
C 66 T. Nalen		RE 92 B. Berry	
RG 62 D. Neil		WLB 59 D. Spragan	
RT 78 M. Lepsis		MLB 56 A. Wilson	
TE 84 S. Sharpe		SLB 33 J. Spencer	
WR 85 A. Lelie		LCB 35 L. Herndon	
QB 16 J. Plummer		RCB 31 K. Walls	
RB 26 C. Portis		SS 28 K. Kennedy	
FB 34 R. Droughns		FS 42 S. Brandon	

BRONCOS SUBSTITUTIONS: K 1 J. Elam, P/K 4 M. Knorr, WR 12 C. Adams, CB 21 S. Turner, RB 22 Q. Griffin, CB 23 W. Middlebrooks, S 32 C. Young, CB 33 J. Spencer, RB 38 M. Anderson, CB 47 R. McNeil, LB 53 J. Rutledge, LB 55 K. Burns, G/T 65 C. Carlisle, T 71 B. Brockermeyer, DT 75 M. Pope, WR 82 A. Madise, TE/LB 83 M. Leach, TE 86 P. Hape, TE 89 D. Carswell, DE 98 R. Hayward. **DID NOT PLAY:** QB 13 D. Kanell, WR 14 N. Jackson, DT 96 D. Davis. **INACTIVE:** 3QB 17 J. Jackson, CB/WR 24 D. O'Neal, RB 37 C. Sapp, T 69 P. Alexander, T 72 G. Foster, G 79 S. Herndon, WR 87 E. McCaffrey, TE 88 J. Putzier.

INDIANAPOLIS COLTS

OFFENSE		DEFENSE	
WR 87 R. Wayne		LE 79 R. Brock	
LT 78 T. Glenn		LT 75 L. Triplett	
LG 64 R. DeMulling		RT 90 M. Reagar	
C 56 T. Peko		RE 93 D. Freeney	
RG 63 J. Saturday		SLB 53 M. Washington	
RT 71 R. Diem		MLB 94 R. Morris	
TE 81 M. Pollard		WLB 50 R. Thornton	
WR 88 M. Harrison		LCB 21 W. Harris	
QB 18 P. Manning		RCB 27 D. Macklin	
RB 32 E. James		SS 20 D. Strickland	
TE 80 J. Davenport		FS 28 I. Bashir	

COLTS SUBSTITUTIONS: QB 7 B. Huard, K 13 M. Vanderjagt, P 17 H. Smith, DB 25 N. Harper, DB 31 C. Crosby, RB 33 D. Rhodes, DB 34 J. Doering, RB 35 R. Williams, DB 41 C. Bird, TE 48 J. Snow, LB 52 K. Whiteside, LB 57 J. Nelson, LB 58 G. Brackett, LB 59 C. June, OG 74 S. Scullio, T 76 M. Freitas, WR 83 B. Stokley, WR 86 T. Walters, DE 92 C. Bratzke, DT 96 J. Williams, DE 98 R. Mathis, DE 99 B. Sciolli. **DID NOT PLAY:** RB 36 T. Lopienski. **INACTIVE:** WR 10 T. Wilkins, WR 11 J. Dawson, 3QB 16 C. Sauter, DB 20 M. Doss, DB 39 A. Floyd, TE 44 D. Clark, TE 49 P. Mitchell, WR 85 A. Moorehead.

		1	2	3	4	OT	TOTAL	FIELD GOALS (made () & missed)	
VISITOR	Denver Broncos	3	0	0	7	—	10	J. Elam (49) 46B	
HOME	Indianapolis Colts	14	17	10	0	—	41	M. Vanderjagt (27) (20)	

Team	Qtr	Clock Time	PLAY DESCRIPTION (Extra Point) (Drive Info)	SCORE	
				Visitor	Home
COLTS	1	12:02	B. Stokley 31 yd. pass from P. Manning (M. Vanderjagt, kick) (6-70, 3:05)	0	7
BRONCOS	1	3:48	J. Elam 49 yd. Field Goal (12-47, 8:14)	3	7
COLTS	1	0:36	M. Harrison 46 yd. pass from P. Manning (M. Vanderjagt, kick) (8-81, 3:17)	3	14
COLTS	2	7:28	M. Harrison 23 yd. pass from P. Manning (M. Vanderjagt, kick) (8-80, 3:49)	3	21
COLTS	2	1:51	B. Stokley 87 yd. pass from P. Manning (M. Vanderjagt, kick) (1-87, 0:10)	3	28
COLTS	2	0:00	M. Vanderjagt 27 yd. Field Goal (6-49, 0:55)	3	31
COLTS	3	5:19	R. Wayne 7 yd. pass from P. Manning (M. Vanderjagt, kick) (12-64, 5:45)	3	38
COLTS	3	0:55	M. Vanderjagt 20 yd. Field Goal (6-17, 3:38)	3	41
BRONCOS	4	7:04	R. Smith 7 yd. pass from J. Plummer (J. Elam, kick) (12-62, 6:18)	10	41

FINAL INDIVIDUAL STATISTICS

Denver Broncos										Indianapolis Colts																							
RUSHING	ATT	YDS	AVG	LG	TD					RUSHING	ATT	YDS	AVG	LG	TD																		
C. Portis	17	68	4.0	11	0					E. James	17	78	4.6	11	0																		
Q. Griffin	6	60	10.0	19	0					D. Rhodes	4	8	2.0	4	0																		
J. Plummer	3	18	6.0	10	0					P. Manning	1	0	0.0	0	0																		
										R. Williams	1	-1	-1.0	-1	0																		
TOTAL	26	146	5.6	19	0					TOTAL	23	85	3.7	11	0																		
PASSING										PASSING																							
	ATT	CMP	YDS	TKD/	YD	TD	LG	IN	Rtg.					PASSING	ATT	CMP	YDS	TKD/	YD	TD	LG	IN	Rtg.										
J. Plummer	30	23	181	2/5	1	34	2		74.4					P. Manning	26	22	377	0/0	5	87	0	158.3											
														B. Huard	5	4	17	0/0	0	16	0	80.8											
TOTAL	30	23	181	2/5	1	34	2		74.4					TOTAL	31	26	394	0/0	5	87	0	158.3											
PASS RECEIVING										PASS RECEIVING																							
	NO	YDS	AVG	LG	TD					PASS RECEIVING	NO	YDS	AVG	LG	TD																		
R. Smith	5	66	13.2	34	1					M. Harrison	7	133	19.0	46	2																		
S. Sharpe	5	31	6.2	9	0					R. Wayne	5	43	8.6	16	1																		
R. Droughns	5	19	3.8	10	0					E. James	5	37	7.4	13	0																		
Q. Griffin	2	18	9.0	11	0					B. Stokley	4	144	36.0	87	2																		
C. Adams	2	18	9.0	14	0					T. Walters	3	1	0.3	3	0																		
D. Carswell	2	12	6.0	7	0					M. Pollard	1	25	25.0	25	0																		
C. Portis	1	10	10.0	10	0					J. Davenport	1	11	11.0	11	0																		
A. Lelie	1	7	7.0	7	0																												
TOTAL	23	181	7.9	34	1					TOTAL	26	394	15.2	87	5																		
INTERCEPTIONS										INTERCEPTIONS																							
	NO	YDS	AVG	LG	TD					INTERCEPTIONS	NO	YDS	AVG	LG	TD																		
	0	0	0.0	—	0					D. Macklin	2	52	26.0	31	0																		
TOTAL	0	0	0.0	—	0					TOTAL	2	52	26.0	31	0																		
PUNTING										PUNTING																							
	NO	YDS	AVG	NET	TB	IN20	LG			PUNTING	NO	YDS	AVG	NET	TB	IN20	LG																
M. Knorr	2	84	42.0	32.0	1	1	44				0	0	0.0	0.0	0	0	—																
TOTAL	2	84	42.0	32.0	1	1	44			TOTAL	0	0	0.0	0.0	0	0	—																
PUNT RETURNS										PUNT RETURNS																							
	NO	YDS	AVG	FC	LG	TD				PUNT RETURNS	NO	YDS	AVG	FC	LG	TD																	
	0	0	0.0	0	—	0				(DOWNED)	1	0	0.0	0	—	0																	
										(TOUCHBACK)	0	0	0.0	0	—	0																	
RETURNS	0	0	0.0	0	—	0				RETURNS	0	0	0.0	0	—	0																	
KICKOFF RETURNS										KICKOFF RETURNS																							
	NO	YDS	AVG	FC	LG	TD				KICKOFF RETURNS	NO	YDS	AVG	FC	LG	TD																	
R. Droughns	6	133	22.2	0	33	0				R. Williams	1	18	18.0	0	18	0																	
(TOUCHBACK)	1	0	0.0	0	—	0				D. Rhodes	1	16	16.0	0	16	0																	
RETURNS	6	133	22.2	0	33	0				RETURNS	2	34	17.0	0	18	0																	
Denver Broncos	Own	Opp.	Out											Indianapolis Colts	Own	Opp.	Out																
FUMBLES	Fum	Lost	Rec.	Yds	TD	FF	Rec.	Yds	TD	Bnds											FUMBLES	Fum	Lost	Rec.	Yds	TD	FF	Rec.	Yds	TD	Bnds		
J. Plummer	1	1	0	0	0	0	0	0	0	0											P. Manning	1	0	1	-2	0	0	0	0	0	0	0	0
C. Portis	1	0	0	0	0	0	0	0	0	1											E. James	1	1	0	0	0	0	0	0	0	0	0	
M. Fatafehi	0	0	0	0	0	1	0	0	0	0											M. Pollard	1	0	0	0	0	0	0	0	0	0	1	
L. Walls	0	0	0	0	0	1	0	0	0	0											D. Freeney	0	0	0	0	0	1	0	0	0	0	0	
R. Hayward	0	0	0	0	0	0	1	0	0	0											W. Harris	0	0	0	0	0	1	0	0	0	0	0	
																					R. Morris	0	0	0	0	0	0	1	0	0	0	0	
TOTAL	2	1	0	0	0	2	1	0	0	1											TOTAL	3	1	1	-2	0	2	1	0	0	1		

FINAL TEAM STATISTICS

	BRONCOS	COLTS		BRONCOS	COLTS
TOTAL FIRST DOWNS	20	23	FGs - PATs Had Blocked	1-0	0-0
By Rushing	10	6	Net punting average	32.0	0.0
By Passing	9	17	TOTAL RETURN YARDAGE (Not Including Kickoffs)	0	52
By Penalty	1	0	No. and Yards Punt Returns	0-0	0-0
THIRD DOWN EFFICIENCY	4-11-36%	6-8-75%	No. and Yards Kickoff Returns	6-133	2-34
FOURTH DOWN EFFICIENCY	2-2-100%	0-1-0%	No. and Yards Interception Returns	0-0	2-52
TOTAL NET YARDS	322	479	PENALTIES Number and Yards	5-55	5-40
Total Offensive Plays (inc. times thrown passing)	58	54	FUMBLES Number and Lost	2-1	3-1
Average gain per offensive play	5.6	8.9	TOUCHDOWNS	1	5
NET YARDS RUSHING	146	85	Rushing	1	0
Total Rushing Plays	26	23	Passing	1	5
Average gain per rushing play	5.6	3.7	Interceptions	0	2
Tackles for a loss - number and yards	2-4	2-5	EXTRA POINTS Made-Attempts	1-1	5-5
NET YARDS PASSING	176	394	Kicking Made-Attempts	1-1	5-5
Times thrown - yards lost attempting to pass	2-5	0-0	FIELD GOALS Made-Attempts	1-2	2-2
Gross yards passing	181	394	RED ZONE EFFICIENCY	1-1-100%	1-3-33%
PASS ATTEMPTS-COMPLETIONS-HAD INTERCEPTED	30-23-2	31-26-0	GOAL TO GO EFFICIENCY	0-0-0%	1-3-33%
Average gain per pass play (inc. # thrown passing)	5.5	12.7	SAFETIES	0	41
KICKOFFS Number-In End Zone-Touchbacks	3-0-0	7-1-1	FINAL SCORE	0	0
PUNTS Number and Average	2-42.0	0-0.0	TIME OF POSSESSION	34:38	25:22
Had Blocked	0	0			

BRONCOS DEFENSIVE STATISTICS

(based on unofficial press box statistics)

PLAYER	UT	A	TT	S-YDS	I-YDS	PD	FF	FR	PLAYER	UT	A	TT	S-YDS	I-YDS	PD	FF	FR
S. Brandon	10	0	10	0-0	0-0	0	0	0	K. Herndon	2	0	2	0-0	0-0	0	0	0
K. Kennedy	6	2	8	0-0	0-0	0	0	0	B. Berry	1	1	2	0-0	0-0	0	0	0
A. Wilson	6	1	7	0-0	0-0	0	0	0	M. Pope	1	0	1	0-0	0-0	0	0	0
D. Spragan	3	2	5	0-0	0-0	0	0	0	W. Middlebrooks	1	0	1	0-0	0-0	0	0	0
J. Sykes	2	2	4	0-0	0-0	1	0	0	J. Spencer	1	0	1	0-0	0-0	0	0	0
R. Hayward	3	0	3	0-0	0-0	0	0	1	D. Holland	0	1	1	0-0	0-0	0	0	0
M. Fatafehi	3	0	3	0-0	0-0	0	1	0	C. Young	0	0	0	0-0	0-0	0	0	0
L. Walls	3	0	3	0-0	0-0	0	1	0	K. Burns	0	0	0	0-0	0-0	0	0	0
T. Pryce	2	0	2	0-0	0-0	0	0	0	TEAM TOTALS	44	9	53	0-0	0-0	1	2	1



Baltimore 21, Denver 3

Sunday, Dec. 31, 2000 • 12:35 p.m. EST • PSINet Stadium • Baltimore

WEATHER: Mostly Sunny, 22° (wind chill 5°), Wind NNW 20-25 mph • ATTENDANCE: 69,638 • TIME: 2:54

2000 AFC Wild Card Playoff Game

The Denver Broncos' 2000 season ended with a 21-3 defeat at the hands of the Baltimore Ravens in an AFC Wild Card Playoff Game at PSINet Stadium in Baltimore on a blustery New Year's Eve day in front of 69,638 fans.

Denver's offense managed just 177 yards—the club's third-lowest output in 28 postseason games—and nine first downs against a record-setting Ravens defense, which put an end to the Broncos' seven-game postseason winning streak.

After a scoreless first quarter, Baltimore put up the first points when Jamal Lewis reached the end zone from one yard out early in the second quarter to cap a 10-play, 75-yard drive.

The Broncos answered with a 31-yard Jason Elam field goal to narrow the deficit to 7-3 when a promising 12-play, 68-yard drive stalled after a third-and-1 opportunity at the Ravens' 12-yard line. What followed would prove to be the play of the game, if not one of the more bizarre plays of the year.

The Ravens' Corey Harris returned the ensuing kickoff 15 yards to the Baltimore 42-yard line. On first-and-10, Baltimore's Trent Duffer attempted a screen pass to Lewis, who tipped the ball into and out of the hands of Denver cornerback Terrell Buckley. The loose ball was grabbed out of the air by former Broncos tight end Shannon Sharpe, who dashed 58 yards for a touchdown, boosting the lead to 14-3 at the half.

Baltimore increased its lead to 21-3 late in the third quarter when Lewis ran 27 yards for his second touchdown of the day to cap the scoring.

Denver managed just 83 yards on its eight second-half possessions and was held scoreless to preserve the lowest scoring output (3) in franchise postseason history. The Broncos penetrated Ravens territory just once all day and ran only seven plays on the Baltimore side of the field.

Broncos quarterback Gus Frerotte, subbing for the injured Brian Griese, completed 13-of-28 passes for 124 yards with one interception. Denver's Ed McCaffrey led all receivers with eight catches for 75 yards (9.4 avg.).

Mike Anderson led the Broncos in rushing with 40 yards on 15 carries. Safety Billy Jenkins and defensive end Maa Tanuvasa each had sacks for the Broncos' defense, which held Baltimore to 240 net yards of total offense and forced 10 punts. Denver also allowed the Ravens to convert just 4-of-14 (28.6%) of their third-down attempts.

OFFICIALS:

Referee — Larry Nemmers (20); **Umpire** — Bob Wagner (100); **Head Linesman** — Tony Veteri (36); **Line Judge** — Ron Phares (10); **Field Judge** — Steve Zimmer (33); **Side Judge** — Doug Toole (4); **Back Judge** — Richard Reels (83); **Replay** — Bob Boylston.

DENVER BRONCOS

OFFENSE		DEFENSE	
WR 80	R. Smith	LE 98	M. Tanuvasa
LT 77	T. Jones	LT 94	K. Traylor
LG 64	L. Friedman	RT 93	T. Pryce
C 66	T. Nalen	RE 95	K. Pittman
RG 62	D. Neil	WLB 51	J. Mobley
RT 78	M. Lepsis	MLB 56	A. Wilson
TE 89	D. Carswell	SLB 53	B. Romanowski
WR 87	E. McCaffrey	LCB 39	R. Crockett
QB 12	G. Frerotte	RCB 27	T. Buckley
RB 38	M. Anderson	SS 32	B. Jenkins
FB 29	H. Griffith	FS 26	E. Brown

BRONCOS SUBSTITUTIONS: K 1 J. Elam, K 2 S. Lindsey, P 16 T. Rouen, QB 17 J. Jackson, CB 24 D. O'Neal, S 28 K. Kennedy, CB 33 J. Spencer, CB 35 J. Suttle, FB 42 D. Smith, RB 46 K. Coleman, S 48 G. Coghill, LB 52 I. Gold, LB 55 K. Burns, LB 59 G. Cadrez, C 60 K. C. Jones, G/T 65 C. Carlisle, WR 81 S. Montgomery, WR 83 T. McGriff, TE 86 B. Chamberlain, TE 88 De. Clark, DE 92 L. Archambeau, DE 96 H. Hasselbach, DT 97 M. Lodish. **DID NOT PLAY:** QB 14 B. Griese. **INACTIVE:** RB 30 T. Davis, S 47 Da. Clark, TE 82 B. Miller, WR 84 C. Cole, WR 85 C. Fields, DT 90 J. Johnson, DE 99 M. Reagar.

BALTIMORE RAVENS

OFFENSE		DEFENSE	
WR 87	Q. Ismail	LE 90	R. Burnett
LT 75	J. Ogden	LT 95	S. Adams
LG 64	E. Mulitalo	RT 98	T. Siragusa
C 60	J. Mitchell	RE 99	M. McCrary
RG 62	M. Flynn	LLB 58	P. Boulware
RT 70	H. Wayne	MLB 52	R. Lewis
TE 82	S. Sharpe	RLB 55	J. Sharper
TE 81	B. Coates	LCB 22	D. Starks
QB 8	T. Duffer	RCB 21	C. McAlister
RB 31	Ja. Lewis	SS 20	K. Herring
FB 32	S. Gash	FS 26	R. Woodson

RAVENS SUBSTITUTIONS: K 3 M. Stover, P 5 K. Richardson, QB 12 T. Banks, FB 29 C. Evans, RB 33 P. Holmes, CB 35 R. Bailey, CB 38 J. Trapp, S 42 A. Mitchell, S 45 C. Harris, LB 50 B. Jackson, LB 51 C. Brown, LB 56 A. Davis, LB 57 O. Brigance, C 66 J. Hudson, OL 77 K. Vickers, DT 79 L. Webster, WR 80 B. Stokley, WR 83 P. Johnson, WR 84 Je. Lewis, WR 86 B. Davis, DT 91 L. Dalton, DE 93 K. Washington. **DID NOT PLAY:** OT 71 S. Folau. **INACTIVE:** 30B 7 C. Redman, WR 11 M. Nash, CB 25 C. Love, S 43 A. Poindexter, OT 72 S. Williams, OG 74 O. Bobo, TE 85 J. Jones, DE 96 A. Thomas.

		1	2	3	4	OT	TOTAL	FIELD GOALS (made () & missed)	
VISITOR	Denver Broncos	0	3	0	0	—	3	J. Elam (31)	
HOME	Baltimore Ravens	0	14	7	0	—	21		

Team	Qtr	Clock Time	PLAY DESCRIPTION (Extra Point) (Drive Info)	SCORE	
				Visitor	Home
RAVENS	2	11:43	Ja. Lewis 1 yd. run (M. Stover, kick) (10-75, 5:51)	0	7
BRONCOS	2	4:31	J. Elam 31 yd. Field Goal (12-68, 7:12)	3	7
RAVENS	2	4:06	S. Sharpe 58 yd. pass from T. Duffer (M. Stover, kick) (1-58, 0:25)	3	14
RAVENS	3	3:19	Ja. Lewis 27 yd. run (M. Stover, kick) (2-28, 0:42)	3	21

FINAL INDIVIDUAL STATISTICS

Denver Broncos										Baltimore Ravens									
RUSHING	ATT	YDS	AVG	LG	TD	RUSHING	ATT	YDS	AVG	LG	TD	RUSHING	ATT	YDS	AVG	LG	TD		
M. Anderson	15	40	2.7	13	0	Ja. Lewis	30	110	3.7	27	2	T. Diifier	1	0	0	0	0		
R. Smith	2	3	1.5	7	0	P. Holmes	5	6	1.2	4	0	Je. Lewis	1	5	5.0	5	0		
G. Ferrotte	1	-1	-1.0	-1	0	T. Diifier	1	2	2.0	2	0	T. Banks	1	-1	-1.0	-1	0		
TOTAL	18	42	2.3	13	0	TOTAL	38	122	3.2	27	2	TOTAL	38	122	3.2	27	2		
PASSING	ATT	CMP	YDS	TKD/YD	TD	LG	IN	Rtg.	PASSING	ATT	CMP	YDS	TKD/YD	TD	LG	IN	Rtg.		
G. Ferrotte	28	13	124	4/34	0	24	1	44.3	T. Diifier	14	9	130	2/12	1	58	0	118.2		
J. Jackson	10	5	54	1/9	0	19	0	66.3	T. Banks	1	0	0	0/0	0	0	0	39.6		
TOTAL	38	18	178	5/43	0	24	1	50.1	TOTAL	15	9	130	2/12	1	58	0	110.4		
PASS RECEIVING	NO	YDS	AVG	LG	TD	PASS RECEIVING	NO	YDS	AVG	LG	TD	PASS RECEIVING	NO	YDS	AVG	LG	TD		
E. McCaffrey	8	75	9.4	16	0	O. Ismail	4	35	8.8	15	0	S. Sharpe	3	73	24.3	58	1		
R. Smith	3	58	19.3	24	0	S. Sharpe	3	73	24.3	58	1	Ja. Lewis	1	15	15.0	15	0		
M. Anderson	2	10	5.0	8	0	S. Gash	1	7	7.0	7	0	TOTAL	9	130	14.4	58	1		
D. Carswell	2	8	4.0	6	0	TOTAL	9	130	14.4	58	1	INTERCEPTIONS	NO	YDS	AVG	LG	TD		
H. Griffith	1	16	16.0	16	0	R. Lewis	1	4	4.0	4	0	TOTAL	0	0	0.0	—	0		
T. McGriff	1	6	6.0	6	0	TOTAL	1	4	4.0	4	0	PUNTING	NO	YDS	AVG	NET	TB	IN20	LG
De. Clark	1	5	5.0	5	0	K. Richardson	10	383	38.3	33.0	2	4	66						
TOTAL	18	178	9.9	24	0	TOTAL	10	383	38.3	33.0	2	4	66						
INTERCEPTIONS	NO	YDS	AVG	LG	TD	INTERCEPTIONS	NO	YDS	AVG	LG	TD	PUNTING	NO	YDS	AVG	NET	TB	IN20	LG
TOTAL	0	0	0.0	—	0	R. Lewis	1	4	4.0	4	0	TOTAL	10	383	38.3	33.0	2	4	66
PUNTING	NO	YDS	AVG	NET	TB	IN20	LG	PUNTING	NO	YDS	AVG	NET	TB	IN20	LG				
T. Rouen	9	346	38.4	35.6	0	0	62	K. Richardson	10	383	38.3	33.0	2	4	66				
TOTAL	9	346	38.4	35.6	0	0	62	TOTAL	10	383	38.3	33.0	2	4	66				
PUNT RETURNS	NO	YDS	AVG	FC	LG	TD	PUNT RETURNS	NO	YDS	AVG	FC	LG	TD						
D. O'Neal	3	13	4.3	0	7	0	Je. Lewis	4	26	6.5	2	17	0						
D. Smith	1	0	0.0	0	0	0	(DOWNED)	3	0	0.0	0	—	0						
T. Buckley	0	0	0.0	1	—	0	RETURNS	4	26	6.5	2	17	0						
(DOWNED)	3	0	0.0	0	—	0	KICKOFF RETURNS	NO	YDS	AVG	FC	LG	TD						
(TOUCHBACK)	2	0	0.0	0	—	0	C. Harris	1	15	15.0	0	15	0						
RETURNS	4	13	3.3	1	7	0	B. Coates	1	8	8.0	0	8	0						
KICKOFF RETURNS	NO	YDS	AVG	FC	LG	TD	RETURNS	2	23	11.5	0	15	0						
B. Chamberlain	1	15	15.0	0	15	0	FUMBLES	Fum	Lost	Rec.	Yds	TD	FF	Rec.	Yds	TD	Bnds		
D. Smith	1	15	15.0	0	15	0	Baltimore Ravens	Fum	Lost	Rec.	Yds	TD	FF	Rec.	Yds	TD	Bnds		
D. O'Neal	1	13	13.0	0	13	0	T. Diifier	1	0	0	0	0	0	0	0	0	0		
(TOUCHBACK)	1	0	0.0	0	—	0	J. Ogden	0	1	0	0	0	0	0	0	0	0		
RETURNS	3	43	14.3	0	15	0	TOTAL	1	0	1	0	0	0	0	0	0	0		

FINAL TEAM STATISTICS

	BRONCOS				RAVENS				BRONCOS				RAVENS			
TOTAL FIRST DOWNS	9				13				9-38.4				10-38.3			
By Rushing	1				5				Had Blocked				0			
By Passing	8				7				FGs – PATs Had Blocked				0-0			
By Penalty	0				1				Net punting average				35.6			
THIRD DOWN EFFICIENCY	3-16-19%				4-14-29%				TOTAL RETURN YARDAGE (Not Including Kickoffs)				13			
FOURTH DOWN EFFICIENCY	1-3-33%				0-0-0%				No. and Yards Punt Returns				4-13			
TOTAL NET YARDS	177				240				No. and Yards Kickoff Returns				3-43			
Total Offensive Plays (inc. times thrown passing)	61				55				No. and Yards Interception Returns				0-0			
Average gain per offensive play	2.9				4.4				PENALTIES Number and Yards				6-33			
NET YARDS RUSHING	42				122				FUMBLES Number and Lost				0-0			
Total Rushing Plays	18				38				TOUCHDOWNS				0			
Average gain per rushing play	2.3				3.2				Rushing				0			
Tackles for a loss – number and yards	1-4				3.6				Passing				0			
NET YARDS PASSING	135				118				EXTRA POINTS Made-Attempts				0-0			
Times thrown – yards lost attempting to pass	5-43				2-12				Kicking Made-Attempts				0-0			
Gross yards passing	178				130				FIELD GOALS Made-Attempts				1-1			
PASS ATTEMPTS-COMPLETIONS-HAD INTERCEPTED	38-18-1				15-9-0				SAFETIES				3			
Average gain per pass play (inc. # thrown passing)	3.1				6.9				FINAL SCORE				0			
KICKOFFS Number-In End Zone-Touchbacks	2-0-0				4-1-1				TIME OF POSSESSION				27:37			

BRONCOS DEFENSIVE STATISTICS

(based on unofficial press box statistics)

PLAYER	BRONCOS							RAVENS									
	UT	A	TT	S-YDS	I-YDS	PD	FF	FR	PLAYER	UT	A	TT	S-YDS	I-YDS	PD	FF	FR
B. Jenkins	10	2	12	1-10	0-0	0	1	0	I. Gold	1	0	1	0-0	0-0	0	0	0
T. Pryce	7	0	7	0-0	0-0	1	0	0	M. Lodish	1	0	1	0-0	0-0	0	0	0
J. Mobley	6	0	6	0-0	0-0	0	0	0	K. Traylor	0	1	1	0-0	0-0	0	0	0
A. Wilson	4	2	6	0-0	0-0	0	0	0	L. Archambeau	0	0	0	0-0	0-0	0	0	0
E. Brown	4	1	5	0-0	0-0	0	0	0	T. Buckley	0	0	0	0-0	0-0	0	0	0
M. Tanuvasa	3	2	5	1-2	0-0	0	0	0	G. Gadrez	0	0	0	0-0	0-0	0	0	0
H. Hasselbach	4	0	4	0-0	0-0	0	0	0	D. O'Neal	0	0	0	0-0	0-0	0	0	0
B. Romanowski	2	2	4	0-0	0-0	0	0	0	J. Spencer	0	0	0	0-0	0-0	0	0	0
K. Pittman	2	1	3	0-0	0-0	0	0	0	TEAM TOTALS	46	11	57	2-12	0-0	1	1	0
R. Crockett	2	0	2	0-0	0-0	0	0	0									



Denver 34, Atlanta 19

Sunday, Jan. 31, 1999 • 6:25 p.m. EST • Pro Player Stadium • Miami

WEATHER: Mostly Cloudy, 73°, Wind E 10 mph • **ATTENDANCE:** 74,803 • **TIME:** 3:18

Super Bowl XXXIII



The Denver Broncos clinched their second consecutive World Championship with a 34-19 victory over the Atlanta Falcons in Super Bowl XXXIII before 74,803 fans at Miami's Pro Player Stadium and millions more watching around the world. Denver became just the sixth franchise in NFL history to win back-to-back Super Bowl titles and posted the seventh repeat championship in Super Bowl history.

Quarterback John Elway claimed the game's Most Valuable Player award by completing 18-of-29 passes for 336 yards (third most in Super Bowl history at the time), including an 80-yard scoring toss to Rod Smith in the second quarter that tied for the second-longest TD pass in Super Bowl history. Elway also ran for a 3-yard score in the fourth quarter, making him the oldest player (38) to score a touchdown in the Super Bowl, eclipsing the mark he set a year earlier by scoring in Super Bowl XXXII.

Elway's accurate passing and the effective running of Terrell Davis, who set an NFL record with his seventh consecutive 100-yard game in the postseason (102 yards), kept the Falcons off balance all night. The Broncos' defense chipped in with two sacks and four takeaways, including two interceptions by Darrien Gordon, who set a Super Bowl record for most interception return yards in a game (108).

Atlanta took the opening kickoff and capped its drive with a 32-yard Morten Andersen field goal before Denver answered with the game's next 17 points. The first score came on a 1-yard run by Howard Griffith that ended a 10-play, 80-yard opening drive by the Broncos, and the lead was increased to 10-3 on a 26-yard Jason Elam field goal that capped Denver's third possession. After Andersen missed a 26-yard field goal attempt, the Broncos answered with the Elway-to-Smith 80-yard score on the next play to push the lead to 17-3. The Falcons narrowed the margin to 17-6 at halftime with a 28-yard Andersen field goal.

After a scoreless third quarter, Denver took advantage of Gordon's first interception by capping a short 24-yard drive with another Griffith 1-yard touchdown run early in the fourth quarter. Gordon's second interception set up Elway's 3-yard touchdown run that put Denver ahead 31-6 with 11:20 remaining. Two late touchdowns by Atlanta, sandwiched around a 37-yard Elam field goal, produced the final margin.

OFFICIALS:

Referee — Bernie Kukar (86); **Umpire** — Jim Daopoulos (75); **Head Linesman** — Sanford Rivers (21); **Line Judge** — Ron Baynes (56); **Field Judge** — Tim Millis (80); **Side Judge** — Gary Lane (120); **Back Judge** — Don Hakes (96).

DENVER BRONCOS

OFFENSE		DEFENSE	
WR 80 R. Smith	LE 96 H. Hasselbach	LT 77 T. Jones	LT 94 K. Traylor
LG 69 M. Schlereth	RT 93 T. Pryce	C 66 T. Nalen	RE 98 M. Tanuvasa
RG 62 D. Neil	WLB 51 J. Mobley	RT 74 H. Swayne	MLB 59 G. Cadrez
TE 84 S. Sharpe	SLB 53 B. Romanowski	WR 87 E. McCaffrey	LCB 39 R. Crockett
QB 7 J. Elway	RCB 21 D. Gordon	HB 30 T. Davis	SS 34 T. Braxton
FB 29 H. Griffith	FS 27 S. Atwater		

BRONCOS SUBSTITUTIONS: K 1 J. Elam, QB 6 B. Brister, P 16 T. Rouen, CB 20 T. James, RB 22 V. Hebron, CB 25 D. Johnson, CB 28 T. Paul, RB 31 D. Louville, RB 37 A. Lynn, FB 42 D. Smith, S 48 G. Coghill, LB 56 K. Burns, G 63 D. Diaz-Infante, T 78 M. Lepsis, WR 82 M. Nash, WR 85 W. Green, TE 86 B. Chamberlain, TE 89 D. Carswell, DE 90 N. Smith, DE 91 A. Williams, DE 95 M. Washington, DT 97 M. Lodish, LB 99 S. Joyner. **INACTIVE:** QB 14 B. Griesse, S 26 E. Brown, LB 54 N. Wayne, C 60 K.C. Jones, T 70 T. Teague, DE 73 C. Brown, G 79 C. Banks, WR 83 J. Armour.

ATLANTA FALCONS

OFFENSE		DEFENSE	
WR 80 T. Martin	LE 92 L. Archambeau	LT 70 B. Whitfield	LT 98 T. Hall
LG 68 C. Collins	RT 75 S. Dronett	C 61 R. Tobeck	RE 90 C. Smith
RG 69 G. Williams	WLB 97 C. Bennett	RT 74 E. Salaam	MLB 58 J. Tuggle
TE 88 O.J. Santiago	SLB 94 H. Crockett	WR 81 T. Mathis	LCB 34 R. Buchanan
QB 12 C. Chandler	RCB 20 M. Booker	RB 32 J. Anderson	SS 35 W. White
FB 85 B. Kozlowski	FS 41 E. Robinson		

FALCONS SUBSTITUTIONS: P 4 D. Strzyzinski, K 5 M. Andersen, CB 21 E. Williams, CB 23 R. Bradford, S 25 D. Bush, RB 28 H. Green, CB 29 R. Fuller, FB 45 G. Downs, LB 52 C. Sauer, LB 54 R. Hamilton, LB 56 K. Brooking, LB 59 B. Talley, G 64 B. Hallen, C/G 67 A. Schreiber, T 76 J. Portilla, WR 82 R. Harris, WR 83 T. Dwight, TE 86 E. Smith, DE 91 J. Burrough, DT 95 E. Tualo, DE 96 A. Edwards. **DID NOT PLAY:** QB 17 S. DeBerg, RB 33 K. Oxendine. **INACTIVE:** QB 13 T. Graziani, CB 26 D. Anderson, S 27 O. Brown, S 47 C. Bayne, G/C 79 D. Widell, TE 84 R. Monroe, WR 89 T. Kinchen, DE 93 S. Swayda.

		1	2	3	4	OT	TOTAL	FIELD GOALS (made () & missed)	
VISITOR	Denver Broncos	7	10	0	17	—	34	J. Elam	(26) 38WR 48WL (37)
HOME	Atlanta Falcons	3	3	0	13	—	19	M. Andersen	(32) 26WR (28)

Team	Qtr	Clock Time	PLAY DESCRIPTION (Extra Point) (Drive Info)	SCORE	
				Visitor	Home
FALCONS	1	9:35	M. Andersen 32 yd. Field Goal (10-48, 5:25)	0	3
BRONCOS	1	3:55	H. Griffith 1 yd. run (J. Elam, kick) (10-80, 5:40)	7	3
BRONCOS	2	9:17	J. Elam 26 yd. Field Goal (11-63, 4:58)	10	3
BRONCOS	2	4:54	R. Smith 80 yd. pass from J. Elway (J. Elam, kick) (1-80, 0:13)	17	3
FALCONS	2	2:25	M. Andersen 28 yd. Field Goal (7-38, 2:29)	17	6
BRONCOS	4	14:56	H. Griffith 1 yd. run (J. Elam, kick) (5-24, 1:50)	24	6
BRONCOS	4	11:20	J. Elway 3 yd. run (J. Elam, kick) (3-48, 1:17)	31	6
FALCONS	4	11:01	T. Dwight 94 yd. kickoff return (M. Andersen, kick)	31	13
BRONCOS	4	7:08	J. Elam 37 yd. Field Goal (7-36, 3:53)	34	13
FALCONS	4	2:04	T. Mathis 3 yd. pass from C. Chandler (2-pt. Attempt Failed) (16-76, 5:04)	34	19

FINAL INDIVIDUAL STATISTICS

Denver Broncos										Atlanta Falcons																
RUSHING										RUSHING																
T. Davis	25	102	4.1	15	0	J. Anderson	18	96	5.3	15	0															
H. Griffith	4	9	2.3	4	2	C. Chandler	4	30	7.5	12	0															
D. Loville	2	8	4.0	6	0	T. Dwight	1	5	5.0	5	0															
J. Elway	3	2	0.7	3	1																					
R. Smith	1	1	1.0	1	0																					
B. Brister	1	-1	-1.0	-1	0																					
TOTAL	36	121	3.4	15	3	TOTAL	23	131	5.7	15	0															
PASSING										PASSING																
J. Elway	29	18	336	0/0	1	80	1	99.2	C. Chandler	35	19	219	2/13	1	30	3	47.2									
TOTAL	29	18	336	0/0	1	80	1	99.2	TOTAL	35	19	219	2/13	1	30	3	47.2									
PASS RECEIVING										PASS RECEIVING																
R. Smith	5	152	30.4	80	1	T. Mathis	7	85	12.1	30	1															
E. McCaffrey	5	72	14.4	25	0	T. Martin	5	79	15.8	23	0															
B. Chamberlain	3	29	9.7	13	0	J. Anderson	3	16	5.3	9	0															
T. Davis	2	50	25.0	39	0	R. Harris	2	21	10.5	13	0															
S. Sharpe	2	26	13.0	14	0	O.J. Santiago	1	13	13.0	13	0															
H. Griffith	1	7	7.0	7	0	B. Kozlowski	1	5	5.0	5	0															
TOTAL	18	336	18.7	80	1	TOTAL	19	219	11.5	30	1															
INTERCEPTIONS										INTERCEPTIONS																
D. Gordon	2	108	54.0	58	0	R. Bradford	1	1	1.0	1	0															
D. Johnson	1	28	28.0	28	0																					
TOTAL	3	136	45.3	58	0	TOTAL	1	1	1.0	1	0															
PUNTING										PUNTING																
T. Rouen	1	35	35.0	35.0	0	1	35	D. Strzyzinski	1	39	39.0	39.0	0	0	39											
TOTAL	1	35	35.0	35.0	0	1	35	TOTAL	1	39	39.0	39.0	0	0	39											
PUNT RETURNS										PUNT RETURNS																
(DOWNED)	1	0	0.0	0	—	0	T. Dwight	0	0	0.0	1	—	0													
RETURNS	0	0	0.0	0	—	0	RETURNS	0	0	0.0	1	—	0													
KICKOFF RETURNS										KICKOFF RETURNS																
V. Hebron	2	42	21.0	0	26	0	T. Dwight	5	210	42.0	0	94	1													
B. Chamberlain	1	2	2.0	0	2	0	B. Kozlowski	2	17	8.5	0	16	0													
RETURNS	3	44	14.7	0	26	0	RETURNS	7	227	32.4	0	94	1													
Denver Broncos										Atlanta Falcons																
FUMBLES	Fum	Lost	Rec.	Yds	TD	FF	Rec.	Yds	TD	FF	Rec.	Yds	TD	Bnds	FUMBLES	Fum	Lost	Rec.	Yds	TD	FF	Rec.	Yds	TD	Bnds	
G. Coghill	0	0	0	0	0	1	0	0	0	0	0	0	0	0	J. Anderson	1	1	0	0	0	0	0	0	0	0	0
T. Braxton	0	0	0	0	0	1	4	0	0																	
TOTAL	0	0	0	0	0	1	4	0	0	TOTAL	1	1	0	0	0	0	0	0	0	0	0	0	0	0	0	

FINAL TEAM STATISTICS

	BRONCOS	FALCONS		BRONCOS	FALCONS
TOTAL FIRST DOWNS	22	21	FGs – PATs Had Blocked	0-0	0-0
By Rushing	8	8	TOTAL RETURN YARDAGE (Not Including Kickoffs)	136	1
By Passing	14	12	No. and Yards Punt Returns	0-0	0-0
By Penalty	0	1	No. and Yards Kickoff Returns	3-44	7-227
THIRD DOWN EFFICIENCY	6-13-46%	5-11-45%	No. and Yards Interception Returns	3-136	1-1
FOURTH DOWN EFFICIENCY	0-1-0%	1-2-50%	PENALTIES Number and Yards	4-61	0-0
TOTAL NET YARDS	457	337	FUMBLES Number and Lost	0-0	1-1
Total Offensive Plays (inc. times thrown passing)	65	60	TOUCHDOWNS	4	2
Average gain per offensive play	7.0	5.6	Rushing	3	0
NET YARDS RUSHING	121	131	Passing	1	1
Total Rushing Plays	36	23	Kickoff Returns	0	1
Average gain per rushing play	3.4	5.7	EXTRA POINTS Made-Attempts	4-4	1-2
NET YARDS PASSING	336	206	Kicking Made-Attempts	4-4	1-1
Times thrown – yards lost attempting to pass	0-0	2-13	Passing Made-Attempts	0-0	0-1
Gross yards passing	336	219	FIELD GOALS Made-Attempts	2-4	2-3
PASS ATTEMPTS-COMPLETIONS-HAD INTERCEPTED	29-18-1	35-19-3	SAFETIES	0	0
Average gain per pass play (inc. # thrown passing)	11.6	5.6	FINAL SCORE	34	19
KICKOFFS Number-In End Zone-Touchbacks	7-0-0	5-2-1	TIME OF POSSESSION	31:23	28:37
PUNTS Number and Average	1-35	1-39			
Had Blocked	0	0			

BRONCOS DEFENSIVE STATISTICS

(based on unofficial press box statistics)																	
PLAYER	UT	A	TT	S-YDS	I-YDS	PD	FF	FR									
G. Cadrez	4	4	8	0-0	0-0	0	0	0	H. Hasselbach	1	1	2	0-0	0-0	0	0	0
S. Atwater	4	3	7	0-0	0-0	1	0	0	G. Coghill	1	0	1	0-0	0-0	0	1	0
R. Crockett	5	0	5	0-0	0-0	0	0	0	D. Johnson	1	0	1	0-0	1-28	1	0	0
B. Romanowski	4	1	5	1-7	0-0	1	0	0	M. Washington	1	0	1	0-0	0-0	0	0	0
D. Gordon	2	1	3	0-0	2-108	3	0	0	T. Pryce	0	1	1	0-0	0-0	0	0	0
M. Tanuvasa	2	1	3	0-0	0-0	0	0	0	N. Smith	0	1	1	0-0	0-0	0	0	0
J. Mobley	1	2	3	1-6	0-0	0	0	0	T. James	0	0	0	0-0	0-0	1	0	0
K. Traylor	1	2	3	0-0	0-0	1	0	0	M. Lodish	0	0	0	0-0	0-0	0	0	0
A. Williams	2	0	2	0-0	0-0	2	0	0	TEAM TOTALS	30	18	48	2-13	3-136	11	1	1
T. Braxton	1	1	2	0-0	0-0	1	0	1									



Denver 23, N.Y. Jets 10

Sunday, Jan. 17, 1999 • 2:15 p.m. MST • Mile High Stadium • Denver

WEATHER: Sunny, 41° (wind chill 18°), Wind NW 24 mph • **ATTENDANCE:** 75,482 • **TIME:** 3:16

1998 AFC Championship Game

The Broncos clinched their AFC-record sixth berth in a Super Bowl by defeating the New York Jets 23-10 in the AFC Championship Game before a crowd of 75,482 fans at Mile High Stadium and a CBS national television audience.

After failing to score in the first half, the Broncos scored 20 third-quarter points to take control of the game. The win propelled Denver to the Super Bowl for the second consecutive season, matching the back-to-back Super Bowl appearances of the 1986 and '87 Broncos.

The Jets took a 10-0 lead after John Hall's 32-yard field goal in the second quarter and Curtis Martin's 1-yard touchdown run early in the third quarter that was set up by a blocked punt at the Broncos' 1-yard line. That touchdown proved to be just the wake-up call that Denver needed to ignite its offense as well as the unusually quiet Mile High crowd. On first-and-10 from the 36-yard line, John Elway connected with Ed McCaffrey on a 47-yard pass play before finding fullback Howard Griffith for an 11-yard touchdown pass to narrow the Jets' lead to 10-7.

Then, a wind-stifled kickoff fumble was recovered by Broncos linebacker Keith Burns and turned into a 44-yard Jason Elam field goal to tie the game. Following another Elam field goal, the Broncos opened up a 10-point lead, 20-10, on Terrell Davis' 31-yard touchdown run late in the third quarter.

The Broncos' defense, which deserved credit for keeping the club in the game in the first half while the offense sputtered, forced six turnovers (including two interceptions by Darrien Gordon) and held the Jets to 14 yards on 13 rushes. The four opponent fumbles recovered by Denver set a franchise postseason record.

Davis set numerous records during the contest, including passing his own NFL-record total of 2,331 yards rushing in an entire season (regular and postseason combined) set in 1997 and rushing for 100 yards for the sixth consecutive postseason game to tie John Riggins for the most all time. He also passed Larry Csonka and Riggins for seventh and sixth place in career postseason rushing yards. Tight end Shannon Sharpe (two catches) tied Vance Johnson (40) for the most career receptions in the postseason by a Bronco while Elam's three field goals tied a Denver single-game playoff record.

With its win, Denver maintained a perfect record (12-0) when leading after three quarters in the playoffs.

OFFICIALS:

Referee — Ed Hochuli (85); **Umpire** — Chad Brown (31); **Head Linesman** — George Hayward (54); **Line Judge** — Tom Barnes (55); **Field Judge** — Tom Sifferman (118); **Side Judge** — Doug Toole (4); **Back Judge** — Richard Reels (83).

DENVER BRONCOS

OFFENSE		DEFENSE	
WR 80	R. Smith	LE 96	H. Hasselbach
LT 77	T. Jones	LT 94	K. Traylor
LG 69	M. Schlereth	RT 93	T. Pryce
C 66	T. Nalen	RE 98	M. Tanuvasa
RG 62	D. Neil	WLB 51	J. Mobley
RT 74	H. Swayne	MLB 59	G. Cadrez
TE 84	S. Sharpe	SLB 53	B. Romanowski
WR 87	E. McCaffrey	LCB 39	R. Crockett
QB 7	J. Elway	RCB 21	D. Gordon
HB 30	T. Davis	CB 25	D. Johnson
TE 89	D. Carswell	FS 27	S. Atwater

BRONCOS SUBSTITUTIONS: K 1 J. Elam, P 16 T. Rouen, CB 20 T. James, RB 22 V. Hebron, CB 28 T. Paul, FB 29 H. Griffith, RB 31 D. Loville, S 34 T. Braxton, RB 37 A. Lynn, FB 42 D. Smith, S 48 G. Coghill, LB 56 K. Burns, G 63 D. Diaz-Infante, T 78 M. Lepsis, WR 82 M. Nash, WR 85 W. Green, TE 86 B. Chamberlain, DE 90 N. Smith, DE 91 A. Williams, DE 95 M. Washington, DT 97 M. Lodish, LB 99 S. Joyner. **DID NOT PLAY:** QB 6 B. Brister. **INACTIVE:** QB 14 B. Griese, S 26 E. Brown, LB 54 N. Wayne, C 60 K.C. Jones, T 70 T. Teague, DE 73 C. Brown, G 79 C. Banks, WR 83 J. Armour.

NEW YORK JETS

OFFENSE		DEFENSE	
WR 19	K. Johnson	LE 95	R. Lyle
LT 76	J. Elliott	LT 72	J. Ferguson
LG 62	T. Burger	RE 98	A. Pleasant
C 68	K. Mawae	OLB 53	C. Cascadden
RG 70	M. O'Dwyer	LLB 57	M. Lewis
RT 69	J. Fabin	MLB 52	P. Johnson
TE 88	K. Brady	RLB 51	B. Cox
WR 80	W. Chrebet	LCB 24	R. Mickens
QB 16	V. Testaverde	RCB 45	O. Smith
RB 28	C. Martin	SS 21	V. Green
FB 41	K. Byars	FS 44	C. Brown

JETS SUBSTITUTIONS: K 9 J. Hall, P 17 J. Kidd, RB 22 D. Meggett, S 23 K. Williams, S 30 C. Hayes, CB 31 A. Glenn, CB 42 M. Coleman, S 47 S. Frost, LB 50 R. Holmberg, LB 54 D. Gordon, LB 58 J. Farris, C/G 65 J. Hudson, C/G 67 M. Gistler, T/G 71 K. Jenkins, TE 82 B. Spence, TE 84 F. Baxter, WR 86 A. Van Dyke, WR 89 D. Ward, DE 92 B. Hamilton, DT 93 E. Logan, DE 99 E. Ogbogu. **DID NOT PLAY:** QB 6 R. Lucas, RB 20 R. Anderson. **INACTIVE:** QB 4 G. Foley, S 26 J. Henderson, FB 33 J. Sowell, G/T 60 D. Karczewski, G 66 A. Bernstein, DT 75 C. Hansen, G 79 J. Bundern, DE 97 D. Boose.

		1	2	3	4	OT	TOTAL	FIELD GOALS (made () & missed)	
VISITOR	New York Jets	0	3	7	0	—	10	J. Hall	42WR (32)
HOME	Denver Broncos	0	0	20	3	—	23	J. Elam	(44) (48) (35)

Team	Qtr	Clock Time	PLAY DESCRIPTION (Extra Point) (Drive Info)	SCORE	
				Visitor	Home
JETS	2	0:00	J. Hall 32 yd. Field Goal (6-46, 0:38)	3	0
JETS	3	11:56	C. Martin 1 yd. run (J. Hall, kick) (1-1, 0:04)	10	0
BRONCOS	3	10:18	H. Griffith 11 yd. pass from J. Elway (J. Elam, kick) (3-64, 1:38)	10	7
BRONCOS	3	8:23	J. Elam 44 yd. Field Goal (4-5, 1:46)	10	10
BRONCOS	3	2:58	J. Elam 48 yd. Field Goal (8-27, 3:14)	10	13
BRONCOS	3	0:18	T. Davis 31 yd. run (J. Elam, kick) (3-38, 1:24)	10	20
BRONCOS	4	3:40	J. Elam 35 yd. Field Goal (4-1, 1:00)	10	23

FINAL INDIVIDUAL STATISTICS

New York Jets										Denver Broncos											
RUSHING	ATT	YDS	AVG	LG	TD						RUSHING	ATT	YDS	AVG	LG	TD					
C. Martin	13	14	1.1	4	1						T. Davis	32	167	5.2	31	1					
											J. Elway	3	13	4.3	9	0					
											D. Loville	2	7	3.5	4	0					
											T. Rouen	1	-9	-9.0	-9	0					
TOTAL	13	14	1.1	4	1						TOTAL	38	178	4.7	31	1					
PASSING										PASSING											
	ATT	CMP	YDS	TKD/ YD	TD	LG	IN	Rtg.				ATT	CMP	YDS	TKD/ YD	TD	LG	IN	Rtg.		
V. Testaverde	52	31	356	0/0	0	28	2	64.3			J. Elway	34	13	173	3/20	1	47	0	65.0		
TOTAL	52	31	356	0/0	0	28	2	64.3			TOTAL	34	13	173	3/20	1	47	0	65.0		
PASS RECEIVING										PASS RECEIVING											
	NO	YDS	AVG	LG	TD							NO	YDS	AVG	LG	TD					
W. Chrebet	8	121	15.1	28	0						E. McCaffrey	3	66	22.0	47	0					
K. Johnson	7	73	10.4	25	0						R. Smith	3	37	12.3	15	0					
D. Ward	5	61	12.2	26	0						B. Chamberlain	2	26	13.0	16	0					
C. Martin	4	39	9.8	27	0						S. Sharpe	2	14	7.0	8	0					
K. Byars	3	33	11.0	19	0						T. Davis	1	12	12.0	12	0					
K. Brady	2	11	5.5	8	0						H. Griffith	1	11	11.0	11	1					
A. Van Dyke	1	16	16.0	16	0						D. Carswell	1	7	7.0	7	0					
D. Meggett	1	2	2.0	2	0																
TOTAL	31	356	11.5	28	0						TOTAL	13	173	13.3	47	1					
INTERCEPTIONS										INTERCEPTIONS											
	NO	YDS	AVG	LG	TD							NO	YDS	AVG	LG	TD					
TOTAL	0	0	0.0	—	0						TOTAL	2	48	24.0	30	0					
PUNTING										PUNTING											
	NO	YDS	AVG	NET	TB	IN20	LG					NO	YDS	AVG	NET	TB	IN20	LG			
J. Kidd	7	335	47.9	36.6	0	3	53				T. Rouen (BLOCKED)	1	0	0.0	0.0	0	0	0	0	0	0
TOTAL	7	335	47.9	36.6	0	3	53				TOTAL	8	317	39.6	34.3	0	3	59			
PUNT RETURNS										PUNT RETURNS											
	NO	YDS	AVG	FC	LG	TD					NO	YDS	AVG	FC	LG	TD					
D. Meggett (DOWNED)	3	43	14.3	0	33	0				D. Gordon (DOWNED)	5	79	15.8	0	36	0					
(OUT OF BOUNDS)	1	0	0.0	0	—	0				(OUT OF BOUNDS)	1	0	0.0	0	—	0					
RETURNS	3	43	14.3	0	33	0				RETURNS	5	79	15.8	0	36	0					
KICKOFF RETURNS										KICKOFF RETURNS											
	NO	YDS	AVG	FC	LG	TD					NO	YDS	AVG	FC	LG	TD					
D. Meggett	3	32	10.7	0	16	0				V. Hebron (TOUCHBACK)	1	28	28.0	0	28	0					
B. Hamilton	1	14	14.0	0	14	0					1	0	0.0	0	—	0					
J. Farris	1	0	0.0	0	0	0															
(TOUCHBACK)	1	0	0.0	0	—	0															
RETURNS	5	46	9.2	0	16	0				RETURNS	1	28	28.0	0	28	0					
New York Jets										Denver Broncos											
	Fum	Lost	Own Rec.	Yds	TD	FF	Rec.	Yds	TD	Out Bnds		Fum	Lost	Own Rec.	Yds	TD	FF	Rec.	Yds	TD	Out Bnds
C. Martin	1	1	0	0	0	0	0	0	0	0	T. Braxton	0	0	0	0	0	0	0	0	0	0
K. Byars	1	1	0	0	0	0	0	0	0	0	J. Elway	1	0	0	-6	0	0	0	0	0	0
J. Farris	1	1	0	0	0	0	0	0	0	0	T. Davis	0	0	1	0	0	0	0	0	0	0
A. Van Dyke	1	1	0	0	0	0	0	0	0	0	T. Rouen	1	0	1	0	0	0	0	0	0	0
											B. Romanowski	0	0	0	0	0	1	1	-2	0	0
											J. Mobley	0	0	0	0	0	0	1	0	0	0
											K. Burns	0	0	0	0	0	0	1	0	0	0
											S. Atwater	0	0	0	0	0	1	0	0	0	0
											A. Williams	0	0	0	0	0	0	0	0	0	0
TOTAL	4	4	0	0	0	0	0	0	0	0	TOTAL	2	0	2	-6	0	3	4	-2	0	0

FINAL TEAM STATISTICS

JETS										BRONCOS											
TOTAL FIRST DOWNS	18					14					PUNTS Number and Average	7-47.9					8-39.6				
By Rushing	1					8					Had Blocked	0					1				
By Passing	17					6					FGs – PATs Had Blocked	0-0					0-0				
By Penalty	0					0					TOTAL RETURN YARDAGE (Not Including Kickoffs)	43					127				
THIRD DOWN EFFICIENCY	3-12-25%					4-19-21%					No. and Yards Punt Returns	3-43					5-79				
FOURTH DOWN EFFICIENCY	1-1-100%					1-4-25%					No. and Yards Kickoff Returns	5-46					1-28				
TOTAL NET YARDS	370					331					No. and Yards Interception Returns	0-0					2-48				
Total Offensive Plays (inc. times thrown passing)	65					75					PENALTIES Number and Yards	6-49					6-47				
Average gain per offensive play	5.7					4.4					FUMBLES Number and Lost	4-4					1-2				
NET YARDS RUSHING	14					178					TOUCHDOWNS	1					2				
Total Rushing Plays	13					38					Rushing	1					1				
Average gain per rushing play	1.1					4.7					Passing	0					1				
NET YARDS PASSING	356					153					EXTRA POINTS Made-Attempts	1-1					2-2				
Times thrown – yards lost attempting to pass	0-0					3-20					Kicking Made-Attempts	1-1					2-2				
Gross yards passing	356					173					FIELD GOALS Made-Attempts	1-2					3-3				
PASS ATTEMPTS-COMPLETIONS-HAD INTERCEPTED	52-31-2					34-13-0					SAFETIES	0					0				
Average gain per pass play (inc. # thrown passing)	6.8					4.1					FINAL SCORE	10					23				
KICKOFFS Number-In End Zone-Touchbacks	2-1-1					6-1-1					TIME OF POSSESSION	27:00					33:00				

BRONCOS DEFENSIVE STATISTICS

(based on unofficial press box statistics)																	
PLAYER	UT	A	TT	S-YDS	I-YDS	PD	FF	FR	PLAYER	UT	A	TT	S-YDS	I-YDS	PD	FF	FR
B. Romanowski	8	3	11	0-0	0-0	0	1	1	T. Braxton	1	0	1	0-0	0-0	0	0	1
J. Mobley	7	2	9	0-0	0-0	1	0	1	T. Pryce	1	0	1	0-0	0-0	0	0	0
R. Crockett	4	2	6	0-0	0-0	1	0	0	M. Tanuvasa	0	1	1	0-0	0-0	0	0	0
S. Atwater	3	2	5	0-0	0-0	1	1	0	K. Taylor	0	1	1	0-0	0-0	0	0	0
A. Williams	3	1	4	0-0	0-0	0	1	0	K. Burns	0	0	0	0-0	0-0	0	0	0
G. Cadrez	2	2	4	0-0	0-0	0	0	0	T. James	0	0	0	0-0	0-0	1	0	0
D. Johnson	2	2	4	0-0	0-0	1	0	0	S. Joyner	0	0	0	0-0	0-0	0	0	0
M. Washington	2	0	2	0-0	0-0	0	0	0	M. Lodish	0	0	0	0-0	0-0	0	0	0
D. Gordon	1	1	2	0-0	2-48	3	0	0	N. Smith	0	0	0	0-0	0-0	1	0	0
H. Hasselbach	0	2	2	0-0	0-0	0	0	0	TEAM TOTALS	34	19	53	0-0	2-48	9	3	3



Denver 38, Miami 3

Saturday, Jan. 9, 1999 • 2:15 p.m. MST • Mile High Stadium • Denver

WEATHER: Sunny, 49°, Wind W 13 mph • ATTENDANCE: 75,729 • TIME: 2:48

1998 AFC Divisional Playoff Game

The Denver Broncos won their fifth consecutive postseason contest and advanced to the AFC Championship Game for the second year in a row with a record-setting 38-3 win against the Miami Dolphins in an AFC Divisional Playoff Game played before 75,729 raucous fans at Mile High Stadium.

The 35-point differential represented Denver's largest margin of victory in a postseason game and was punctuated by a defensive effort that limited Miami to just 14 yards on 13 carries for an average of 1.1 yards per rush that set a club playoff record. The three points allowed also were the fewest allowed by Denver in a postseason game.

The Broncos' offense was just as sharp, putting points on the board in all four quarters, including 14 in both the first and fourth quarters. Denver's two first-quarter touchdowns both came courtesy of Terrell Davis, who scored on runs of one and 20 yards, the latter of which would qualify for any highlight film as Davis juiced two Dolphins defenders with separate moves as he dashed to the end zone. Davis was, unequivocally, the offensive star, posting a franchise-record 199 yards on 21 carries that represented the fourth-highest single-game rushing output in NFL postseason history.

Miami closed the gap to 14-3 in the second quarter, scoring its only points of the game on a 22-yard Orlando Mare field goal, but Denver answered with an 11-play, 87-yard drive capped by Derek Loville's 11-yard touchdown run to increase its lead to 21-3 at halftime. The Broncos pushed the margin to 24-3 early in the third quarter when Jason Elam converted a 32-yard field goal and put the game out of reach early in the fourth quarter when John Elway hooked up with Rod Smith for a 28-yard touchdown play that was the quarterback's 25th career post-season touchdown, tying him for fourth place in NFL history.

The icing on the cake was provided when Neil Smith picked up a fumble forced by cornerback Darrius Johnson at the Broncos' 21-yard line and ran it back 79 yards for his first career playoff score. It gave the Broncos a 38-3 lead that held over the final 9:49 for Denver's largest postseason win in club history.

Tight end Shannon Sharpe led all Broncos with five catches while Smith posted a team-high 71 yards on four receptions. Defensively, Johnson and linebacker Bill Romanowski each intercepted Dan Marino. Johnson's 48-yard interception return was the second longest in Broncos postseason history.

OFFICIALS:

Referee — Bill Carrollo (63); **Umpire** — Ed Coukart (71); **Head Linesman** — Tony Veteri (36); **Line Judge** — Mark Steinkerchner (84); **Field Judge** — Borris Cheek (41); **Side Judge** — Ken Baker (91); **Back Judge** — Jeff Triplette (42).

DENVER BRONCOS

OFFENSE		DEFENSE	
WR 80 R. Smith	LE 96 H. Hasselback	LT 77 T. Jones	LT 94 K. Traylor
LG 69 M. Schlereth	RE 98 M. Tanuvasa	C 66 T. Nalen	WLB 51 J. Mobley
RG 62 D. Neil	MLB 59 G. Cadrez	RT 74 H. Swayne	SLB 53 B. Romanowski
TE 84 S. Sharpe	LCB 39 R. Crockett	WR 87 E. McCaffrey	RCB 21 D. Gordon
QB 7 J. Elway	CB 25 D. Johnson	HB 30 T. Davis	SS 34 T. Braxton
FB 29 H. Griffith	FS 27 S. Atwater		

BRONCOS SUBSTITUTIONS: K 1 J. Elam, QB 6 B. Brister, P 16 T. Rouen, CB 20 T. James, RB 22 V. Hebron, CB 28 T. Paul, RB 31 D. Loville, RB 37 A. Lynn, FB 42 D. Smith, S 48 G. Coghill, LB 56 K. Burns, G 63 D. Diaz-Infante, T 78 M. Lepsis, WR 82 M. Nash, WR 85 W. Green, TE 86 B. Chamberlain, TE 89 D. Carswell, DE 90 N. Smith, DE 91 A. Williams, DT 93 T. Pryce, DE 95 M. Washington, DT 97 M. Lodish, LB 99 S. Joyner. **INACTIVE:** QB 14 B. Griesse, S 26 E. Brown, LB 54 N. Wayne, C 60 K.C. Jones, T 70 T. Teague, DE 73 C. Brown, G 79 C. Banks, WR 83 J. Armour.

MIAMI DOLPHINS

OFFENSE		DEFENSE	
WR 85 L. Thomas	LE 75 S. Burton	LT 74 B. Smith	LT 72 B. Tanner
LG 60 J. Book	RE 92 D. Gardener	C 61 T. Ruddy	RE 79 K. Mixon
RG 65 K. Donnalley	WLB 59 D. Rodgers	RT 76 J. Brown	MLB 54 Z. Thomas
TE 89 E. Perry	SLB 52 R. Jones	WR 81 O. McDuffie	LCB 27 T. Buckley
QB 13 D. Marino	RCB 29 S. Madison	WR 86 O. Gadsden	SS 38 C. Jackson
FB 36 S. Pritchett	FS 31 B. Marion		

DOLPHINS SUBSTITUTIONS: P 8 K. Wilmsmeyer, K 10 O. Mare, QB 11 D. Huard, RB 20 J. Avery, S 21 R. Stewart, CB 23 P. Surtain, CB 24 J. Wilson, CB 28 R. Hill, RB 30 B. Parmalee, RB 33 K. Abdul-Jabbar, S 45 B. Walker, LB 50 D. Hollier, LB 51 A. Harris, LB 57 O. Brigrance, T 68 M. Sheldon, WR 80 I. Uwaezuoke, TE 82 F. Wainright, TE 83 H. Lusk, WR 88 N. Jacquet, DE 91 L. Bromell, DE 93 T. Armstrong, DE 96 D. Stubbs. **DID NOT PLAY:** QB 17 T. Dzonox, T 67 B. Stokes. **INACTIVE:** QB 14 D. Gonzalez, CB 26 E. McDaniel, RB 34 R. Moore, FB 48 K. Karber, LB 53 L. Izzo, T 78 R. Nabb, TE 84 T. Drayton.

		1	2	3	4	OT	TOTAL	FIELD GOALS (made () & missed)	
VISITOR	Miami Dolphins	0	3	0	0	—	3	O. Mare	(22)
HOME	Denver Broncos	14	7	3	14	—	38	J. Elam	(32)

Team	Qtr	Clock Time	PLAY DESCRIPTION (Extra Point) (Drive Info)	SCORE	
				Visitor	Home
BRONCOS	1	5:55	T. Davis 1 yd. run (J. Elam, kick) (14-92, 7:56)	0	7
BRONCOS	1	1:02	T. Davis 20 yd. run (J. Elam, kick) (4-66, 2:18)	0	14
DOLPHINS	2	10:07	O. Mare 22 yd. Field Goal (11-76, 5:55)	3	14
BRONCOS	2	4:39	D. Loville 11 yd. run (J. Elam, kick) (11-87, 5:28)	3	21
BRONCOS	3	11:52	J. Elam 32 yd. Field Goal (5-66, 3:08)	3	24
BRONCOS	4	13:23	R. Smith 28 yd. pass from J. Elway (J. Elam, kick) (5-52, 1:39)	3	31
BRONCOS	4	9:49	N. Smith 79 yd. fumble return (J. Elam, kick)	3	38

FINAL INDIVIDUAL STATISTICS

Miami Dolphins										Denver Broncos																							
RUSHING										RUSHING																							
B. Parmalee	7	14	2.0	12	0	T. Davis	21	199	9.5	62	2	ATT	YDS	AVG	LG	TD	ATT	YDS	AVG	LG	TD												
K. Abdul-Jabbar	3	5	1.7	3	0	D. Loville	8	34	4.3	11	1						D. Loville	8	34	4.3	11	1											
D. Huard	2	-2	-1.0	-1	0	J. Elway	3	19	6.3	11	0						J. Elway	3	19	6.3	11	0											
S. Pritchett	1	-3	-3.0	-3	0	B. Brister	6	-2	-0.3	2	0						B. Brister	6	-2	-0.3	2	0											
TOTAL	13	14	1.1	12	0	TOTAL	38	250	6.6	62	3						TOTAL	38	250	6.6	62	3											
PASSING										PASSING																							
D. Marino	37	26	243	1/5	0	23	2	65.5	J. Elway	23	14	182	1/8	1	33	0	100.3	ATT	CMP	YDS	TD	LG	IN	Rtg.	ATT	CMP	YDS	TD	LG	IN	Rtg.		
TOTAL	37	26	243	1/5	0	23	2	65.5	TOTAL	23	14	182	1/8	1	33	0	100.3								TOTAL	23	14	182	1/8	1	33	0	100.3
PASS RECEIVING										PASS RECEIVING																							
O. McDuffie	9	118	13.1	23	0	S. Sharpe	5	38	7.6	10	0	NO	YDS	AVG	LG	TD	NO	YDS	AVG	LG	TD												
B. Parmalee	5	24	4.8	9	0	R. Smith	4	71	17.8	28	1						S. Sharpe	5	38	7.6	10	0											
O. Gadsden	4	36	9.0	14	0	E. McCaffrey	3	52	17.3	33	0						R. Smith	4	71	17.8	28	1											
L. Thomas	3	31	10.3	17	0	H. Griffith	1	14	14.0	14	0						E. McCaffrey	3	52	17.3	33	0											
S. Pritchett	3	23	7.7	12	0	T. Davis	1	7	7.0	7	0						H. Griffith	1	14	14.0	14	0											
N. Jacquet	1	6	6.0	6	0												T. Davis	1	7	7.0	7	0											
K. Abdul-Jabbar	1	5	5.0	5	0																												
TOTAL	26	243	9.3	23	0	TOTAL	14	182	13.0	33	1						TOTAL	14	182	13.0	33	1											
INTERCEPTIONS										INTERCEPTIONS																							
										D. Johnson	1	48	48.0	48	0	NO	YDS	AVG	LG	TD	D. Johnson	1	48	48.0	48	0							
										B. Romanowski	1	0	0.0	0	0						B. Romanowski	1	0	0.0	0	0							
										TOTAL	2	48	24.0	48	0						TOTAL	2	48	24.0	48	0							
TOTAL	0	0	0.0	—	0																												
PUNTING										PUNTING																							
K. Wilmsmeyer	5	228	45.6	42.8	0	2	56	T. Rouen	2	97	48.5	33.0	1	0	49	NO	YDS	AVG	NET	TB	IN20	LG	T. Rouen	2	97	48.5	33.0	1	0	49			
TOTAL	5	228	45.6	42.8	0	2	56	TOTAL	2	97	48.5	33.0	1	0	49								TOTAL	2	97	48.5	33.0	1	0	49			
PUNT RETURNS										PUNT RETURNS																							
T. Buckley	1	11	11.0	0	11	0	D. Gordon	2	14	7.0	1	13	0	NO	YDS	AVG	FC	LG	TD	D. Gordon	2	14	7.0	1	13	0							
(TOUCHBACK)	1	0	0.0	0	—	0	(DOWNED)	1	0	0.0	0	—	0							(DOWNED)	1	0	0.0	0	—	0							
							(OUT OF BOUNDS)	1	0	0.0	0	—	0							(OUT OF BOUNDS)	1	0	0.0	0	—	0							
RETURNS	1	11	11.0	0	11	0	RETURNS	2	14	7.0	1	13	0							RETURNS	2	14	7.0	1	13	0							
KICKOFF RETURNS										KICKOFF RETURNS																							
J. Avery	5	121	24.2	0	35	0	V. Hebron	1	19	19.0	0	19	0	NO	YDS	AVG	FC	LG	TD	V. Hebron	1	19	19.0	0	19	0							
(TOUCHBACK)	2	0	0.0	0	—	0	(TOUCHBACK)	1	0	0.0	0	—	0							(TOUCHBACK)	1	0	0.0	0	—	0							
RETURNS	5	121	24.2	0	35	0	RETURNS	1	19	19.0	0	19	0							RETURNS	1	19	19.0	0	19	0							
Miami Dolphins										Denver Broncos																							
FUMBLES	Fum	Lost	Rec.	Yds	TD	FF	Rec.	Yds	TD	Bnds	FUMBLES	Fum	Lost	Rec.	Yds	TD	FF	Rec.	Yds	TD	Bnds												
O. Gadsden	1	1	0	0	0	0	0	0	0	0	D. Johnson	0	0	0	0	0	1	0	0	0	0	0											
											N. Smith	0	0	0	0	0	1	79	1	79	1	0											
TOTAL	1	1	0	0	0	0	0	0	0	0	TOTAL	0	0	0	0	0	1	1	79	1	0												

FINAL TEAM STATISTICS

DOLPHINS										BRONCOS										
TOTAL FIRST DOWNS										PUNTS Number and Average										
By Rushing	14	24	Had Blocked	5-45.6	2-48.5	By Passing	1	13	FGs - PATs Yard Blocked	0-0	0-0	By Penalty	11	10	TOTAL RETURN YARDAGE (Not Including Kickoffs)	11	62			
THIRD DOWN EFFICIENCY	2-10-20%	5-11-45%	No. and Yards Punt Returns	1-11	2-14	FOURTH DOWN EFFICIENCY	1-2-50%	2-3-67%	No. and Yards Kickoff Returns	5-121	1-19	NO. and Yards Interception Returns	0-0	2-48	TOTAL NET YARDS	252	424	PENALTIES Number and Yards	10-57	5-41
TOTAL NET YARDS	252	424	FUMBLES Number and Lost	1-1	0-0	Total Offensive Plays (inc. times thrown passing)	51	62	TOUCHDOWNS	0	5	TOUCHDOWNS	0	5	NET YARDS RUSHING	14	250	Rushing	0	3
Average gain per offensive play	4.9	6.8	Fumbles	0	1	NET YARDS RUSHING	14	250	Passing	0	1	EXTRA POINTS Made-Attempts	0-0	5-5	Total Rushing Plays	13	38	Kicking Made-Attempts	0-0	5-5
Average gain per rushing play	1.1	6.6	EXTRA POINTS Made-Attempts	0-0	5-5	NET YARDS RUSHING	14	250	Field Goals Made-Attempts	1-1	1-1	FIELD GOALS Made-Attempts	1-1	1-1	Average gain per rushing play	1.1	6.6	SAFETIES	0	0
NET YARDS PASSING	238	174	FINAL SCORE	3	38	NET YARDS PASSING	238	174	TIME OF POSSESSION	27:36	32:24	TIME OF POSSESSION	27:36	32:24	Average gain per pass play (inc. # thrown passing)	6.3	7.3			
Times thrown - yards lost attempting to pass	1-5	1-8				Gross yards passing	243	182							PASS ATTEMPTS-COMPLETIONS-HAD INTERCEPTED	37-26-2	23-14-0			
Average gain per pass play (inc. # thrown passing)	6.3	7.3				PASS ATTEMPTS-COMPLETIONS-HAD INTERCEPTED	37-26-2	23-14-0							Average gain per pass play (inc. # thrown passing)	6.3	7.3			
KICKOFFS Number-In End Zone-Touchbacks	2-1-1	7-3-2				KICKOFFS Number-In End Zone-Touchbacks	2-1-1	7-3-2												

BRONCOS DEFENSIVE STATISTICS

(based on unofficial press box statistics)

DOLPHINS										BRONCOS									
PLAYER	UT	A	TT	S-YDS	I-YDS	PD	FF	FR		PLAYER	UT	A	TT	S-YDS	I-YDS	PD	FF	FR	
D. Johnson	7	2	9	0-0	1-48	1	1	0		T. Pryce	0	2	2	0-0	0-0	0	0	0	0
T. Braxton	6	1	7	0-0	0-0	0	0	0		M. Tanuvasa	1	0	1	0-0	0-0	0	0	0	0
B. Romanowski	3	3	6	0-0	1-0	1	0	0		M. Washington	1	0	1	1-5	0-0	0	0	0	0
S. Atwater	3	1	4	0-0	0-0	1	0	0		A. Williams	1	0	1	0-0	0-0	0	0	0	0
R. Crockett	2	2	4	0-0	0-0	1	0	0		H. Hasselbach	0	1	1	0-0	0-0	0	0	0	0
D. Gordon	2	2	4	0-0	0-0	1	0	0		K. Burns	0	0	0	0-0	0-0	0	0	0	0
T. James	2	0	2	0-0	0-0	0	0	0		G. Coghill	0	0	0	0-0	0-0	0	0	0	0
J. Mobley	2	0	2	0-0	0-0	1	0	0		S. Joyner	0	0	0	0-0	0-0	0	0	0	0
K. Traylor	2	0	2	0-0	0-0	0	0	0		N. Smith	0	0	0	0-0	0-0	0	0	0	1
G. Cadrez	1	1	2	0-0	0-0	1	0	0		TEAM TOTALS	33	15	48	1-5	2-48	7	1	1	1



Denver 31, Green Bay 24

Sunday, Jan. 25, 1998 • 3:24 p.m. PST • Qualcomm Stadium • San Diego

WEATHER: Clear and Sunny, 67°, Wind WSW 8 mph • ATTENDANCE: 68,912 • TIME: 3:25

Super Bowl XXXII



The Denver Broncos won their first Super Bowl and became the first AFC team in 14 years to claim the Vince Lombardi Trophy as they used a powerful running game and a solid defensive performance to dethrone the defending Super Bowl champion Green Bay Packers 31-24 in front of 68,912 fans at Qualcomm Stadium in San Diego.

Denver running back Terrell Davis was named the game's Most Valuable Player in recognition of his 157-yard rushing effort, which included a Super Bowl-record three rushing touchdowns (each from one yard out). His three total touchdowns and 18 points tied Super Bowl records and were made even more remarkable by the fact that he missed almost the entire second quarter when he was sidelined by the onset of a migraine headache.

Both offenses displayed their talents immediately as Super Bowl XXXII became the first ever in which each team scored a touchdown on its opening possession. The Packers struck first when Brett Favre connected with Antonio Freeman on a 22-yard scoring pass, and the Broncos answered by driving 58 yards in 10 plays the first time they touched the ball, scoring on a 1-yard Davis touchdown run with 5:39 left in the first quarter.

The Broncos turned two Packers turnovers into 10 more points to take a 17-7 lead in the second quarter. The first opportunity was created when strong safety Tyrone Braxton intercepted a Favre pass, and eight plays later, John Elway rushed around right end for a 1-yard touchdown. Free safety Steve Atwater sacked Favre on the next Green Bay possession, forcing a fumble that was recovered by defensive end Neil Smith. Four plays later, Jason Elam converted a 51-yard field goal, the second-longest in Super Bowl history.

Green Bay pulled within 17-14 with a touchdown just before halftime and tied the score early in the third quarter on a 27-yard Ryan Longwell field goal. Denver broke the tie late in the third quarter on a 1-yard Davis touchdown run. After a Denver interception, Green Bay would move 85 yards in just four plays to tie the game at 24 early in the fourth quarter.

After the Denver defense turned back the Packers on their next two possessions, the Broncos set up shop at the Packers' 49-yard line for their game-winning drive. Five plays later, Davis scored his third touchdown of the day from one yard out to give Denver a 31-24 lead that would hold up over the final 1:45 for the victory.

OFFICIALS:

Referee — Ed Hochuli (85); **Umpire** — Jim Quirk (5); **Head Linesman** — John Schleyer (21); **Line Judge** — Ben Montgomery (117); **Back Judge** — Paul Baetz (22); **Side Judge** — Doug Toole (4); **Field Judge** — Don Dorkowski (113).

DENVER BRONCOS

OFFENSE		DEFENSE	
WR 80 R. Smith		LE 90 N. Smith	
LT 65 G. Zimmerman		LT 94 K. Traylor	
LG 69 M. Schlereth		RT 98 M. Tanuvasa	
C 66 T. Nalen		RE 91 A. Williams	
RG 75 B. Habib		WLB 51 J. Mabley	
RT 77 T. Jones		MLB 57 A. Aldridge	
TE 84 S. Sharpe		SLB 53 B. Romanowski	
WR 87 E. McCaffrey		LCB 39 R. Crockett	
QB 7 J. Elway		RCB 23 D. Gordon	
RB 30 T. Davis		SS 34 T. Braxton	
FB 29 H. Griffith		FS 27 S. Atwater	

BRONCOS SUBSTITUTIONS: K 1 J. Elam, P 16 T. Rouen, CB 21 R. Hilliard, RB 22 V. Hebron, CB 25 D. Johnson, CB 26 T. McKyer, RB 31 D. Loville, S 32 T. Veland, S 33 D. Dodge, RB 37 A. Lynn, FB 42 D. Smith, LB 56 K. Burns, LB 59 G. Cadrez, G 63 D. Diaz-Infante, T 74 H. Swayne, WR 81 P. Jeffers, WR 85 W. Green, TE 89 D. Carswell, DT 93 T. Pryce, DE 96 H. Hasselblad, DT 97 M. Lodish. **DID NOT PLAY:** QB 6 B. Brister, TE 86 B. Chamberlain. **INACTIVE:** QB 8 J. Lewis, LB 50 J. Hesse, LB 58 S. Russ, C/G 62 D. Neil, T 70 J. Brown, DE 72 E. Jones, WR 88 S. Wilson, DT 99 D. Richie.

GREEN BAY PACKERS

OFFENSE		DEFENSE	
WR 86 A. Freeman		LE 92 R. White	
LT 78 R. Verba		DT 71 S. Dotson	
LG 73 A. Taylor		DT 93 G. Brown	
C 52 F. Winters		RE 98 G. Wilkins	
RG 63 A. Timmerman		LLB 54 S. Joyner	
RT 72 E. Dotson		MLB 55 B. Harris	
TE 89 M. Chmura		LLB 51 B. Williams	
WR 87 R. Brooks		LCB 37 T. Williams	
QB 4 B. Favre		RCB 33 D. Evans	
RB 25 D. Levens		SS 36 L. Butler	
FB 30 W. Henderson		FS 41 E. Robinson	

PACKERS SUBSTITUTIONS: K 8 R. Longwell, P 17 C. Hentrich, RB 24 A. Hayden, CB 26 M. Collins, CB 28 R. Mullen, FB 32 T. Jervey, S 39 M. Prior, CB 42 D. Sharper, RB 44 C. Darksins, LB 53 G. Koonce, LB 56 L. Hollingsett, LS 60 R. Davis, C 62 M. Rivera, T 64 B. Wilkerson, WR 80 D. Mayes, TE 81 T. Davis, TE 83 J. Thomason, WR 85 T. Mickens, DE/DT 90 D. Holland, DT 94 B. Kuberski, DE 95 K. McKenzie. **DID NOT PLAY:** QB 13 S. Bono, C/G 67 J. Dellenschlag. **INACTIVE:** QB 18 D. Pederson, WR 12 R. Anderson, S 38 B. McClumry, G 70 J. Andruzzi, T 77 J. Michaels, WR 84 B. Schroeder, DE 97 P. Frase, DT 99 J. Smith.

		1	2	3	4	OT	TOTAL	FIELD GOALS (made () & missed)	
VISITOR	Green Bay Packers	7	7	3	7	—	24	R. Longwell (27)	
HOME	Denver Broncos	7	10	7	7	—	31	J. Elam (51)	

Team	Qtr	Clock Time	PLAY DESCRIPTION (Extra Point) (Drive Info)	SCORE	
				Visitor	Home
PACKERS	1	10:58	A. Freeman 22 yd. pass from B. Favre (R. Longwell, kick) (8-76, 4:02)	7	0
BRONCOS	1	5:39	T. Davis 1 yd. run (J. Elam, kick) (10-58, 5:19)	7	7
BRONCOS	2	14:55	J. Elway 1 yd. run (J. Elam, kick) (8-45, 4:54)	7	14
BRONCOS	2	12:21	J. Elam 51 yd. Field Goal (4-0, 1:02)	7	17
PACKERS	2	0:12	M. Chmura 6 yd. pass from B. Favre (R. Longwell, kick) (17-95, 7:26)	14	17
PACKERS	3	11:59	R. Longwell 27 yd. Field Goal (7-17, 2:42)	17	17
BRONCOS	3	0:34	T. Davis 1 yd. run (J. Elam, kick) (13-92, 7:12)	17	24
PACKERS	4	13:32	A. Freeman 13 yd. pass from B. Favre (R. Longwell, kick) (4-85, 1:39)	24	24
BRONCOS	4	1:45	T. Davis 1 yd. run (J. Elam, kick) (5-49, 1:42)	24	31

FINAL INDIVIDUAL STATISTICS

Green Bay Packers											Denver Broncos																						
RUSHING	ATT	YDS	AVG	LG	TD						RUSHING	ATT	YDS	AVG	LG	TD																	
D. Levens	19	90	4.7	16	0						T. Davis	30	157	5.2	27	3																	
R. Brooks	1	5	5.0	5	0						J. Elway	5	17	3.4	10	1																	
											V. Hebron	3	3	1.0	2	0																	
											H. Griffith	1	2	2.0	2	0																	
TOTAL	20	95	4.8	16	0						TOTAL	39	179	4.6	27	4																	
PASSING	ATT	CMP	YDS	YD	TD	LG	IN	Rtg.			PASSING	ATT	CMP	YDS	YD	TD	LG	IN	Rtg.														
B. Favre	42	25	256	1/1	3	27	1	91.0			J. Elway	22	12	123	0/0	0	36	1	51.9														
TOTAL	42	25	256	1/1	3	27	1	91.0			TOTAL	22	12	123	0/0	0	36	1	51.9														
PASS RECEIVING	NO	YDS	AVG	LG	TD						PASS RECEIVING	NO	YDS	AVG	LG	TD																	
A. Freeman	9	126	14.0	27	2						S. Sharpe	5	38	7.6	12	0																	
D. Levens	6	56	9.3	22	0						E. McCaffrey	2	45	22.5	36	0																	
M. Chmura	4	43	10.8	21	1						T. Davis	2	8	4.0	4	0																	
R. Brooks	3	16	5.3	10	0						H. Griffith	1	23	23.0	23	0																	
W. Henderson	2	9	4.5	7	0						V. Hebron	1	5	5.0	5	0																	
T. Mickens	1	6	6.0	6	0						D. Carswell	1	4	4.0	4	0																	
TOTAL	25	256	10.2	27	3						TOTAL	12	123	10.3	36	0																	
INTERCEPTIONS	NO	YDS	AVG	LG	TD						INTERCEPTIONS	NO	YDS	AVG	LG	TD																	
E. Robinson	1	17	17.0	17	0						T. Braxton	1	0	0.0	0	0																	
TOTAL	1	17	17.0	17	0						TOTAL	1	0	0.0	0	0																	
PUNTING	NO	YDS	AVG	NET	TB	IN20	LG				PUNTING	NO	YDS	AVG	NET	TB	IN20	LG															
C. Hentrich	4	142	35.5	35.5	0	2	51				T. Rouen	4	146	36.5	36.5	0	2	47															
TOTAL	4	142	35.5	35.5	0	2	51				TOTAL	4	146	36.5	36.5	0	2	47															
PUNT RETURNS	NO	YDS	AVG	FC	LG	TD						PUNT RETURNS	NO	YDS	AVG	FC	LG	TD															
R. Brooks	0	0	0.0	1	—	0						D. Gordon	0	0	0.0	2	—	0															
(DOWNED)	3	0	0.0	0	—	0						R. Smith	0	0	0.0	1	—	0															
RETURNS	0	0	0.0	1	—	0						RETURNS	0	0	0.0	3	—	0															
KICKOFF RETURNS	NO	YDS	AVG	FC	LG	TD						KICKOFF RETURNS	NO	YDS	AVG	FC	LG	TD															
A. Freeman	6	104	17.3	0	22	0						V. Hebron	4	79	19.8	0	32	0															
RETURNS	6	104	17.3	0	22	0						RETURNS	5	95	19.0	0	32	0															
Green Bay Packers	Own				Opp.				Out												Denver Broncos	Own				Opp.				Out			
FUMBLES	Fum	Lost	Rec.	Yds	TD	FF	Rec.	Yds	TD	Bnds												FUMBLES	Fum	Lost	Rec.	Yds	TD	FF	Rec.	Yds	TD	Bnds	
B. Favre	1	1	0	0	0	0	0	0	0	0												N. Smith	0	0	0	0	0	0	1	0	0	0	0
T. Williams	0	0	0	0	0	1	1	0	0	0												S. Atwater	0	0	0	0	0	1	0	0	0	0	0
A. Freeman	1	1	0	0	0	0	0	0	0	0												T. Davis	1	1	0	0	0	0	0	0	0	0	0
TOTAL	2	2	0	0	1	1	0	0	0	0												TOTAL	1	1	0	0	0	2	2	0	0	0	

FINAL TEAM STATISTICS

	PACKERS	BRONCOS	PACKERS	BRONCOS
THIRD DOWN EFFICIENCY	5-14-36%	5-10-50%		
FOURTH DOWN EFFICIENCY	0-1-0%	0-0-0%		
TOTAL NET YARDS	350	302		
Total Offensive Plays (inc. times thrown passing)	63	61		
Average gain per offensive play	5.6	5.0		
NET YARDS RUSHING	95	179		
Total Rushing Plays	20	39		
Average gain per rushing play	4.8	4.6		
NET YARDS PASSING	255	123		
Times thrown — yards lost attempting to pass	1-1	0-0		
Gross yards passing	256	123		
PASS ATTEMPTS-COMPLETIONS-HAD INTERCEPTED	42-25-1	22-12-1		
Average gain per pass play (inc. # thrown passing)	5.9	5.6		
KICKOFFS Number-In End Zone-Touchbacks	5-0-0	6-0-0		
PUNTS Number and Average	4-35.5	4-36.5		
Had Blocked	0	0		
FGs — PATs Had Blocked	0-0	0-0		
TOTAL RETURN YARDAGE (Not Including Kickoffs)	17	0		
No. and Yards Punt Returns	0-0	0-0		
No. and Yards Kickoff Returns	6-104	5-95		
No. and Yards Interception Returns	1-17	1-0		
PENALTIES Number and Yards	9-59	7-65		
FUMBLES Number and Lost	2-2	1-1		
TOUCHDOWNS	3	4		
Rushing	0	4		
Passing	3	0		
EXTRA POINTS Made-Attempts	3-3	4-4		
Kicking Made-Attempts	3-3	4-4		
FIELD GOALS Made-Attempts	1-1	1-1		
SAFETIES	0	0		
FINAL SCORE	24	31		
TIME OF POSSESSION	27:35	32:25		

BRONCOS DEFENSIVE STATISTICS

(based on unofficial press box statistics)

PLAYER	UT	A	T	S-YDS	I-YDS	PD	FF	FR	PLAYER	UT	A	T	S-YDS	I-YDS	PD	FF	FR
T. Braxton	6	1	7	0-0	1-0	1	0	0	D. Johnson	1	0	1	0-0	0-0	0	0	0
S. Atwater	6	0	6	1-1	0-0	2	1	0	M. Tanuvasa	1	0	1	0-0	0-0	0	0	0
R. Crockett	6	0	6	0-0	0-0	1	0	0	N. Smith	0	0	0	0-0	0-0	0	0	1
J. Mobley	6	0	6	0-0	0-0	1	0	0	K. Burns	0	0	0	0-0	0-0	0	0	0
B. Romanowski	4	1	5	0-0	0-0	1	0	0	G. Cadrez	0	0	0	0-0	0-0	0	0	0
A. Aldridge	4	0	4	0-0	0-0	0	0	0	D. Dodge	0	0	0	0-0	0-0	0	0	0
D. Gordon	3	0	3	0-0	0-0	1	0	0	R. Hilliard	0	0	0	0-0	0-0	0	0	0
M. Lodish	2	0	2	0-0	0-0	0	0	0	T. McKyer	0	0	0	0-0	0-0	0	0	0
K. Traylor	2	0	2	0-0	0-0	0	0	0	T. Pryce	0	0	0	0-0	0-0	0	0	0
A. Williams	1	1	2	0-0	0-0	0	0	0	TEAM TOTALS	43	3	46	1-1	1-0	7	1	1
H. Hasselbach	1	0	1	0-0	0-0	0	0	0									



Denver 24, Pittsburgh 21

Sunday, Jan. 11, 1998 • 12:35 p.m. EST • Three Rivers Stadium • Pittsburgh 97

WEATHER: Sunny, 38°, Wind SW 3 mph • **ATTENDANCE:** 61,382 • **TIME:** 2:59

1997 AFC Championship Game

The Denver Broncos advanced to their fifth Super Bowl—and their first since 1989—with a 24-21 victory against the Pittsburgh Steelers in the AFC Championship Game in front of 61,382 fans at Three Rivers Stadium. The Broncos became just the fifth Wild Card team to reach to the Super Bowl since the Wild Card format was established in 1970.

Denver quarterback John Elway was intercepted by Levon Kirkland on the game's second play, but the Steelers failed to capitalize when Norm Johnson's 38-yard field goal attempt sailed wide to the left. Denver then got on the board when Davis, who rushed for 139 yards to become the club's all-time postseason rushing leader, capped a 6-play, 72-yard drive with an 8-yard scoring run on its second possession.

Pittsburgh evened the score on its next possession when quarterback Cordell Stewart rushed 33 yards around right end for a touchdown to punctuate a 6-play, 65-yard drive that covered 3:02. The Steelers then broke the tie early in the second quarter when Jerome Bettis powered his way into the end zone from one yard out to put the finishing touches on an 11-play, 68-yard drive that lasted 4:46 and put them ahead 14-7.

The Broncos scored the game's next 17 points and put the game away as the defense held up its end of the bargain down the stretch.

The scoring began with a 43-yard Jason Elam field goal with 8:20 remaining in the first half. After each team punted on its next possession, Denver got the ball back when Ray Crockett intercepted a Stewart bomb in the end zone, setting up a 14-point assault that sent Denver to the locker room ahead 24-14. Elway connected with Howard Griffith for a 15-yard touchdown with 1:47 remaining before finding Ed McCaffrey for a 1-yard touchdown with 13 seconds left in the half.

Denver rode that 24-14 lead into the fourth quarter before the Steelers scored the only points of the second half on a 14-yard Stewart-to-Charles Johnson touchdown pass with 2:46 remaining. But the Broncos succeeded in running out the clock on their final possession and established a new franchise record with their 15th win of the season.

Elway tied Roger Staubach for fourth place on the NFL's all-time list for postseason touchdown passes (24) with his two on the day, and the Broncos' three interceptions tied the franchise postseason record for most in a game. Three different Denver players also registered one sack in the win.

OFFICIALS:

Referee — Ron Blum (7); **Umpire** — Bob Boylston (101); **Head Linesman** — Mark Baltz (26); **Line Judge** — Ron Winter (82); **Back Judge** — Bill Lovett (98); **Side Judge** — Dave Wyant (16); **Field Judge** — Don Hakes (96).

DENVER BRONCOS

OFFENSE		DEFENSE	
WR 80 R. Smith	LE 90 N. Smith	LT 65 G. Zimmerman	LT 94 K. Traylor
LG 69 M. Schlereth	RT 98 M. Tanuvasa	C 66 T. Nalen	RE 91 A. Williams
RG 75 B. Habib	WLB 51 J. Moidley	RB 77 T. Jones	MLB 57 A. Aldridge
TE 84 S. Sharpe	SLB 53 B. Romanowski	WR 87 E. McCaffrey	LCB 39 R. Crockett
QB 7 J. Elway	RCB 23 D. Gordon	HB 30 T. Davis	FS 27 S. Atwater
FB 29 H. Griffith	SS 34 T. Braxton		

BRONCOS SUBSTITUTIONS: K 1 J. Elam, P 16 T. Rouen, CB 21 R. Hilliard, RB 22 V. Hebron, CB 25 D. Johnson, CB 26 T. McKeyer, RB 31 D. Loville, S 32 T. Veland, S 33 D. Dodge, RB 37 A. Lynn, FB 42 D. Smith, LB 56 K. Burns, LB 59 G. Cadrez, G/C 63 D. Diaz-Infante, T 74 H. Swayne, WR 81 P. Jeffers, WR 85 W. Green, TE 86 B. Chamberlain, TE 89 D. Carswell, DT 93 T. Pryce, DE 96 H. Hasselbach, DT 97 M. Lodish. **DID NOT PLAY:** QB 6 B. Brister. **INACTIVE:** QB 8 J. Lewis, LB 50 J. Hesse, LB 58 S. Russ, G 62 D. Neil, T 70 J. Brown, DE 72 E. Jones, WR 88 S. Wilson, DT 99 D. Richie.

PITTSBURGH STEELERS

OFFENSE		DEFENSE	
WR 82 Y. Thigpen	LE 74 N. Harrison	LT 65 J. Jackson	NT 93 J. Steed
LG 77 W. Wolford	RE 76 K. Henry	C 63 D. Dawson	LOLB 92 J. Gildon
RG 68 B. Stai	LILB 99 L. Kirkland	RT 73 J. Strzelczyk	RILB 50 E. Holmes
TE 87 M. Bruener	ROLB 54 D. Jones	WR 81 C. Johnson	LCB 30 C. Scott
QB 10 K. Stewart	RCB 37 C. Lake	FB 34 T. Lester	SS 40 M. Bell
RB 36 J. Bettis	FS 39 M. Perry		

STEELERS SUBSTITUTIONS: P 4 J. Miller, K 9 N. Johnson, QB 18 M. Tomczak, WR 19 A. Coleman, CB 24 C. Oldham, RB 25 F. McAfee, CB 27 J.B. Brown, DB 29 R. Fuller, FB 38 J. Witman, DB 41 L. Flowers, TE 46 T. Sadowski, LB 51 C. Emmons, LB 53 S. Conley, LB 55 J. Olsavsky, OL 62 T. Myslinski, C 66 J. Sweeney, DE 71 O. Roye, TE 84 K. Botkin, WR 88 C. Hawkins, WR 89 W. Blackwell, DE 96 M. Vrabel, DL 98 O. Gibson. **DID NOT PLAY:** CB 21 D. Woolford. **INACTIVE:** QB 11 M. Quinn, WR 17 C. Marsh, RB 43 G. Jones, T 67 J. Stephens, OL 79 P. Wiggins, WR 83 C. Holliday, LB 95 G. Lloyd, DE 97 R. Manuel.

		1	2	3	4	OT	TOTAL	FIELD GOALS (made () & missed)	
VISITOR	Denver Broncos	7	17	0	0	—	24	J. Elam	(43)
HOME	Pittsburgh Steelers	7	7	0	7	—	21	N. Johnson	38WL

Team	Qtr	Clock Time	PLAY DESCRIPTION (Extra Point) (Drive Info)	SCORE	
				Visitor	Home
BRONCOS	1	9:18	T. Davis 8 yd. run (J. Elam, kick) (6-72, 3:15)	7	0
STEELERS	1	6:16	K. Stewart 33 yd. run (N. Johnson, kick) (6-65, 3:02)	7	7
STEELERS	2	12:42	J. Bettis 1 yd. run (N. Johnson, kick) (11-68, 4:46)	7	14
BRONCOS	2	8:20	J. Elam 43 yd. Field Goal (11-45, 4:22)	10	14
BRONCOS	2	1:47	H. Griffith 15 yd. pass from J. Elway (J. Elam, kick) (5-80, 2:53)	17	14
BRONCOS	2	0:13	E. McCaffrey 1 yd. pass from J. Elway (J. Elam, kick) (4-54, 0:30)	24	14
STEELERS	4	2:46	C. Johnson 14 yd. pass from K. Stewart (N. Johnson, kick) (10-79, 2:57)	24	21

FINAL INDIVIDUAL STATISTICS

Denver Broncos											Pittsburgh Steelers										
RUSHING	ATT	YDS	AVG	LG	TD						RUSHING	ATT	YDS	AVG	LG	TD					
T. Davis	26	139	5.3	43	1						J. Bettis	23	105	4.6	16	1					
J. Elway	2	9	4.5	10	0						K. Stewart	3	44	14.7	33	1					
V. Hebron	2	2	1.0	2	0						F. McAfee	1	12	12.0	12	0					
TOTAL	30	150	5.0	43	1						TOTAL	27	161	6.0	33	2					
PASSING											PASSING										
	ATT	CMP	YDS	TKD/ YD	TD	LG	IN	Rtg.				ATT	CMP	YDS	TKD/ YD	TD	LG	IN	Rtg.		
J. Elway	31	18	210	2/15	2	20	1	86.8			K. Stewart	36	18	201	3/8	1	27	3	41.6		
TOTAL	31	18	210	2/15	2	20	1	86.8			TOTAL	36	18	201	3/8	1	27	3	41.6		
PASS RECEIVING											PASS RECEIVING										
	NO	YDS	AVG	LG	TD							NO	YDS	AVG	LG	TD					
R. Smith	6	87	14.5	20	0						Y. Thigpen	6	92	15.3	27	0					
E. McCaffrey	5	37	7.4	11	1						C. Hawkins	4	30	7.5	9	0					
S. Sharpe	3	49	16.3	18	0						C. Johnson	3	34	11.3	14	1					
H. Griffith	2	26	13.0	15	1						W. Blackwell	2	19	9.5	16	0					
V. Hebron	1	9	9.0	9	0						M. Bruener	1	16	16.0	16	0					
T. Davis	1	2	2.0	2	0						T. Lester	1	7	7.0	7	0					
TOTAL	18	210	11.7	20	2						TOTAL	18	201	11.2	27	1					
INTERCEPTIONS											INTERCEPTIONS										
	NO	YDS	AVG	LG	TD							NO	YDS	AVG	LG	TD					
T. Braxton	1	6	6.0	6	0						L. Kirkland	1	0	0.0	0	0					
A. Aldridge	1	0	0.0	0	0																
R. Crockett	1	0	0.0	0	0																
TOTAL	3	6	2.0	0	0						TOTAL	1	0	0.0	0	0					
PUNTING											PUNTING										
	NO	YDS	AVG	NET	TB	IN20	LG					NO	YDS	AVG	NET	TB	IN20	LG			
T. Rouen	5	157	31.4	27.6	0	1	48				J. Miller	4	168	42.0	37.3	0	0	51			
TOTAL	5	157	31.4	27.6	0	1	48				TOTAL	4	168	42.0	37.3	0	0	51			
PUNT RETURNS											PUNT RETURNS										
	NO	YDS	AVG	FC	LG	TD						NO	YDS	AVG	FC	LG	TD				
D. Gordon	2	19	9.5	0	19	0					W. Blackwell	1	19	19.0	0	19	0				
(DOWNED)	2	0	0.0	0	—	0					C. Hawkins	0	0	0.0	1	—	0				
RETURNS	2	19	9.5	0	19	0					(DOWNED)	2	0	0.0	0	—	0				
											(OUT OF BOUNDS)	1	0	0.0	0	—	0				
RETURNS	4	69	17.3	0	25	0					RETURNS	1	19	19.0	1	19	0				
KICKOFF RETURNS											KICKOFF RETURNS										
	NO	YDS	AVG	FC	LG	TD						NO	YDS	AVG	FC	LG	TD				
V. Hebron	4	69	17.3	0	25	0					W. Blackwell	3	52	17.3	0	24	0				
											J. Witman	1	10	10.0	0	10	0				
RETURNS	4	69	17.3	0	25	0					(TOUCHBACK)	1	0	0.0	0	—	0				
											RETURNS	4	62	15.5	0	24	0				
Denver Broncos											Pittsburgh Steelers										
FUMBLES	Fum	Lost	Rec.	Yds	TD	Opp.		Yds	TD	Out											
T. Davis	1	1	0	0	0	FF	Rec.	Yds	TD	Bnds											
D. Gordon	0	0	0	0	0	0	0	0	0	0											
R. Crockett	0	0	1	1	0	0	0	0	0	0											
N. Smith	0	0	0	0	0	1	0	0	0	0											
M. Lodish	0	0	0	0	0	0	1	0	0	0											
TOTAL	2	1	1	1	0	1	1	0	0	0											
	Fum	Lost	Rec.	Yds	TD	Opp.		Yds	TD	Out											
D. Perry	0	0	0	0	0	1	1	0	0	0											
K. Stewart	1	1	0	0	0	0	0	0	0	0											
TOTAL	1	1	0	0	0	1	1	0	0	0											

FINAL TEAM STATISTICS

BRONCOS											STEELERS										
TOTAL FIRST DOWNS											PUNTS Number and Average										
23											5-31.4										
By Rushing 6											Had Blocked 0										
By Passing 15											FGs – PATS Had Blocked 0-0										
By Penalty 2											TOTAL RETURN YARDAGE (Not Including Kickoffs) 25										
THIRD DOWN EFFICIENCY 8-14-57%											No. and Yards Punt Returns 2-19										
FOURTH DOWN EFFICIENCY 0-0-0%											No. and Yards Kickoff Returns 4-69										
TOTAL NET YARDS 345											No. and Yards Interception Returns 3-6										
Total Offensive Plays (inc. times thrown passing) 63											PENALTIES Number and Yards 4-21										
Average gain per offensive play 5.5											TOUCHDOWNS 2-1										
NET YARDS RUSHING 150											Rushing 3										
Total Rushing Plays 30											Passing 1										
Average gain per rushing play 5.0											EXTRA POINTS Made-Attempts 3-3										
NET YARDS PASSING 195											Kicking Made-Attempts 3-3										
Times thrown – yards lost attempting to pass 2-15											FIELD GOALS Made-Attempts 1-1										
Gross yards passing 210											SAFETIES 0										
PASS ATTEMPTS-COMPLETIONS-HAD INTERCEPTED 31-18-1											FINAL SCORE 24										
Average gain per pass play (inc. # thrown passing) 5.9											TIME OF POSSESSION 30:01										
KICKOFFS Number-In End Zone-Touchbacks 5-1-1											29:59										

BRONCOS DEFENSIVE STATISTICS

(based on unofficial press box statistics)

PLAYER	UT	A	TT	S-YDS	I-YDS	PD	FF	FR	PLAYER	UT	A	TT	S-YDS	I-YDS	PD	FF	FR
R. Crockett	8	0	8	1-1	1-0	2	0	0	R. Hilliard	1	1	2	0-0	0-0	0	0	0
T. Braxton	3	5	8	0-0	1-6	3	0	0	M. Tanuvasa	1	1	2	0-0	0-0	0	0	0
A. Aldridge	4	1	5	0-0	1-0	1	0	0	K. Traylor	1	1	2	1-1	0-0	1	0	0
D. Gordon	4	1	5	0-0	0-0	1	0	0	G. Cadrez	0	1	1	0-0	0-0	0	0	0
J. Moble	4	1	5	0-0	0-0	1	0	0	T. Pryce	0	1	1	0-0	0-0	0	0	0
A. Williams	3	2	5	0-0	0-0	0	0	0	K. Burns	0	0	0	0-0	0-0	0	0	0
B. Romanowski	3	1	4	0-0	0-0	0	0	0	M. Lodish	0	0	0	0-0	0-0	0	1	0
S. Atwater	2	2	4	0-0	0-0	1	0	0	D. Dodge	0	0	0	0-0	0-0	0	0	0
N. Smith	2	1	3	1-6	0-0	0	0	1	T. McKyer	0	0	0	0-0	0-0	0	0	0
H. Hasselbach	1	2	3	0-0	0-0	0	0	0	TEAM TOTALS	39	21	60	3-8	3-6	10	1	1
D. Johnson	2	0	2	0-0	0-0	0	0	0									



Denver 14, Kansas City 10

Sunday, Jan. 4, 1998 • 3 p.m. CST • Arrowhead Stadium • Kansas City, Mo.

WEATHER: Overcast, 32° (wind chill 26°), Wind NW 6 mph • **ATTENDANCE:** 76,965 • **TIME:** 2:59

1997 AFC Divisional Playoff Game

The Denver Broncos posted their first road playoff win in 11 years—and only the second in franchise history—with a 14-10 victory against Kansas City in front of 76,965 fans at Arrowhead Stadium. Denver advanced to its first AFC Championship Game since 1991 on the strength of two Terrell Davis touchdowns, which tied the franchise postseason record for the second week in a row, and a defensive effort that limited the Chiefs to just 10 points that tied for the fewest allowed in club playoff history.

Davis broke a scoreless tie late in the second quarter, plowing into the end zone one yard out to give Denver a 7-0 lead with 1:56 remaining in the half to cap an 8-play, 65-yard drive that covered 4:51 on the clock. Key to the drive was a 17-yard John Elway completion to Rod Smith on third-and-7 that gave the Broncos a first down at the Kansas City 4-yard line.

The Chiefs, limited to 58 yards of total offense in the first half, came out strong in the third quarter, moving the ball to the Denver 6-yard line before settling for a 20-yard Pete Stoyanovich field goal. Kansas City struck again late in the quarter when Elvis Grbac found tight end Tony Gonzalez in the back of the end zone for a 12-yard score, marking the Chiefs' only touchdown.

Denver, however, answered on its ensuing possession by driving 49 yards in six plays for what proved to be the game-winning touchdown. The key play of the drive was a 43-yard Elway-to-Ed McCaffrey completion on third-and-5 from the Chiefs' 44-yard line that gave Denver a first down at the Kansas City 1-yard line.

After two unsuccessful attempts from close range, Davis muscled his way through the middle of the Chiefs' line for his second touchdown of the day and the fifth of his career in the postseason to establish a franchise record.

Kansas City had possession three more times in the game but was turned back each occasion by the Broncos' defense after reaching Denver's 31 (punt), their own 36 (punt) and the Broncos' 20-yard line with 0:19 left (downs). The final play was a pass to the end zone on fourth-and-2 that was knocked down by Darrien Gordon, ending the Chiefs' hopes and propelling Denver to the AFC title game.

Elway, with 170 passing yards, moved into second place in NFL postseason history in that category. He surpassed both Terry Bradshaw (3,833) and Jim Kelly (3,863) to finish the day at 3,940 career passing yards in the playoffs.

OFFICIALS:

Referee — Jerry Markbreit (9); **Umpire** — Bob Wagner (100); **Head Linesman** — Terry Gierke (72); **Line Judge** — Walt Anderson (66); **Back Judge** — Al Jury (106); **Side Judge** — Mike Pereira (77); **Field Judge** — Bill Schmitz (122).

DENVER BRONCOS

OFFENSE		DEFENSE	
WR 80 R. Smith	LE 90 N. Smith	LT 65 G. Zimmerman	LT 94 K. Traylor
LG 69 M. Schlereth	RT 98 M. Tanuvasa	C 66 T. Nalen	RE 91 A. Williams
RG 75 B. Habib	WLB 51 J. Mobley	RT 77 T. Jones	MLB 57 A. Aldridge
TE 84 S. Sharpe	SLB 53 B. Romanowski	WR 87 E. McCaffrey	LCB 39 R. Crockett
QB 7 J. Elway	RCB 23 D. Gordon	HB 30 T. Davis	FS 27 S. Atwater
FB 29 H. Griffith	SS 34 T. Braxton		

BRONCOS SUBSTITUTIONS: K 1 J. Elam, P 16 T. Rouen, CB 21 R. Hilliard, RB 22 V. Hebron, CB 25 D. Johnson, CB 26 T. McKyer, RB 31 D. Loville, S 32 T. Veland, S 33 D. Dodge, RB 37 A. Lynn, FB 42 D. Smith, LB 56 K. Burns, LB 59 G. Cadrez, G/C 63 D. Diaz-Infante, T 74 H. Swayne, WR 81 P. Jeffers, WR 85 W. Green, TE 86 B. Chamberlain, TE 89 D. Carswell, DT 93 T. Pryce, DE 96 H. Hasselbach, DT 97 M. Lodish. **DID NOT PLAY:** QB 6 B. Brister. **INACTIVE:** QB 8 J. Lewis, LB 50 J. Hesse, LB 58 S. Russ, G 62 D. Neil, T 70 J. Brown, DE 72 E. Jones, WR 88 S. Wilson, DT 99 D. Richie.

KANSAS CITY CHIEFS

OFFENSE		DEFENSE	
SE 89 A. Rison	LT 99 V. Booker	RT 95 J. Phillips	RE 72 D. Williams
LT 69 J. Criswell	RE 75 J. Williams	LG 79 D. Scott	LLB 58 D. Thomas
C 61 T. Grunhard	ILB 53 W. Simmons	RG 68 W. Shields	MLB 59 D. Edwards
RT 62 G. Parker	RLB 50 A. Davis	TE 48 T. Popson	LCB 34 D. Carter
FL 80 L. Dawson	RCB 40 J. Hasty	QB 11 E. Grbac	SS 25 R. Tongue
FB 38 K. Anders	FS 21 J. Woods	HB 27 G. Hill	

CHIEFS SUBSTITUTIONS: P 5 L. Aguiar, K 10 P. Stoyanovich, CB 29 M. McMillian, FB 30 D. Bennett, RB 32 M. Allen, CB 45 B. Brooks, S 47 T. Scott, FB 49 T. Richardson, LB 51 G. Manusky, LB 54 T. Simien, G 64 R. Tamm, DT 71 T. Barndt, T 74 S. Wallace, DE 77 P. McDaniels, TE 82 D. Walker, WR 83 D. Hughes, WR 84 J. Horn, WR 87 T. Vanover, TE 88 T. Gonzalez, LB 90 T. Wooden, DE 93 J. Browning. **DID NOT PLAY:** QB 12 R. Gannon, DT 95 M. Dean Perry. **INACTIVE:** QB 8 B. Tolliver, QB 17 P. Barnes, CB 44 D. Anderson, C 65 J. Smith, T 70 M. Spears, T 72 N. Parks, WR 81 K. Lockett, DT 91 T. Parten.

		1	2	3	4	OT	TOTAL	FIELD GOALS (made () & missed)
VISITOR	Denver Broncos	0	7	0	7	—	14	
HOME	Kansas City Chiefs	0	0	10	0	—	10	P. Stoyanovich 44WL (20)

Team	Qtr	Clock Time	PLAY DESCRIPTION (Extra Point) (Drive Info)	SCORE	
				Visitor	Home
BRONCOS	2	1:56	T. Davis 1 yd. run (J. Elam, kick) (8-65, 4:51)	7	0
CHIEFS	3	9:42	P. Stoyanovich 20 yd. Field Goal (11-67, 5:18)	7	3
CHIEFS	3	0:10	T. Gonzalez 12 yd. pass from E. Grbac (P. Stoyanovich, kick) (4-65, 1:35)	7	10
BRONCOS	4	12:32	T. Davis 1 yd. run (J. Elam, kick) (6-49, 2:38)	14	10

FINAL INDIVIDUAL STATISTICS

Denver Broncos											Kansas City Chiefs																	
RUSHING	ATT	YDS	AVG	LG	TD						RUSHING	ATT	YDS	AVG	LG	TD												
T. Davis	25	101	4.0	41	2						M. Allen	12	37	3.1	14	0												
H. Griffith	4	9	2.3	4	0						E. Grbac	4	22	5.5	11	0												
D. Loville	2	0	0.0	3	0						K. Anders	3	9	3.0	6	0												
J. Elway	1	-1	-1.0	-1	0						D. Bennett	3	4	1.3	8	0												
TOTAL	32	109	3.4	41	2						TOTAL	24	77	3.2	14	0												
PASSING											PASSING																	
	ATT	CMP	YDS	TKD/	YD	TD	LG	IN	Rtg.						ATT	CMP	YDS	TKD/	YD	TD	LG	IN	Rtg.					
J. Elway	19	10	170	1/7	0	43	0	83.2						E. Grbac	37	24	260	4/34	1	50	0	94.4						
TOTAL	19	10	170	1/7	0	43	0	83.2						TOTAL	37	24	260	4/34	1	50	0	94.4						
PASS RECEIVING											PASS RECEIVING																	
	NO	YDS	AVG	LG	TD						NO	YDS	AVG	LG	TD													
E. McCaffrey	3	56	18.7	43	0						A. Rison	8	110	13.8	34	0												
S. Sharpe	2	33	16.4	22	0						T. Popson	5	26	5.2	13	0												
R. Smith	2	19	9.5	17	0						T. Gonzalez	3	26	8.7	12	1												
D. Carswell	1	26	26.0	26	0						L. Dawson	2	20	10.0	12	0												
W. Green	1	19	19.0	19	0						K. Anders	2	4	2.0	3	0												
T. Davis	1	17	17.0	17	0						J. Horn	1	50	50.0	50	0												
TOTAL	10	170	17.0	43	0						TOTAL	24	260	10.8	50	1												
INTERCEPTIONS											INTERCEPTIONS																	
	NO	YDS	AVG	LG	TD						NO	YDS	AVG	LG	TD													
TOTAL	0	0	0.0	—	0						TOTAL	0	0	0.0	—	0												
PUNTING											PUNTING																	
	NO	YDS	AVG	NET	TB	IN20	LG					NO	YDS	AVG	NET	TB	IN20	LG										
T. Rouen	6	217	36.2	31.2	1	2	51					L. Aguiar	5	232	46.4	39.2	0	2	62									
TOTAL	6	217	36.2	31.2	1	2	51					TOTAL	5	232	46.4	39.2	0	2	62									
PUNT RETURNS											PUNT RETURNS																	
	NO	YDS	AVG	FC	LG	TD					NO	YDS	AVG	FC	LG	TD												
D. Gordon	1	36	36.0	1	36	0					T. Vanover	1	10	10.0	1	10	0											
(DOWNED)	3	0	0.0	0	—	0					(DOWNED)	3	0	0.0	0	—	0											
											(TOUCHBACK)	1	0	0.0	0	—	0											
RETURNS	1	36	36.0	1	36	0					RETURNS	1	10	10.0	1	10	0											
KICKOFF RETURNS											KICKOFF RETURNS																	
	NO	YDS	AVG	FC	LG	TD					NO	YDS	AVG	FC	LG	TD												
V. Hebron	2	51	25.5	0	28	0					T. Vanover	3	69	23.0	0	25	0											
D. Loville	1	20	20.0	0	20	0					RETURNS	3	69	23.0	0	25	0											
RETURNS	3	71	23.7	0	28	0					TOTAL	3	69	23.0	0	25	0											
Denver Broncos											Kansas City Chiefs																	
FUMBLES	Fum	Lost	Own Rec.	Yds	TD	FF	Rec.	Yds	TD	Out Bnds																		
T. Davis	2	0	2	0	0	0	0	0	0	0																		
A. Lynn	0	0	0	0	0	1	0	0	0	0																		
J. Elway	1	1	0	0	0	0	0	0	0	0																		
N. Smith	0	0	0	0	0	1	0	0	0	0																		
D. Loville	1	1	0	0	0	0	0	0	0	0																		
TOTAL	4	2	2	0	0	2	0	0	0	0																		
D. Williams	0	0	0	0	0	1	0	0	0	0																		
T. Vanover	1	0	1	0	0	0	0	0	0	0																		
J. Woods	0	0	0	0	0	1	0	0	0	0																		
A. Davis	0	0	0	0	0	0	1	0	0	0																		
E. Grbac	1	0	0	0	0	0	0	0	0	0																		
G. Parker	0	0	1	0	0	0	0	0	0	0																		
J. Brownig	0	0	0	0	0	1	0	0	0	0																		
R. Tongue	0	0	0	0	0	0	1	0	0	0																		
TOTAL	2	0	2	0	0	3	2	0	0	0																		

FINAL TEAM STATISTICS

BRONCOS										CHIEFS									
TOTAL FIRST DOWNS										PUNTS Number and Average									
16										6-36.2									
By Rushing 6										5-46.4									
By Passing 7										Had Blocked 0									
By Penalty 3										FGs - PATs Had Blocked 0-0									
THIRD DOWN EFFICIENCY 5-11-45%										TOTAL RETURN YARDAGE (Not Including Kickoffs) 1-36									
FOURTH DOWN EFFICIENCY 0-0-0%										No. and Yards Punt Returns 36									
TOTAL NET YARDS 272										No. and Yards Kickoff Returns 3-71									
THIRD DOWN EFFICIENCY 5-11-45%										No. and Yards Interception Returns 0-0									
TOTAL NET YARDS 303										PENALTIES Number and Yards 8-64									
Total Offensive Plays (inc. times thrown passing) 52										FUMBLES Number and Lost 4-2									
Average gain per offensive play 5.2										TOUCHDOWNS 2									
NET YARDS RUSHING 109										Rushing 2									
Total Rushing Plays 32										Passing 0									
Average gain per rushing play 3.4										EXTRA POINTS Made-Attempts 2-2									
NET YARDS PASSING 163										Kicking Made-Attempts 2-2									
Times thrown - yards lost attempting to pass 1-7										FIELD GOALS Made-Attempts 0-0									
Gross yards passing 170										SAFETIES 14									
PASS ATTEMPTS-COMPLETIONS-HAD INTERCEPTED 19-10-0										FINAL SCORE 5-5									
Average gain per pass play (inc. # thrown passing) 8.2										TIME OF POSSESSION 28:54									
KICKOFFS Number-in End Zone-Touchbacks 3-0-0										31:06									

BRONCOS DEFENSIVE STATISTICS

<i>(based on unofficial press box statistics)</i>																	
PLAYER	UT	A	TT	S-YDS	I-YDS	PD	FF	FR	PLAYER	UT	A	TT	S-YDS	I-YDS	PD	FF	FR
J. Moble	7	0	7	0-0	0-0	0	0	0	M. Tanuvasa	2	0	2	0-0	0-0	0	0	0
T. Braxton	5	1	6	0-0	0-0	0	0	0	A. Williams	2	0	2	2-14	0-0	0	0	0
D. Gordon	5	0	5	0-0	0-0	2	0	0	D. Johnson	1	0	1	0-0	0-0	0	0	0
B. Romanowski	5	0	5	0-0	0-0	0	0	0	M. Lodish	1	0	1	0-0	0-0	0	0	0
A. Aldridge	4	1	5	0-0	0-0	0	0	0	K. Burns	0	0	0	0-0	0-0	0	0	0
R. Crockett	4	0	4	0-0	0-0	0	0	0	G. Cadrez	0	0	0	0-0	0-0	0	0	0
N. Smith	4	0	4	2-20	0-0	0	0	1	T. McKyer	0	0	0	0-0	0-0	0	0	0
K. Traylor	3	0	3	0-0	0-0	0	0	0	T. Pryce	0	0	0	0-0	0-0	0	0	0
S. Atwater	2	1	3	0-0	0-0	0	0	0	T. Veland	0	0	0	0-0	0-0	0	0	0
H. Hasselbach	2	0	2	0-0	0-0	0	0	0	TEAM TOTALS	47	3	50	4-34	0-0	2	0	1



Denver 42, Jacksonville 17

Saturday, Dec. 27, 1997 • 2:05 p.m. MST • Mile High Stadium • Denver

Weather: Partly Cloudy, 44° (wind chill 19°), Wind N 30 mph • **Attendance:** 74,481 • **Time:** 3:02

1997 AFC Wild Card Playoff Game

The Denver Broncos advanced to the AFC Divisional Playoff Round by literally running the Jacksonville Jaguars out of town as they piled up a club postseason-record 310 rushing yards en route to a 42-17 victory in front of 74,481 fans at Mile High Stadium. Denver set numerous team postseason records during the contest, including new standards for rushing attempts (49), total yards (511), points in a quarter (21; 4th qtr.), total points (42), first downs (28), rushing first downs (18) and third-down efficiency (75%), while the 237 yards allowed by the defense was the second-lowest total in Denver's 21-game playoff history.

The Broncos scored touchdowns on each of their first three possessions, racking up a 21-0 lead on 32 offensive plays during which time the Jaguars ran only six plays. Terrell Davis capped Denver's opening drive with a 2-yard touchdown run, and Rod Smith punctuated the next drive when he reeled in a 43-yard touchdown pass from John Elway. The lead was increased to 21-0 when Davis—who set franchise postseason records for rushing attempts (31), rushing yards (184) and longest run from scrimmage (59) before leaving in the third quarter with bruised ribs—tied the franchise records for rushing touchdowns and total touchdowns in a postseason game with his second of the day.

The Jaguars answered by scoring the game's next 17 points. Jacksonville scored on a 1-yard Natrone Means touchdown run in the second quarter, a 38-yard Mike Hollis field goal early in the third quarter and a blocked punt by safety Travis Davis, who returned it 29 yards for a touchdown to pull the Jaguars to within 21-17 with 9:16 left in the third quarter.

But the Broncos dominated from there as Derek Loville took over for the injured Davis and slashed his way to 103 yards (second most by a Bronco in the postseason) on 11 attempts and scored two fourth-quarter touchdowns on runs of 25 and eight yards to tie the club touchdown record already achieved in the game by Davis. Vaughn Hebron then got into the act, scoring Denver's fifth rushing touchdown of the day on a 6-yard run with 1:11 remaining to push the lead to its final margin of 42-17. With Davis' 184 rushing yards and Loville's 103, Denver became just the third team in NFL postseason history to boast two 100-yard rushers in the same game. Additionally, Denver's 40:59 possession time and its 310 rushing yards both were the fifth-highest totals recorded in an NFL playoff game.

OFFICIALS:

Referee — Bernie Kukar (86); **Umpire** — Jeff Rice (44); **Head Linesman** — John Schleyer (21); **Line Judge** — Tom Barnes (55); **Back Judge** — Tom Sifferman (118); **Side Judge** — Doug Toole (4); **Field Judge** — Bill Leavy (127).

DENVER BRONCOS

OFFENSE

WR 80 R. Smith
LT 65 G. Zimmerman
LG 69 M. Schlereth
C 66 T. Nalen
RG 75 B. Habib
RT 77 T. Jones
TE 84 S. Sharpe
WR 87 E. McCaffrey
QB 7 J. Elway
RB 30 T. Davis
FB 29 H. Griffith

DEFENSE

LE 90 N. Smith
LT 94 K. Traylor
RT 98 M. Tanuvasa
RE 91 A. Williams
WL 51 J. Mobley
MLB 57 A. Aldridge
SLB 53 B. Romanowski
LCB 39 R. Crockett
RCB 23 D. Gordon
FS 27 S. Atwater
SS 34 T. Braxton

BRONCOS SUBSTITUTIONS: K 1 J. Elam, QB 6 B. Brister, P 16 T. Rouen, CB 21 R. Hilliard, RB 22 V. Hebron, CB 25 D. Johnson, CB 26 T. McKeyer, RB 31 D. Loville, S 32 T. Veland, S 33 D. Dodge, RB 37 A. Lynn, FB 42 D. Smith, LB 56 K. Burns, LB 59 G. Cadrez, G 63 D. Diaz-Infante, T 74 H. Swayne, WR 81 P. Jeffers, WR 85 W. Green, TE 86 B. Chamberlain, TE 89 D. Carswell, DT 93 T. Pryce, DE 96 H. Hasselbach, DT 97 M. Lodish. **INACTIVE:** QB 8 J. Lewis, LB 50 J. Hesse, LB 58 S. Russ, C/G 62 D. Neil, T 70 J. Brown, DE 72 E. Jones, WR 88 S. Wilson, DT 99 D. Richie.

JACKSONVILLE JAGUARS

OFFENSE

WR 82 J. Smith
LT 71 T. Boselli
LG 62 B. Coleman
C 79 D. Widell
RG 76 R. Tylski
RT 72 L. Searcy
TE 83 P. Mitchell
WR 87 K. McCardell
QB 8 M. Brunell
RB 20 M. Aunale
TE 88 D. Jones

DEFENSE

LE 56 J. Lageman
LT 97 R. Wynn
RT 93 E. Tualo
RE 96 C. Simmons
SLB 51 K. Hardy
MLB 58 B. Schwartz
WLB 50 E. Robinson
LCB 41 D. Thomas
RCB 27 D. Figures
SS 45 T. Davis
FS 37 C. Hudson

JAGUARS SUBSTITUTIONS: K 1 M. Hollis, P 4 B. Barker, CB 21 A. Beasley, RB 23 R. Jordan, CB 26 K. Devine, S 28 D. Hall, DB 32 M. Logan, RB 33 J. Stewart, FB 49 T. Hallock, LB 52 B. Boyer, LB 54 J. Hamilton, LB 57 J. Kopp, G/T 67 J. Novak, WR 80 W. Jackson, WR 81 W. Moore, WR 84 R. Barlow, TE 85 R. Griffith, DE 90 T. Brackens, DT 91 S. Payne, DT 95 J. White, DE 99 J. Smeenge. **DIQ NOT PLAY:** QB 11 R. Johnson, G/T 78 T. Fordham. **INACTIVE:** QB 16 S. Matthews, CB 25 C. Anderson, S 29 R. Parker, FB 31 D. Shelton, G 68 M. Nori, G 73 B. DeMarco, TE 86 D. Brown, DE 98 J. Threats.

		1	2	3	4	OT	TOTAL	FIELD GOALS (made () & missed)	
VISITOR	Jacksonville Jaguars	0	7	10	0	—	17	M. Hollis (38)	
HOME	Denver Broncos	14	7	0	21	—	42		

Team	Qtr	Clock Time	PLAY DESCRIPTION (Extra Point) (Drive Info)	SCORE	
				Visitor	Home
BRONCOS	1	7:39	T. Davis 2 yd. run (J. Elam, kick) (15-73, 7:21)	0	7
BRONCOS	1	2:37	R. Smith 43 yd. pass from J. Elway (J. Elam, kick) (6-60, 4:07)	0	14
BRONCOS	2	10:46	T. Davis 5 yd. run (J. Elam, kick) (11-92, 5:16)	0	21
JAGUARS	2	5:09	N. Means 1 yd. run (M. Hollis, kick) (9-79, 5:37)	7	21
JAGUARS	3	13:33	M. Hollis 38 yd. Field Goal (4-7, 1:27)	10	21
JAGUARS	3	9:16	T. Davis 29 yd. blocked punt return (M. Hollis, kick)	17	21
BRONCOS	4	13:21	D. Loville 25 yd. run (J. Elam, kick) (2-48, 0:37)	17	28
BRONCOS	4	3:43	D. Loville 8 yd. run (J. Elam, kick) (10-80, 5:28)	17	35
BRONCOS	4	1:11	V. Hebron 6 yd. run (J. Elam, kick) (2-9, 0:49)	17	42

FINAL INDIVIDUAL STATISTICS

Jacksonville Jaguars											Denver Broncos																																																																		
RUSHING																																																																													
	ATT	YDS	AVG	LG	TD		ATT	YDS	AVG	LG	TD		ATT	YDS	AVG	LG	TD		ATT	YDS	AVG	LG	TD																																																						
N. Means	10	40	4.0	14	1	T. Davis	31	184	5.9	59	2	D. Loville	11	103	9.4	44	2	M. Brunell	3	4	1.3	5	0	V. Hebron	6	23	3.8	6	1	J. Elway	1	0	0.0	0	0	TOTAL	14	50	3.6	14	1	TOTAL	49	310	6.3	59	5																														
PASSING																																																																													
	ATT	CMP	YDS	TD	LG	IN	Rtg.		ATT	CMP	YDS	TD	LG	IN	Rtg.		ATT	CMP	YDS	TD	LG	IN	Rtg.																																																						
M. Brunell	32	18	203	3/16	0	37	1	62.4	J. Elway	24	16	223	3/22	1	43	0	110.2	TOTAL	32	18	203	3/16	0	37	1	62.4	TOTAL	24	16	223	3/22	1	43	0	110.2																																										
PASS RECEIVING																																																																													
	NO	YDS	AVG	LG	TD		NO	YDS	AVG	LG	TD		NO	YDS	AVG	LG	TD		NO	YDS	AVG	LG	TD																																																						
K. McCardell	6	55	9.2	20	0	T. Davis	4	11	2.8	6	0	R. Smith	3	99	33.0	43	1	J. Stewart	3	46	15.3	26	0	E. McCaffrey	2	33	16.5	25	0	D. Jones	1	37	37.0	37	0	W. Green	2	32	16.0	22	0	P. Mitchell	1	7	7.0	7	0	S. Sharpe	2	29	14.5	23	0	N. Means	1	3	3.0	3	0	H. Griffith	2	9	4.5	8	0	TOTAL	18	203	12.7	37	0	TOTAL	16	223	13.9	43	1
INTERCEPTIONS																																																																													
	NO	YDS	AVG	LG	TD		NO	YDS	AVG	LG	TD		NO	YDS	AVG	LG	TD																																																												
TOTAL	0	0	0.0	—	0	D. Gordon	1	0	0.0	0	0	TOTAL	1	0	0.0	0	0																																																												
PUNTING																																																																													
	NO	YDS	AVG	NET	TB	IN20	LG		NO	YDS	AVG	NET	TB	IN20	LG																																																														
B. Barker	4	118	29.5	26.0	0	1	35	T. Rouen	2	99	49.5	47.0	0	1	53	TOTAL	4	118	29.5	26.0	0	1	35	TOTAL	3	99	33.0	31.3	0	1	53																																														
PUNT RETURNS																																																																													
	NO	YDS	AVG	FC	LG	TD		NO	YDS	AVG	FC	LG	TD																																																																
R. Barlow (DOWNED)	1	5	5.0	0	5	0	D. Gordon (DOWNED)	1	14	14.0	0	14	0	TOTAL	1	5	5.0	0	5	0	TOTAL	1	14	14.0	0	14	0																																																		
RETURNS																																																																													
	NO	YDS	AVG	FC	LG	TD		NO	YDS	AVG	FC	LG	TD																																																																
TOTAL	1	5	5.0	0	5	0	TOTAL	1	14	14.0	0	14	0																																																																
KICKOFF RETURNS																																																																													
	NO	YDS	AVG	FC	LG	TD		NO	YDS	AVG	FC	LG	TD																																																																
R. Barlow	3	118	39.3	0	58	0	V. Hebron	3	87	29.0	0	51	0	TOTAL	3	118	39.3	0	58	0	TOTAL	3	87	29.0	0	51	0																																																		
FUMBLES																																																																													
	Fum	Lost	Rec.	Yds	TD		Fum	Lost	Rec.	Yds	TD		Fum	Lost	Rec.	Yds	TD		Fum	Lost	Rec.	Yds	TD																																																						
C. Simmons	0	0	0	0	0	1	0	0	0	0	0	J. Elway	3	2	1	-10	0	0	0	0	0	0	0	TOTAL	1	1	0	0	0	2	2	0	0	0	0	TOTAL	3	2	1	-10	0	0	1	0	0	0	0																														

FINAL TEAM STATISTICS

	JAGUARS	BRONCOS	JAGUARS	BRONCOS
TOTAL FIRST DOWNS	14	28	PUNTS Number and Average	4-29.5
By Rushing	3	18	Had Blocked	0
By Passing	9	8	FGs - PATS Had Blocked	0-0
By Penalty	2	2	TOTAL RETURN YARDAGE (Not Including Kickoffs)	5
THIRD DOWN EFFICIENCY	3-10-30%	12-16-75%	No. and Yards Punt Returns	1-5
FOURTH DOWN EFFICIENCY	0-1-0%	1-1-100%	No. and Yards Kickoff Returns	7-166
TOTAL NET YARDS	237	511	PEHALTIES Number and Yards	0-0
Total Offensive Plays (inc. times thrown passing)	49	76	FUMBLES Number and Lost	9-94
Average gain per offensive play	4.8	6.7	TOUCHDOWNS	3
NET YARDS RUSHING	50	310	Rushing	1
Total Rushing Plays	14	49	Passing	0
Average gain per rushing play	3.6	6.3	Other (Blocked Kicks, etc.)	2
NET YARDS PASSING	187	201	EXTRA POINTS Made-Attempts	2-2
Times thrown - yards lost attempting to pass	3-16	3-22	Kicking Made-Attempts	2-2
Gross yards passing	203	223	FIELD GOALS Made-Attempts	1-1
PASS ATTEMPTS-COMPLETIONS-HAD INTERCEPTED	32-18-1	24-16-0	SAFETIES	0
Average gain per pass play (inc. # thrown passing)	5.3	7.4	FINAL SCORE	17
KICKOFFS Number-In End Zone-Touchbacks	4-1-1	7-0-0	TIME OF POSSESSION	19:01

BRONCOS DEFENSIVE STATISTICS

(based on unofficial press box statistics)																	
PLAYER	UT	A	TT	S-YDS	I-YDS	PD	FF	FR	PLAYER	UT	A	TT	S-YDS	I-YDS	PD	FF	FR
J. Moble	4	2	6	0-0	0-0	0	0	0	R. Crockett	1	0	1	0-0	0-0	0	0	0
D. Gordon	5	0	5	1-8	1-0	4	0	0	T. Pryce	1	0	1	1-0	0-0	0	0	0
B. Romanowski	3	1	4	0-0	0-0	0	0	0	A. Williams	1	0	1	0-0	0-0	0	0	0
K. Traylor	3	1	4	0-0	0-0	1	0	0	H. Hasselbach	0	1	1	0-0	0-0	0	0	0
N. Smith	2	1	3	0-0	0-0	1	0	0	K. Burns	0	0	0	0-0	0-0	0	0	0
G. Cadrez	2	0	2	0-0	0-0	0	0	0	D. Johnson	0	0	0	0-0	0-0	1	0	0
M. Tanuvasa	1	1	2	1-8	0-0	0	0	0	M. Lodish	0	0	0	0-0	0-0	0	0	0
S. Atwater	0	2	2	0-0	0-0	2	0	0	T. McKyer	0	0	0	0-0	0-0	0	0	0
A. Aldridge	1	0	1	0-0	0-0	0	1	0	T. Veland	0	0	0	0-0	0-0	0	0	0
T. Braxton	1	0	1	0-0	0-0	0	0	0	TEAM TOTALS	25	0	34	3-16	1-0	9	1	0



Jacksonville 30, Denver 27

Saturday, Jan. 4, 1997 • 2:05 p.m. MST • Mile High Stadium • Denver

WEATHER: Sunny, 46°, Wind NW 15 mph • **ATTENDANCE:** 75,678 • **TIME:** 3:02

1996 AFC Divisional Playoff Game

The Denver Broncos' most successful season since 1991 came to a surprising end at the hands of the Jacksonville Jaguars with a 30-27 loss in an AFC Divisional Playoff Game in front of 75,678 stunned fans at Mile High Stadium.

The loss was Denver's first of the season at home and only its second ever at home in the postseason.

The contest began on a promising note for the Broncos as they scored on two of their first three possessions to take a 12-0 lead into the second quarter. First, Vaughn Hebron scored his first-ever postseason touchdown on a 1-yard plunge on fourth down. During that drive, Terrell Davis set a franchise record for the longest postseason run with a 47-yard scamper. On Denver's next possession, Shannon Sharpe hauled in an 18-yard touchdown from John Elway to produce the 12-point lead.

The Jaguars proceeded to score on five unanswered possessions (three field goals and two touchdowns) to take a 23-12 lead at the 10:51 mark of the fourth quarter.

The Broncos responded with a 9-play, 57-yard drive that was capped by a 2-yard touchdown run by Davis, who then tacked on the two-point conversion himself to cut the deficit to 3, 23-20. But then Mark Brunell connected with Jimmy Smith for a touchdown on a critical third-and-5 play at the Broncos' 16-yard line with 3:39 remaining in the game to restore a 10-point advantage.

The Broncos again pulled to within three points when Elway found Ed McCaffrey in the end zone for a 15-yard touchdown with 1:50 left, but Denver's magic ran out as the Jaguars held on for the 30-27 win.

During the contest, Elway, who played in his franchise-record 15th postseason game, passed Terry Bradshaw for fourth place on the all-time NFL postseason list for pass attempts. He finished the day with 226 yards on 25-of-38 passing with two touchdowns. Davis gained 91 yards on the ground with one touchdown and safety Tyrone Braxton led the Broncos with 11 tackles on defense, but those efforts were not enough to overcome Jacksonville's onslaught.

Natrone Means, who led Jacksonville's 203-yard rushing attack, totaled 140 yards on 21 carries (6.7 avg.). Brunell added 44 more yards on seven rushes and completed 18-of-29 (62.1%) passes for 245 yards with two touchdowns for the Jaguars, who posted 443 yards of total offense.

OFFICIALS:

Referee — Red Cashion (43); **Umpire** — Art Demmas (78); **Line Judge** — Byron Boston (18); **Side Judge** — Laird Hayes (125); **Head Linesman** — Sid Semon (109); **Back Judge** — Tim Smith (80); **Field Judge** — John Robison (46).

DENVER BRONCOS

OFFENSE		DEFENSE	
WR 83	A. Miller	LE 90	D. Williams
LT 65	G. Zimmerman	LT 97	M. Lodish
LG 69	M. Schlereth	RT 95	M. Perry
C 66	T. Nalen	RE 91	A. Williams
RG 75	B. Habib	WLB 51	J. Mobley
RT 76	B. Thompson	MLB 57	A. Aldridge
TE 84	S. Sharpe	LCB 53	B. Romanowski
WR 87	E. McCaffrey	RCB 39	R. Crockett
QB 7	J. Elway	CB 48	L. Washington
HB 30	T. Davis	FS 27	S. Atwater
FB 29	A. Craver	SS 34	T. Braxton

BRONCOS SUBSTITUTIONS: K 1 J. Elam, P 16 T. Rouen, CB 20 T. James, CB 21 R. Hilliard, RB 22 V. Hebron, CB 25 D. Johnson, S 31 R. Jones, S 37 T. Hauck, RB 38 R. Rivers, LB 56 K. Burns, LB 59 G. Cadrez, T 70 J. Brown, DT 79 J. Geathers, WR 80 R. Smith, WR 82 P. Jeffers, TE 86 B. Chamberlain, WR 88 M. Sherrard, TE 89 D. Carswell, DE 94 J. Robinson, DE 96 H. Hasselbach, DT 98 M. Tanuvasa. **DID NOT PLAY:** QB 8 J. Lewis, G 63 D. Diaz-Infante. **INACTIVE:** QB 11 T. Rубley, FB 42 D. Smith, LB 54 B. Hager, G 64 R. Tamm, DT 67 M. Campbell, T/G 68 R. McElroy, DT 72 E. Jones, WR 81 T. Kinchen.

JACKSONVILLE JAGUARS

OFFENSE		DEFENSE	
WR 82	J. Smith	LE 56	J. Lageman
LT 71	T. Boselli	LT 92	D. Davey
LG 62	B. Coleman	RT 64	J. Jurkovic
C 79	D. Widell	RE 96	C. Simmons
RG 76	R. Tylski	SLB 51	K. Hardy
RT 72	L. Searcy	MLB 55	T. McManus
TE 86	D. Brown	WLB 50	E. Robinson
WR 87	K. McCardell	LCB 21	A. Beasley
QB 8	M. Brunell	RCB 25	M. Washington
RB 20	N. Means	SS 28	D. Hall
FB 35	L. Maston	FS 37	C. Hudson

JAGUARS SUBSTITUTIONS: K 1 M. Hollis, P 4 B. Barker, CB 22 B. Brooks, RB 23 R. Jordan, FS 30 D. Studstill, RB 33 J. Stewart, CB 40 R. Massey, CB 42 R. Bell, FS 45 T. Davis, LB 52 B. Boyer, LB 57 J. Kopp, C 63 M. Cheever, G 73 B. DeMarco, WR 80 W. Jackson, TE 82 P. Mitchell, WR 84 R. Barlow, TE 85 R. Griffith, WR 88 K. Bullard, DE 90 T. Brackens, DE 91 P. Frase, DT 94 K. Pritchett. **DID NOT PLAY:** QB 11 R. Johnson, C/7 87 J. Novak. **INACTIVE:** QB 5 T. Philcox, LB 54 T. Hallock, C/G 66 G. Huntington, T 74 J. Herndon, FB 81 C. Griffin, WR 89 C. Marsh, DE 93 E. Logan, DE 98 J. White.

		1	2	3	4	OT	TOTAL	FIELD GOALS (made () & missed)	
VISITOR	Jacksonville Jaguars	0	13	7	10	—	30	M. Hollis	(46) (42) (22)
HOME	Denver Broncos	12	0	0	15	—	27		

Team	Qtr	Clock Time	PLAY DESCRIPTION (Extra Point) (Drive Info)	SCORE	
				Visitor	Home
BRONCOS	1	6:22	V. Hebron 1 yd. run (No good, blocked) (6-50, 2:58)	0	6
BRONCOS	1	0:33	S. Sharpe 18 yd. pass from J. Elway (2-pt. Att. Failed) (7-64, 3:52)	0	12
JAGUARS	2	11:15	M. Hollis 46 yd. Field Goal (10-50, 4:18)	3	12
JAGUARS	2	2:58	N. Means 8 yd. run (M. Hollis, kick) (10-80, 5:21)	10	12
JAGUARS	2	0:10	M. Hollis 42 yd. Field Goal (5-65, 0:47)	13	12
JAGUARS	3	8:51	K. McCardell 31 yd. pass from M. Brunell (M. Hollis, kick) (7-75, 3:18)	20	12
JAGUARS	4	10:51	M. Hollis 22 yd. Field Goal (17-88, 8:32)	23	12
BRONCOS	4	7:37	T. Davis 2 yd. run (T. Davis, run) (9-57, 3:14)	23	20
JAGUARS	4	3:39	J. Smith 16 yd. pass from M. Brunell (M. Hollis, kick) (9-74, 3:58)	30	20
BRONCOS	4	1:50	E. McCaffrey 15 yd. pass from J. Elway (J. Elam, kick) (8-80, 1:49)	30	27

FINAL INDIVIDUAL STATISTICS

Jacksonville Jaguars										Denver Broncos											
RUSHING																					
N. Means	21	140	6.7	21	1	T. Davis	14	91	6.5	47	1										
M. Brunell	7	44	6.3	29	0	J. Elway	5	30	6.0	19	0										
J. Stewart	8	19	2.4	5	0	V. Hebron	2	5	2.5	4	1										
TOTAL	36	203	5.6	29	1	TOTAL	21	126	6.0	47	2										
TKD/																					
PASSING																					
M. Brunell	29	18	245	2/5	2	44	0	112.0	J. Elway	38	25	226	1/1	2	18	0	99.2				
TOTAL	29	18	245	2/5	2	44	0	112.0	TOTAL	38	25	226	1/1	2	18	0	99.2				
PASS RECEIVING																					
K. McCardell	5	59	11.8	31	1	T. Davis	7	24	3.4	6	0										
N. Means	4	46	11.5	29	0	A. Miller	5	67	13.4	18	0										
J. Smith	3	71	23.7	44	1	E. McCaffrey	5	54	10.8	15	1										
W. Jackson	3	35	11.7	19	0	A. Craver	3	17	5.7	7	0										
P. Mitchell	2	9	4.5	8	0	S. Sharpe	2	31	15.5	18	1										
J. Stewart	1	25	25.0	25	0	D. Carswell	2	18	9.0	10	0										
						R. Smith	1	15	15.0	15	0										
TOTAL	18	245	13.6	44	2	TOTAL	25	226	9.0	18	2										
INTERCEPTIONS																					
TOTAL	0	0	0.0	—	0	TOTAL	0	0	0.0	—	0										
PUNTING																					
B. Barker	3	119	39.7	35.7	0	0	49	T. Rouen	5	213	42.6	38.0	1	3	52						
TOTAL	3	119	39.7	35.7	0	0	49	TOTAL	5	213	42.6	38.0	1	3	52						
PUNT RETURNS																					
C. Hudson	1	3	3.0	2	3	0	R. Smith	2	12	6.0	0	6	0								
(DOWNED)	1	0	0.0	0	—	0	(OUT OF BOUNDS)	1	0	0.0	0	—	0								
(TOUCHBACK)	1	0	0.0	0	—	0															
RETURNS	1	3	3.0	2	3	0	RETURNS	2	12	6.0	0	6	0								
KICKOFF RETURNS																					
B. Brooks	4	75	18.8	0	29	0	V. Hebron	3	85	28.3	0	38	0								
						B. Chamberlain	1	15	15.0	0	15	0									
						K. Burns	1	14	14.0	0	14	0									
						P. Jeffers	1	9	9.0	0	9	0									
						(TOUCHBACK)	1	0	0.0	0	—	0									
RETURNS	4	75	18.8	0	29	0	RETURNS	6	123	20.5	0	38	0								
Jacksonville Jaguars										Denver Broncos											
FUMBLES	Fum	Lost	Rec.	Yds	TD	Opp. Rec.	Yds	TD	Out Bnds	FUMBLES	Fum	Lost	Rec.	Yds	TD	Opp. Rec.	Yds	TD	Out Bnds		
T. McManus	0	0	0	0	0	1	0	0	0	D. Carswell	1	0	1	0	0	0	0	0	0		
TOTAL	0	0	0	0	0	1	0	0	0	TOTAL	1	0	1	0	0	0	0	0	0		

FINAL TEAM STATISTICS

JAGUARS										BRONCOS									
TOTAL FIRST DOWNS																			
By Rushing										By Rushing									
By Passing										By Passing									
By Penalty										By Penalty									
THIRD DOWN EFFICIENCY										THIRD DOWN EFFICIENCY									
8-15-53%										6-12-50%									
FOURTH DOWN EFFICIENCY										FOURTH DOWN EFFICIENCY									
0-0-0%										1-1-100%									
TOTAL NET YARDS										TOTAL NET YARDS									
443										351									
Total Offensive Plays (inc. times thrown passing)																			
67										60									
Average gain per offensive play																			
6.6										5.9									
NET YARDS RUSHING																			
203										126									
Total Rushing Plays																			
36										21									
Average gain per rushing play																			
5.6										6.0									
NET YARDS PASSING																			
240										225									
Times thrown — yards lost attempting to pass																			
2-5										1-1									
Gross yards passing																			
245										226									
PASS ATTEMPTS-COMPLETIONS-HAD INTERCEPTED																			
29-10-0										38-25-0									
Average gain per pass play (inc. # thrown passing)																			
7.7										5.8									
KICKOFFS Number-In End Zone-Touchbacks																			
7-1-1										5-2-0									
PUNTS Number and Average																			
3-39.7										5-42.6									
Had Blocked																			
0										0									
FGs — PATS Had Blocked																			
0-0										0-1									
TOTAL RETURN YARDAGE (Not Including Kickoffs)																			
3										12									
No. and Yards Punt Returns																			
1-3										2-12									
No. and Yards Kickoff Returns																			
4-75										6-123									
No. and Yards Interception Returns																			
0-0										0-0									
PENALTIES Number and Yards																			
3-18										8-64									
FUMBLES Number and Lost																			
0-0										1-0									
TOUCHDOWNS																			
3										4									
Rushing																			
1										2									
Passing																			
2										2									
EXTRA POINTS Made-Attempts																			
3-3										2-4									
Kicking Made-Attempts																			
3-3										1-2									
Rushing Made-Attempts																			
0-0										1-1									
Passing Made-Attempts																			
0-0										0-1									
FIELD GOALS Made-Attempts																			
3-3										0-0									
SAFETIES																			
30										27									
FINAL SCORE																			
30										27									
TIME OF POSSESSION																			
32:24										27:36									

BRONCOS DEFENSIVE STATISTICS

(based on unofficial press box statistics)

PLAYER	UT	A	TT	S-YDS	I-YDS	PD	FF	FR	PLAYER	UT	A	TT	S-YDS	I-YDS	PD	FF	FR
T. Braxton	10	1	11	0-0	0-0	0	0	0	M. Lodish	2	0	2	0-0	0-0	0	0	0
J. Mobley	6	2	8	0-0	0-0	1	0	0	B. Romanowski	2	0	2	0-0	0-0	0	0	0
S. Atwater	6	0	6	0-0	0-0	0	0	0	H. Hasselbach	1	0	1	0-0	0-0	0	0	0
A. Aldridge	5	1	6	1-4	0-0	1	0	0	R. Hilliard	1	0	1	0-0	0-0	0	0	0
M. Perry	4	1	5	0-0	0-0	0	0	0	M. Tanuvasa	1	0	1	0-0	0-0	0	0	0
D. Williams	2	2	4	1-1	0-0	1	0	0	A. Williams	1	0	1	0-0	0-0	2	0	0
R. Crockett	2	0	2	0-0	0-0	1	0	0	K. Burns	0	0	0	0-0	0-0	0	0	0
T. Hauck	2	0	2	0-0	0-0	0	0	0	TEAM TOTALS	47	7	54	2-5	0-0	6	0	0
T. James	2	0	2	0-0	0-0	0	0	0									



L.A. Raiders 42, Denver 24

Sunday, Jan. 9, 1994 • 1 p.m. PST • Los Angeles Coliseum • Los Angeles

WEATHER: Sunny, 76°, Wind 0 mph • **ATTENDANCE:** 65,314 • **TIME:** 3:36

1993 AFC Wild Card Game

Facing the Los Angeles Raiders for the second time in as many weeks, the Denver Broncos saw the Raiders pull away from a 21-21 halftime tie en route to a 42-24 win in an AFC Wild Card Game in front of 65,314 fans at the Los Angeles Coliseum.

Denver quarterback John Elway completed 29-of-47 passes (61.7%) for 302 yards with three touchdowns and one interception while tight end Shannon Sharpe hauled in a game-high 13 receptions for 156 yards (12.0 avg.) with one touchdown.

The Raiders struck first on a 7-play, 80-yard drive that was capped with a 9-yard touchdown pass from quarterback Jeff Hostetler to tight end Ethan Horton at 9:17 of the first quarter.

Elway and the Broncos responded with a scoring drive of their own, going 65 yards in seven plays with Elway finding Sharpe for a 23-yard touchdown. The Raiders bounced back with a 65-yard touchdown pass to wide receiver Tim Brown to take a 14-7 lead at 2:25 of the first quarter. The Broncos responded by driving 80 yards in 12 plays, setting up a 16-yard touchdown toss from Elway to tight end Reggie Johnson to tie the score. Hostetler continued to be red hot on the Raiders' next possession, throwing a 54-yard touchdown pass to wide receiver James Jett for a 21-14 lead at 7:28 of the second quarter.

On the Broncos' final drive of the half, the offense chewed up nearly seven minutes and went 77 yards to tie the score at 21 on wide receiver Derek Russell's 6-yard touchdown reception. Elway showed his ability to create plays for the offense, completing passes to six different receivers and taking off on two rushes of his own during the drive.

The two teams combined for nearly 500 yards of total offense by halftime, but only the Raiders continued that pace in the second half. After receiving the opening kickoff, the Broncos failed to move the ball on their first three possessions, giving the Raiders great field position after three punts that averaged 30 yards. The Raiders took advantage of the field position, converting two of those possessions into touchdowns on drives of three and five plays, respectively, to take a commanding 35-21 lead at 4:27 of the third quarter.

The Broncos made a dent in the score at the beginning of the fourth period on a 33-yard field goal by Jason Elam at 12:36. The Raiders responded to that with a 10-play, 76-yard drive that was capped by Napoleon McCallum's third touchdown on the game from one yard out at 6:43 to mark the final points scored on the afternoon.

OFFICIALS:

Referee — Bob McElwee (95); **Umpire** — Al Conway (27); **Line Judge** — Tom Barnes (55); **Side Judge** — Don Wedge (28); **Head Linesman** — Aaron Pointer (79); **Back Judge** — Bill Lovett (98); **Field Judge** — Don Hakes (96).

DENVER BRONCOS

OFFENSE		DEFENSE	
WR 88 J. Evans		LE 99 S. Donnett	
LT 65 G. Zimmerman		NT 71 G. Kragen	
LG 79 D. Widell		RE 91 W. Oshodin	
C 72 K. Kartz		LOLB 51 M. Croel	
RG 75 B. Habib		LILB 77 K. Mecklenburg	
RT 68 R. Freeman		MLB 57 D. Wyman	
TE 89 R. Johnson		ROLB 73 S. Fletcher	
WR 87 C. Tillman		LCB 34 T. Braxton	
QB 7 J. Elway		RCB 23 R. Bradford	
RB 39 R. Delpino		SS 49 D. Smith	
TE 84 S. Sharpe		FS 27 S. Atwater	

BRONCOS SUBSTITUTIONS: K 1 J. Elam, QB 8 T. Maddox, P 16 T. Rouen, CB 21 L. Lang, RB 22 G. Milburn, S 31 R. Jones, CB 36 F. Robinson, FB 37 A. Lynn, RB 38 R. Rivers, S 40 D. Hall, WR 42 K. Taylor, CB 47 D. Pool, LB 54 M. Donahue, LB 58 E. Alexander, LB 59 T. Lucas, G 64 J. Melander, G 76 K. Scrafford, T 78 D. Maggs, WR 80 T. Kimbrough, WR 85 D. Russell, WR 86 A. Marshall, DE 94 J. Robinson, DT 97 D. Drozdov. **INACTIVE:** 30B 12 S. Moore, CB 29 C. Dimry, LB 52 J. Mills, C 61 B. Meeks, WR 81 B. Rose, WR 83 M. Bonner, DE 90 D. Williams, DT 95 A. Taylor.

LOS ANGELES RAIDERS

OFFENSE		DEFENSE	
WR 89 A. Wright		LE 75 H. Long	
LT 71 G. Perry		LT 91 C. McGlockton	
LG 76 S. Wisniewski		RT 74 N. Harrison	
C 72 D. Mosebar		RE 93 G. Townsend	
RG 65 M. Montoya		LLB 51 A. Wallace	
RT 68 B. Wilkerson		MLB 57 J. Kelly	
TE 88 E. Horton		RLB 99 W. Moss	
WR 81 T. Brown		LCB 36 T. McDaniel	
QB 15 J. Hostetler		RCB 48 L. Washington	
RB 41 N. McCallum		SS 20 D. Hoskins	
RB 21 R. Montgomery		FS 33 E. Anderson	

RAIDERS SUBSTITUTIONS: P 7 J. Gossett, K 18 J. Jaeger, RB 23 R. Jordan, S 25 D. Land, S 31 R. Dixon, RB 35 S. Smith, RB 38 N. Bell, RB 39 K. Smith, LB 45 D. Fulcher, CB 46 T. Dorn, LB 52 M. Jones, LB 54 G. Biekert, DE 56 A. Bruce, G 64 T. Peat, C 67 D. Turk, G 77 R. Stephens, WR 80 D. Hobbs, WR 82 J. Jett, WR 83 W. Gault, TE 84 J. Duff, DE 94 A. Smith, DT 97 W. Broutton. **DID NOT PLAY:** QB 11 V. Evans. **INACTIVE:** 30B 12 B. J. Hobert, RB 28 G. Robinson, S 29 P. Bates, CB 37 J. Trapp, T 78 G. Skrepenak, T 79 K. Lanier, WR 86 R. Ismail, DT 92 F. Collons.

		1	2	3	4	OT	TOTAL		FIELD GOALS (made () & missed)
VISITOR	Denver Broncos	7	14	0	3	—	24		J. Elam (33)
HOME	Los Angeles Raiders	14	7	14	7	—	42		

Team	Qtr	Clock Time	PLAY DESCRIPTION (Extra Point) (Drive Info)	SCORE	
				Visitor	Home
RAIDERS	1	9:17	E. Horton 9 yd. pass from J. Hostetler (J. Jaeger, kick) (7-80, 3:18)	0	7
BRONCOS	1	6:12	S. Sharpe 23 yd. pass from J. Elway (J. Elam, kick) (7-65, 3:05)	7	7
RAIDERS	1	2:25	T. Brown 65 yd. pass from J. Hostetler (J. Jaeger, kick) (6-78, 3:47)	7	14
BRONCOS	2	10:06	R. Johnson 16 yd. pass from J. Elway (J. Elam, kick) (12-80, 7:19)	14	14
RAIDERS	2	7:28	J. Jett 54 yd. pass from J. Hostetler (J. Jaeger, kick) (5-84, 2:38)	14	21
BRONCOS	2	0:32	D. Russell 6 yd. pass from J. Elway (J. Elam, kick) (13-77, 6:56)	21	21
RAIDERS	3	8:08	N. McCallum 26 yd. run (J. Jaeger, kick) (3-35, 1:25)	21	28
RAIDERS	3	4:27	N. McCallum 2 yd. run (J. Jaeger, kick) (5-52, 2:31)	21	35
BRONCOS	4	12:36	J. Elam 33 yd. Field Goal (8-63, 2:32)	24	35
RAIDERS	4	6:43	N. McCallum 1 yd. run (J. Jaeger, kick) (10-76, 5:53)	24	42

FINAL INDIVIDUAL STATISTICS

Denver Broncos										Los Angeles Raiders									
RUSHING										RUSHING									
R. Delpino	ATT	YDS	AVG	LG	TD	N. McCallum	ATT	YDS	AVG	LG	TD								
J. Elway	9	32	3.6	16	0	T. Montgomery	13	81	6.2	26	3								
R. Rivers	5	23	4.6	6	0	J. Hostetler	15	50	3.3	15	0								
T. Maddox	1	2	2.0	2	0		4	5	1.3	4	0								
G. Milburn	1	1	1.0	1	0														
T. Maddox	2	-2	-1.0	1	0														
TOTAL	18	56	3.1	16	0	TOTAL	32	136	4.3	26	3								
PASSING										PASSING									
J. Elway	ATT	CMP	YDS	TKO/ YD	TD	LG	IN	Rtg.	J. Hostetler	ATT	CMP	YDS	TKO/ YD	TD	LG	IN	Rtg.		
T. Maddox	47	29	302	1/5	3	25	1	92.7	J. Hostetler	19	13	294	2/3	3	65	0	150.8		
TOTAL	54	32	336	1/5	3	25	1	88.2	TOTAL	19	13	294	2/3	3	65	0	150.8		
PASS RECEIVING										PASS RECEIVING									
S. Sharpe	NO	YDS	AVG	LG	TD	J. Jett	NO	YDS	AVG	LG	TD								
A. Marshall	13	156	12.0	23	1	T. Brown	3	111	37.0	54	1								
G. Milburn	5	69	13.8	20	0	E. Horton	3	86	28.7	65	1								
D. Russell	5	8	1.6	6	0	T. Montgomery	3	45	15.0	33	1								
C. Tillman	2	31	15.5	25	1	A. Wright	3	29	9.7	18	0								
R. Johnson	2	25	12.5	16	0		1	23	23.0	23	0								
K. Taylor	2	19	9.5	16	1														
R. Rivers	1	13	13.0	13	0														
J. Evans	1	8	8.0	8	0														
TOTAL	32	336	10.5	25	3	TOTAL	13	294	22.6	65	3								
INTERCEPTIONS										INTERCEPTIONS									
	NO	YDS	AVG	LG	TD	T. Dorn	NO	YDS	AVG	LG	TD								
TOTAL	0	0	0.0	—	0	TOTAL	1	1	1.0	1	0								
PUNTING										PUNTING									
T. Rouen	NO	YDS	AVG	NET	TB	IN20	LG	J. Gossett	NO	YDS	AVG	NET	TB	IN20	LG				
TOTAL	4	135	33.8	28.8	1	0	45	TOTAL	4	170	42.5	33.0	0	1	50				
PUNT RETURNS										PUNT RETURNS									
G. Milburn	NO	YDS	AVG	FC	LG	TD	(DOWNED)	NO	YDS	AVG	FC	LG	TD						
(DOWNED)	3	38	12.7	0	18	0	(OUT OF BOUNDS)	1	0	0.0	0	—	0						
RETURNS	3	38	12.7	0	18	0	(TOUCHBACK)	2	0	0.0	0	—	0						
KICKOFF RETURNS										KICKOFF RETURNS									
G. Milburn	NO	YDS	AVG	FC	LG	TD	W. Gault	NO	YDS	AVG	FC	LG	TD						
(OUT OF BOUNDS)	6	85	14.2	0	21	0	(TOUCHBACK)	4	55	13.8	0	20	0						
RETURNS	6	85	14.2	0	21	0	RETURNS	4	55	13.8	0	20	0						
Denver Broncos										L.A. Raiders									
FUMBLE	Fum	Lost	Rec.	Yds	TD	Opp.	Yds	TD	Bnds	FUMBLE	Fum	Lost	Rec.	Yds	TD				
J. Elway	1	0	0	0	0	0	0	0	0	A. Smith	0	0	0	0	0				
K. Kartz	0	0	1	0	0	0	0	0	0	TOTAL	0	0	0	0	1				
T. Maddox	1	0	1	0	0	0	0	0	0										
TOTAL	2	0	2	0	0	0	0	0	0										

FINAL TEAM STATISTICS

	BRONCOS	RAIDERS		BRONCOS	RAIDERS
TOTAL FIRST DOWNS	26	19	PUNTS Number and Average	4-33.8	4-42.5
By Rushing	4	6	Had Blocked	0-0	0-0
By Passing	18	10	FGs – PATs Had Blocked	0-0	0-0
By Penalty	4	3	TOTAL RETURN YARDAGE (Not Including Kickoffs)	38	1
THIRD DOWN EFFICIENCY	4-14-29%	5-9-56%	No. and Yards Punt Returns	3-38	0-0
FOURTH DOWN EFFICIENCY	2-4-50%	0-0-0%	No. and Yards Kickoff Returns	6-85	4-55
TOTAL NET YARDS	387	427	No. and Yards Interception Returns	0-0	1-1
Total Offensive Plays (inc. times thrown passing)	73	53	PENALTIES Number and Yards	10-97	17-130
Average gain per offensive play	5.3	8.1	FUMBLES Number and Lost	2-0	0-0
NET YARDS RUSHING	56	136	TOUCHDOWNS	3	6
Total Rushing Plays	18	32	Rushing	0	3
Average gain per rushing play	3.1	4.3	Passing	3	3
NET YARDS PASSING	331	291	EXTRA POINTS Made-Attempts	3-3	6-6
Times thrown – yards lost attempting to pass	1-5	2-3	FIELD GOALS Made-Attempts	1-1	0-0
Gross yards passing	336	294	SAFETIES	0	0
PASS ATTEMPTS-COMPLETIONS-HAD INTERCEPTED	54-32-1	19-13-0	FINAL SCORE	24	42
Average gain per pass play (inc. # thrown passing)	6.0	13.9	TIME OF POSSESSION	31:09	28:51
KICKOFFS Number-in End Zone-Touchbacks	5-1-1	7-0-0			

BRONCOS DEFENSIVE STATISTICS

(based on unofficial press box statistics)

PLAYER	UT	A	TT	S-YDS	I-YDS	PD	FF	FR	PLAYER	UT	A	TT	S-YDS	I-YDS	PD	FF	FR
D. Smith	6	1	7	0-0	0-0	0	0	0	S. Fletcher	2	0	2	2-3	0-0	0	0	0
D. Wyman	5	2	7	0-0	0-0	0	0	0	L. Lang	2	0	2	0-0	0-0	0	0	0
K. Mecklenburg	4	2	6	0-0	0-0	0	0	0	W. Oshodin	2	0	2	0-0	0-0	0	0	0
S. Atwater	5	0	5	0-0	0-0	0	0	0	D. Hall	1	1	2	0-0	0-0	0	0	0
R. Bradford	4	0	4	0-0	0-0	0	0	0	G. Kragen	2	0	2	0-0	0-0	0	0	0
T. Braxton	3	0	3	0-0	0-0	0	0	0	E. Alexander	0	1	1	0-0	0-0	0	0	0
M. Croel	3	0	3	0-0	0-0	1	0	0	TEAM TOTALS	39	9	48	2-3	0-0	1	0	0
S. Dronett	2	0	2	0-0	0-0	0	0	0									



Buffalo 10, Denver 7

Sunday, Jan. 12, 1992 • 12:35 p.m. EST • Rich Stadium • Orchard Park, N.Y.

WEATHER: Sunny, 42°, Wind SSW 15 mph • ATTENDANCE: 80,272 • TIME: 2:59

1991 AFC Championship Game

The Broncos were denied their fifth AFC Championship, losing 10-7 to the Bills before 80,272 fans at Rich Stadium. Denver's defense shut down the high-powered Buffalo offense, limiting it to just 213 total yards and only 12 first downs, but the Broncos' offense failed to capitalize on several first-half opportunities.

Both teams struggled to find their offenses in the first two quarters, and the game was scoreless at halftime. Buffalo punted on its first two drives of the contest after a total net gain of negative two yards and had its third drive end when nose tackle Greg Kragen tipped and then intercepted a pass on the Buffalo 29. But Denver could not take advantage as David Treadwell's 47-yard field goal attempt sailed wide left. After the Broncos halted another Buffalo drive, Treadwell missed a 42-yard field goal attempt.

Once again, the Bills punted after failing to get a first down, and a 10-yard punt return by Vance Johnson set Denver up on the 50. On first down, quarterback John Elway threw a middle screen to running back Steve Sewell, who gained 26 yards to the Buffalo 24. The Broncos could move no closer than the 20, and Treadwell's 37-yard field goal attempt was wide right to end the last scoring threat of the first half.

The Bills' second drive of the third quarter began at their 20, and 11 plays later, they faced a third-and-7 on Denver's 26. Quarterback Jim Kelly's pass to James Lofton was intercepted by cornerback Tyrone Braxton and returned to the Denver 19. On second-and-10, Elway attempted another middle screen to Sewell, but linebacker Carlton Bailey picked off the pass and ran 11 yards for a touchdown and a 7-0 Buffalo lead.

The Broncos' first possession of the fourth quarter began with Gary Kubiak at quarterback after Elway left the game with an injured thigh muscle. Kubiak drove Denver from its 21 to the Buffalo 23, but the Broncos failed to convert a fourth-down attempt. The Bills then drove 50 yards in nine plays to score on a 44-yard field goal by Scott Norwood. Now down 10-0, Kubiak engineered a frantic drive in which Denver covered 85 yards in eight plays, and he scored on a 3-yard quarterback draw to pull Denver within 3 points, 10-7, with less than two minutes to play.

The ensuing onside kickoff was recovered by the Broncos' Steve Atwater, and Denver began its last-chance drive on its 49 with 1:43 left on the clock and two timeouts. On first down, Kubiak hit Sewell for seven yards, but cornerback Kirby Jackson stripped the ball away and recovered it on the Buffalo 44. The Broncos' defense forced the Bills to punt, but Denver could only reach the 50 as time ran out.

OFFICIALS:

Referee — Dale Hamer (104); **Umpire** — Al Conway (27); **Line Judge** — Bill Reynolds (53); **Side Judge** — Doug Toole (4); **Head Linesman** — Sid Semon (109); **Back Judge** — Al Jury (106); **Field Judge** — Don Hakes (96).

DENVER BRONCOS

OFFENSE

WR 83 M. Young
LT 62 J. Davidson
LG 63 S. Farrell
C 79 Da. Widell
RG 67 Do. Widell
RT 76 K. Lanier
WR 81 S. Sharpe
WR 85 D. Russell
QB 7 J. Elway
RB 28 G. Green
WR 82 V. Johnson

DEFENSE

LE 91 W. Powers
NT 71 G. Kragen
RE 90 R. Holmes
LOLB 73 S. Fletcher
LILB 56 M. Brooks
RILB 77 K. Mecklenburg
ROLB 51 M. Croel
LCB 34 T. Braxton
RCB 24 W. Henderson
SS 49 D. Smith
FS 27 S. Atwater

BRONCOS SUBSTITUTIONS: P 2 M. Horan, QB 8 G. Kubiak, K 9 D. Treadwell, CB 21 L. Lang, S 22 A. Montgomery, CB 29 C. Dimry, RB 30 S. Sewell, RB 38 R. Rivers, RB 41 G. Lewis, S 48 R. Robbins, LB 54 K. Traylor, LB 59 T. Lucas, T/C 60 N. Subis, G 68 C. Ker, DE 70 B. Sochia, C 72 K. Kartz, T 74 H. Salem, WR 80 M. Jackson, WR 84 R. Nattiel, TE 88 C. Kay, DE 96 K. Walker. **DID NOT PLAY:** LB 52 J. Mills, TE 89 R. Johnson. **INACTIVE:** 3QB 12 S. Moore, RB 26 B. Humphrey.

BUFFALO BILLS

OFFENSE

WR 80 J. Lofton
LT 69 W. Wolford
LG 51 J. Richter
C 67 K. Hull
RG 59 M. Frerotte
RT 75 H. Ballard
TE 84 K. McKeller
WR 83 A. Reed
QB 12 J. Kelly
RB 34 T. Thomas
WR 82 D. Beebe

DEFENSE

LE 96 L. Seals
NT 91 J. Wright
RE 78 B. Smith
LOLB 97 C. Bennett
LILB 58 S. Conlan
RILB 54 C. Bailey
ROLB 56 D. Talley
LCB 47 K. Jackson
RCB 37 N. Odomes
SS 46 L. Smith
FS 38 M. Kelso

BILLS SUBSTITUTIONS: K 5 B. Daluiso, P 9 C. Mohr, K 11 S. Norwood, QB 14 F. Reich, S 20 H. Jones, RB 23 K. Davis, CB 27 C. Hicks, CB 31 J. Williams, RB 35 C. Gardner, SS 45 D. Drane, LB 50 R. Bentley, LB 53 M. Patton, C 63 A. Lingner, NT 73 M. Lodish, WR 85 A. Edwards, TE 87 B. Rolle, TE 88 P. Metzelaars, WR 89 S. Tasker, DE 90 P. Hansen, DE 94 M. Pike, LB 99 G. Garner. **DID NOT PLAY:** OL 64 M. Brennan, T 79 J. Staysnicak. **INACTIVE:** 3QB 7 G. Gilbert, G/T 74 G. Parker.

		1	2	3	4	OT	TOTAL	FIELD GOALS (made () & missed)
VISITOR	Denver Broncos	0	0	0	7	—	7	D. Treadwell 47WL 42WR 37WR
HOME	Buffalo Bills	0	0	7	3	—	10	S. Norwood (44)

Team	Qtr	Clock Time	PLAY DESCRIPTION (Extra Point) (Drive Info)	SCORE	
				Visitor	Home
BILLS	3	9:32	C. Bailey 11 yd. return (S. Norwood, kick) (0-11, 0:11)	0	7
BILLS	4	10:42	S. Norwood 44 yd. Field Goal (9-50, 3:57)	0	10
BRONCOS	4	13:17	G. Kubiak 3 yd. run (D. Treadwell, kick) (8-85, 2:35)	7	10

FINAL INDIVIDUAL STATISTICS

Denver Broncos											Buffalo Bills																			
RUSHING	ATT	YDS	AVG	LG	TD	RUSHING	ATT	YDS	AVG	LG	TD	RUSHING	ATT	YDS	AVG	LG	TD	RUSHING	ATT	YDS	AVG	LG	TD							
G. Green	19	53	2.8	18	0	T. Thomas	26	72	2.8	9	0	A. Reed	1	16	16.0	16	0	J. Kelly	2	9	4.5	10	0	K. Davis	6	7	1.2	4	0	
G. Kubiak	3	22	7.3	11	1	A. Reed	1	16	16.0	16	0	J. Kelly	2	9	4.5	10	0	K. Davis	6	7	1.2	4	0							
J. Elway	4	10	2.5	7	0	J. Kelly	2	9	4.5	10	0																			
S. Sewell	4	3	0.8	6	0	K. Davis	6	7	1.2	4	0																			
V. Johnson	2	-7	-3.5	-1	0																									
TOTAL	32	81	2.5	18	1	TOTAL	35	104	3.0	16	0	TOTAL	35	104	3.0	16	0	TOTAL	35	104	3.0	16	0	TOTAL	35	104	3.0	16	0	
PASSING											PASSING																			
	ATT	CMP	YDS	TKD/	YD	TD	LG	IN	Rtg.				ATT	CMP	YDS	TKD/	YD	TD	LG	IN	Rtg.									
J. Elway	21	11	121	3/24	0	26	1	49.9		J. Kelly	25	13	117	1/8	0	25	2	31.6												
G. Kubiak	12	11	136	1/10	0	24	0	113.9																						
TOTAL	33	22	257	4/34	0	26	1	77.5		TOTAL	25	13	117	1/8	0	25	2	31.6												
PASS RECEIVING											PASS RECEIVING																			
	NO	YDS	AVG	LG	TD							NO	YDS	AVG	LG	TD														
V. Johnson	8	104	13.0	24	0	K. McKeller	3	39	13.0	25	0	T. Thomas	3	15	5.0	8	0	A. Reed	2	19	9.5	10	0	K. Davis	2	13	6.5	9	0	
S. Sewell	7	78	11.1	26	0	T. Thomas	3	15	5.0	8	0	A. Reed	2	19	9.5	10	0	K. Davis	2	13	6.5	9	0	P. Metzelaars	1	14	14.0	14	0	
S. Sharpe	3	40	13.3	15	0	A. Reed	2	19	9.5	10	0	K. Davis	2	13	6.5	9	0	P. Metzelaars	1	14	14.0	14	0	J. Lofton	1	11	11.0	11	0	
M. Young	3	25	8.3	10	0	K. Davis	2	13	6.5	9	0	P. Metzelaars	1	14	14.0	14	0	J. Lofton	1	11	11.0	11	0	D. Beebe	1	6	6.0	6	0	
R. Nattiel	1	10	10.0	10	0																									
TOTAL	22	257	11.7	26	0	TOTAL	13	117	9.0	25	0	TOTAL	13	117	9.0	25	0	TOTAL	13	117	9.0	25	0	TOTAL	13	117	9.0	25	0	
INTERCEPTIONS											INTERCEPTIONS																			
	NO	YDS	AVG	LG	TD							NO	YDS	AVG	LG	TD														
G. Kragen	1	0	0.0	0	0	C. Bailey	1	11	11.0	11	1																			
T. Braxton	1	5	5.0	5	0																									
TOTAL	2	5	2.5	5	0	TOTAL	1	11	11.0	11	1	TOTAL	1	11	11.0	11	1	TOTAL	1	11	11.0	11	1	TOTAL	1	11	11.0	11	1	
PUNTING											PUNTING																			
	NO	YDS	AVG	NET	TB	IN20	LG					NO	YDS	AVG	NET	TB	IN20	LG												
Horan	6	262	43.7	40.3	1	4	76	C. Mohr	8	304	38.0	31.0	1	0	49															
TOTAL	6	262	43.7	40.3	1	4	76	TOTAL	8	304	38.0	31.0	1	0	49	TOTAL	8	304	38.0	31.0	1	0	49	TOTAL	8	304	38.0	31.0	1	0
PUNT RETURNS											PUNT RETURNS																			
	NO	YDS	AVG	FC	LG	TD						NO	YDS	AVG	FC	LG	TD													
V. Johnson	3	36	12.0	3	13	0	C. Hicks	0	0	0	0																			
(DOWNED)	1	0	0.0	0	—	0	(OUT OF BOUNDS)	1	0	0.0	0																			
(TOUCHBACK)	1	0	0.0	0	—	0	(DOWNED)	3	0	0.0	0																			
RETURNS	3	36	12.0	3	13	0	RETURNS	0	0	0.0	1	RETURNS	0	0	0.0	1	RETURNS	0	0	0.0	1	RETURNS	0	0	0.0	1	RETURNS	0	0	
KICKOFF RETURNS											KICKOFF RETURNS																			
	NO	YDS	AVG	FC	LG	TD						NO	YDS	AVG	FC	LG	TD													
A. Montgomery	2	34	17.0	0	18	0	A. Edwards	1	24	24.0	0	24	0																	
D. Russell	1	15	15.0	0	15	0																								
RETURNS	3	49	16.3	0	18	0	RETURNS	1	24	24.0	0	24	0	RETURNS	1	24	24.0	0	24	0	24	0	RETURNS	1	24	24.0	0	24	0	
Denver Broncos	Own	Opp.	Out	Buffalo Bills																										
FUMBLES	Fum	Lost	Rec.	Yds	TD	FF	Rec.	Yds	TD	Bnds	Fum	Lost	Rec.	Yds	TD	FF	Rec.	Yds	TD	Bnds	Fum	Lost	Rec.	Yds	TD	FF	Rec.	Yds	TD	Bnds
J. Elway	1	0	1	-5	0	0	0	0	0	0	L. Smith	0	0	0	0	1	0	0	0	0										
S. Sewell	2	1	1	0	0	0	0	0	0	0	K. Jackson	0	0	0	0	1	1	0	0	0										
V. Johnson	1	0	0	0	0	0	0	0	0	0																				
Da. Widell	0	0	1	0	0	0	0	0	0	0																				
TOTAL	4	1	3	-5	0	0	0	0	0	0	TOTAL	0	0	0	0	2	1	0	0	0	TOTAL	0	0	0	0	0	0	0		

FINAL TEAM STATISTICS

BRONCOS										BILLS									
TOTAL FIRST DOWNS										PUNTS Number and Average									
20										12									
By Rushing										6									
By Passing										5									
By Penalty										1									
THIRD DOWN EFFICIENCY										FGs - PATS Had Blocked									
3-14-21%										0-0									
FOURTH DOWN EFFICIENCY										TOTAL RETURN YARDAGE (Not Including Kickoffs)									
0-1-0%										41									
TOTAL NET YARDS										No. and Yards Punt Returns									
304										3-36									
Total Offensive Plays (inc. times thrown passing)										No. and Yards Kickoff Returns									
69										3-49									
Average gain per offensive play										No. and Yards Interception Returns									
4.4										2-5									
NET YARDS RUSHING										PENALTIES Number and Yards									
81										4-20									
Total Rushing Plays										FUMBLES Number and Lost									
32										4-1									
Average gain per rushing play										TOUCHDOWNS									
2.5										1									
NET YARDS PASSING										Rushing									
223										1									
Times thrown - yards lost attempting to pass										Passing									
4-34										0									
Gross yards passing										Returns									
257										0									
PASS ATTEMPTS-COMPLETIONS-HAD INTERCEPTED										EXTRA POINTS Made-Attempts									
33-22-1										1-1									
Average gain per pass play (inc. # thrown passing)										FIELD GOALS Made-Attempts									
6.0										0-3									
KICKOFFS Number-In End Zone-Touchbacks										SAFETIES									
2-0-0										7									
										FINAL SCORE									
										7									
										TIME OF POSSESSION									
										34:53									

BRONCOS DEFENSIVE STATISTICS

(based on unofficial press box statistics)

PLAYER	UT	A	TT	S-YDS	I-YDS	PD	FF	FR	PLAYER	UT	A	TT	S-YDS	I-YDS	PD	FF	FR
S. Fletcher	6	1	7	1-8	0-0	0	0	0	T. Braxton	2	0	2	0-0	1-5	1	0	0
M. Brooks	5	2	7	0-0	0-0	0	0	0	C. Dimry	1	1	2	0-0	0-0	0	0	0
G. Kragen	6	0	6	0-0	1-0												



Denver 26, Houston 24

Saturday, Jan. 4, 1992 • 2 p.m. MST • Mile High Stadium • Denver

WEATHER: Sunny, 36°, Wind W 14 mph • ATTENDANCE: 75,301 • TIME: 3:09

1991 AFC Divisional Playoff Game

The Denver Broncos advanced to their fourth AFC Championship Game in six years after defeating the Houston Oilers 26-24 in front of 75,301 fans at Mile High Stadium.

Houston quarterback Warren Moon drove his team 70 yards in four plays for a touchdown to put the Oilers up 7-0 with only 1:46 gone in the game. After a Denver punt, Moon again drove the Oilers down the field and threw his second touchdown pass, this one for nine yards to wide receiver Drew Hill for a 14-0 lead.

The Broncos started their next possession on their 35-yard line and covered 65 yards in eight plays to score on a 10-yard pass from quarterback John Elway to wide receiver Vance Johnson, but a fumbled snap on the conversion attempt left the score 14-6. On the sixth play of the ensuing Oilers drive, Moon was intercepted by free safety Steve Atwater, but a roughing the passer call nullified the effort. Three plays later, Houston scored on a 6-yard pass from Moon to wide receiver Curtis Duncan.

The next Oilers possession ended when Atwater intercepted a pass and gave Denver the ball on its own 12 with 6:03 left in the half. In a drive that saw Elway complete all six passes for 64 yards and Steve Sewell complete one to Johnson for 10, the Broncos covered 88 yards in 12 plays to score on a 1-yard run by running back Greg Lewis, cutting the Houston lead to 21-13. After a missed Houston field goal attempt, the Broncos drove from their 20 to Houston's 31 and David Treadwell nailed a 49-yard field goal, the longest in Denver postseason history. Now up by only five at 21-16, the Oilers reached the Broncos' 7-yard line on their next drive but had to settle for a 25-yard field goal.

The Broncos started on their 20-yard line for their next possession and converted a fourth-and-4 from the Houston 41 to keep the drive going. Lewis' 1-yard touchdown run cut Denver's deficit to one, 24-23, with seven minutes remaining.

With 2:07 left and on his 2-yard-line, Elway found wide receiver Michael Young for a 22-yard gain on first down, but three plays later the Broncos had a fourth-and-6 on the 28. Elway dropped back then scrambled left upfield and ran out of bounds a yard past the first-down marker. Three consecutive incompletions again left Denver with a do-or-die fourth-down situation. Elway again dropped back and scrambled left, but as he headed upfield he tossed a pass to Johnson, who ran to the Houston 21 for a 44-yard gain.

Broncos running back Steve Sewell ran for 10 yards on first down, and two plays later, Treadwell came on for the game-winning 28-yard field goal.

OFFICIALS:

Referee — Johnny Grier (23); **Umpire** — John Keck (67); **Line Judge** — Ron Blum (83); **Side Judge** — Don Carlson (39); **Head Linesman** — Dave Anderson (81); **Back Judge** — Roy Clymer (24); **Field Judge** — Ed Merrifield (76).

DENVER BRONCOS

OFFENSE		DEFENSE	
WR	83 M. Young	LDE	73 S. Fletcher
LT	62 J. Davidson	LDT	71 G. Kragen
G	63 S. Farrell	RDT	77 K. Mecklenburg
C	79 Da. Widell	RDE	51 M. Croel
RG	67 Do. Widell	MLB	56 M. Brooks
RT	76 K. Lanier	LCB	34 T. Braxton
TE	88 C. Kay	RCB	29 C. Dimry
WR	85 D. Russell	CB	21 L. Lang
QB	7 J. Elway	S	48 R. Robbins
RB	28 G. Green	SS	49 D. Smith
RB	81 S. Sharpe	FS	27 S. Atwater

BRONCOS SUBSTITUTIONS: P 2 M. Horan, QB 8 G. Kubiak, K 9 D. Treadwell, S 22 A. Montgomery, RB 30 S. Sewell, RB 38 R. Rivers, RB 41 G. Lewis, LB 52 J. Mills, LB 54 K. Traylor, LB 59 T. Lucas, G/T 60 N. Subis, G 68 C. Ker, NT 70 B. Sochia, C 72 K. Kartz, T 74 H. Salem, WR 82 V. Johnson, WR 84 R. Nattiel, WR 86 B. Williams, TE 89 R. Johnson, DE 90 R. Holmes, DL 96 K. Walker. **DID NOT PLAY:** CB 24 W. Henderson, DE 91 W. Powers. **INACTIVE:** 3QB 12 S. Moore, RB 26 B. Humphrey.

HOUSTON OILERS

OFFENSE		DEFENSE	
WR	84 H. Jeffires	LE	95 W. Fuller
WR	85 D. Hill	LT	79 R. Childress
LT	78 D. Maggs	RT	97 L. Williams
LG	63 M. Munchak	RE	96 S. Jones
C	74 B. Matthews	LLB	57 L. Lathon
RG	66 D. Dawson	MLB	54 A. Smith
RT	73 D. Williams	RLB	91 J. Meads
WR	81 E. Givins	LCB	28 C. Dishman
WR	80 C. Duncan	RCB	23 R. Johnson
QB	1 W. Moon	SS	25 B. McDowell
RB	44 L. White	FS	26 B. Orlando

OILERS SUBSTITUTIONS: K 3 A. Del Greco, P 9 G. Montgomery, RB 20 A. Pinkett, CB 24 S. Jackson, CB 29 D. Lewis, RB 30 V. Jones, S 31 M. Robertson, RB 33 G. Brown, S 38 M. Dumas, LB 53 E. Seal, G 55 J. Flannery, LB 56 S. Kozak, T 70 D. Steinkuhler, DT 76 J. Alm, T 77 K. Donnalley, WR 82 T. Jones, WR 86 A. Johnson, WR 87 P. Coleman, DE 90 E. Johnson, LB 93 R. Graf, DT 94 G. Montgomery. **DID NOT PLAY:** QB 14 C. Carlson, WR 83 L. Harris. **INACTIVE:** QB 10 R. Slack, LB 51 E. Fairs.

		1	2	3	4	OT	TOTAL	FIELD GOALS (made () & missed)	
VISITOR	Houston Oilers	14	7	0	3	—	24	A. Del Greco 33WR (25)	
HOME	Denver Broncos	6	7	3	10	—	26	D. Treadwell (49) (28)	

Team	Qtr	Clock Time	PLAY DESCRIPTION (Extra Point) (Drive Info)	SCORE	
				Visitor	Home
OILERS	1	1:46	H. Jeffires 15 yd. pass from W. Moon (A. Del Greco, kick) (4-70, 1:46)	7	0
OILERS	1	9:44	D. Hill 9 yd. pass from W. Moon (A. Del Greco, kick) (9-63, 5:39)	14	0
BRONCOS	1	13:43	V. Johnson 10 yd. pass from J. Elway (No good, WL) (8-65, 3:59)	14	6
OILERS	2	4:05	C. Duncan 6 yd. pass from W. Moon (A. Del Greco, kick) (8-80, 5:22)	21	6
BRONCOS	2	14:21	G. Lewis 1 yd. run (D. Treadwell, kick) (12-88, 5:24)	21	13
BRONCOS	3	13:02	D. Treadwell 49 yd. Field Goal (9-49, 3:11)	21	16
OILERS	4	1:35	A. Del Greco 25 yd. Field Goal (7-67, 3:33)	24	16
BRONCOS	4	8:07	G. Lewis 1 yd. run (D. Treadwell, kick) (12-80, 6:32)	24	23
BRONCOS	4	14:44	D. Treadwell 28 yd. Field Goal (12-87, 1:51)	24	26

FINAL INDIVIDUAL STATISTICS

Houston Oilers										Denver Broncos																																											
RUSHING																																																					
	ATT	YDS	AVG	LG	TD		ATT	YDS	AVG	LG	TD		ATT	YDS	AVG	LG	TD		ATT	YDS	AVG	LG	TD																														
L. White	17	79	4.6	10	0	G. Green	17	59	3.5	14	0	S. Sewell	4	48	12.0	19	0	J. Elway	6	39	6.5	15	0	R. Rivers	1	3	3.0	3	0	G. Lewis	3	2	0.7	1	2																		
W. Moon	2	18	9.0	15	0																																																
TOTAL	19	97	5.1	15	0	TOTAL	31	151	4.9	19	2																																										
PASSING																																																					
	ATT	CMP	YDS	TKO/ YD	TD	LG	IN	Rtg.		ATT	CMP	YDS	TKO/ YD	TD	LG	IN	Rtg.		ATT	CMP	YDS	TKO/ YD	TD	LG	IN	Rtg.																											
W. Moon	36	27	325	0/0	3	49	1	118.4	J. Elway	33	19	257	0/0	1	44	1	80.0	S. Sewell	1	1	10	0/0	0	10	0	108.3																											
TOTAL	36	27	325	0/0	3	49	1	118.4	TOTAL	34	20	267	0/0	1	44	1	81.4																																				
PASS RECEIVING																																																					
	NO	YDS	AVG	LG	TD		NO	YDS	AVG	LG	TD		NO	YDS	AVG	LG	TD		NO	YDS	AVG	LG	TD																														
H. Jeffries	7	99	14.1	49	1	V. Johnson	5	78	15.6	44	1	M. Young	4	85	21.3	32	0	S. Sewell	3	28	9.3	16	0	S. Sharpe	3	20	6.7	7	0	R. Nattiel	2	27	13.5	23	0	D. Russell	1	20	20.0	20	0	C. Kay	1	8	8.0	8	0	G. Green	1	1	1.0	1	0
E. Givins	6	111	18.5	29	0																																																
C. Duncan	6	40	6.7	11	1																																																
L. White	5	35	7.0	10	0																																																
D. Hill	2	21	10.5	12	1																																																
T. Jones	1	19	19.0	19	0																																																
TOTAL	27	325	12.0	49	3	TOTAL	20	267	13.4	44	1																																										
INTERCEPTIONS																																																					
	NO	YDS	AVG	LG	TD		NO	YDS	AVG	LG	TD		NO	YDS	AVG	LG	TD		NO	YDS	AVG	LG	TD																														
R. Johnson	1	25	25.0	25	0	S. Atwater	1	0	0.0	0	0																																										
TOTAL	1	25	25.0	25	0	TOTAL	1	0	0.0	0	0																																										
PUNTING																																																					
	NO	YDS	AVG	NET	TB	IN20	LG		NO	YDS	AVG	NET	TB	IN20	LG		NO	YDS	AVG	NET	TB	IN20	LG																														
G. Montgomery	1	44	44.0	44.0	0	1	44	M. Horan	2	81	40.5	40.5	0	0	43																																						
TOTAL	1	44	44.0	44.0	0	1	44	TOTAL	2	81	40.5	40.5	0	0	43																																						
PUNT RETURNS																																																					
	NO	YDS	AVG	FC	LG	TD		NO	YDS	AVG	FC	LG	TD		NO	YDS	AVG	FC	LG	TD																																	
P. Coleman	0	0	0.0	1	—	0	(DOWNED)	1	0	0.0	0	—	0																																								
(OUT OF BOUNDS)	1	0	0.0	—	0	0																																															
RETURNS	0	0	0.0	1	—	0	RETURNS	0	0	0.0	0	—	0																																								
KICKOFF RETURNS																																																					
	NO	YDS	AVG	FC	LG	TD		NO	YDS	AVG	FC	LG	TD		NO	YDS	AVG	FC	LG	TD																																	
P. Coleman	3	36	12.0	0	15	0	A. Montgomery	4	88	22.0	0	30	0																																								
A. Pinkett	3	46	15.3	0	22	0	(TOUCHBACK)	1	0	0.0	0	—	0																																								
RETURNS	6	82	13.7	0	22	0	RETURNS	4	88	22.0	0	30	0																																								
Houston Oilers										Denver Broncos																																											
	Own	Opp.	Out		Own	Opp.	Out		Own	Opp.	Out		Own	Opp.	Out																																						
FUMBLES	Fum	Lost	Rec.	Yds	TD	FF	Rec.	Yds	TD	Bnds	FUMBLES	Fum	Lost	Rec.	Yds	TD	FF	Rec.	Yds	TD	Bnds																																
A. Smith	0	0	0	0	0	0	0	0	0	0	G. Green	1	0	0	0	0	0	0	0	0	0																																
B. Orlando	0	0	0	0	0	1	0	0	0	0	J. Davidson	0	0	1	0	0	0	0	0	0	0																																
											S. Sewell	1	0	0	0	0	0	0	0	0	1																																
											J. Elway	1	0	1	0	0	0	0	0	0	0																																
TOTAL	0	0	0	0	0	2	0	0	0	0	TOTAL	3	0	2	0	0	0	0	0	0	1																																

FINAL TEAM STATISTICS

	OILERS	BRONCOS	OILERS	BRONCOS
TOTAL FIRST DOWNS	23	26	1-44	2-40.5
By Rushing	7	13	Had Blocked	0
By Passing	14	12	FGs - PATs Had Blocked	0-0
By Penalty	2	1	TOTAL RETURN YARDAGE (Not Including Kickoffs)	25
THIRD DOWN EFFICIENCY	5-8-63%	5-11-45%	No. and Yards Punt Returns	0-0
FOURTH DOWN EFFICIENCY	0-0-0%	3-3-100%	No. and Yards Kickoff Returns	6-82
TOTAL NET YARDS	422	418	No. and Yards Interception Returns	1-25
Total Offensive Plays (inc. times thrown passing)	55	65	PENALTIES Number and Yards	13-85
Average gain per offensive play	7.7	6.4	FUMBLES Number and Lost	0-0
NET YARDS RUSHING	97	151	TOUCHDOWNS	3
Total Rushing Plays	19	31	Rushing	0
Average gain per rushing play	5.1	4.9	Passing	3
NET YARDS PASSING	325	267	Returns	0
Times thrown - yards lost attempting to pass	0-0	0-0	EXTRA POINTS Made-Attempts	3-3
Gross yards passing	325	267	FIELD GOALS Made-Attempts	1-2
PASS ATTEMPTS-COMPLETIONS-HAD INTERCEPTED	36-27-1	34-20-1	SAFETIES	0
Average gain per pass play (inc. # thrown passing)	9.0	7.9	FINAL SCORE	24
KICKOFFS Number-In End Zone-Touchbacks	5-1-1	6-0-0	TIME OF POSSESSION	30:26

BRONCOS DEFENSIVE STATISTICS

<i>(based on unofficial press box statistics)</i>																	
PLAYER	UT	A	TT	S-YDS	I-YDS	PD	FF	FR	PLAYER	UT	A	TT	S-YDS	I-YDS	PD	FF	FR
C. Dimry	9	0	9	0-0	0-0	1	0	0	K. Mecklenburg	2	0	2	0-0	0-0	0	0	0
M. Brooks	7	2	9	0-0	0-0	0	0	0	R. Robbins	2	0	2	0-0	0-0	0	0	0
S. Atwater	3	5	8	0-0	1-0	2	0	0	B. Sochia	1	1	2	0-0	0-0	0	0	0
L. Lang	3	2	5	0-0	0-0	0	0	0	R. Holmes	1	0	1	0-0	0-0	0	0	0
T. Braxton	2	3	5	0-0	0-0	0	0	0	A. Montgomery	1	0	1	0-0	0-0	0	0	0
S. Fletcher	3	1	4	0-0	0-0	0	0	0	M. Croel	0	1	1	0-0	0-0	1	0	0
D. Smith	2	2	4	0-0	0-0	0	0	0	TEAM TOTALS	38	18	56	0-0	1-0	4	0	0
G. Kragen	2	1	3	0-0	0-0	0	0	0									



San Francisco 55, Denver 10

Sunday, Jan. 28, 1990 • 4:23 p.m. CST • Louisiana Superdome • New Orleans

WEATHER: Indoors • ATTENDANCE: 72,919 • TIME: 3:21

Super Bowl XXIV



The San Francisco 49ers captured their fourth World Championship with a 55-10 victory against the Denver Broncos in Super Bowl XXIV at the Louisiana Superdome in front of 72,919 fans. San Francisco quarterback Joe Montana completed 22-of-29 passes for 297 yards with five touchdowns, including three to wide receiver Jerry Rice.

The 49ers scored two touchdowns in every quarter and outgained the Broncos 461 yards to 167. After stopping Denver on the game's initial possession, San Francisco drove 66 yards in 10 plays, scoring on a 20-yard pass from Montana to Rice. The Broncos' next possession covered 49 yards in 10 plays and resulted in a 42-yard field goal by David Treadwell.

After limiting the 49ers to four yards on their next drive, Denver took possession on its own 49, but on first down, running back Bobby Humphrey fumbled and defensive end Kevin Fagan recovered for San Francisco on its 46. That turnover led to a 7-yard touchdown pass from Montana to tight end Brent Jones, and after a failed extra point attempt, San Francisco led 13-3 with three seconds left in the first quarter.

The Broncos failed to cross midfield in the second quarter while the 49ers scored on a 1-yard run by running back Tom Rathman and a 38-yard pass from Montana to Rice, taking a 27-3 lead into halftime.

San Francisco was unable to move the ball on the opening possession of the second half, but Elway was intercepted on the first play of Denver's next drive to give the 49ers possession on the Broncos' 28. On first down, Montana threw a touchdown pass to Rice to put his team up 34-3 with 2:12 gone in the third quarter.

The next Denver drive also ended with an interception, leading to a 35-yard scoring pass from Montana to John Taylor.

The Broncos, spurred by a 34-yard run by Humphrey, moved 61 yards in five plays and a penalty to score on a 3-yard run by Elway. San Francisco roared back with an 11-play, 75-yard drive that ended with a 3-yard touchdown run by Rathman. Following another Broncos fumble, running back Roger Craig plowed into the end zone on a 1-yard run to round out the scoring early in the fourth quarter and give the 49ers a 55-10 victory.

OFFICIALS:

Referee — Dick Jorgensen (60); **Umpire** — Hendi Ancich (115); **Line Judge** — Ron Blum (83); **Side Judge** — Gerry Austin (34); **Head Linesman** — Earnie Frantz (111); **Back Judge** — Al Jury (106); **Field Judge** — Don Orr (77).

DENVER BRONCOS

OFFENSE		DEFENSE	
WR 82 V. Johnson	LE 92 A. Carreker	LT 60 G. Perry	NT 71 G. Kragen
LG 66 J. Juriga	RE 90 R. Holmes	C 72 K. Kartz	LOLB 56 M. Brooks
RG 67 D. Widell	LILB 55 R. Dennison	RT 76 K. Lanier	RILB 77 K. Mecklenburg
TE 89 O. Mobley	ROLB 73 S. Fletcher	WR 80 M. Jackson	LCB 34 T. Braxton
QB 7 J. Elway	RCB 24 W. Henderson	RB 30 S. Sewell	SS 49 D. Smith
RB 26 B. Humphrey	FS 27 S. Atwater		

BRONCOS SUBSTITUTIONS: P 2 M. Horan, QB 8 G. Kubiak, K 9 D. Treadwell, RB 23 S. Winder, S 25 K. Corrington, CB 29 D. Carrington, RB 32 M. Bratton, RB 35 K. Bell, CB 36 M. Haynes, S 48 R. Robbins, LB 51 M. Munford, G/C 54 K. Bishop, LB 58 S. Curtis, LB 59 T. Lucas, DE/NT 61 A. Townsend, G 65 M. Smith, DE/NT 68 B. Henke, WR 83 M. Young, WR 84 R. Nattiel, TE 86 P. Green, TE 88 C. Kay, DE 91 W. Powers, LB 97 B. Klosterman. **INACTIVE:** RB 40 J. Alexander, C 57 M. Ruether.

SAN FRANCISCO 49ERS

OFFENSE		DEFENSE	
WR 82 J. Taylor	LE 78 P. Holt	LT 77 W. Paris	NT 95 M. Carter
LG 62 G. McIntyre	RE 75 K. Fagan	C 61 J. Sapolu	LOLB 94 C. Haley
RG 69 B. Collie	LILB 54 M. Millen	RT 79 H. Barton	RILB 99 M. Walter
TE 84 B. Jones	ROLB 58 K. Turner	WR 80 J. Rice	LCB 26 D. Pollard
QB 16 J. Montana	RCB 29 D. Griffin	RB 33 R. Craig	SS 31 C. Brooks
RB 44 T. Rathman	FS 42 R. Lott		

49ERS SUBSTITUTIONS: K 6 M. Cofer, QB 8 S. Young, P 9 B. Helton, CB 21 E. Wright, CB 22 T. McKyer, RB 23 S. Tillman, RB 24 H. Sydney, RB 32 T. Flagler, S 40 J. Jackson, LB 53 B. Romanowski, LB 56 S. Hendrickson, LB 59 K. DeLong, C/G 60 C. Thomas, NT 61 J. Burt, G 66 T. Tausch, NT 67 P. Kulger, T 74 S. Wallace, TE 84 J. Williams, WR 85 M. Wilson, WR 88 M. Sherrard, TE 89 W. Walls, DE 91 L. Roberts, DE/LB 96 D. Stubbs. **INACTIVE:** QB 13 S. Bono, LB 98 A. Goss.

		1	2	3	4	OT	TOTAL	FIELD GOALS (made () & missed)
VISITOR	San Francisco 49ers	13	14	14	14	—	55	
HOME	Denver Broncos	3	0	7	0	—	10	D. Treadwell (4/2)

Team	Qtr	Clock Time	PLAY DESCRIPTION (Extra Point) (Drive Info)	SCORE	
				Visitor	Home
49ERS	1	4:54	J. Rice 20 yd. pass from J. Montana (M. Cofer, kick) (10-66, 3:59)	7	0
BRONCOS	1	8:13	D. Treadwell 42 yd. Field Goal (10-49, 3:19)	7	3
49ERS	1	14:57	B. Jones 7 yd. pass from J. Montana (No good, WR) (10-54, 5:15)	13	3
49ERS	2	7:45	T. Rathman 1 yd. run (M. Cofer, kick) (14-69, 7:07)	20	3
49ERS	2	14:26	J. Rice 38 yd. pass from J. Montana (M. Cofer, kick) (5-59, 1:04)	27	3
49ERS	3	2:12	J. Rice 28 yd. pass from J. Montana (M. Cofer, kick) (1-28, 0:06)	34	3
49ERS	3	5:16	J. Taylor 35 yd. pass from J. Montana (M. Cofer, kick) (2-37, 0:48)	41	3
BRONCOS	3	8:07	J. Elway 3 yd. run (D. Treadwell, kick) (5-61, 2:51)	41	10
49ERS	4	0:03	T. Rathman 3 yd. run (M. Cofer, kick) (11-75, 6:56)	48	10
49ERS	4	1:13	R. Craig 1 yd. run (M. Cofer, kick) (1-1, 0:04)	55	10

FINAL INDIVIDUAL STATISTICS

San Francisco 49ers										Denver Broncos									
RUSHING	ATT	YDS	AVG	LG	TD					RUSHING	ATT	YDS	AVG	LG	TD				
R. Craig	20	69	3.5	18	1					B. Humphrey	12	61	5.1	34	0				
T. Rathman	11	38	3.5	18	2					J. Elway	4	8	2.0	3	1				
J. Montana	2	15	7.5	10	0					S. Winder	1	-5	-5.0	-5	0				
T. Flagler	6	14	2.3	10	0														
S. Young	4	6	1.5	11	0														
H. Sydney	1	2	2.0	2	0														
TOTAL	44	144	3.3	18	3					TOTAL	17	64	3.8	34	1				
			TKD/										TKD/						
			YD	TD	LG	IN	Rtg.						YD	TD	LG	IN	Rtg.		
J. Montana	29	22	297	1/0	5	38	0	147.6		J. Elway	26	10	108	4/30	0	27	2	19.4	
S. Young	3	2	20	0/0	0	13	0	85.4		G. Kubiak	3	1	28	2/3	0	28	0	68.8	
TOTAL	32	24	317	1/0	5	38	0	145.4		TOTAL	29	11	136	6/33	0	28	2	24.5	
PASS RECEIVING	NO	YDS	AVG	LG	TD					PASS RECEIVING	NO	YDS	AVG	LG	TD				
J. Rice	7	148	21.1	38	3					B. Humphrey	3	38	12.7	27	0				
R. Craig	5	34	6.8	12	0					S. Sewell	2	22	11.0	12	0				
T. Rathman	4	43	10.8	18	0					V. Johnson	2	21	10.5	13	0				
J. Taylor	3	49	16.3	35	1					R. Nattiel	1	28	28.0	28	0				
M. Sherrard	1	13	13.0	13	0					M. Bratton	1	14	14.0	14	0				
W. Walls	1	9	9.0	9	0					S. Winder	1	7	7.0	7	0				
B. Jones	1	7	7.0	7	1					C. Kay	1	6	6.0	6	0				
H. Sydney	1	7	7.0	7	0														
J. Williams	1	7	7.0	7	0														
TOTAL	24	317	13.2	38	5					TOTAL	11	136	12.4	28	0				
INTERCEPTIONS	NO	YDS	AVG	LG	TD					INTERCEPTIONS	NO	YDS	AVG	LG	TD				
M. Walter	1	4	4.0	4	0														
C. Brooks	1	38	38.0	38	0														
TOTAL	2	42	21.0	38	0					TOTAL	0	0	0.0	—	0				
PUNTING	NO	YDS	AVG	NET	TB	IN20	LG			PUNTING	NO	YDS	AVG	NET	TB	IN20	LG		
B. Helton	4	158	39.5	36.8	0	2	47			M. Horan	6	231	38.5	32.2	0	0	43		
TOTAL	4	158	39.5	36.8	0	2	47			TOTAL	6	231	38.5	32.2	0	0	43		
PUNT RETURNS	NO	YDS	AVG	FC	LG	TD				PUNT RETURNS	NO	YDS	AVG	FC	LG	TD			
J. Taylor	3	38	12.7	2	17	0				V. Johnson	2	11	5.5	1	7	0			
(OUT OF BOUNDS)	1	0	0.0	0	—	0				(DOWNED)	1	0	0.0	0	—	0			
RETURNS	3	38	12.7	2	17	0				RETURNS	2	11	5.5	1	7	0			
KICKOFF RETURNS	NO	YDS	AVG	FC	LG	TD				KICKOFF RETURNS	NO	YDS	AVG	FC	LG	TD			
T. Flagler	3	49	16.3	0	22	0				D. Carrington	6	146	24.3	0	39	0			
										K. Bell	2	41	20.5	0	24	0			
										M. Bratton	1	9	9.0	0	9	0			
RETURNS	3	49	16.3	0	22	0				RETURNS	9	196	21.8	0	39	0			
San Francisco 49ers	Fum	Lost	Own	Opp.	Yds	TD	FF	Rec.	Yds	TD	Out	Denver Broncos	Fum	Lost	Own	Opp.	Yds	TD	Out
FUMBLES											Bnds	FUMBLES							
K. Fagan	0	0	0	0	1	0	0	0	0	0	0	B. Humphrey	2	1	0	0	0	0	0
C. Brooks	0	0	0	0	1	0	0	0	0	0	0	J. Elway	1	1	-1	0	0	0	0
D. Griffin	0	0	0	0	1	0	0	0	0	0	0								
D. Stubbs	0	0	0	0	0	1	15	0	0	0	0								
TOTAL	0	0	0	0	2	2	15	0	0	0	0	TOTAL	3	2	1	-1	0	0	0

FINAL TEAM STATISTICS

	49ERS	BRONCOS	49ERS	BRONCOS
TOTAL FIRST DOWNS	28	12	4-39.5	6-38.5
By Rushing	14	5		
By Passing	14	6		
By Penalty	0	1		
THIRD DOWN EFFICIENCY	8-15-53%	3-11-27%		
FOURTH DOWN EFFICIENCY	2-2-100%	0-0-0%		
TOTAL NET YARDS	461	167		
Total Offensive Plays (inc. times thrown passing)	77	52		
Average gain per offensive play	6.0	3.2		
NET YARDS RUSHING	144	64		
Total Rushing Plays	44	17		
Average gain per rushing play	3.3	3.8		
NET YARDS PASSING	317	103		
Times thrown – yards lost attempting to pass	1-0	6-33		
Gross yards passing	317	136		
PASS ATTEMPTS-COMPLETIONS-HAD INTERCEPTED	32-24-0	29-11-2		
Average gain per pass play (inc. # thrown passing)	9.6	2.9		
KICKOFFS Number-In End Zone-Touchbacks	9-3-0	3-0-0		
PUNTS Number and Average			4-39.5	6-38.5
Had Blocked			0-0	0-0
FGs – PATs Had Blocked			0-0	0-0
TOTAL RETURN YARDAGE (Not Including Kickoffs)	80	11		
No. and Yards Punt Returns	3-38	2-11		
No. and Yards Kickoff Returns	3-49	9-196		
No. and Yards Interception Returns	2-42	0-0		
PENALTIES Number and Yards	4-38	0-0		
FUMBLES Number and Lost	0-0	3-2		
TOUCHDOWNS	3	1		
Rushing	3	0		
Passing	0	1		
EXTRA POINTS Made-Attempts	7-8	1-1		
FIELD GOALS Made-Attempts	0-0	1-1		
SAFETIES	0	0		
FINAL SCORE	55	10		
TIME OF POSSESSION	39:31	20:29		

BRONCOS DEFENSIVE STATISTICS

(based on unofficial press box statistics)

PLAYER	UT	A	TT	S-YDS	I-YDS	PD	FF	FR	PLAYER	UT	A	TT	S-YDS	I-YDS	PD	FF	FR
T. Braxton	8	0	8	1-0	0-0	2	0	0	M. Brooks	3	0	3	0-0	0-0	0	0	0
S. Atwater	4	4	8	0-0	0-0	0	0	0	A. Carreker	2	1	3	0-0	0-0	0	0	0
M. Munford	5	1	6	0-0	0-0	0	0	0	A. Townsend	2	1	3	0-0	0-0	0	0	0
R. Dennison	5	0	5	0-0	0-0	0	0	0	D. Carrington	2	0	2	0-0	0-0	0	0	0
S. Fletcher	5	0	5	0-0	0-0	0	0	0	W. Powers	2	0	2	0-0	0-0	0	0	0
W. Henderson	5	0	5	0-0	0-0	1	0	0	T. Lucas	1	1	2	0-0	0-0	0	0	0
S. Curtis	4	1	5	0-0	0-0	0	0	0	K. Carrington	1	0	1	0-0	0-0	0	0	0
G. Kragen	4	0	4	0-0	0-0	0	0	0	K. Mecklenburg	1	0	1	0-0	0-0	0	0	0
R. Holmes	3	1	4	0-0	0-0	0	0	0	TEAM TOTALS	58	13	71	1-0	0-0	3	0	0
D. Smith	1	3	4	0-0	0-0	0	0	0									



Denver 37, Cleveland 21

Sunday, Jan. 14, 1990 • 11:30 a.m. MST • Mile High Stadium • Denver

WEATHER: Sunny, 53°, Wind W 10 mph • ATTENDANCE: 76,005 • TIME: 3:28

1989 AFC Championship Game

The Denver Broncos won their third American Football Conference Championship in four years with a dynamic 37-21 victory over Cleveland before 76,005 fans at Mile High Stadium.

Broncos quarterback John Elway threw for 385 yards and three touchdowns, running back Sammy Winder tied a Denver possession record with two touchdowns and strong safety Dennis Smith posted two of the Broncos' three interceptions. Denver also totaled 497 yards of offense, averaging 6.5 yards on 76 plays.

The Broncos took the opening kickoff and drove to the Cleveland 1, but on third down, Elway's pitch to running back Bobby Humphrey was fumbled and the Browns' Andrew Stewart recovered on the 8. With five minutes left in the first quarter, Smith picked off a Bernie Kosar pass and returned it to the Cleveland 32. Denver moved to the Cleveland 12 but had to settle for a 29-yard field goal by David Treadwell.

Neither team mounted scoring drives until the Broncos took possession on their own 18 with 6:54 left in the half. On first down, Elway hit wide receiver Mark Jackson for 12 yards, and three plays later he connected with wide receiver Michael Young for a 70-yard touchdown that put Denver ahead 10-0 at the half.

The Browns took the opening kickoff of the second half and drove 70 yards in eight plays, scoring on a 27-yard pass from Kosar to Brian Brennan. Denver roared right back on its next possession, going 80 yards in six plays and scoring on a 5-yard pass from Elway to tight end Orson Mobley on a drive sparked by a 53-yard Young reception.

The Broncos began their next possession at their 40-yard line and, buoyed by a 25-yard run by Elway, covered 60 yards in six plays and scored on a 7-yard run by Winder, making the score 24-7 late in the third quarter.

The Browns needed just six plays to go 72 yards and score on a 10-yard Kosar-to-Brennan pass, and two plays into Denver's next drive, Cleveland's Felix Wright recovered a Denver fumble and returned it to the Broncos' 1. On second down, Tim Manoa barreled in from the 2, cutting Denver's lead to 24-21 with one second left in the third quarter.

The Broncos shut out the Browns in the fourth quarter while posting 13 points of their own. A 39-yard touchdown grab by Winder along with two Treadwell field goals accounted for Denver's final points of the afternoon.

OFFICIALS:

Referee — Dick Hantak (105); **Umpire** — Art Demmas (78); **Line Judge** — Bill Reynolds (53); **Side Judge** — Nate Jones (97); **Head Linesman** — Dale Williams (8); **Back Judge** — Paul Baetz (22); **Field Judge** — Jack Vaughan (93).

DENVER BRONCOS

OFFENSE		DEFENSE	
WR 82 V. Johnson	LE 92 A. Carreker	LT 60 G. Perry	NT 71 G. Kragen
LG 66 J. Juriga	RE 90 R. Holmes	C 72 K. Kartz	LOLB 56 M. Brooks
RG 67 D. Widell	LILB 55 R. Dennison	RT 76 K. Lanier	RILB 77 K. Mecklenburg
TE 87 P. Kelly	ROLB 73 S. Fletcher	WR 80 M. Jackson	LCB 34 T. Braxton
QB 7 J. Elway	RCB 24 W. Henderson	FB 32 M. Bratton	SS 49 D. Smith
RB 26 B. Humphrey	FS 27 S. Atwater		

BRONCOS SUBSTITUTIONS: P 2 M. Horan, QB 8 G. Kubiak, K 9 D. Treadwell, RB 23 S. Winder, S 25 K. Corrington, CB 29 D. Carrington, RB 30 S. Sewell, RB 35 K. Bell, CB 36 M. Haynes, S 48 R. Robbins, LB 51 M. Munford, G/C 54 K. Bishop, LB 58 S. Curtis, LB 59 T. Lucas, DE/NT 61 A. Townsend, G 65 M. Smith, DE/NT 68 B. Henke, WR 83 M. Young, WR 84 R. Nattiel, TE 88 C. Kay, TE 89 O. Mobley, DE 91 W. Powers, LB 97 B. Klosterman. **INACTIVE:** RB 40 J. Alexander, C 57 M. Ruether.

CLEVELAND BROWNS

OFFENSE		DEFENSE	
WR 84 W. Slaughter	LDE 60 A. Baker	LT 74 P. Farren	LDL 78 C. Hairston
LG 68 T. Banker	RT 92 M. Perry	C 73 G. Rakoczy	RDE 97 R. Banks
RG 66 T. Jones	LLB 57 C. Matthews	RT 63 C. Risien	MLB 59 M. Johnson
TE 82 O. Newsome	RLB 56 D. Grayson	WR 88 R. Langhorne	LCB 31 F. Minnifield
QB 19 B. Kosar	RCB 29 H. Dixon	RB 21 E. Metcalf	SS 22 F. Wright
FB 34 K. Mack	FS 30 T. Gash		

BROWNS SUBSTITUTIONS: K 9 M. Bahr, QB 10 M. Pagel, P 15 B. Wagner, CB 23 M. Harper, RB 26 K. Jones, RB 33 M. Oliphant, RB 35 B. Redden, S 40 K. Kramer, FB 42 T. Manoa, S 49 R. Lyons, LB 50 V. Walters, LB 51 E. Johnson, LB 58 C. Charlton, C 64 T. Baugh, DE 71 T. Gibson, DL 75 C. Pike, T 77 R. Bolden, WR 85 L. Tillman, WR 86 B. Brennan, TE 87 R. Middleton, WR 89 G. McNeil, DE 96 A. Stewart. **DID NOT PLAY:** DB 24 T. Blaylock. **INACTIVE:** T 70 K. Simons, T 72 K. Robbins.

		1	2	3	4	OT	TOTAL	FIELD GOALS (made () & missed)	
VISITOR	Cleveland Browns	0	0	21	0	—	21		
HOME	Denver Broncos	3	7	14	13	—	37	D. Treadwell (29) 54B (34) (31)	

Team	Qtr	Clock Time	PLAY DESCRIPTION (Extra Point) (Drive Info)	SCORE	
				Visitor	Home
BRONCOS	1	12:59	D. Treadwell 29 yd. Field Goal (5-20, 2:46)	0	3
BRONCOS	2	9:03	M. Young 70 yd. pass from J. Elway (D.Treadwell, kick) (4-82, 0:57)	0	10
BROWNS	3	3:19	B. Brennan 27 yd. pass from B. Kosar (M. Bahr, kick) (8-70, 3:19)	7	10
BRONCOS	3	7:00	O. Mobley 5 yd. pass from J. Elway (D. Treadwell, kick) (6-80, 3:41)	7	17
BRONCOS	3	10:41	S. Winder 7 yd. run (D. Treadwell, kick) (6-60, 2:41)	7	24
BROWNS	3	12:48	B. Brennan 10 yd. pass from B. Kosar (M. Bahr, kick) (6-72, 2:07)	14	24
BROWNS	3	14:59	T. Manoa 2 yd. run (M. Bahr, kick) (2-1, 1:12)	21	24
BRONCOS	4	2:25	S. Winder 39 yd. pass from J. Elway (D. Treadwell, kick) (6-80, 2:26)	21	31
BRONCOS	4	6:38	D. Treadwell 34 yd. Field Goal (7-22, 3:48)	21	34
BRONCOS	4	13:00	D. Treadwell 31 yd. Field Goal (10-34, 6:50)	21	37

FINAL INDIVIDUAL STATISTICS

Cleveland Browns										Denver Broncos													
RUSHING	ATT	YDS	AVG	LG	TD	RUSHING	ATT	YDS	AVG	LG	TD	RUSHING	ATT	YDS	AVG	LG	TD						
K. Mack	6	36	6.0	19	0	J. Elway	5	39	7.8	25	0	S. Winder	21	37	1.8	9	1						
B. Kosar	2	22	11.0	16	0	B. Humphrey	8	23	2.9	9	0	S. Sewell	4	17	4.3	12	0						
T. Manoa	2	5	2.5	3	1	M. Bratton	1	4	4.0	4	0	TOTAL	39	120	3.1	25	1						
E. Metcalf	3	4	1.3	2	0	TOTAL	36	20	385	1/8	3	70	0	120.7									
R. Langhorne	1	-1	-1.0	-1	0	TOTAL	36	20	385	1/8	3	70	0	120.7									
TOTAL	14	66	4.7	19	1	TOTAL	39	120	3.1	25	1												
PASSING	ATT	CMP	YDS	TKD/YD	TD	LG	IN	Rtg.	PASSING	ATT	CMP	YDS	TKD/YD	TD	LG	IN	Rtg.						
B. Kosar	44	19	210	4/20	2	27	3	44.7	J. Elway	36	20	385	1/8	3	70	0	120.7						
TOTAL	44	19	210	4/20	2	27	3	44.7	TOTAL	36	20	385	1/8	3	70	0	120.7						
PASS RECEIVING	NO	YDS	AVG	LG	TD	PASS RECEIVING	NO	YDS	AVG	LG	TD	PASS RECEIVING	NO	YDS	AVG	LG	TD						
R. Langhorne	5	78	15.6	27	0	V. Johnson	7	91	13.0	23	0	S. Sewell	3	55	18.3	43	0						
B. Brennan	5	58	11.6	27	2	M. Young	2	123	61.5	70	1	M. Jackson	2	39	19.5	39	1						
W. Slaughter	3	36	12.0	16	0	S. Winder	2	25	12.5	13	0	M. Jackson	2	25	12.5	13	0						
K. Mack	2	8	4.0	5	0	O. Mobley	2	22	11.0	17	1	B. Humphrey	1	23	23.0	23	0						
E. Metcalf	2	7	3.5	4	0	M. Bratton	1	7	7.0	7	0	TOTAL	20	385	19.3	70	3						
L. Tillman	1	15	15.0	15	0	TOTAL	20	385	19.3	70	3												
T. Manoa	1	8	8.0	8	0																		
TOTAL	19	210	11.1	27	2																		
INTERCEPTIONS	NO	YDS	AVG	LG	TD	INTERCEPTIONS	NO	YDS	AVG	LG	TD	INTERCEPTIONS	NO	YDS	AVG	LG	TD						
TOTAL	0	0	0.0	—	0	D. Smith	2	13	6.5	9	0	K. Corrington	1	1	1.0	1	0						
						TOTAL	3	14	4.7	9	0	TOTAL	3	14	4.7	9	0						
PUNTING	NO	YDS	AVG	NET	TB	IN20	LG	PUNTING	NO	YDS	AVG	NET	TB	IN20	LG	PUNTING	NO	YDS	AVG	NET	TB	IN20	LG
B. Wagner	8	338	42.3	35.3	1	1	52	M. Horan	5	232	46.4	37.0	2	1	61	TOTAL	5	232	46.4	37.0	2	1	61
TOTAL	8	338	42.3	35.3	1	1	52	TOTAL	5	232	46.4	37.0	2	1	61								
PUNT RETURNS	NO	YDS	AVG	FC	LG	TD	PUNT RETURNS	NO	YDS	AVG	FC	LG	TD	PUNT RETURNS	NO	YDS	AVG	FC	LG	TD			
G. McNeil	1	7	7.0	1	7	0	V. Johnson	4	36	9.0	0	11	0	(DOWNE)	3	0	0.0	0	—	0			
(DOWNE)	1	0	0.0	0	—	0	(TOUCHBACK)	1	0	0.0	0	—	0	(TOUCHBACK)	1	0	0.0	0	—	0			
(TOUCHBACK)	2	0	0.0	0	—	0	RETURNS	4	36	9.0	0	11	0	RETURNS	0	0	0.0	0	—	0			
RETURNS	1	7	7.0	1	7	0	RETURNS	0	0	0.0	0	—	0	RETURNS	0	0	0.0	0	—	0			
KICKOFF RETURNS	NO	YDS	AVG	FC	LG	TD	KICKOFF RETURNS	NO	YDS	AVG	FC	LG	TD	KICKOFF RETURNS	NO	YDS	AVG	FC	LG	TD			
E. Metcalf	6	118	19.7	0	28	0	(TOUCHBACK)	4	0	0.0	0	—	0	(TOUCHBACK)	4	0	0.0	0	—	0			
K. Jones	1	12	12.0	0	12	0	RETURNS	0	0	0.0	0	—	0	RETURNS	0	0	0.0	0	—	0			
(TOUCHBACK)	1	0	0.0	0	—	0	RETURNS	0	0	0.0	0	—	0	RETURNS	0	0	0.0	0	—	0			
RETURNS	7	130	18.6	0	28	0	RETURNS	0	0	0.0	0	—	0	RETURNS	0	0	0.0	0	—	0			
Cleveland Browns	Own	Opp.	Out	Denver Broncos	Own	Opp.	Out	FUMBLES	Fum	Lost	Rec.	Yds	TD	FF	Rec.	Yds	TD	Bnds					
A. Stewart	0	0	0	0	0	0	0	J. Elway	1	1	0	-6	0	0	0	0	0	0					
K. Mack	2	0	1	0	0	0	0	M. Bratton	1	1	0	0	0	0	0	0	0						
B. Kosar	1	0	2	0	0	0	0	TOTAL	2	2	0	-6	0	0	0	0	0						
F. Wright	0	0	0	0	0	1	27	TOTAL	2	2	0	-6	0	0	0	0	0						
TOTAL	3	0	3	0	0	2	27	TOTAL	2	2	0	-6	0	0	0	0	0						

FINAL TEAM STATISTICS

	BROWNS	BRONCOS		BROWNS	BRONCOS
TOTAL FIRST DOWNS	14	22	PUNTS Number and Average	8-42.3	5-46.4
By Rushing	3	6	Had Blocked	0	0
By Passing	11	14	FGs – PATs Had Blocked	0-0	1-0
By Penalty	0	2	TOTAL RETURN YARDAGE (Not Including Kickoffs)	7	50
THIRD DOWN EFFICIENCY	3-13-23%	9-18-50%	No. and Yards Punt Returns	1-7	4-36
FOURTH DOWN EFFICIENCY	0-1-0%	0-0-0%	No. and Yards Kickoff Returns	7-130	0-0
TOTAL NET YARDS	256	497	No. and Yards Interception Returns	0-0	3-14
Total Offensive Plays (inc. times thrown passing)	62	76	PENALTIES Number and Yards	8-55	1-5
Average gain per offensive play	4.1	6.5	FUMBLES Number and Lost	3-0	2-2
NET YARDS RUSHING	66	120	TOUCHDOWNS	3	4
Total Rushing Plays	14	39	Rushing	1	3
Average gain per rushing play	4.7	3.1	Passing	1	1
NET YARDS PASSING	190	377	Returns	0	0
Times thrown – yards lost attempting to pass	4-20	1-8	EXTRA POINTS Made-Attempts	3-3	4-4
Gross yards passing	210	385	FIELD GOALS Made-Attempts	0-0	3-4
PASS ATTEMPTS-COMPLETIONS-HAD INTERCEPTED	44-19-3	36-20-0	SAFETIES	0	0
Average gain per pass play (inc. # thrown passing)	4.0	10.2	FINAL SCORE	21	37
KICKOFFS Number-In End Zone-Touchbacks	4-4-4	8-1-1	TIME OF POSSESSION	23:07	38:53

BRONCOS DEFENSIVE STATISTICS

(based on unofficial press box statistics)

PLAYER	UT	A	TT	S-YDS	I-YDS	PD	FF	FR	PLAYER	UT	A	TT	S-YDS	I-YDS	PD	FF	FR
T. Braxton	6	1	7	0-0	0-0	2	0	0	M. Brooks	1	0	1	0-0	0-0	0	0	0
S. Fletcher	5	2	7	2-3	0-0	1	0	0	M. Haynes	1	0	1	0-0	0-0	0	0	0
K. Mecklenburg	3	1	4	0-0	0-0	0	0	0	R. Holmes	1	0	1	0-0	0-0	2	0	0
W. Henderson	3	0	3	0-0	0-0	0	0	0	K. Corrington	0	1	1	0-0	1-1	0	0	0
D. Smith	3	0	3	0-0	2-13	0	0	0	D. Carrington	0	0	0	0-0	0-0	0	0	0
S. Atwater	2	1	3	0-0	0-0	0	0	0	S. Curtis	0	0	0	0-0	0-0	0	0	0
A. Townsend	2	1	3	1-10	0-0	0	0	0	R. Dennison	0	0	0	0-0	0-0	0	0	0
A. Carreker	2	0	2	1-7	0-0	1	0	0	B. Henke	0	0	0	0-0	0-0	0	0	0
G. Krager	2	0	2	0-0	0-0	0	0	1	B. Klosterman	0	0	0	0-0	0-0	0	0	0
M. Munford	2	0	2	0-0	0-0	0	0	0	T. Lucas	0	0	0	0-0	0-0	0	0	0
R. Robbins	2	0	2	0-0	0-0	0	0	0	TEAM TOTALS	35	7	42	4-20	3-13	6	0	1



Denver 24, Pittsburgh 23

Sunday, Jan. 7, 1990 • 2 p.m. MST • Mile High Stadium • Denver

WEATHER: Sunny, 55°, Wind W 6 mph • **ATTENDANCE:** 75,868 • **TIME:** 2:57

1989 AFC Divisional Playoff Game

The Denver Broncos advanced to their third AFC Championship Game in four years with a come-from-behind 24-23 victory against the Steelers before 75,868 fans at Mile High Stadium. Although Pittsburgh held the upper hand in total yards (404 to 364) and time of possession (34:14 to 25:46), Denver was able to mount a late fourth-quarter drive and score the winning touchdown with just 2:27 remaining.

The Steelers took the opening kickoff and drove 65 yards in 13 plays, scoring on a 32-yard Gary Anderson field goal. Following a 45-yard run by Merrill Hoge and a 33-yard Bubby Brister-to-Tim Worley pass play, the Steelers were knocking on the door again and scored three plays later on a 7-yard run by Hoge. The score put Pittsburgh ahead 10-0 with 1:38 gone in the second quarter.

The Broncos took their first possession of the second quarter and drove 75 yards in 12 plays to score on a 1-yard plunge by running back Mel Bratton on third-and-goal. The Steelers bounced back, traveling 77 yards in 12 plays to score on a 9-yard pass from Brister to wide receiver Louis Lipps. The Broncos got the ball back on their own 33 with 20 seconds left in the half. Two Elway passes put Denver at the Pittsburgh 26 with two seconds left, setting up David Treadwell's 43-yard field goal that pulled Denver within 17-10 at halftime.

Early in the third quarter, Denver nose tackle Greg Kragen forced a Tim Worley fumble that cornerback Tyrone Braxton recovered for the Broncos on the Steelers' 37-yard line. On first down, Elway found wide receiver Vance Johnson for a touchdown to tie the score at 17. Pittsburgh's next two possessions ended in Anderson field goals, and the Steelers held a 23-17 lead in the early stages of the fourth quarter.

After an exchange of punts, the Broncos took possession on their own 29 with 7:06 left in the game. Elway connected with Jackson for 18 yards and then handed off to running back Bobby Humphrey, who pitched the ball back to Elway, setting up his 36-yard strike to Johnson that gave Denver a first down on the Steelers' 26. Humphrey ran on the next four plays, gaining 24 yards and taking the ball to the 2. On third-and-goal from the 1, Bratton scored again and Treadwell's extra point gave Denver its first lead of the game with 2:27 left in regulation.

Pittsburgh got the ball on its own 20, but on third down Brister's signals were drowned out by the crowd and he mis-handled the snap. Randy Robbins recovered for Denver on the Pittsburgh 18, and the Broncos were able to run out the clock.

OFFICIALS:

Referee — Gene Barth (14); **Umpire** — Dave Hamilton (42); **Line Judge** — Ron Blum (83); **Side Judge** — Gene Austin (34); **Head Linesman** — Ron Phares (10); **Back Judge** — Louis Richard (68); **Field Judge** — Bobby Skelton (73).

DENVER BRONCOS

OFFENSE		DEFENSE	
WR 82 V. Johnson	LE 92 A. Carreker	LT 60 G. Perry	NT 71 G. Kragen
LG 66 J. Juriga	RE 90 R. Holmes	C 72 K. Kartz	LOLB 56 M. Brooks
RG 67 D. Widell	LILB 51 M. Munford	RT 76 K. Lanier	RILB 77 K. Mecklenburg
TE 89 O. Mobley	ROLB 73 S. Fletcher	WR 80 M. Jackson	LCB 34 T. Braxton
QB 7 J. Elway	RCB 24 W. Henderson	FB 32 M. Bratton	SS 49 D. Smith
RB 26 B. Humphrey	FS 27 S. Atwater		

BRONCOS SUBSTITUTIONS: P 2 M. Horan, QB 8 G. Kubiak, K 9 D. Treadwell, RB 23 S. Winder, S 25 K. Corrington, CB 29 D. Carrington, RB 30 S. Sewell, RB 35 K. Bell, CB 36 M. Haynes, S 48 R. Robbins, G/C 54 K. Bishop, LB 55 R. Dennison, LB 58 S. Curtis, LB 59 T. Lucas, DE/NT 61 A. Townsend, G 65 M. Smith, DE/NT 68 B. Henke, WR 83 M. Young, WR 84 R. Nattiel, TE 87 P. Kelly, TE 88 C. Kay, DE 91 W. Powers, LB 97 B. Klosterman. **INACTIVE:** RB 40 J. Alexander, C 57 M. Ruether.

PITTSBURGH STEELERS

OFFENSE		DEFENSE	
WR 87 W. Thompson	LE 93 K. Willis	LT 65 J. Jackson	NT 98 G. Williams
LG 79 J. Reinstra	RE 78 T. Johnson	C 63 D. Dawson	LOLB 53 B. Hinkle
RG 74 T. Long	LILB 50 D. Little	RT 62 T. Ilkin	RILB 54 H. Nickerson
TE 84 M. Mularkey	ROLB 95 G. Lloyd	WR 83 L. Lipps	LCB 49 D. Woodruff
QB 6 B. Brister	RCB 26 R. Woodson	FB 33 M. Hoge	SS 37 C. Lake
RB 38 T. Worley	FS 27 T. Everrett		

STEELERS SUBSTITUTIONS: K 1 G. Anderson, P 18 H. Newsome, RB 20 D. Stone, CB 22 L. Griffin, RB 23 T. Tyrell, CB 25 D. Arnold, CB 35 D. Hall, RB 40 R. Wilkerson, CB 44 D. Johnson, LB 55 T. Simien, G 60 B. Blakenship, NT 68 L. Freeman, T 71 T. Ricketts, G/T 73 C. Woffley, WR 80 M. Stock, TE 85 T. O'Shea, LB 90 T. Stowe, LB 91 J. Williams, DE 97 A. Jones, LB 92 J. Olsavsky. **DID NOT PLAY:** QB 11 R. Strom, C 51 C. Lanza, WR 82 D. Hill. **INACTIVE:** QB 14 T. Blackledge, WR 88 J. Johnson.

		1	2	3	4	OT	TOTAL	FIELD GOALS (made () & missed)
VISITOR	Pittsburgh Steelers	3	14	3	3	—	23	G. Anderson (32) (35) (32)
HOME	Denver Broncos	0	10	7	7	—	24	D. Treadwell (43)

Team	Qtr	Clock Time	PLAY DESCRIPTION (Extra Point) (Drive Info)	SCORE	
				Visitor	Home
STEELERS	1	7:47	G. Anderson 32 yd. Field Goal (13-65, 7:47)	3	0
STEELERS	2	1:38	M. Hoge 7 yd. run (G. Anderson, kick) (5-93, 2:27)	10	0
BRONCOS	2	8:38	M. Bratton 1 yd. run (D. Treadwell, kick) (12-75, 7:00)	10	7
STEELERS	2	14:34	L. Lipps 9 yd. pass from B. Brister (G. Anderson, kick) (12-77, 5:56)	17	7
BRONCOS	2	15:00	D. Treadwell 43 yd. Field Goal (3-41, 0:26)	17	10
BRONCOS	3	1:58	V. Johnson 37 yd. pass from J. Elway (D. Treadwell, kick) (1-37, 0:07)	17	17
STEELERS	3	7:26	G. Anderson 35 yd. Field Goal (10-62, 5:28)	20	17
STEELERS	4	0:07	G. Anderson 32 yd. Field Goal (10-34, 5:54)	23	17
BRONCOS	4	12:33	M. Bratton 1 yd. run (D. Treadwell, kick) (9-71, 4:39)	23	24

FINAL INDIVIDUAL STATISTICS

Pittsburgh Steelers											Denver Broncos													
RUSHING	ATT	YDS	AVG	LG	TD						RUSHING	ATT	YDS	AVG	LG	TD								
M. Hoge	16	120	7.5	45	1						B. Humphrey	18	85	4.7	17	0								
T. Worley	13	50	3.8	19	0						J. Elway	7	44	6.3	32	0								
B. Brister	2	4	2.0	4	0						S. Sewell	1	6	6.0	6	0								
L. Lipps	1	1	1.0	1	0						M. Bratton	4	3	0.8	1	2								
											S. Winder	1	0	0.0	0	0								
TOTAL	32	175	5.5	45	1						TOTAL	31	138	4.5	32	2								
PASSING											PASSING													
	ATT	CMP	YDS	TKO/ YD	TD	LG	IN	Rtg.				ATT	CMP	YDS	TKO/ YD	TD	LG	IN	Rtg.					
B. Brister	29	19	229	0/0	1	33	0	101.1			J. Elway	20	12	239	1/13	1	51	1	97.7					
TOTAL	29	19	229	0/0	1	33	0	101.1			TOTAL	20	12	239	1/13	1	51	1	97.7					
PASS RECEIVING											PASS RECEIVING													
	NO	YDS	AVG	LG	TD							NO	YDS	AVG	LG	TD								
M. Hoge	8	60	7.5	19	0						M. Jackson	5	111	22.2	51	0								
L. Lipps	3	29	9.7	11	1						V. Johnson	3	85	28.3	37	1								
D. Stone	3	18	9.0	11	0						M. Young	2	22	11.0	12	0								
M. Mularkey	2	36	18.0	25	0						R. Nattiel	1	15	15.0	15	0								
T. Worley	1	33	33.0	33	0						B. Humphrey	1	6	6.0	6	0								
M. Stock	1	30	30.0	30	0																			
W. Thompson	1	23	23.0	23	0																			
TOTAL	19	229	12.1	33	1						TOTAL	12	239	19.9	51	1								
INTERCEPTIONS											INTERCEPTIONS													
	NO	YDS	AVG	LG	TD							NO	YDS	AVG	LG	TD								
T. Everett	1	26	26.0	26	0																			
TOTAL	1	26	26.0	26	0						TOTAL	0	0	0.0	—	0								
PUNTING											PUNTING													
	NO	YDS	AVG	NET	TB	IN20	LG					NO	YDS	AVG	NET	TB	IN20	LG						
H. Newsome	2	86	43.0	40.0	0	0	50				M. Horan	3	133	44.3	37.7	1	2	55						
											J. Elway	1	17	17.0	17.0	0	1	17						
TOTAL	2	86	43.0	40.0	0	0	50				TOTAL	4	150	37.5	32.5	1	3	55						
PUNT RETURNS											PUNT RETURNS													
	NO	YDS	AVG	FC	LG	TD						NO	YDS	AVG	FC	LG	TD							
R. Woodson	0	0	0.0	1	0	0					V. Johnson	1	6	6.0	1	6	0							
(DOWNED)	2	0	0.0	0	—	0																		
(TOUCHBACK)	1	0	0.0	0	—	0																		
RETURNS	0	0	0.0	1	0	0					RETURNS	1	6	6.0	1	6	0							
KICKOFF RETURNS											KICKOFF RETURNS													
	NO	YDS	AVG	FC	LG	TD						NO	YDS	AVG	FC	LG	TD							
R. Woodson	2	33	16.5	0	19	0					K. Bell	2	62	31.0	0	31	0							
(TOUCHBACK)	2	0	0.0	0	—	0					D. Carrington	2	51	25.5	0	27	0							
											M. Bratton	1	6	6.0	0	6	0							
											(TOUCHBACK)	1	0	0.0	0	—	0							
RETURNS	2	33	16.5	0	19	0					RETURNS	5	119	23.8	0	31	0							
Pittsburgh Steelers											Denver Broncos													
FUMBLE	Fum	Lost	Own	Yds	TD	FF	Rec.	Yds	TD	Bnds														
T. Worley	1	1	0	0	0	0	0	0	0	0														
B. Brister	1	1	0	-2	0	0	0	0	0	0														
TOTAL	2	2	0	-2	0	0	0	0	0	0														
											FUMBLE	Fum	Lost	Own	Yds	TD	FF	Rec.	Yds	TD	Bnds			
											T. Braxton	0	0	0	0	0	0	0	1	5	0			
											V. Johnson	1	0	1	0	0	0	0	0	0	0			
											R. Robbins	1	0	0	0	0	0	0	1	0	0			
											G. Kragan	0	0	0	0	0	0	1	0	0	0			
											TOTAL	1	0	1	0	0	1	2	5	0	0			

FINAL TEAM STATISTICS

STEELERS											BRONCOS										
TOTAL FIRST DOWNS											TOTAL FIRST DOWNS										
19											19										
By Rushing											7										
By Passing											12										
By Penalty											0										
THIRD DOWN EFFICIENCY											THIRD DOWN EFFICIENCY										
9-15-60%											6-10-60%										
FOURTH DOWN EFFICIENCY											FOURTH DOWN EFFICIENCY										
0-0-0%											0-0-0%										
TOTAL NET YARDS											TOTAL NET YARDS										
404											364										
TOTAL OFFENSIVE PLAYS (inc. times thrown passing)											TOTAL OFFENSIVE PLAYS (inc. times thrown passing)										
61											52										
Average gain per offensive play											Average gain per offensive play										
6.6											7.0										
NET YARDS RUSHING											NET YARDS RUSHING										
175											138										
Total Rushing Plays											Total Rushing Plays										
32											31										
Average gain per rushing play											Average gain per rushing play										
5.5											4.5										
NET YARDS PASSING											NET YARDS PASSING										
229											226										
Times thrown – yards lost attempting to pass											Times thrown – yards lost attempting to pass										
0-0											1-13										
Gross yards passing											Gross yards passing										
229											239										
PASS ATTEMPTS-COMPLETIONS-HAD INTERCEPTED											PASS ATTEMPTS-COMPLETIONS-HAD INTERCEPTED										
29-19-0											20-12-1										
Average gain per pass play (inc. # thrown passing)											Average gain per pass play (inc. # thrown passing)										
7.9											10.8										
KICKOFFS Number-In End Zone-Touchbacks											KICKOFFS Number-In End Zone-Touchbacks										
6-1-1											4-2-2										
PUNTS Number and Average											PUNTS Number and Average										
2-43.0											4-37.5										
Had Blocked											0										
FGs – PATs Had Blocked											0-0										
TOTAL RETURN YARDAGE (Not Including Kickoffs)											26										
No. and Yards Punt Returns											0-0										
No. and Yards Kickoff Returns											2-33										
No. and Yards Interception Returns											1-26										
PENALTIES Number and Yards											8-50										
FUMBLES Number and Lost											2-2										
TOUCHDOWNS											2										
Rushing											1										
Passing											1										
Returns											0										
EXTRA POINTS Made-Attempts											2-2										
FIELD GOALS Made-Attempts											3-3										
SAFETIES											0										
FINAL SCORE											23										
TIME OF POSSESSION											34:14										
											25:46										

BRONCOS DEFENSIVE STATISTICS

(based on unofficial press box statistics)																				
PLAYER	UT	A	TT	S-YDS	I-YDS	PD	FF	FR			PLAYER	UT	A	TT	S-YDS	I-YDS	PD	FF	FR	
M. Brooks	6	3	9	0-0	0-0	0	0	0			M. Mumford	1	1	2	0-0	0-0	0	0	0	0
G. Kragan	6	3	9	0-0	0-0	0	1	0			S. Fletcher	1	0	1	0-0	0-0	1	0	0	0
S. Atwater	6	0	6	0-0	0-0	0	0	0			R. Robbins	1	0	1	0-0	0-0	0	0	0	1
R. Holmes	5	0	5	0-0	0-0	0	0	0			D. Carrington	0	0	0	0-0	0-0	0	0	0	0
D. Smith	4	1	5	0-0	0-0	0	0	0			K. Carrington	0	0	0	0-0	0-0	0	0	0	0
K. Mecklenburg	4	0	4	0-0	0-0	0	0	0			T. Lucas	0	0	0	0-0	0-0	0	0	0	0
T. Braxton	3	0	3	0-0	0-0	0	0	1			B. Klosterman	0	0	0	0-0	0-0	0	0	0	0
R. Dennison	2	1	3	0-0	0-0	0	0	0			W. Powers	0	0	0	0-0	0-0	0	0	0	0
A. Carreker	2	0	2	0-0	0-0	0	0	0			TEAM TOTALS	45	9	54	0-0	0-0	1	1	2	0
W. Henderson	2	0	2	0-0	0-0	0	0	0												



Washington 42, Denver 10

Sunday, Jan. 31, 1988 • 3:20 p.m. PST • Jack Murphy Stadium • San Diego

WEATHER: Mostly Cloudy, 61°, Wind SW 5 mph • **ATTENDANCE:** 73,302 • **TIME:** 3:40

Super Bowl XXII



The Washington Redskins scored 35 points in the second quarter to power their way to a 42-10 victory against the Denver Broncos in Super Bowl XXII at Jack Murphy Stadium in San Diego in front of 73,302 fans.

Super Bowl MVP Doug Williams of Washington completed 18-of-29 passes for 340 yards with four touchdowns while running back Timmy Smith gained 204 yards on 22 carries, scoring twice, and wide receiver Ricky Sanders caught nine passes for 193 yards (21.4 avg.) with two touchdowns.

The Broncos took an early lead on their first play from scrimmage, a 56-yard pass from John Elway to Ricky Nattiel that occurred with 1:57 gone in the game. Denver's next possession stalled at the Redskins' 7-yard line, but Rich Karlis put the Broncos up 10-0 with a 24-yard field goal.

In the second quarter, however, Denver's dreams of a World Championship were blown apart by the Redskins. On Washington's first play of the quarter, Williams and Sanders connected for an 80-yard touchdown pass to bring the score to 10-7. The Redskins took the lead for good on the fifth play of their next possession when Williams found Gary Clark for a 27-yard touchdown.

Denver got as far as the Washington 26 on its next drive, but Karlis' 43-yard field goal attempt sailed wide left. Two plays later, Smith scored on a 58-yard run to increase the Washington lead to 21-10. The Redskins' next possession ended with a 50-yard Williams-to-Sanders touchdown pass, and minutes later, Williams and Clint Didier combined for an 8-yard touchdown pass to give the Redskins a 35-10 lead at halftime.

The Broncos could move only as far as the Redskins' 48-yard line in the second half, and Washington closed out the scoring late in the game on a 4-yard run by Smith.

The Redskins finished with 602 total yards, including the 340 passing yards from Williams. Their defense limited Denver to 327 total yards while holding Elway to just 14-of-38 passing for 257 yards and intercepting him three times. The Broncos were only able to total 97 rushing yards in the game and were held to 2-of-12 (16.7%) success on third downs.

OFFICIALS:

Referee — Bob McElwee (95); **Umpire** — Al Conway (27); **Line Judge** — Jack Fette (39); **Side Judge** — Don Wedge (28); **Head Linesman** — Dale Hamer (104); **Back Judge** — Al Jury (106); **Field Judge** — Johnny Grier (23).

DENVER BRONCOS

OFFENSE		DEFENSE	
WR 80 M. Jackson	LE 61 A. Townsend	LT 70 D. Studdard	RT 71 G. Kragen
LG 54 K. Bishop	RE 75 R. Jones	C 62 M. Freeman	LOLB 73 S. Fletcher
RG 79 S. Humphries	LILB 77 K. Mecklenburg	RT 76 K. Lanier	RILB 98 R. Hunley
TE 88 C. Kay	ROLB 50 J. Ryan	QB 7 J. Elway	LCB 36 M. Hayes
RB 23 S. Winder	RCB 45 S. Wilson	RB 33 G. Lang	SS 31 D. Smith
WR 84 R. Nattiel	FS 22 T. Lilly		

BRONCOS SUBSTITUTIONS: P 2 M. Horan, K 3 R. Karlis, QB 8 G. Kubiak, RB 24 T. Boddie, DB 27 K. Clark, CB 28 J. Castille, RB 30 S. Sewell, CB 34 T. Braxton, RB 35 K. Bell, DB 38 B. Plummer, RB 46 B. Micho, S 48 R. Robbins, LB 55 R. Dennison, LB 56 M. Brooks, LB 59 T. Lucas, DE 65 W. Bowyer, C 72 K. Kartz, WR 81 S. Watson, WR 82 V. Johnson, TE 89 O. Mobley, DE 90 F. Gilbert, LB 97 B. Klosterman. **DID NOT PLAY:** C 68 L. Lee.

WASHINGTON REDSKINS

OFFENSE		DEFENSE	
WR 87 G. Clark	LE 71 C. Mann	LT 66 J. Jacoby	RT 65 D. Butz
LG 63 R. McKenzie	RE 77 D. Grant	C 53 J. Bostic	RE 72 D. Manley
RG 69 R. C. Theilemann	LLB 55 M. Kaufman	RT 73 M. May	MLB 52 N. Oikewicz
TE 86 C. Didier	RLB 51 M. Coleman	TE 85 D. Warren	LCB 28 D. Green
QB 17 D. Williams	RCB 23 T. Bowles	RB 38 T. Smith	SS 45 B. Wilburn
WR 83 R. Sanders	FS 40 A. Walton		

REDSKINS SUBSTITUTIONS: K 6 A. Haji-Sheikh, QB 10 J. Schroeder, P 12 S. Cox, RB 24 K. Bryant, RB 29 R. Branch, S 31 C. Vaughn, CB 32 V. Dean, CB 34 B. Davis, RB 35 K. Griffinn, RB 38 G. Rogers, CB 46 D. Woodberry, LB 50 R. Caldwell, LB 54 K. Gouveia, LB 57 R. Milot, G 61 R. Kehr, DE 64 S. Hamilton, G 68 R. Grimm, DE 74 M. Koch, DT 78 D. Hamel, WR 80 E. Yarber, WR 81 A. Monk, TE 82 A. Jones, TE 87 T. Orr.

		1	2	3	4	OT	TOTAL	FIELD GOALS (made () & missed)	
VISITOR	Washington Redskins	0	35	0	7	—	42	A. Haji-Sheikh 46HU	
HOME	Denver Broncos	10	0	0	0	—	10	R. Karlis (24) 43WL	

Team	Qtr	Clock Time	PLAY DESCRIPTION (Extra Point) (Drive Info)	SCORE	
				Visitor	Home
BRONCOS	1	1:57	R. Nattiel 56 yd. pass from J. Elway (R. Karlis, kick) (1-56, 0:08)	0	7
BRONCOS	1	5:51	R. Karlis 24 yd. Field Goal (7-61, 2:05)	0	10
REDSKINS	2	0:53	R. Sanders 80 yd. pass from D. Williams (A. Haji-Sheikh, kick) (1-80, 0:10)	7	10
REDSKINS	2	4:45	G. Clark 27 yd. pass from D. Williams (A. Haji-Sheikh, kick) (5-64, 2:44)	14	10
REDSKINS	2	8:33	T. Smith 58 yd. run (A. Haji-Sheikh, kick) (2-74, 0:51)	21	10
REDSKINS	2	11:18	R. Sanders 50 yd. pass from D. Williams (A. Haji-Sheikh, kick) (3-60, 0:52)	28	10
REDSKINS	2	13:56	C. Didier 8 yd. pass from D. Williams (A. Haji-Sheikh, kick) (7-79, 1:10)	35	10
REDSKINS	4	1:51	T. Smith 4 yd. run (A. Haji-Sheikh, kick) (4-68, 2:03)	42	10

FINAL INDIVIDUAL STATISTICS

Washington Redskins											Denver Broncos																		
RUSHING																													
	ATT	YDS	AVG	LG	TD		ATT	YDS	AVG	LG	TD		ATT	YDS	AVG	LG	TD		ATT	YDS	AVG	LG	TD						
T. Smith	22	204	9.3	58	2	G. Lang	5	38	7.6	13	0	J. Elway	3	32	10.7	21	0	S. Winder	8	30	3.8	13	0	S. Sewell	1	-3	-3.0	0	0
K. Bryant	8	38	4.8	15	0	J. Elway	3	32	10.7	21	0	S. Winder	8	30	3.8	13	0	S. Sewell	1	-3	-3.0	0	0						
G. Clark	1	25	25.0	25	0	S. Winder	8	30	3.8	13	0	S. Sewell	1	-3	-3.0	0	0												
G. Rogers	5	17	3.4	5	0	S. Sewell	1	-3	-3.0	0	0																		
K. Griffin	1	2	2.0	2	0																								
D. Williams	2	-2	-1.0	0	0																								
R. Sanders	1	-4	-4.0	-4	0																								
TOTAL	40	280	7.0	58	2	TOTAL	17	97	5.7	21	0	TOTAL	17	97	5.7	21	0	TOTAL	17	97	5.7	21	0						
PASSING																													
	ATT	CMP	YDS	TD	LG	IN	Rtg.		ATT	CMP	YDS	TD	LG	IN	Rtg.		ATT	CMP	YDS	TD	LG	IN	Rtg.						
D. Williams	29	18	340	1/10	4	80	127.9	J. Elway	38	14	257	5/50	1	56	3	36.8	J. Elway	38	14	257	5/50	1	56	3	36.8				
J. Schroeder	1	0	0	1/8	0	0	39.6	S. Sewell	1	1	23	0/0	0	23	0	118.8	S. Sewell	1	1	23	0/0	0	23	0	118.8				
TOTAL	30	18	340	2/18	4	80	125.0	TOTAL	39	15	280	5/50	1	56	3	40.5	TOTAL	39	15	280	5/50	1	56	3	40.5				
PASS RECEIVING																													
	NO	YDS	AVG	LG	TD		NO	YDS	AVG	LG	TD		NO	YDS	AVG	LG	TD												
R. Sanders	9	193	21.4	80	2	M. Jackson	4	76	19.0	32	0	M. Jackson	4	76	19.0	32	0												
G. Clark	3	55	18.3	27	1	S. Sewell	4	41	10.3	18	0	S. Sewell	4	41	10.3	18	0												
D. Warren	2	15	7.5	9	0	R. Nattiel	2	69	34.5	56	1	R. Nattiel	2	69	34.5	56	1												
A. Monk	1	40	40.0	40	0	C. Kay	2	38	19.0	27	0	C. Kay	2	38	19.0	27	0												
K. Bryant	1	20	20.0	20	0	S. Winder	1	26	26.0	26	0	S. Winder	1	26	26.0	26	0												
T. Smith	1	9	9.0	9	0	J. Elway	1	23	23.0	23	0	J. Elway	1	23	23.0	23	0												
C. Didier	1	8	8.0	8	1	G. Lang	1	7	7.0	7	0	G. Lang	1	7	7.0	7	0												
TOTAL	18	340	18.9	80	4	TOTAL	15	280	18.7	56	1	TOTAL	15	280	18.7	56	1												
INTERCEPTIONS																													
	NO	YDS	AVG	LG	TD		NO	YDS	AVG	LG	TD		NO	YDS	AVG	LG	TD												
B. Wilburn	2	11	5.5	11	0	J. Castille	1	0	0.0	0	0	J. Castille	1	0	0.0	0	0												
B. Davis	1	0	0.0	0	0																								
TOTAL	3	11	3.7	11	0	TOTAL	1	0	0.0	0	0	TOTAL	1	0	0.0	0	0												
PUNTING																													
	NO	YDS	AVG	NET	TB	IN20	LG		NO	YDS	AVG	NET	TB	IN20	LG														
S. Cox	4	150	37.5	33.0	0	0	42	M. Horan	7	253	36.1	33.3	1	1	43														
TOTAL	4	150	37.5	33.0	0	0	42	TOTAL	7	253	36.1	33.3	1	1	43														
PUNT RETURNS																													
	NO	YDS	AVG	FC	LG	TD		NO	YDS	AVG	FC	LG	TD																
D. Green	1	0	0.0	1	0	0	K. Clark	2	18	9.0	0	9	0																
D. Yarber	0	0	0.0	1	—	0	(DOWNED)	2	0	0.0	0	—	0																
(DOWNED)	4	0	0.0	0	—	0																							
RETURNS	1	0	0.0	2	0	0	RETURNS	2	18	9.0	0	9	0																
KICKOFF RETURNS																													
	NO	YDS	AVG	FC	LG	TD		NO	YDS	AVG	FC	LG	TD																
R. Sanders	3	46	15.3	0	16	0	K. Bell	5	88	17.6	0	21	0																
RETURNS	3	46	15.3	0	16	0	RETURNS	5	88	17.6	0	21	0																
Washington Redskins											Denver Broncos																		
FUMBLE	Fum	Lost	Rec.	Yds	TD	Opp.	Yds	TD	Bnds	Out	FUMBLE	Fum	Lost	Rec.	Yds	TD	Opp.	Yds	TD	Bnds	Out								
R. Caldwell	0	0	1	0	0	0	0	0	0	0	B. Klosterman	0	0	0	0	0	0	0	0	0	0								
R. Sanders	1	0	0	0	0	0	0	0	0	0																			
TOTAL	1	0	1	0	0	0	0	0	0	0	TOTAL	0	0	0	0	0	1	0	0	0	0								

FINAL TEAM STATISTICS

	REDSKINS	BRONCOS	REDSKINS	BRONCOS
TOTAL FIRST DOWNS	25	18	4-37.5	7-36.1
By Rushing	13	6	Had Blocked	0
By Passing	11	10	FGs - PATs Had Blocked	0-0
By Penalty	1	2	TOTAL RETURN YARDAGE (Not Including Kickoffs)	11
THIRD DOWN EFFICIENCY	9-15-60%	2-12-17%	No. and Yards Punt Returns	1-0
FOURTH DOWN EFFICIENCY	0-0-0%	0-0-0%	No. and Yards Kickoff Returns	3-46
TOTAL NET YARDS	602	327	No. and Yards Interception Returns	3-11
Total Offensive Plays (inc. times thrown passing)	72	61	PENALTIES Number and Yards	6-65
Average gain per offensive play	8.4	5.4	FUMBLES Number and Lost	1-0
NET YARDS RUSHING	280	97	TOUCHDOWNS	6
Total Rushing Plays	40	17	Rushing	2
Average gain per rushing play	7.0	5.7	Passing	4
NET YARDS PASSING	322	230	Returns	0
Times thrown - yards lost attempting to pass	2-18	5-50	EXTRA POINTS Made-Attempts	6-6
Gross yards passing	340	280	FIELD GOALS Made-Attempts	0-1
PASS ATTEMPTS-COMPLETIONS-HAD INTERCEPTED	30-18-1	39-15-3	SAFETIES	0
Average gain per pass play (inc. # thrown passing)	10.1	5.2	FINAL SCORE	42
			TIME OF POSSESSION	35:15
				24:45

BRONCOS DEFENSIVE STATISTICS

<i>(based on unofficial press box statistics)</i>																		
PLAYER	UT	A	TT	S-YDS	I-YDS	PD	FF	FR	FR	PLAYER	UT	A	TT	S-YDS	I-YDS	PD	FF	FR
D. Smith	7	2	9	0-0	0-0	0	0	0	0	J. Ryan	3	0	3	0-0	0-0	0	0	0
K. Mecklenburg	7	0	7	1-8	0-0	0	0	0	0	A. Townsend	3	0	3	0-0	0-0	1	0	0
S. Fletcher	6	0	6	0-0	0-0	0	0	0	0	G. Kragen	2	0	2	0-0	0-0	0	0	0
F. Gilbert	4	1	5	0-0	0-0	0	0	0	0	J. Castille	1	0	1	0-0	1-0	0	0	0
R. Jones	4	0	4	1-10	0-0	0	0	0	0	R. Demission	1	0	1	0-0	0-0	0	0	0
T. Lilly	4	0	4	0-0	0-0	0	0	0	0	R. Hunley	1	0	1	0-0	0-0	0	0	0
S. Wilson	4	0	4	0-0	0-0	0	0	0	0	R. Robbins	1	0	1	0-0	0-0	1	0	0
M. Haynes	3	0	3	0-0	0-0	0	0	0	0	B. Klosterman	0	0	0	0-0	0-0	0	1	0
										TEAM TOTALS	45	9	54	2-18	1-0	2	1	0



Denver 38, Cleveland 33

Sunday, Jan. 17, 1988 • 2 p.m. MST • Mile High Stadium • Denver

WEATHER: Mostly Sunny, 44°, Wind NE 8 mph • **ATTENDANCE:** 75,993 • **TIME:** 3:37

1987 AFC Championship Game

The Broncos' Jeremiah Castille recovered a Cleveland fumble on Denver's 3-yard line with just over a minute left in the game, helping the club to a 38-33 victory against the Browns in the AFC Championship Game in front of 75,993 fans at Mile High Stadium.

An interception by defensive end Freddie Gilbert set up the Broncos' first score of the afternoon. Quarterback John Elway found wide receiver Ricky Nattiel for an 8-yard touchdown at 3:38 of the first quarter that put Denver ahead 7-0.

After Gene Lang took off on a 42-yard run, which set a franchise record for the longest postseason rush, Denver faced third-and-goal from the Cleveland 3 late in the first quarter. Elway threw incomplete into the end zone, but the Browns were penalized for holding, giving the Broncos new life at the 1-yard line. Running back Steve Sewell scored on first down to give Denver a 14-0 lead 11:06 into the first quarter.

The Browns scored their first points of the game on a 24-yard Matt Bahr field goal at 1:41 of the second quarter. Denver answered at 6:59 of the quarter with a 1-yard Lang touchdown run that upped its lead to 21-3.

After Elway was intercepted by Felix Wright four plays into the second half, Cleveland needed just three plays to go 35 yards and score on an 18-yard pass from Bernie Kosar to Reggie Langhorne. The Broncos answered when Elway scrambled right and threw to Mark Jackson, who caught the ball at the Broncos' 25, evaded two tacklers and sprinted for an 80-yard touchdown that gave the Broncos a 28-10 lead at 5:03 of the third quarter.

The Browns pulled within 28-17 when Kosar found Earnest Byner for a 32-yard touchdown at 8:10 of the third quarter.

Cleveland narrowed the Broncos' lead to 28-24 on a Byner 4-yard touchdown run at 11:15 of the third quarter. Just before the end of the third period, Rich Karlis capped off a Denver possession with a 38-yard field goal.

The Browns tied the score at 31 on a 4-yard touchdown pass from Kosar to Webster Slaughter at 4:12 of the final period. Denver went ahead 38-31 with just over four minutes left to play on a 20-yard Elway-to-Sammy Winder touchdown pass.

Kosar and the Browns advanced to the Denver 8-yard line with 1:12 remaining when Byner had the ball stripped by Castille, who recovered the fumble at the 3-yard line. Denver took a late safety before time ran out on the Browns.

OFFICIALS:

Referee — Jim Tunney (32); **Umpire** — Ben Montgomery (117); **Line Judge** — Ron Blum (83); **Side Judge** — Bill Quinby (58); **Head Linesman** — Sid Semon (109); **Back Judge** — Roy Clymer (24); **Field Judge** — Dick Dolack (31).

DENVER BRONCOS

OFFENSE		DEFENSE	
WR 84 R. Nattiel	LE 61 A. Townsend	LT 70 D. Studdard	NT 71 G. Kragen
LG 54 K. Bishop	RE 75 R. Jones	C 62 M. Freeman	LOLB 73 S. Fletcher
RG 79 S. Humphries	LILB 77 K. Mecklenburg	RT 76 K. Lanier	RILB 98 R. Hunley
TE 88 C. Kay	ROLB 50 J. Ryan	WR 80 M. Jackson	LCB 36 M. Hayes
QB 7 J. Elway	FS 22 T. Lilly	HB 23 S. Winder	SS 49 D. Smith
FB 33 G. Lang	RCB 45 S. Wilson		

BRONCOS SUBSTITUTIONS: P 2 M. Horan, K 3 R. Karlis, QB 8 G. Kubiak, RB 24 T. Boddie, DB 27 K. Clark, CB 28 J. Castille, RB 30 S. Sewell, CB 34 T. Braxton, RB 35 K. Bell, DB 38 B. Plummer, RB 46 B. Micho, S 48 R. Robbins, LB 55 R. Dennison, LB 56 M. Brooks, LB 59 T. Lucas, DE 65 W. Bowyer, C 72 K. Kartz, WR 81 S. Watson, TE 89 O. Mobley, DE 90 F. Gilbert, 95 DE S. Bryan, LB 97 B. Klosterman. **DID NOT PLAY:** C 68 L. Lee.

CLEVELAND BROWNS

OFFENSE		DEFENSE	
WR 88 R. Langhorne	LE 91 S. Clancy	LT 74 P. Farren	NT 72 D. Puzzouli
LG 73 G. Rakoczy	RE 78 C. Hairston	C 61 M. Baab	LOLB 50 L. Sanford
RG 69 D. Fike	LILB 51 E. Johnson	RT 63 C. Risien	RILB 59 M. Johnson
TE 82 O. Newsome	ROLB 57 C. Matthews	WR 84 W. Slaughter	LCB 31 F. Minnifield
QB 19 B. Kosar	CSB 29 H. Dixon	RB 81 D. Tennell	RCB 24 R. Ellis
FB 34 K. Mack	FS 22 F. Wright		

BROWNS SUBSTITUTIONS: K 9 M. Bahr, QB 10 M. Pagel, P 11 L. Johnson, CB 23 M. Harper, RB 28 H. Fontenot, DB 36 S. Braggs, S 37 C. Rockins, FB 42 T. Manoa, RB 44 E. Byner, CB 48 D. Hoggard, LB 52 N. Miller, LB 53 A. Griggs, LB 56 D. Grayson, DE 60 A. Baker, C 64 F. Winters, OL 65 D. Haley, G 70 L. Williams, WR 85 C. Weathers, WR 86 B. Brennan, WR 89 G. McNeil, DE 96 R. Camp, DE 99 D. Sims. **DID NOT PLAY:** 18 G. Danielson.

		1	2	3	4	OT	TOTAL	FIELD GOALS (made () & missed)	
VISITOR	Cleveland Browns	0	3	21	9	—	33	M. Bahr	(24) 45WR
HOME	Denver Broncos	14	7	10	7	—	38	R. Karlis	50WL (38)

Team	Qtr	Clock Time	PLAY DESCRIPTION (Extra Point) (Drive Info)	SCORE	
				Visitor	Home
BRONCOS	1	3:38	R. Nattiel 8 yd. pass from J. Elway (R. Karlis, kick) (4-18, 2:05)	0	7
BRONCOS	1	11:06	S. Sewell 1 yd. run (R. Karlis, kick) (8-60, 3:47)	0	14
BROWNS	2	1:41	M. Bahr 24 yd. Field Goal (13-64, 5:35)	3	14
BRONCOS	2	6:59	G. Lang 1 yd. run (R. Karlis, kick) (11-80, 5:18)	3	21
BROWNS	3	3:44	R. Langhorne 18 yd. pass from B. Kosar (M. Bahr, kick) (3-35, 1:30)	10	21
BRONCOS	3	5:03	M. Jackson 80 yd. pass from J. Elway (R. Karlis, kick) (3-80, 1:19)	10	28
BROWNS	3	8:10	E. Byner 32 yd. pass from B. Kosar (M. Bahr, kick) (5-80, 3:07)	17	28
BROWNS	3	11:15	E. Byner 4 yd. run (M. Bahr, kick) (4-42, 1:58)	24	28
BRONCOS	3	14:50	R. Karlis 38 yd. Field Goal (9-59, 3:35)	24	31
BROWNS	4	4:12	W. Slaughter 4 yd. pass from B. Kosar (M. Bahr, kick) (9-86, 4:22)	31	31
BRONCOS	4	10:59	S. Winder 20 yd. pass from J. Elway (R. Karlis, kick) (5-75, 1:13)	31	38
BROWNS	4	14:52	Safety—M. Horan runs out of end zone (Minnifield)	33	38

FINAL INDIVIDUAL STATISTICS

Cleveland Browns										Denver Broncos													
RUSHING	ATT	YDS	AVG	LG	TD	RUSHING	ATT	YDS	AVG	LG	TD	RUSHING	ATT	YDS	AVG	LG	TD						
E. Byner	15	67	4.5	16	1	S. Winder	20	72	3.6	10	0	G. Lang	5	51	10.2	42	1						
K. Mack	12	61	5.1	14	0	J. Elway	11	36	3.3	11	0	T. Boddie	1	8	8.0	8	0						
						S. Sewell	1	1	1.0	1	1	S. Sewell	1	1	1.0	1	1						
						M. Horan	1	-12	-12.0	-12	0	M. Horan	1	-12	-12.0	-12	0						
TOTAL	27	128	4.7	16	1	TOTAL	39	156	4.0	42	2	TOTAL	39	156	4.0	42	2						
PASSING	ATT	CMP	YDS	TKO/	TD	LG	IN	Rtg.	PASSING	ATT	CMP	YDS	TKO/	TD	LG	IN	Rtg.						
B. Kosar	41	26	356	2/20	3	53	1	105.3	J. Elway	26	14	281	2/25	3	80	1	114.4						
TOTAL	41	26	356	2/20	3	53	1	105.3	TOTAL	26	14	281	2/25	3	80	1	114.4						
PASS RECEIVING	NO	YDS	AVG	LG	TD	PASS RECEIVING	NO	YDS	AVG	LG	TD	PASS RECEIVING	NO	YDS	AVG	LG	TD						
E. Byner	7	120	17.1	53	1	R. Nattiel	5	95	19.0	26	1	R. Nattiel	5	95	19.0	26	1						
W. Slaughter	4	53	13.3	24	1	M. Jackson	4	134	33.5	80	1	M. Jackson	4	134	33.5	80	1						
B. Brennan	4	48	12.0	19	0	S. Winder	3	34	11.3	20	1	S. Winder	3	34	11.3	20	1						
K. Mack	4	28	7.0	9	0	S. Sewell	1	10	10.0	10	0	S. Sewell	1	10	10.0	10	0						
O. Newsome	3	35	11.7	25	0	O. Mobley	1	8	8.0	8	0	O. Mobley	1	8	8.0	8	0						
R. Langhorne	2	48	24.0	30	1																		
C. Weathers	1	19	19.0	19	0																		
D. Tennell	1	5	5.0	5	0																		
TOTAL	26	356	13.7	53	3	TOTAL	14	281	20.1	80	3	TOTAL	14	281	20.1	80	3						
INTERCEPTIONS	NO	YDS	AVG	LG	TD	INTERCEPTIONS	NO	YDS	AVG	LG	TD	INTERCEPTIONS	NO	YDS	AVG	LG	TD						
F. Wright	1	13	13.0	13	0	F. Gilbert	1	0	0.0	0	0	F. Gilbert	1	0	0.0	0	0						
TOTAL	1	13	13.0	13	0	TOTAL	1	0	0.0	0	0	TOTAL	1	0	0.0	0	0						
PUNTING	NO	YDS	AVG	NET	TB	IN20	LG	PUNTING	NO	YDS	AVG	NET	TB	IN20	LG	PUNTING	NO	YDS	AVG	NET	TB	IN20	LG
L. Johnson	2	96	48.0	41.5	0	0	59	M. Horan	2	83	41.5	29.5	0	0	44	M. Horan	2	83	41.5	29.5	0	0	44
								J. Elway	1	18	18.0	18.0	0	0	18	J. Elway	1	18	18.0	18.0	0	0	18
TOTAL	2	96	48.0	41.5	0	0	59	TOTAL	3	101	33.7	25.7	0	0	44	TOTAL	3	101	33.7	25.7	0	0	44
PUNT RETURNS	NO	YDS	AVG	FC	LG	TD	PUNT RETURNS	NO	YDS	AVG	FC	LG	TD	PUNT RETURNS	NO	YDS	AVG	FC	LG	TD			
G. McNeil	2	24	12.0	0	17	0	K. Clark	2	13	6.5	0	10	0	K. Clark	2	13	6.5	0	10	0			
(DOWNED)	1	0	0.0	0	0	0																	
RETURNS	2	24	12.0	0	17	0	RETURNS	2	13	6.5	0	10	0	RETURNS	2	13	6.5	0	10	0			
KICKOFF RETURNS	NO	YDS	AVG	FC	LG	TD	KICKOFF RETURNS	NO	YDS	AVG	FC	LG	TD	KICKOFF RETURNS	NO	YDS	AVG	FC	LG	TD			
G. McNeil	5	94	18.8	0	28	0	K. Bell	3	43	14.3	0	23	0	K. Bell	3	43	14.3	0	23	0			
RETURNS	5	94	18.8	0	28	0	RETURNS	3	43	14.3	0	23	0	RETURNS	3	43	14.3	0	23	0			

Cleveland Browns										Denver Broncos														
FUMBLES		Fum	Lost	Rec.	Yds	TD	FF	Rec.	Yds	TD	Bnds	FUMBLES		Fum	Lost	Rec.	Yds	TD	FF	Rec.	Yds	TD	Bnds	
K. Mack	1	1	0	0	0	0	0	0	0	0	0	S. Wilson	0	0	0	0	0	0	1	0	0	0	0	0
B. Brennan	1	1	0	0	0	0	0	0	0	0	0	J. Elway	1	1	0	-2	0	0	0	0	0	0	0	0
E. Byner	1	1	0	0	0	0	0	0	0	0	0	R. Robbins	0	0	0	0	0	0	1	0	0	0	0	0
												K. Bell	1	0	0	0	0	0	0	0	0	0	0	1
												J. Castille	0	0	0	0	0	1	1	0	0	0	0	0
												T. Lilly	0	0	0	0	0	1	0	0	0	0	0	0
TOTAL	3	3	0	0	0	0	0	0	0	0	0	TOTAL	2	1	0	-2	0	2	3	0	0	0	1	

FINAL TEAM STATISTICS

BROWNS										BRONCOS											
TOTAL FIRST DOWNS	25					24					PUNTS Number and Average	2-48.0					3-33.7				
By Rushing	8					10					Had Blocked	0					0				
By Passing	15					11					FGs - PATs Had Blocked	0-0					0-0				
By Penalty	2					3					TOTAL RETURN YARDAGE (Not Including Kickoffs)	37					13				
THIRD DOWN EFFICIENCY	8-14-57%					7-14-50%					No. and Yards Punt Returns	2-24					2-13				
FOURTH DOWN EFFICIENCY	1-1-100%					0-1-0%					No. and Yards Kickoff Returns	5-94					3-43				
TOTAL NET YARDS	464					412					No. and Yards Interception Returns	1-13					1-0				
Total Offensive Plays (inc. times thrown passing)	70					67					PENALTIES Number and Yards	7-59					7-44				
Average gain per offensive play	6.6					6.1					FUMBLES Number and Lost	3-3					2-1				
NET YARDS RUSHING	128					156					TOUCHDOWNS	4					5				
Total Rushing Plays	27					39					Rushing	1					2				
Average gain per rushing play	4.7					4.0					Passing	3					3				
NET YARDS PASSING	336					256					EXTRA POINTS Made-Attempts	4-4					5-5				
Times thrown - yards lost attempting to pass	2-20					2-25					FIELD GOALS Made-Attempts	1-2					1-2				
Gross yards passing	356					281					SAFETIES	3					3				
PASS ATTEMPTS-COMPLETIONS-HAD INTERCEPTED	41-26-1					26-14-1					FINAL SCORE	33					38				
Average gain per pass play (inc. # thrown passing)	7.8					9.1					TIME OF POSSESSION	31:37					28:23				

BRONCOS DEFENSIVE STATISTICS

(based on unofficial press box statistics)																	
PLAYER	UT	A	TT	S-YDS	I-YDS	PD	FF	FR	PLAYER	UT	A	TT	S-YDS	I-YDS	PD	FF	FR
T. Lilly	10	1	11	0-0	0-0	1	1	0	T. Boddie	3	0	3	0-0	0-0	0	0	0
J. Ryan	4	4	8	0-0	0-0	0	0	0	R. Dennison	3	0	3	0-0	0-0	0	0	0
R. Hunley	5	1	6	0-0	0-0	0	0	0	J. Castille	2	0	2	0-0	0-0	0	1	1
S. Fletcher	5	0	5	1-9	0-0	1	0	0	R. Robbins	2	0	2	0-0	0-0	0	0	1
A. Townsend	3	2	5	0-0	0-0	1	0	0	R. Jones	2	0	2	1-11	0-0	0	0	0
M. Haynes	4	0	4	0-0	0-0	2	0	0	F. Gilbert	1	0	1	0-0	1-0	0	0	0
K. Mecklenburg	3	1	4	0-0	0-0	0	0	0	S. Wilson	1	0	1	0-0	0-0	0	0	1
TEAM TOTALS	54	11	65	2-20	1-0	6	2	3	TEAM TOTALS	54	11	65	2-20	1-0	6	2	3



Denver 34, Houston 10

Sunday, Jan. 10, 1988 • 2 p.m. MST • Mile High Stadium • Denver

WEATHER: Mostly Sunny, 45°, Wind E 6 mph • **ATTENDANCE:** 75,968 • **TIME:** 3:07

1987 AFC Divisional Playoff Game

The Denver Broncos advanced to the AFC Championship Game after beating the Houston Oilers 34-10 in front of 75,968 fans at Mile High Stadium. Denver's 24-point win was the largest margin of victory ever for the club in postseason play.

The Broncos were led on defense by Mark Haynes and Karl Mecklenburg, who both picked up key interceptions. Offensively, the club was led by quarterback John Elway (14-of-25 for 259 yards with two touchdowns) and wide receivers Vance Johnson (4 catches for 105 yards) and Clarence Kay (3 catches for 57 yards with two touchdowns).

Punter Mike Horan put the Oilers in a hole after the Broncos' first drive stalled, sending a punt to the Houston 5-yard line, where two plays later, a lateral pass from Warren Moon to Mike Rozier was fumbled. Steve Wilson recovered for Denver on the 1-yard line, and two plays later running back Gene Lang scored to give the Broncos an early 7-0 lead.

Houston's next drive reached the Broncos' 20-yard line before Mecklenburg intercepted a pass and returned it to the Denver 28. Elway hit Kay for 29 yards to move into Houston territory, and five plays later the same connection was made for a 27-yard touchdown pass that gave the Broncos a 14-0 lead.

Both teams added field goals on their first drive of the second quarter to make the score 17-3 in Denver's favor.

After the Houston field goal, Elway threw a 55-yard pass to Johnson, moving the ball to the Oilers' 11. Five plays later, Elway found Kay again for a touchdown on a 1-yard pass to increase the lead to 24-3 with less than two minutes left in the half.

Denver's first possession of the third quarter resulted in a Rich Karlis field goal that gave the club a 27-3 lead. Houston then took 10 plays to reach the Denver 7, but Haynes picked off a Moon pass in the end zone and returned it 57 yards to halt the scoring threat.

Houston's next drive reached the Broncos' 11, but a pass on fourth down fell incomplete. The Oilers got the ball back three plays later when Patrick Allen intercepted an Elway pass, and that led to a 19-yard touchdown pass from Moon to Ernest Givins, cutting Denver's lead to 27-10 at 6:38 of the final period.

The Broncos' Kevin Clark recovered the onside kick that followed, and Denver moved 52 yards on seven plays to score the final points of the game on a 3-yard run by Elway.

OFFICIALS:

Referee — Jerry Markbreit (9); **Umpire** — Ed Fiffick (57); **Line Judge** — Ray Dodez (74); **Side Judge** — Larry Nemmers (20); **Head Linesman** — Ed Marion (26); **Back Judge** — Al Jury (106); **Field Judge** — Ron Spittler (119).

DENVER BRONCOS

OFFENSE		DEFENSE	
WR 82	V. Johnson	LE 61	A. Townsend
LT 70	D. Studdard	NT 71	G. Kragen
LG 54	K. Bishop	RE 75	R. Jones
C 62	M. Freeman	LOLB 73	S. Fletcher
RG 79	S. Humphries	LILB 77	K. Mecklenburg
RT 76	K. Lanier	RILB 98	R. Hunley
TE 88	C. Kay	ROLB 50	J. Ryan
WR 80	M. Jackson	LCB 36	M. Haynes
QB 7	J. Elway	FS 22	T. Lilly
RB 30	S. Sewell	SS 31	M. Harden
FB 89	O. Mobley	RCB 45	S. Wilson

BRONCOS SUBSTITUTIONS: P 2 M. Horan, K 3 R. Karlis, QB 8 G. Kubiak, RB 23 S. Winder, RB 24 T. Boddie, DB 27 K. Clark, CB 28 J. Castille, RB 33 G. Lang, CB 34 T. Braxton, RB 35 K. Bell, DB 38 B. Plummer, RB 46 B. Micho, LB 55 R. Dennison, LB 56 M. Brooks, LB 59 T. Lucas, DE 65 W. Bowyer, C 68 L. Lee, C 72 K. Kartz, WR 81 S. Watson, WR 84 R. Nattiel, TE 86 M. Andrews, DE 90 F. Gilbert, LB 97 B. Klosterman.

HOUSTON OILERS

OFFENSE		DEFENSE	
WR 85	D. Hill	LE 79	R. Childress
LT 77	B. Davis	NT 99	D. Smith
LG 63	M. Munchak	RE 71	R. Byrd
C 52	J. Pennison	LLB 93	R. Lyles
RG 74	B. Matthews	LILB 59	J. Grimsley
RT 70	D. Steinkuhler	RILB 54	A. Smith
TE 87	J. Williams	RLB 91	J. Meads
WR 81	E. Givins	LCB 24	S. Brown
QB 1	W. Moon	RCB 29	P. Allen
RB 30	M. Rozier	SS 25	K. Bostic
FB 32	A. Highsmith	FS 31	J. Donaldson

OILERS SUBSTITUTIONS: K 7 T. Zendejas, P 8 J. Gossett, RB 20 A. Pinkett, S 21 B. Eason, S 22 K. Johnson, S 36 C. Birdsong, FB 35 R. Wallace, S 38 D. Bryant, 45 I. Valentine, C 50 B. Kidd, LB 51 E. Fairs, LB 53 E. Seale, LB 57 W. Johnson, G 72 K. Hill, DE 75 J. Baker, WR 80 C. Duncan, WR 82 W. Drewery, WR 84 H. Jeffries, TE 89 J. Parks, DT 94 C. Martin, DE 95 W. Fuller. **DID NOT PLAY:** QB 10 B. Pease, G/T 69 D. Williams.

		1	2	3	4	OT	TOTAL	FIELD GOALS (made () & missed)	
VISITOR	Houston Oilers	0	3	0	7	—	10	T. Zendejas (46)	
HOME	Denver Broncos	14	10	3	7	—	34	R. Karlis (43) (23)	

Team	Qtr	Clock Time	PLAY DESCRIPTION (Extra Point) (Drive Info)	SCORE	
				Visitor	Home
BRONCOS	1	6:19	G. Lang 1 yd. run (R. Karlis, kick) (2-1, 0:39)	0	7
BRONCOS	1	13:34	C. Kay 27 yd. pass from J. Elway (R. Karlis, kick) (6-72, 2:55)	0	14
BRONCOS	2	3:20	R. Karlis 43 yd. Field Goal (7-14, 3:09)	0	17
OILERS	2	9:03	T. Zendejas 46 yd. Field Goal (12-54, 5:43)	3	17
BRONCOS	2	13:08	C. Kay 1 yd. pass from J. Elway (R. Karlis, kick) (9-80, 4:05)	3	24
BRONCOS	3	2:29	R. Karlis 23 yd. Field Goal (5-51, 1:25)	3	27
OILERS	4	6:38	E. Givins 19 yd. pass from W. Moon (T. Zendejas, kick) (3-48, 1:14)	10	27
BRONCOS	4	10:33	J. Elway 3 yd. run (R. Karlis, kick) (7-52, 3:55)	10	34

FINAL INDIVIDUAL STATISTICS

Houston Oilers										Denver Broncos																															
RUSHING																																									
ATT	YDS	AVG	LG	TD	ATT	YDS	AVG	LG	TD	ATT	YDS	AVG	LG	TD	ATT	YDS	AVG	LG	TD																						
M. Rozier	9	25	3.1	8	0	S. Winder	13	46	3.5	8	0	S. Sewell	5	9	1.8	5	0	J. Elway	4	8	2.0	4	1	K. Bell	2	7	3.5	5	0	G. Kubiak	2	-3	-1.5	-1	0	G. Lang	3	-6	-2.0	1	1
A. Pinkett	6	20	3.3	8	0	S. Sewell	5	9	1.8	5	0	J. Elway	4	8	2.0	4	1	K. Bell	2	7	3.5	5	0	G. Kubiak	2	-3	-1.5	-1	0	G. Lang	3	-6	-2.0	1	1						
W. Moon	5	15	3.0	7	0	J. Elway	4	8	2.0	4	1	K. Bell	2	7	3.5	5	0	G. Kubiak	2	-3	-1.5	-1	0	G. Lang	3	-6	-2.0	1	1												
A. Highsmith	5	13	2.6	11	0	K. Bell	2	7	3.5	5	0	G. Kubiak	2	-3	-1.5	-1	0	G. Lang	3	-6	-2.0	1	1																		
E. Givins	1	0	0.0	0	0	G. Kubiak	2	-3	-1.5	-1	0	G. Lang	3	-6	-2.0	1	1																								
TOTAL	26	73	2.8	11	0	TOTAL	29	61	2.1	8	2																														
PASSING																																									
ATT	CMP	YDS	TD	LG	IN	Rtg.	ATT	CMP	YDS	TD	LG	IN	Rtg.	ATT	CMP	YDS	TD	LG	IN	Rtg.																					
W. Moon	43	24	264	0/0	1	24	2	62.5	J. Elway	25	14	259	1/4	2	55	1	101.9																								
TOTAL	43	24	264	0/0	1	24	2	62.5	TOTAL	25	14	259	1/4	2	55	1	101.9																								
PASS RECEIVING																																									
NO	YDS	AVG	LG	TD	NO	YDS	AVG	LG	TD	NO	YDS	AVG	LG	TD																											
E. Givins	6	84	14.0	19	1	V. Johnson	4	105	26.3	55	0	C. Kay	3	57	19.0	29	2																								
D. Hill	5	93	18.6	24	0	C. Kay	3	57	19.0	29	2	S. Sewell	3	41	13.7	25	0																								
C. Duncan	4	32	8.0	13	0	S. Sewell	3	41	13.7	25	0	G. Lang	1	25	25.0	25	0																								
A. Highsmith	4	20	5.0	16	0	G. Lang	1	25	25.0	25	0	T. Boddie	1	15	15.0	15	0																								
W. Drewrey	2	17	8.5	9	0	T. Boddie	1	15	15.0	15	0	O. Mobley	1	9	9.0	9	0																								
J. Williams	1	7	7.0	7	0	O. Mobley	1	9	9.0	9	0	R. Nattiel	1	7	7.0	7	0																								
M. Rozier	1	6	6.0	6	0	R. Nattiel	1	7	7.0	7	0																														
A. Pinkett	1	5	5.0	5	0																																				
TOTAL	24	264	11.0	24	1	TOTAL	14	259	18.5	55	2																														
INTERCEPTIONS																																									
NO	YDS	AVG	LG	TD	NO	YDS	AVG	LG	TD																																
P. Allen	1	2	2.0	2	0	K. Mecklenburg	1	18	18.0	18	0	M. Haynes	1	57	57.0	57	0																								
TOTAL	1	2	2.0	2	0	TOTAL	2	75	37.5	57	0																														
PUNTING																																									
NO	YDS	AVG	NET	TB	IN20	LG	NO	YDS	AVG	NET	TB	IN20	LG																												
J. Gossett	3	134	44.7	39.7	0	1	57	M. Horan	2	92	46.0	46.0	1	1	49																										
TOTAL	3	134	44.7	39.7	0	1	57	TOTAL	2	92	46.0	46.0	1	1	49																										
PUNT RETURNS																																									
NO	YDS	AVG	FC	LG	TD	NO	YDS	AVG	FC	LG	TD																														
(DOWNED)	2	0	0.0	0	—	0	G. Clark	2	15	7.5	1	12	0																												
RETURNS	0	0	0.0	0	—	0	RETURNS	2	15	7.5	1	12	0																												
KICKOFF RETURNS																																									
NO	YDS	AVG	FC	LG	TD	NO	YDS	AVG	FC	LG	TD																														
A. Pinkett	3	62	20.7	0	21	0	K. Bell	1	28	28.0	0	28	0	K. Clark	1	0	0.0	0	0	0																					
RETURNS	3	62	20.7	0	21	0	RETURNS	2	28	14.0	0	28	0																												
Houston Oilers																																									
Fumbles	Own	Opp.	Out	Fumbles	Own	Opp.	Out																																		
W. Moon	1	1	0	0	0	0	0	0	0	0	0	0	0	S. Wilson	0	0	0	0	0	0	0	0	0	0	0	0	0														
E. Givins	1	0	1	-5	0	0	0	0	0	0	0	0	0	TOTAL	0	0	0	0	0	1	0	0	0	0	0	0															
TOTAL	2	1	-5	0	0	0	0	0	0	0	0	0	0																												

FINAL TEAM STATISTICS

OILERS										BRONCOS									
TOTAL FIRST DOWNS																			
By Rushing										By Rushing									
By Passing										By Passing									
By Penalty										By Penalty									
THIRD DOWN EFFICIENCY										THIRD DOWN EFFICIENCY									
FOURTH DOWN EFFICIENCY										FOURTH DOWN EFFICIENCY									
TOTAL NET YARDS										TOTAL NET YARDS									
Total Offensive Plays (inc. times thrown passing)										Total Offensive Plays (inc. times thrown passing)									
Average gain per offensive play										Average gain per offensive play									
NET YARDS RUSHING										NET YARDS RUSHING									
Total Rushing Plays										Total Rushing Plays									
Average gain per rushing play										Average gain per rushing play									
NET YARDS PASSING										NET YARDS PASSING									
Times thrown - yards lost attempting to pass										Times thrown - yards lost attempting to pass									
Gross yards passing										Gross yards passing									
PASS ATTEMPTS-COMPLETIONS-HAD INTERCEPTED										PASS ATTEMPTS-COMPLETIONS-HAD INTERCEPTED									
Average gain per pass play (inc. # thrown passing)										Average gain per pass play (inc. # thrown passing)									
PUNTS Number and Average										PUNTS Number and Average									
Had Blocked										Had Blocked									
FGs - PATS Had Blocked										FGs - PATS Had Blocked									
TOTAL RETURN YARDAGE (Not Including Kickoffs)										TOTAL RETURN YARDAGE (Not Including Kickoffs)									
No. and Yards Punt Returns										No. and Yards Punt Returns									
No. and Yards Kickoff Returns										No. and Yards Kickoff Returns									
No. and Yards Interception Returns										No. and Yards Interception Returns									
PENALTIES Number and Yards										PENALTIES Number and Yards									
FUMBLES Number and Lost										FUMBLES Number and Lost									
TOUCHDOWNS										TOUCHDOWNS									
Rushing										Rushing									
Passing										Passing									
Returns										Returns									
EXTRA POINTS Made-Attempts										EXTRA POINTS Made-Attempts									
FIELD GOALS Made-Attempts										FIELD GOALS Made-Attempts									
SAFETIES										SAFETIES									
FINAL SCORE										FINAL SCORE									
TIME OF POSSESSION										TIME OF POSSESSION									

BRONCOS DEFENSIVE STATISTICS

(based on unofficial press box statistics)

PLAYER	UT	A	TT	OILERS			BRONCOS			PLAYER	UT	A	TT	OILERS			BRONCOS		
				S-YDS	I-YDS	PD	FF	FR	S-YDS					I-YDS	PD	FF	FR		
R. Dennison	6	2	8	0-0	0-0	0	0	0	0	W. Bowyer	2	1	3	0-0	0-0	0	0	0	
M. Haynes	6	0	6	0-0	1-57	2	0	0	M. Brooks	2	1	3	0-0	0-0	0	0	0	0	
T. Lilly	5	1	6	0-0	0-0	0	0	0	K. Clark	2	0	2	0-0	0-0	0	0	0	0	
S. Wilson	5	1	6	0-0	0-0	1	0	1	F. Gilbert	2	0	2	0-0	0-0	0	0	0	0	
R. Jones	3	2	5	0-0	0-0	0	0	0	B. Plummer	2	0	2	0-0	0-0	1	0	0	0	
R. Hunley	2	3	5	0-0	0-0	0	0	0	J. Ryan	0	1	1	0-0	0-0	1	0	0	0	
K. Mecklenburg	4	0	4	0-0	1-18	0	0	0	S. Fletcher	0	1	1	0-0	0-0	0	0	0	0	
G. Kragen	3	0	3	0-0	0-0	0	0	0	J. Castille	0	0	0	0-0	0-0	1	0	0	0	
A. Townsend	3	0	3	0-0	0-0	0	0	0	TEAM TOTALS	47	13	60	0-0	2-75	6	0	1	0	



N.Y. Giants 39, Denver 20

Sunday, Jan. 25, 1987 • 3:13 p.m. PST • Rose Bowl • Pasadena, Calif.

WEATHER: Sunny, 76°, Wind W 2-5 mph • ATTENDANCE: 101,063 • TIME: 3:25

Super Bowl XXI



The New York Giants broke open a close game with 24 unanswered points to begin the second half, capturing a 39-20 win over the Denver Broncos in Super Bowl XXI at the Rose Bowl in front of 101,063 fans.

The Broncos drove to the Giants' 31-yard line on their opening drive and took a 3-0 lead when Rich Karlis booted a Super Bowl record-tying 48-yard field goal. New York answered with a 78-yard scoring drive that culminated with a 6-yard touchdown pass from Phil Simms to Zeke Mowatt.

Late in the first quarter, Elway scored the Broncos' first touchdown from four yards out on a quarterback draw to give them a 10-7 lead. On the third play of their next drive, Elway threw a 54-yard pass to Vance Johnson that gave the Broncos a first down at the Giants' 28. But Denver failed to capitalize on the play with Karlis missing a 23-yard field goal attempt.

Denver's defense stifled the Giants' next drive at the New York 47, and after a punt, the Broncos got the ball back on their own 15. Controversy entered the game when on second-and-12, Elway threw an apparent completion for a first down to Clarence Kay. The pass was ruled incomplete, a call that was upheld after review of the television replay.

On the next play, Giants defensive end George Martin sacked Elway in the end zone for a safety to pull New York within a point of Denver at 10-9. Another missed field goal, a 34-yard attempt, by the Broncos with 13 seconds left in the first half sent the club into halftime with a narrow 1-point lead.

New York scored on all three of its third-quarter drives, taking a 26-10 lead after outgaining Denver 163 yards to 2 in the period. The Giants extended their lead to 33-10 in the fourth quarter when Phil McConkey caught a deflected pass in the end zone for Simms' third touchdown pass of the day.

Denver got the ball back at its own 16, and Elway moved the squad deep into New York territory to set up Karlis' 28-yard field goal that made the score 33-13. The Giants took only five plays to cover 46 yards for their next touchdown, a 2-yard run by Ottis Anderson that increased their lead to 39-13.

Elway drove the Broncos down the field again and found Johnson for a 47-yard touchdown pass for the game's final points at 12:54 of the fourth quarter.

OFFICIALS:

Referee — Jerry Markbreit (9); **Umpire** — Bob Boylston (101); **Line Judge** — Bob Beeks (59); **Side Judge** — Gil Mace (90); **Head Linesman** — Terry Gierke (72); **Back Judge** — Jim Poole (92); **Field Judge** — Pat Mallette (82).

DENVER BRONCOS

OFFENSE		DEFENSE	
WR 82	V. Johnson	LE 61	A. Townsend
LT 70	D. Studdard	NT 71	G. Kragen
LG 54	K. Bishop	RE 75	R. Jones
C 64	B. Bryan	LOLB 50	J. Ryan
RG 63	M. Cooper	LILB 77	K. Mecklenburg
RT 76	K. Lanier	RILB 98	R. Hunley
TE 88	C. Kay	ROLB 57	T. Jackson
WR 81	S. Watson	LCB 20	L. Wright
QB 7	J. Elway	RCB 31	M. Harden
RB 23	S. Winder	SS 49	D. Smith
RB 47	G. Willhite	FS 43	S. Foley

BRONCOS SUBSTITUTIONS: P 2 M. Horan, K 3 R. Karlis, QB 8 G. Kubiak, S 22 T. Lilly, RB 30 S. Sewell, RB 33 G. Lang, RB 35 K. Bell, S 36 M. Haynes, CB 45 S. Wilson, DB 48 R. Robbins, LB 52 K. Woodard, LB 55 R. Dennison, LB 59 D. Comeaux, G 62 M. Freeman, NT 69 T. Colorito, DE 73 S. Fletcher, T 74 D. Remsberg, WR 80 M. Jackson, WR 84 C. Sampson, TE 85 J. Hackett, RB 87 B. Micho, TE 89 O. Mobley, DE 90 F. Gilbert.

NEW YORK GIANTS

OFFENSE		DEFENSE	
WR 86	L. Manuel	LE 75	G. Martin
LT 60	B. Benson	NT 64	J. Burt
LG 67	B. Ard	RE 70	L. Marshall
C 65	B. Oates	LOLB 58	C. Banks
RG 61	C. Godfrey	LILB 55	G. Reasons
RT 63	K. Nelson	RILB 53	H. Carson
TE 89	M. Bavaro	ROLB 56	L. Taylor
WR 81	S. Robinson	LCB 34	E. Patterson
QB 11	P. Simms	RCB 23	P. Williams
RB 20	J. Morris	SS 48	K. Hill
RB 44	M. Carthon	FS 27	H. Welch

GIANTS SUBSTITUTIONS: K 2 R. Allegre, P 5 S. Landeta, QB 17 J. Rutledge, RB 22 L. Rouson, RB 24 O. Anderson, CB 25 M. Collins, S 28 T. Flynn, RB 30 T. Galbreath, S 46 G. Lasker, LB 51 R. Jones, LB 52 P. Johnson, LB 54 A. Headen, LB 57 B. Hunt, C 59 B. Johnston, T 66 W. Roberts, G 68 D. Johnson, DT 74 E. Howard, DE 77 E. Dorsey, DT 78 J. Sally, WR 80 P. McConkey, TE 84 Z. Mowatt, WR 87 S. Miller, WR 88 B. Johnson.

		1	2	3	4	OT	TOTAL	FIELD GOALS (made () & missed)	
VISITOR	Denver Broncos	10	0	0	10	—	20	R. Karlis	(48) 23WR 34WR (28)
HOME	New York Giants	7	2	17	13	—	39	R. Allegre	(21)

Team	Qtr	Clock Time	PLAY DESCRIPTION (Extra Point) (Drive Info)	SCORE	
				Visitor	Home
BRONCOS	1	4:09	R. Karlis 48 yd. Field Goal (8-45, 4:09)	3	0
GIANTS	1	9:33	Z. Mowatt 6 yd. pass from P. Simms (R. Allegre, kick) (9-78, 5:24)	3	7
BRONCOS	1	12:54	J. Elway 4 yd. run (R. Karlis, kick) (6-58, 3:21)	10	7
GIANTS	2	12:14	Safety—J. Elway sacked by G. Martin in end zone (3 (-)-15, 0:47)	10	9
GIANTS	3	4:52	M. Bavaro 13 yd. pass from P. Simms (R. Allegre, kick) (8-63, 4:52)	10	16
GIANTS	3	11:06	R. Allegre 21 yd. Field Goal (9-32, 5:07)	10	19
GIANTS	3	14:36	J. Morris 1 yd. run (R. Allegre, kick) (5-68, 2:14)	10	26
GIANTS	4	4:04	P. McConkey 6 yd. pass from P. Simms (R. Allegre, kick) (6-52, 3:50)	10	33
BRONCOS	4	8:59	R. Karlis 28 yd. Field Goal (13-73, 4:55)	13	33
GIANTS	4	10:42	O. Anderson 2 yd. run (kick wide) (5-46, 2:43)	13	39
BRONCOS	4	12:54	V. Johnson 47 yd. pass from J. Elway (R. Karlis, kick) (5-69, 1:12)	20	39

FINAL INDIVIDUAL STATISTICS

Denver Broncos											New York Giants											
RUSHING	ATT	YDS	AVG	LG	TD						RUSHING	ATT	YDS	AVG	LG	TD						
J. Elway	6	27	4.5	10	1						J. Morris	20	67	3.3	11	1						
G. Willhite	4	19	4.8	11	0						P. Simms	3	25	8.3	22	0						
S. Sewell	3	4	1.3	12	0						L. Rouson	3	22	7.3	18	0						
G. Lang	2	2	1.0	4	0						T. Galbreath	4	17	4.3	7	0						
S. Winder	4	0	0.0	3	0						M. Carthon	3	4	1.3	2	0						
											O. Anderson	2	1	0.5	2	1						
											J. Rutledge	3	0	0.0	2	0						
											J. Total	38	136	3.6	22	2						
TOTAL	19	52	2.7	12	1						TOTAL	38	136	3.6	22	2						
PASSING											PASSING											
	ATT	CMP	YDS	TKD/ YD	TD	LG	IN	Rtg.				ATT	CMP	YDS	TKD/ YD	TD	LG	IN	Rtg.			
J. Elway	37	22	304	3/26	1	54	1	83.6			P. Simms	25	22	268	1/5	3	44	0	150.9			
G. Kubiak	4	4	48	1/6	0	23	0	116.7														
TOTAL	41	26	352	4/32	1	54	1	88.7			TOTAL	25	22	268	1/5	3	44	0	150.9			
PASS RECEIVING											PASS RECEIVING											
	NO	YDS	AVG	LG	TD							NO	YDS	AVG	LG	TD						
V. Johnson	5	121	24.2	54	1						M. Bavaro	4	51	12.8	17	1						
G. Willhite	5	39	7.8	11	0						J. Morris	4	20	5.0	12	0						
S. Winder	4	34	8.5	14	0						M. Carthon	4	13	3.3	7	0						
M. Jackson	3	51	17.0	24	0						S. Robinson	3	62	20.7	36	0						
S. Watson	2	54	27.0	31	0						L. Manuel	3	43	14.3	17	0						
C. Sampson	2	20	10.0	11	0						P. McConkey	2	50	25.0	44	1						
O. Mobley	2	17	8.5	11	0						L. Rouson	1	23	23.0	23	0						
S. Sewell	2	12	6.0	7	0						Z. Mowatt	1	6	6.0	6	1						
G. Lang	1	4	4.0	4	0																	
TOTAL	26	352	13.5	54	1						TOTAL	22	268	12.2	44	3						
INTERCEPTIONS											INTERCEPTIONS											
	NO	YDS	AVG	LG	TD							NO	YDS	AVG	LG	TD						
	0	0	0.0	—	0						E. Patterson	1	-7	-7.0	-7	0						
TOTAL	0	0	0.0	—	0						TOTAL	1	-7	-7.0	-7	0						
PUNTING											PUNTING											
	NO	YDS	AVG	NET	TB	IN20	LG					NO	YDS	AVG	NET	TB	IN20	LG				
M. Horan	2	82	41.0	28.5	0	0	42				S. Landeta	3	138	46.0	36.3	1	1	59				
TOTAL	2	82	41.0	28.5	0	0	42				TOTAL	3	138	46.0	36.3	1	1	59				
PUNT RETURNS											PUNT RETURNS											
	NO	YDS	AVG	FC	LG	TD						NO	YDS	AVG	FC	LG	TD					
G. Willhite	1	9	9.0	1	9	0					P. McConkey	1	25	25.0	1	25	0					
(TOUCHBACK)	1	0	0.0	0	—	0																
RETURNS	1	9	9.0	1	9	0					RETURNS	1	25	25.0	1	25	0					
KICKOFF RETURNS											KICKOFF RETURNS											
	NO	YDS	AVG	FC	LG	TD						NO	YDS	AVG	FC	LG	TD					
K. Bell	3	48	16.0	0	28	0					L. Rouson	3	56	18.7	0	22	0					
G. Lang	2	36	18.0	0	23	0					T. Flynn	1	-3	-3.0	0	0	0					
RETURNS	5	84	16.8	0	28	0					RETURNS	4	53	13.3	0	22	0					
Denver Broncos											New York Giants											
	Fum	Lost	Own	Yds	TD	Opp.	Yds	TD	Bnds	Out		Fumbles	Fum	Lost	Own	Yds	TD	Opp.	Yds	TD	Bnds	Out
J. Elway	1	0	1	0	0	0	0	0	0	0	L. Marshall	0	0	0	0	0	1	0	0	0	0	0
K. Bell	1	0	0	0	0	0	0	0	0	0	P. Johnson	0	0	0	0	0	1	0	0	0	0	0
J. Hackett	0	0	1	0	0	0	0	0	0	0							2	0	0	0	0	0
TOTAL	2	0	2	0	0	0	0	0	0	0	TOTAL	0	0	0	0	0	2	0	0	0	0	0

FINAL TEAM STATISTICS

	BRONCOS	GIANTS		BRONCOS	GIANTS
TOTAL FIRST DOWNS	23	24	PUNTS Number and Average	2-41	3-46
By Rushing	5	10	Had Blocked	0	0
By Passing	16	13	FGs – PATs Had Blocked	0-0	0
By Penalty	2	1	TOTAL RETURN YARDAGE (Not Including Kickoffs)	9	18
THIRD DOWN EFFICIENCY	7-14-50%	6-12-50%	No. and Yards Punt Returns	1-9	1-25
FOURTH DOWN EFFICIENCY	0-0-0%	1-2-50%	No. and Yards Kickoff Returns	5-84	4-53
TOTAL NET YARDS	372	399	No. and Yards Interception Returns	0-0	1-(-7)
Total Offensive Plays (inc. times thrown passing)	64	64	PENALTIES Number and Yards	4-28	6-48
Average gain per offensive play	5.8	6.2	FUMBLES Number and Lost	2-0	6-48
NET YARDS RUSHING	52	136	TOUCHDOWNS	2	5
Total Rushing Plays	19	38	Rushing	1	2
Average gain per rushing play	2.7	3.6	Passing	1	0
NET YARDS PASSING	320	263	Returns	0	0
Times thrown – yards lost attempting to pass	4-32	1-5	EXTRA POINTS Made-Attempts	2-2	4-5
Gross yards passing	352	268	FIELD GOALS Made-Attempts	2-4	1-1
PASS ATTEMPTS-COMPLETIONS-HAD INTERCEPTED	41-26-1	25-22-0	SAFETIES	1	0
Average gain per pass play (inc. # thrown passing)	7.1	10.1	FINAL SCORE	20	39
			TIME OF POSSESSION	25:21	34:39

BRONCOS DEFENSIVE STATISTICS

(based on unofficial press box statistics)

PLAYER	UT	A	TT	S-YDS	I-YDS	PD	FF	FR	PLAYER	UT	A	TT	S-YDS	I-YDS	PD	FF	FR
K. Woodard	8	3	11	0.5-2.5	0-0	0	0	0	M. Haynes	3	0	3	0-0	0-0	0	0	0
J. Ryan	6	3	9	0-0	0-0	0	0	0	S. Wilson	3	0	3	0-0	0-0	0	0	0
R. Hunley	7	1	8	0-0	0-0	0	0	0	A. Townsend	2	1	3	0-0	0-0	0	0	0
R. Jones	4	2	6	0-0	0-0	0	0	0	F. Gilbert	1	1	2	0.5-2.5	0-0	0	0	0
S. Foley	5	0	5	0-0	0-0	0	0	0	B. Micho	2	0	2	0-0	0-0	0	0	0
D. Smith	5	0	5	0-0	0-0	0	0	0	T. Lilly	1	1	2	0-0	0-0	0	0	0
L. Wright	5	0	5	0-0	0-0	0	0	0	R. Robbins	1	1	2	0-0	0-0	0	0	0
K. Mecklenburg	2	3	5	0-0	0-0	0	0	0	TEAM TOTALS	58	20	78	1-5	0-0	0	0	0



Denver 23, Cleveland 20 OT

Sunday, Jan. 11, 1987 • 12:30 p.m. EST • Cleveland Stadium • Cleveland

WEATHER: Solid Overcast, 30°, Wind NW 14 mph (-5°) • ATTENDANCE: 79,915 • TIME: 3:50

1986 AFC Championship Game

In a game that will forever be remembered as "The Drive," Rich Karlis kicked a 33-yard field goal 5:48 into overtime to give the Denver Broncos a 23-20 victory against the Cleveland Browns in the 1986 AFC Championship Game. The contest was played at Cleveland Stadium in front of a crowd of 79,915 fans, who braved a wind chill of -5 degrees.

Cleveland took a 7-0 lead when Bernie Kosar threw a 6-yard touchdown pass to Herman Fontenot in the first quarter. The Broncos stopped the next two Browns drives with interceptions, including the second by Jim Ryan, whose return set up a 19-yard field goal by Karlis to make the score 7-3. Ken Woodard recovered a fumble on Cleveland's next drive, putting Denver in position for Gerald Willhite's fourth-down 1-yard touchdown run at 4:24 of the second quarter that gave the club a 10-7 lead.

Browns kicker Mark Moseley tied the score at 10 with a 29-yard field goal with 20 seconds left in the first half. Denver regained the lead on a 26-yard Karlis field goal late in the third quarter, but the Browns responded as Kevin Mack rushed for 34 yards in a 10-play, 76-yard drive that culminated with a 24-yard Moseley field goal that tied the score at 13. After two Denver punts, Kosar's 48-yard touchdown strike to Brian Brennan put Cleveland ahead 20-13 with 5:43 left in the game.

The kickoff rolled to the Denver 2-yard line, where the Broncos and Elway began "The Drive." On the fifth play (second-and-7 from the Broncos' 15), Elway rushed for 11 yards and a first down. He then found Steve Sewell for a 22-yard gain followed by a 12-yard strike to Steve Watson that gave Denver a first down on the Cleveland 40. After an incompletion and an 8-yard sack, Elway threw a 20-yard pass to Mark Jackson, moving the team to the Cleveland 28. An Elway-to-Sewell pass gave the Broncos a first down on the Browns' 14 with 57 seconds left. After an incompletion, Elway ran nine yards to the Cleveland 5-yard line. On the next play, he hit Jackson for a touchdown, and Karlis' extra point tied the score at 20 with 37 seconds left.

The Browns won the coin toss in overtime and elected to receive, but Denver's defense stopped them. Willhite returned the Cleveland punt to the Browns' 25, where the Denver offense went to work. On second-and-5, Elway hit Orson Mobley for a 22-yard gain and three plays later threw a 28-yard pass to Watson. With a first down on Cleveland's 22-yard line, the Broncos rushed three times to get to the 15, and on fourth down, Karlis hit the 33-yard game-winning field goal.

OFFICIALS:

Referee — Chuck Heberling (46); **Umpire** — Gordon Wells (89); **Line Judge** — Bill Reynolds (53); **Side Judge** — Gary Lane (120); **Head Linesman** — Ed Marion (26); **Back Judge** — Ben Tompkins (52); **Field Judge** — Johnny Grier (23).

DENVER BRONCOS

OFFENSE		DEFENSE	
WR 82	V. Johnson	LE 75	R. Jones
LT 70	D. Studdard	NT 71	G. Kragen
LG 54	K. Bishop	RE 61	A. Townsend
C 64	B. Bryan	LOLB 50	J. Ryan
RG 63	M. Cooper	LILB 77	K. Mecklenburg
RT 76	K. Lanier	RILB 98	R. Hunley
TE 85	J. Hackett	ROLB 57	T. Jackson
WR 81	S. Watson	LCB 20	L. Wright
QB 7	J. Elway	RCB 31	M. Harden
RB 23	S. Winder	SS 49	D. Smith
TE 89	O. Mobley	FS 43	S. Foley

BRONCOS SUBSTITUTIONS: P 2 M. Horan, K 3 R. Karlis, QB 8 G. Kubiak, S 22 T. Lilly, RB 30 S. Sewell, RB 33 G. Lang, RB 35 K. Bell, CB 45 S. Wilson, RB 47 G. Willhite, S 48 R. Robbins, LB 52 K. Woodard, LB 55 R. Dennison, LB 59 D. Comeaux, G 62 M. Freeman, NT 69 T.olorito, DE 73 S. Fletcher, T 74 D. Rensburg, WR 80 M. Jackson, WR 84 C. Sampson, WR 87 B. Micho, TE 88 C. Kay, DE 90 F. Gilbert. **DID NOT PLAY:** CB 36 M. Haynes.

CLEVELAND BROWNS

OFFENSE		DEFENSE	
WR 88	R. Langhorne	LE 96	R. Camp
LT 77	R. Bolden	NT 79	B. Golic
LG 74	P. Farren	RE 78	C. Hairston
C 61	M. Baab	LOLB 56	C. Banks
RG 69	D. Fike	LILB 51	E. Johnson
RT 63	C. Risien	RILB 53	A. Griggs
TE 82	O. Newsome	ROLB 57	C. Matthews
WR 84	W. Slaughter	LCB 31	F. Minnifield
QB 19	B. Kosar	RCB 29	H. Dixon
RB 44	E. Byner	SS 24	R. Ellis
FB 34	K. Mack	FS 37	C. Rockins

BROWNS SUBSTITUTIONS: K 3 M. Mosley, P 7 J. Gossett, S 22 F. Wright, CB 23 M. Harper, S 27 A. Gross, RB 28 H. Fontenot, RB 39 M. Everett, CB 48 D. Hoggard, LB 50 B. Van Pelt, LB 58 S. Nicholas, LB 59 M. Johnson, G 62 G. Lijja, G 70 L. Williams, NT 72 D. Puzzioli, TE 81 H. Holt, WR 85 C. Weathers, WR 86 B. Brennan, TE 87 T. Tucker, WR 89 G. McNeil, DE 91 S. Clancy. **DID NOT PLAY:** QB 10 M. Pagel, RB 33 C. Dickey.

		1	2	3	4	OT	TOTAL	FIELD GOALS (made () & missed)
VISITOR	Denver Broncos	0	10	3	7	3	23	R. Karlis (19) (26) (33)
HOME	Cleveland Browns	7	3	0	10	0	20	M. Moseley (29) (24)

Team	Qtr	Clock Time	PLAY DESCRIPTION (Extra Point) (Drive Info)	SCORE	
				Visitor	Home
BROWNS	1	9:41	H. Fontenot 6 yd. pass from B. Kosar (M. Moseley, kick) (14-86, 7:18)	0	7
BRONCOS	2	2:53	R. Karlis 19 yd. Field Goal (4-8, 0:54)	3	7
BRONCOS	2	4:24	G. Willhite 1 yd. run (R. Karlis, kick) (5-37, 1:05)	10	7
BROWNS	2	14:40	M. Moseley 29 yd. Field Goal (9-53, 4:01)	10	10
BRONCOS	3	12:10	R. Karlis 26 yd. Field Goal (11-61, 4:28)	13	10
BROWNS	4	2:22	M. Moseley 24 yd. Field Goal (10-76, 5:01)	13	13
BROWNS	4	9:17	B. Brennan 48 yd. pass from B. Kosar (M. Moseley, kick) (3-52, 0:57)	13	20
BRONCOS	4	14:23	M. Jackson 5 yd. pass from J. Elway (R. Karlis, kick) (15-98, 4:55)	20	20
BRONCOS	5	5:48	R. Karlis 33 yd. Field Goal (9-60, 5:07)	23	20

FINAL INDIVIDUAL STATISTICS

Denver Broncos											Cleveland Browns										
RUSHING	ATT	YDS	AVG	LG	TD	RUSHING	ATT	YDS	AVG	LG	TD	RUSHING	ATT	YDS	AVG	LG	TD				
S. Winder	26	83	3.2	9	0	K. Mack	26	94	3.6	15	0	B. Kosar	4	3	0.8	3	0				
J. Elway	4	56	14.0	34	0	H. Fontenot	3	3	1.0	4	0	G. Lang	3	9	3.0	4	0				
G. Lang	3	9	3.0	4	0	S. Sewell	1	1	1.0	1	0	G. Willhite	3	0	0.0	2	1				
S. Sewell	1	1	1.0	1	0	TOTAL	37	149	4.0	34	1	TOTAL	33	100	3.0	15	0				
G. Willhite	3	0	0.0	2	1																
TOTAL	37	149	4.0	34	1	TOTAL	33	100	3.0	15	0	TOTAL	33	100	3.0	15	0				
PASSING	ATT	CMP	YDS	TKD/	YD	TD	LG	IN	Rtg.	PASSING	ATT	CMP	YDS	TKD/	YD	TD	LG	IN	Rtg.		
J. Elway	38	22	244	2/19	1	28	1	74.9		B. Kosar	32	18	259	1/3	2	48	2	77.5			
TOTAL	38	22	244	2/19	1	28	1	74.9		TOTAL	32	18	259	1/3	2	48	2	77.5			
PASS RECEIVING	NO	YDS	AVG	LG	TD	PASS RECEIVING	NO	YDS	AVG	LG	TD	PASS RECEIVING	NO	YDS	AVG	LG	TD				
S. Watson	3	55	18.3	28	0	H. Fontenot	7	66	9.4	24	1	B. Brennan	4	72	18.0	48	1				
S. Sewell	3	47	15.7	22	0	B. Brennan	4	72	18.0	48	1	R. Langhorne	2	35	17.5	22	0				
O. Mobley	3	36	12.0	22	0	R. Langhorne	2	35	17.5	22	0	K. Mack	2	20	10.0	12	0				
V. Johnson	3	25	8.3	14	0	K. Mack	2	20	10.0	12	0	C. Weathers	1	42	42.0	42	0				
M. Jackson	2	25	12.5	20	1	C. Weathers	1	42	42.0	42	0	W. Stlaughter	1	20	20.0	20	0				
C. Kay	2	23	11.5	15	0	W. Stlaughter	1	20	20.0	20	0	E. Byner	1	4	4.0	4	0				
G. Willhite	2	20	10.0	16	0	E. Byner	1	4	4.0	4	0										
S. Winder	2	2	1.0	5	0	TOTAL	18	259	14.4	48	2	TOTAL	18	259	14.4	48	2				
C. Sampson	1	10	10.0	10	0																
G. Lang	1	1	1.0	1	0																
TOTAL	22	244	11.1	28	1	TOTAL	18	259	14.4	48	2	TOTAL	18	259	14.4	48	2				
INTERCEPTIONS	NO	YDS	AVG	LG	TD	INTERCEPTIONS	NO	YDS	AVG	LG	TD	INTERCEPTIONS	NO	YDS	AVG	LG	TD				
J. Ryan	1	26	26.0	26	0	M. Harper	1	0	0.0	0	0	M. Harper	1	0	0.0	0	0				
R. Hunley	1	14	14.0	14	0	TOTAL	1	0	0.0	0	0	TOTAL	1	0	0.0	0	0				
TOTAL	2	40	20.0	26	0	TOTAL	1	0	0.0	0	0	TOTAL	1	0	0.0	0	0				
PUNTING	NO	YDS	AVG	NET	TB	IN20	LG	PUNTING	NO	YDS	AVG	NET	TB	IN20	LG						
M. Moran	6	244	40.7	34.5	0	1	48	J. Gossett	6	259	43.2	38.2	1	2	58						
J. Elway	1	19	19.0	19.0	0	1	19	TOTAL	6	259	43.2	38.2	1	2	58						
TOTAL	7	263	37.6	32.3	0	2	48	TOTAL	6	259	43.2	38.2	1	2	58						
PUNT RETURNS	NO	YDS	AVG	FC	LG	TD	PUNT RETURNS	NO	YDS	AVG	FC	LG	TD								
G. Willhite	3	10	3.3	1	4	0	G. McNeil	3	37	12.3	1	18	0								
RETURNS	3	10	3.3	1	4	0	RETURNS	3	37	12.3	1	18	0								
KICKOFF RETURNS	NO	YDS	AVG	FC	LG	TD	KICKOFF RETURNS	NO	YDS	AVG	FC	LG	TD								
G. Lang	2	14	7.0	0	14	0	H. Fontenot	2	25	12.5	0	14	0								
K. Bell	2	10	5.0	0	10	0	G. McNeil	4	80	40.0	0	30	0								
M. Freeman	1	9	9.0	0	9	0	RETURNS	6	105	17.5	0	30	0								
RETURNS	5	33	6.6	0	14	0	RETURNS	6	105	17.5	0	30	0								

Denver Broncos											Cleveland Browns													
FUMBLES	Fum	Lost	Rec.	Yds	TD	Opp.	Rec.	Yds	TD	Out	Bnds	FUMBLES	Fum	Lost	Rec.	Yds	TD	Opp.	Rec.	Yds	TD	Out	Bnds	
K. Woodard	0	0	0	0	0	0	1	0	0	0	0	K. Mack	2	1	0	0	0	0	0	0	0	0	0	0
K. Bell	2	0	2	0	0	0	0	0	0	0	0	T. Tucker	0	0	1	0	0	0	0	0	0	0	0	0
K. Bishop	0	0	0	0	0	1	0	0	0	0	0	G. McNeil	1	0	0	0	0	0	0	0	0	0	0	0
TOTAL	2	0	2	0	0	1	1	0	0	0	0	TOTAL	3	1	2	0	0	0	0	0	0	0	0	0

FINAL TEAM STATISTICS

BRONCOS						BROWNS						BRONCOS						BROWNS									
TOTAL FIRST DOWNS												22	17	PUNTS Number and Average												7-38	6-43
By Rushing												6	4	Had Blocked												0	0
By Passing												13	12	FGs - PATS Had Blocked												0-0	0-0
By Penalty												3	1	TOTAL RETURN YARDAGE (Not Including Kickoffs)												50	37
THIRD DOWN EFFICIENCY												5-18-28%	5-13-39%	No. and Yards Punt Returns												3-10	3-37
FOURTH DOWN EFFICIENCY												1-1-100%	0-0-0%	No. and Yards Kickoff Returns												5-33	6-105
TOTAL NET YARDS												374	356	No. and Yards Interception Returns												2-40	1-0
Total Offensive Plays (inc. times thrown passing)												77	66	PENALTIES Number and Yards												6-39	9-76
Average gain per offensive play												4.9	5.4	FUMBLES Number and Lost												2-0	3-1
NET YARDS RUSHING												149	100	TOUCHDOWNS												1	2
Total Rushing Plays												37	33	Rushing												1	0
Average gain per rushing play												4.0	3.0	Passing												1	2
NET YARDS PASSING												225	256	Returns												0	0
Times thrown - yards lost attempting to pass												2-19	1-3	EXTRA POINTS Made-Attempts												2-2	2-2
Gross yards passing												244	259	FIELD GOALS Made-Attempts												3-3	2-2
PASS ATTEMPTS-COMPLETIONS-HAD INTERCEPTED												38-22-1	32-18-2	SAFETIES												0	0
Average gain per pass play (inc. # thrown passing)												5.6	7.8	FINAL SCORE												23	20
														TIME OF POSSESSION												34:05	31:43

BRONCOS DEFENSIVE STATISTICS

(based on unofficial press box statistics)

PLAYER	UT	A	TT	S-YDS	I-YDS	PD	FF	FR	PLAYER	UT	A	TT	S-YDS	I-YDS	PD	FF	FR
L. Wright	6	1	7	0-0	0-0	2	0	0	S. Foley	3	2	5	0-0	0-0	0	0	0
K. Mecklenburg	5	2	7	0-0	0-0	0	0	0	K. Woodard	3	2	5	0-0	0-0	1	0	1
R. Jones	5	2	7	1-3	0-0	0	0	0	R. Robbins	3	1	4	0-0	0-0	3	0	0
J. Ryan	4	2	6	0-0	1-26	0	0	0	S. Fletcher	3	0	3	0-0	0-0	0	0	0
T. Jackson	2	4	6	0-0	0-0	0	0	0	R. Hunley	1	1	2	0-0	1-14	1	0	0
M. Harden	4	1	5	0-0	0-0	2	0	0	R. Dennison	1	0	1	0-0	0-0	0	0	0
T. Lilly	4	1	5	0-0	0-0	1	0	0	TEAM TOTALS	54	20	74	1-3	2-40	12	0	1



Denver 22, New England 17

Sunday, Jan. 4, 1987 • 2 p.m. MST • Mile High Stadium • Denver

WEATHER: Sunny, 65°, Wind S 9 mph • **ATTENDANCE:** 76,105 • **TIME:** 3:09

1986 AFC Divisional Playoff Game

Rulon Jones sacked Tony Eason in the end zone for a safety with 1:37 left on the clock to halt the Patriots' final comeback drive and give Denver a 22-17 win in an AFC Divisional Playoff Game in front of 76,105 fans at Mile High Stadium. The postseason victory was the first for the Broncos since the 1977 season.

The two teams traded punts for the first nine minutes of the game before Denver began its first scoring drive. Starting at their own 20, the Broncos took four plays to reach the New England 7-yard line behind John Elway completions of 39 and 21 yards. On second-and-goal from the 4, Elway rolled around the left side and was hit just short of the goal line. He was penalized (delay of game) for spiking the ball after the play, and that sent Denver back to the 6. Two plays later, Rich Karlis made a 27-yard field goal that gave Denver a 3-0 lead.

New England mounted a 7-play, 87-yard drive later in the quarter with Eason hitting Stanley Morgan for a 19-yard touchdown. The Broncos roared right back with a 13-play, 82-yard drive that was punctuated by a 22-yard touchdown run by Elway, giving them a 10-7 lead midway through the second quarter. The Patriots tied the score on the final play of the first half with a 38-yard Tony Franklin field goal.

Denver received the kickoff to open the second half and proceeded to chew up more than nine minutes off the clock. The Broncos ran the ball 11 times on the drive, which stalled on the Patriots' 5-yard line. Karlis' 22-yard field goal put Denver up 13-10.

Five plays into the next New England drive, the Patriots took a page out of Dan Reeves' bag of tricks, scoring on a flea-flicker that ended with a 45-yard touchdown pass from Eason to Morgan that gave New England its first lead of the game at 17-13. Denver jumped right back on top, traveling 86 yards on six plays to score on a 48-yard Elway-to-Vance Johnson pass on the last play of the third quarter.

The two teams both punted three times in the fourth quarter, and the last one, a Mike Horan punt of 54 yards, backed New England to its own 10-yard line. On first down, Eason dropped back to pass but was sacked for a safety by Jones. Denver recovered the onside free kick and held on to the ball and the win.

Elway completed 13-of-32 passes for 257 yards with one score, and Sammy Winder rushed for 102 yards on 19 carries. Johnson led the Broncos with 89 receiving yards. Defensively, four different Denver players had at least one sack.

OFFICIALS:

Referee — Jerry Seeman (70); **Umpire** — Rex Stuart (103); **Line Judge** — Ray Dodez (74); **Side Judge** — Bob Rice (80); **Head Linesman** — Burl Toler (37); **Back Judge** — Jim Poole (92); **Field Judge** — Ron Spittler (119).

DENVER BRONCOS

OFFENSE		DEFENSE	
WR 82 V. Johnson	LE 75 R. Jones	LT 70 D. Studdard	NT 71 G. Kragen
LG 54 K. Bishop	RE 61 A. Townsend	C 64 B. Bryan	LOLB 50 J. Ryan
RG 60 P. Howard	LILB 77 K. Mecklenburg	RT 76 K. Lanier	RILB 98 R. Hunley
TE 85 J. Hackett	ROLB 57 T. Jackson	WR 81 S. Watson	LCB 20 L. Wright
QB 7 J. Elway	FS 43 S. Foley	RB 23 S. Winder	SS 48 R. Robbins
TE 89 O. Mobley	RCB 31 M. Harden		

BRONCOS SUBSTITUTIONS: P 2 M. Horan, K 3 R. Karlis, QB 8 G. Kubiak, S 22 T. Lilly, RB 30 S. Sewell, RB 33 G. Lang, RB 35 K. Bell, CB 36 M. Haynes, CB 45 S. Wilson, LB 47 G. Willhite, LB 52 K. Woodard, LB 55 R. Dennison, LB 59 D. Comeaux, G 62 M. Freeman, G 63 M. Cooper, NT 69 T. Colorito, DE 73 S. Fletcher, T 74 D. Remsburg, WR 80 M. Jackson, WR 84 C. Sampson, WR 87 B. Micho, DE 90 F. Gilbert. **DID NOT PLAY:** S 49 D. Smith.

NEW ENGLAND PATRIOTS

OFFENSE		DEFENSE	
WR 86 S. Morgan	LE 96 B. Williams	LT 76 B. Holloway	NT 90 T. Williams
LG 66 P. Fairchild	RE 60 G. Veris	C 58 P. Brock	LOLB 56 A. Tippett
RG 61 R. Wooten	LILB 52 J. Rember	RT 68 D. Haley	RILB 50 L. McGrew
TE 48 G. Baty	ROLB 55 D. Blackmon	WR 80 I. Fryar	LCB 43 E. Gibson
QB 11 T. Eason	FS 31 F. Marion	FB 30 M. Tatupu	SS 38 R. James
HB 33 T. Collins	RCB 26 R. Clayborn		

PATRIOTS SUBSTITUTIONS: K 1 T. Franklin, P 3 R. Camarillo, RB 21 R. Dupard, DB 22 E. Profit, CB 23 R. McSwain, RB 27 G. Hawthorne, S 28 J. Bowman, RB 32 C. James, LB 59 S. Doig, T 62 B. Bain, C 64 T. Matich, C 75 G. Morris, WR 81 S. Starring, WR 82 D. Williams, WR 83 C. Jones, TE 88 W. Scott, NT 65 M. Ruth, LB 95 E. Reynolds, DE 97 M. Hodge, NT 98 D. Owens. **DID NOT PLAY:** QB 12 T. Ramsey, QB 14 S. Grogan, DB 42 R. Lippett.

		1	2	3	4	OT	TOTAL	FIELD GOALS (made () & missed)	
VISITOR	New England Patriots	0	10	7	0	—	17	T. Franklin	(38)
HOME	Denver Broncos	3	7	10	2	—	22	R. Karlis	(27) (22)

Team	Qtr	Clock Time	PLAY DESCRIPTION (Extra Point) (Drive Info)	SCORE	
				Visitor	Home
BRONCOS	1	12:12	R. Karlis 27 yd. Field Goal (8-71, 3:07)	0	3
PATRIOTS	2	0:56	S. Morgan 19 yd. pass from T. Eason (T. Franklin, kick) (7-87, 2:24)	7	3
BRONCOS	2	7:18	J. Elway 22 yd. run (R. Karlis, kick) (13-82, 6:22)	7	10
PATRIOTS	2	14:58	T. Franklin 38 yd. Field Goal (5-8, 0:56)	10	10
BRONCOS	3	9:10	R. Karlis 22 yd. Field Goal (15-80, 9:10)	10	13
PATRIOTS	3	12:10	S. Morgan 45 yd. pass from T. Eason (T. Franklin, kick) (5-78, 3:00)	17	13
BRONCOS	3	15:00	V. Johnson 48 yd. pass from J. Elway (R. Karlis, kick) (6-86, 2:50)	17	20
BRONCOS	4	13:23	Safety—T. Eason tackled in end zone by R. Jones	17	22

FINAL INDIVIDUAL STATISTICS

New England Patriots											Denver Broncos												
RUSHING	ATT	YDS	AVG	LG	TD	RUSHING	ATT	YDS	AVG	LG	TD	RUSHING	ATT	YDS	AVG	LG	TD						
T. Collins	5	46	9.2	23	0	S. Winder	19	102	5.4	16	0	C. James	10	31	3.1	17	0						
C. James	10	31	3.1	17	0	G. Lang	11	44	4.0	14	0	T. Eason	2	23	11.5	13	0						
T. Eason	2	23	11.5	13	0	J. Elway	5	18	3.6	22	1	R. Dupard	5	18	3.6	8	0						
R. Dupard	5	18	3.6	8	0	K. Bell	2	12	6.0	8	0	G. Hawthorne	1	5	5.0	5	0						
G. Hawthorne	1	5	5.0	5	0	S. Sewell	2	8	4.0	8	0	I. Fryar	1	-2	-2.0	-2	0						
I. Fryar	1	-2	-2.0	-2	0	G. Willhite	3	4	1.3	3	0	TOTAL	24	121	5.0	23	0						
TOTAL	24	121	5.0	23	0	TOTAL	42	188	4.5	22	1	TOTAL	24	13	194	6/44	2	45	0	108.7			
PASSING	ATT	CMP	YDS	YD	TD	LG	IN	Rtg.	PASSING	ATT	CMP	YDS	YD	TD	LG	IN	Rtg.						
T. Eason	24	13	194	6/44	2	45	0	108.7	J. Elway	32	13	257	1/4	1	49	2	53.8						
TOTAL	24	13	194	6/44	2	45	0	108.7	TOTAL	32	13	257	1/4	1	49	2	53.8						
PASS RECEIVING	NO	YDS	AVG	LG	TD	PASS RECEIVING	NO	YDS	AVG	LG	TD	PASS RECEIVING	NO	YDS	AVG	LG	TD						
T. Collins	4	46	11.5	20	0	V. Johnson	4	89	22.3	48	1	S. Morgan	3	100	33.3	45	2						
S. Morgan	3	100	33.3	45	2	S. Sewell	3	41	13.7	39	0	G. Baty	3	31	10.3	13	0						
G. Baty	3	31	10.3	13	0	O. Mobley	2	69	34.5	49	0	I. Fryar	2	11	5.5	7	0						
I. Fryar	2	11	5.5	7	0	S. Watson	1	21	21.0	21	0	G. Hawthorne	1	6	6.0	6	0						
G. Hawthorne	1	6	6.0	6	0	B. Micho	1	20	20.0	20	0	TOTAL	13	194	14.9	45	2						
TOTAL	13	194	14.9	45	2	TOTAL	13	257	19.8	49	1	TOTAL	13	194	14.9	45	2						
INTERCEPTIONS	NO	YDS	AVG	LG	TD	INTERCEPTIONS	NO	YDS	AVG	LG	TD	INTERCEPTIONS	NO	YDS	AVG	LG	TD						
R. McSwain	1	2	2.0	2	0	J. Elway	0	0	0.0	—	0	J. Elway	0	0	0.0	—	0						
J. Rember	1	0	0.0	0	0	TOTAL	0	0	0.0	—	0	TOTAL	0	0	0.0	—	0						
TOTAL	2	2	1.0	2	0	TOTAL	0	0	0.0	—	0	TOTAL	0	0	0.0	—	0						
PUNTING	NO	YDS	AVG	NET	TB	IN20	LG	PUNTING	NO	YDS	AVG	NET	TB	IN20	LG	PUNTING	NO	YDS	AVG	NET	TB	IN20	LG
R. Camarillo	9	452	50.2	41.9	2	0	60	M. Horan	5	245	49.0	42.4	1	3	54	J. Elway	1	31	31.0	11.0	1	1	31
TOTAL	9	452	50.2	41.9	2	0	60	Total	6	276	46.0	34.2	2	4	54	Total	6	276	46.0	34.2	2	4	54
PUNT RETURNS	NO	YDS	AVG	FC	LG	TD	PUNT RETURNS	NO	YDS	AVG	FC	LG	TD	PUNT RETURNS	NO	YDS	AVG	FC	LG	TD			
I. Fryar	2	13	6.5	0	9	0	G. Willhite	1	9	9.0	1	9	0	V. Johnson	3	26	8.7	0	13	0			
RETURNS	2	13	6.5	0	9	0	RETURNS	4	35	8.8	1	13	0	RETURNS	4	35	8.8	1	13	0			
KICKOFF RETURNS	NO	YDS	AVG	FC	LG	TD	KICKOFF RETURNS	NO	YDS	AVG	FC	LG	TD	KICKOFF RETURNS	NO	YDS	AVG	FC	LG	TD			
S. Starring	2	31	15.5	0	21	0	G. Lang	1	21	21.0	0	21	0	K. Bell	3	63	21.0	0	35	0			
RETURNS	2	31	15.5	0	21	0	Returns	4	84	21.0	0	35	0	Returns	4	84	21.0	0	35	0			
New England Patriots	Own	Opp.	Out	Denver Broncos	Own	Opp.	Out	FUMBLES	Fum	Lost	Rec.	Yds	TD	FF	Rec.	Yds	TD	Bnds					
T. Eason	1	0	0	0	0	0	0	T. Eason	1	0	0	0	0	0	0	0	0	0					
P. Brock	0	0	1	0	0	0	0	P. Brock	0	0	1	0	0	0	0	0	0	0					
TOTAL	1	0	1	0	0	0	0	TOTAL	0	0	0	0	0	0	0	0	0	0					

FINAL TEAM STATISTICS

PATRIOTS										BRONCOS																			
TOTAL FIRST DOWNS										12										23									
By Rushing										6										12									
By Passing										13										9									
By Penalty										0										2									
THIRD DOWN EFFICIENCY										2-12-17%										5-15-33%									
FOURTH DOWN EFFICIENCY										0-0-0%										0-0-0%									
TOTAL NET YARDS										271										441									
Total Offensive Plays (inc. times thrown passing)										54										75									
Average gain per offensive play										5.0										5.9									
NET YARDS RUSHING										121										188									
Total Rushing Plays										24										42									
Average gain per rushing play										5.0										4.5									
NET YARDS PASSING										150										253									
Times thrown - yards lost attempting to pass										6-44										1-4									
Gross yards passing										194										257									
PASS ATTEMPTS-COMPLETIONS-HAD INTERCEPTED										24-13-2										32-13-2									
Average gain per pass play (inc. # thrown passing)										5.0										7.7									
PUNTS Number and Average										9-50										6-46									
Had Blocked										0										0									
FGS - PATS Had Blocked										0-0										0-0									
TOTAL RETURN YARDAGE (Not Including Kickoffs)										15										35									
No. and Yards Punt Returns										2-13										4-35									
No. and Yards Kickoff Returns										2-31										4-84									
No. and Yards Interception Returns										2-2										0-0									
PENALTIES Number and Yards										5-45										3-20									
FUMBLES Number and Lost										1-0										0-0									
TOUCHDOWNS										2										2									
Rushing										0										1									
Passing										2										1									
Returns										0										0									
EXTRA POINTS Made-Attempts										2-2										2-2									
FIELD GOALS Made-Attempts										1-1										2-2									
SAFETIES										1										0									
FINAL SCORE										17										22									
TIME OF POSSESSION										24:31										35:29									

BRONCOS DEFENSIVE STATISTICS

(based on unofficial press box statistics)

PLAYER	UT	A	TT	S-YDS	I-YDS	PD	FF	FR	PLAYER	UT	A	TT	S-YDS	I-YDS	PD	FF	FR
J. Ryan	9	1	10	1-8	0-0	0	0	0	S. Wilson	2	0	2	0-0	0-0	3	0	0
S. Foley	3	2	5	0-0	0-0	0	0	0	G. Kragen	1	1	2	0-0	0-0	0	0	0
R. Hunley	3	2	5	0-0	0-0	1	0	0	K. Woodard	0	2	2	0-0	0-0	0	0	0
F. Gilbert	4	0	4	1-8	0-0	0	0	0	R. Dennison	1	0	1	0-0	0-0	0	0	0
M. Harden	4	0	4	0-0	0-0	0	0	0	L. Wright	1	0	1	0-0	0-0	0	0	0
R. Jones	3	1	4	2-19	0-0	0	0	0	Team	1	0	1	1-4	0-0	0	0	0
K. Meckenburg	3	1	4	1-5	0-0	0	0	0	M. Haynes	0	1	1	0-0	0-0	0	0	0
T. Jackson	2	2	4	0-0	0-0	0	0	0	D. Comeaux	0	1	1	0-0	0-0	0	0	0
R. Robbins	3	0	3	0-0	0-0	0	0	0	S. Fletcher	0	1	1	0-0	0-0	0	0	0
T. Lilly	2	0	2	0-0	0-0	0	0	0	D. Smith	0	0	0	0-0	0-0	0	0	0
A. Townsend	2	0	2	0-0	0-0	0	0	0	TEAM TOTALS	47	15	62	6-44	0-0	4	0	0



Pittsburgh 24, Denver 17

Sunday, Dec. 30, 1984 • 2 p.m. MST • Mile High Stadium • Denver

WEATHER: Mostly Sunny, 52°, Wind N 7 mph • **ATTENDANCE:** 74,981 • **TIME:** 3:11

1984 AFC Divisional Playoff Game

The Denver Broncos, after posting the most regular-season wins in franchise history with a 13-3 record, lost an AFC Divisional Playoff Game to the Pittsburgh Steelers 24-17 in front of 74,981 fans at Mile High Stadium.

Denver had two possessions in the final two minutes of the game with a chance to tie but failed to score as Pittsburgh advanced to the AFC Championship Game.

The Broncos' opportunistic defense recovered two Steelers fumbles in the first quarter. Denver was unable to capitalize on the first takeaway with Rich Karlis missing a 39-yard field goal attempt. Pittsburgh then lost a fumble on its next play, setting up a 9-yard touchdown pass from John Elway to running back Jim Wright that gave the Broncos a 7-0 lead.

Pittsburgh scored on a 28-yard field goal on the first play of the second quarter, and just before halftime, the Steelers took a 10-7 lead on Frank Pollard's 1-yard touchdown run.

Denver tied the game early in the third quarter on a 21-yard Karlis field goal. The Broncos regained their lead midway through the quarter on their next possession, scoring on a 20-yard pass from Elway to wide receiver Steve Watson.

The Steelers answered with a scoring drive of their own, tying the game at 17 on a 10-yard Mark Malone-to-Louis Lipps pass 11:41 into the third quarter.

A turnover by the Broncos late in the game set up the Steelers' game-winning touchdown. Pittsburgh's Eric Williams intercepted an Elway pass and returned it to the Denver 2-yard line with only 2:45 left in the game, and two plays later, Pollard scored on a rush to give the Steelers a 24-17 advantage. Denver couldn't move the ball on its final two possessions as time expired.

Elway finished the game with 184 yards on 19-of-37 passing with two touchdowns and two interceptions. Watson led all players with 177 yards on 11 catches with one touchdown and a long reception of 52 yards.

Pittsburgh's defense limited the Broncos to just 51 yards on 22 carries (2.3 avg.) and held Denver to just 4-of-13 (30.8%) success on third downs.

The Steelers' offense racked up 381 yards of total offense, and Malone completed 17-of-28 passes for 224 yards with one touchdown. Pollard led all players with 99 yards on 16 carries (6.2 avg.) and scored a pair of touchdowns while Walter Abercrombie added 75 yards for 17 carries as part of a Pittsburgh ground game that totaled 169 yards.

OFFICIALS:

Referee — Fred Wyant (11); **Umpire** — Art Demmas (78); **Line Judge** — Vern Marshall (94); **Side Judge** — Royal Cathcart (16); **Head Linesman** — Dale Williams (8); **Back Judge** — Dick Hantak (105); **Field Judge** — Bob Lewis (18).

DENVER BRONCOS

OFFENSE		DEFENSE	
WR 85	D. Summers	LE 79	B. Chavous
LT 70	D. Studdard	NT 68	R. Carter
LG 54	K. Bishop	RE 75	R. Jones
C 64	B. Bryan	LOLB 50	J. Ryan
RG 60	P. Howard	LILB 55	R. Dennison
RT 76	K. Lanier	RILB 58	S. Busick
TE 88	C. Kay	ROLB 57	T. Jackson
WR 81	S. Watson	LCB 20	L. Wright
RB 23	S. Winder	SS 49	D. Smith
QB 7	J. Elway	FS 43	S. Foley
HB 87	J. Wright	RCB 31	M. Harden

BRONCOS SUBSTITUTIONS: P 1 C. Norman, K 3 R. Karlis, S 22 T. Lilly, RB 24 R. Parros, DB 28 R. Jackson, RB 33 G. Lang, RB 39 J. Myles, CB 45 S. Wilson, RB 47 G. Wilhite, DB 48 R. Robbins, LB 52 K. Woodard, LB 59 D. Comeaux, DL 61 A. Townsend, G 62 M. Freeman, DE 65 W. Bowyer, NT 66 S. Garnett, T 72 M. Graves, OL 74 W. Hood, DE 77 K. Mecklenburg, WR 80 R. Alexander, WR 84 C. Sampson, LB 98 R. Hunley. **DID NOT PLAY:** QB 8 G. Kubiak, 26 C. Brewer, 67 G. Hyde, 69 B. Manor.

PITTSBURGH STEELERS

OFFENSE		DEFENSE	
WR 82	J. Stallworth	LE 95	J. Goodman
LT 63	P. Rostovsky	NT 67	G. Dunn
LG 73	C. Wolfley	RE 64	E. Nelson
C 52	M. Webster	LOLB 57	M. Merriweather
RG 74	T. Long	LILB 50	D. Little
RT 62	T. Ilkin	RILB 56	R. Cole
TE 81	D. Nelson	ROLB 53	B. Hinkle
WR 83	L. Lipps	LCB 49	D. Woodruff
QB 16	M. Malone	CB 41	S. Washington
RB 34	W. Abercrombie	SS 31	D. Shell
FB 30	F. Pollard	FS 21	E. Williams

STEELERS SUBSTITUTIONS: K 1 G. Anderson, P 5 C. Colquitt, CB 22 R. Woods, TE 23 L. Brown, RB 24 R. Erenberg, RB 26 S. Gillespie, S 28 E. Williams, CB 29 R. Johnson, CB 33 H. Clayton, RB 38 E. Veals, RB 40 A. Corley, LB 54 C. Bigham, LB 59 T. Seabough, C 60 R. Rasmussen, T 72 R. Snell, DE 78 M. Catano, WR 80 W. Capers, WR 85 C. Sweeney, WR 87 W. Thompson, LB 90 B. Kohrs, DE K. 92 Gary, DE K. 93 Willis, TE 89 B. Cunningham. **DID NOT PLAY:** QB 10 S. Campbell, QB 19 D. Woodley, G 61 B. Wingle, T 77 S. August.

		1	2	3	4	OT	TOTAL	FIELD GOALS (made () & missed)
VISITOR	Pittsburgh Steelers	0	10	7	7	—	24	G. Anderson (28) 40WR 26WL 39WR
HOME	Denver Broncos	7	0	10	0	—	17	R. Karlis 39WR 57S (21)

Team	Qtr	Clock Time	PLAY DESCRIPTION (Extra Point) (Drive Info)	SCORE	
				Visitor	Home
BRONCOS	1	8:30	J. Wright 9 yd. pass from J. Elway (R. Karlis, kick) (5-22, 2:25)	0	7
STEELERS	2	0:04	G. Anderson 28 yd. Field Goal (12-62, 6:16)	3	7
STEELERS	2	13:46	F. Pollard 1 yd. run (G. Anderson, kick) (8-78, 1:56)	10	7
BRONCOS	3	2:50	R. Karlis 21 yd. Field Goal (4-0, 1:47)	10	10
BRONCOS	3	7:45	S. Watson 20 yd. pass from J. Elway (R. Karlis, kick) (6-46, 3:01)	10	17
STEELERS	3	11:41	L. Lipps 10 yd. pass from M. Malone (G. Anderson, kick) (7-66, 3:46)	17	17
STEELERS	4	13:01	F. Pollard 2 yd. run (G. Anderson, kick) (3-2, 1:36)	24	17

FINAL INDIVIDUAL STATISTICS

Pittsburgh Steelers											Denver Broncos																				
RUSHING	ATT	YDS	AVG	LG	TD	RUSHING	ATT	YDS	AVG	LG	TD	RUSHING	ATT	YDS	AVG	LG	TD	RUSHING	ATT	YDS	AVG	LG	TD								
F. Pollard	16	99	6.2	23	2	S. Winder	15	37	2.5	9	0	W. Abercrombie	17	75	4.4	18	0	J. Elway	4	16	4.0	13	0								
E. Veals	1	1	1.0	1	0	G. Willhite	1	1	1.0	1	0	L. Lipps	1	0	0	0	0	R. Parros	1	0	0.0	0	0								
L. Lipps	1	0	0	0	0	S. Watson	1	-3	-3.0	-3	0	M. Malone	5	-6	-1.2	0	0	S. Watson	1	-3	-3.0	-3	0								
M. Malone	40	169	4.2	23	2	TOTAL	22	51	2.3	13	0	TOTAL	28	17	224	2/12	1	25	0	97.9	TOTAL	38	20	236	4/37	2	52	2	52	2	67.4
PASSING	ATT	CMP	YDS	TKO/ YD	TD	LG	IN	Rtg.	PASSING	ATT	CMP	YDS	TKO/ YD	TD	LG	IN	Rtg.	PASSING	ATT	CMP	YDS	TKO/ YD	TD	LG	IN	Rtg.					
M. Malone	28	17	224	2/12	1	25	0	97.9	J. Elway	37	19	184	4/37	2	21	2	61.1	G. Willhite	1	1	52	0/0	0	52	0	118.8					
TOTAL	28	17	224	2/12	1	25	0	97.9	TOTAL	38	20	236	4/37	2	52	2	67.4														
PASS RECEIVING	NO	YDS	AVG	LG	TD	PASS RECEIVING	NO	YDS	AVG	LG	TD	PASS RECEIVING	NO	YDS	AVG	LG	TD														
L. Lipps	5	86	17.2	25	1	S. Watson	11	177	16.1	52	1	F. Pollard	4	48	12.0	17	0	S. Winder	4	22	5.5	8	0								
F. Pollard	4	48	12.0	17	0	J. Wright	2	16	8.0	9	1	J. Stallworth	3	38	12.7	14	0	J. Wright	2	16	8.0	9	1								
J. Stallworth	3	38	12.7	14	0	G. Willhite	2	12	6.0	8	0	W. Abercrombie	3	18	9.0	6	0	G. Willhite	2	12	6.0	8	0								
W. Abercrombie	3	18	9.0	6	0	R. Alexander	1	9	9.0	9	0	B. Cunningham	1	19	19.0	19	0	R. Alexander	1	9	9.0	9	0								
B. Cunningham	1	19	19.0	19	0	TOTAL	20	236	11.8	52	2	R. Thompson	1	15	15.0	15	0	TOTAL	20	236	11.8	52	2								
R. Thompson	1	15	15.0	15	0	TOTAL	0	0	0.0	—	0	TOTAL	17	224	13.2	25	1														
TOTAL	17	224	13.2	25	1	INTERCEPTIONS	NO	YDS	AVG	LG	TD	INTERCEPTIONS	NO	YDS	AVG	LG	TD														
INTERCEPTIONS	NO	YDS	AVG	LG	TD	INTERCEPTIONS	NO	YDS	AVG	LG	TD	INTERCEPTIONS	NO	YDS	AVG	LG	TD														
E. Williams	1	28	28.0	28	0	TOTAL	0	0	0.0	—	0	E. Williams	1	28	28.0	28	0	TOTAL	0	0	0.0	—	0								
G. Dunn	1	6	6.0	6	0	TOTAL	0	0	0.0	—	0	G. Dunn	1	6	6.0	6	0	TOTAL	0	0	0.0	—	0								
TOTAL	2	34	17.0	28	0	TOTAL	0	0	0.0	—	0	TOTAL	2	34	17.0	28	0														
PUNTING	NO	YDS	AVG	NET	TB	IN20	LG	PUNTING	NO	YDS	AVG	NET	TB	IN20	LG																
C. Colquitt	2	85	42.5	34.0	0	0	46	C. Norman	4	169	42.3	40.0	0	1	51																
(BLOCKED)	1	0	0.0	0.0	0	0	0	TOTAL	4	169	42.3	40.0	0	1	51																
TOTAL	3	85	28.3	25.3	0	0	46	TOTAL	4	169	42.3	40.0	0	1	51																
PUNT RETURNS	NO	YDS	AVG	FC	LG	TD	PUNT RETURNS	NO	YDS	AVG	FC	LG	TD																		
L. Lipps	3	9	3.0	0	7	0	G. Willhite	2	17	8.5	0	17	0																		
RETURNS	3	9	3.0	0	7	0	RETURNS	2	17	8.5	0	17	0																		
KICKOFF RETURNS	NO	YDS	AVG	FC	LG	TD	KICKOFF RETURNS	NO	YDS	AVG	FC	LG	TD																		
L. Lipps	3	73	24.3	0	34	0	G. Willhite	2	56	28.0	0	31	0																		
R. Erenberg	1	29	29.0	0	29	0	RETURNS	2	56	28.0	0	31	0																		
RETURNS	4	102	25.5	0	34	0	RETURNS	2	56	28.0	0	31	0																		
Pittsburgh Steelers	Own	Opp.	Out	Denver Broncos	Own	Opp.	Out																								
FUMBLES	Fum	Lost	Rec.	Yds	TD	FF	Rec.	Yds	TD	Bnds	Fum	Lost	Rec.	Yds	TD	FF	Rec.	Yds	TD	Bnds											
M. Malone	2	2	0	0	0	0	0	0	0	0	J. Elway	1	0	1	0	0	0	0	0	0											
L. Lipps	1	0	1	0	0	0	0	0	0	0	A. Townsend	0	0	0	0	0	1	0	0	0											
TOTAL	3	2	1	0	0	0	0	0	0	0	TOTAL	2	0	2	0	0	2	0	0	0											

FINAL TEAM STATISTICS

STEELERS											BRONCOS										
TOTAL FIRST DOWNS	25					15					PUNTS Number and Average	3-28					4-42				
By Rushing	12					4					Had Blocked	1					0				
By Passing	13					11					FGs - PATS Had Blocked	0-0					0-0				
By Penalty	0					0					TOTAL RETURN YARDAGE (Not Including Kickoffs)	145					73				
THIRD DOWN EFFICIENCY	5-13-39%					4-13-31%					No. and Yards Punt Returns	3-9					2-17				
FOURTH DOWN EFFICIENCY	0-0-0%					0-1-0%					No. and Yards Kickoff Returns	4-102					2-56				
TOTAL NET YARDS	381					250					No. and Yards Interception Returns	2-34					0-0				
Total Offensive Plays (inc. times thrown passing)	70					64					PENALTIES Number and Yards	4-30					1-5				
Average gain per offensive play	5.4					3.9					FUMBLES Number and Lost	3-2					2-0				
NET YARDS RUSHING	169					51					TOUCHDOWNS	3					2				
Total Rushing Plays	40					22					Rushing	2					0				
Average gain per rushing play	4.2					2.3					Passing	1					2				
NET YARDS PASSING	212					199					Returns	0					0				
Times thrown - yards lost attempting to pass	2-12					4-37					EXTRA POINTS Made-Attempts	3-3					2-2				
Gross yards passing	224					236					FIELD GOALS Made-Attempts	1-4					1-3				
PASS ATTEMPTS-COMPLETIONS-HAD INTERCEPTED	28-17-0					38-20-2					SAFETIES	0					0				
Average gain per pass play (inc. # thrown passing)	7.1					4.7					FINAL SCORE	24					17				
											TIME OF POSSESSION	32:52					27:08				

BRONCOS DEFENSIVE STATISTICS

<i>(based on unofficial press box statistics)</i>																	
PLAYER	UT	A	TT	S-YDS	I-YDS	PD	FF	FR	PLAYER	UT	A	TT	S-YDS	I-YDS	PD	FF	FR
S. Busick	8	0	8	0-0	0-0	0	0	0	W. Bowyer	1	1	2	0-0	0-0	0	0	0
L. Wright	8	0	8	0-0	0-0	2	0	0	D. Comeaux	1	1	2	0-0	0-0	0	0	0
S. Foley	6	2	8	0-0	0-0	1	0	0	K. Mecklenburg	1	1	2	0-0	0-0	0	0	0
R. Dennison	4	3	7	0-0	0-0	0	0	0	R. Robbins	1	1	2	0-0	0-0	2	0	0
J. Ryan	4	3	7	1-0	0-0	0	0	0	S. Wilson	1	1	2	0-0	0-0	0	0	0
R. Jones	5	0	5	1-12	0-0	0	0	0	T. Lilly	1	0	1	0-0	0-0	0	0	0
M. Harden	4	0	4	0-0	0-0	1	0	0	R. Carter	1	0	1	0-0	0-0	0	0	0
T. Jackson	2	2	4	0-0	0-0	1	0	1	A. Townsend	0	0	0	0-0	0-0	0	0	1
B. Chavous	2	0	2	0-0	0-0	0	0	0	TEAM TOTALS	61	17	78	2-12	0-0	7	0	2



Seattle 31, Denver 7

Saturday, Dec. 24, 1983 • 1 p.m. PST • Kingdome • Seattle

WEATHER: Indoors • ATTENDANCE: 60,752 • TIME: 2:53

1983 AFC Wild Card Playoff Game

The Seattle Seahawks broke open a close contest against the Denver Broncos with two second-half Dave Krieg touchdown passes that propelled them to a 31-7 win in an AFC Wild Card Playoff Game in front of 60,752 fans at the Kingdome.

It didn't take the Seahawks long to get on the scoreboard as they traveled 62 yards on eight plays during their first offensive possession for a touchdown. Krieg connected with Steve Largent on a 17-yard scoring pass for a 7-0 lead with less than five minutes gone in the first quarter.

Later that period, the Broncos came back to tie the game after they mounted a 9-play, 76-yard touchdown drive. The score came on a 13-yard pass from Steve DeBerg to Jesse Myles.

Denver looked poised to take the lead, but Seattle cornerback Kerry Justin intercepted a DeBerg pass on the Broncos' next drive to end the threat. Seattle drove to Denver's 20-yard line, where Norm Johnson converted a 37-yard field goal.

On its next possession, Denver drove to the Seattle 4-yard line, but a fumble by running back Gerald Willhite was recovered by safety Paul Moyer. The Seahawks were able to run out the clock in the first half and hold on to their 10-7 lead.

The second half belonged to the Seahawks. Krieg passed for two more touchdowns and fullback David Hughes ran for another, making the score 31-7.

In the third quarter, Seattle travelled 73 yards on five plays and scored on Krieg's second touchdown pass of the game that went to tight end Pete Metzelaars.

Krieg threw his third touchdown pass of the afternoon early in the fourth quarter to give Seattle a 24-7 lead. He found wide receiver Paul Johns for an 18-yard touchdown strike, which capped a 9-play, 61-yard drive.

The Seahawks' final points came late in the fourth quarter when Hughes scored on a 2-yard run.

Despite totaling 360 yards of offense, Denver could not keep up with Seattle. Three turnovers—interceptions by DeBerg and John Elway along with a fumble by Willhite—proved to be the difference. DeBerg ended the game with 131 yards on 14-of-19 passing, and Elway added 123 yards on 10-of-15 passing in his first career postseason game.

For the Seahawks, Krieg completed 12-of-13 passes for 200 yards with three touchdowns and no interceptions. He finished with a perfect 158.3 passer rating.

OFFICIALS:

Referee — Red Cashion (43); **Umpire** — John Keck (67); **Line Judge** — Dick McKenzie (41); **Side Judge** — Gil Mace (90); **Head Linesman** — Sid Semon (109); **Back Judge** — Don Wedge (28); **Field Judge** — Bob Wortman (84).

DENVER BRONCOS

OFFENSE		DEFENSE	
WR 84 C. Sampson	LE 79 B. Chavous	LT 70 D. Studdard	NT 68 R. Carter
LG 54 K. Bishop	RE 75 R. Jones	C 64 B. Bryan	LOLB 50 J. Ryan
RG 60 P. Howard	RT 72 D. Latimer	RT 76 K. Lanier	RILB 53 R. Gradishar
TE 85 R. Eglloff	ROLB 57 T. Jackson	WR 81 S. Watson	LCB 20 L. Wright
QB 17 S. DeBerg	RCB 31 M. Harden	RB 23 S. Winder	SS 49 D. Smith
FB 34 N. Poole	FS 43 S. Foley		

BRONCOS SUBSTITUTIONS: K 3 R. Karlis, QB 7 J. Elway, P 11 L. Prestridge, CB 21 M. Dupree, DB 28 R. Jackson, S 29 W. Myers, DB 37 S. Trimble, RB 39 J. Myles, CB 45 S. Wilson, HB 46 D. Preston, RB 47 G. Willhite, LB 52 K. Woodard, LB 55 R. Dennison, LB 58 S. Busick, LB 59 D. Comeaux, G 62 T. Glasic, G 63 M. Cooper, DE 65 W. Bowyer, DE 66 B. Manor, T 67 K. Uecker, T 74 J. Baker, LB 77 K. Mecklenburg, DE 78 R. Stachowski, WR 82 Z. Thomas, TE 83 J. Sawyer, TE 88 R. Odoms. **DID NOT PLAY:** QB 8 G. Kubiak.

SEATTLE SEAHAWKS

OFFENSE		DEFENSE	
TE 88 P. Metzelaars	LE 79 J. Green	LT 64 R. Essink	NT 72 J. Nash
LG 65 E. Bailey	RE 77 J. Bryant	C 59 B. Bush	LOLB 58 B. Scholtz
RG 61 R. Pratt	LILB 52 J. Norman	RT 76 S. August	RILB 53 K. Butler
TE 87 C. Young	ROLB 56 G. Gaines	WR 80 S. Largent	LCB 26 K. Justin
QB 17 D. Krieg	RCB 22 D. Brown	RB 28 C. Warner	SS 45 K. Easley
FB 32 C. Bryant	FS 44 J. Harris		

SEAHAWKS SUBSTITUTIONS: P 8 J. West, K 9 N. Johnson, QB 10 J. Zorn, S 21 P. Moyer, CB 27 G. Johnson, WR 29 H. Jackson, RB 31 T. Dixon, FB 34 D. Doornink, S 35 D. Dufek, RB 37 E. Lane, CB 42 K. Simpson, FB 46 D. Hughes, LB 51 S. Merriman, LB 57 S. Robinson, LB 63 M. Hicks, G 66 B. Dugan, DE 70 D. Irvin, DT 74 M. Tuasosopo, WR 83 C. Castor, DE 84 S. Clancy, WR 85 P. Johns, TE 86 M. Tice, WR 89 B. Walker. **DID NOT PLAY:** WR 55 M. Jackson, C 62 K. Kauahi, G 67 R. McKenzie, T 69 M. Hernandez.

		1	2	3	4	OT	TOTAL	FIELD GOALS (made () & missed)	
VISITOR	Denver Broncos	7	0	0	0	—	7		
HOME	Seattle Seahawks	7	3	7	14	—	31	N. Johnson (37)	

Team	Qtr	Clock Time	PLAY DESCRIPTION (Extra Point) (Drive Info)	SCORE	
				Visitor	Home
SEAHAWKS	1	4:42	S. Largent 17 yd. pass from D. Krieg (N. Johnson, kick) (8-62, 4:33)	0	7
BRONCOS	1	11:22	J. Myles 13 yd. pass from S. DeBerg (R. Karlis, kick) (9-76, 4:08)	7	7
SEAHAWKS	2	5:35	N. Johnson 37 yd. Field Goal (9-32, 4:33)	7	10
SEAHAWKS	3	7:02	P. Metzelaars 5 yd. pass from D. Krieg (N. Johnson, kick) (5-73, 3:19)	7	17
SEAHAWKS	4	0:04	P. Johns 18 yd. pass from D. Krieg (N. Johnson, kick) (9-61, 4:17)	7	24
SEAHAWKS	4	5:26	D. Hughes 2 yd. run (N. Johnson, kick) (9-64, 4:43)	7	31

FINAL INDIVIDUAL STATISTICS

Denver Broncos											Seattle Seahawks																	
RUSHING	ATT	YDS	AVG	LG	TD	RUSHING	ATT	YDS	AVG	LG	TD	RUSHING	ATT	YDS	AVG	LG	TD											
S. Winder	16	59	3.7	35	0	C. Warner	23	99	4.3	15	0	D. Hughes	3	16	5.3	9	1											
N. Poole	7	25	3.6	7	0	C. Bryant	5	15	3.0	4	0	D. Krieg	3	9	3.0	6	0											
J. Elway	3	16	5.3	11	0	Z. Dixon	3	4	1.3	5	0	J. Zorn	1	2	2.0	2	0											
G. Willhite	5	16	3.2	6	0	TOTAL	38	145	3.8	15	1	TOTAL	13	12	200	2/21	3	41	0	158.3								
C. Sampson	1	8	8.0	8	0	TOTAL	13	12	200	2/21	3	41	0	158.3														
S. Watson	1	1	1.0	1	0	TOTAL	13	12	200	2/21	3	41	0	158.3														
TOTAL	33	125	3.8	35	0	TOTAL	13	12	200	2/21	3	41	0	158.3														
PASSING											PASSING																	
ATT	CMP	YDS	YD	TD	LG	IN	Rtg.	ATT	CMP	YDS	YD	TD	LG	IN	Rtg.													
S. DeBerg	19	14	131	2/19	1	22	1	87.8	D. Krieg	13	12	200	2/21	3	41	0	158.3											
J. Elway	15	10	123	0/0	0	31	1	64.0	TOTAL	13	12	200	2/21	3	41	0	158.3											
TOTAL	34	24	254	2/19	1	31	2	77.3	TOTAL	13	12	200	2/21	3	41	0	158.3											
PASS RECEIVING											PASS RECEIVING																	
NO	YDS	AVG	LG	TD							NO	YDS	AVG	LG	TD													
J. Myles	7	73	10.4	18	1							S. Largent	4	76	19.0	34	1											
S. Watson	4	51	12.8	22	0							C. Warner	3	22	7.3	9	0											
N. Poole	4	17	4.3	8	0							P. Johns	2	59	29.5	41	1											
C. Sampson	3	52	17.3	31	0							C. Young	2	38	19.0	28	0											
S. Winder	2	13	6.5	11	0							P. Metzelaars	1	5	5.0	5	1											
Z. Thomas	1	19	19.0	19	0							TOTAL	12	200	16.7	41	3											
R. Egluff	1	16	16.0	16	0							TOTAL	12	200	16.7	41	3											
S. Wilson	1	12	12.0	12	0							TOTAL	12	200	16.7	41	3											
G. Willhite	1	1	1.0	1	0							TOTAL	12	200	16.7	41	3											
TOTAL	24	254	10.6	31	1							TOTAL	12	200	16.7	41	3											
INTERCEPTIONS											INTERCEPTIONS																	
NO	YDS	AVG	LG	TD							NO	YDS	AVG	LG	TD													
TOTAL	0	0	0.0	—	0							K. Justin	1	45	45.0	45	0											
TOTAL	0	0	0.0	—	0							G. Johnson	1	0	0.0	0	0											
TOTAL	0	0	0.0	—	0							TOTAL	2	45	22.5	45	0											
PUNTING											PUNTING																	
NO	YDS	AVG	NET	TB	IN20	LG					NO	YDS	AVG	NET	TB	IN20	LG											
L. Prestridge	4	191	47.8	33.3	0	0	49					J. West	3	125	41.7	38.3	0	0	47									
TOTAL	4	191	47.8	33.3	0	0	49					TOTAL	3	125	41.7	38.3	0	0	47									
PUNT RETURNS											PUNT RETURNS																	
NO	YDS	AVG	FC	LG	TD						NO	YDS	AVG	FC	LG	TD												
Z. Thomas	3	10	3.3	0	6	0						P. Johns	4	58	14.5	0	19	0										
TOTAL	3	10	3.3	0	6	0						TOTAL	4	58	14.5	0	19	0										
KICKOFF RETURNS											KICKOFF RETURNS																	
NO	YDS	AVG	FC	LG	TD						NO	YDS	AVG	FC	LG	TD												
Z. Thomas	4	81	20.3	0	22	0						Z. Dixon	2	43	21.5	0	31	0										
S. Wilson	2	37	18.5	0	20	0						TOTAL	2	43	21.5	0	31	0										
TOTAL	6	118	19.7	0	22	0						TOTAL	2	43	21.5	0	31	0										
Denver Broncos											Seattle Seahawks																	
FUMBLES	Fum	Lost	Rec.	Yds	TD	FF	Rec.	Yds	TD	Bnds						FUMBLES	Fum	Lost	Rec.	Yds	TD	FF	Rec.	Yds	TD	Bnds		
G. Willhite	1	1	0	0	0	0	0	0	0	0						C. Warner	1	0	0	0	0	0	0	0	0	0	0	0
TOTAL	1	1	0	0	0	0	0	0	0	0						P. Metzelaars	0	0	1	0	0	0	0	0	0	0	0	
TOTAL	1	1	0	0	0	0	0	0	0	0						P. Moyer	0	0	0	0	0	0	1	0	0	0	0	
TOTAL	1	1	0	0	0	0	0	0	0	0						TOTAL	1	0	1	0	0	0	0	1	0	0	0	0

FINAL TEAM STATISTICS

BRONCOS										SEAHAWKS																			
TOTAL FIRST DOWNS										TOTAL FIRST DOWNS																			
By Rushing					5					8					4-48					3-42									
By Passing					14					9					0					0									
By Penalty					2					0					0-0					0-0									
THIRD DOWN EFFICIENCY										THIRD DOWN EFFICIENCY																			
9-17-53%					5-10-50%					9-128					8-146														
FOURTH DOWN EFFICIENCY										FOURTH DOWN EFFICIENCY																			
1-2-50%					1-1-100%					3-10					4-58														
TOTAL NET YARDS										TOTAL NET YARDS																			
360					324					No. and Yards Kickoffs (Not Including Kickoffs)					6-118					2-43									
Total Offensive Plays (inc. times thrown passing)					69					53					No. and Yards Punt Returns					3-10					4-58				
Average gain per offensive play					5.2					6.1					No. and Yards Kickoff Returns					6-118					2-43				
NET YARDS RUSHING										NET YARDS RUSHING																			
125					145					No. and Yards Interception Returns					0-0					2-45									
Total Rushing Plays					33					38					PENALTIES Number and Yards					5-35					3-34				
Average gain per rushing play					3.8					3.8					FUMBLES Number and Lost					1-1					1-0				
NET YARDS PASSING										NET YARDS PASSING																			
235					179					TOUCHDOWNS					1					4									
Times thrown – yards lost attempting to pass					2-19					2-21					Rushing					0					1				
Gross yards passing					254					200					Passing					1					3				
PASS ATTEMPTS-COMPLETIONS-HAD INTERCEPTED										PASS ATTEMPTS-COMPLETIONS-HAD INTERCEPTED																			
34-24-2					13-12-0					EXTRA POINTS Made-Attempts					1-1					4-4									
Average gain per pass play (inc. # thrown passing)					6.5					11.9					FIELD GOALS Made-Attempts					0-0					1-1				
SAFETIES					0					FINAL SCORE					7					31									
TIME OF POSSESSION					30:57					29:03																			

BRONCOS DEFENSIVE STATISTICS

(based on unofficial press box statistics)

PLAYER	UT	A	TT	S-YDS	I-YDS	PD	FF	FR	SEAHAWKS																	
									PLAYER	UT	A	TT	S-YDS	I-YDS	PD	FF	FR									
J. Ryan	6	1	7	0-0	0-0	0	0	0	S. Foley	2	3	5	0-0	0-0	0	0	0	R. Jones	2	3	5	0-0	0-0	0	0	0
S. Busick	5	1	6	0-0	0-0	0	0	0	D. Smith	4	0	4	0-0	0-0	0	0	0	T. Jackson	5	1	6	0-0	0-0	0	0	0
R. Gradišar	4	2	6	0-0	0-0	0	0	0	L. Wright	2	0	2	0-0	0-0	0	0	0	M. Harden	4	2	6	0-0	0-0	0	0	0
M. Harden	4	2	6	0-0	0-0	0	0	0	K. Woodard	2	0	2	1-11	0-0	0	0	0	B. Chavous	2	4	6	0-0	0-0	0	0	0
B. Chavous	2	4	6	0-0	0-0	0	0	0	B. Manor	1	0	1	1-10	0-0	0	0	0	R. Carter	4	1	5	0-0	0-0	0	0	0
R. Carter	4	1	5	0-0	0-0	0	0	0	W. Myers	1	0	1	0-0	0-0	0	0	0	D. Latimer	4	1	5	0-0	0-0	0	0	0
D. Latimer	4	1	5	0-0	0-0	0	0	0	TEAM TOTALS	48	19	67	2-21	0-0	0	0	0									



Houston 13, Denver 7

Sunday, Dec. 23, 1979 • 3 p.m. CST • Astrodome • Houston

WEATHER: Indoors • ATTENDANCE: 48,776 • TIME: 2:59

1979 AFC Wild Card Playoff Game

Toni Fritsch kicked two field goals that provided the margin of victory as the Houston Oilers played strong second-half defense to defeat the Denver Broncos 13-7 in an AFC Wild Card Playoff Game at the Astrodome in front of 48,776 fans.

Fritsch opened the scoring with a 31-yard first-quarter field goal, which capped an 11-play, 64-yard drive.

Denver came back to take a 7-3 lead later in the opening period on a 7-yard pass from Craig Morton to running back Dave Preston. The scoring drive covered 80 yards on 11 plays.

Houston went ahead to stay on a 3-yard run by Earl Campbell at 14:14 of the second quarter. The scoring drive totaled 74 yards on nine plays, but Campbell was injured on the touchdown run and did not return to action in the second half. Houston took the 10-7 lead into halftime.

After a scoreless third quarter, Denver linebacker Bob Swenson intercepted a Gifford Nielsen pass at the Oilers' 26-yard line midway through the fourth period. However, two sacks of Morton led to a 50-yard field goal attempt by Fred Steinfeld that hit the upright.

On the ensuing possession, the Oilers drove for a second field goal by Fritsch, this one from 20 yards that provided the final victory margin for Houston.

Denver drove to the Houston 27-yard line at the 2-minute mark, but the Oilers' defense again rose to the occasion to stifle the threat and secure the win.

Oilers quarterback Dan Pastorini and wide receiver Ken Burrough left the contest due to injuries early in the second half, putting a severe crimp in the Houston attack. But the Broncos were able to move the ball for only 216 yards, and the tenacious Houston defense sacked Morton six times for 40 yards on the afternoon.

Morton finished the game with 144 yards on 14-of-27 passing with one touchdown and one interception. On the ground, Houston's defense held the Broncos to just 51 yards by Otis Armstrong and 29 by Larry Canada. Denver also was limited to 4-of-13 (30.8%) success on third down and was forced to punt six times in the contest.

For Houston, Pastorini threw for 149 yards on 8-of-18 passing with one interception. Campbell rushed for 50 yards on 16 carries and Carpenter added 59 yards on 16 carries.

OFFICIALS:

Referee — Gene Barth (14); **Umpire** — Bob Boylston (101); **Line Judge** — Bill Reynolds (53); **Side Judge** — Royal Cathcart (16); **Head Linesman** — Gil Mace (90); **Back Judge** — Jim Kearney (107); **Field Judge** — Bob Lewis (18).

DENVER BRONCOS

OFFENSE		DEFENSE	
WR 80 R. Upchurch	LE 79 B. Chavous	LT 70 D. Studdard	NT 68 R. Carter
LG 62 T. Glassic	RE 66 B. Manor	C 64 B. Bryan	LOLB 51 B. Swenson
RG 60 P. Howard	LILB 59 J. Rizzo	RT 71 C. Minor	RILB 53 R. Gradishar
TE 88 R. Odoms	ROLB 57 T. Jackson	WR 25 H. Moses	LCB 20 L. Wright
QB 7 C. Morton	RCB 43 S. Foley	RB 24 O. Armstrong	SS 36 B. Thompson
RB 32 J. Keyworth	WS 29 B. Jackson		

BRONCOS SUBSTITUTIONS: P 11 L. Prestridge, QB 14 N. Weese, K 15 J. Turner, K 19 F. Steinfeld, CB 23 C. Pane, RB 30 J. Jensen, RB 35 L. Canada, SS 40 C. West, RB 46. D. Preston, LB 50 J. Ryan, C 55 K. Brown, LB 56 L. Evans, LB 58 R. Nairne, DE 63 J. Grant, G 65 G. Hyde, DT 72 D. Latimer, T 73 K. Clark, WR 81 S. Watson, WR 84 V. Kinney, TE 85 R. Egluff, TE 88 R. Odoms. **DID NOT PLAY:** QB 12 C. Penrose, S 47 G. Atkinson, DE 78 B. Radford.

HOUSTON OILERS

OFFENSE		DEFENSE	
WR 00 K. Burrough	DE 69 A. Dorris	LT 74 L. Gray	MG 78 C. Culp
LG 58 D. Carter	DE 65 E. Bethea	C 55 C. Mauck	LB 59 T. Washington
RG 60 E. Fisher	LB 54 G. Bingham	RT 70 C. Hayman	LB 53 A. Stringer
TE 86 M. Barber	LB 52 R. Brazile	WR 88 R. Caster	CB 33 J.C. Wilson
QB 7 D. Pastorini	CB 27 G. Sternrick	RB 45 T. Wilson	SS 32 V. Perry
RB 34 E. Campbell	WS 37 M. Reinfeldt		

OILERS SUBSTITUTIONS: QB 12 G. Werkens, QB 14 G. Nielsen, K 16 T. Fritsch, P 18 C. Parsley, DB 20 B. Currier, DB 21 C. Jefferson, RB 26 R. Carpenter, DB 36 C. Hartwig, RB 42 B. Clark, RB 47 R. Coleman, LB 50 D. Hunt, LB 51 T. Thompson, LB 63 S. Baumgartner, DT 67 M. Stenerud, G 68 T. Randall, MG 71 K. Kennard, DE 75 J. Baker, T 76 M. Towns, WR 81 J. Groth, WR 82 M. Renfro, WR 85 R. Ellander, TE 87 C. Rucker. **DID NOT PLAY:** G 64 G. Reihner.

		1	2	3	4	OT	TOTAL	FIELD GOALS (made () & missed)	
VISITOR	Denver Broncos	7	0	0	0	—	7	F. Steinfeld	50HU
HOME	Houston Oilers	3	7	0	3	—	13	T. Fritsch	(31) (20)

Team	Qtr	Clock Time	PLAY DESCRIPTION (Extra Point) (Drive Info)	SCORE	
				Visitor	Home
OILERS	1	4:58	T. Fritsch 31 yd. Field Goal (11-64, 4:59)	0	3
BRONCOS	1	11:33	D. Preston 7 yd. pass from C. Morton (J. Turner, kick) (11-80, 6:35)	7	3
OILERS	2	14:14	E. Campbell 3 yd. run (T. Fritsch, kick) (9-74, 1:47)	7	10
OILERS	4	10:42	T. Fritsch 20 yd. Field Goal (6-17, 3:35)	7	13

FINAL INDIVIDUAL STATISTICS

Denver Broncos										Houston Oilers																																	
RUSHING																																											
O. Armstrong	ATT	YDS	AVG	LG	TD	R. Carpenter	ATT	YDS	AVG	LG	TD																																
L. Canada	12	51	4.3	15	0	E. Campbell	16	59	3.7	9	0																																
D. Preston	4	29	7.2	13	0	T. Wilson	16	50	3.1	9	1																																
J. Jensen	9	24	2.7	7	0	R. Coleman	8	21	2.6	5	0																																
R. Upchurch	4	5	1.2	3	0		2	5	2.5	4	0																																
C. Morton	1	3	3.0	3	0																																						
	2	0	0.0	0	0																																						
TOTAL	32	112	3.5	15	0	TOTAL	42	135	3.2	9	1																																
PASSING																																											
TKD/										TKD/																																	
C. Morton	ATT	CMP	YDS	YD	TD	LG	IN	Rtg.	D. Pastorini	ATT	CMP	YDS	YD	TD	LG	IN	Rtg.																										
	27	14	144	6/40	1	25	1	64.4	G. Nielsen	18	8	149	1/11	0	41	1	50.0																										
										4	2	9	0/0	0	6	1	16.7																										
TOTAL	27	14	144	6/40	1	25	1	64.4	TOTAL	22	10	158	1/11	0	41	2	32.0																										
PASS RECEIVING																																											
NO										NO																																	
D. Preston	YDS	AVG	LG	TD	T. Wilson	YDS	AVG	LG	TD																																		
H. Moses	4	40	10.0	12	1	R. Carpenter	4	53	13.3	20	0																																
O. Armstrong	3	47	15.7	25	0	R. Coleman	3	26	8.7	13	0																																
R. Odoms	2	22	11.0	13	0	M. Barber	1	41	41.0	41	0																																
R. Egloff	2	3	1.5	3	0	E. Campbell	1	31	31.0	31	0																																
J. Jensen	1	17	17.0	17	0		1	7	7.0	7	0																																
L. Canada	1	11	11.0	11	0																																						
	1	4	4.0	4	0																																						
TOTAL	14	144	10.3	25	1	TOTAL	10	158	15.8	41	0																																
INTERCEPTIONS																																											
NO										NO																																	
B. Thompson	YDS	AVG	LG	TD	G. Bingham	YDS	AVG	LG	TD																																		
B. Swenson	1	12	12.0	12	0		1	15	15.0	15	0																																
	1	0	0.0	0	0																																						
TOTAL	2	12	6.0	12	0	TOTAL	1	15	15.0	15	0																																
PUNTING																																											
NO										NO																																	
L. Prestridge	YDS	AVG	NET	TB	IN20	LG	C. Parsley	YDS	AVG	NET	TB	IN20	LG																														
	6	266	44.4	37.3	0	3	52		5	216	43.2	38.2	0	3	49																												
TOTAL	6	266	44.4	37.3	0	3	52	TOTAL	5	216	43.2	38.2	0	3	49																												
PUNT RETURNS																																											
NO										NO																																	
R. Upchurch	YDS	AVG	FC	LG	TD	R. Ellender	YDS	AVG	FC	LG	TD																																
	2	25	12.5	0	17	0		5	42	8.4	1	17	0																														
RETURNS	2	25	12.5	0	17	0	RETURNS	5	42	8.4	1	17	0																														
KICKOFF RETURNS																																											
NO										NO																																	
D. Preston	YDS	AVG	FC	LG	TD	C. Hartwig	YDS	AVG	FC	LG	TD																																
R. Upchurch	3	56	18.7	0	22	0		1	26	26.0	0	26	0																														
	1	27	27.0	0	27	0																																					
RETURNS	4	83	20.8	0	27	0	RETURNS	1	26	26.0	0	26	0																														
Denver Broncos																				Houston Oilers																							
Own										Own										Opp.										Opp.													
Fumbles										Fumbles										Fumbles										Fumbles													
C. Morton	Fum	Lost	Rec.	Yds	TD	FF	Rec.	Yds	TD	Bnds	C. Morton	Fum	Lost	Rec.	Yds	TD	FF	Rec.	Yds	TD	Bnds	C. Morton	Fum	Lost	Rec.	Yds	TD	FF	Rec.	Yds	TD	Bnds	C. Morton	Fum	Lost	Rec.	Yds	TD	FF	Rec.	Yds	TD	Bnds
	1	0	1	0	0	0	0	0	0	0		0	0	0	0	0	0	0	0	0	0		0	0	0	0	0	0	0	0	0	0		0	0	0	0	0	0	0	0	0	0
TOTAL	1	0	1	0	0	0	0	0	0	0	TOTAL	0	0	0	0	0	0	0	0	0	0	TOTAL	0	0	0	0	0	0	0	0	0	0	TOTAL	0	0	0	0	0	0	0	0	0	0

FINAL TEAM STATISTICS

BRONCOS										OILERS										BRONCOS										OILERS													
TOTAL FIRST DOWNS																				17	15	PUNTS Number and Average																				5-45	5-43
By Rushing																				7	8	Had Blocked																				0	0
By Passing																				9	6	FGs - PATs Had Blocked																				0-0	0-0
By Penalty																				1	1	TOTAL RETURN YARDAGE (Not Including Kickoffs)																				37	57
THIRD DOWN EFFICIENCY										4-13-31%	7-17-40%	No. and Yards Punt Returns										2-25	5-42																				
FOURTH DOWN EFFICIENCY										0-1-0%	0-1-0%	No. and Yards Kickoff Returns										4-83	1-26																				
TOTAL NET YARDS										216	282	No. and Yards Interception Returns										2-12	1-15																				
Total Offensive Plays (inc. times thrown passing)																				65	65	PENALTIES Number and Yards										7-70	2-19										
Average gain per offensive play																				3.3	4.3	FUMBLES Number and Lost										1-0	0-0										
NET YARDS RUSHING																				112	135	TOUCHDOWNS																				1	1
Total Rushing Plays																				32	42	Rushing																				1	1
Average gain per rushing play																				3.5	3.2	Passing																				1	0
NET YARDS PASSING																				104	147	Returns																				0	0
Times thrown - yards lost attempting to pass																				6-40	1-11	EXTRA POINTS Made-Attempts																				1-1	1-1
Gross yards passing																				144	158	FIELD GOALS Made-Attempts																				0-1	2-2
PASS ATTEMPTS-COMPLETIONS-HAD INTERCEPTED										27-14-1	22-10-2	SAFETIES																				7	13										
Average gain per pass play (inc. # thrown passing)																				3.1	6.4	FINAL SCORE																				0	0
																						TIME OF POSSESSION																				27:38	32:22

BRONCOS DEFENSIVE STATISTICS

(based on unofficial press box statistics)

PLAYER	UT	A	TT	S-YDS	I-YDS	PD	FF	FR	PLAYER	UT	A	TT	S-YDS	I-YDS	PD	FF	FR
R. Gradishar	12	1	13	0-0	0-0	2	0	0	B. Manor	2	0	2	0-0	0-0	0	0	0
R. Carter	6	4	10	0-0	0-0	0	0	0	J. Rizzo	2	0	2	0-0	0-0	0	0	0
T. Jackson	4	2	6	0-0	0-0	0	0	0	J. Ryan	2	0	2	0-0	0-0	0	0	0
B. Jackson	4	1	5	0-0	0-0	0	0	0	L. Canada	1	0	1	0-0	0-0	0	0	0
B. Chavous	4	0	4	1-11	0-0	0	0	0	L. Evans	1	0	1	0-0	0-0	0	0	0
B. Swenson	4	0	4	0-0	1-0	1	0	0	J. Grant	1	0	1	0-0	0-0	0	0	0
D. Latimer	3	0	3	0-0	0-0	0	0	0	B. Thompson	1	0	1	0-0	1-12	0	0	0
L. Wright	3	0	3	0-0	0-0	2	0	0	C. West	1	0	1	0-0	0-0	0	0	0
S. Foley	2	0	2	0-0	0-0	2	0	0	TEAM TOTALS	53	8	61	1-11	2-12	7	0	0



Pittsburgh 33, Denver 10

Saturday, Dec. 30, 1978 • 2 p.m. MST • Three Rivers Stadium • Pittsburgh

WEATHER: Light Rain, 33°, Wind S 5 mph • **ATTENDANCE:** 48,921 • **TIME:** 3:02

1978 AFC Divisional Playoff Game

Two fourth-quarter touchdown passes by Pittsburgh quarterback Terry Bradshaw lifted the Steelers to a 33-10 victory against the Denver Broncos in an AFC Divisional Playoff Game in front of 48,921 fans at Three Rivers Stadium.

Bradshaw threw a 45-yard scoring pass to John Stallworth and a 38-yard touchdown to Lynn Swann in the final period, capping a brilliant performance by the Pittsburgh passer.

The Broncos took a 3-0 lead midway through the first quarter on a 37-yard Jim Turner field goal. The Steelers controlled the game following the score, however, posting 16 unanswered points to build a comfortable lead.

Pittsburgh running back Franco Harris scored his first touchdown of the game on a 1-yard plunge that capped an 8-play, 66-yard drive. After the missed extra point attempt, the Steelers held a 6-3 lead at the 12:27 mark of the first quarter.

The Steelers increased their lead on Harris' second touchdown of the game early in the second quarter. He scored on an 18-yard run that gave Pittsburgh a 13-3 advantage before Roy Gerela's 24-yarder upped its margin to 16-3 later in the quarter.

Denver moved to within six points, 16-10, on a 3-yard Dave Preston touchdown run with two minutes left in the first half. But with just seven seconds remaining in the second quarter, Gerela kicked another field goal, a 27-yarder, that sent the Broncos into the locker room trailing 19-10.

Denver threatened to pull closer in the third quarter, but Turner's 29-yard field goal attempt was blocked.

Early in the fourth quarter, Bradshaw found Stallworth for a 45-yard touchdown pass to cap a 4-play, 71-yard drive. A short time later, Swann hauled in a 38-yard touchdown pass from Bradshaw that put the Steelers ahead 33-10.

Pittsburgh recorded 425 yards of total offense with Bradshaw accounting for 272 through the air. He completed 16-of-29 (55.2%) passes to go along with the two touchdowns. Stallworth led all players with 156 yards on 10 receptions, and Swann finished with 52 yards on two catches.

The eventual World Champion Steelers limited the Broncos' offense to just 218 yards. Broncos quarterback Norris Weese finished the game with 118 yards on 8-of-16 passing and was sacked five times. He also was Denver's leading rusher, accounting for 43 yards on four carries.

OFFICIALS:

Referee — Gene Barth (14); **Umpire** — Gordon Wells (89); **Line Judge** — Bob Beeks (59); **Side Judge** — Royal Cathcart (16); **Head Linesman** — Ed Marion (26); **Back Judge** — John Fouch (45); **Field Judge** — Dick Dolack (31).

DENVER BRONCOS

OFFENSE		DEFENSE	
WR 82	J. Dolbin	LE 79	B. Chavous
LT 71	C. Minor	NT 68	R. Carter
LG 62	T. Glassic	RE 77	L. Alzado
C 64	B. Bryan	LOLB 51	B. Swenson
RG 60	P. Howard	LILB 59	J. Rizzo
RT 76	T. Neville	RILB 53	R. Gaddishar
TE 88	R. Odoms	ROLB 57	T. Jackson
WR 25	H. Moses	LC 20	L. Wright
QB 7	C. Morton	RC 43	S. Foley
RB 41	R. Lytle	SS 36	B. Thompson
RB 32	J. Keyworth	WS 29	B. Jackson

BRONCOS SUBSTITUTIONS: P 10 B. Dilts, QB 14 N. Weese, K 15 J. Turner, DB 23 C. Pane, DB 27 M. Harvey, RB 33 L. Perrin, RB 35 L. Canada, DB 40 C. West, RB 46. D. Preston, C 50 B. Maples, LB 55 G. Turk, LB 56 L. Evans, LB 58 R. Nairne, DE 63 J. Grant, G 65 G. Hyde, WR 80 R. Upchurch, WR 84 V. Kinney, TE 87 B. Moore. **DID NOT PLAY:** QB 12 C. Penrose, RB 24 O. Armstrong, DE 66 B. Manor, G 67 S. Schindler.

PITTSBURGH STEELERS

OFFENSE		DEFENSE	
WR 82	J. Stallworth	LE 68	L. Greenwood
LT 55	J. Kolb	LT 75	J. Greene
LG 57	S. Davis	RT 64	S. Furness
C 52	M. Webster	RE 76	J. Banaszak
RG 74	R. Pinney	LLB 59	J. Ham
RT 79	L. Brown	MLB 58	J. Lambert
TE 84	R. Grossman	RLB 56	R. Cole
WR 88	L. Swann	LCB 29	R. Johnson
QB 12	T. Bradshaw	RCB 47	M. Blount
RB 20	R. Bleier	SS 31	D. Shell
RB 32	F. Harris	FS 23	M. Wagner

STEELERS SUBSTITUTIONS: P 5 C. Colquitt, K 10 R. Gerela, QB 15 M. Kruczek, DB 21 T. Dundy, DB 25 R. Oldham, DB 30 L. Anderson, RB 35 J. Deloplaime, RB 38 S. Thornton, RB 39 R. Moser, LB 51 L. Toews, LB 53 D. Winston, DE 65 T. Beasley, T 66 T. Petersen, DT 67 G. Dunn, DE 69 F. Anderson, G 72 G. Mullins, G 77 S. Courson, DE 78 D. White, WR 83 T. Bell, WR 86 J. Smith, TE 87 J. Mandich. **DID NOT PLAY:** QB 18 C. Stoudt, TE 89 B. Cunningham.

		1	2	3	4	OT	TOTAL		
VISITOR	Denver Broncos	3	7	0	0	—	10	FIELD GOALS (made () & missed) J. Turner (37) 29B R. Gerela (24) (27)	
HOME	Pittsburgh Steelers	6	13	0	14	—	33		

Team	Qtr	Clock Time	PLAY DESCRIPTION (Extra Point) (Drive Info)	SCORE	
				Visitor	Home
BRONCOS	1	9:10	J. Turner 37 yd. Field Goal (5-6, 3:41)	3	0
STEELERS	1	12:27	F. Harris 1 yd. run (kick failed) (8-66, 3:17)	3	6
STEELERS	2	1:36	F. Harris 18 yd. run (R. Gerela, kick) (4-43, 2:05)	3	13
STEELERS	2	8:54	R. Gerela 24 yd. Field Goal (8-38, 3:20)	3	16
BRONCOS	2	13:04	D. Preston 3 yd. run (J. Turner, kick) (4-49, 2:00)	10	16
STEELERS	2	14:53	R. Gerela 27 yd. Field Goal (7-45, 1:49)	10	19
STEELERS	4	3:29	J. Stallworth 45 yd. pass from T. Bradshaw (R. Gerela, kick) (4-71, 2:14)	10	26
STEELERS	4	4:03	L. Swann 38 yd. pass from T. Bradshaw (R. Gerela, kick) (2-29, 0:21)	10	33

FINAL INDIVIDUAL STATISTICS

Denver Broncos											Pittsburgh Steelers													
RUSHING	ATT	YDS	AVG	LG	TD	RUSHING	ATT	YDS	AVG	LG	TD	RUSHING	ATT	YDS	AVG	LG	TD							
N. Weese	4	43	10.7	12	0	F. Harris	24	105	4.4	18	2	D. Shell	0	0	0	0	0							
D. Preston	4	14	3.5	10	1	R. Bleier	8	26	3.2	8	0	T. Bell	1	0	0	0	0							
J. Keyworth	6	12	2.0	5	0	R. Moser	2	6	3.0	3	0	T. Dungy	0	1	0	0	0							
R. Lytle	5	6	1.2	4	0	T. Bradshaw	2	4	2.0	4	0	T. Bradshaw	2	1	-12	0	0							
L. Perrin	6	6	1.0	8	0	S. Thornton	2	4	2.0	3	0	R. Bleier	1	0	0	0	0							
O. Armstrong	1	3	3.0	3	0	J. Deloplaine	1	4	4.0	4	0	R. Grossman	0	1	0	0	0							
L. Canada	1	3	3.0	3	0	J. Smith	1	4	4.0	4	0	D. Winston	0	0	1	0	0							
TOTAL	27	87	3.2	12	1	TOTAL	40	153	3.8	18	2	TOTAL	4	1	3	-12	0							
PASSING	ATT	CMP	YDS	TD	LG	INT	Rtg.	PASSING	ATT	CMP	YDS	TD	LG	INT	Rtg.	PASSING	ATT	CMP	YDS	TD	LG	INT	Rtg.	
N. Weese	16	8	118	5/30	0	28	0	74.5	T. Bradshaw	29	16	272	0/0	2	45	1	95.8							
C. Morton	5	3	34	1/7	0	19	0	80.4																
B. Dilts	1	1	16	0/0	0	16	0	118.8																
TOTAL	22	12	168	6/37	0	28	0	79.4	TOTAL	29	16	272	0/0	2	45	1	95.8							
PASS RECEIVING	NO	YDS	AVG	LG	TD	PASS RECEIVING	NO	YDS	AVG	LG	TD	PASS RECEIVING	NO	YDS	AVG	LG	TD							
J. Dolbin	4	77	19.3	28	0	J. Stallworth	10	156	15.6	45	1	J. Dolbin	4	77	19.3	28	0							
H. Moses	2	33	16.5	19	0	R. Grossman	4	64	16.0	22	0	H. Moses	2	33	16.5	19	0							
D. Preston	2	19	9.5	16	0	L. Swann	2	52	26.0	38	1	D. Preston	2	19	9.5	16	0							
L. Perrin	2	16	8.0	11	0							L. Perrin	2	16	8.0	11	0							
R. Odums	1	24	24.0	24	0							R. Odums	1	24	24.0	24	0							
R. Lytle	1	-1	-1.0	-1	0							R. Lytle	1	-1	-1.0	-1	0							
TOTAL	12	168	14.0	28	0	TOTAL	16	272	17.0	45	2	TOTAL	12	168	14.0	28	0							
INTERCEPTIONS	NO	YDS	AVG	LG	TD	INTERCEPTIONS	NO	YDS	AVG	LG	TD	INTERCEPTIONS	NO	YDS	AVG	LG	TD							
B. Swenson	1	4	4.0	4	0							B. Swenson	1	4	4.0	4	0							
B. Thompson	0	6	6.0	6	0							B. Thompson	0	6	6.0	6	0							
TOTAL	1	10	10.0	6	0	TOTAL	0	0	0.0	—	0	TOTAL	1	10	10.0	6	0							
PUNTING	NO	YDS	AVG	NET	TB	IN20	LG	PUNTING	NO	YDS	AVG	NET	TB	IN20	LG									
B. Dilts	6	204	34.0	29.3	0	1	43	C. Colquitt	2	72	36.0	21.0	0	1	38									
TOTAL	6	204	34.0	29.3	0	1	43	TOTAL	2	72	36.0	21.0	0	1	38									
PUNT RETURNS	NO	YDS	AVG	FC	LG	TD	PUNT RETURNS	NO	YDS	AVG	FC	LG	TD											
R. Upchurch	2	30	15.0	0	22	0	T. Bell	3	7	2.3	1	4	0											
							J. Deloplaine	1	21	21.0	0	21	0											
							J. Smith	0	0	0.0	1	0	0											
RETURNS	2	30	15.0	0	22	0	RETURNS	4	28	7.0	2	21	0											
KICKOFF RETURNS	NO	YDS	AVG	FC	LG	TD	KICKOFF RETURNS	NO	YDS	AVG	FC	LG	TD											
R. Upchurch	3	47	15.7	0	24	0	L. Anderson	2	57	28.5	0	30	0											
L. Perrin	1	18	18.0	0	18	0	S. Thornton	1	8	8.0	0	8	0											
J. Keyworth	1	5	5.0	0	5	0																		
C. Pane	1	0	0.0	0	0	0																		
RETURNS	6	70	11.7	0	24	0	RETURNS	3	65	21.7	0	30	0											
Denver Broncos	FUMBLE	Fum	Lost	Own	Rec.	Yds	TD	Opp.	Rec.	Yds	TD	Out	Bnds	Pittsburgh Steelers	FUMBLE	Fum	Lost	Own	Rec.	Yds	TD	Out	Bnds	
L. Canada	1	1	0	0	0	0	0	0	0	0	0	0	0	D. Shell	0	0	0	0	0	0	0	0	0	
T. Jackson	0	0	0	0	0	0	1	0	0	0	0	0	0	T. Bell	1	0	0	0	0	0	0	0	0	
R. Upchurch	1	1	0	0	0	0	0	0	0	0	0	0	0	T. Dungy	0	1	0	0	0	0	0	0	0	
TOTAL	2	2	0	0	0	0	1	0	0	0	0	0	0	TOTAL	4	1	3	-12	0	0	2	0	0	0

FINAL TEAM STATISTICS

BRONCOS										STEELERS																																																																																					
TOTAL FIRST DOWNS	By Rushing					By Passing					By Penalty					THIRD DOWN EFFICIENCY					FOURTH DOWN EFFICIENCY					TOTAL NET YARDS					Total Offensive Plays (inc. times thrown passing)					NET YARDS RUSHING					NET YARDS PASSING					PASS ATTEMPTS-COMPLETIONS-HAD INTERCEPTED					Average gain per pass play (inc. # thrown passing)																																												
	15					24					9					11					2					3-14-21%					6-14-43%					218					425					55					69					3.9					6.1					87					153					131					272					22-10-1					29-16-1				
	8					9					8					4					2-30					1-2-50%					3-4-75%					215					69					3.9					6.1					87					153					131					272					22-10-1					29-16-1														
	2					11					4					2-30					1-2-50%					3-4-75%					215					69					3.9					6.1					87					153					131					272					22-10-1					29-16-1																			
	2					11					4					2-30					1-2-50%					3-4-75%					215					69					3.9					6.1					87					153					131					272					22-10-1					29-16-1																			
	2					11					4					2-30					1-2-50%					3-4-75%					215					69					3.9					6.1					87					153					131					272					22-10-1					29-16-1																			
	2					11					4					2-30					1-2-50%					3-4-75%					215					69					3.9					6.1					87					153					131					272					22-10-1					29-16-1																			
	2					11					4					2-30					1-2-50%					3-4-75%					215					69					3.9					6.1					87					153					131					272					22-10-1					29-16-1																			
	2					11					4					2-30					1-2-50%					3-4-75%					215					69					3.9					6.1					87					153					131					272					22-10-1					29-16-1																			
	2					11					4					2-30					1-2-50%					3-4-75%					215					69					3.9					6.1					87					153					131					272					22-10-1					29-16-1																			
	2					11					4					2-30					1-2-50%					3-4-75%					215					69					3.9					6.1					87					153					131					272					22-10-1					29-16-1																			
	2					11					4					2-30					1-2-50%					3-4-75%					215					69					3.9					6.1					87					153					131					272					22-10-1					29-16-1																			
	2					11					4					2-30					1-2-50%					3-4-75%					215					69					3.9					6.1					87					153					131					272					22-10-1					29-16-1																			
	2					11					4					2-30					1-2-50%					3-4-75%					215					69					3.9					6.1					87					153					131					272					22-10-1					29-16-1																			
	2					11					4					2-30					1-2-50%					3-4-75%					215					69					3.9					6.1					87					153					131					272					22-10-1					29-16-1																			
	2					11					4					2-30					1-2-50%					3-4-75%					215					69					3.9					6.1					87					153					131					272					22-10-1					29-16-1																			
	2					11					4					2-30					1-2-50%					3-4-75%					215					69					3.9					6.1					87					153					131					272					22-10-1					29-16-1																			
	2					11					4					2-30					1-2-50%					3-4-75%					215					69					3.9					6.1					87					153					131					272					22-10-1					29-16-1																			
	2					11					4					2-30					1-2-50%					3-4-75%					215					69					3.9					6.1					87					153					131					272					22-10-1					29-16-1																			
	2					11					4					2-30					1-2-50%					3-4-75%					215					69					3.9					6.1					87					153					131					272					22-10-1					29-16-1																			
	2					11					4					2-30					1-2-50%					3-4-75%					215					69					3.9					6.1					87					153					131					272					22-10-1																								



Dallas 27, Denver 10

Sunday, Jan. 15, 1978 • 5:17 p.m. CST • Louisiana Superdome • New Orleans

WEATHER: Indoors • ATTENDANCE: 76,400 • TIME: 3:32

Super Bowl XII



The Dallas Cowboys evened their Super Bowl record at 2-2 by defeating the Denver Broncos 27-10

in Super Bowl XII before a sellout crowd of 76,400 fans at the Louisiana Superdome and 90 million television viewers, the largest audience ever to watch a sporting event at the time.

Dallas converted two interceptions by safety Randy Hughes and cornerback Aaron Kyle into 10 points in the first quarter. Efen Herrera added a 43-yard field goal in the second quarter to give the Cowboys a 13-0 halftime advantage.

The Denver offense struggled through the first two quarters. Playing in their first-ever Super Bowl, the Broncos ended the opening half with five giveaways (3 fumbles, 2 interceptions) on their final five possessions.

The Broncos came back momentarily to start the third quarter when Craig Morton engineered a drive to the Cowboys' 30-yard line, where Jim Turner booted a 47-yard field goal to make the score 13-3. After an exchange of punts, Dallas wide receiver Butch Johnson made a spectacular diving catch in the end zone to complete a 45-yard pass from Roger Staubach and put the Cowboys ahead 20-3 at 8:01 of the third quarter.

On the ensuing kickoff, the momentum swung back to the Broncos when Rick Upchurch returned the kick 67 yards to the Dallas 26. Norris Weese relieved Morton at quarterback on the second play of the series with Morton, who was intercepted only eight times during the regular season, having thrown a Super Bowl-record four interceptions in the contest. Weese provided a spark, guiding the Broncos to a touchdown (1-yard run by Rob Lytle) that cut the Dallas lead to 20-10 with 5:39 left in the third.

But Dallas clinched the victory when running back Robert Newhouse threw a 29-yard touchdown pass to Golden Richards on an option play at 7:56 of the fourth quarter.

The Cowboys' offense totaled 325 yards while their defense limited the Broncos to 156 yards for an average of 2.7 yards per play. Dallas also won the time-of-possession battle by posting a 38:34-to-21:26 advantage.

Staubach completed 17-of-25 (68.0%) passes for 183 yards with one touchdown for a 102.6 passer rating. Defensive end Harvey Martin and defensive tackle Randy White, who were named co-MVPs, led a Cowboys defense that posted eight takeaways (4 fumbles, 4 interceptions) for the game.

OFFICIALS:

Referee — Jim Tunney (32); **Umpire** — Joe Connell (57); **Line Judge** — Art Holst (33); **Head Linesman** — Tony Veteri (36); **Back Judge** — Ray Douglas (5); **Field Judge** — Bob Wortman (84).

DENVER BRONCOS

OFFENSE		DEFENSE	
WR 82	J. Dolbin	LE 79	B. Chavous
LT 74	A. Maurer	NT 68	R. Carter
LG 62	T. Glassic	RE 77	L. Alzado
C 52	M. Montler	LOLB 51	B. Swenson
RG 60	P. Howard	LILB 59	J. Rizzo
RT 71	C. Minor	RILB 53	R. Gradishar
TE 88	R. Odoms	ROLB 57	T. Jackson
WR 25	H. Moses	LCB 20	L. Wright
QB 17	C. Morton	RCB 43	S. Foley
RB 24	O. Armstrong	SS 36	B. Thompson
RB 32	J. Keyworth	FS 29	B. Jackson

BRONCOS SUBSTITUTIONS: P 10 B. Dilts, QB 14 N. Weese, K 15 J. Turner, DB 21 R. Polt, RB 30 J. Jensen, RB 35 L. Perrin, DB 40 R. Rich, RB 41 R. Lytle, C 50 B. Maples, LB 55 G. Turk, LB 56 L. Evans, LB 58 R. Nairne, DE 63 J. Grant, G 65 G. Hyde, DE 66 B. Manor, DT 70 P. Smith, T 73 H. Allison, WR 80 R. Upchurch, TE 85 R. Egloff, WR 86 J. Schultz. **DID NOT PLAY:** QB 12 C. Penrose. **INACTIVE:** DB 26 L. Riley, G 67 S. Schindler.

DALLAS COWBOYS

OFFENSE		DEFENSE	
WR 86	B. Johnson	LE 72	E. Jones
LT 73	R. Neely	LT 75	J. Pugh
LG 68	H. Scott	RT 54	R. White
C 62	J. Fitzgerald	RE 79	H. Martin
RG 64	T. Rafferty	LLB 56	T. Henderson
RT 67	P. Donovan	MLB 53	B. Breunig
TE 89	B. DuPree	RLB 50	D. D. Lewis
WR 88	D. Pearson	LCB 31	B. Barnes
QB 12	R. Staubach	RCB 25	A. Kyle
RB 33	T. Dorsett	SS 41	C. Waters
RB 44	R. Newhouse	FS 43	C. Harris

COWBOYS SUBSTITUTIONS: K 1 E. Herrera, QB/P 11 D. White, DB 20 M. Renfro, RB 21 D. Dennison, RB 26 P. Pearson, RB 35 S. Laidlaw, RB 36 L. Brinson, S 42 R. Hughes, CB 46 M. Washington, LB 57 B. Huther, LB 58 M. Hegman, LB 59 G. Brown, OL 61 J. Cooper, DL 63 L. Cole, DE 65 D. Stalls, G 66 B. Lawless, T 70 R. Wright, T 71 A. Frederick, DL 77 B. Gregory, WR 80 T. Hill, WR 83 G. Richards. **INACTIVE:** QB 18 G. Careno, TE 87 J. Saldi.

		1	2	3	4	OT	TOTAL	FIELD GOALS (made () & missed)	
VISITOR	Dallas Cowboys	10	3	7	7	—	27	E. Herrera	(35) (43) 43WL 32WR 44WL
HOME	Denver Broncos	0	0	10	0	—	10	J. Turner	(47)

Team	Qtr	Clock Time	PLAY DESCRIPTION (Extra Point) (Drive Info)	SCORE	
				Visitor	Home
COWBOYS	1	10:31	T. Dorsett 3 yd. run (E. Herrera, kick) (5-25, 2:40)	7	0
COWBOYS	1	13:29	E. Herrera 35 yd. Field Goal (6-17, 1:56)	10	0
COWBOYS	2	3:44	E. Herrera 43 yd. Field Goal (8-32, 3:31)	13	0
BRONCOS	3	2:28	J. Turner 47 yd. Field Goal (9-35, 2:28)	13	3
COWBOYS	3	8:01	B. Johnson 45 yd. pass from R. Staubach (E. Herrera, kick) (6-58, 2:29)	20	3
BRONCOS	3	9:21	R. Lytle 1 yd. run (J. Turner, kick) (5-26, 1:20)	20	10
COWBOYS	4	7:56	G. Richards 29 yd. pass from R. Newhouse (E. Herrera, kick) (1-29, 0:07)	27	10

FINAL INDIVIDUAL STATISTICS

Dallas Cowboys											Denver Broncos												
RUSHING	ATT	YDS	AVG	LG	TD	RUSHING	ATT	YDS	AVG	LG	TD	RUSHING	ATT	YDS	AVG	LG	TD						
T. Dorsett	15	66	4.4	19	1	R. Lytle	10	35	3.5	16	1	R. Lytle	10	35	3.5	16	1						
R. Newhouse	14	55	3.9	10	0	O. Armstrong	7	27	3.9	18	0	O. Armstrong	7	27	3.9	18	0						
D. White	1	13	13.0	13	0	N. Weese	3	26	8.7	10	0	N. Weese	3	26	8.7	10	0						
P. Pearson	3	11	3.7	5	0	J. Jensen	1	16	16.0	16	0	J. Jensen	1	16	16.0	16	0						
R. Staubach	3	1	2.0	5	0	J. Keyworth	5	9	1.8	6	0	J. Keyworth	5	9	1.8	6	0						
S. Laidlaw	1	1	1.0	1	0	L. Perrin	3	8	2.7	4	0	L. Perrin	3	8	2.7	4	0						
B. Johnson	1	-9	-9.0	-9	0																		
TOTAL	38	143	3.8	19	1	TOTAL	29	121	4.2	18	1	TOTAL	29	121	4.2	18	1						
PASSING	ATT	CMP	YDS	YD	TD	LG	IN	Rtg.	PASSING	ATT	CMP	YDS	YD	TD	LG	IN	Rtg.						
R. Staubach	25	17	183	5/35	1	45	0	102.6	C. Morton	15	4	39	2/20	0	21	4	40.0						
D. White	2	1	5	0/0	0	5	0	56.3	N. Weese	10	4	22	2/6	0	9	0	47.9						
R. Newhouse	1	1	29	0/0	1	29	0	158.3															
TOTAL	28	19	217	5/35	2	45	0	114.7	TOTAL	25	8	61	4/26	0	21	4	1.7						
PASS RECEIVING	NO	YDS	AVG	LG	TD	PASS RECEIVING	NO	YDS	AVG	LG	TD	PASS RECEIVING	NO	YDS	AVG	LG	TD						
P. Pearson	5	37	7.4	11	0	J. Dolbin	2	24	12.0	15	0	J. Dolbin	2	24	12.0	15	0						
B. DuPree	4	66	16.5	19	0	R. Odoms	2	9	4.5	10	0	R. Odoms	2	9	4.5	10	0						
R. Newhouse	3	-1	-0.3	5	0	H. Moses	1	21	21.0	21	0	H. Moses	1	21	21.0	21	0						
B. Johnson	2	53	26.5	45	1	R. Upchurch	1	9	9.0	9	0	R. Upchurch	1	9	9.0	9	0						
G. Richards	2	38	19.0	29	1	J. Jensen	1	5	5.0	5	0	J. Jensen	1	5	5.0	5	0						
T. Dorsett	2	11	5.5	15	0	L. Perrin	1	-7	-7.0	-7	0	L. Perrin	1	-7	-7.0	-7	0						
D. Pearson	1	13	13.0	13	0																		
TOTAL	19	217	11.4	45	2	TOTAL	8	61	7.6	21	0	TOTAL	8	61	7.6	21	0						
INTERCEPTIONS	NO	YDS	AVG	LG	TD	INTERCEPTIONS	NO	YDS	AVG	LG	TD	INTERCEPTIONS	NO	YDS	AVG	LG	TD						
M. Washington	1	27	27.0	27	0																		
A. Kyle	1	19	19.0	19	0																		
B. Barnes	1	0	0.0	0	0																		
R. Hughes	1	0	0.0	0	0																		
TOTAL	4	46	11.5	27	0	TOTAL	0	0	0.0	—	0	TOTAL	0	0	0.0	—	0						
PUNTING	NO	YDS	AVG	NET	TB	IN20	LG	PUNTING	NO	YDS	AVG	NET	TB	IN20	LG	PUNTING	NO	YDS	AVG	NET	TB	IN20	LG
D. White	5	208	41.6	37.2	0	0	53	B. Dilts	4	153	38.2	33.3	1	1	46	B. Dilts	4	153	38.2	33.3	1	1	46
TOTAL	5	208	41.6	37.2	0	0	53	TOTAL	4	153	38.2	33.3	1	1	46	TOTAL	4	153	38.2	33.3	1	1	46
PUNT RETURNS	NO	YDS	AVG	FC	LG	TD	PUNT RETURNS	NO	YDS	AVG	FC	LG	TD	PUNT RETURNS	NO	YDS	AVG	FC	LG	TD			
T. Hill	1	0	0.0	1	0	0	R. Upchurch	3	22	7.3	0	0	0	R. Upchurch	3	22	7.3	0	0	0			
							J. Schultz	1	0	0.0	0	0	0	J. Schultz	1	0	0.0	0	0	0			
RETURNS	1	0	0.0	1	0	0	RETURNS	4	22	5.5	0	0	0	RETURNS	4	22	5.5	0	0	0			
KICKOFF RETURNS	NO	YDS	AVG	FC	LG	TD	KICKOFF RETURNS	NO	YDS	AVG	FC	LG	TD	KICKOFF RETURNS	NO	YDS	AVG	FC	LG	TD			
B. Johnson	2	29	14.5	0	15	0	R. Upchurch	3	94	31.3	0	67	0	R. Upchurch	3	94	31.3	0	67	0			
L. Brinson	1	22	22.0	0	22	0	J. Schultz	2	62	31.0	0	37	0	J. Schultz	2	62	31.0	0	37	0			
							J. Jensen	1	17	17.0	0	17	0	J. Jensen	1	17	17.0	0	17	0			
RETURNS	3	51	17.0	0	22	0	RETURNS	6	173	28.8	0	67	0	RETURNS	6	173	28.8	0	67	0			

Dallas Cowboys											Denver Broncos										
FUMBLES	Fum	Lost	Rec.	Yds	TD	FF	Rec.	Yds	TD	Bnds	FUMBLES	Fum	Lost	Rec.	Yds	TD	FF	Rec.	Yds	TD	Bnds
B. Johnson	2	0	2	0	0	0	0	0	0	0	J. Schultz	1	1	0	0	0	0	0	0	0	0
T. Hill	1	0	1	0	0	0	0	0	0	0	J. Dolbin	1	1	0	0	0	0	0	0	0	0
T. Dorsett	1	1	0	0	0	0	0	0	0	0	R. Odoms	1	1	0	0	0	0	0	0	0	0
B. DuPree	1	1	0	0	0	0	0	0	0	0	N. Weese	1	1	0	0	0	0	0	0	0	0
R. Staubach	1	0	0	0	0	0	0	0	0	0	T. Jackson	0	0	0	0	0	1	0	0	0	0
J. Fitzgerald	0	0	1	0	0	0	0	0	0	0	R. Carter	0	0	0	0	0	1	0	0	0	0
B. Huther (1-0), R. Hughes (2-21) and A. Kyle (1-0) had opponent recoveries																					
TOTAL	6	2	4	0	0	0	4	4	0	0	TOTAL	4	4	0	0	0	0	2	0	0	0

FINAL TEAM STATISTICS

COWBOYS											BRONCOS										
TOTAL FIRST DOWNS	17										11										
By Rushing	8										8										
By Passing	8										1										
By Penalty	1										2										
THIRD DOWN EFFICIENCY	6-17(1-35%)										3-14-21%										
FOURTH DOWN EFFICIENCY	1-1-100%										3-4-75%										
TOTAL NET YARDS	325										156										
Total Offensive Plays (inc. times thrown passing)	71										58										
Average gain per offensive play	4.6										2.7										
NET YARDS RUSHING	143										121										
Total Rushing Plays	28										29										
Average gain per rushing play	3.8										4.2										
NET YARDS PASSING	182										35										
Times thrown - yards lost attempting to pass	5-35										4-26										
Gross yards passing	217										61										
PASS ATTEMPTS-COMPLETIONS-HAD INTERCEPTED	28-19-0										25-8-4										
Average gain per pass play (inc. # thrown passing)	6.6										2.1										
PUNTS Number and Average	5-42										4-38										
Had Blocked	0										0										
FGS - PATS Had Blocked	0-0										0-0										
TOTAL RETURN YARDAGE (Not Including Kickoffs)	97										195										
No. and Yards Punt Returns	1-0										4-22										
No. and Yards Kickoff Returns	3-51										6-173										
No. and Yards Interception Returns	4-46										0-0										
PENALTIES Number and Yards	12-94										8-60										
FUMBLES Number and Lost	6-2										4-4										
TOUCHDOWNS	3										1										
Rushing	1										1										
Passing	2										0										
Returns	0										0										
EXTRA POINTS Made-Attempts	3-3										1-1										
FIELD GOALS Made-Attempts	2-5										1-1										
SAFETIES	2										10										
FINAL SCORE	27										10										
TIME OF POSSESSION	38:34										21:26										

BRONCOS DEFENSIVE STATISTICS

(based on unofficial press box statistics)

PLAYER	UT	A	TT	S-YDS	I-YDS	PD	FF	FR	PLAYER	UT	A	TT	S-YDS	I-YDS	PD	FF	FR
J. Rizzo	6	3	9	0-0	0-0	1	0	0	P. Smith	2	1	3	0-0	0-0	0	0	0
R. Carter	6	2	8	2-10	0-0	0	0	1	B. Chavous	2	0	2	0-0	0-0	0	0	0
R. Gradishar	5	3	8	0-0	0-0	1	0	0	J. Grant	2	0	2	0-0	0-0	0	0	0
T. Jackson	7	0	7	1-9	0-0	1	0	1	S. Foley	1	1	2	0-0	0-0	0	0	0
L. Alzado	6	1	7	2-16	0-0	0	0	0	R. Politi	1	1	2	0-0	0-0	0	0	0
B. Jackson	5	2	7	0-0	0-0	1	0	0	R. Rich	1	1	2	0-0	0-0	0	0	0
B. Swenson	4	2	6	0-0	0-0	1	0	0	B. Manor	1	0	1	0-0	0-0	0	0	0
B. Thompson	3	2	5	0-0	0-0	2	0	0	R. Nairne	1	0	1	0-0	0-0	0	0	0
L. Wright	3	2	5	0-0	0-0	2	0	0	<								



Denver 20, Oakland 17

Sunday, Jan. 1, 1978 • 12 p.m. MST • Mile High Stadium • Denver

WEATHER: Mostly Sunny, 18°, Wind NE 3 mph • **ATTENDANCE:** 74,982 • **TIME:** 2:55

1977 AFC Championship Game

Denver quarterback Craig Morton threw two touchdown passes to wide receiver Haven Moses that helped the Broncos defeat the defending Super Bowl champion Oakland Raiders 20-17 in the AFC Championship Game in front of 74,982 fans at Mile High Stadium.

Morton completed 10-of-20 (50.0%) passes for 224 yards with two touchdowns and one interception, guiding the Broncos to their first-ever Super Bowl berth. The win was the Broncos' second against the Raiders in three meetings with the club during the 1977 season.

The Raiders scored on their initial possession when Errol Mann kicked a 20-yard field goal to end an 18-play, 54-yard drive 10:34 into the first quarter. Morton connected with Moses for the Broncos' first touchdown two plays later on a 74-yard scoring pass, giving Denver a 7-3 advantage. Despite several Raiders comeback attempts, the Broncos did not surrender the lead for the remainder of the game.

Denver took advantage of two costly Oakland turnovers to increase its lead in the second half. Defensive end Brandon Manor recovered running back Clarence Davis' fumble at the Oakland 17, and running back Jon Keyworth scored from the 1-yard line to increase the Broncos' lead to 14-3 at 6:23 of the third quarter.

Oakland quarterback Ken Stabler found tight end Dave Casper for the first of two scoring passes, a 7-yarder, to narrow the Denver lead to 14-10 with 39 seconds elapsed in the final period. On Oakland's next possession, linebacker Bob Swenson intercepted a Stabler pass to put the Broncos in position for another score. Morton then threw a 12-yard touchdown pass to Moses for the Broncos' final score at 7:17 of the period, giving the club a 20-10 advantage.

Oakland finished the scoring on its next series when Stabler threw a 17-yard touchdown pass to Casper with less than four minutes to play. Denver controlled the ball for the final 3:08 and gave Red Miller the AFC title in his first year as head coach.

Moses, a 10-year veteran, led all players with 168 yards on five catches (33.6 avg.) with two touchdowns. On the ground, Denver ran 37 times and used a balanced attack to gain 91 yards with Lonnie Perrin leading the way (11 carries, 42 yards).

The Denver defense, which was No. 1 in the NFL against the run during the regular season, held the Raiders to 94 rushing yards (2.6 avg.) and limited Oakland to just 204 passing yards while adding one interception and one sack.

OFFICIALS:

Referee — Chuck Heberling (46); **Umpire** — Ralph Morcroft (15); **Line Judge** — Bruce Alford (24); **Head Linesman** — Ed Marion (26); **Back Judge** — Stan Javie (29); **Field Judge** — Arman Terzian (23).

DENVER BRONCOS

OFFENSE		DEFENSE	
WR 82 J. Dolbin	DE 79 B. Chavous	LT 74 A. Maurer	NT 68 R. Carter
LG 62 T. Glassic	DE 77 L. Alzado	C 52 M. Montler	LB 53 R. Gradishar
RG 60 P. Howard	LB 51 B. Swenson	RT 71 C. Minor	LB 57 T. Jackson
TE 88 R. Odoms	LB 59 J. Rizzo	WR 25 H. Moses	LCB 20 L. Wright
QB 7 C. Morton	RCB 43 S. Foley	RB 41 R. Lytle	S 36 B. Thompson
RB 32 J. Keyworth	S 29 B. Jackson		

BRONCOS SUBSTITUTIONS: P 10 B. Dilts, QB 14 N. Weese, K 15 J. Turner, DB 21 R. Polt, RB 24 O. Armstrong, RB 30 J. Jensen, RB 35 L. Perrin, DB 40 R. Rich, RB 41 R. Lytle, C 50 B. Maples, LB 55 G. Turk, LB 56 L. Evans, LB 58 R. Nairne, DE 63 J. Grant, G 65 G. Hyde, DE 66 B. Manor, G 67 S. Schindler, DT 70 P. Smith, WR 80 R. Upchurch, TE 85 R. Egloff, WR 86 J. Schultz. **DID NOT PLAY:** QB 12 C. Penrose. **INACTIVE:** DB 26 L. Riley, T 73 H. Allison.

OAKLAND RAIDERS

OFFENSE		DEFENSE	
WR 21 C. Branch	LE 72 J. Matuszak	LT 78 A. Shell	ME 74 D. Rowe
LG 63 G. Siphaw	RE 60 O. Sistrunk	C 50 D. Dalby	LB 52 F. Rice
RG 64 G. Buehler	LB 58 M. Johnson	RT 70 H. Lawrence	LB 39 W. Hall
TE 87 D. Casper	LB 83 T. Hendricks	WR 25 F. Biletnikoff	CB 37 L. Hayes
QB 12 K. Stabler	CB 24 W. Brown	RB 28 C. Davis	S 26 S. Thomas
RB 30 M. van Eeghen	S 32 J. Tatum		

RAIDERS SUBSTITUTIONS: P 1 R. Guy, QB 11 D. Humm, K 14 E. Mann, DB 20 N. Colzie, DB 22 J. Warren, RB 29 H. Ginn, RB 31 C. Garrett, RB 35 T. Robiskie, RB 40 P. Banaszak, DB 42 S. Jackson, TE 46 W. Bankston, WR 49 Siani, LB 52 F. Rice, LB 56 J. Barnes, LB 57 R. McClanahan, G 65 M. Marvin, C 66 S. Sylvester, DE 67 P. Toomay, DT 76 M. McCoy, WR 81 M. Bradshaw. **DID NOT PLAY:** QB 15 M. Rae, G 75 Vella. **INACTIVE:** LB 53 R. Martin, TE 88 T. Kwalick.

		1	2	3	4	OT	TOTAL	FIELD GOALS (made () & missed)		
VISITOR	Oakland Raiders	3	0	0	14	—	17	E. Mann	(20)	19HU
HOME	Denver Broncos	7	0	7	6	—	20	J. Turner	40WL	21 WR 44WL

Team	Qtr	Clock Time	PLAY DESCRIPTION (Extra Point) (Drive Info)	SCORE	
				Visitor	Home
RAIDERS	1	10:34	E. Mann 20 yd. Field Goal (18-54, 7:44)	3	0
BRONCOS	1	11:01	H. Moses 74 yd. pass from C. Morton (J. Turner, kick) (2-69, 0:27)	3	7
BRONCOS	3	6:23	J. Keyworth 1 yd. run (J. Turner, kick) (4-17, 1:48)	3	14
RAIDERS	4	0:39	D. Casper 7 yd. pass from K. Stabler (E. Mann, kick) (6-48, 2:25)	10	14
BRONCOS	4	7:17	H. Moses 12 yd. pass from C. Morton (pass failed) (3-17, 1:29)	10	20
RAIDERS	4	11:44	D. Casper 17 yd. pass from K. Stabler (E. Mann, kick) (8-74, 4:17)	17	20

FINAL INDIVIDUAL STATISTICS

Oakland Raiders										Denver Broncos																	
RUSHING	ATT	YDS	AVG	LG	TD	RUSHING	ATT	YDS	AVG	LG	TD	RUSHING	ATT	YDS	AVG	LG	TD	RUSHING	ATT	YDS	AVG	LG	TD				
M. van Eeghen	20	71	3.6	13	0	L. Perrin	11	42	3.8	10	0	M. van Eeghen	20	71	3.6	13	0	L. Perrin	11	42	3.8	10	0				
P. Banaszak	7	22	3.1	9	0	R. Lytle	7	26	3.7	8	0	P. Banaszak	7	22	3.1	9	0	R. Lytle	7	26	3.7	8	0				
C. Davis	9	1	0.1	6	0	J. Keyworth	8	19	2.4	7	1	C. Davis	9	1	0.1	6	0	J. Keyworth	8	19	2.4	7	1				
						O. Armstrong	7	16	2.3	8	0							O. Armstrong	7	16	2.3	8	0				
						J. Jensen	1	2	2.0	2	0							J. Jensen	1	2	2.0	2	0				
						C. Morton	2	-4	-2.0	-2	0							C. Morton	2	-4	-2.0	-2	0				
						H. Moses	1	-10	-10.0	-10	0							H. Moses	1	-10	-10.0	-10	0				
TOTAL	36	94	2.6	13	0	TOTAL	37	91	2.5	10	1	TOTAL	36	94	2.6	13	0	TOTAL	37	91	2.5	10	1				
PASSING	ATT	CMP	YDS	TD	LG	INT	Rtg.	PASSING	ATT	CMP	YDS	TD	LG	INT	Rtg.	PASSING	ATT	CMP	YDS	TD	LG	INT	Rtg.				
K. Stabler	35	17	215	1/11	2	26	1	75.3	C. Morton	20	10	224	1/7	2	74	1	102.9	K. Stabler	35	17	215	1/11	2	26	1		
TOTAL	35	17	215	1/11	2	26	1	75.3	TOTAL	20	10	224	1/7	2	74	1	102.9	TOTAL	35	17	215	1/11	2	26	1		
PASS RECEIVING	NO	YDS	AVG	LG	TD	PASS RECEIVING	NO	YDS	AVG	LG	TD	PASS RECEIVING	NO	YDS	AVG	LG	TD	PASS RECEIVING	NO	YDS	AVG	LG	TD				
D. Casper	5	71	14.2	26	2	H. Moses	5	168	33.6	74	2	D. Casper	5	71	14.2	26	2	H. Moses	5	168	33.6	74	2				
F. Biletnikoff	4	38	9.5	15	0	L. Perrin	2	20	10.0	16	0	F. Biletnikoff	4	38	9.5	15	0	L. Perrin	2	20	10.0	16	0				
C. Branch	3	59	19.7	24	0	J. Jensen	1	20	20.0	20	0	C. Branch	3	59	19.7	24	0	J. Jensen	1	20	20.0	20	0				
M. van Eeghen	2	8	4.0	5	0	R. Odoms	1	13	13.0	13	0	M. van Eeghen	2	8	4.0	5	0	R. Odoms	1	13	13.0	13	0				
M. Bradshaw	1	25	25.0	25	0	J. Keyworth	1	3	3.0	3	0	M. Bradshaw	1	25	25.0	25	0	J. Keyworth	1	3	3.0	3	0				
M. Siani	1	12	12.0	12	0							M. Siani	1	12	12.0	12	0										
P. Banaszak	1	2	2.0	2	0							P. Banaszak	1	2	2.0	2	0										
TOTAL	17	215	12.6	26	2	TOTAL	10	224	22.4	74	2	TOTAL	17	215	12.6	26	2	TOTAL	10	224	22.4	74	2				
INTERCEPTIONS	NO	YDS	AVG	LG	TD	INTERCEPTIONS	NO	YDS	AVG	LG	TD	INTERCEPTIONS	NO	YDS	AVG	LG	TD	INTERCEPTIONS	NO	YDS	AVG	LG	TD				
F. Rice	1	11	11.0	11	0	B. Swenson	1	14	14.0	14	0	F. Rice	1	11	11.0	11	0	B. Swenson	1	14	14.0	14	0				
TOTAL	1	11	11.0	11	0	TOTAL	1	14	14.0	14	0	TOTAL	1	11	11.0	11	0	TOTAL	1	14	14.0	14	0				
PUNTING	NO	YDS	AVG	NET	TB	IN20	LG	PUNTING	NO	YDS	AVG	NET	TB	IN20	LG	PUNTING	NO	YDS	AVG	NET	TB	IN20	LG				
R. Guy	5	180	36.0	25.6	2	0	44	B. Dilts	4	163	40.8	39.5	0	1	55	R. Guy	5	180	36.0	25.6	2	0	44				
TOTAL	5	180	36.0	25.6	2	0	44	TOTAL	4	163	40.8	39.5	0	1	55	TOTAL	5	180	36.0	25.6	2	0	44				
PUNT RETURNS	NO	YDS	AVG	FC	LG	TD	PUNT RETURNS	NO	YDS	AVG	FC	LG	TD	PUNT RETURNS	NO	YDS	AVG	FC	LG	TD	PUNT RETURNS	NO	YDS	AVG	FC	LG	TD
C. Garrett	2	5	2.5	0	5	0	R. Upchurch	2	12	6.0	0	9	0	C. Garrett	2	5	2.5	0	5	0	R. Upchurch	2	12	6.0	0	9	0
RETURNS	2	5	2.5	0	5	0	RETURNS	2	12	6.0	0	9	0	RETURNS	2	5	2.5	0	5	0	RETURNS	2	12	6.0	0	9	0
KICKOFF RETURNS	NO	YDS	AVG	FC	LG	TD	KICKOFF RETURNS	NO	YDS	AVG	FC	LG	TD	KICKOFF RETURNS	NO	YDS	AVG	FC	LG	TD	KICKOFF RETURNS	NO	YDS	AVG	FC	LG	TD
C. Garrett	3	111	37.0	0	62	0	R. Upchurch	2	33	16.5	0	18	0	C. Garrett	3	111	37.0	0	62	0	R. Upchurch	2	33	16.5	0	18	0
C. Davis	1	25	25.0	0	25	0	J. Schultz	1	20	20.0	0	20	0	C. Davis	1	25	25.0	0	25	0	J. Schultz	1	20	20.0	0	20	0
RETURNS	4	136	34.0	0	62	0	RETURNS	4	67	16.8	0	20	0	RETURNS	4	136	34.0	0	62	0	RETURNS	4	67	16.8	0	20	0
Oakland Raiders	Fum	Lost	Rec.	Yds	TD	FF	Rec.	Yds	TD	FF	Rec.	Yds	TD	FF	Rec.	Yds	TD	FF	Rec.	Yds	TD	FF	Rec.	Yds	TD	FF	
C. Davis	1	1	0	0	0	0	0	0	0	0	0	0	0	0	0	0	0	0	0	0	0	0	0	0	0	0	
C. Garrett	1	1	0	0	0	0	0	0	0	0	0	0	0	0	0	0	0	0	0	0	0	0	0	0	0	0	
TOTAL	2	2	0	0	0	0	0	0	0	0	0	0	0	0	0	0	0	0	0	0	0	0	0	0	0	0	
Denver Broncos	Fum	Lost	Rec.	Yds	TD	FF	Rec.	Yds	TD	FF	Rec.	Yds	TD	FF	Rec.	Yds	TD	FF	Rec.	Yds	TD	FF	Rec.	Yds	TD	FF	
B. Manor	0	0	0	0	0	0	0	0	0	0	0	0	0	0	0	0	0	0	0	0	0	0	0	0	0	0	
L. Evans	0	0	0	0	0	0	0	0	0	0	0	0	0	0	0	0	0	0	0	0	0	0	0	0	0	0	
TOTAL	0	0	0	0	0	0	0	0	0	0	0	0	0	0	0	0	0	0	0	0	0	0	0	0	0	0	

FINAL TEAM STATISTICS

RAIDERS										BRONCOS											
TOTAL FIRST DOWNS	20					16					PUNTS Number and Average	5-36					4-41				
By Rushing	6					6					Had Blocked	0					0				
By Passing	11					8					FGs - PATS Had Blocked	0-0					0-0				
By Penalty	3					2					TOTAL RETURN YARDAGE (Not Including Kickoffs)	152					93				
THIRD DOWN EFFICIENCY	7-16-44%					5-13-39%					No. and Yards Punt Returns	2-5					2-12				
FOURTH DOWN EFFICIENCY	1-1-100%					0-0-0%					No. and Yards Kickoff Returns	4-136					4-67				
TOTAL NET YARDS	298					308					No. and Yards Interception Returns	1-11					1-14				
Total Offensive Plays (inc. times thrown passing)	72					58					PENALTIES Number and Yards	2-6					8-46				
Average gain per offensive play	4.1					5.3					FUMBLES Number and Lost	2-2					0-0				
NET YARDS RUSHING	94					91					TOUCHDOWNS	2					3				
Total Rushing Plays	36					37					Rushing	0					1				
Average gain per rushing play	2.6					2.5					Passing	2					2				
NET YARDS PASSING	204					217					Returns	0					0				
Times thrown - yards lost attempting to pass	1-11					1-7					EXTRA POINTS Made-Attempts	2-2					2-3				
Gross yards passing	215					224					FIELD GOALS Made-Attempts	1-2					0-3				
PASS ATTEMPTS-COMPLETIONS-HAD INTERCEPTED	35-17-1					20-10-1					SAFETIES	0					0				
Average gain per pass play (inc. # thrown passing)	5.7					10.3					FINAL SCORE	17					20				
											TIME OF POSSESSION	32:59					27:01				

BRONCOS DEFENSIVE STATISTICS

(based on unofficial press box statistics)

PLAYER	RAIDERS								BRONCOS							
	UT	A	TT	S-YDS	I-YDS	PD	FF	FR	PLAYER	UT	A	TT	S-YDS	I-YDS	PD	FF
R. Gradishar	4	4	8	0-0												



Denver 34, Pittsburgh 21

Sunday, Dec. 24, 1977 • 2 p.m. MST • Mile High Stadium • Denver

WEATHER: Sunny, 43°, Wind E 9 mph • **ATTENDANCE:** 75,011 • **TIME:** 3:15

1977 AFC Divisional Playoff Game

After ties at 7, 14 and 21, Jim Turner kicked a 44-yard field goal in the fourth quarter that put Denver ahead to stay as the Broncos beat the Pittsburgh Steelers 34-21 in an AFC Divisional Playoff Game in front of 75,011 fans at Mile High Stadium.

Denver, in its first-ever playoff game, took a 7-0 lead when running back Rob Lytle broke through the Steelers' defense to score on a 7-yard run midway through the first quarter. The score came four plays after a Steelers punt was blocked by John Schultz and recovered at Pittsburgh's 17-yard line.

Pittsburgh pulled even in the second quarter when quarterback Terry Bradshaw scampers in for a 1-yard score. Later in the period, linebacker Tom Jackson recovered a fumble at Pittsburgh's 10-yard line that set up a 10-yard touchdown run by Otis Armstrong on the next play to give Denver a 14-7 lead. The teams entered halftime tied at 14 after Franco Harris scored on a 1-yard touchdown run late in the second quarter.

The Broncos regained the lead, 21-14, when Riley Odoms hauled in a 30-yard pass from Craig Morton for a third-quarter touchdown. Pittsburgh answered early in the fourth quarter with a 1-yard touchdown pass from Bradshaw to Larry Brown.

Midway through the final quarter, Denver went on top to stay on the strength of a 44-yard field goal by Turner. On their next drive, the Broncos opened up a 6-point lead when Turner hit a 25-yard field goal with just less than six minutes left in the game. Denver then put the contest out of reach when Morton tossed his second touchdown of the game on a strike to Jack Dolbin from 34 yards out. The score was set up after Jackson intercepted his second pass of the game, giving the Broncos the ball on Pittsburgh's 33-yard line.

Morton finished the game completing 11-of-23 passes for 164 yards with two touchdowns as the Broncos racked up 258 yards of offense against one of the NFL's top defenses. Odoms led all players with five receptions for 43 yards, and Moses chipped in 45 receiving yards on two catches.

Denver's "Orange Crush" defense kept the Steelers off balance all game, holding Bradshaw to just 177 passing yards on 19-of-37 attempts and intercepting him three times. Jackson posted three takeaways (2 interceptions, 1 fumble) while Broncos safety Billy Thompson registered a team-high 13 tackles, including 10 solo stops, to help the club earn the first postseason win in franchise history.

OFFICIALS:

Referee — Gene Barth (14); **Umpire** — Paul Trepinski (22); **Line Judge** — Royal Cathcart (16); **Head Linesman** — Frank Glover (85); **Back Judge** — Bob Rice (80); **Field Judge** — Ed Merrifield (76).

DENVER BRONCOS

OFFENSE		DEFENSE	
WR 25 H. Moses	LE 79 B. Chavous	LT 74 A. Maurer	RT 68 R. Carter
LG 62 T. Glassic	RE 77 L. Alzado	C 52 M. Montler	LB 51 B. Swenson
RG 60 P. Howard	LB 53 R. Gradishar	RB 71 C. Minor	LB 57 T. Jackson
TE 88 R. Odoms	LB 59 J. Rizzo	WR 82 J. Dolbin	LCB 20 L. Wright
QB 7 C. Morton	RCB 43 S. Foley	RB 41 R. Lytle	S 36 B. Thompson
RB 32 J. Keyworth	S 29 B. Jackson		

BRONCOS SUBSTITUTIONS: P 10 B. Dilts, QB 14 N. Weese, K 15 J. Turner, DB 21 R. Polti, RB 24 O. Armstrong, RB 30 J. Jensen, DB 40 R. Rich, RB 41 R. Lytle, C 50 B. Maples, LB 55 G. Turk, LB 56 L. Evans, LB 58 R. Nairne, DE 63 J. Grant, G 65 G. Hyde, DE 66 B. Manor, G 67 S. Schindler, DT 70 P. Smith, WR 80 R. Upchurch, TE 85 R. Egloff, WR 86 J. Schultz. **DID NOT PLAY:** QB 12 C. Penrose, RB 35 L. Perrin. **INACTIVE:** DB 26 L. Riley, T 73 H. Allison.

PITTSBURGH STEELERS

OFFENSE		DEFENSE	
WR 82 J. Stallworth	LE 64 S. Furness	LT 57 S. Davis	RT 73 J. Greene
LG 55 J. Kolb	RE 63 E. Holmes	C 52 M. Webster	RE 78 D. White
RG 50 J. Clack	LB 59 J. Ham	RB 74 R. Pinney	LB 58 J. Lambert
TE 79 L. Brown	LB 51 L. Toews	WR 88 L. Swann	CB 24 J.T. Thomas
QB 12 T. Bradshaw	CB 45 J. Allen	RB 20 R. Bleier	S 31 D. Shell
RB 32 F. Harris	S 27 G. Edwards		

STEELERS SUBSTITUTIONS: K 10 R. Gerela, QB 16 N. Graff, P 17 R. Engles, DB 21 T. Dundy, RB 28 A. Maxson, DB 29 B. Sexton, RB 38 S. Thornton, RB 46 R. Harrison, LB 53 D. Winston, LB 54 D. LaCrosse, LB 56 R. Cole, LB 60 B. Cousino, T 66 T. Peterson, DE 68 L. Greenwood, G 72 G. Mullins, T 74 R. Pinney, TE 84 R. Grossman, WR 85 E. Pough, WR 86 J. Smith, TE 89 B. Cunningham. **DID NOT PLAY:** WR 43 F. Lewis, CB 47 M. Blount. **INACTIVE:** QB 18 C. Stout, RB 36 J. Deloplaire.

		1	2	3	4	OT	TOTAL	FIELD GOALS (made () & missed)	
VISITOR	Pittsburgh Steelers	0	14	0	7	—	21		
HOME	Denver Broncos	7	7	7	13	—	34	J. Turner	(44) (25)

Team	Qtr	Clock Time	PLAY DESCRIPTION (Extra Point) (Drive Info)	SCORE	
				Visitor	Home
BRONCOS	1	8:47	R. Lytle 7 yd. run (J. Turner, kick) (4-17, 1:56)	0	7
STEELERS	2	5:59	T. Bradshaw 1 yd. run (R. Gerela, kick) (11-56, 5:10)	7	7
BRONCOS	2	10:45	O. Armstrong 10 yd. run (J. Turner, kick) (1-10, 0:04)	7	14
STEELERS	2	13:19	F. Harris 1 yd. run (R. Gerela, kick) (9-65, 2:35)	14	14
BRONCOS	3	13:36	R. Odoms 30 yd. pass from C. Morton (J. Turner, kick) (4-41, 1:01)	14	21
STEELERS	4	4:05	L. Brown 1 yd. pass from T. Bradshaw (R. Gerela, kick) (4-61, 1:42)	21	21
BRONCOS	4	7:43	J. Turner 44 yd. Field Goal (7-39, 3:29)	21	24
BRONCOS	4	9:50	J. Turner 25 yd. Field Goal (4-2, 1:36)	21	27
BRONCOS	4	13:16	J. Dolbin 34 yd. pass from C. Morton (J. Turner, kick) (2-33, 0:13)	21	34

FINAL INDIVIDUAL STATISTICS

Pittsburgh Steelers										Denver Broncos											
RUSHING	ATT	YDS	AVG	LG	TD					RUSHING	ATT	YDS	AVG	LG	TD						
F. Harris	28	92	3.3	20	1					O. Armstrong	11	44	4.0	29	1						
T. Bradshaw	4	21	5.3	11	1					R. Lytle	12	26	2.2	7	1						
R. Bleier	7	14	2.0	5	0					J. Keyworth	5	20	4.4	6	0						
										J. Jensen	4	13	3.3	5	0						
										C. Morton	5	0	0.0	6	0						
TOTAL	39	127	3.3	20	2					TOTAL	37	103	2.8	29	2						
PASSING										PASSING											
	ATT	CMP	YDS	TKD/ YD	TD	LG	IN	Rtg.			ATT	CMP	YDS	TKD/ YD	TD	LG	IN	Rtg.			
T. Bradshaw	37	19	177	0/0	1	48	3	40.0			C. Morton	23	11	164	1/9	2	34	0	100.6		
TOTAL	37	19	177	0/0	1	48	3	40.0			TOTAL	23	11	164	1/9	2	34	0	100.6		
PASS RECEIVING										PASS RECEIVING											
	NO	YDS	AVG	LG	TD						NO	YDS	AVG	LG	TD						
F. Stallworth	4	80	20.0	48	0					R. Odoms	5	43	8.6	30	1						
F. Harris	4	20	5.0	12	0					H. Moses	2	45	22.5	27	0						
B. Cunningham	3	42	14.0	19	0					J. Jensen	2	33	16.5	29	0						
A. Maxson	3	11	3.7	10	0					J. Dolbin	1	34	34.0	34	1						
R. Bleier	2	10	5.0	7	0					O. Armstrong	1	9	9.0	9	0						
R. Grossman	1	7	7.0	7	0																
L. Swann	1	6	6.0	6	0																
L. Brown	1	1	1.0	1	1																
TOTAL	19	177	9.3	48	1					TOTAL	11	164	14.9	34	2						
INTERCEPTIONS										INTERCEPTIONS											
	NO	YDS	AVG	LG	TD						NO	YDS	AVG	LG	TD						
										T. Jackson	2	49	24.5	32	0						
										B. Jackson	1	15	15.0	15	0						
TOTAL	0	0	0.0	—	0					TOTAL	3	64	21.3	32	0						
PUNTING										PUNTING											
	NO	YDS	AVG	NET	TB	IN20	LG				NO	YDS	AVG	NET	TB	IN20	LG				
R. Engles	5	204	40.8	38.4	0	0	55				B. Dilts	5	188	37.6	31.4	0	1	41			
TOTAL	5	204	40.8	38.4	0	0	55				TOTAL	5	188	37.6	31.4	0	1	41			
PUNT RETURNS										PUNT RETURNS											
	NO	YDS	AVG	FC	LG	TD					NO	YDS	AVG	FC	LG	TD					
J. Smith	4	31	7.8	1	17	0				B. Thompson	2	5	2.5	0	3	0					
												J. Schultz	1	4	4.0	0	4	0			
												R. Upchurch	1	3	3.0	1	3	0			
RETURNS	4	31	7.8	1	17	0				RETURNS	4	12	3.0	1	4	0					
KICKOFF RETURNS										KICKOFF RETURNS											
	NO	YDS	AVG	FC	LG	TD					NO	YDS	AVG	FC	LG	TD					
J. Smith	4	80	20.0	0	34	0				R. Upchurch	3	58	19.3	0	26	0					
A. Maxson	1	24	24.0	0	24	0				J. Schultz	1	27	27.0	0	27	0					
RETURNS	5	104	20.8	0	34	0				RETURNS	4	85	21.3	0	27	0					
Pittsburgh Steelers										Denver Broncos											
	Fum	Lost	Rec.	Yds	TD	Opp. FF	Rec.	Yds	TD	Opp. Bnds		Fum	Lost	Rec.	Yds	TD	Opp. FF	Rec.	Yds	TD	Opp. Bnds
B. Cunningham	1	0	1	0	0	0	0	0	0	0	R. Gradishar	1	0	0	0	0	0	1	5	0	0
F. Harris	1	0	0	0	0	0	0	0	0	0	T. Jackson	0	0	1	25	0	0	0	0	0	0
J. Greene	0	0	0	0	0	0	1	0	0	0	J. Keyworth	1	1	0	0	0	0	0	0	0	0
TOTAL	2	1	1	0	0	0	1	0	0	0	TOTAL	3	1	2	25	0	1	1	5	0	0

FINAL TEAM STATISTICS

STEELERS										BRONCOS														
TOTAL FIRST DOWNS										TOTAL FIRST DOWNS														
By Rushing					18					15					6-34					5-38				
By Passing					10					5					1					0				
By Penalty					8					9					0-0					0-0				
THIRD DOWN EFFICIENCY					11-22-50%					4-13-31%					135					161				
FOURTH DOWN EFFICIENCY					1-2-50%					0-1-0%					4-31					4-12				
TOTAL NET YARDS					304					258					5-104					4-85				
Total Offensive Plays (inc. times thrown passing)					76					61					0-0					3-64				
Average gain per offensive play					4.0					4.2					10-67					3-20				
NET YARDS RUSHING					127					103					2-1					3-1				
Total Rushing Plays					39					37					3					4				
Average gain per rushing play					3.3					2.8					2					2				
NET YARDS PASSING					177					155					0					0				
Times thrown – yards lost attempting to pass					0-0					1-9					EXTRA POINTS Made-Attempts					3-3				
Gross yards passing					177					164					FIELD GOALS Made-Attempts					0-0				
PASS ATTEMPTS-COMPLETIONS-HAD INTERCEPTED					37-19-3					23-11-0					SAFETIES					0				
Average gain per pass play (inc. # thrown passing)					4.8					6.5					FINAL SCORE					21				
															TIME OF POSSESSION					34:26				

BRONCOS DEFENSIVE STATISTICS

(based on unofficial press box statistics)

PLAYER	UT	A	TT	S-YDS	I-YDS	PD	FF	FR	PLAYER	UT	A	TT	S-YDS	I-YDS	PD	FF	FR
B. Thompson	10	3	13	0-0	0-0	0	0	0	R. Nairne	2	1	3	0-0	0-0	0	0	0
R. Gradishar	5	5	10	0-0	0-0	1	0	0	R. Rich	1	2	3	0-0	0-0	0	0	0
T. Jackson	7	1	8	0-0	2-49	2	0	1	P. Smith	1	1	2	0-0	0-0	0	0	0
J. Rizzo	5	2	7	0-0	0-0	1	0	0	G. Turk	1	1	2	0-0	0-0	0	0	0
B. Swenson	4	2	6	0-0	0-0	0	0	0	J. Grant	0	2	2	0-0	0-0	0	0	0
B. Jackson	4	1	5	0-0	1-15	1	0	0	R. Carter	1	0	1	0-0	0-0	0	0	0
L. Alzado	3	2	5	0-0	0-0	0	1	0	B. Manor	1	0	1	0-0	0-0	0	0	0
B. Chavous	4	0	4	0-0	0-0	0	0	0	R. Polt	1	0	1	0-0	0-0	1	0	0
L. Wright	3	0	3	0-0	0-0	2	0	0	TEAM TOTALS	53	23	76	0-0	3-64	8	1	1



YEAR-BY-YEAR HEAD COACHES/RECORDS

Season	Coach	W	L	T	Pct.
1960	Frank Filchock	4	9	1	
1961	Frank Filchock	3	11	0	
	Filchock's totals	7	20	1	.268
1962	Jack Faulkner	7	7	0	
1963	Jack Faulkner	2	11	1	
1964	Jack Faulkner	0	4	0	
	Faulkner's totals	9	22	1	.297
1964	Mac Speedie	2	7	1	
1965	Mac Speedie	0	10	0	
1966	Mac Speedie	0	2	0	
	Speedie's totals	6	19	1	.250
1966	Ray Malavasi	4	8	0	
	Malavasi's totals	4	8	0	.333
1967	Lou Saban	3	11	0	
1968	Lou Saban	5	9	0	
1969	Lou Saban	5	8	1	
1970	Lou Saban	5	8	1	
1971	Lou Saban	5	8	1	
	Saban's totals	20	42	3	.331
1971	Jerry Smith	2	3	0	
	Smith's totals	2	3	0	.400
1972	John Ralston	5	9	0	
1973	John Ralston	7	5	2	
1974	John Ralston	7	6	1	
1975	John Ralston	9	9	0	
1976	John Ralston	9	9	0	
	Ralston's totals	34	33	3	.507
1977	Red Miller	12	2	0	
	Playoffs	2	1	0	
1978	Red Miller	10	6	0	
	Playoffs	1	0	0	
1979	Red Miller	10	6	0	
	Playoffs	8	8	0	
1980	Red Miller	8	8	0	
	Miller's regular season totals	40	22	0	.645
	Miller's overall totals	42	25	0	.627
1981	Dan Reeves	10	6	0	
1982	Dan Reeves	2	7	0	
1983	Dan Reeves	9	7	0	
	Playoffs	0	1	0	
1984	Dan Reeves	13	3	0	
	Playoffs	3	0	0	
1985	Dan Reeves	11	5	0	
1986	Dan Reeves	11	5	0	
	Playoffs	2	1	0	
1987	Dan Reeves	10	4	1	
	Playoffs	2	1	0	
1988	Dan Reeves	8	8	0	
1989	Dan Reeves	11	5	0	
	Playoffs	2	2	0	
1990	Dan Reeves	5	11	0	
1991	Dan Reeves	12	4	0	
	Playoffs	1	1	0	
1992	Dan Reeves	8	8	0	
	Reeves' regular season totals	110	73	1	.600
	Reeves' overall totals	117	79	1	.596
1993	Wade Phillips	9	7	0	
	Playoffs	7	9	0	
1994	Wade Phillips	7	9	0	
	Phillips' regular season totals	16	16	0	.500
	Phillips' overall totals	17	0	.485	
1995	Mike Shanahan	8	8	0	
1996	Mike Shanahan	13	3	0	
	Playoffs	0	1	0	
1997	Mike Shanahan	12	4	0	
	Playoffs	4	0	0	
1998	Mike Shanahan	14	2	0	
	Playoffs	3	0	0	
1999	Mike Shanahan	6	10	0	
2000	Mike Shanahan	11	5	0	
	Playoffs	0	1	0	
2001	Mike Shanahan	8	8	0	
2002	Mike Shanahan	9	7	0	
2003	Mike Shanahan	10	6	0	
	Playoffs	0	1	0	
2004	Mike Shanahan	10	6	0	
	Playoffs	0	1	0	
2005	Mike Shanahan	13	3	0	
	Playoffs	1	1	0	
2006	Mike Shanahan	9	7	0	
2007	Mike Shanahan	8	8	0	
2008	Mike Shanahan	8	8	0	
	Shanahan's regular season totals	138	86	0	.616
	Shanahan's overall totals	146	91	0	.616
2009	Josh McDaniels	8	8	0	
2010	Josh McDaniels	3	9	0	
	McDaniels' totals	11	17	0	.393
2010	Eric Studesville	1	3	0	
	Studesville's totals	3	0	.250	
2011	John Fox	8	8	0	
	Playoffs	1	1	0	
2012	John Fox	13	3	0	
	Playoffs	0	1	0	
2013	John Fox	13	3	0	
	Playoffs	2	1	0	
2014	John Fox	12	4	0	
	Playoffs	0	1	0	
	Fox's regular season totals	46	18	0	.719
	Fox's overall totals	49	22	0	.690

Season	Coach	W	L	T	Pct.
2015	Gary Kubiak	12	4	0	
	Playoffs	3	0	0	
2016	Gary Kubiak	9	7	0	
	Kubiak's regular season totals	21	11	0	.656
	Kubiak's overall totals	24	11	0	.686
2017	Vance Joseph	5	11	0	
2018	Vance Joseph	6	10	0	
	Joseph's totals	11	21	0	.344
2019	Vic Fangio	7	9	0	
2020	Vic Fangio	5	11	0	
2021	Vic Fangio	7	10	0	
	Fangio's totals	19	30	0	.388
2022	Nathaniel Hackett	4	11	0	
	Hackett's totals	4	11	0	.267
2022	Jerry Rosburg	1	1	0	
	Rosburg's totals	1	1	0	.500

MOST OVERALL WINS

Coach	Years	W	L	T	Pct.
Mike Shanahan	1995-2008	146	91	0	.616
Dan Reeves	1981-92	117	79	1	.600
John Fox	2011-14	49	22	0	.690
Red Miller	1977-80	42	25	0	.627
John Ralston	1972-76	34	33	3	.507
Gary Kubiak	2015-16	24	11	0	.686
Lou Saban	1967-71	20	42	3	.331
Vic Fangio	2019-21	19	30	0	.388
Wade Phillips	1993-94	16	17	0	.485
Josh McDaniels	2009-10	11	17	0	.393
Vance Joseph	2017-18	11	21	0	.344
Nathaniel Hackett	2022	4	11	0	.267

MOST REG. SEASON WINS

Coach	Years	W	L	T	Pct.
Mike Shanahan	1995-2008	138	86	0	.616
Dan Reeves	1981-92	110	73	1	.600
John Fox	2011-14	46	18	0	.719
Red Miller	1977-80	40	22	0	.645
John Ralston	1972-76	34	33	3	.507
Gary Kubiak	2015-16	21	11	0	.656
Lou Saban	1967-71	20	42	3	.331
Vic Fangio	2019-21	19	30	0	.388
Wade Phillips	1993-94	16	16	0	.500
Josh McDaniels	2009-10	11	17	0	.393
Vance Joseph	2017-18	11	21	0	.344
Nathaniel Hackett	2022	4	11	0	.267

MOST PLAYOFF WINS

Coach	Years	W	L	T	Pct.
Mike Shanahan	1995-2008	8	5	0	.615
Dan Reeves	1981-92	7	6	0	.538
Gary Kubiak	2015-16	3	0	0	1.000
John Fox	2011-14	3	4	0	.429
Red Miller	1977-80	2	3	0	.400
Wade Phillips	1993-94	0	1	0	.000

BEST OVERALL WIN PCT.

Coach	Years	W	L	T	Pct.
John Fox	2011-14	49	22	0	.690
Gary Kubiak	2015-16	24	11	0	.686
Red Miller	1977-80	42	25	0	.627
Mike Shanahan	1995-2008	146	91	0	.616
Dan Reeves	1981-92	117	79	1	.596
John Ralston	1972-76	34	33	3	.507
Wade Phillips	1993-94	16	17	0	.485
Josh McDaniels	2009-10	11	17	0	.393
Vic Fangio	2019-21	19	30	0	.388
Vance Joseph	2017-18	11	21	0	.344
Nathaniel Hackett	2022	4	11	0	.267

BEST REG. SEASON WIN PCT.

Coach	Years	W	L	T	Pct.
John Fox	2011-14	46	18	0	.719
Gary Kubiak	2015-16	21	11	0	.656
Red Miller	1977-80	40	22	0	.645
Mike Shanahan	1995-2008	138	86	0	.616
Dan Reeves	1981-92	110	73	1	.600
John Ralston	1972-76	34	33	3	.507
Wade Phillips	1993-94	16	16	0	.500
Josh McDaniels	2009-10	11	17	0	.393
Vic Fangio	2019-21	19	30	0	.388
Vance Joseph	2017-18	11	21	0	.344
Nathaniel Hackett	2022	4	11	0	.267

ATTENDANCE MARKS

BRONCOS LARGEST CROWDS

HOME			ROAD/NEUTRAL		
77,160	vs. Green Bay	Oct. 29, 2007	101,063	S.B. XXI vs. NYG (Pasadena)*	Jan. 25, 1987
77,112	vs. New England*	Jan. 24, 2016	93,503	at Dallas	Nov. 7, 2021
77,110	vs. New England*	Jan. 19, 2014	92,758	at Dallas	Oct. 6, 2013
77,076	vs. Kansas City	Nov. 17, 2013	91,020	at Los Angeles Raiders	Oct. 28, 1984
77,075	vs. Green Bay	Nov. 1, 2015	90,153	at Los Angeles Raiders	Nov. 2, 1986
77,047	vs. San Francisco	Oct. 19, 2014	87,560	at Los Angeles Raiders	Dec. 3, 1989
77,038	vs. Pittsburgh	Oct. 21, 2007	86,215	at Jacksonville (London)	Oct. 30, 2022
77,031	vs. Washington	Oct. 27, 2013	85,247	at Washington	Nov. 15, 2009
77,029	vs. Minnesota	Oct. 4, 2015	83,941	at San Francisco (London)	Oct. 31, 2010
77,021	vs. San Francisco	Sept. 25, 2022	82,529	S.B. XLVIII vs. Sea. (NY/NJ)*	Feb. 2, 2014
<i>*Playoff Game</i>			<i>*Playoff Game</i>		

2001-Present — Empower Field at Mile High

1960-2000 — Mile High Stadium/Bears Stadium

BRONCOS REGULAR SEASON ATTENDANCE BY SEASON

Year	Home	Road	Total	Year	Home	Road	Total
1960	91,333	115,994	207,327	1996	589,296	462,194	1,051,490
1961	74,508	122,315	196,823	1997	590,189	499,942	1,090,131
1962	178,485	146,442	324,927	1998	597,462	546,021	1,143,483
1963	132,218	165,995	298,213	1999	577,309	531,728	1,109,037
1964	118,259	166,744	285,003	2000	604,042	535,988	1,140,030
1965	219,786	215,992	435,778	2001	600,283	514,920	1,115,203
1966	192,198	203,799	395,997	2002	604,904	557,070	1,161,974
1967	231,801	247,696	479,497	2003	607,167	526,919	1,134,086
1968	281,374	278,008	559,382	2004	601,031	539,587	1,140,618
1969	326,851	276,755	603,606	2005	608,790	558,598	1,167,388
1970	355,739	330,184	685,923	2006	610,782	544,955	1,155,737
1971	358,400	377,642	736,042	2007	612,893	526,919	1,139,812
1972	361,414	412,073	773,487	2008	604,074	555,556	1,159,630
1973	356,327	351,334	707,661	2009	600,928	538,731	1,139,659
1974	347,322	354,367	701,689	2010	599,264	530,184	1,129,448
1975	342,375	347,944	690,319	2011	602,618	506,992	1,109,112
1976	436,468	349,126	785,594	2012	613,062	544,717	1,157,779
1977	524,595	370,917	895,512	2013	614,977	579,168	1,194,145
1978	598,085	470,756	1,068,841	2014	615,427	541,250	1,156,677
1979	597,521	427,040	1,024,561	2015	615,381	526,497	1,141,878
1980	593,084	473,680	1,066,764	2016	614,193	519,750	1,133,943
1981	598,224	475,360	1,073,584	2017	610,846	492,808	1,103,654
1982	369,555	183,046	552,601	2018	611,571	480,753	1,092,324
1983	592,493	385,022	977,515	2019	607,497	496,694	1,104,191
1984	585,233	450,442	1,035,675	2020	15,896	26,008	41,904
1985	589,500	452,847	1,042,347	2021	*686,129	557,752	1,243,881
1986	589,037	526,550	1,115,587	2022	607,845	*643,175	*1,251,020
1987	498,715	370,586	869,301	TOTAL	31,041,699	26,945,258	57,986,957
1988	597,680	487,571	1,085,251				
1989	588,144	542,541	1,130,685				
1990	560,703	509,425	1,070,128				
1991	584,214	466,818	1,051,032				
1992	597,704	503,447	1,101,151				
1993	590,808	521,349	1,112,157				
1994	574,180	524,941	1,099,121				
1995	583,510	455,634	1,039,144				

**Broncos records*

BRONCOS STATISTICAL HISTORY

TEAM OFFENSE YEAR-BY-YEAR

	Total Plays	First Downs	Rush Yards	League Rank	Pass Yards	League Rank	Total Yards	League Rank	Total Points
1960	958	248	1,1958th	3,2473rd	4,4426th	309
1961	934	219	1,0918th	2,7203rd	3,8117th	251
1962	885	270	1,2987th	3,4041st	4,7024th	353
1963	832	230	1,5086th	2,4878th	3,9957th	301
1964	908	207	1,3118th	2,0218th	3,3328th	240
1965	959	255	1,8292nd	2,6403rd	4,4692nd	303
1966	815	171	1,1739th	1,9959th	3,1689th	196
1967	852	172	1,2659th	1,6828th	2,9479th	256
1968	889	217	1,6147th	2,3576th	3,9717th	255
1969	841	243	1,6376th	2,5245th	4,1616th	297
1970	883	217	1,8029th	2,02519th	3,82718th	253
1971	891	217	2,09310th	2,06517th	4,15811th	203
1972	831	237	1,83818th	2,6343rd	4,4725th	325
1973	893	253	1,95414th	2,5193rd	4,4736th	354
1974	861	258	2,1575th	2,3289th	4,4855th	302
1975	964	268	1,99313th	2,5417th	4,53410th	254
1976	901	239	1,93219th	2,20412th	4,13616th	315
1977	886	223	2,04311th	1,86315th	3,90617th	274
1978	1,039	294	2,4518th	2,37817th	4,82914th	282
1979	1,044	306	2,04018th	3,10213th	5,14212th	289
1980	992	286	1,86520th	2,77718th	4,64225th	310
1981	1,062	306	1,89521st	3,5318th	5,42614th	321
1982*	592	170	1,01817th	1,81915th	2,83715th	148
1983	1,025	292	1,78423rd	3,02720th	4,81126th	302
1984	1,018	299	2,07610th	2,85924th	4,93522nd	353
1985	1,152	339	1,85116th	3,6456th	5,49610th	380
1986	1,042	319	1,67820th	3,53810th	5,21615th	378
1987	1,070	331	1,97012th	3,6543rd	5,6242nd	379
1988	1,077	338	1,81519th	3,6916th	5,5068th	327
1989	1,071	308	2,0926th	3,00123rd	5,09315th	362
1990	1,035	323	1,87214th	3,3417th	5,2138th	331
1991	1,012	284	2,0158th	2,99717th	5,01212th	304
1992	928	234	1,50025th	2,93019th	4,43021st	262
1993	1,060	327	1,69318th	3,7684th	5,4615th	373
1994	1,112	346	1,47023rd	4,0174th	5,4876th	347
1995	1,060	344	1,9955th	4,0457th	6,0403rd	388
1996	1,092	336	2,3621st	3,42913th	5,7911st	391
1997	1,068	340	2,3784th	3,4949th	5,8721st	472
1998	1,041	347	2,4682nd	3,6247th	6,0923rd	501
1999	1,053	308	1,86412th	3,41915th	5,28314th	314
2000	1,115	383	2,3113rd	4,2433rd	6,5542nd	485
2001	1,034	304	1,87710th	2,94025th	4,81722nd	340
2002	1,057	357	2,2665th	3,8248th	6,0903rd	392
2003	1,047	334	2,6292nd	2,96922nd	5,5987th	381
2004	1,070	351	2,3334th	3,9996th	6,3325th	381
2005	1,030	330	2,5392nd	3,22718th	5,7665th	395
2006	973	285	2,1528th	2,79925th	4,95121st	319
2007	976	305	1,9579th	3,58413th	5,54111th	320
2008	1,019	354	1,86212th	4,4713rd	6,3332nd	370
2009	1,032	306	1,83618th	3,62713th	5,46315th	325
2010	1,018	309	1,54426th	4,0387th	5,58213th	344
2011	1,017	286	2,6321st	2,43431st	5,06623rd	309
2012	1,090	380	1,83216th	4,5345th	6,3664th	481
2013	1,156	435	1,87315th	5,4441st	7,3171st	606
2014	1,067	360	1,78515th	4,4614th	6,4464th	482
2015	1,056	314	1,71817th	3,97014th	5,68816th	355
2016	1,020	290	1,48427th	3,685T-21st	5,16927th	333
2017	1,075	297	1,85212th	3,33320th	5,18517th	289
2018	1,015	320	1,90712th	3,69519th	5,60219th	329
2019	954	279	1,66220th	3,11528th	4,77728th	282
2020	1,030	308	1,91813th	3,45126th	5,36923rd	323
2021	1,036	331	2,02513th	3,59319th	5,61819th	335
2022	1,078	300	1,93521st	3,59219th	5,52721st	287

*players strike; nine-game season

League rankings for 1960-69 reflect American Football League ranking; The AFL had eight teams from 1960-65, nine teams from 1966-67 and 10 teams from 1968-69; The NFL had 26 teams from 1970-75; 28 teams from 1976-94; 30 teams from 1995-98; 31 teams from 1999-2001 and 32 teams from 2002-Present.

TEAM DEFENSE YEAR-BY-YEAR

	Total Plays	First Downs	Rush Yards	League Rank	Pass Yards	League Rank	Total Yards	League Rank	Total Points
1960	927	254	2,145	8th	2,987	5th	5,132	8th	393
1961	899	233	1,633	5th	2,785	5th	4,418	6th	432
1962	862	234	1,868	5th	2,670	5th	4,538	6th	334
1963	828	254	1,687	6th	3,394	8th	5,081	7th	473
1964	902	271	2,064	8th	2,906	3rd	4,970	7th	438
1965	850	244	1,337	3rd	2,960	7th	4,297	7th	392
1966	871	251	2,029	8th	2,515	3rd	4,544	6th	381
1967	921	276	2,076	8th	3,125	8th	5,201	9th	409
1968	917	251	1,861	7th	3,163	10th	5,024	10th	404
1969	918	278	1,709	7th	2,932	10th	4,641	8th	344
1970	838	199	1,351	3rd	2,354	18th	3,705	7th	264
1971	825	206	1,834	14th	1,985	5th	3,819	10th	275
1972	876	251	1,668	4th	2,183	16th	3,851	9th	350
1973	872	239	1,795	6th	2,440	24th	4,235	19th	296
1974	945	265	1,808	13th	2,583	24th	4,391	21st	294
1975	901	247	1,974	13th	2,032	7th	4,006	9th	307
1976	919	222	1,709	3rd	2,025	12th	3,734	8th	206
1977	931	217	1,531	1st	2,244	25th	3,775	9th	148
1978	1,016	251	1,979	6th	2,469	8th	4,448	6th	198
1979	1,033	273	1,693	1st	3,159	23rd	4,852	10th	262
1980	1,043	303	2,117	20th	3,125	15th	5,242	15th	323
1981	1,000	268	2,005	13th	2,873	5th	4,878	6th	289
1982*	616	176	935	7th	2,234	26th	3,169	24th	226
1983	1,099	321	1,938	10th	3,671	23rd	5,609	21st	327
1984	1,123	311	1,664	5th	4,023	27th	5,687	25th	241
1985	1,069	290	1,973	13th	3,206	14th	5,179	13th	329
1986	1,026	291	1,651	5th	3,296	16th	4,947	9th	327
1987	941	277	2,017	20th	2,796	5th	4,813	9th	288
1988	1,055	316	2,538	27th	2,933	7th	5,471	22nd	352
1989	977	246	1,580	6th	2,827	3rd	4,407	3rd	226
1990	969	306	1,963	17th	3,352	21st	5,345	20th	374
1991	939	242	1,794	19th	2,785	3rd	4,549	5th	235
1992	1,001	283	1,963	23rd	3,120	14th	5,083	22nd	329
1993	1,005	280	1,418	4th	3,731	27th	5,149	19th	284
1994	1,023	303	1,752	16th	4,155	28th	5,907	28th	396
1995	1,010	322	1,895	23rd	3,298	9th	5,193	15th	345
1996	951	261	1,331	1st	3,139	10th	4,470	4th	275
1997	951	258	1,803	16th	2,868	5th	4,671	5th	287
1998	999	283	1,287	3rd	3,648	26th	4,935	11th	309
1999	961	267	1,737	19th	3,016	8th	4,753	7th	318
2000	962	294	1,598	7th	3,946	31st	5,544	24th	369
2001	960	292	1,492	6th	3,282	16th	4,774	8th	339
2002	985	298	1,489	4th	3,337	17th	4,826	6th	344
2003	910	241	1,605	7th	2,828	6th	4,433	4th	301
2004	918	235	1,512	4th	2,947	6th	4,459	4th	304
2005	985	295	1,363	2nd	3,643	29th	5,006	15th	258
2006	1,020	291	1,813	12th	3,410	21st	5,223	14th	305
2007	992	306	2,282	30th	3,094	7th	5,376	19th	409
2008	990	327	2,337	27th	3,656	26th	5,993	29th	444
2009	1,007	290	2,059	26th	2,981	3rd	5,040	7th	328
2010	1,056	334	2,473	31st	3,780	25th	6,253	32nd	471
2011	1,063	315	2,021	22nd	3,704	18th	5,725	20th	390
2012	1,015	287	1,458	3rd	3,194	3rd	4,652	2nd	289
2013	1,074	339	1,626	T-7th	4,070	27th	5,696	19th	399
2014	1,031	311	1,276	2nd	3,607	9th	4,883	3rd	354
2015	1,033	289	1,337	1st	3,193	1st	4,530	1st	296
2016	1,076	306	2,085	28th	2,972	1st	5,057	4th	297
2017	952	266	1,430	5th	3,210	4th	4,640	3rd	382
2018	1,022	318	1,913	21st	3,929	20th	5,842	22nd	349
2019	1,003	305	1,783	16th	3,609	11th	5,392	12th	316
2020	1,043	333	2,080	25th	3,807	T-16th	5,887	21st	446
2021	1,039	312	1,892	15th	3,652	8th	5,544	8th	322
2022	1,079	324	1,866	10th	3,574	13th	5,440	8th	359

*players strike; nine-game season

League rankings for 1960-69 reflect American Football League ranking; The AFL had eight teams from 1960-65, nine teams from 1966-67 and 10 teams from 1968-69; The NFL had 26 teams from 1970-75, 28 teams from 1976-94; 30 teams from 1995-98; 31 teams from 1999-2001 and 32 teams from 2002-Present.

TEAM TURNOVERS YEAR-BY-YEAR

	GIVEAWAYS			TAKEAWAYS			Turnover Ratio
	INTs	Fum.	Total	INTs	Fum.	Total	
1960	35	17	52	27	17	44	-8
1961	45	20	65	26	14	40	-25
1962	40	14	54	27	19	46	-8
1963	28	15	43	15	20	35	-8
1964	32	8	40	32	21	53	+13
1965	30	16	46	25	14	39	-7
1966	30	17	47	13	18	31	-16
1967	18	12	30	28	13	41	+11
1968	27	13	40	20	12	32	-8
1969	23	8	31	14	14	28	-3
1970	28	13	41	16	16	32	-9
1971	27	12	39	20	20	40	+1
1972	23	11	34	10	12	22	-12
1973	20	9	29	14	15	29	EVEN
1974	17	13	30	22	11	33	+3
1975	34	14	48	16	16	32	-16
1976	22	12	34	24	13	37	+3
1977	12	15	27	25	14	39	+12
1978	17	17	34	31	13	44	+10
1979	23	18	41	19	19	38	-3
1980	25	12	37	16	12	28	-9
1981	21	18	39	23	23	46	+7
1982*	19	17	36	12	7	19	-17
1983	22	19	41	27	20	47	+6
1984	17	17	34	31	24	55	+21
1985	23	8	31	24	12	36	+5
1986	16	13	29	18	17	35	+6
1987	19	17	36	28	19	47	+11
1988	22	12	34	16	13	29	-5
1989	20	12	32	21	22	43	+11
1990	18	14	32	10	15	25	-7
1991	12	13	25	23	10	33	+8
1992	29	14	43	15	16	31	-12
1993	10	18	28	18	13	31	+3
1994	13	18	31	12	14	26	-5
1995	14	16	30	8	13	21	-9
1996	17	15	32	23	9	32	EVEN
1997	11	10	21	18	13	31	+10
1998	14	6	20	19	11	30	+10
1999	18	10	28	15	11	26	-2
2000	12	13	25	27	17	44	+19
2001	19	8	27	22	15	37	+10
2002	20	7	27	9	13	22	-5
2003	18	6	24	9	11	20	-4
2004	20	9	29	12	8	20	-9
2005	7	9	16	20	16	36	+20
2006	18	12	30	17	13	30	EVEN
2007	15	14	29	14	16	30	+1
2008	18	12	30	6	7	13	-17
2009	13	10	23	17	13	30	+7
2010	12	15	27	10	8	18	-9
2011	13	17	30	9	9	18	-1
2012	11	14	25	16	8	24	-1
2013	10	16	26	17	9	26	EVEN
2014	15	5	20	18	7	25	5
2015	23	8	31	14	13	27	-4
2016	11	14	25	14	13	27	+2
2017	22	12	34	10	6	17	-17
2018	15	6	21	17	11	28	+7
2019	10	9	19	10	21	31	+1
2020	23	9	32	10	6	16	-16
2021	9	9	18	13	6	19	+1
2022	15	9	24	15	8	23	-1

*player's strike; nine-game season

INDIVIDUAL YEAR-BY-YEAR LEADERS

RUSHING

	YARDS	ATTEMPTS	AVG. (min. 100 att.)	TOUCHDOWNS
1960	Rolle.....501	Rolle.....130	Mingo.....3.9	Mingo.....4
1961	Stone.....505	Stone.....127	Stone.....4.0	Bukaty.....5
1962	Stone.....360	Stone.....94	Stone.....3.8	Mingo.....4
1963	Joe.....649	Joe.....154	Joe.....4.2	Joe.....4
1964	Mitchell.....590	Mitchell.....177	Joe.....3.7	Mitchell.....5
1965	Gilchrist.....954	Gilchrist.....252	Hayes.....4.1	Gilchrist.....6
1966	Hayes.....411	Hayes.....129	Hayes.....4.0	Haynes/Choboian.....2
1967	Little.....381	Little.....130	Little.....2.9	Hickey/Hayes.....4
1968	Little.....584	Little.....158	Little.....3.7	Lynch.....4
1969	Little.....729	Little.....146	Little.....5.0	Little.....6
1970	Little.....901	Little.....209	Little.....4.3	Crenshaw.....5
1971	Little.....1,133	Little.....284	Little.....4.0	Little.....9
1972	Little.....859	Little.....216	Little.....4.0	Little.....6
1973	Little.....979	Little.....256	Dawkins.....4.4	Little.....12
1974	Armstrong.....1,407	Armstrong.....263	Armstrong.....5.3	Keyworth.....10
1975	Keyworth.....725	Keyworth.....182	Keyworth.....4.0	Keyworth/Lynch.....3
1976	Armstrong.....1,008	Armstrong.....247	Armstrong.....4.1	Armstrong.....5
1977	Armstrong.....489	Armstrong.....130	Perrin.....4.1	Armstrong/Morton.....4
1978	Perrin.....455	Armstrong/Keyworth.....112	Perrin.....4.2	Perrin.....4
1979	Armstrong.....453	Armstrong.....108	Armstrong.....4.2	Lytle.....4
1980	Jensen.....476	Preston.....111	Jensen.....4.7	Armstrong/Preston.....4
1981	Parros.....749	Preston.....183	Parros.....4.3	Lytle.....4
1982	Willhite.....347	Parros.....77	Willhite.....5.0	Willhite.....2
1983	Winder.....757	Winder.....196	Winder.....3.9	Poole.....4
1984	Winder.....1,153	Winder.....296	Winder.....3.9	Winder.....4
1985	Winder.....714	Winder.....199	Winder.....3.6	Winder.....8
1986	Winder.....789	Winder.....240	Winder.....3.3	Winder.....9
1987	Winder.....741	Winder.....196	Winder.....3.8	Winder.....6
1988	Dorsett.....703	Dorsett.....181	Dorsett.....3.9	Dorsett.....5
1989	Humphrey.....1,151	Humphrey.....294	Humphrey.....3.9	Humphrey.....7
1990	Humphrey.....1,202	Humphrey.....288	Humphrey.....4.2	Humphrey.....7
1991	Green.....1,037	Green.....261	Green.....4.0	Elway.....6
1992	Green.....648	Green.....161	Green.....4.0	Lewis.....4
1993	Bernstine.....816	Bernstine.....223	Bernstine.....3.7	Delpino.....8
1994	L. Russell.....620	L. Russell.....190	L. Russell.....3.3	L. Russell.....9
1995	Davis.....1,117	Davis.....237	Davis.....4.7	Davis.....7
1996	Davis.....1,538	Davis.....345	Davis.....4.5	Davis.....13
1997	Davis.....1,750	Davis.....369	Davis.....4.7	Davis.....15
1998	Davis.....2,008	Davis.....392	Davis.....5.1	Davis.....21
1999	Gary.....1,159	Gary.....276	Gary.....4.2	Gary.....7
2000	M. Anderson.....1,487	M. Anderson.....297	M. Anderson.....5.0	M. Anderson.....15
2001	Davis.....701	M. Anderson.....175	Davis.....4.2	M. Anderson.....4
2002	Portis.....1,508	Portis.....273	Portis.....5.5	Portis.....15
2003	Portis.....1,591	Portis.....290	Portis.....5.5	Portis.....14
2004	Droughns.....1,240	Droughns.....275	Droughns.....4.5	Droughns.....6
2005	M. Anderson.....1,014	M. Anderson.....239	T. Bell.....5.3	M. Anderson.....12
2006	T. Bell.....1,025	T. Bell.....233	T. Bell.....4.4	M. Bell.....8
2007	Young.....729	Henry.....167	Young.....5.2	Henry.....4
2008	Hillis.....343	Pittman.....76	Pittman.....4.2	Hillis.....5
2009	Moreno.....947	Moreno.....247	Buckhalter.....5.4	Moreno.....7
2010	Moreno.....779	Moreno.....182	Moreno.....4.3	Tebow.....6
2011	McGahee.....1,199	McGahee.....249	Tebow.....5.4	Tebow.....6
2012	McGahee.....731	McGahee.....167	McGahee.....4.4	McGahee/Moreno.....4
2013	Moreno.....1,038	Moreno.....241	Ball.....4.7	Moreno.....10
2014	C. Anderson.....849	C. Anderson.....179	C. Anderson.....4.7	C. Anderson.....8
2015	Hillman.....863	Hillman.....207	C. Anderson.....4.7	Hillman.....7
2016	Booker.....612	Booker.....174	C. Anderson.....3.9	C. Anderson/Booker.....4
2017	C. Anderson.....1,007	C. Anderson.....245	C. Anderson.....4.1	C. Anderson.....3
2018	Lindsay.....1,037	Lindsay.....192	Lindsay.....5.4	Lindsay.....9
2019	Lindsay.....1,011	Lindsay.....224	Lindsay.....4.5	Lindsay.....7
2020	Gordon.....986	Gordon.....215	Gordon.....4.6	Gordon.....9
2021	Gordon.....918	Gordon/Williams.....203	Gordon.....4.5	Gordon.....8
2022	Murray.....703	Murray.....160	Murray.....4.4	Murray.....5

PASSING

	YARDS	ATTEMPTS	COMPLETIONS
1960	Tripucka..... 3,038	Tripucka..... 478	Tripucka..... 248
1961	Tripucka..... 1,690	Tripucka..... 344	Tripucka..... 167
1962	Tripucka..... 2,917	Tripucka..... 440	Tripucka..... 240
1963	Slaughter..... 1,689	Slaughter..... 223	Slaughter..... 112
1964	Lee..... 1,611	Lee..... 265	Lee..... 133
1965	McCormick..... 1,292	McCormick..... 253	McCormick..... 103
1966	Choboian..... 1,110	McCormick..... 193	Choboian..... 82
1967	Tensi..... 1,915	Tensi..... 325	Tensi..... 131
1968	Briscoe..... 1,589	Briscoe..... 224	Briscoe..... 93
1969	Tensi..... 1,990	Tensi..... 286	Tensi..... 131
1970	Liske..... 1,340	Liske..... 238	Liske..... 112
1971	Ramsey..... 1,120	Ramsey..... 178	Horn..... 89
1972	Johnson..... 1,783	Johnson..... 238	Johnson..... 132
1973	Johnson..... 2,465	Johnson..... 346	Johnson..... 184
1974	Johnson..... 1,969	Johnson..... 244	Johnson..... 136
1975	Ramsey..... 1,562	Ramsey..... 233	Ramsey..... 128
1976	Ramsey..... 1,931	Ramsey..... 270	Ramsey..... 128
1977	Morton..... 1,929	Morton..... 254	Morton..... 131
1978	Morton..... 1,802	Morton..... 267	Morton..... 146
1979	Morton..... 2,626	Morton..... 370	Morton..... 204
1980	Morton..... 2,150	Morton..... 301	Morton..... 183
1981	Morton..... 3,195	Morton..... 376	Morton..... 225
1982	DeBerg..... 1,405	DeBerg..... 223	DeBerg..... 131
1983	Elway..... 1,663	Elway..... 259	Elway..... 123
1984	Elway..... 2,598	Elway..... 380	Elway..... 214
1985	Elway..... 3,891	Elway..... 605	Elway..... 327
1986	Elway..... 3,485	Elway..... 504	Elway..... 280
1987	Elway..... 3,198	Elway..... 410	Elway..... 224
1988	Elway..... 3,309	Elway..... 496	Elway..... 274
1989	Elway..... 3,051	Elway..... 416	Elway..... 223
1990	Elway..... 3,526	Elway..... 502	Elway..... 294
1991	Elway..... 3,253	Elway..... 451	Elway..... 242
1992	Elway..... 2,242	Elway..... 316	Elway..... 174
1993	Elway..... 4,030	Elway..... 551	Elway..... 348
1994	Elway..... 3,490	Elway..... 494	Elway..... 307
1995	Elway..... 3,970	Elway..... 542	Elway..... 316
1996	Elway..... 3,328	Elway..... 466	Elway..... 287
1997	Elway..... 3,635	Elway..... 502	Elway..... 280
1998	Elway..... 2,806	Elway..... 356	Elway..... 210
1999	Griese..... 3,032	Griese..... 452	Griese..... 261
2000	Griese..... 2,688	Griese..... 336	Griese..... 216
2001	Griese..... 2,827	Griese..... 451	Griese..... 275
2002	Griese..... 3,214	Griese..... 436	Griese..... 291
2003	Plummer..... 2,182	Plummer..... 302	Plummer..... 189
2004	Plummer..... 4,089	Plummer..... 521	Plummer..... 303
2005	Plummer..... 3,366	Plummer..... 456	Plummer..... 277
2006	Plummer..... 1,994	Plummer..... 317	Plummer..... 175
2007	Cutler..... 3,497	Cutler..... 467	Cutler..... 297
2008	Cutler..... 4,526	Cutler..... 616	Cutler..... 384
2009	Orton..... 3,802	Orton..... 541	Orton..... 336
2010	Orton..... 3,653	Orton..... 498	Orton..... 293
2011	Tebow..... 1,729	Tebow..... 271	Tebow..... 126
2012	Manning..... 4,659	Manning..... 583	Manning..... 400
2013	Manning..... 5,477	Manning..... 659	Manning..... 450
2014	Manning..... 4,727	Manning..... 597	Manning..... 395
2015	Manning..... 2,249	Manning..... 331	Manning..... 198
2016	Siemian..... 3,401	Siemian..... 486	Siemian..... 289
2017	Siemian..... 2,285	Siemian..... 349	Siemian..... 206
2018	Keenum..... 3,890	Keenum..... 586	Keenum..... 365
2019	Flacco..... 1,822	Flacco..... 262	Flacco..... 171
2020	Lock..... 2,933	Lock..... 443	Lock..... 254
2021	Bridgewater..... 3,052	Bridgewater..... 426	Bridgewater..... 285
2022	Wilson..... 3,524	Wilson..... 483	Wilson..... 292

PASSING, CONT.

	COMP. PCT. (min. 50 att.)	TOUCHDOWNS	INTERCEPTIONS
1960	Tripucka..... 519	Tripucka..... 24	Tripucka 34
1961	Tripucka..... 485	Tripucka..... 10	Herring 22
1962	Tripucka..... 545	Tripucka..... 17	Tripucka..... 25
1963	Breaux..... 507	Slaughter..... 12	Slaughter..... 14
1964	Slaughter..... 513	Lee..... 11	Lee..... 20
1965	Lee..... 550	McCormick..... 7	McCormick..... 14
1966	Choboian..... 503	McCormick..... 6	McCormick..... 15
1967	Tensi..... 403	Tensi..... 16	Tensi..... 17
1968	LeClair..... 500	Briscoe..... 14	Briscoe..... 13
1969	Liske..... 530	Tensi..... 14	Tensi..... 12
1970	Liske..... 471	Liske..... 7	Liske..... 11
1971	Horn..... 514	Ramsey..... 5	Horn..... 14
1972	Johnson..... 555	Johnson..... 14	Johnson..... 14
1973	Johnson..... 532	Johnson..... 20	Johnson..... 17
1974	Johnson..... 557	Johnson..... 13	Johnson..... 9
1975	Ramsey..... 549	Ramsey..... 9	Ramsey..... 14
1976	Ramsey..... 474	Ramsey..... 11	Ramsey..... 13
1977	Morton..... 516	Morton..... 14	Morton..... 8
1978	Weese..... 632	Morton..... 11	Morton..... 8
1979	Morton..... 551	Morton..... 16	Morton..... 19
1980	Morton..... 608	Morton..... 12	Morton..... 13
1981	Morton..... 598	Morton..... 21	Morton..... 14
1982	DeBerg..... 587	DeBerg..... 7	DeBerg..... 11
1983	DeBerg..... 553	DeBerg..... 9	Elway..... 14
1984	Kubiak..... 587	Elway..... 18	Elway..... 15
1985	Elway..... 540	Elway..... 22	Elway..... 23
1986	Elway..... 556	Elway..... 19	Elway..... 13
1987	Karcher..... 549	Elway..... 19	Elway..... 12
1988	Kubiak..... 623	Elway..... 17	Elway..... 19
1989	Kubiak..... 582	Elway..... 18	Elway..... 18
1990	Elway..... 586	Elway..... 15	Elway..... 14
1991	Elway..... 537	Elway..... 13	Elway..... 12
1992	Elway..... 551	Elway..... 10	Elway..... 17
1993	Elway..... 632	Elway..... 25	Elway..... 10
1994	Elway..... 621	Elway..... 16	Elway..... 10
1995	Elway..... 583	Elway..... 26	Elway..... 14
1996	Elway..... 616	Elway..... 26	Elway..... 14
1997	Elway..... 558	Elway..... 27	Elway..... 11
1998	Brister..... 595	Elway..... 22	Elway..... 10
1999	Griese..... 577	Griese..... 14	Griese..... 14
2000	Griese..... 643	Griese..... 19	Frerotte..... 8
2001	Griese..... 610	Griese..... 23	Griese..... 19
2002	Griese..... 667	Griese..... 15	Griese..... 15
2003	Plummer..... 626	Plummer..... 15	Plummer..... 7
2004	Plummer..... 582	Plummer..... 27	Plummer..... 20
2005	Plummer..... 607	Plummer..... 18	Plummer..... 7
2006	Cutler..... 591	Plummer..... 11	Plummer..... 13
2007	Cutler..... 636	Cutler..... 20	Cutler..... 14
2008	Cutler..... 623	Cutler..... 25	Cutler..... 18
2009	Orton..... 621	Orton..... 21	Orton..... 12
2010	Orton..... 588	Orton..... 20	Orton..... 9
2011	Orton..... 587	Tebow..... 12	Orton..... 7
2012	Manning 686	Manning..... 37	Manning..... 11
2013	Manning..... 683	Manning 55	Manning..... 10
2014	Manning..... 662	Manning..... 39	Manning..... 15
2015	Osweiler..... 618	Osweiler..... 10	Manning..... 17
2016	Siemian..... 595	Siemian..... 18	Siemian..... 10
2017	Siemian..... 590	Siemian..... 12	Siemian..... 14
2018	Keenum..... 623	Keenum..... 18	Keenum..... 15
2019	Flacco..... 653	Lock..... 7	Flacco..... 5
2020	Lock..... 573	Lock..... 16	Lock..... 15
2021	Bridgewater..... 669	Bridgewater..... 18	Bridgewater..... 7
2022	Wilson..... 605	Wilson..... 16	Wilson..... 11

RECEIVING

	RECEPTIONS	YARDS	AVG. (min. 20 rec.)	TOUCHDOWNS
1960	Taylor.....92	Taylor.....1,235	Carmichael.....19.3	Taylor.....12
1961	Taylor.....100	Taylor.....1,176	Frazier.....17.0	Frazier.....6
1962	Taylor.....77	Taylor.....908	Scarpitto.....19.1	Scarpitto.....6
1963	Taylor.....78	Taylor.....1,101	Scarpitto.....22.0	Taylor.....10
1964	Taylor.....76	Taylor.....873	Dixon.....15.4	Taylor.....7
1965	Taylor.....85	Taylor.....1,131	Scarpitto.....18.3	Taylor.....6
1966	Haynes.....46	Denson.....725	Denson.....20.1	Scarpitto.....4
1967	Crabtree/Denson...46	Denson.....899	Denson.....19.5	Denson.....11
1968	Crabtree.....35	Crabtree.....601	Denson.....17.2	Crabtree/Denson...5
1969	Denson.....53	Denson.....809	Embree.....16.2	Denson.....10
1970	Denson.....47	Denson.....646	Whalen.....14.0	Whalen.....3
1971	Anderson.....37	Simmons.....403	Simmons.....16.1	Harrison.....2
1972	Sherman.....38	Sherman.....661	Sherman.....17.4	Moses.....5
1973	Odoms.....43	Odoms.....629	Moses.....18.5	Moses.....8
1974	Odoms.....42	Odoms.....639	Moses.....16.4	Odoms.....6
1975	Keyworth.....42	Odoms.....544	Dolbin.....19.1	Dolbin/Odoms.....3
1976	Armstrong.....39	Moses.....498	Moses.....19.9	Moses.....7
1977	Odoms.....37	Moses.....539	Moses.....20.0	Moses.....4
1978	Odoms.....54	Odoms.....829	Moses.....20.1	Odoms.....6
1979	Upchurch.....64	Moses.....943	Moses.....17.5	Upchurch.....7
1980	Jensen.....49	Moses.....674	Moses.....17.7	Odoms.....6
1981	Watson.....60	Watson.....1,244	Watson.....20.7	Watson.....13
1982	Parros.....37	Watson.....555	Upchurch.....15.7	Upchurch.....3
1983	Watson.....59	Watson.....1,133	Watson.....19.2	Watson.....5
1984	Watson.....69	Watson.....1,170	Watson.....17.0	Watson.....7
1985	Watson.....61	Watson.....915	Sampson.....16.6	Watson.....5
1986	Willhite.....64	Jackson.....738	Jackson.....19.4	Winder.....5
1987	V. Johnson.....42	V. Johnson.....684	Nattiel.....20.3	V. Johnson.....7
1988	V. Johnson.....68	V. Johnson.....896	Jackson.....18.5	Jackson.....6
1989	V. Johnson.....76	V. Johnson.....1,095	Young.....18.3	V. Johnson.....7
1990	Jackson.....57	Jackson.....926	Jackson.....16.2	Jackson/Young.....4
1991	Young.....44	Young.....629	Jackson.....18.3	V. Johnson.....3
1992	Sharpe.....53	Jackson.....745	Marshall.....19.0	Jackson.....8
1993	Sharpe.....81	Sharpe.....995	Russell.....16.3	Sharpe.....9
1994	Sharpe.....87	Miller.....1,107	Miller.....18.5	Miller.....5
1995	Sharpe.....63	Miller.....1,079	Miller.....18.3	Miller.....14
1996	Sharpe.....80	Sharpe.....1,062	Sharpe.....13.3	Sharpe.....10
1997	Sharpe.....72	R. Smith.....1,180	R. Smith.....16.9	R. Smith.....12
1998	R. Smith.....86	R. Smith.....1,222	McCaffrey.....16.5	McCaffrey/Sharpe...10
1999	R. Smith.....79	R. Smith.....1,020	Chamberlain.....15.3	McCaffrey.....7
2000	McCaffrey.....101	R. Smith.....1,602	R. Smith.....16.0	McCaffrey.....9
2001	R. Smith.....113	R. Smith.....1,343	R. Smith.....11.9	R. Smith.....11
2002	R. Smith.....89	R. Smith.....1,027	Lelie.....15.0	R. Smith.....5
2003	R. Smith.....74	R. Smith.....845	Lelie.....17.0	Sharpe.....8
2004	R. Smith.....79	R. Smith.....1,144	Lelie.....20.1	Lelie/R. Smith.....7
2005	R. Smith.....85	R. Smith.....1,105	Lelie.....18.3	R. Smith.....6
2006	Walker.....69	Walker.....1,084	Walker.....15.7	Walker.....8
2007	Marshall.....102	Marshall.....1,325	Stokley.....15.9	Marshall.....7
2008	Marshall.....104	Marshall.....1,265	Scheffler.....16.1	Marshall.....6
2009	Marshall.....101	Marshall.....1,120	Gaffney.....13.6	Marshall.....10
2010	Lloyd.....77	Lloyd.....1,448	Lloyd.....18.8	Lloyd.....11
2011	Decker.....44	Decker.....612	D. Thomas.....17.2	Decker.....8
2012	D. Thomas.....94	D. Thomas.....1,434	D. Thomas.....15.3	Decker.....13
2013	D. Thomas.....92	D. Thomas.....1,430	D. Thomas.....15.5	D. Thomas.....14
2014	D. Thomas.....111	D. Thomas.....1,619	D. Thomas.....14.6	J. Thomas.....12
2015	D. Thomas.....105	D. Thomas.....1,304	Sanders.....14.9	D. Thomas/Sanders...6
2016	D. Thomas.....90	D. Thomas.....1,083	Sanders.....13.1	D. Thomas/Sanders...5
2017	D. Thomas.....83	D. Thomas.....949	Fowler.....12.1	D. Thomas.....5
2018	Sanders.....71	Sanders.....868	Sutton.....16.8	Sanders/Sutton.....4
2019	Sutton.....72	Sutton.....1,011	Sutton.....15.4	Sutton.....6
2020	Fant.....62	Jeudy.....856	Jeudy.....16.5	Patrick.....6
2021	Fant.....68	Sutton.....776	Patrick.....13.8	Patrick.....5
2022	Jeudy.....67	Jeudy.....972	Jeudy.....14.5	Jeudy.....6

INTERCEPTIONS

	INTERCEPTIONS	YARDS	TOUCHDOWNS
1960	Gonsoulin 11	Gonsoulin 98	Pyeatt/Yelverton 1
1961	Nugent 7	McNamara 85	None 0
1962	Gonsoulin 7	Zeman 133	Four Players^ 1
1963	Gonsoulin 6	Gonsoulin 64	Gonsoulin 1
1964	Brown 9	Brown 140	Janik 1
1965	Gonsoulin 6	Wilson 118	Bramlett/Griffin/Wilson ... 1
1966	Brown/Sellers 3	Brown 37	None 0
1967	Sellers 7	Wilson 153	Wilson 2
1968	Jaquess 5	Jaquess 64	None 0
1969	Thompson 3	Thompson 92	Burrell/Thompson 1
1970	Martha 6	Martha 99	None 0
1971	Thompson 5	Thompson 83	Forsberg 1
1972	Mitchell 3	Preece 30	None 0
1973	Jones 4	Thompson 96	Mitchell/Thompson 1
1974	Jones/Thompson 5	Thompson 105	Thompson 1
1975	Gradishar 3	Thompson 97	Gradishar 1
1976	Jackson 7	Jackson 136	Rowser 2
1977	Thompson 5	Wright 128	T. Jackson/Wright 1
1978	B. Jackson/Foley 6	B. Jackson 128	T. Jackson 1
1979	Foley 6	Thompson 57	None 0
1980	Foley 4	Foley 115	Gradishar/Latimer 1
1981	Foley 5	Foley 81	None 0
1982	Kyle 3	Smith 29	None 0
1983	Wright 6	Harden 127	None 0
1984	Foley/Harden 6	Mecklenburg 105	Foley/Harden/Robbins/Woodard . 1
1985	Harden/L. Wright 5	Harden 100	Harden 1
1986	Harden 6	Harden 179	Harden 2
1987	Harden 4	Clark 105	Haynes/Hunley 1
1988	Harden 4	Robbins 66	None 0
1989	Braxton 6	Braxton 103	Braxton/Robbins 1
1990	Three Players* 2	Henderson 71	Henderson 1
1991	Atwater/D. Smith 5	Atwater 104	Braxton/Dimry 1
1992	Henderson/D. Smith . 4	Henderson 79	Henderson 1
1993	Smith/Braxton 3	Atwater 81	Croel 1
1994	Crockett/Hilliard/R. Jones . 2	Atwater 24	None 0
1995	Atwater 3	Atwater 54	None 0
1996	Braxton 9	Braxton 128	Braxton 1
1997	Braxton/Crockett/Gordon . 4	Braxton 113	Five Players# 1
1998	Gordon 4	Gordon 125	Crockett/Gordon 1
1999	James 5	James 59	Romanowski 1
2000	Buckley 6	Buckley 110	Spencer 2
2001	O'Neal 9	O'Neal 115	Walker 1
2002	O'Neal 5	O'Neal 70	O'Neal 2
2003	K. Herndon 3	K. Herndon 19	Gold 1
2004	Bailey 3	Hayward 76	E. Johnson/Wilson 1
2005	Bailey 8	Bailey 139	Bailey 2
2006	Bailey 10	Bailey 162	Bailey/Da. Williams 1
2007	Bly 5	Bly 71	None 0
2008	Bly 2	Barrett 34	None 0
2009	Goodman 5	Goodman 65	None 0
2010	Bailey/Hill/Thompson... 2	Hill 67	None 0
2011	Bailey/Goodman 2	Vaughn 55	Goodman/Haggan/Vaughn . 1
2012	Harris/Woodyard 3	Harris 144	Harris 2
2013	Three players& 3	Rodgers-Cromartie... 75	Rodgers-Cromartie 1
2014	Talib/R. Moore 4	Talib 62	Talib 2
2015	Talib 3	Talib 123	Talib 2
2016	Stewart/Talib 3	Roby 102	Roby 2
2017	Stewart 3	Talib 103	Simmons/Talib 1
2018	Harris/Simmons 3	Harris 68	Davis/Harris 1
2019	Simmons 4	Simmons 30	None 0
2020	Simmons 5	Simmons 90	None 0
2021	Simmons 5	Simmons 76	Surtain II 1
2022	Simmons 6	Simmons 51	None 0

*Atwater, Henderson, Montgomery. ^Gonsoulin, McGeever, McMillin, Zeman.

#Atwater, Braxton, Gordon, Mobley, Traylor. &Rodgers-Cromartie, Trevathan, Harris Jr.

PUNT RETURNS

	PUNT RETURNS	YARDS	AVG. (min. 10)
1960	Carmichael.....15	Carmichael.....101	Carmichael.....6.7
1961	Frazier.....18	Frazier.....231	Frazier.....12.8
1962	Mingo.....7	Zeman.....59	Zeman.....11.8
1963	Mitchell.....12	Mitchell.....141	Mitchell.....11.7
1964	Barry.....16	Barry.....149	Barry.....9.3
1965	Barry.....21	Barry.....210	Barry.....10.0
1966	Haynes.....10	Haynes.....119	Haynes.....11.9
1967	Little.....16	Little.....270	Little.....16.9
1968	Little.....24	Little.....261	Little.....10.9
1969	Thompson.....25	Thompson.....288	Thompson.....11.5
1970	Thompson.....23	Thompson.....233	Thompson.....10.1
1971	Thompson.....29	Thompson.....274	Thompson.....9.4
1972	Sherman.....10	Sherman.....89	Sherman.....8.9
1973	Thompson.....30	Thompson.....366	Thompson.....12.2
1974	Thompson.....26	Thompson.....350	Thompson.....13.5
1975	Upchurch.....27	Upchurch.....312	Thompson.....12.2
1976	Upchurch.....39	Upchurch.....536	Upchurch.....13.7
1977	Upchurch.....51	Upchurch.....653	Upchurch.....13.7
1978	Upchurch.....36	Upchurch.....493	Upchurch.....10.1
1979	Upchurch.....30	Upchurch.....304	Upchurch.....9.5
1980	Upchurch.....37	Upchurch.....353	Upchurch.....9.2
1981	Manning.....41	Manning.....378	Manning.....9.2
1982	Upchurch.....15	Upchurch.....242	Upchurch.....16.1
1983	Thomas.....33	Thomas.....368	Thomas.....11.2
1984	Willhite/Thomas.....20	Willhite.....200	Willhite.....10.0
1985	V. Johnson.....30	V. Johnson.....260	Willhite.....10.6
1986	Willhite.....42	Willhite.....468	Willhite.....11.1
1987	Clark.....18	Clark.....233	Clark.....12.9
1988	Nattiel.....22	Nattiel.....218	Nattiel.....9.9
1989	K. Bell.....21	K. Bell.....143	V. Johnson.....9.8
1990	Clark.....21	Clark.....159	V. Johnson.....8.4
1991	V. Johnson.....24	V. Johnson.....174	V. Johnson.....7.3
1992	Marshall.....33	Marshall.....349	Marshall.....10.6
1993	Milburn.....40	Milburn.....425	Milburn.....10.6
1994	Milburn.....41	Milburn.....379	Milburn.....9.2
1995	Milburn.....31	Milburn.....354	Milburn.....11.4
1996	Kinchen.....26	Kinchen.....300	R. Smith.....12.3
1997	Gordon.....40	Gordon.....543	Gordon.....13.6
1998	Gordon.....34	Gordon.....379	Gordon.....11.1
1999	Watson.....44	Watson.....334	Watson.....7.6
2000	O'Neal.....34	O'Neal.....354	O'Neal.....10.4
2001	O'Neal.....31	O'Neal.....405	O'Neal.....13.1
2002	O'Neal.....30	O'Neal.....251	O'Neal.....8.4
2003	O'Neal.....33	O'Neal.....315	O'Neal.....9.5
2004	R. Smith.....22	R. Smith.....223	R. Smith.....10.1
2005	Da. Williams.....17	Da. Williams.....148	Da. Williams.....8.7
2006	Da. Williams.....25	Da. Williams.....206	Da. Williams.....8.2
2007	Martinez.....14	Martinez.....157	Martinez.....11.2
2008	Royal.....14	Royal.....140	Royal.....10.0
2009	Royal.....30	Royal.....335	Royal.....11.2
2010	Royal.....25	Royal.....298	Royal.....11.9
2011	Cosby.....27	Cosby.....269	Royal.....16.2
2012	Holliday.....31	Holliday.....334	Holliday.....10.8
2013	Holliday.....32	Holliday.....271	Holliday.....8.5
2014	Burse.....29	Burse.....211	Burse.....7.3
2015	Sanders.....17	Bolden.....123	Sanders.....6.1
2016	Norwood.....25	Norwood.....204	Raymond.....10.1
2017	McKenzie.....21	McKenzie.....183	J. Taylor.....9.4
2018	Cracraft.....12	Cracraft.....40	Cracraft.....3.3
2019	Spencer.....26	Spencer.....208	Spencer.....8.0
2020	Spencer.....16	Spencer.....253	Spencer.....15.8
2021	Spencer.....26	Spencer.....206	Spencer.....7.9
2022	Washington.....32	Washington.....271	Washington.....8.5

KICKOFF RETURNS

	KICKOFF RETURNS	YARDS	AVG. (min. 13)
1960	Carmichael.....22	Carmichael.....581	Carmichael.....26.4
1961	Frazier.....18	Frazier.....504	Frazier.....28.0
1962	Frazier.....19	Frazier.....388	Frazier.....20.4
1963	Mitchell.....37	Mitchell.....954	Mitchell.....25.7
1964	Barry.....47	Barry.....1,245	Barry.....26.5
1965	Haynes.....34	Haynes.....901	Haynes.....26.5
1966	Sellers.....19	Sellers.....541	Sellers.....28.5
1967	Little.....35	Little.....942	Little.....26.9
1968	Little.....26	Little.....649	Little.....25.0
1969	Williams.....23	Williams.....574	Thompson.....28.5
1970	Anderson.....21	Anderson.....520	Anderson.....24.8
1971	Anderson.....8	Little.....199	Little.....28.3
1972	Montgomery.....29	Montgomery.....756	Montgomery.....26.1
1973	Armstrong.....20	Armstrong.....472	Armstrong.....23.6
1974	Armstrong.....16	Armstrong.....386	Armstrong.....24.1
1975	Upchurch.....40	Upchurch.....1,084	Upchurch.....27.1
1976	Upchurch.....22	Upchurch.....514	Perrin.....27.9
1977	Upchurch.....20	Upchurch.....456	Upchurch.....22.8
1978	Perrin.....12	Perrin.....256	Perrin.....21.3
1979	Pane.....18	Pane.....354	Pane.....19.7
1980	Brunson.....40	Brunson.....923	Brunson.....23.1
1981	Manning.....26	Manning.....514	Manning.....19.8
1982	Willhite.....17	Manning.....346	Manning.....23.1
1983	Thomas.....28	Thomas.....573	Thomas.....20.5
1984	Lang.....19	Lang.....404	Lang.....21.3
1985	V. Johnson.....30	V. Johnson.....740	V. Johnson.....24.7
1986	K. Bell.....23	K. Bell.....531	K. Bell.....23.1
1987	K. Bell.....15	K. Bell.....323	K. Bell.....21.5
1988	K. Bell.....36	K. Bell.....762	K. Bell.....21.2
1989	K. Bell.....30	K. Bell.....602	K. Bell.....20.1
1990	Clark.....20	Clark.....505	Clark.....25.3
1991	Montgomery.....26	Montgomery.....488	Montgomery.....18.8
1992	Montgomery.....21	Montgomery.....466	Montgomery.....22.2
1993	Russell.....18	Russell.....374	Russell.....20.8
1994	Milburn.....37	Milburn.....793	By'not'e.....22.7
1995	Milburn.....47	Milburn.....1,269	Milburn.....27.0
1996	Hebron.....45	Hebron.....1,099	Hebron.....24.4
1997	Hebron.....43	Hebron.....1,009	Hebron.....23.5
1998	Hebron.....46	Hebron.....1,216	Hebron.....26.4
1999	Watson.....48	Watson.....1,138	Watson.....23.7
2000	O'Neal.....46	O'Neal.....1,102	O'Neal.....24.0
2001	Cole.....48	Cole.....1,127	Kasper.....26.6
2002	Droughns.....20	Droughns.....516	Kasper.....26.2
2003	Cole.....30	Cole.....714	Cole.....23.8
2004	R. Alexander.....19	R. Alexander.....386	Droughns.....24.6
2005	Da. Williams.....18	Da. Williams.....431	Da. Williams.....23.9
2006	Clark.....23	Clark.....512	Morgan.....24.9
2007	Hall.....19	Hall.....475	Hall.....25.0
2008	Royal.....23	Royal.....600	Royal.....26.1
2009	Royal.....26	Royal.....621	Royal.....23.9
2010	Decker.....22	Decker.....556	Decker.....25.3
2011	Cosby.....17	Cosby.....457	Cosby.....26.9
2012	Bolden.....14	Holliday.....358	Bolden.....19.3
2013	Holliday.....28	Holliday.....775	Holliday.....27.7
2014	Bolden.....13	Bolden.....429	Bolden.....33.0
2015	Bolden.....15	Bolden.....342	Bolden.....22.8
2016	Latimer.....8	Latimer.....200	Latimer (8 ret.).....25.0
2017	Booker.....14	Booker.....276	Booker.....19.7
2018	Booker.....10	Booker.....234	Booker (10 ret.).....23.4
2019	Spencer.....15	Spencer.....436	Spencer.....29.1
2020	Spencer.....15	Spencer.....281	Spencer.....18.7
2021	Spencer.....17	Spencer.....291	Spencer.....17.1
2022	Washington.....18	Washington.....340	Washington.....18.9

SCORING

TOUCHDOWNS		POINTS	
1960	Taylor.....12	Mingo.....	123
1961	Frazier/Stone.....8	Frazier.....	50
1962	Scarpitto.....6	Mingo.....	137
1963	Taylor.....10	Mingo.....	83
1964	Taylor.....7	Taylor.....	42
1965	Hayes/Gilchrist.....7	Kroner.....	71
1966	Scarpitto.....5	Kroner.....	62
1967	Denson.....11	Denson.....	66
1968	Crabtree/Little/Denson.....5	Howfield.....	57
1969	Denson.....10	Howfield.....	75
1970	Crenshaw.....6	Howfield.....	81
1971	Little.....6	Turner.....	93
1972	Little.....13	Turner.....	97
1973	Little.....13	Turner.....	106
1974	Armstrong.....12	Armstrong.....	72
1975	Five Players*.....4	Turner.....	86
1976	Moses.....7	Turner.....	81
1977	Five Players^.....4	Turner.....	76
1978	Odoms.....6	Turner.....	64
1979	Upchurch.....7	Turner.....	71
1980	Odoms.....6	Steinfort.....	110
1981	Watson.....13	Steinfort.....	87
1982	Upchurch.....5	Karlis.....	48
1983	Watson.....5	Karlis.....	96
1984	Watson.....7	Karlis.....	101
1985	Winder.....8	Karlis.....	110
1986	Winder.....14	Karlis.....	104
1987	V. Johnson/Winder.....7	Karlis.....	91
1988	Jackson/Sewell.....6	Karlis.....	105
1989	Humphrey.....8	Treadwell.....	120
1990	Humphrey.....7	Treadwell.....	109
1991	Elway.....6	Treadwell.....	112
1992	Jackson.....8	Treadwell.....	88
1993	Sharpe.....9	Elam.....	119
1994	L. Russell.....9	Elam.....	119
1995	Miller.....14	Elam.....	132
1996	Davis.....15	Elam.....	109
1997	Davis.....15	Elam.....	124
1998	Davis.....23	Davis.....	138
1999	Gary/McCaffrey.....7	Elam.....	116
2000	Anderson.....15	Elam.....	103
2001	R. Smith.....11	Elam.....	124
2002	Portis.....17	Elam.....	120
2003	Portis.....14	Elam.....	120
2004	Droughns.....8	Elam.....	129
2005	Anderson.....13	Elam.....	115
2006	Walker.....9	Elam.....	115
2007	Marshall.....7	Elam.....	114
2008	Hillis/Marshall.....6	Prater.....	114
2009	Marshall.....10	Prater.....	122
2010	Lloyd.....11	Prater.....	76
2011	Decker.....9	Prater.....	87
2012	Decker.....13	Prater.....	133
2013	D. Thomas.....14	Prater.....150	
2014	J. Thomas.....12	J. Thomas.....	72
2015	Hillman.....7	McManus.....	125
2016	Four Players&.....5	McManus.....	119
2017	D. Thomas.....5	McManus.....	99
2018	Lindsay.....10	McManus.....	95
2019	Lindsay.....7	McManus.....	112
2020	Gordon.....10	McManus.....	108
2021	Gordon.....10	McManus.....	111
2022	Judy.....6	McManus.....	109

*Keyworth, Dolbin, Little, Lynch, Odoms.

&C. Anderson, Booker, Sanders, D. Thomas.

^Armstrong, Moses, Morton, Perrin, Upchurch.

FIELD GOALS AND PUNTING

	FIELD GOALS	PUNTING
1960	Mingo18-28, 643	Herring.....70-2,610, 37.3
1961	Hill5-15, 333	Herring.....80-3,149, 39.4
1962	Mingo27-39, 692	Fraser.....54-2,400, 44.4
1963	Mingo16-30, 533	Fraser.....78-3,595, 46.1
1964	Mingo8-12, 667	Fraser.....72-3,225, 44.7
1965	Kroner13-29, 448	Scarpitto.....67-2,833, 42.3
1966	Kroner14-25, 560	Scarpitto.....76-3,480, 45.8
1967	Humphreys.....7-15, 467	Scarpitto..... 105-4,713 , 44.9
1968	Howfield.....9-18, 500	Van Heusen.....88-3,853, 43.8
1969	Howfield.....13-29, 448	Hollomon.....47-1,868, 39.7
1970	Howfield.....18-32, 563	Van Heusen.....87-3,732, 42.9
1971	Turner.....25-38, 658	Van Heusen.....76-3,176, 41.8
1972	Turner.....20-29, 690	Van Heusen.....60-2,408, 40.1
1973	Turner.....22-33, 667	Van Heusen.....69-3,114, 45.1
1974	Turner.....11-21, 524	Van Heusen.....75-3,024, 40.3
1975	Turner.....21-28, 720	Van Heusen.....63-2,515, 39.9
1976	Turner.....15-21, 714	Weese.....52-1,852, 35.6
1977	Turner.....13-19, 684	Dilts.....90-3,525, 39.2
1978	Turner.....11-22, 500	Dilts.....96-3,494, 36.4
1979	Turner.....13-21, 619	Prestridge.....89-3,555, 39.9
1980	Steinfort.....26-34, 765	Prestridge.....70-3,076, 43.9
1981	Steinfort.....17-30, 567	Prestridge.....86-3,478, 40.4
1982	Karlis.....11-13, 846	Prestridge.....45-2,026, 45.0
1983	Karlis.....21-25, 840	Prestridge.....87-3,620, 41.6
1984	Karlis.....21-28, 750	Norman.....96-3,850, 40.1
1985	Karlis.....23-38, 605	Norman.....92-3,764, 40.9
1986	Karlis.....20-28, 715	Weil.....34-1,344, 39.5
1987	Karlis.....18-25, 720	Horan.....44-1,807, 41.1
1988	Karlis.....23-36, 639	Horan.....65-2,861, 44.0
1989	Treadwell.....27-33, 818	Horan.....77-3,111, 40.4
1990	Treadwell.....25-34, 735	Horan.....58-2,575, 44.4
1991	Treadwell.....27-36, 750	Horan.....72-3,012, 41.8
1992	Treadwell.....20-24, 833	Horan.....37-1,681, 45.4
1993	Elam.....26-35, 743	Rouen.....67-3,017, 45.0
1994	Elam.....30-37, 841	Rouen.....76-3,258, 42.9
1995	Elam..... 31-38 , 816	Rouen.....52-2,192, 42.2
1996	Elam.....21-28, 750	Rouen.....65-2,714, 41.8
1997	Elam.....26-36, 722	Rouen.....60-2,598, 43.3
1998	Elam.....23-27, 852	Rouen.....66-3,097, 46.9
1999	Elam.....29-36, 806	Rouen.....84-3,908, 46.5
2000	Elam.....18-24, 750	Rouen.....61-2,455, 40.2
2001	Elam..... 31-36 , 861	Rouen.....81-3,668, 45.3
2002	Elam.....26-36, 722	Rouen.....29-1,239, 42.7
2003	Elam.....27-31, 871	Knorr.....68-2,937, 43.2
2004	Elam.....29-34, 853	Knorr.....54-2,243, 41.5
2005	Elam.....24-32, 750	Sauerbrun.....72-3,157, 43.8
2006	Elam.....27-29, 931	Ernster.....80-3,338, 41.7
2007	Elam.....27-31, 871	Sauerbrun.....47-2,220, 46.8
2008	Prater.....25-34, 735	Kern.....46-2,150, 46.7
2009	Prater.....30-35, 857	Berger.....51-2,142, 42.0
2010	Prater.....16-18, 889	Colquitt.....86-3,835, 44.6
2011	Prater.....19-25, 760	Colquitt..... 101-4,783 , 47.4
2012	Prater.....26-32, 813	Colquitt.....67-3,105, 46.3
2013	Prater.....25-26, 962	Colquitt.....65-2,893, 44.5
2014	Barth.....15-16, 938	Colquitt.....69-3,049, 44.2
2015	McManus.....30-35, 857	Colquitt.....84-3,663, 43.6
2016	McManus.....29-34, 853	Dixon.....89-4,068, 45.7
2017	McManus.....24-32, 750	Dixon.....73-3,331, 45.6
2018	McManus.....20-25, 800	Wadman.....65-2,905, 44.7
2019	McManus.....29-34, 853	Wadman.....78-3,464, 44.4
2020	McManus.....28-34, 824	Martin.....65-3,040, 46.8
2021	McManus.....26-31, 839	Martin.....67-3,083, 46.0
2022	McManus.....28-36, 778	Waitman.....96-4,470, 46.6

SACKS AND TACKLES

QUARTERBACK SACKS		TOTAL TACKLES		
1970	P. Smith.....	11.5	Forsberg.....	99
1971	P. Smith.....	12.0	Forsberg.....	98
1972	Alzado.....	10.5	Alzado/Graham.....	81
1973	P. Smith.....	11.0	P. Smith.....	106
1974	Alzado.....	13.0	T. Jackson.....	116
1975	Alzado.....	7.0	Gradishar.....	177
1976	Chavous.....	8.0	Gradishar.....	198
1977	Alzado.....	8.0	Gradishar.....	219
1978	Alzado.....	9.0	Gradishar.....	286
1979	Manor.....	6.5	Gradishar.....	235
1980	R. Jones.....	11.5	Gradishar.....	250
1981	R. Jones.....	9.5	Gradishar.....	258
1982	Chavous.....	5.0	Gradishar.....	151
1983	T. Jackson.....	5.5	Gradishar.....	224
1984	R. Jones.....	11.0	Busick.....	195
1985	Mecklenburg.....	13.0	Harden.....	82
1986	R. Jones.....	13.5	Hunley.....	164
1987	R. Jones.....	7.0	Ryan.....	125
1988	Fletcher.....	9.0	Kragen.....	140
1989	Fletcher.....	12.0	Mecklenburg.....	143
1990	Fletcher.....	11.0	Brooks.....	175
1991	Fletcher.....	13.5	Brooks.....	153
1992	Fletcher.....	16.0	Brooks.....	167
1993	Fletcher.....	13.5	Atwater.....	141
1994	Fletcher.....	7.0	Alexander.....	172
1995	Perry.....	6.0	Atwater.....	148
1996	A. Williams.....	13.0	Romanowski.....	128
1997	Tanuvasa/N. Smith/A. Williams.....	8.5	Mobley.....	162
1998	Pryce/Tanuvasa.....	8.5	Mobley.....	132
1999	Pryce.....	13.0	Cadrez.....	97
2000	Pryce.....	12.0	Mobley.....	133
2001	Pryce/Romanowski.....	7.0	Mobley.....	133
2002	Pryce.....	9.0	Wilson.....	199
2003	Berry.....	11.5	Wilson.....	128
2004	Hayward.....	10.5	D.J. Williams.....	114
2005	Ekuban/Lynch/Pryce.....	4.0	Gold.....	106
2006	Dumervil.....	8.5	Wilson.....	113
2007	Dumervil.....	12.5	D.J. Williams.....	170
2008	Dumervil.....	5.0	Winborn.....	117
2009	Dumervil/Ekuban.....	17.0	D.J. Williams.....	122
2010	D.J. Williams.....	5.5	D.J. Williams.....	119
2011	Miller.....	11.5	D.J. Williams.....	90
2012	Miller.....	18.5	Woodyard.....	114
2013	Phillips.....	10.0	Trevathan.....	124
2014	Miller.....	14.0	B. Marshall.....	110
2015	Miller.....	11.0	Trevathan.....	110
2016	Miller.....	13.5	Davis.....	97
2017	Miller.....	10.0	B. Marshall.....	106
2018	Miller.....	14.5	T. Davis.....	114
2019	Miller.....	8.0	T. Davis.....	134
2020	Reed.....	8.0	Johnson.....	124
2021	S. Harris.....	6.0	Jackson.....	88
2022	D. Jones.....	6.5	Singleton.....	152

BRONCOS ALL-TIME SERVICE RECORDS (REGULAR SEASON)

Most Seasons with Denver

16	John Elway, 1983-98
15	Jason Elam, 1993-2007
	Tom Nalen, 1994-2008
14	Tom Jackson, 1973-86
	Dennis Smith, 1981-94
13	Barney Chavous, 1973-85
	Paul Howard, 1973-75, '77-86
	Ken Lanier, 1981-92, '94
	Rod Smith, 1995-2007
	Bill Thompson, 1969-81
12	Tyrone Braxton, 1987-93, '95-99
	Billy Bryan, 1977-88
	Dwayne Carswell, 1994-2005
	Rubin Carter, 1975-86
	Karl Mecklenburg, 1983-94
	Riley Odoms, 1972-83
	Shannon Sharpe, 1990-99, 2002-03
	Louis Wright, 1975-86

Most Games Played with Denver

236	Jason Elam, 1993-2007
234	John Elway, 1983-98
194	Tom Nalen, 1994-2008
191	Tom Jackson, 1973-86
187	Paul Howard, 1973-75, '77-86
184	Dennis Smith, 1981-94
183	Rod Smith, 1995-2007
182	Barney Chavous, 1973-85
180	Karl Mecklenburg, 1983-94
179	Bill Thompson, 1969-81

Most Consecutive Games Played with Denver

172	Simon Fletcher <i>(1st in '85 through 16th in '95)</i>
166	Ken Lanier <i>(13th in '81 through 16th in '92)</i>
156	Bill Thompson <i>(1st in '71 through 16th in '81)</i>

Most Consecutive Games Started with Denver

156	Bill Thompson <i>(1st in '71 through 16th in '81)</i>
140	Simon Fletcher <i>(1st in '87 through 16th in '95)</i>
131	Ken Lanier <i>(9th in '84 through 16th in '92)</i>

Most Games Started with Denver

231	John Elway, 1983-98
188	Tom Nalen, 1994-2008
178	Bill Thompson, 1969-81
177	Barney Chavous, 1973-85
	Tom Jackson, 1973-86
170	Dennis Smith, 1981-94
165	Ken Lanier, 1981-92, '94
163	Louis Wright, 1975-86
158	Rod Smith, 1995-2007
155	Steve Atwater, 1989-98

BRONCOS ALL-TIME RECORDS

INDIVIDUAL RECORDS — OFFENSE

TOTAL OFFENSE

MOST YARDS TOTAL OFFENSE

(COMBINED RUSHING AND PASSING YARDS)

Career

54,882	John Elway, 1983-98 (3,407/51,475)
17,057	Peyton Manning, 2012-15 (-65/17,112)
12,301	Jake Plummer, 2003-06 (670/11,631)
12,279	Brian Griese, 1998-2002 (516/11,763)
12,151	Craig Morton, 1977-82 (256/11,895)
9,447	Jay Cutler, 2006-08 (423/9,024)
8,620	Kyle Orton, 2009-11 (186/8,434)
7,667	Frank Tripucka, 1960-63 (-9/7,676)
7,607	Terrell Davis, 1995-2002 (7,607/0)
7,254	Charley Johnson, 1972-75 (16/7,238)

Season

5,446	Peyton Manning, 2013 (-31/5,477)
4,726	Jay Cutler, 2008 (204/4,526)
4,703	Peyton Manning, 2014 (-24/4,727)
4,665	Peyton Manning, 2012 (6/4,659)
4,291	Jake Plummer, 2004 (202/4,089)
4,183	John Elway, 1993 (153/4,030)
4,146	John Elway, 1995 (176/3,971)
4,144	John Elway, 1985 (253/3,891)
3,983	Case Keenum, 2018 (93/3,890)
3,873	Kyle Orton, 2009 (71/3,802)

Game

504	Plummer, vs. Atlanta, 10/31/04 (5/499)
487	Orton, vs. Indianapolis, 9/26/10 (11/476)
477	Manning, vs. Arizona, 10/5/14 (-2/479)
476	Cutler, at Cleveland, 11/6/08 (29/447)
460	Manning, vs. Baltimore, 9/5/13 (-2/462)
458	Frerotte, vs. San Diego, 11/19/00 (-4/462)
447	Orton, vs. Kansas City, 1/3/10 (16/431)
	Tripucka, at Buffalo, 9/15/62 (0/447)
445	C. Johnson, vs. Kansas City, 11/18/74 (0/445)
441	Manning, at New England, 11/2/14 (3/438)

MOST YARDS TOTAL OFFENSE BY A ROOKIE

(COMBINED RUSHING AND PASSING YARDS)

Season

1,897	Marlin Briscoe, 1968 (308/1,589)
1,816	Mickey Slaughter, 1963 (127/1,689)
1,809	John Elway, 1983 (146/1,663)
1,508	Clinton Portis, 2002 (1,508/0)
1,487	Mike Anderson, 2000 (1,487/0)

Game

368	Elway, vs. Baltimore, 12/11/83 (23/345)
335	Tebow, vs. Houston, 12/26/10 (27/308)
333	Briscoe, vs. Buffalo, 11/24/68 (0/333)
324	Lock, at Houston, 12/8/19 (15/309)
313	Choboian, vs. Miami, 12/4/66 (40/273)

MOST TOTAL YARDS FROM SCRIMMAGE

(RUSHING AND RECEIVING)

Career

11,737	Rod Smith, 1995-2007 (348/11,389)
9,061	Demaryius Thomas, 2010-18 (6/9,055)
8,887	Terrell Davis, 1995-2002 (7,607/1,280)
8,741	Floyd Little, 1967-75 (6,323/2,418)
8,448	Shannon Sharpe, 1990-99, 2002-03 (9/8,439)
6,892	Lionel Taylor, 1960-66 (20/6,872)
6,729	Sammy Winder, 1982-90 (5,427/1,302)
6,221	Ed McCaffrey, 1995-2003 (21/6,200)
6,131	Steve Watson, 1979-87 (19/6,112)
5,966	Riley Odoms, 1972-83 (211/5,755)

Season

2,225	Terrell Davis, 1998 (2,008/217)
2,037	Terrell Davis, 1997 (1,750/287)
1,905	Clinton Portis, 2003 (1,591/314)
1,872	Clinton Portis, 2002 (1,508/364)
1,848	Terrell Davis, 1996 (1,538/310)
1,812	Otis Armstrong, 1974 (1,407/405)
1,701	Rod Smith, 2000 (99/1,602)
1,656	Mike Anderson, 2000 (1,487/169)
1,619	Demaryius Thomas, 2014 (0/1,619)
1,586	Knowshon Moreno, 2013 (1,038/548)

Game

256	Anderson, at New Orleans, 12/3/00 (251/5)
254	Portis, vs. Kansas City, 12/7/03 (218/36)
246	Portis, vs. Arizona, 12/29/02 (228/18)
236	Davis, at Buffalo, 10/26/97 (207/29) (OT)
	Little, vs. Buffalo, 11/24/68 (71/165)
230	Moreno, at New England, 11/24/13 (224/6) (OT)
228	Davis, vs. Cincinnati, 9/21/97 (215/13)
226	D. Thomas, vs. Arizona, 10/5/14 (0/226)
220	Portis, at Kansas City, 10/5/03 (141/79)
217	Armstrong, vs. Pittsburgh, 9/22/74 (131/86) (OT)

MOST TOTAL YARDS FROM SCRIMMAGE BY A ROOKIE

(RUSHING AND RECEIVING)

Season

1,872	Clinton Portis, 2002 (1,508/364)
1,656	Mike Anderson, 2000 (1,487/169)
1,484	Terrell Davis, 1995 (1,117/367)
1,318	Olandis Gary, 1999 (1,159/159)
1,307	Bobby Humphrey, 1989 (1,151/156)

Game

256	M. Anderson, at New Orleans, 12/3/00 (251/5)
246	Portis, vs. Arizona, 12/29/02 (228/18)
209	M. Anderson, at Seattle, 11/26/00 (195/14)
205	Portis, vs. Kansas City, 12/15/02 (130/75)
199	Gary, vs. Seattle, 12/19/99 (183/16)

MOST COMBINED YARDAGE

(RUSHING/RECEIVING/RETURNS)

Career

12,477	Rod Smith, 1995-2007 (348/11,389/740)
12,173	Floyd Little, 1967-75 (6,323/2,418/3,432)
10,081	Rick Upchurch, 1975-83 (349/4,369/5,363)
9,861	Demaryius Thomas, 2010-18 (6/9,457/398)
8,880	Terrell Davis, 1995-2002 (7,607/1,280/7)
8,448	Shannon Sharpe, 1990-99, 2002-03 (9/8,439/0)
7,455	Vance Johnson, 1985-93, '95 (44/5,695/1,716)
6,895	Lionel Taylor, 1960-66 (20/6,872/3)
6,786	Sammy Winder, 1982-90 (5,427/1,302/57)
6,634	Otis Armstrong, 1973-80 (4,453/1,302/879)

Season

2,225	Terrell Davis, 1998 (2,008/217/0)
2,198	Otis Armstrong, 1974 (1,407/405/386)
2,080	Glyn Milburn, 1995 (266/191/1,623)
2,037	Terrell Davis, 1997 (1,750/287/0)
1,929	Rick Upchurch, 1975 (97/436/1,396)
1,922	Glyn Milburn, 1994 (201/549/1,172)
1,905	Clinton Portis, 2003 (1,591/314/0)
1,872	Clinton Portis, 2002 (1,508/364/0)
1,848	Terrell Davis, 1996 (1,538/310/0)
1,829	Eddie Royal, 2008 (109/980/740)

Game

404	Milburn, vs. Seattle, 12/10/95 (131/45/228)
295	Little, vs. Buffalo, 11/24/68 (71/165/59)
290	Swanson, at Kansas City, 10/18/87 (0/87/203)
289	Armstrong, vs. Pittsburgh, 9/22/74 (131/86/72)
284	Upchurch, vs. Kansas City, 9/21/75 (13/153/118)
273	Frazier, vs. Oakland, 10/15/61 (27/166/80)
256	M. Anderson, at New Orleans, 12/3/00 (251/5/0)
254	Portis, vs. Kansas City, 12/7/03 (218/36/0)
250	Haynes, at Kansas City, 12/19/65 (53/82/115)
249	Royal, vs. Miami, 11/2/08 (0/69/180)
	* - NFL Record

INDIVIDUAL RECORDS — OFFENSE / RUSHING

MOST COMBINED YARDAGE BY A ROOKIE (RUSHING/RECEIVING/RETURNS)

Season	
1,929	Rick Upchurch, 1975 (97/436/1,396)
1,872	Clinton Portis, 2002 (1,508/364/0)
1,829	Eddie Royal, 2008 (109/980/740)
1,757	Vance Johnson, 1985 (36/721/1,000)
1,656	Mike Anderson, 2000 (1,487/169/0)
Game	
284	Upchurch, vs. Kansas City, 9/21/75 (13/153/118)
256	Anderson, at New Orleans, 12/3/00 (251/5/0)
249	Royal, vs. Miami, 11/2/08 (0/69/180)
246	Portis, vs. Arizona, 12/29/02 (228/18/0)
240	Upchurch, vs. Oakland, 11/2/75 (17/76/147)

RUSHING

MOST ATTEMPTS

Career	
1,655	Terrell Davis, 1995-2002
1,641	Floyd Little, 1967-75
1,495	Sammy Winder, 1982-90
1,023	Otis Armstrong, 1973-80
865	Mike Anderson, 2000-05
845	Knowshon Moreno, 2009-13
774	John Elway, 1983-98
699	Jon Keyworth, 1974-80
693	C.J. Anderson, 2013-17
593	Bobby Humphrey, 1989-91

Season

392	Terrell Davis, 1998
369	Terrell Davis, 1997
345	Terrell Davis, 1996
297	Mike Anderson, 2000
296	Sammy Winder, 1984
294	Bobby Humphrey, 1989
290	Clinton Portis, 2003
288	Bobby Humphrey, 1990
284	Floyd Little, 1971
276	Olandis Gary, 1999

Game

42	Davis, at Buffalo, 10/26/97 (OT)
38	Droughns, at Oakland, 10/17/04
	Portis, vs. Cleveland, 12/14/03 (OT)
37	Moreno, at New England, 11/24/13 (OT)
	M. Anderson, at New Orleans, 12/3/00
	Gary, vs. Green Bay, 10/17/99
34	Portis, at Oakland, 11/30/03
	Davis, at Kansas City, 11/16/97
	Humphrey, at Buffalo, 9/30/90
	Winder, at L.A. Raiders, 10/28/84 (OT)

MOST ATTEMPTS BY A ROOKIE

Season

297	Mike Anderson, 2000
294	Bobby Humphrey, 1989
276	Olandis Gary, 1999
273	Clinton Portis, 2002
247	Knowshon Moreno, 2009

Game

37	M. Anderson, at New Orleans, 12/3/00
	Gary, vs. Green Bay, 10/17/99
32	M. Anderson, at Oakland, 9/17/00
31	M. Anderson, vs. Atlanta, 9/10/00
	Humphrey, at L.A. Raiders, 12/3/89 (OT)
	Humphrey, at Washington, 11/20/89

MOST RUSHING YARDS

Career

7,607	Terrell Davis, 1995-2002
6,323	Floyd Little, 1967-75
5,427	Sammy Winder, 1982-90
4,453	Otis Armstrong, 1973-80
3,822	Mike Anderson, 2000-05
3,468	Knowshon Moreno, 2009-13
3,407	John Elway, 1983-98
3,099	Clinton Portis, 2002-03
3,051	C.J. Anderson, 2013-17
2,653	Jon Keyworth, 1974-80

Season

2,008	Terrell Davis, 1998
1,750	Terrell Davis, 1997
1,591	Clinton Portis, 2003
1,538	Terrell Davis, 1996
1,508	Clinton Portis, 2002
1,487	Mike Anderson, 2000
1,407	Otis Armstrong, 1974
1,240	Reuben Droughns, 2004
1,202	Bobby Humphrey, 1990
1,199	Willis McGahee, 2011

Game

251	M. Anderson, at New Orleans, 12/3/00
228	Portis, vs. Arizona, 12/29/02
224	Moreno, at New England, 11/24/13 (OT)
218	Portis, vs. Kansas City, 12/7/03
215	Davis, vs. Cincinnati, 9/21/97
208	Davis, at Seattle, 10/11/98
207	Davis, at Buffalo, 10/26/97 (OT)
195	M. Anderson, at Seattle, 11/26/00
194	Davis, vs. Baltimore, 10/20/96
193	Droughns, vs. Carolina, 10/10/04

MOST RUSHING YARDS BY A ROOKIE

Season

1,508	Clinton Portis, 2002
1,487	Mike Anderson, 2000
1,159	Olandis Gary, 1999
1,151	Bobby Humphrey, 1989
1,117	Terrell Davis, 1995

Game

251	M. Anderson, at New Orleans, 12/3/00
228	Portis, vs. Arizona, 12/29/02
195	M. Anderson, at Seattle, 11/26/00
187	M. Anderson, at Oakland, 9/17/00
185	Gary, at Detroit, 12/25/99

HIGHEST RUSHING AVERAGE

Career (min. 100 carries)

5.50	Clinton Portis, 2002-03 (563-3,099)
5.38	Tim Tebow, 2010-11 (165-887)
5.13	Selvin Young, 2007-08 (201-1,032)
4.94	Tatum Bell, 2004-06, '08 (525-2,591)
4.81	Vaughn Hebron, 1996-98 (107-515)
4.78	Phillip Lindsay, 2018-20 (534-2,550)
4.64	Willis McGahee, 2011-12 (416-1,930)
4.60	Terrell Davis, 1995-2002 (1,655-7,607)
4.44	Gerald Willhite, 1982-88 (308-1,688)
4.44	Reuben Droughns, 2002-04 (285-1,265)

Season (min. 100 carries)

5.52	Clinton Portis, 2002 (273-1,508)
5.49	Clinton Portis, 2003 (290-1,591)
5.41	Tim Tebow, 2011 (122-660)
5.40	Phillip Lindsay, 2018 (192-1,037)
5.35	Correll Buckhalter, 2009 (120-642)
5.35	Otis Armstrong, 1974 (263-1,407)
5.32	Tatum Bell, 2005 (173-921)
5.21	Selvin Young, 2007 (140-729)
5.12	Terrell Davis, 1998 (392-2,008)
5.01	Mike Anderson, 2000 (297-1,487)

INDIVIDUAL RECORDS — RUSHING / PASSING

HIGHEST RUSHING AVERAGE, CONT.

Game (min. 8 rushes)	
12.25	Green, vs. Houston, 10/18/92 (8-98)
11.79	Portis, vs. Chicago, 11/23/03 (14-165)
11.00	Rolle, vs. Oakland, 10/2/60 (9-99)
10.75	T. Bell, at San Diego, 12/28/08 (8-86)
	Portis, at San Diego, 9/14/03 (12-129)
10.58	T. Bell, vs. Washington, 10/9/05 (12-127)
10.38	Joe, at Boston, 10/18/63 (8-83)
10.33	Dawkins, at Kansas City, 10/7/73 (9-93)
10.22	Lindsay, vs. Cleveland, 11/3/19 (9-92)
10.13	Young, at Indianapolis, 9/30/07 (8-81)

HIGHEST RUSHING AVERAGE BY A ROOKIE

Season (min. 100 carries)	
5.52	Clinton Portis, 2002 (273-1,508)
5.40	Phillip Lindsay, 2018 (192-1,037)
5.21	Selvin Young, 2007 (140-729)
5.01	Mike Anderson, 2000 (297-1,487)
4.71	Terrell Davis, 1995 (237-1,117)

Game (min. 8 rushes)

10.38	Joe, at Boston, 10/18/63 (8-83)
10.13	Young, at Indianapolis, 9/30/07 (8-81)
9.87	Keyworth, at Oakland, 11/24/74 (15-148)
9.75	Tebow, at Oakland, 12/9/07 (8-78)
9.50	Portis, vs. Arizona, 12/29/02 (24-228)

MOST RUSHING TOUCHDOWNS

Career	
60	Terrell Davis, 1995-2002
43	Floyd Little, 1967-75
39	Sammy Winder, 1982-90
36	Mike Anderson, 2000-05
33	John Elway, 1983-98
29	Clinton Portis, 2002-03
26	Knowshon Moreno, 2009-13
25	Otis Armstrong, 1973-80
22	Jon Keyworth, 1973-80
20	C.J. Anderson, 2013-17

Season

21	Terrell Davis, 1998
15	Clinton Portis, 2002
	Mike Anderson, 2000
	Terrell Davis, 1997
14	Clinton Portis, 2003
13	Terrell Davis, 1996
12	Mike Anderson, 2005
	Floyd Little, 1973
10	Knowshon Moreno, 2013
	Jon Keyworth, 1974

Game

5	Portis, vs. Kansas City, 12/7/03
4	M. Anderson, at New Orleans, 12/3/00
3	14 times (last: C. Anderson, vs. Oakland, 12/28/14)

MOST RUSHING TOUCHDOWNS BY A ROOKIE

Season	
15	Clinton Portis, 2002
	Mike Anderson, 2000
10	Jon Keyworth, 1974
9	Phillip Lindsay, 2018
8	Mike Bell, 2006
7	Knowshon Moreno, 2009
	Olandis Gary, 1999
	Terrell Davis, 1995
	Bobby Humphrey, 1989

Game

4	M. Anderson, at New Orleans, 12/3/00
3	Portis, vs. Kansas City, 12/15/02
	Keyworth, vs. Kansas City, 11/18/74
2	31 times (last: M. Ball, vs. Kansas City, 11/17/13)

MOST CONSECUTIVE GAMES SCORING BY RUSH

8	Terrell Davis, 1998
6	Terrell Davis, 1997-98 (last four, first two)
5	Mike Anderson, 2005
	Terrell Davis, 1997
	Sammy Winder, 1985
	Floyd Little, 1972-73 (last three, first two)

LONGEST SCORING RUN

82	Gene Mingo, vs. Oakland, 10/5/62
80	Mike Anderson, at Seattle, 11/26/00
	Floyd Little, at San Francisco, 10/25/70
72	Ronnie Hillman, vs. Minnesota, 10/4/15
	Javon Walker, at Pittsburgh, 11/5/06
	Joe Dawkins, at Kansas City, 10/7/73
71	Terrell Davis, vs. Baltimore, 10/20/96
70	Melvin Gordon III at N.Y. Giants, 9/12/21
68	Billy Joe, at Boston, 10/18/63

LONGEST SCORING RUN BY A ROOKIE

80	Mike Anderson, at Seattle, 11/26/00
68	Billy Joe, at Boston, 10/18/63
65	Phillip Lindsay, at Cincinnati, 12/2/18
60	Terrell Davis, at Houston, 11/26/95
51	Clinton Portis, vs. Kansas City, 12/15/02
45	Olandis Gary, at Detroit, 12/25/99
	Fred Bukaty, vs. Buffalo, 11/19/61

LONGEST NON-SCORING RUN

71	Eddie Royal, vs. Buffalo, 12/21/08
	Olandis Gary, vs. Seattle, 12/19/99
70	Terrell Davis, at Seattle, 10/11/98
69	Henry Bell, vs. Los Angeles, 10/16/60
68	Tatum Bell, vs. New England, 10/16/05
65	Melvin Gordon III, at Kansas City, 12/6/20
64	Justin Forsett, vs. Oakland, 1/1/17
63	Jim Krieg, vs. San Diego, 12/10/72
	Bob Scarpitto, at San Diego, 10/30/66
62	Lonnie Perrin, vs. Baltimore, 11/27/77

LONGEST NON-SCORING RUN BY A ROOKIE

71	Eddie Royal, vs. Buffalo, 12/21/08
	Olandis Gary, vs. Seattle, 12/19/99
69	Henry Bell, vs. Los Angeles, 10/16/60
63	Jim Krieg, vs. San Diego, 12/10/72

PASSING

WINNING PERCENTAGE AS A STARTING QUARTERBACK

(min. 25 starts)	
45-12 (.789)	Peyton Manning, 2012-15
39-15 (.722)	Jake Plummer, 2003-06
148-82-1 (.643)	John Elway, 1983-98
41-23 (.641)	Craig Morton, 1977-82
27-24 (.529)	Brian Griese, 1998-2002
20-18-3 (.524)	Charley Johnson, 1972-75
17-20 (.459)	Jay Cutler, 2006-08
14-17 (.452)	Steve Ramsey, 1971-76
12-22 (.353)	Kyle Orton, 2009-11
13-25-1 (.346)	Frank Tripucka, 1960-63

MOST PASSING YARDS

Career	
51,475	John Elway, 1983-98
17,112	Peyton Manning, 2012-15
11,895	Craig Morton, 1977-82
11,763	Brian Griese, 1998-2002
11,631	Jake Plummer, 2003-06
9,024	Jay Cutler, 2006-08
8,434	Kyle Orton, 2009-11
7,676	Frank Tripucka, 1960-63
7,238	Charley Johnson, 1972-75
6,437	Steve Ramsey, 1971-76

Season

*5,477	Peyton Manning, 2013
4,727	Peyton Manning, 2014
4,659	Peyton Manning, 2012
4,526	Jay Cutler, 2008
4,089	Jake Plummer, 2004
4,030	John Elway, 1993
3,970	John Elway, 1995
3,891	John Elway, 1985
3,890	Case Keenum, 2018
3,802	Kyle Orton, 2009

* - NFL Record

INDIVIDUAL RECORDS — PASSING

MOST PASSING YARDS, CONT.

Game	
499	Plummer, vs. Atlanta, 10/31/04 (31-55)
479	Manning, vs. Arizona, 10/5/14 (31-47)
476	Orton, vs. Indianapolis, 9/26/10 (37-57)
462	Manning, vs. Baltimore, 9/5/13 (27-42)
	Frerotte, vs. San Diego, 11/19/00 (36-58)
447	Cutler, at Cleveland, 11/6/08 (24-42)
	Tripucka, at Buffalo, 9/15/62 (29-56)
445	C. Johnson, vs. Kansas City, 11/18/74 (28-42)
438	Manning, at New England, 11/2/14 (34-57)
432	Elway, at Seattle, 12/20/85 (24-42)

MOST PASSING YARDS BY A ROOKIE

Season	
1,689	Mickey Slaughter, 1963
1,663	John Elway, 1983
1,589	Marlin Briscoe, 1968
1,110	Max Choboian, 1966
1,020	Drew Lock, 2019

Game	
345	Elway, vs. Baltimore, 12/11/83 (23-44)
335	Briscoe, vs. Buffalo, 11/24/68 (12-29)
309	Lock, at Houston, 12/8/19 (22-27)
308	Tebow, vs. Houston, 12/26/10 (16-29)
298	Slaughter, at Oakland, 12/15/63 (20-35)

MOST ATTEMPTS

Career	
7,250	John Elway, 1983-98
2,170	Peyton Manning, 2012-15
1,678	Brian Griese, 1998-2002
1,596	Jake Plummer, 2003-06
1,594	Craig Morton, 1977-82
1,277	Frank Tripucka, 1960-63
1,220	Jay Cutler, 2006-08
1,194	Kyle Orton, 2009-11
970	Charley Johnson, 1972-75
919	Steve Ramsey, 1971-76

Season	
659	Peyton Manning, 2013
616	Jay Cutler, 2008
605	John Elway, 1985
597	Peyton Manning, 2014
586	Case Keenum, 2018
583	Peyton Manning, 2012
551	John Elway, 1993
542	John Elway, 1995
541	Kyle Orton, 2009
521	Jake Plummer, 2004

Game	
59	Manning, vs. Tennessee, 12/8/13
	Elway, at Green Bay, 10/10/93
58	Frerotte, vs. San Diego, 11/19/00
57	Manning, at New England, 11/2/14
	Orton, vs. Indianapolis, 9/26/10
56	Orton, vs. Kansas City, 1/3/10
	Tripucka, at Buffalo, 9/15/62
55	Plummer, vs. Atlanta, 10/31/04
54	Manning, at St. Louis, 11/16/14
53	Griese, at Baltimore, 9/30/02
	Slaughter, at Houston, 12/20/64

MOST ATTEMPTS BY A ROOKIE

Season	
259	John Elway, 1983
224	Marlin Briscoe, 1968
223	Mickey Slaughter, 1963
156	Drew Lock, 2019
137	Jay Cutler, 2006

Game	
44	Elway, vs. Baltimore, 12/11/83
41	Briscoe, at Oakland, 12/8/68
40	Lock, at Kansas City, 12/15/19
36	Tebow, vs. San Diego, 1/2/11
35	Lynch, vs. Atlanta, 10/9/16
	Slaughter, at Oakland, 12/15/63

MOST COMPLETIONS

Career	
4,123	John Elway, 1983-98
1,443	Peyton Manning, 2012-15
1,044	Brian Griese, 1998-2002
944	Jake Plummer, 2003-06
907	Craig Morton, 1977-82
762	Jay Cutler, 2006-08
720	Kyle Orton, 2009-11
662	Frank Tripucka, 1960-63
517	Charley Johnson, 1972-75
495	Trevor Siemian, 2015-17

Season

450	Peyton Manning, 2013
400	Peyton Manning, 2012
395	Peyton Manning, 2014
384	Jay Cutler, 2008
365	Case Keenum, 2018
348	John Elway, 1993
336	Kyle Orton, 2009
327	John Elway, 1985
316	John Elway, 1995
307	John Elway, 1994

Game

39	Manning, vs. Tennessee, 12/8/13
37	Orton, vs. Indianapolis, 9/26/10
36	Cutler, vs. San Diego, 9/14/08
	Frerotte, vs. San Diego, 11/19/00
	Elway, vs. San Diego, 9/4/94
35	Bridgewater vs. Las Vegas, 10/17/21
	Flacco, vs. Chicago, 9/15/19
	Keenum, at N.Y. Jets, 10/7/18
	Siemian, at Tennessee, 12/11/16
	Oswieiler vs. Oakland, 12/13/15
	Orton, at Tennessee, 10/3/10
	Orton, vs. New England, 10/11/09
	Griese, at Baltimore, 9/30/02

MOST COMPLETIONS BY A ROOKIE

Season	
123	John Elway, 1983
112	Mickey Slaughter, 1963
100	Drew Lock, 2019
93	Marlin Briscoe, 1968
81	Jay Cutler, 2006

Game

25	Lock, vs. Detroit, 12/22/19
23	Lynch, vs. Atlanta, 10/9/16
	Elway, vs. Baltimore, 12/11/83
22	Lock, at Houston, 12/8/19
21	Cutler, at Arizona, 12/17/06
	Cutler, vs. San Francisco, 12/31/06 (OT)
20	Slaughter, at Oakland, 12/15/63
18	Lock, at Kansas City, 12/15/19
	Lock, vs. L.A. Chargers, 9/18/83
	Maddox, at L.A. Raiders, 11/22/92
	Elway, vs. Philadelphia, 9/18/83
	Slaughter, at Kansas City, 12/8/63

HIGHEST COMPLETION PERCENTAGE

Career (min. 100 passes)	
.669	Teddy Bridgewater, 2021 (285-426)
.665	Peyton Manning, 2012-15 (1,443-2,170)
.653	Joe Flacco, 2019 (171-262)
.626	Hugh Millen, 1994-95 (107-171)
.625	Jay Cutler, 2006-08 (762-1,220)
.623	Case Keenum, 2018 (365-586)
.622	Brian Griese, 1998-2002 (1,044-1,678)
.617	Paxton Lynch, 2016-17 (79-128)
.615	Brett Rypien, 2020-22 (80-130)
.605	Russell Wilson, 2022 (292-483)

INDIVIDUAL RECORDS — PASSING

HIGHEST COMPLETION PERCENTAGE, CONT.

Season (min. 50 passes)

.686	Peyton Manning, 2012 (400-583)
.683	Peyton Manning, 2013 (450-659)
.669	Teddy Bridgewater, 2021 (285-426)
.667	Brian Griese, 2002 (291-436)
.662	Peyton Manning, 2014 (395-597)
.653	Joe Flacco, 2019 (171-262)
.643	Brian Griese, 2000 (216-336)
.641	Drew Lock, 2019 (100-156)
.636	Jay Cutler, 2007 (297-467)
.632	Norris Weese, 1978 (55-87)

Game (min. 10 passes)

.944	Morton, vs. San Diego, 9/27/81 (17-18)
.917	Elway, at L.A. Raiders, 11/2/86 (11-12)
.893	Manning, at Oakland, 12/29/13 (25-28)
.865	Manning, vs. Oakland, 9/23/13 (32-37)
.864	Morton, vs. Kansas City, 12/10/78 (19-22)
.846	Manning, vs. San Francisco, 10/19/14 (22-26)
.842	Elway, vs. Minnesota, 11/18/84 (16-19)
.833	Ramsey, vs. Cleveland, 10/19/75 (10-12)

HIGHEST COMPLETION PERCENTAGE BY A ROOKIE

Season (min. 50 passes)

.641	Drew Lock, 2019 (100-156)
.591	Jay Cutler, 2006 (81-137)
.590	Paxton Lynch, 2016 (49-83)
.545	Tommy Maddox, 1992 (66-121)
.502	Mickey Slaughter, 1963 (112-223)

MOST TOUCHDOWN PASSES

Career

300	John Elway, 1983-98
140	Peyton Manning, 2012-15
74	Craig Morton, 1977-82
71	Jake Plummer, 2003-06
	Brian Griese, 1998-2002
54	Jay Cutler, 2006-08
52	Charley Johnson, 1972-75
51	Frank Tripucka, 1960-63
49	Kyle Orton, 2009-11
38	Steve Tensi, 1967-70

Season

*55	Peyton Manning, 2013
39	Peyton Manning, 2014
37	Peyton Manning, 2012
27	Jake Plummer, 2004
	John Elway, 1997
	John Elway, 1996
	John Elway, 1995
25	Jay Cutler, 2008
	John Elway, 1993
24	Frank Tripucka, 1960

* - NFL Record

Game

*7	Manning, vs. Baltimore, 9/5/13
5	Manning, at Oakland, 11/9/14
	Manning, at Kansas City, 12/1/13
	Frerotte, vs. San Diego, 11/19/00
	Elway, vs. Minnesota, 11/18/84
	Tripucka, vs. Buffalo, 10/28/62
4	36 times (last: Lock, at Carolina, 12/13/20)

* - NFL Record (tie)

MOST TOUCHDOWN PASSES BY A ROOKIE

Season

14	Marlin Briscoe, 1968
13	Mickey Slaughter, 1963
9	Jay Cutler, 2006
7	John Elway, 1983
	Drew Lock, 2019

Game

4	Elway, vs. Baltimore, 12/11/83
	Briscoe, vs. Buffalo, 11/24/68
3	Maddox, vs. Dallas, 12/6/92; Briscoe, vs. San Diego, 12/1/68; Briscoe, at San Diego, 10/20/68
	Lock, at Houston, 12/8/19

MOST INTERCEPTIONS THROWN

Career

226	John Elway, 1983-98
85	Frank Tripucka, 1960-63
65	Craig Morton, 1977-82
58	Steve Ramsey, 1971-76
53	Brian Griese, 1998-2002
	Peyton Manning, 2012-15
52	Charley Johnson, 1972-75
47	Jake Plummer, 2003-06
45	Steve Tensi, 1967-70
38	Mickey Slaughter, 1963-66

Season

34	Frank Tripucka, 1960
25	Frank Tripucka, 1962
23	John Elway, 1985
22	George Herring, 1961
21	Frank Tripucka, 1961
20	Jake Plummer, 2004
	Jacky Lee, 1964
19	Brian Griese, 2001
	John Elway, 1988
	Craig Morton, 1979

Game

6	Horn, at Green Bay, 9/26/71
	Herring, at Houston, 11/26/61
5	Nine times (last: Elway, vs. Kansas City, 12/14/85)

MOST INTERCEPTIONS THROWN BY A ROOKIE

Season

15	Mickey Slaughter, 1963
14	John Elway, 1983
13	Marlin Briscoe, 1968
9	Tommy Maddox, 1992
5	Jay Cutler, 2006

Game

5	Slaughter, vs. Houston, 10/13/63
4	Five times (last: Maddox, vs. Dallas, 12/6/92)

BEST INTERCEPTION AVOIDANCE PERCENTAGE

Career (min. 100 passes)

.016	Teddy Bridgewater, 2021 (7-426)
.018	Hugh Millen, 1994-95 (3-171)
.019	Joe Flacco, 2019 (5-262)
.023	Russell Wilson, 2022 (11-483)
.023	Brock Osweiler, 2012-15, *17 (11-477)
.023	Kyle Orton, 2009-11 (28-1,194)
.024	Peyton Manning, 2012-15 (53-2,170)
.025	Tim Tebow, 2010-11 (9-353)
.026	Case Keenum, 2018 (15-586)
.028	Drew Lock, 2019-21 (20-710)

Season (min. 50 passes)

.012	Paxton Lynch, 2016 (1-83)
.012	Brian Griese, 2000 (4-336)
.012	Chris Miller, 1999 (1-81)
.013	Gary Kubiak, 1984 (1-75)
.015	Peyton Manning, 2013 (10-659)
.015	Jake Plummer, 2005 (7-456)
.016	Teddy Bridgewater, 2021 (7-426)
.018	Drew Lock, 2021 (2-111)
.018	Kyle Orton, 2010 (9-498)
.018	John Elway, 1993 (10-551)

HIGHEST AVERAGE GAIN PER ATTEMPT

Career (min. 100 passes)

7.89	Peyton Manning, 2012-15 (2,170-17,112)
7.52	Norris Weese, 1976-79 (251-1,887)
7.46	Craig Morton, 1977-82 (1,594-11,895)
7.46	Charley Johnson, 1972-75 (970-7,238)
7.44	Gus Frerotte, 2000-01 (280-2,084)
7.40	Jay Cutler, 2006-08 (1,220-9,024)
7.30	Steve Beuerlein, 2002-03 (180-1,314)
7.30	Russell Wilson, 2022 (483-3,524)
7.29	Jake Plummer, 2003-06 (1,596-11,631)
7.16	Teddy Bridgewater, 2021 (426-3,052)

INDIVIDUAL RECORDS — PASSING

Season (min. 50 passes)

8.65	Jacky Lee, 1965 (80-692)
8.50	Craig Morton, 1981 (376-3,195)
8.31	Peyton Manning, 2013 (659-5,477)
8.31	Norris Weese, 1978 (87-723)
8.07	Charley Johnson, 1974 (244-1,969)
8.00	Brian Griese, 2000 (336-2,688)
7.99	Peyton Manning, 2012 (583-4,659)
7.98	Tim Tebow, 2010 (82-654)
7.92	Peyton Manning, 2014 (597-4,727)
7.91	Steve Beuerlein, 2002 (117-925)

Game (min. 12 passes)

17.11	Morton, vs. San Diego, 9/27/81 (18-308)
16.45	Johnson, vs. Kansas City, 9/21/75 (20-329)
15.72	Morton, vs. Detroit, 10/11/81 (18-283)
14.00	Plummer, at Indianapolis, 12/21/03 (17-238)
13.67	Tensi, vs. Boston, 9/14/69 (15-205)

HIGHEST AVERAGE GAIN PER ATTEMPT BY A ROOKIE

Season (min. 50 passes)

7.98	Tim Tebow, 2010 (82-654)
7.57	Mickey Slaughter, 1963 (223-1,689)
7.31	Jay Cutler, 2006 (137-1,001)
7.09	Marlin Briscoe, 1968 (224-1,589)
6.54	Drew Lock, 2019 (156-1,020)
6.42	John Elway, 1983 (259-1,663)

HIGHEST AVERAGE GAIN PER COMPLETION

Career (min. 100 passes)

14.81	Steve Tensi, 1967-70 (348-5,153)
14.27	Tim Tebow, 2010-11 (167-2,383)
14.12	Steve Ramsey, 1971-76 (456-6,437)
14.00	Charley Johnson, 1972-75 (517-7,238)
13.48	John McCormick, 1963-68 (207-2,791)
13.20	Norris Weese, 1976-79 (143-1,887)
13.11	Craig Morton, 1977-82 (907-11,895)
13.01	Jacky Lee, 1964-65 (177-2,303)
13.01	Steve Beuerlein, 2002-03 (101-1,314)
12.72	George Herring, 1960-61 (102-1,297)

Season (min. 50 passes)

17.94	John Hufnagel, 1975 (16-287)
17.09	Marlin Briscoe, 1968 (93-1,589)
16.15	Steve Ramsey, 1972 (65-1,050)
15.98	George Shaw, 1962 (49-783)
15.95	Tim Tebow, 2010 (41-654)
15.73	Jacky Lee, 1965 (44-692)
15.71	Charley Johnson, 1975 (65-1,021)
15.19	Steve Tensi, 1969 (131-1,990)
15.09	Steve Ramsey, 1976 (128-1,931)
15.08	Mickey Slaughter, 1963 (112-1,689)

Game (min. 12 passes)

27.92	Briscoe, vs. Buffalo, 11/24/68 (12-335)
27.42	Johnson, vs. Kansas City, 9/21/75 (12-329)
25.23	McCormick, at Buffalo, 12/18/66 (13-328)
23.90	Breaux, vs. Buffalo, 11/3/63 (10-239)
23.73	Ramsey, vs. Houston, 9/17/73 (11-261)

HIGHEST PASSER RATING

Career (min. 100 passes)

101.7	Peyton Manning, 2012-15 (2,170 att.)
94.9	Teddy Bridgewater, 2021 (426 att.)
87.1	Jay Cutler, 2006-08 (1,220 att.)
86.5	Bubby Brister, 1997-99 (160 att.)
85.7	Kyle Orton, 2009-11 (1,194 att.)
85.5	Gus Frerotte, 2000-01 (280 att.)
85.1	Joe Flacco, 2019 (262 att.)
84.4	Russell Wilson, 2022 (483 att.)
84.3	Jake Plummer, 2003-06 (1,596 att.)
84.1	Brian Griese, 1998-2002 (1,678 att.)

Season (min. 50 passes)

115.1	Peyton Manning, 2013 (659 att.)
105.8	Peyton Manning, 2012 (583 att.)
102.9	Brian Griese, 2000 (336 att.)
101.5	Peyton Manning, 2014 (597 att.)
99.0	Bubby Brister, 1998 (131 att.)
94.9	Teddy Bridgewater, 2021 (426 att.)
93.0	John Elway, 1998 (356 att.)
92.8	John Elway, 1993 (551 att.)
91.2	Jake Plummer, 2003 (302 att.)
90.5	Craig Morton, 1981 (376 att.)

HIGHEST PASSER RATING BY A ROOKIE

Season (min. 50 passes)

89.7	Drew Lock, 2019
88.5	Jay Cutler, 2006
82.1	Tim Tebow, 2010
79.2	Paxton Lynch, 2016
73.5	Ken Karcher, 1987
71.4	Don Breaux, 1963

MOST CONSECUTIVE GAMES WITH A TOUCHDOWN PASS

44	Manning, 2012-14
23	Griese, 2001-02 (15 games in 2001; did not play in one game, first eight of 2002)
17	Orton, 2009-10 (last 6 games of 20, first 11 of 2010)
15	Elway, 1995-96 (last 12 games of 1995, first three of 1996)
13	Elway, 1985-86 (last 7 games of 1985, first 6 of 1986)
12	Elway, 1992-93 (last game of 1992, first 11 games of 1993)
11	Cutler, 2007-08 (last game of 2007, first 10 games of 2008)
10	Elway, 1996 (5th through 15th; did not play in one game)
	Johnson, 1973-74 (last 8 games of 1973, first 2 games of 1974)
9	Six times (last: Cutler, 2006-07 (last 5 games of 2006, first 4 games of 2007))

MOST CONSECUTIVE COMPLETIONS

20	Millen, last 7 at L.A. Raiders, 12/11/94 and first 13 at S.F., 12/17/94
18	DeBerg, at L.A. Rams (17), 12/12/82 and vs. Kansas City (1), 12/19/82
17	Griese, at Arizona, 9/23/01
16	Plummer, vs. Detroit, 9/28/03 and Morton, vs. Kansas City, 12/10/78
15	Manning, vs. Oakland, 9/23/13
14	Elway, vs. Seattle (5), 11/2/97 and vs. Carolina (9), 11/9/97
13	Manning, at San Diego, 10/15/12 and Manning, at Carolina, 11/11/12
12	Manning, at Oakland, 12/29/13
	Griese, at San Diego, 10/8/00
	Bridgewater, at N.Y. Giants, 9/12/21

MOST CONSECUTIVE PASSES WITHOUT AN INTERCEPTION

229	Plummer, 2005 (2nd game through 11th)
226	Manning, 2012-13 (15th game in 2012 through 5th game in 2013)
200	Keenum, 2018 (8th game through 14th)
190	Elway, 1997 (8th game through 14th)
176	Manning, 2012 (2nd game through 6th)
136	Elway, 1990-91 (15th game in 1990 through 4th game in 1991)

LONGEST SCORING PASS

97	George Shaw to Jerry Tarr, at Boston, 9/21/62
96	Frank Tripucka to Al Frazier, at Buffalo, 9/15/62
95	Craig Morton to Steve Watson, vs. Detroit, 10/11/81
93	Jay Cutler to Eddie Royal, at Cleveland, 11/6/08
	Craig Morton to Steve Watson, vs. San Diego, 9/27/81
92	Drew Lock to Jerry Jeudy, vs. Las Vegas, 1/3/21
90	Charley Johnson to Rick Upchurch, vs. Kansas City, 9/21/75
	John McCormick to Bob Scarpiotto, vs. Houston, 10/17/65
87	Kyle Orton to Brandon Stokley, at Cincinnati, 9/13/09
	Frank Tripucka to Al Frazier, vs. San Diego, 11/12/61

INDIVIDUAL RECORDS — PASSING / RECEIVING

LONGEST NON-SCORING PASS

88	Brian Griese to Byron Chamberlain, vs. Green Bay, 10/17/99
86	John Elway to Vance Johnson, vs. L.A. Raiders, 9/26/88
	Craig Morton to Steve Watson, vs. Kansas City, 12/6/81
78	John Elway to Rod Smith, vs. Kansas City, 8/31/97
77	Peyton Manning to Demaryius Thomas at Kansas City, 12/1/13

LONGEST COMPLETION BY A ROOKIE

81	Arthur Marshall (WR) to Cedric Tillman, vs. Dallas, 12/6/92 (TD)
78	Gary Kubiak to Steve Watson, vs. Seattle, 11/20/83 (TD)
74	Mickey Slaughter to Bill Groman, at Buffalo, 11/9/63
71	Jay Cutler to Brandon Marshall, vs. Seattle, 12/3/06 (TD)
54	Jay Cutler to Javon Walker, at Arizona, 12/17/06 (TD)

RECEIVING

MOST RECEPTIONS

Career

849	Rod Smith, 1995-2007
675	Shannon Sharpe, 1990-99, '02-03
665	Demaryius Thomas, 2010-18
543	Lionel Taylor, 1960-66
462	Ed McCaffrey, 1995-2003
415	Vance Johnson, 1985-93, '95
404	Emmanuel Sanders, 2014-19
396	Riley Odoms, 1972-83
353	Steve Watson, 1979-87
327	Brandon Marshall, 2006-09

Season

113	Rod Smith, 2001
111	Demaryius Thomas, 2014
105	Demaryius Thomas, 2015
104	Brandon Marshall, 2008
102	Brandon Marshall, 2007
101	Emmanuel Sanders, 2014
	Brandon Marshall, 2009
	Ed McCaffrey, 2000
100	Rod Smith, 2000
	Lionel Taylor, 1961

Game

*21	Marshall, at Indianapolis, 12/13/09
18	Marshall, vs. San Diego, 9/14/08
14	Gaffney, vs. Kansas City, 1/3/10
	R. Smith, at Arizona, 9/23/01
13	R. Smith, vs. New England, 10/1/00
	Sharpe, vs. San Diego, 10/6/96
	B. Anderson, vs. Chicago, 9/30/73
	Taylor, vs. Oakland, 11/29/64
12	Gaffney, vs. Indianapolis, 9/26/10
	Sharpe, at Kansas City, 10/20/02 (OT)
	Taylor, at Boston, 9/21/62

* - NFL Record

MOST RECEPTIONS BY A ROOKIE

Season

91	Eddie Royal, 2008
52	Jerry Jeudy, 2020
51	Vance Johnson, 1985
49	Terrell Davis, 1995
43	Javonte Williams, 2021

Game

11	Royal, at San Diego, 12/28/08
9	Royal, at New England, 10/20/08
	Royal, at Kansas City, 9/28/08
	Royal, at Oakland, 9/8/08
8	Four times (last: Freeman, vs. LAC, 12/30/18)

MOST RECEIVING YARDS

Career

11,389	Rod Smith, 1995-2007
9,055	Demaryius Thomas, 2010-18
8,439	Shannon Sharpe, 1990-99, '02-03
6,872	Lionel Taylor, 1960-66
6,200	Ed McCaffrey, 1995-2003
6,112	Steve Watson, 1979-87
5,755	Riley Odoms, 1972-83
5,695	Vance Johnson, 1985-93, '95
5,450	Haven Moses, 1972-81
5,361	Emmanuel Sanders, 2014-19

Season

1,619	Demaryius Thomas, 2014
1,602	Rod Smith, 2000
1,448	Brandon Lloyd, 2010
1,434	Demaryius Thomas, 2012
1,430	Demaryius Thomas, 2013
1,404	Emmanuel Sanders, 2014
1,343	Rod Smith, 2001
1,325	Brandon Marshall, 2007
1,317	Ed McCaffrey, 2000
1,304	Demaryius Thomas, 2015

Game

226	D. Thomas, vs. Arizona, 10/5/14
214	Sharpe, at Kansas City, 10/20/02 (OT)
213	Gaffney, vs. Kansas City, 1/3/10
208	R. Smith, vs. Atlanta, 10/31/04
200	Marshall, at Indianapolis, 12/13/09
199	Taylor, vs. Buffalo, 11/27/60
187	R. Smith, vs. San Diego, 11/19/00
183	Watson, at L.A. Rams, 12/12/82
182	Watson, vs. Detroit, 10/11/81
181	Sanders at Pittsburgh, 12/20/15

MOST RECEIVING YARDS BY A ROOKIE

Season

980	Eddie Royal, 2008
856	Jerry Jeudy, 2020
738	Mark Jackson, 1986
721	Vance Johnson, 1985
704	Courtland Sutton, 2018

Game

164	Royal, at Cleveland, 11/6/08
153	Upchurch, vs. Kansas City, 9/21/75
152	Tarr, at Boston, 9/21/62
146	Royal, at Oakland, 9/8/08
140	Jeudy, vs. Las Vegas, 1/3/21

MOST TOUCHDOWN RECEPTIONS

Career

68	Rod Smith, 1995-2007
60	Demaryius Thomas, 2010-18
55	Shannon Sharpe, 1990-99, '02-03
46	Ed McCaffrey, 1995-2003
44	Haven Moses, 1972-81
	Lionel Taylor, 1960-66
41	Riley Odoms, 1972-81
37	Vance Johnson, 1985-93, '95
36	Steve Watson, 1979-87
33	Eric Decker, 2010-13

Season

14	Demaryius Thomas, 2013
	Anthony Miller, 1995
13	Eric Decker, 2012
	Steve Watson, 1981
12	Julius Thomas, 2014
	Julius Thomas, 2013
	Rod Smith, 1997
	Lionel Taylor, 1960
11	Demaryius Thomas, 2014
	Eric Decker, 2013
	Brandon Lloyd, 2010
	Rod Smith, 2001
	Al Denson, 1967

INDIVIDUAL RECORDS — RECEIVING / PUNTING

Game	
4	Decker, at Kansas City, 12/1/13
3	16 times (last: Jeudy, vs. Kansas City, 12/11/22)

MOST TOUCHDOWN RECEPTIONS BY A ROOKIE

Season	
5	Eddie Royal, 2008
4	Courtland Sutton, 2018
	Tony Scheffler, 2006
	Rick Massie, 1987
3	Javonte Williams, 2021
	KJ Hamler, 2020
	Jerry Jeudy, 2020
	Noah Fant, 2019
	Glyn Milburn, 1993
	Melvin Bratton, 1989
	Vance Johnson, 1985
	Clarence Kay, 1984
	Clint Sampson, 1983
	Billy Van Heusen, 1968

Game	
2	Hamler, at Carolina, 12/13/20
	Scheffler, at San Diego, 12/10/06
	Sampson, vs. Cleveland, 12/4/83
1	Many (last: Badie, vs. L.A. Chargers, 1/8/23)

HIGHEST AVERAGE GAIN PER RECEPTION

Career (min. 50 receptions)	
20.5	Bill Van Heusen, 1968-76 (82-1,684)
18.0	Haven Moses, 1972-81 (302-5,450)
17.9	Ashley Lelie, 2002-05 (168-3,007)
17.8	Brandon Lloyd, 2009-11 (104-1,848)
17.4	Al Frazier, 1961-63 (58-1,010)
17.3	Steve Watson, 1979-1987 (353-6,112)
17.2	Mark Jackson, 1986-92 (276-4,746)
16.8	Bob Scarpitto, 1962-67 (145-2,439)
16.8	Mike Haffner, 1968-70 (59-991)
16.8	Jack Dolbin, 1975-79 (94-1,576)

Season (min. 20 receptions)	
22.0	Bob Scarpitto, 1963 (21-463)
20.7	Steve Watson, 1981 (60-1,244)
20.3	Ricky Nattiel, 1987 (31-630)
20.1	Al Denson, 1966 (36-725)
20.1	Haven Moses, 1978 (37-744)
20.1	Ashley Lelie, 2004 (54-1,084)
20.0	Haven Moses, 1977 (27-539)
19.9	Haven Moses, 1976 (25-498)
19.5	Al Denson, 1967 (46-899)
19.4	Mark Jackson, 1986 (38-738)

Game (min. 4 receptions)	
41.3	Little, vs. Buffalo, 11/24/68 (4-165)
38.0	Tarr, at Boston, 9/21/62 (4-152)
36.4	Watson, vs. Detroit, 10/11/81 (5-182)
36.0	D. Thomas, at Minnesota, 12/4/11 (4-144)
33.5	Scarpitto, vs. Houston, 10/13/63 (4-134)

HIGHEST AVERAGE GAIN PER RECEPTION BY A ROOKIE

Season (min. 20 receptions)	
20.3	Ricky Nattiel, 1987 (31-630)
19.4	Mark Jackson, 1986 (38-738)
19.1	Jack Dolbin, 1975 (22-421)
19.0	Arthur Marshall, 1992 (26-493)
16.8	Courtland Sutton, 2018 (42-704)

Game (min. 4 receptions)	
38.0	Tarr, at Boston, 9/21/62 (4-152)
30.5	Haffner, vs. Kansas City, 12/14/68 (4-122)
29.5	Nattiel, at San Diego, 11/29/87 (4-118)
28.3	Fant, at Houston, 12/8/19 (4-113)
28.0	Jeudy, vs. Las Vegas, 1/3/21 (5-140)

MOST CONSECUTIVE GAMES WITH A TOUCHDOWN CATCH

7	Riley Odums, 1973
6	Wes Welker, 2013
	Anthony Miller, 1995
	Vance Johnson, 1987
	Al Denson, 1969
	Lionel Taylor, 1960-61 (last 4 games of 1960, first 2 of '61)
5	Julius Thomas, 2014
	Eric Decker, 2012
	Steve Watson, 1981
4	Five times (last: Brandon Lloyd, 2010)

MOST CONSECUTIVE GAMES WITH A RECEPTION

124	Rod Smith, 1999-2006
109	Demaryius Thomas, 2011-18
68	Ed McCaffrey, 1997-2003
62	Lionel Taylor, 1960-64
61	Courtland Sutton, 2018-2022
60	Shannon Sharpe, 1995-99
53	Brandon Marshall, 2006-09
49	Steve Watson, 1983-86
47	Mark Jackson, 1989-92
	Noah Fant, 2018-21
41	Anthony Miller, 1994-96
	Riley Odums, 1976-79

LONGEST RECEPTION BY A ROOKIE

97	Jerry Tarr (from George Shaw), at Boston, 9/21/62 (TD)
93	Eddie Royal (from Jay Cutler), at Cleveland, 11/6/08 (TD)
92	Jerry Jeudy (from Drew Lock), vs. Las Vegas, 1/3/21 (TD)
90	Rick Upchurch (from Charley Johnson), vs. Kansas City, 9/21/75 (TD)
82	Al Denson (from Jacky Lee), at Kansas City, 11/1/64 (TD)

PUNTING

MOST PUNTS

Career	
641	Tom Rouen, 1993-2002
574	Bill Van Heusen, 1968-76
472	Britton Colquitt, 2010-15
377	Luke Prestridge, 1979-83
374	Mike Horan, 1986-92
249	Bob Scarpitto, 1962-67
218	Chris Norman, 1984-86
209	Jim Fraser, 1962-64
186	Bucky Dilts, 1977-78
162	Riley Dixon, 2016-17

Season	
105	Bob Scarpitto, 1967
101	Britton Colquitt, 2011
96	Corliss Waitman, 2022
	Chris Norman, 1984
	Bucky Dilts, 1978
92	Chris Norman, 1985
90	Bucky Dilts, 1977
89	Riley Dixon, 2016
	Luke Prestridge, 1979
88	Bill Van Heusen, 1968

Game	
12	Prestridge, at Buffalo, 10/25/81
	Van Heusen, vs. Cincinnati, 10/6/68
	Scarpitto, at Oakland, 9/10/67
11	Dixon, at Jacksonville, 12/4/16
	Rodriguez, vs. Seattle, 11/30/92 (OT)
	Norman, vs. Seattle, 10/20/85 (OT)
	Scarpitto, vs. Oakland, 11/5/67
	Scarpitto, at N.Y. Jets, 12/3/67
10	11 times (last: Waitman, vs. S.F., 9/25/22)

INDIVIDUAL RECORDS — PUNTING / PUNT RETURNS

HIGHEST GROSS AVERAGE PER PUNT

Career (min. 100 punts)	
46.4	Sam Martin, 2020-2021 (132-6,123)
45.7	Riley Dixon, 2016-17 (162-7,399)
45.2	Britton Colquitt, 2010-15 (472-21,327)
45.0	Todd Sauerbrun, 2005, '07 (119-5,357)
44.5	Colby Wadman, 2018-19 (143-6,369)
44.3	Bob Scarpitto, 1962-67 (249-11,026)
44.1	Jim Fraser, 1962-64 (209-9,221)
43.9	Tom Rouen, 1993-2002 (641-28,146)
42.5	Mike Horan, 1986-92 (374-15,911)
41.8	Luke Prestridge, 1979-83 (377-15,754)

Season (min. 50 punts)

47.4	Britton Colquitt, 2011 (101-4,783)
46.9	Tom Rouen, 1998 (66-3,097)
46.8	Sam Martin, 2020 (65-3,040)
46.6	Corliss Waitman, 2022 (96-4,470)
46.5	Tom Rouen, 1999 (84-3,908)
46.3	Britton Colquitt, 2012 (67-3,105)
46.1	Jim Fraser, 1963 (78-3,595)
46.0	Sam Martin, 2021 (67-3,083)
45.7	Riley Dixon, 2016 (89-4,068)
45.6	Riley Dixon, 2017 (73-3,331)

Game (min. 4 punts)

57.2	Horan, vs. L.A. Raiders, 9/26/88 (5-286) (OT)
56.6	Norman, vs. Seattle, 11/25/84 (5-283)
56.2	Colquitt, at Arizona, 12/12/10 (5-281)
55.8	Colquitt, vs. Cincinnati, 9/18/11 (6-335)
55.8	Horan, vs. San Diego, 12/16/90 (5-279)
55.0	Horan, at New England, 10/27/91 (5-275)
54.4	Rouen, at Oakland, 9/20/98 (5-272)
54.3	Rouen, at Arizona, 9/23/01 (4-217)
54.3	Rouen, vs. Minnesota, 10/31/99 (4-217)
54.2	Martin, vs. L.A. Chargers, 11/1/20 (6-325)
54.2	Rouen, at Oakland, 10/10/99 (5-271)

HIGHEST NET AVERAGE PER PUNT (SINCE 1976)

Career (min. 100 punts)

42.1	Sam Martin, 2020-21 (132-5,603)
40.8	Riley Dixon, 2016-17 (162-6,690)
39.1	Britton Colquitt, 2010-15 (472-18,517)
38.7	Colby Wadman, 2018-19 (143-5,534)
37.2	Todd Sauerbrun, 2005, '07 (119-4,538)
36.5	Mike Horan, 1986-92 (379-13,851)
36.2	Tom Rouen, 1993-2002 (641-23,457)
34.7	Luke Prestridge, 1979-83 (377-13,092)
34.3	Chris Norman, 1984-86 (218-7,588)
33.3	Micah Knorr, 2022-04 (146-4,959)

Season (min. 50 punts)

42.8	Sam Martin, 2021 (67-2,869)
42.1	Britton Colquitt, 2012 (67-2,822)
41.5	Corliss Waitman, 2022 (96-3,988)
41.4	Sam Martin, 2020 (65-2,734)
41.3	Riley Dixon, 2016 (89-3,677)
40.2	Britton Colquitt, 2011 (101-4,058)
40.2	Riley Dixon, 2017 (73-3,013)
39.7	Britton Colquitt, 2015 (84-3,336)
39.4	Colby Wadman, 2019 (78-3,070)
38.9	Mike Horan, 1990 (58-2,296)

Game (min. 4 punts)

52.8	Horan, vs. L.A. Raiders, 9/26/88 (5-264) (OT)
52.3	Rouen, vs. San Diego, 11/11/01 (6-314)
52.3	DiIts, at Houston, 12/4/77 (4-209)
51.2	Horan, vs. San Diego, 12/16/90 (5-256)
51.0	Colquitt, vs. Cincinnati, 9/18/11 (6-306)
50.8	Martin, vs. Philadelphia, 11/14/21 (4-203)
50.6	Colquitt, at Atlanta, 9/17/12 (5-253)
49.8	Wadman, vs. Oakland, 12/29/19 (5-254)
48.8	Colquitt, at Minnesota, 12/4/11 (6-293)
48.3	Prestridge, vs. San Francisco, 9/19/82 (6-290)
48.0	Colquitt, vs. Arizona, 10/5/14 (4-192)

LONGEST PUNT

83	Chris Norman, vs. Kansas City, 9/23/84
78	Bill Van Heusen, vs. Dallas, 12/2/73
76	Tom Rouen, at Oakland, 9/20/98
75	Jim Fraser, vs. Boston, 11/11/62
75	Jim Fraser, at Oakland, 10/14/62
73	Bucky DiIts, vs. N.Y. Jets, 11/5/78
72	Bill Van Heusen, vs. Oakland, 10/22/73
	Bob Scarpitto, vs. San Diego, 10/22/67
	Bob Scarpitto, vs. Boston, 9/3/67

PUNT RETURNS

MOST PUNT RETURNS

Career

248	Rick Upchurch, 1975-83
157	Bill Thompson, 1969-81
128	Deltha O'Neal, 2000-03
112	Glyn Milburn, 1993-95
101	Gerald Willhite, 1982-88
81	Eddie Royal, 2008-11
	Vance Johnson, 1985-91
	Floyd Little, 1967-75
74	Darrien Gordon, 1997-98
68	Diontae Spencer, 2019-21

Season

51	Rick Upchurch, 1977
44	Chris Watson, 1999
42	Gerald Willhite, 1986
41	Glyn Milburn, 1994
	Wade Manning, 1981
40	Darrien Gordon, 1997
	Glyn Milburn, 1993
39	Rick Upchurch, 1976
37	Rick Upchurch, 1980
36	Rick Upchurch, 1978

Game

8	Holliday, at Carolina, 11/11/12
	Cosby, vs. Chicago, 12/11/11
	Upchurch, vs. Baltimore, 10/22/78
7	R. Smith, vs. Kansas City, 10/27/96
	Nattiel, vs. L.A. Raiders, 9/26/88 (OT)
	Willhite, vs. New England, 9/28/86
	Upchurch, vs. San Diego, 11/30/75 (OT)
	Thompson, at Kansas City, 10/6/74
6	16 times (last: Burse, vs. Arizona, 10/5/14)

MOST YARDS ON PUNT RETURNS

Career

3,008	Rick Upchurch, 1975-83
1,814	Bill Thompson, 1969-81
1,325	Deltha O'Neal, 2000-03
1,158	Glyn Milburn, 1993-95
1,012	Gerald Willhite, 1982-88
967	Eddie Royal, 2008-11
922	Darrien Gordon, 1997-98
893	Floyd Little, 1967-75
689	Vance Johnson, 1985-91
667	Diontae Spencer, 2019-21

Season

653	Rick Upchurch, 1977
543	Darrien Gordon, 1997
536	Rick Upchurch, 1976
493	Rick Upchurch, 1978
468	Gerald Willhite, 1986
425	Glyn Milburn, 1993
405	Deltha O'Neal, 2001
379	Darrien Gordon, 1998
	Glyn Milburn, 1994
378	Wade Manning, 1981

INDIVIDUAL RECORDS — PUNT RETURNS / KICK RETURNS

Game

168	Gordon, vs. Carolina, 11/9/97
167	Upchurch, vs. Pittsburgh, 11/6/77
144	Clark, vs. San Diego, 12/27/87
128	Decker, vs. Oakland, 9/12/11
125	Holliday, at Carolina, 11/11/12
	Upchurch, vs. Cleveland, 9/26/76
121	Holliday, at N.Y. Giants, 9/15/13
112	Swanson, at Kansas City, 10/18/87
110	Watson, vs. Seattle, 12/19/99 (OT)
109	Gordon, vs. St. Louis, 9/14/97

HIGHEST AVERAGE PER PUNT RETURN

Career (min. 20 punt returns)

12.46	Darrien Gordon, 1997-98 (74-922)
12.21	Rod Smith, 1995-2007 (53-647)
12.13	Rick Upchurch, 1975-83 (248-3,008)
11.95	Charlie Mitchell, 1963-67 (21-251)
11.94	Eddie Royal, 2008-11 (81-967)
11.89	Gene Mingo, 1960-64 (18-214)
11.73	Al Frazier, 1963-67 (26-305)
11.55	Bill Thompson, 1969-81 (157-1,814)
11.54	Todd Kinchen, 1996 (26-300)
11.02	Floyd Little, 1967-75 (81-893)

Season (min. 10 punt returns)

16.88	Floyd Little, 1967 (16-270)
16.17	Eddie Royal, 2011 (12-194)
16.13	Rick Upchurch, 1982 (15-242)
15.81	Diontae Spencer, 2020 (16-253)
13.74	Rick Upchurch, 1976 (39-536)
13.69	Rick Upchurch, 1978 (36-493)
13.58	Darrien Gordon, 1997 (40-543)
13.46	Bill Thompson, 1974 (26-350)
13.06	Deltha O'Neal, 2001 (31-405)
12.94	Kevin Clark, 1987 (18-233)

MOST PUNTS RETURNED FOR TOUCHDOWN

Career

8	Rick Upchurch, 1975-83
3	Darrien Gordon, 1997-98
2	Trindon Holliday, 2012-13
	Eddie Royal, 2008-11
	Deltha O'Neal, 2000-03
	Floyd Little, 1967-75

Season

4	Rick Upchurch, 1976
3	Darrien Gordon, 1997
2	Rick Upchurch, 1982

Game

2	Gordon, vs. Carolina, 11/9/97 (75 and 82)
	Upchurch, vs. Cleveland, 9/26/76 (36 and 73)

LONGEST SCORING PUNT RETURN

94	Darrien Gordon, vs. St. Louis, 9/14/97
92	Rick Upchurch, vs. San Diego, 10/3/76
90	Eric Decker, vs. Oakland, 9/12/11
87	Rick Upchurch, vs. Pittsburgh, 11/6/77
86	Deltha O'Neal, at Seattle, 10/14/01
85	Eddie Royal, at San Diego, 11/6/11
83	Diontae Spencer, at Carolina, 12/13/20
	Omar Bolden, at Indianapolis, 11/8/15
82	Darrien Gordon, vs. Carolina, 11/9/97
81	Trindon Holliday, at N.Y. Giants, 9/15/13
	Steve Watson, vs. Seattle, 12/19/99

LONGEST NON-SCORING PUNT RETURN

64	Deltha O'Neal, at San Diego, 10/8/00
60	Bill Thompson, at Baltimore, 11/10/74
59	Bill Thompson, vs. New England, 12/17/72
54	Glyn Milburn, vs. Tampa Bay, 12/26/93
	Charlie Mitchell, at Buffalo, 9/20/64
53	Deltha O'Neal, vs. Indianapolis, 11/24/02
	Rick Upchurch, at Seattle, 10/29/78
	Rick Upchurch, at Kansas City, 9/24/78
	Bill Thompson, at N.Y. Jets, 10/28/73
52	Darrent Williams, at Oakland, 11/13/05
	Floyd Little, vs. N.Y. Jets, 9/21/69

ALL PUNT RETURNS FOR TDs (34)

12/13/20	Diontae Spencer, at Carolina (83 yards)
11/8/15	Omar Bolden, at Indianapolis (83 yards)
9/15/13	Trindon Holliday, at N.Y. Giants (81 yards)
11/11/12	Trindon Holliday, at Carolina (76 yards)
11/06/11	Eddie Royal, at Oakland (85 yards)
9/12/11	Eric Decker, vs. Oakland (90 yards)
10/19/09	Eddie Royal, at San Diego (71 yards)
11/19/07	Glenn Martinez, vs. Tennessee (80)
11/16/03	Rod Smith, vs. San Diego (65)
11/3/03	Deltha O'Neal, vs. New England (57)
10/14/01	Deltha O'Neal, at Seattle (86)
12/19/99	Chris Watson, vs. Seattle (81)
11/9/97	Darrien Gordon, vs. Carolina (75)
11/9/97	Darrien Gordon, vs. Carolina (82)
9/14/97	Darrien Gordon, vs. St. Louis (94)
12/27/87	Kevin Clark, vs. San Diego (71)
11/16/86	Gerald Willhite, vs. Kansas City (70)
10/12/86	Mike Harden, at San Diego (41)
9/25/83	Zach Thomas, vs. L.A. Raiders (70)
12/19/82	Rick Upchurch, vs. Kansas City (78)
9/19/82	Rick Upchurch, vs. San Francisco (67)
9/17/78	Rick Upchurch, vs. San Diego (75)
11/6/77	Rick Upchurch, vs. Pittsburgh (87)
10/24/76	Rick Upchurch, at Kansas City (55)
10/3/76	Rick Upchurch, vs. San Diego (92)
9/26/76	Rick Upchurch, vs. Cleveland (36)
9/26/76	Rick Upchurch, vs. Cleveland (73)
12/10/72	Charlie Greer, vs. San Diego (65)
11/17/68	Floyd Little, at Houston (67)
12/3/67	Floyd Little, at N.Y. Jets (72)
11/14/65	Abner Haynes, at Houston (55)
11/15/64	Odell Barry, vs. N.Y. Jets (52)
12/3/61	Al Frazier, vs. Boston (55)
9/9/60	Gene Mingo, at Boston (76)

KICKOFF RETURNS

MOST KICKOFF RETURNS

Career

134	Vaughn Hebron, 1996-98
104	Ken Bell, 1986-89
	Floyd Little, 1967-75
96	Glyn Milburn, 1993-95
95	Rick Upchurch, 1975-83
89	Chris Cole, 2000-03
73	Odell Barry, 1964-65
61	Alton Montgomery, 1990-92
	Gene Lang, 1984-87
58	Charlie Mitchell, 1963-67

Season

48	Chris Cole, 2001
	Chris Watson, 1999
47	Glyn Milburn, 1995
	Odell Barry, 1964
46	Deltha O'Neal, 2000
	Vaughn Hebron, 1998
45	Vaughn Hebron, 1996
43	Vaughn Hebron, 1997
40	Larry Brunson, 1980
	Rick Upchurch, 1975

Game

8	C. Jackson, at San Diego, 12/28/08
	Luke, at Kansas City, 12/19/04
	Kasper, at Kansas City, 10/20/02 (OT)
7	Nine times (last: Willis, at Buffalo, 12/24/11)

MOST YARDS ON KICKOFF RETURNS

Career

3,324	Vaughn Hebron, 1996-98
2,523	Floyd Little, 1967-75
2,355	Rick Upchurch, 1975-83
2,250	Glyn Milburn, 1993-95
2,218	Ken Bell, 1986-89
2,105	Chris Cole, 2000-03
1,856	Odell Barry, 1964-65
1,394	Charlie Mitchell, 1963-67
1,375	Eddie Royal, 2008-11
1,323	Gene Lang, 1984-87

INDIVIDUAL RECORDS — KICK RETURNS / INTERCEPTIONS

Season	
1,269	Glyn Milburn, 1995
1,245	Odell Barry, 1964
1,216	Vaughn Hebronn, 1998
1,138	Chris Watson, 1999
1,127	Chris Cole, 2001
1,102	Deltha O'Neal, 2000
1,099	Vaughn Hebronn, 1996
1,084	Rick Upchurch, 1975
1,009	Vaughn Hebronn, 1997
954	Charlie Mitchell, 1963

Game	
211	Decker, at Arizona, 12/12/10
201	Montgomery, at San Diego, 9/24/72
197	Upchurch, vs. Cleveland, 10/19/75
185	Little, at Miami, 9/17/67
182	Cole, at San Diego, 10/21/01
179	Kasper, at Kansas City, 10/20/02 (OT)
178	Milburn, at Houston, 11/26/95
177	Milburn, vs. San Diego, 11/19/95
165	Kasper, vs. Baltimore, 9/30/01
164	Royal, vs. Miami, 11/2/08

HIGHEST AVERAGE PER KICKOFF RETURN

Career (min. 40 kickoff returns)	
26.28	Abner Haynes, 1965-66 (43-1,130)
25.42	Odell Barry, 1964-65 (73-1,856)
25.13	Bill Thompson, 1969-81 (46-1,156)
25.07	Reuben Droughns, 2002-04 (46-1,153)
24.81	Vaughn Hebronn, 1996-98 (134-3,324)
24.79	Rick Upchurch, 1975-83 (95-2,355)
24.70	Omar Bolden, 2012-15 (44-1,085)
24.48	Al Frazier, 1961-63 (44-1,077)
24.26	Floyd Little, 1967-75 (104-2,523)
24.12	Eddie Royal, 2008-11 (57-1,375)

Season (min. 15 kickoff returns)	
29.07	Diontae Spencer, 2019 (15-436)
28.50	Bill Thompson, 1969 (18-513)
28.47	Goldie Sellers, 1966 (19-541)
28.00	Al Frazier, 1961 (18-504)
27.75	Trindon Holliday, 2013 (28-775)
27.10	Rick Upchurch, 1975 (40-1,084)
27.00	Glyn Milburn, 1995 (47-1,269)
26.91	Floyd Little, 1967 (35-942)
26.88	Quan Cosby, 2011 (17-457)

MOST KICKOFFS RETURNED FOR TOUCHDOWN

Career	
2	Trindon Holliday, 2012-13
	Goldie Sellers, 1966-67
1	Eight Players (last: Cassius Vaughn, 2010-11)
Season	
2	Goldie Sellers, 1966
Game	
1	12 times (last: Holliday, vs. Philadelphia, 9/29/13)

LONGEST SCORING KICKOFF RETURN

105	Trindon Holliday, vs. Philadelphia, 9/29/13
	Trindon Holliday, at Cincinnati, 11/4/12
100	Nemiah Wilson, at Kansas City, 10/8/66
	Goldie Sellers, vs. Houston, 10/2/66
97	Cassius Vaughn, vs. San Diego, 1/2/11
95	Vaughn Hebronn, at Miami, 12/21/98
94	Randy Montgomery, at San Diego, 9/24/72
93	Eddie Royal, at San Diego, 10/19/09
90	Charlie Mitchell, at Houston, 9/14/63
	Al Frazier, vs. Boston, 12/3/61

LONGEST NON-SCORING KICKOFF RETURN

95	Eddie Royal, vs. Miami, 11/2/08
89	Floyd Little, vs. Oakland, 11/10/68
88	Randy Montgomery, at Oakland, 10/22/72
86	Glyn Milburn, vs. San Diego, 11/19/95
83	Adrian Madise, at Green Bay, 12/28/03
77	Lew Scott, vs. Kansas City, 10/23/66
76	Donnie Stone, at San Diego, 10/29/61
75	Kevin Clark, at Minnesota, 11/4/90
71	Steve Watson, vs. N.Y. Jets, 10/3/99
68	Darren Carrington, at Kansas City, 11/12/89
	Al Carmichael, at Buffalo, 9/18/60

ALL KICKOFF RETURNS FOR TDs (12)

9/29/13	Trindon Holliday, vs. Philadelphia (105)
11/4/12	Trindon Holliday, at Cincinnati (105)
1/2/11	Cassius Vaughn, vs. San Diego (97)
10/19/09	Eddie Royal, at San Diego (93)
10/1/00	Deltha O'Neal, vs. New England (87)
12/21/98	Vaughn Hebronn, at Miami (95)
9/24/72	Randy Montgomery, at San Diego (94)
10/8/66	Nemiah Wilson, at Kansas City (100)
10/2/66	Goldie Sellers, vs. Houston (100)
9/3/66	Goldie Sellers, at Houston (88)
9/14/63	Charlie Mitchell, at Houston (90)
12/3/61	Al Frazier, vs. Boston (90)

INTERCEPTIONS

MOST INTERCEPTIONS

Career	
44	Steve Foley, 1976-86
43	Goose Gonsoulin, 1960-66
40	Bill Thompson, 1969-81
34	Champ Bailey, 2004-13
	Tyrone Braxton, 1987-93, 1995-99
33	Mike Harden, 1980-88
30	Dennis Smith, 1981-94
27	Justin Simmons, 2016-22
26	Louis Wright, 1975-86
24	Steve Atwater, 1989-98

Season	
11	Goose Gonsoulin, 1960
10	Champ Bailey, 2006
9	Deltha O'Neal, 2001
	Tyrone Braxton, 1996
	Willie Brown, 1964
8	Champ Bailey, 2005
7	Five times (last: Tom Jackson, 1976)

Game	
4	O'Neal, vs. Kansas City, 10/7/01
	W. Brown, vs. N.Y. Jets, 11/15/64
	Gonsoulin, at Buffalo, 9/18/60
3	Smith, vs. L.A. Raiders, 12/8/85 (OT)
	Wilson, vs. Seattle, 11/20/83
	Foley, vs. San Diego, 9/27/81
	Rizzo, at Oakland, 10/16/77
	Martha, vs. Atlanta, 10/18/70
	Gonsoulin, vs. Kansas City, 10/11/64
2	74 times (last: Simmons vs. Arizona, 12/18/22)

MOST INTERCEPTIONS BY A ROOKIE

Season	
11	Goose Gonsoulin, 1960
7	Phil Nugent, 1961
4	Patrick Surtain II, 2021
	Calvin Jones, 1973
	Charlie Greer, 1968
	Jack Lentz, 1967

Game	
4	Gonsoulin, at Buffalo, 9/18/60
2	13 times (last: Surtain vs. L.A. Chargers, 11/28/21)

MOST YARDS ON INTERCEPTION RETURNS

Career	
784	Bill Thompson, 1969-81
643	Mike Harden, 1980-88
622	Steve Foley, 1976-86
614	Tyrone Braxton, 1987-93, '95-99
542	Goose Gonsoulin, 1960-66
457	Chris Harris Jr., 2011-18
431	Dennis Smith, 1981-94
408	Steve Atwater, 1989-98
403	Justin Simmons, 2016-22
374	Aqib Talib, 2014-17

Season	
179	Mike Harden, 1986
162	Champ Bailey, 2006
153	Nemiah Wilson, 1967
144	Chris Harris Jr., 2012
140	Willie Brown, 1964
139	Champ Bailey, 2005
136	Tom Jackson, 1976
133	Bob Zeman, 1962
128	Tyrone Braxton, 1996
	Bernard Jackson, 1978
	Louis Wright, 1977

INDIVIDUAL RECORDS — INTERCEPTIONS

Game	Player	Date
105	Crockett, at Oakland,	9/20/98
103	Talib, vs. Dallas,	9/17/17
98	C. Harris Jr., at Baltimore,	12/16/12
93	Gradishar, at Cleveland,	10/5/80
91	Brown, vs. N.Y. Jets,	11/15/64
80	Da. Williams, at Oakland,	11/13/05
79	Spencer, vs. Seattle,	12/10/00
76	Hayward, at New Orleans,	11/21/04
75	Rodgers-Cromartie, vs. Washington,	10/27/13

MOST YARDS ON INTERCEPTION RETURNS BY A ROOKIE

Season	Player	Year
118	Nemiah Wilson,	1965
108	Darrent Williams,	2005
105	Kevin Clark,	1987
98	Goose Gonsoulin,	1960
92	Bill Thompson,	1969

Game	Player	Date
80	Da. Williams, at Oakland,	11/13/05
70	Surtain II, vs. L.A. Chargers,	11/28/21
65	D. Smith, at Chicago,	12/20/81
62	Wilson, vs. San Diego,	1/17/65
62	Robbins, at Cleveland,	9/18/84
57	Thompson, vs. Houston,	11/16/69

HIGHEST INTERCEPTION RETURN AVERAGE

Career (min. 10 returns)	Player	Year
34.00	Aqib Talib,	2014-17 (11-374)
23.73	Wymon Henderson,	1989-92 (11-261)
22.85	Chris Harris Jr.,	2011-19 (20-457)
19.60	Bill Thompson,	1969-81 (40-784)
19.48	Mike Harden,	1980-88 (33-643)
18.06	Tyrone Braxton,	1987-93, '95-99 (34-614)
17.60	Jim McMillin,	1966-62, '64-65 (10-176)
17.56	Randy Robbins,	1984-91 (11-193)
17.00	Steve Atwater,	1989-98 (24-408)
	Tom Jackson,	1973-86 (20-340)

MOST CONSECUTIVE GAMES WITH INTERCEPTION

5	Champ Bailey,	2005 (gms. 9-13)
4	Tyrone Braxton,	1996 (gms. 12-15)
3	Many (last: Bailey,	gms. 14-16, 2006)

MOST INTERCEPTIONS RETURNED FOR TOUCHDOWN

Career	Player	Year
6	Aqib Talib,	2014-17
4	Chris Harris Jr.,	2011-18
	Tyrone Braxton,	1987-93, '95-99
	Mike Harden,	1980-88
3	Five players (last: Champ Bailey,	2004-13)

Season

2	Bradley Roby,	2016
	Aqib Talib,	2015
	Aqib Talib,	2014
	Chris Harris Jr.,	2012
	Champ Bailey,	2005
	Deltha O'Neal,	2002
	Jimmy Spencer,	2000
	Mike Harden,	1986
	John Rowser,	1976
	Nemiah Wilson,	1967

Game

1	93 times (last: Surtain vs. L.A. Chargers,	11/28/21)
---	--	-----------

LONGEST SCORING INTERCEPTION RETURN

103	Aqib Talib, vs. Dallas,	9/17/17
98	Chris Harris Jr., at Baltimore,	12/16/12
93	Randy Gradishar, at Cleveland,	10/5/80
80	Darrent Williams, at Oakland,	11/13/05
79	Ray Crockett, at Oakland,	9/20/98
79	Jimmy Spencer, vs. Seattle,	12/10/00
75	Dominique Rodgers-Cromartie, vs. Washington,	10/27/13
74	Chris Harris Jr., at Oakland,	10/11/15
73	Tom Jackson, vs. Baltimore,	11/27/77

LONGEST NON-SCORING INTERCEPTION RETURN

76	Beggie Hayward, at New Orleans,	11/21/04
72	Tyrone Braxton, vs. Oakland,	11/22/98
70	Leroy Moore, at Boston,	11/20/64
68	Steve Atwater, vs. San Diego,	9/12/93
65	Dennis Smith, at Chicago,	12/20/81
	S. Foley (23), lateral to R. Gradishar (10), lateral to L. Wright (32), vs. N.Y. Giants,	11/21/76
	Vaughn Alliston, at Buffalo,	9/18/60
63	Karl Mecklenburg, at Detroit,	10/7/84
59	Louis Wright, vs. Baltimore,	11/27/77
56	Louis Wright, vs. Dallas,	10/5/86

ALL INTERCEPTION RETURNS FOR TDs (93)

11/28/21	Patrick Surtain vs. L.A. Chargers (70)
10/18/18	Chris Harris Jr., at Arizona (53)
10/18/18	Todd Davis, at Arizona (20)
12/3/17	Justin Simmons at Miami (65)

9/17/17	Aqib Talib vs. Dallas (103)
12/4/16	Bradley Roby at Jacksonville (51)
10/30/16	Bradley Roby vs. San Diego (51)
9/18/16	Aqib Talib vs. Indianapolis (46)
12/6/15	Danny Trevathan at Chicago (25)
10/18/15	Aqib Talib at Cleveland (63)
10/11/15	Chris Harris Jr. at Oakland (74)
9/13/15	Aqib Talib vs. Baltimore (51)
12/22/14	Aqib Talib, at Cincinnati (33)
10/12/14	Aqib Talib, at N.Y. Jets (22)
10/27/13	Dominique Rodgers-Cromartie, vs. Washington (75)
12/16/12	Chris Harris Jr., at Baltimore (98)
12/2/12	Von Miller, vs. Tampa Bay (26)
11/11/12	Tony Carter, at Carolina (40)
10/15/12	Chris Harris Jr., at San Diego (46)
9/9/12	Tracy Porter, vs. Pittsburgh (43)
11/17/11	Andre' Goodman, vs. N.Y. Jets (26)
12/4/11	Mario Haagan, at Minnesota (16)
10/9/11	Cassius Vaughn, vs. San Diego (55)
12/31/06	Champ Bailey, vs. San Francisco (80)
11/19/06	Darrent Williams, vs. San Diego (31)
11/24/05	Champ Bailey, at Dallas (65)
11/13/05	Darrent Williams, at Oakland (80)
9/18/05	Champ Bailey, vs. San Diego (25)
11/28/04	Ellis Johnson, vs. Oakland (32)
11/21/04	Al Wilson, at New Orleans (7)
9/7/03	Ian Gold, at Cincinnati (12)
11/17/02	Deltha O'Neal, at Seattle (22)
10/6/02	Deltha O'Neal, vs. San Diego (28)
10/28/01	Denard Walker, vs. New England (39)
12/10/00	Jimmy Spencer, vs. Seattle (79)
11/19/00	Jimmy Spencer, at Seattle (21)
10/15/00	Billy Jenkins, vs. Cleveland (36)
9/24/00	Ray Crockett, vs. Kansas City (26)
9/4/00	Terrill Buckley, at St. Louis (32)
11/7/99	Bill Romanowski, at San Diego (18)
9/27/98	Darrien Gordon, at Washington (55)
9/20/98	Ray Crockett, at Oakland (80)
11/30/97	Steve Atwater, at San Diego (22)
11/9/97	Tyrone Braxton, vs. Carolina (27)
10/26/97	Keith Traylor, at Buffalo (62)
10/6/97	John Mobley, vs. New England (13)
9/7/97	Darrien Gordon, at Seattle (32)
9/15/96	Tyrone Braxton, vs. Tampa Bay (69)
10/10/93	Mike Croel, at Green Bay (22)
11/8/92	Wymon Henderson, vs. N.Y. Jets (46)
11/17/91	Charles Dimry, at Kansas City (26)
9/1/91	Tyrone Braxton, vs. Cincinnati (52)
11/22/90	Wymon Henderson, at Detroit (49)
9/10/89	Tyrone Braxton, vs. Kansas City (34)
9/10/89	Randy Robbins, vs. Kansas City (18)
12/27/87	Ricky Hunley, vs. San Diego (52)
12/6/87	Mark Haynes, vs. New England (14)
12/1/86	Mike Harden, at L.A. Raiders (40)
9/21/86	Mike Harden, at Philadelphia (32)
12/1/85	Mike Harden, at Pittsburgh (42)
12/15/84	Steve Foley, at Seattle (47)
10/7/84	Ken Woodward, at Detroit (27)
9/23/84	Mike Harden, vs. Kansas City (45)
9/16/84	Randy Robbins, at Cleveland (62)
11/23/80	Don Latimer, vs. Seattle (15)
10/5/80	Randy Gradishar, at Cleveland (93)
11/5/78	Tom Jackson, vs. N.Y. Jets (28)
11/27/77	Tom Jackson, vs. Baltimore (73)
10/16/77	Louis Wright, at Oakland (18)
11/14/76	Tom Jackson, at San Diego (46)
11/7/76	John Rowser, vs. Tampa Bay (32)
11/7/76	Randy Gradishar, vs. Tampa Bay (31)
9/19/76	John Rowser, vs. N.Y. Jets (41)
9/29/75	Randy Gradishar, vs. Green Bay (44)
10/13/74	Bill Thompson, vs. New Orleans (38)
10/28/73	Leroy Mitchell, at N.Y. Jets (40)
10/14/73	Bill Thompson, at Houston (59)
10/24/71	Fred Forsberg, at Cleveland (40)
12/7/69	George Burrell, at Miami (38)
11/16/69	Bill Thompson, vs. Houston (57)
12/17/67	Nemiah Wilson, vs. Kansas City (70)
10/22/67	Nemiah Wilson, vs. San Diego (40)
9/5/67	Goldie Sellers, vs. Boston (24)
11/14/65	John Bramlett, at Houston (25)
11/7/65	Nemiah Wilson, vs. San Diego (65)
10/17/65	John Griffin, vs. Houston (44)
11/1/64	Tom Janik, at Kansas City (22)
10/6/63	Goose Gonsoulin, vs. San Diego (43)
11/22/62	Jim McMillin, vs. N.Y. Titans (59)
	(48 after lateral from Ed McDaniel)
	John McGeever, vs. Oakland (48)
10/5/62	Goose Gonsoulin, vs. Oakland (64)
9/30/62	Bob Zeman, at N.Y. Titans (30)
10/2/60	Bill Yelverton, vs. Oakland (20)
9/18/60	John Pyeatt, at Buffalo (40)

INDIVIDUAL RECORDS — SCORING / KICKING

SCORING

Most Touchdowns Scored

Career

71	Rod Smith, 1995-2007 (1 rush, 68 rec., 2 ret.)
65	Terrell Davis, 1995-2002 (60 rush, 5 rec.)
60	Demaryius Thomas, 2010-18 (60 rec.)
55	Shannon Sharpe, 1990-98, 02-03 (55 rec.)
54	Floyd Little, 1967-75 (43 rush, 9 rec., 2 ret.)
46	Sammy Winder, 1982-90 (39 rush, 9 rec.)
48	Ed McCaffrey, 1995-2003 (46 rec.)
45	Haven Moses, 1972-81 (1 rush, 44 rec.)
44	Riley Odoms, 1972-83 (2 rush, 41 rec., 1 ret.)
44	Lionel Taylor, 1960-66 (44 rec.)

Season

23	Terrell Davis, 1998 (21 rush, 2 rec.)
17	Clinton Portis, 2002 (15 rush, 2 rec.)
15	Mike Anderson, 2000 (15 rush)
	Terrell Davis, 1997 (15 rush)
	Terrell Davis, 1996 (13 rush, 2 rec.)
14	Demaryius Thomas, 2013 (14 rec.)
	Clinton Portis, 2003 (14 rush)
	Anthony Miller, 1995 (14 rec.)
	Sammy Winder, 1986 (9 rush, 5 rec.)
13	Six times (last: Moreno, 2013)

Game

5	Portis, vs. Kansas City, 12/7/03
4	Decker, at Kansas City, 12/1/13
	Portis, vs. Kansas City, 12/15/02
	Anderson, at New Orleans, 12/3/00
3	36 times (last: Jeudy, vs. K.C., 12/11/22)

Most TDs Scored by a Rookie

Season

17	Clinton Portis, 2002 (15 rush, 2 rec.)
15	Mike Anderson, 2000 (15 rush)
10	Phillip Lindsay, 2018 (9 rush, 1 rec.)
	Jon Keyworth, 1974 (10 rush)
9	Knowshon Moreno, 2009 (7 rush, 2 rec.)
8	Mike Bell, 2006 (8 rush)
	Terrell Davis, 1995 (7 rush, 1 rec.)
	Bobby Humphrey, 1989 (7 rush, 1 rec.)

Game

4	Portis, vs. Kansas City, 12/15/02 (3 rush, 1 rec.)
	Anderson, at New Orleans, 12/3/00 (4 rush)
3	Davis, vs. Washington, 9/17/95 (2 rush, 1 rec.)
	Keyworth, vs. Kansas City, 11/18/74 (3 rush)
2	Many times (last: Williams, vs. Detroit, 12/12/21)

Most Consecutive Games Scoring, Non-Kicker

8	Terrell Davis, 1998
6	Wes Welker, 2013
	Terrell Davis, 1997-98
	Vance Johnson, 1987
	Floyd Little, 1972
	Al Denson, 1969
	Lionel Taylor, 1960-61

Most Points Scored

Career

1,786	Jason Elam, 1993-2007
946	Brandon McManus, 2014-22
742	Jim Turner, 1971-79
682	Matt Prater, 2007-13
655	Rich Karlis, 1982-88
429	David Treadwell, 1989-92
428	Rod Smith, 1995-2007
408	Gene Mingo, 1960-64
396	Terrell Davis, 1995-2002
364	Demaryius Thomas, 2010-18

Season

150	Matt Prater, 2013
138	Terrell Davis, 1998
137	Gene Mingo, 1962
133	Matt Prater, 2012
132	Jason Elam, 1995
129	Jason Elam, 2004
127	Jason Elam, 1998
125	Brandon McManus, 2015
124	Jason Elam, 2001
	Jason Elam, 1997

Game

30	Portis, vs. Kansas City, 12/7/03
24	Decker, at Kansas City, 12/1/13
	Portis, vs. Kansas City, 12/15/02
	Anderson, at New Orleans, 12/3/00
21	Mingo, at L.A. Chargers, 12/10/60
20	Scarpitto, at Buffalo, 12/18/66
19	Mingo, vs. San Diego, 10/6/63
18	Mingo, vs. Oakland, 10/5/62
	40 times (last: B. McManus, at N.E., 10/18/20)

Most Points Scored by a Rookie

Season

123	Gene Mingo, 1960
120	David Treadwell, 1989
119	Jason Elam, 1993
102	Clinton Portis, 2002
92	Mike Anderson, 2000

Game

24	Portis, vs. Kansas City, 12/15/02
	Anderson, at New Orleans, 12/3/00
	Mingo, at L.A. Chargers, 12/10/60
18	Davis, vs. Washington, 9/17/95
	Keyworth, vs. Kansas City, 11/18/74

KICKING

Most PAT Attempts

Career

604	Jason Elam, 1993-2007
301	Jim Turner, 1971-79
286	Brandon McManus, 2014-22
261	Matt Prater, 2007-13
254	Rich Karlis, 1982-88
136	David Treadwell, 1989-92
126	Gene Mingo, 1960-64
95	Bobby Howfield, 1968-70
70	Fred Steinfort, 1979-81
58	Gary Kroner, 1965-67

Season

75	Matt Prater, 2013
58	Jason Elam, 1998
55	Matt Prater, 2012
49	Jason Elam, 2000
46	Jason Elam, 1997
46	Jason Elam, 1996
45	Rich Karlis, 1986
44	Jason Elam, 2005
44	Rich Karlis, 1985
43	Jason Elam, 2002

Game

7	Prater, vs. Philadelphia, 9/29/13
	Prater, vs. Baltimore, 9/5/13
	Prater, vs. Kansas City, 11/14/10
6	Elam, vs. Philadelphia, 10/30/05
	18 times (last: McManus, at Ari., 10/18/18)

Most PATs Made

Career

601	Jason Elam, 1993-2007
283	Jim Turner, 1971-79
277	Brandon McManus, 2014-22
259	Matt Prater, 2007-13
244	Rich Karlis, 1982-88
132	David Treadwell, 1989-92
120	Gene Mingo, 1960-64
93	Bobby Howfield, 1968-70
68	Fred Steinfort, 1979-81
57	Gary Kroner, 1965-67

Season

75	Matt Prater, 2013
58	Jason Elam, 1998
55	Matt Prater, 2012
49	Jason Elam, 2000
46	Jason Elam, 1997
	Jason Elam, 1996
44	Rich Karlis, 1986
43	Jason Elam, 2005
42	Jason Elam, 2004
	Jason Elam, 2002

Game

7	Prater, vs. Philadelphia, 9/29/13
	Prater, vs. Baltimore, 9/5/13
	Prater, vs. Kansas City, 11/14/10
	Elam, vs. Philadelphia, 10/30/05
6	16 times (last: McManus, at Ari., 10/18/18)

INDIVIDUAL RECORDS — KICKING

Most PATs Made by a Rookie

Season	Player	Year
41	Jason Elam	1993
39	David Treadwell	1989
33	Gene Mingo	1960
30	Bobby Howfield	1968
18	Bob Humphreys	1967

Highest PAT Percentage

Career (min. 30 attempts)	Player	Year
.995	Jason Elam	1993-2007 (601-604)
.992	Matt Prater	2007-13 (259-261)
.983	Gary Kroner	1965-67 (57-58)
.979	Bobby Howfield	1968-70 (93-95)
.971	Fred Steinfort	1979-81 (68-70)
.971	David Treadwell	1989-92 (132-136)
.969	Brandon McManus	2014-22 (277-286)
.961	Rich Karlis	1982-88 (244-254)

Season (min. 14 attempts)

1,000 29 times (last: B. McManus, 2018 (35-35))

Most Consecutive PATs Made

371	Jason Elam	(9th gm. in '93 - 11th '02)
131	Jason Elam	(11th gm. in '02 - 13th '05)
96	Matt Prater	(9th gm. in '10 - 16th '12)
91	Brandon McManus	(3rd game in '16 - 3rd in '19)
82	Rich Karlis	(5th gm. '86 - 9th '88)
	Jim Turner	(1st gm. '71 - 9th '73)

Most Field Goals Attempted

Career	Player	Year
490	Jason Elam	1993-2007
274	Brandon McManus	2014-22
233	Jim Turner	1971-79
193	Rich Karlis	1982-88
170	Matt Prater	2007-13
127	David Treadwell	1989-92
118	Gene Mingo	1960-64
79	Bobby Howfield	1968-70
64	Fred Steinfort	1979-81
56	Gary Kroner	1965-67

Season

39	Gene Mingo	1962
38	Jason Elam	1995
	Rich Karlis	1985
	Jim Turner	1971
37	Jason Elam	1994

Game

7	Karlis, at San Diego	10/2/88
	Mingo, vs. San Diego	10/6/63
6	Seven times (last: McManus, vs. Las Vegas)	1/3/21
5	26 times (last: McManus, vs. Indianapolis)	9/8/16

Most Field Goals Made

Career	Player	Year
395	Jason Elam	1993-2007
223	Brandon McManus	2014-22
151	Jim Turner	1971-79
141	Matt Prater	2007-13
137	Rich Karlis	1982-88
99	David Treadwell	1989-92
72	Gene Mingo	1960-64
43	Fred Steinfort	1979-81
40	Bobby Howfield	1968-70
29	Gary Kroner	1965-67

Season

31	Jason Elam	2001
	Jason Elam	1995
30	Brandon McManus	2015
	Matt Prater	2009
	Jason Elam	1994
29	Brandon McManus	2019
	Brandon McManus	2016
	Jason Elam	2004
	Jason Elam	1999
28	Brandon McManus	2022
	Brandon McManus	2020

Game

6	McManus, at New England	10/18/20
5	Barth, vs. San Diego	12/14/14
	Barth, at Kansas City	11/30/14
	Elam, vs. Miami	10/13/02
	Elam, at Kansas City	11/16/97
	Elam, vs. Buffalo	9/3/95
	Karlis, vs. Seattle	11/20/83
	Mingo, vs. San Diego	10/6/63
4	36 times (last: McManus, vs. N.Y. Jets)	9/26/21

Most Field Goals Made by a Rookie

Season	Player	Year
27	David Treadwell	1989
26	Jason Elam	1993
18	Gene Mingo	1960
11	Rich Karlis	1982
9	Bobby Howfield	1968

Game

4	Elam, at N.Y. Jets	9/5/93
	Treadwell, at Buffalo	9/18/89
	Mingo, at L.A. Chargers	12/10/60
	Mingo, vs. L.A. Chargers	10/16/60
3	Five times (last: Elam, at L.A. Raiders)	1/2/94

Highest Field Goal Percentage

Career (min. 20 attempts)	Player	Year
.829	Matt Prater	2007-13 (141-170)
.814	Brandon McManus	2014-22 (223-274)
.806	Jason Elam	1993-2007 (395-490)
.780	David Treadwell	1989-92 (99-127)
.710	Rich Karlis	1982-88 (137-193)
.672	Fred Steinfort	1979-81 (43-64)
.648	Jim Turner	1971-79 (151-233)
.610	Gene Mingo	1960-64 (72-118)
.518	Gary Kroner	1965-67 (29-56)
.506	Bobby Howfield	1968-70 (40-79)

Season (min. 10 attempts)

.962	Matt Prater	2013 (25-26)
.938	Connor Barth	2014 (15-16)
.931	Jason Elam	2006 (27-29)
.889	Matt Prater	2010 (16-18)
.871	Jason Elam	2007 (27-31)
	Jason Elam	2003 (27-31)
.861	Jason Elam	2001 (31-36)
.857	Brandon McManus	2015 (30-35)
	Matt Prater	2009 (30-35)
.853	Brandon McManus	2019 (29-34)
	Brandon McManus	2016 (29-34)
	Jason Elam	2004 (29-34)

Highest Field Goal Percentage by a Rookie

Season (min. 15 attempts)	Player	Year
.818	David Treadwell	1989 (27-33)
.743	Jason Elam	1993 (26-35)
.643	Gene Mingo	1960 (18-28)
.500	Bobby Howfield	1968 (9-18)
.467	Bob Humphreys	1967 (7-15)

Longest Field Goals

64	Matt Prater, vs. Tennessee	12/8/13
63	Jason Elam, vs. Jacksonville	10/25/98
61	Brandon McManus, at L.A. Chargers	1/2/22
59	Matt Prater, vs. Chicago	12/11/11
	Matt Prater, vs. New York Jets	10/17/10
58	Brandon McManus, vs. New Orleans	11/29/20
57	Brandon McManus, vs. Baltimore	9/13/15
	Fred Steinfort, vs. Washington	10/13/80
56	Brandon McManus, vs. Tampa Bay	9/27/20
	Brandon McManus, vs. Baltimore	9/13/15
	Matt Prater, at Kansas City	9/28/08
	Jason Elam, at Houston	11/26/95

Most Consecutive Games with Field Goal

18	Jason Elam	(1st in '06 - 2nd in '07)
16	Jason Elam	(12th in '02 - 11th in '03)
	Brandon McManus	(last 15 in '16 - 1st in '17)
	Matt Prater	(last 9 in '09 - first 6 in '10)
	Rich Karlis	(13th in '84 - 11th in '85)
13	Brandon McManus	(12th in '21 - 7th in '22)
	Jason Elam	(6th in '01 - 2nd in '02)

Most Consecutive Field Goals Made

21	Brandon McManus	(3rd in '20 - 23rd in '20)
19	Jason Elam	(last 17 in '06 - first 2 in '07)
	Jason Elam	(last 1 in '97 - first 18 in '98)
18	Matt Prater	(last 8 in '09 - first 6 in '10)
16	Matt Prater	(last 2 in '12 - first 10 in '13)
15	Brandon McManus	(last 15 in '16)
	Jason Elam	(last 15 in '07)

Most Consecutive Games Scoring

236	Jason Elam	1993-2007
92	Matt Prater	2008-13
69	Rich Karlis	1984-88
58	Brandon McManus	2014-22
55	Jim Turner	1971-79

TEAM RECORDS — WINNING TRADITION / STREAKS

WINNING TRADITION

SUPER BOWL WINS

3 1997 (XXXII), 1998 (XXXIII), 2015 (50)

AMERICAN FOOTBALL CONFERENCE CHAMPIONSHIPS

8 1977, 1986, 1987, 1989, 1997, 1998, 2013, 2015

AFC WESTERN DIVISION TITLES

15 1977, 1978, 1984, 1986, 1987, 1989, 1991, 1996, 1998, 2005, 2011, 2012, 2013, 2014, 2015

PLAYOFF BERTHS

22 1977, 1978, 1979, 1983, 1984, 1986, 1987, 1989, 1991, 1993, 1996, 1997, 1998, 2000, 2003, 2004, 2005, 2011, 2012, 2013, 2014, 2015

WINNING SEASONS

29 1973, 1974, 1976, 1977, 1978, 1979, 1981, 1983, 1984, 1985, 1986, 1987, 1989, 1991, 1993, 1996, 1997, 1998, 2000, 2002, 2003, 2004, 2005, 2006, 2012, 2013, 2014, 2015, 2016

STREAKS

MOST WINS, ONE SEASON

14 1998
13 2013
2012
2005
1996
1984
12 2015
2014
1997
1991
1977

MOST CONSECUTIVE WINS

17 2012-13 (last 11 of '12, first 6 of '13)
14 1997-98 (last one of '97, first 13 of '98)
10 1984 (games 3-12)
9 2015-16 (last 5 of '15, first 4 of '16)
1996 (games 5-13)
8 2014-15 (last one of '14, first seven of '15)
1985-1986 (last two of '85, first six of '86)
1976-1977 (last two of '76, first six of '77)

MOST CONSECUTIVE GAMES WITHOUT LOSS

17 2012-13 (last 11 of '12, first 6 of '13)
14 1997-98 (last one of '97, first 13 of '98)
10 1984 (games 3-12)
9 2015-16 (last 5 of '15, first 4 of '16)
1996 (games 5-13)
8 2014-2015 (last one of '14, first seven of '15)
1985-86 (last two of '85, first six of '86)
1976-77 (last two of '76, first six of '77)
7 1973 (games 5-11)

MOST CONSECUTIVE LOSSES

11 11/3/63 through 10/4/64
9 9/10/67 through 11/12/67
8 10/15/17 through 12/3/17
12/9/18 through 9/29/19

MOST CONSECUTIVE GAMES WITHOUT WIN

14 10/13/63 through 10/4/64
9 9/10/67 through 11/12/67
8 10/15/17 through 12/3/17
11/29/70 through 10/10/71
10/30/60 through 12/17/60
7 11/11/62 through 9/14/63
10/29/61 through 12/10/61

MOST CONSECUTIVE HOME WINS

24 9/1/96 through 12/27/98
13 9/30/12 through 12/8/13
12/12/04 through 10/15/06
12 10/16/83 through 11/18/84
11 9/7/14 through 11/1/15
9 10/16/88 through 10/15/89
8 12/28/15 through 10/30/16
12/1/91 through 11/15/92
9/6/81 through 12/13/81

MOST CONSECUTIVE HOME LOSSES

7 9/24/67 through 9/29/68
6 10/13/63 through 10/4/64
5 11/21/82 through 9/25/83
11/7/65 through 9/25/66
10/28/62 through 9/7/63

MOST CONSECUTIVE HOME GAMES WITHOUT WIN

7 11/1/70 through 10/10/71
9/24/67 through 9/29/68
6 10/13/63 through 10/4/64
5 11/21/82 through 9/25/83
11/7/65 through 9/25/66
10/28/62 through 9/7/63

MOST CONSECUTIVE ROAD WINS

8 10/15/12 through 10/6/13
7 12/12/76 through 12/4/77
6 9/20/98 through 11/29/98
5 10/23/11 through 12/4/11
12/1/85 through 10/12/86
9/16/84 through 11/11/84
4 9/17/15 through 10/18/15
9/24/06 through 11/12/06
9/29/96 through 11/24/96

MOST CONSECUTIVE ROAD LOSSES

12 11/9/63 through 9/11/65
8 12/11/16 through 12/3/17
6 Seven times (last: 12/5/21 through 10/17/22)

MOST CONSECUTIVE ROAD GAMES WITHOUT WIN

17 12/2/62 through 9/11/65
8 12/11/16 through 12/3/17
6 Seven times (last: 12/5/21 through 10/17/22)

MOST CONSECUTIVE POSTSEASON WINS

7 12/27/97 through 1/31/99
3 1/17/15 through present

MOST CONSECUTIVE POSTSEASON LOSSES

5 1/15/78 through 12/30/84
3 12/31/00 through 1/9/05
1/12/92 through 1/4/97

MOST CONSECUTIVE POSTSEASON HOME WINS

6 1/4/87 through 1/4/92
4 12/27/97 through 1/14/06

MOST CONSECUTIVE POSTSEASON HOME LOSSES

1 Five times (last: vs. Indianapolis, 1/11/15)

MOST CONSECUTIVE POSTSEASON ROAD WINS

2 1/4/98 through 1/11/98

MOST CONSECUTIVE POSTSEASON ROAD LOSSES

4 12/31/00 through 1/14/12
3 12/30/78 through 12/24/83

MOST CONSECUTIVE PRESEASON WINS

9 8/22/81 through 8/20/83
7 8/14/76 through 8/20/77
6 9/4/99 through 8/11/01

MOST CONSECUTIVE PRESEASON LOSSES

6 8/17/68 through 8/16/69
8/5/60 through 8/12/61
5 8/21/65 through 8/12/66
8/25/61 through 8/18/62

MOST CONSECUTIVE PRESEASON HOME WINS

10 7/26/97 through 8/31/01
6 8/22/81 through 8/20/83

MOST CONSECUTIVE PRESEASON HOME LOSSES

4 8/7/65 through 8/28/66
3 8/17/68 through 8/16/69

MOST CONSECUTIVE PRESEASON ROAD WINS

5 8/17/14 through 8/11/16
4 8/10/02 through 8/16/03
9/2/77 through 8/19/78

MOST CONSECUTIVE PRESEASON ROAD LOSSES

7 8/25/90 through 8/16/93
6 8/30/68 through 8/29/70
8/5/60 through 8/12/61

TEAM RECORDS — SCORING / KICKING / OFFENSE

SCORING

Most Points Scored

Season

*606	2013
501	1998
485	2000
482	2014
481	2012
472	1997
395	2005
392	2002
391	1996
388	1995

* - NFL record

Game

52	vs. Philadelphia, 9/29/13
51	vs. Tennessee, 12/8/13 at Dallas, 10/6/13
50	vs. San Diego, 10/6/63
49	vs. Baltimore, 9/5/13 vs. Kansas City, 11/14/10 vs. Philadelphia, 10/30/05
48	vs. Tampa Bay, 11/7/76 at Houston, 10/14/73
47	vs. Oakland, 12/28/14

Largest Margin of Victory

43	vs. N.Y. Jets, 9/19/76 (46-3)
37	at Phoenix, 12/16/89 (37-0) vs. Oakland, 10/5/62 (44-7)
35	at Arizona, 10/18/18 (45-10) vs. Kansas City, 12/30/12 (38-3) vs. San Diego, 12/21/97 (38-3) vs. New England, 11/11/79 (45-10) vs. Tampa Bay, 11/7/76 (48-13)
34	vs. Kansas City, 12/9/07 (41-7) vs. Cleveland, 10/15/00 (44-10) vs. Carolina, 11/9/97 (34-0) at New England, 10/8/95 (37-3) vs. Detroit, 11/1/87 (34-0)

Most Points, One Half

38	vs. Washington, 10/27/13 (second) vs. Seattle, 11/26/89 (first) vs. New England, 11/11/79 (first) vs. Tampa Bay, 11/7/76 (second)
35	at Arizona, 10/18/18 (first) vs. Baltimore, 9/5/13 (second) at San Diego, 10/15/12 (second) vs. Kansas City, 11/14/10 (first) vs. Philadelphia, 10/4/98 (first) vs. Dallas, 9/13/98 (first) vs. Minnesota, 11/18/84 (first)

Most Points, One Quarter

31	vs. Washington, 10/27/13 (fourth)
28	vs. Philadelphia, 10/4/98 (first)
26	at N.Y. Jets, 12/3/67 (second)
24	10 times [last: vs. San Diego, 9/14/08 (second)]

Most Touchdowns Scored

Season

*76	2013
62	1998
58	2014, 2000
57	2012
55	1997
47	1996
46	2005
45	2002, 1987, 1986, 1985

* - NFL record

Game

7	vs. Philadelphia, 9/29/13 vs. Baltimore, 9/5/13 vs. Kansas City, 11/14/10 vs. Philadelphia, 10/30/05
6	20 times (last: at Arizona, 10/18/18)

Fewest Points Scored

Season

148	1982 (player's strike; nine-game season)
196	1966
203	1971
240	1964
251	1961
253	1970
254	1975
255	1968
256	1967
262	1992

Game (times Denver shut out: 10)

0	at L.A. Chargers (21-0), 10/22/17 at L.A. Raiders (24-0), 11/22/92 at Philadelphia (30-0), 9/20/92 at New Orleans (42-0), 11/20/88 at Chicago (27-0), 9/9/84 at San Diego (23-0), 10/8/78 at San Diego (17-0), 12/15/74 at Kansas City (16-0), 12/6/70 at Oakland (51-0), 9/10/67 at San Diego (37-0), 10/29/61
2	at Kansas City (34-2), 9/22/68

Largest Margin of Defeat

52	vs. Kansas City, 9/7/63 (59-7)
51	at Oakland, 9/10/67 (51-0)
46	vs. Kansas City, 10/23/66 (56-10)
45	vs. Oakland 10/24/10 (59-14)
43	at Kansas City, 10/29/67 (52-9)

KICKING

Most Field Goals Made

Season

31	2001, 1995
30	2015, 2009, 1994
29	2019, 2016, 2004, 1999
28	2022, 2020, 2003, 1997
27	2007, 2006, 1991, 1989, 1962

Game

6	at New England, 10/18/20
5	Seven times (last: at San Diego, 12/14/14)
4	36 times (last: vs. N.Y. Jets, 9/26/21)

Highest Percentage on PAT Attempts

1.000	25 times (last: 2018, 35 of 35)
-------	---------------------------------

TOTAL OFFENSE

Most Total Plays

Season

1,156	2013
1,152	1985
1,115	2000
1,112	1994
1,092	1996
1,090	2012
1,078	2022
1,077	1988
1,075	2017
1,071	1989

Game

95	at Green Bay (at Milwaukee), 9/20/87 (OT)
91	vs. Tennessee, 12/8/13
88	at Seattle, 10/29/78 (OT)
86	at New England, 11/24/13 (OT) at Chicago, 12/12/76 vs. San Diego, 11/30/75 (OT)
85	vs. San Diego, 11/16/03 at L.A. Raiders, 12/26/82
84	vs. Oakland, 10/16/95 at Kansas City, 12/4/94 (OT) at L.A. Raiders, 10/28/84 (OT) vs. Boston, 12/3/61

TEAM RECORDS — OFFENSE / RUSHING

MOST YARDS TOTAL OFFENSE

Season	Yards	Passes
7,317	2013	(1,873 rush/5,444 pass)
6,554	2000	(2,311/4,243)
6,446	2014	(1,785/4,661)
6,366	2012	(1,832/4,534)
6,333	2008	(1,862/4,471)
6,332	2004	(2,333/3,999)
6,092	1998	(2,468/3,624)
6,090	2002	(2,266/3,824)
5,840	1995	(1,995/4,045)
5,872	1997	(2,378/3,494)

Game

568	vs. Arizona, 10/5/14 (92 rush/476 pass)
567	vs. Atlanta, 10/31/04 (68/499)
564	at Cleveland, 11/6/08 (123/441)
	vs. Philadelphia, 10/30/05 (255/309)
551	vs. Tennessee, 12/8/13 (154/397)
548	vs. Baltimore, 10/20/96 (222/326)
543	vs. N.Y. Jets, 9/19/76 (251/292)
538	at Seattle, 11/26/00 (301/237)
536	vs. Oakland, 9/23/13 (164/372)
	vs. San Diego, 11/19/00 (93/433)

HIGHEST AVERAGE GAIN PER PLAY

Season	Avg Gain
6.33	2013 (1,156-7,317)
6.21	2008 (1,019-6,333)
6.04	2014 (1,067-6,446)
5.92	2004 (1,070-6,332)
5.88	2000 (1,115-6,554)
5.85	1998 (1,041-6,092)
5.84	2012 (1,090-6,366)
5.76	2002 (1,057-6,090)
5.70	1995 (1,060-6,040)
5.68	2007 (976-5,541)

Game

9.54	vs. Dallas, 9/13/98 (54-515)
8.33	vs. Kansas City, 12/7/03 (61-508)
8.11	at Kansas City, 12/1/13 (66-535)
7.94	at Cleveland, 11/6/08 (71-564)
7.94	vs. Green Bay, 11/1/15 (63-500)
7.83	vs. Philadelphia, 10/10/05 (72-564)
7.77	vs. New England, 12/17/72 (62-482)
7.76	vs. Arizona, 12/29/02 (58-450)
7.74	vs. San Diego, 1/3/16 (65-503)
7.73	vs. Kansas City, 9/21/75 (55-425)

FEWEST YARDS TOTAL OFFENSE

Season	Yards	Passes
2,837	1982	(players' strike; nine-game season) (1,018 rush/1,819 pass)
2,947	1967	(1,265/1,682)
3,168	1966	(1,173/1,995)
3,332	1964	(1,311/2,021)
3,811	1961	(1,091/2,720)
3,827	1970	(1,802/2,025)
3,906	1977	(2,043/1,863)
3,971	1968	(1,614/2,357)
3,990	1963	(1,503/2,487)
4,136	1976	(1,932/2,204)

Game

-5	at Oakland, 9/10/67 (48 rush/-53 pass)
26	at Houston, 9/3/66 (33/-7)
82	at Philadelphia, 9/20/92 (52/30)
112	vs. New Orleans, 11/29/20 (100/12)
128	at Washington, 10/12/92 (26/102)
130	at Chicago, 9/9/84 (53/77)
131	vs. Buffalo, 12/13/64 (47/84)
132	vs. Boston, 10/4/64 (53/79)
134	at Buffalo, 11/24/19 (85/49)
139	at Pittsburgh, 9/4/83 (138/1)

RUSHING

MOST RUSHES

Season	Rushes
601	1978
554	1989
546	2011
543	2003
542	2005
534	2004
525	1998
	1996
	1979
523	1977

Game

60	vs. San Diego, 11/30/75 (OT)
59	at Kansas City, 9/24/78 (OT)
	at Chicago, 12/12/76
57	at Seattle, 10/29/78 (OT)
	at Cleveland, 10/24/71
55	at Kansas City, 11/13/11
	vs. San Diego, 10/17/71
54	at Indianapolis, 12/21/03
53	at Kansas City, 11/20/77
51	at San Diego, 11/27/11 (OT)
	at Oakland, 10/17/04
	vs. Green Bay, 10/17/99

MOST YARDS RUSHING

Season	Yards
2,632	2011
2,629	2003
2,539	2005
2,468	1998
2,451	1978
2,378	1997
2,362	1996
2,333	2004
2,311	2000
2,266	2002

Game

356	at Chicago, 12/12/76
328	vs. San Diego, 11/30/75 (OT)
301	at Seattle, 11/26/00
299	at Oakland, 11/6/11
292	at Oakland, 11/24/74
283	at New Orleans, 12/3/00
280	at New England, 11/24/13 (OT)
	at Cleveland, 10/24/71
278	at Seattle, 10/29/78 (OT)
272	at Cincinnati, 10/19/69

HIGHEST AVERAGE GAIN PER RUSH

Season	Avg Gain
4.96	2002 (457-2,266)
4.85	2018 (393-1,907)
4.84	2003 (543-2,629)
4.82	2011 (546-2,632)
4.81	2008 (387-1,862)
4.70	1998 (525-2,468)
4.68	2005 (542-2,539)
4.57	1997 (520-2,378)
4.56	2007 (429-1,957)
4.53	1995 (440-1,995)

Game (min. 10 rushes)

9.52	vs. Chicago, 11/23/03 (21-200)
9.00	at San Diego, 12/28/08 (10-90)
8.44	vs. Kansas City, 12/7/03 (32-270)
8.13	vs. New England, 12/18/11 (31-252)
8.09	vs. Arizona, 12/29/02 (32-259)
7.88	vs. Seattle, 12/19/99 (33-260) (OT)
7.73	vs. Houston, 10/18/92 (22-170)
7.67	at Oakland, 11/6/11 (39-299)
7.66	vs. Cincinnati, 9/21/97 (29-222)
7.63	at N.Y. Giants, 11/5/72 (24-183)

TEAM RECORDS — RUSHING / PASSING

MOST RUSHING TOUCHDOWNS

<u>Season</u>	
26	1998
25	2005
21	2002
	2000
20	2003
	1996
	1985
	1974
19	1994
	1990

<u>Game</u>	
5	vs. Kansas City, 12/7/03
4	Seven times (last: vs. San Francisco, 12/23/00)

FEWEST YARDS RUSHING

<u>Season</u>	
1,018	1982 (players' strike; nine-game season)
1,091	1961
1,173	1966
1,195	1960
1,265	1967
1,298	1962
1,311	1964
1,470	1994
1,484	2016
1,500	1992

<u>Game</u>	
13	at Oakland, 10/22/72
14	vs. Miami, 11/2/08
18	at Las Vegas, 12/26/21
	at Tennessee, 12/11/16
	vs. San Diego, 12/12/13
19	at Tennessee, 10/3/10
20	at Dallas, 12/10/61
26	at Washington, 10/12/92
27	vs. Pittsburgh, 11/9/09
	at Buffalo, 9/15/62

PASSING

MOST PASS ATTEMPTS

<u>Season</u>	
675	2013
626	1994
620	2008
617	1985
607	2014
606	2015
594	1995
588	2018
	2012
581	1988

<u>Game</u>	
59	vs. Tennessee, 12/8/13
	at Green Bay, 10/10/93
58	vs. San Diego, 11/19/00
57	at New England, 11/2/14
	vs. Indianapolis, 9/26/10
56	vs. Kansas City, 1/3/10
	at L.A. Raiders, 12/26/82
	at Boston, 9/21/62
	at Buffalo, 9/15/62

MOST COMPLETIONS

<u>Season</u>	
461	2013
402	2012
399	2014
388	1994
386	2008
368	2015
367	2018
359	2002
354	2000
	2021

Game

39	vs. Tennessee, 12/8/13
37	vs. Indianapolis, 9/26/10
36	at Tennessee, 12/11/16
	vs. San Diego, 9/14/08
	vs. San Diego, 11/19/00
	vs. San Diego, 9/4/94
35	Eight times (last: vs Las Vegas, 10/17/21)

HIGHEST COMPLETION PERCENTAGE

<u>Season</u>	
.684	2012 (402-588)
.683	2013 (461-675)
.657	2014 (399-607)
.654	2021 (354-541)
.648	2002 (359-554)
.633	2007 (326-515)
.633	1993 (350-553)
.624	2018 (367-588)
.623	2008 (386-620)
.622	2000 (354-569)

Game (min. 10 attempts)

.917	at L.A. Raiders, 11/2/86 (11-12)
.875	vs. San Diego, 9/27/81 (21-24)
.870	vs. Kansas City, 12/10/78 (20-23)
.865	vs. Oakland, 9/23/13 (32-37)
.829	at Oakland, 12/29/13 (34-41)
.824	at Indianapolis, 12/21/03 (14-17)
.815	at Houston, 12/8/19 (22-27)
.815	vs. San Francisco, 10/19/14 (22-27)
.811	vs. Philadelphia, 9/29/13 (30-37)
.808	vs. Arizona, 12/18/22 (21-26)
.808	vs. Kansas City, 9/14/14 (21-26)
.808	at Tennessee, 12/25/04 (21-26)

MOST YARDS PASSING (NET YARDS)

<u>Season</u>	
*5,444	2013
4,661	2014
4,534	2012
4,471	2008
4,243	2000
4,045	1995
4,038	2010
4,017	1994
3,999	2004
3,970	2015

* - NFL record

Game

499	vs. Atlanta, 10/31/04
479	vs. Arizona, 10/5/14
472	vs. Indianapolis, 9/26/10
459	vs. Kansas City, 11/18/74
445	vs. Baltimore, 9/5/13
443	vs. San Diego, 11/19/00
441	at Cleveland, 11/6/08
438	at New England, 11/2/14
431	vs. Oakland, 12/14/80

FEWEST YARDS PASSING (NET YARDS)

<u>Season</u>	
1,682	1967
1,819	1982 (players' strike; nine-game season)
1,863	1977
1,995	1966
2,021	1964
2,025	1970
2,065	1971
2,204	1976
2,328	1974
2,357	1968

TEAM RECORDS — PASSING

FEWEST YARDS PASSING (NET YARDS), CONT.

Game	
-53	at Oakland, 9/10/67
-7	at Houston, 9/3/66
1	at Pittsburgh, 9/4/83
6	vs. N.Y. Jets, 11/15/64
8	vs. Oakland, 9/3/78
	vs. San Diego, 11/30/75 (OT)
12	vs. New Orleans, 11/29/20
18	at N.Y. Jets, 12/3/67
20	at Houston, 11/14/65
30	at Philadelphia, 9/20/92

MOST TOUCHDOWN PASSES THROWN

Season	
*55	2013
40	2014
37	2012
32	1998
28	2000
27	2004
	1997
	1995
	1993
	1981
26	2001
	1996

* - NFL record

Game	
*7	vs. Baltimore, 9/5/13
5	at Oakland, 11/9/14
	at Kansas City, 12/1/13
	vs. Kansas City, 11/14/10
	vs. San Diego, 11/19/00
	vs. Minnesota, 11/18/84
	vs. Buffalo, 10/28/62
4	38 times (last: vs. Kansas City, 12/11/22)

* - NFL record (tie)

MOST INTERCEPTIONS THROWN

Season	
45	1961
40	1962
35	1960
34	1975
32	1964
30	1966
	1965
29	1992
28	1970
	1963

Game	
8	at Houston, 12/2/62
6	vs. San Diego, 9/21/80
	vs. San Diego, 11/30/75 (OT)
	at San Diego, 9/24/72
	at Green Bay (at Milwaukee), 9/26/71
	at Houston, 11/26/61
	vs. Buffalo, 11/19/61
5	17 times (last: vs. Kansas City, 11/15/15)

BEST INTERCEPTION AVOIDANCE PERCENTAGE

Season	
.015	2013 (10-675)
.015	2005 (7-465)
.017	2021 (9-541)
.018	1993 (10-553)
.019	2012 (11-588)
.019	2016 (11-570)
.020	2019 (10-504)
.021	2010 (12-580)
.021	1994 (13-626)
.021	2000 (12-569)
.021	1997 (11-513)

HIGHEST AVERAGE GAIN PER ATTEMPT

Season	
8.25	2013 (675-5,572)
8.23	1981 (485-3,992)
8.09	1974 (329-2,660)
7.94	2012 (588-4,671)
7.87	2014 (607-4,779)

HIGHEST AVERAGE GAIN PER COMPLETION

Season	
15.79	1968 (179-2,826)
14.94	1976 (168-2,510)
14.77	1969 (192-2,835)
14.60	1967 (150-2,190)
14.46	1974 (184-2,660)
14.43	1972 (201-2,900)
14.18	1963 (217-3,076)
14.16	1966 (166-2,351)
13.90	1977 (163-2,265)
13.81	1981 (289-3,992)

FEWEST TIMES DENVER PASSER SACKED

Season	
12	2008
15	2004
17	2014
20	2013
21	2012
22	1971
23	2005
24	1982 (players' strike; nine-game season)
	1965

MOST TIMES DENVER PASSER SACKED

Season	
63	2022
	1963
61	1981
	1964
58	1967
55	1994
	1983
52	2017
	1992
51	1968

Game	
11	vs. Oakland, 11/5/67
	vs. Buffalo, 12/13/64
10	at Oakland, 10/31/76
	at Oakland, 12/8/75
9	Three times (last: vs. Kansas City, 10/17/19)

MOST YARDAGE LOST ON SACKS

Season	
585	1963
520	1964
508	1967
469	1968
461	1981
439	1983
415	2022
402	1977
382	1992
366	1994

Game	
95	vs. Oakland, 11/5/67
84	vs. Buffalo, 12/13/64
79	vs. Kansas City, 10/17/19
78	vs. Kansas City, 12/14/68
	vs. Boston, 9/29/63
77	at Boston, 9/21/62
74	at Oakland, 12/8/75
72	at L.A. Raiders, 12/26/82
71	at Chicago, 10/2/83
67	vs. L.A. Raiders, 10/18/93

TEAM RECORDS — FIRST DOWNS / PUNTING

FIRST DOWNS

Most First Downs

Season	First Downs
435	2013
383	2000
380	2012
360	2014
357	2002
354	2008
351	2004
347	1998
346	1994
344	1995

Game

39	vs. Tennessee, 12/8/13
35	vs. Philadelphia, 9/29/13
34	at Dallas, 10/6/13
	vs. San Diego, 9/14/08
	vs. San Diego, 11/19/00
	vs. Kansas City, 11/18/74
32	vs. Kansas City, 12/30/12
	at Cincinnati, 10/22/00
31	Six times (last: vs. Oakland, 9/23/13)

Most First Downs Rushing

Season

145	2005
138	1997
135	1998
134	1996
133	2003
132	1987
130	1979
129	2011
	1978
127	2004

Game

19	at Chicago, 12/12/76
	vs. San Diego, 11/30/75 (OT)
18	vs. N.Y. Jets, 11/20/05
17	at Seattle, 10/29/78 (OT)
16	at Kansas City, 10/27/85
	vs. N.Y. Giants, 10/26/80
	at Kansas City, 9/24/78 (OT)
	at Boston, 9/24/65
15	Six times (last: at New England, 11/24/13)

Most First Downs Passing

Season

293	2013
232	2012
227	2014
223	2008
	2000
205	1995
204	2010
202	1994
201	2015
199	2002

Game

25	vs. Tennessee, 12/8/13
	vs. Kansas City, 11/24/74
24	vs. San Diego, 12/3/00
23	vs. Washington, 10/17/13
	at Houston, 12/20/64
22	vs. Oakland, 12/14/80
21	vs. Kansas City, 1/3/10
	vs. New England, 10/11/09 (OT)
	vs. Atlanta, 10/31/04
20	10 times (last: at New Orleans, 11/13/16)

Most First Downs by Penalty

Season

43	1994
41	1986
40	2019
	2004
39	2003
38	2020
	1983
36	2012
	2000
	1988
35	2014
	2013
	1993

Game

11	vs. Houston Oilers, 10/6/85
7	at N.Y. Jets, 10/1/20
	at Kansas City, 9/19/99
	at Kansas City, 11/16/98
	vs. L.A. Raiders, 9/7/86
6	Eight times (last: at Pittsburgh, 9/20/20)

Fewest First Downs

Season

170	1982 (players' strike; nine-game season)
171	1966
172	1967
207	1964
217	1971
	1970
	1968
219	1961
223	1977
230	1963

Game

0	at Houston, 9/3/66
3	at Oakland, 9/10/67
4	at Philadelphia, 9/20/92
6	vs. New Orleans, 11/29/20
7	at Washington, 10/12/92
	at Kansas City, 12/6/70
	vs. Buffalo, 12/13/64

PUNTING

Most Punts

Season

106	1967
101	2011
96	2022
	1984
	1978
	1968
94	1985
91	1977
89	2016
	1979
87	1983
	1970

Game

12	at Buffalo, 10/25/81
	vs. Cincinnati, 10/6/68
	at Oakland, 9/10/67
11	at Jacksonville, 12/04/16
	at Seattle, 11/30/92 (OT)
	vs. Seattle, 10/20/85 (OT)
10	Nine times (last: vs. San Francisco, 9/25/22)

Fewest Punts

Season

45	1982 (players' strike; nine-game season)
46	2008
54	1995
55	2002
60	2007
	1997
	1990
	1972
	1962
62	2000

TEAM RECORDS — PUNTING / RETURNS

FEWEST PUNTS, CONT.

Game	
0	at Dallas, 10/6/13 vs. Oakland, 9/30/12 vs. Buffalo, 12/21/08 vs. San Diego, 11/16/03 at Minnesota 11/4/90 vs. Dallas, 10/8/61
1	27 times (last: at Seattle, 9/12/22)

HIGHEST PUNTING AVERAGE

Season	
47.4	2011 (101-4,783)
46.7	2008 (46-2,150)
46.6	2022 (96-4,470)
46.5	1999 (84-3,908)
46.3	2012 (67-3,105)
46.2	1998 (67-3,097)
46.1	2020 (66-3,040)
46.0	2021 (67-3,083)
45.7	2016 (89-4,068)
45.2	1966 (77-3,480)

Game (min. 4 punts)

57.2	vs. L.A. Raiders, 9/26/88 (5-286) (OT)
56.6	vs. Seattle, 11/24/84 (5-283)
56.2	at Arizona, 12/12/10 (5-281)
55.8	vs. Cincinnati, 9/18/11 (6-335)
55.8	vs. San Diego, 12/16/90 (5-279)
55.0	at New England, 10/27/91 (5-275)
54.4	at Oakland, 9/20/98 (5-272)
54.3	at Arizona, 9/23/01 (4-217) vs. Minnesota, 10/31/99 (4-217)
54.2	vs. L.A. Chargers, 11/1/20 (6-325) at Oakland, 10/10/99 (5-271)

LOWEST PUNTING AVERAGE

Season	
35.1	1976 (84-2,945)
36.4	1978 (96-3,494)
37.3	1960 (70-2,610)
39.0	2002 (55-2,145)
39.2	1977 (91-3,563)
39.3	1986 (86-3,376)
39.4	1961 (80-3,149)
39.6	2000 (62-2,455)
39.9	1989 (80-3,188)
39.9	1975 (63-2,515)

HIGHEST NET PUNTING AVERAGE (SINCE 1976)

Season	
42.8	2021 (67-2,869)
42.1	2012 (67-2,822)
41.5	2022 (96-3,988)
41.3	2016 (89-3,677)
40.8	2020 (66-2,734)
40.2	2011 (101-4,058)
39.5	2015 (85-3,357)
39.4	2019 (78-3,070)
39.0	2017 (76-3,309)
38.8	2013 (65-2,522)

Game (min. 4 punts)

52.8	vs. L.A. Raiders, 9/26/88 (5-264) (OT)
52.3	vs. San Diego, 11/11/01 (6-314)
52.3	at Houston, 12/4/77 (4-209)
51.2	vs. San Diego, 12/16/90 (5-256)
51.0	vs. Cincinnati, 9/18/11 (6-306)
50.8	vs. Philadelphia, 11/14/21 (4-203)
50.6	at Atlanta, 9/17/12 (5-253)
49.8	vs. Oakland, 12/29/19 (5-249)
48.8	at Minnesota, 12/4/11 (6-293)
48.0	vs. Arizona, 10/5/14 (4-192)

PUNT RETURNS

MOST PUNT RETURNS

Season	
63	1970
58	1977
54	1999
53	1988
51	1981
	1978
	1976
49	1996
48	2012
	1987
	1986

Game

8	at Carolina, 11/11/12 vs. Chicago, 12/11/11 vs. San Diego, 12/27/87 vs. Baltimore, 10/22/78 vs. San Diego, 11/30/75 (OT) at Kansas City, 10/6/74 at Buffalo, 9/20/70
7	Eight times (last: vs. Miami, 12/12/04)

MOST PUNT RETURN YARDS

Season	
712	1977
640	1976
596	2011
583	1996
582	1978
556	1970
555	1997
552	1986
486	1987
474	1974

Game

168	vs. Carolina, 11/9/97
167	vs. Pittsburgh, 11/6/77
150	vs. San Diego, 12/27/88
128	vs. Oakland, 9/12/11 vs. San Francisco, 9/19/82 at N.Y. Jets, 12/3/67 at Carolina, 11/11/12 vs. Cleveland, 9/26/76
121	at N.Y. Giants, 9/15/13 vs. St. Louis, 9/14/97 at Buffalo, 9/20/70

HIGHEST PUNT RETURN AVERAGE

Season	
14.5	1982 (21-305) (players' strike; nine-game season)
13.5	1997 (41-555)
13.5	1967 (26-351)
13.4	2020 (20-267)
13.1	2001 (31-405)
12.9	1963 (30-387)
12.7	2011 (47-596)
12.5	1976 (51-640)
12.3	1977 (58-712)
12.2	1969 (37-450)

MOST PUNT RETURN TOUCHDOWNS

Season	
4	1976
3	1997
2	2011, 2003, 1986, 1982
1	19 times (last: 2020)

Game

2	vs. Carolina, 11/9/97 vs. Cleveland, 9/26/76
1	30 times (last: at Carolina, 12/13/20)

KICKOFF RETURNS

MOST KICKOFF RETURNS

Season	
78	1963
76	1964
75	1994
71	2008
	1965
67	2001
	1960
66	Three times (last: 2000)

TEAM RECORDS — KICK RETURNS / FUMBLES

Most Kickoff Returns, Cont.

Game	
10	at Arizona, 12/12/10 at Indianapolis, 10/31/88 vs. Boston, 10/4/64
9	at San Diego, 12/22/63 at Buffalo, 12/24/11 at San Diego, 12/28/08 at Kansas City, 12/18/83 at Boston, 10/18/63 vs. Kansas City, 9/7/63
8	18 times (last: at Oakland, 12/19/10)

Most Kickoff Return Yards

Season	
1,801	1963
1,758	1964
1,731	1965
1,576	2001
1,558	1966
1,550	2008
1,547	1960
1,523	1994
1,518	1967
1,501	1961

Game	
295	vs. Boston, 10/4/64
289	vs. Kansas City, 9/7/63
272	at Arizona, 12/12/10
238	at Kansas City, 10/8/63
227	vs. San Diego, 1/2/11
226	at Indianapolis, 10/31/88
217	at San Diego, 12/22/63
216	at Houston, 9/3/66
215	at San Diego, 10/29/61
211	at Minnesota, 11/4/90

Highest Kickoff Return Average

Season	
26.9	1966 (58-1,588)
25.4	2019 (21-534)
25.3	1967 (60-1,518)
25.1	2014 (32-802)
25.0	2013 (39-974)
24.5	2011 (39-956)
	1975 (59-1,446)
24.4	1965 (71-1,731)
24.3	2010 (59-1,435)
24.2	1998 (58-1,402)

Most Kickoff Return Touchdowns

Season	
3	1966
1	Nine times (last: 2013)

Game	
1	12 times (last: vs. Philadelphia, 9/29/13)

FUMBLES

Most Broncos Fumbles

Season	
36	1984
	1966
35	1979
34	1988
	1983
	1963
33	1999
	1961
32	1960
31	1991

Game	
6	vs. Washington, 11/18/01 vs. Philadelphia, 10/29/89 vs. Cleveland, 10/19/75 at Boston, 11/6/66 vs. L.A. Chargers, 10/16/60
5	18 times (last: at New England, 11/24/13)

Most Broncos Fumbles Lost

Season	
20	1961
19	1983
18	1994
	1993
	1981
	1979
17	Seven times (last: 2011)

Game	
5	vs. Cleveland, 10/19/75 vs. Chicago, 9/30/73
4	Eight times (last: at Indianapolis, 10/31/88)

Fewest Broncos Fumbles

Season	
12	2021
15	2009
	1969
16	2015
	2014
17	1998
18	2018
	2008
	2005
21	2019
	2002
	1973
22	2012

Fewest Broncos Fumbles Lost

Season	
5	2014
6	2019
	2018
	2003
	1998
7	2002
8	2015
	2001
	1985
	1969
	1964

Most Opponent Fumbles

Season	
46	1983
44	1984
43	1989
40	1964
37	1975
36	1990
	1981
	1971
35	1987
	1970
	1966

Game	
7	vs. Green Bay, 10/15/84 vs. Seattle, 11/20/83 at Oakland, 10/4/81 vs. Buffalo, 12/13/64
6	11 times (last: at New England, 11/24/13)

Most Opponent Fumbles Recovered

Season	
24	1984
23	1981
22	1989
21	1964
20	1983, 1971, 1963
19	1987, 1979, 1962

Game	
6	at Buffalo, 12/2/79
5	vs. Seattle, 12/13/81 at Boston, 11/6/66 vs. Buffalo, 12/13/64 at Oakland, 10/14/62
4	11 times (last: at L.A. Raiders, 10/28/84) (OT)

TEAM RECORDS — FUMBLES / TURNOVERS / PENALTIES

FEWEST OPPONENT FUMBLES

Season	Fumbles
12	2021
13	2017
15	2008
16	2020
	2019
17	1982 (players' strike; nine-game season)
19	2011
20	1995

FEWEST OPPONENT FUMBLES RECOVERED

Season	Fumbles
6	2020
	2021
7	2017
	2014
	2008
8	1982 (players' strike; nine-game season)
	2012
	2010
	2004
9	2013
	2011
	1996

TURNOVERS

MOST TAKEAWAYS

Season	Takeaways
55	1984 (31 INT / 24 FUM)
53	1964 (32 INT / 21 FUM)
47	1987 (28 INT / 19 FUM)
	1983 (27 INT / 20 FUM)
46	1981 (23 INT / 23 FUM)
	1962 (27 INT / 19 FUM)
44	2000 (27 INT / 17 FUM)
	1978 (31 INT / 13 FUM)
	1960 (27 INT / 17 FUM)
43	1989 (21 INT / 22 FUM)

Game

10	at Detroit, 10/7/84 (7 INT / 3 FUM)
8	vs. Seattle, 11/20/83 (4 INT / 4 FUM)
	at Oakland, 10/16/77 (7 INT / 1 FUM)
7	Eight times [last: at L.A. Raiders, 10/28/84 (3 INT / 4 FUM)]

FEWEST TAKEAWAYS

Season	Takeaways
13	2008 (6 INT / 7 FUM)
16	2020 (10 INT / 6 FUM)
17	2019 (10 INT / 7 FUM)
	2017 (10 INT / 7 FUM)
18	2011 (9 INT / 9 FUM)
	2010 (10 INT / 8 FUM)
19	2021 (13 INT / 6 FUM)
	1982 (12 INT / 7 FUM) (players' strike; nine-game season)
20	2004 (12 INT / 8 FUM)
	2003 (9 INT / 11 FUM)

MOST GIVEAWAYS

Season	Giveaways
65	1961 (45 INT / 20 FUM)
54	1962 (40 INT / 14 FUM)
52	1960 (35 INT / 17 FUM)
48	1975 (34 INT / 14 FUM)
47	1966 (30 INT / 17 FUM)
46	1965 (30 INT / 16 FUM)
43	1992 (29 INT / 14 FUM)
	1963 (28 INT / 15 FUM)
41	1983 (22 INT / 19 FUM)
	1979 (23 INT / 18 FUM)
	1970 (28 INT / 13 FUM)

* - NFL Record

Game

9	at Houston, 12/2/62 (8 INT / 1 FUM)
	vs. Buffalo, 11/19/61 (6 INT / 3 FUM)
8	vs. Buffalo, 9/19/65 (5 INT / 3 FUM)
	at Houston, 11/26/61 (6 INT / 2 FUM)
7	Seven times [last: vs. San Diego, 9/21/80 (6 INT / 1 FUM)]

FEWEST GIVEAWAYS

Season	Giveaways
16	2019 (10 INT / 6 FUM)
	2005 (7 INT / 9 FUM)
18	2021 (9 INT / 9 FUM)
20	2014 (15 INT / 5 FUM)
	1998 (14 INT / 6 FUM)
21	2018 (15 INT / 6 FUM)
	1997 (11 INT / 10 FUM)
23	2009 (13 INT / 10 FUM)
24	2022 (15 INT / 9 FUM)
	2003 (18 INT / 6 FUM)
25	2016 (11 INT / 14 FUM)
	2012 (11 INT / 14 FUM)
	2000 (12 INT / 13 FUM)
	1991 (12 INT / 13 FUM)

CONSECUTIVE GAMES WITH A TAKEAWAY

36	1982-84 (2nd game '82 through 12th game '84)
----	--

CONSECUTIVE GAMES WITHOUT A GIVEAWAY

4	2013-14 (15th game '13 through 2nd game '14)
	2005 (3rd through 6th)

BEST TAKEAWAY RATIO

Season	Ratio
+21	1984 (55 Takeaways / 34 Giveaways)
+20	2005 (36/16)
+19	2000 (44/25)
+13	1964 (53/40)
+12	1977 (39/27)
+11	1989 (43/32)
	1987 (47/36)
	1967 (41/30)
+10	2001 (37/27)
	1998 (30/20)
	1997 (31/21)
	1978 (44/34)

Game

+8	at Oakland, 10/16/77 (8 Takeaways / 0 Giveaways)
----	--

WORST TAKEAWAY RATIO

Season	Ratio
-25	1961 (40 Takeaways / 65 Giveaways)
-17	2017 (17/34)
	2008 (13/30)
	1982 (19/36)
-16	2020 (16/32)
	1975 (32/48)
	1966 (31/47)
-12	2011 (18/30)
	1992 (31/43)
	1972 (22/34)

Game

-9	vs. Buffalo, 11/19/61 (0 Takeaways / 9 Giveaways)
----	---

PENALTIES

MOST PENALTIES

Season	Penalties
132	1978
120	2014
117	2013
116	1997
	1979
115	2015
	1998
114	1999
113	2022
	2017

Game

15	vs. Kansas City, 11/27/16
	vs. Tampa Bay, 11/7/76
14	at Philadelphia, 11/5/17
	at Kansas City, 9/20/93
	vs. Oakland, 10/17/76
	at N.Y. Jets, 10/28/73
13	Eight times (last vs. Houston, 9/18/22)

TEAM RECORDS — PENALTIES / THIRD DOWNS / DEFENSE

MOST YARDS PENALIZED

Season	Yards
1,092	1978
1,063	2015
1,045	2014
1,023	1998
1,006	1997
	1979
1,000	2013
986	1976
985	2018
	2016

Game

160	vs. Tampa Bay, 11/7/76
151	at L.A. Chargers, 10/17/22
148	at Seattle, 10/14/01
146	at Kansas City, 12/16/01 (OT)
134	vs. Pittsburgh, 11/6/77
132	at N.Y. Giants, 9/15/13
	at Oakland, 10/17/76
130	vs. N.Y. Titans, 11/22/62
128	at Minnesota, 10/26/87
	at Seattle, 12/8/79

FEWEST PENALTIES

Season	Penalties
48	1967
54	1982 (players' strike; nine-game season)
	1960
60	1961
64	1962
65	1963
66	1966
67	2006
	1971
69	1965

Game

0	vs. Kansas City, 9/17/06 (OT)
	at Chicago, 12/18/93
	vs. Kansas City, 12/16/67
1	19 times (last: at New Orleans, 11/13/16)

FEWEST YARDS PENALIZED

Season	Yards
478	2006
501	1960
512	1967
516	1982 (players' strike; nine-game season)
548	1963
560	1961
594	1989
610	2007
613	1962
632	1974

Game

0	vs. Kansas City, 9/17/06 (OT)
	at Chicago, 12/18/93
	vs. Kansas City, 12/17/67
	at Boston, 9/21/62
5	vs. Kansas City, 12/7/08
	at Arizona, 12/17/06
	vs. Atlanta, 10/16/88
	at Kansas City, 10/27/85
	vs. Kansas City, 9/7/63
	vs. Boston, 11/11/62
	vs. Dallas, 10/30/60

THIRD DOWNS (SINCE 1972)

MOST THIRD DOWN ATTEMPTS

Season	Attempts
252	1985

MOST THIRD DOWN CONVERSIONS

Season	Conversions
112	1996

HIGHEST THIRD DOWN PERCENTAGE

Season	Percentage
.489	1996 (112-229)

TOTAL DEFENSE

FEWEST POINTS ALLOWED

Season	Points
148	1977
198	1978
206	1976
226	1989
	1982 (players' strike; nine-game season)
235	1991
241	1984
258	2005
262	1979
264	1970

Game (List of Denver Shutouts: 20)

Denver 26, N.Y. Jets 0, 9/26/21
Denver 16, Tennessee 0, 10/13/19
Denver 23, N.Y. Jets 0, 12/10/17
Denver 24, N.Y. Jets 0, 11/20/05
Denver 34, Carolina 0, 11/9/97
Denver 27, Oakland 0, 10/16/95
Denver 12, at Cleveland 0, 9/27/92
Denver 37, at Phoenix 0, 12/16/89
Denver 12, at San Diego 0, 10/2/88
Denver 24, San Diego 0, 12/27/87
Denver 34, Detroit 0, 11/1/87
Denver 21, Kansas City 0, 10/23/84
Denver 17, at Oakland 0, 10/4/81
Denver 7, San Diego 0, 10/7/79
Denver 10, Cincinnati 0, 9/2/79
Denver 7, St. Louis 0, 9/18/77
Denver, 17, at San Diego 0, 11/14/76
Denver 26, San Diego 0, 10/3/76
Denver 27, Cleveland 0, 10/24/71
Denver 13, San Diego 0, 11/2/69

FEWEST TOUCHDOWNS ALLOWED

Season	Touchdowns
18	1977
21	1978
22	1991
25	1989
	1982 (players' strike; nine-game season)
	1976
26	1984
27	1993
28	1970
29	2006

FEWEST FIELD GOALS ALLOWED

Season	Goals
8	1977
12	1976
13	1995
	1961
14	2005
	1998
	1997
	1987
	1965
15	1981
	1979
	1967
	1963

FEWEST TOTAL PLAYS ALLOWED

Season	Plays
616	1982 (players' strike; nine-game season)
825	1971
838	1970
847	1963
850	1965
871	1966
872	1973
876	1972
899	1961

TEAM DEFENSIVE RECORDS — TOTAL / RUSHING

Game

37	at Indianapolis, 12/21/03
40	at Jacksonville, 9/19/04 vs. San Diego, 11/16/03 vs. San Diego, 10/6/63
42	vs. Green Bay, 12/30/90 vs. San Diego, 11/30/75 (OT)
43	vs. N.Y. Jets, 11/20/05 vs. Indianapolis, 1/2/05
44	at Kansas City, 11/30/14 at Oakland, 9/24/00 at Boston, 9/24/65 vs. Boston, 9/29/63

FEWEST TOTAL YARDS ALLOWED

Season

3,169	1982 (935 rush/2,234 pass) (players' strike; nine-game season)
3,705	1970 (1,351/2,354)
3,734	1976 (1,709/2,025)
3,775	1977 (1,531/2,244)
3,819	1971 (1,834/1,985)
3,851	1972 (1,668/2,183)
4,006	1975 (1,974/2,032)
4,235	1973 (1,795/2,440)
4,297	1965 (1,337/2,960)
4,391	1974 (1,808/2,583)

Game

60	at Cleveland, 10/24/71 (24 rush/36 pass)
66	vs. Chicago, 12/5/71 (73/-7)
70	vs. San Diego, 11/2/69 (50/20)
92	vs. New England, 11/11/79 (58/34)
96	vs. San Diego, 11/16/03 (40/56)
100	vs. N.Y. Jets, 12/10/17 (59/41)
101	at Phoenix, 12/16/89 (22/79)
119	vs. Kansas City, 12/30/12 (93/26)
121	vs. Kansas City, 10/4/70 (88/33)

LOWEST AVERAGE YIELD PER PLAY

Season

4.05	1977 (931-3,775)
4.06	1976 (919-3,734)
4.38	1978 (1,016-4,448)
4.39	2015 (1,033-4,530)
	1972 (876-3,851)
4.42	1970 (838-3,705)
4.45	1975 (901-4,006)
4.51	1989 (977-4,407)
4.58	2012 (1,015-4,652)
4.62	1971 (825-3,819)

Game

1.12	vs. Chicago, 12/5/71 (59-66)
1.25	vs. San Diego, 11/2/69 (56-70)
1.30	at Cleveland, 10/24/71 (46-60)
1.61	vs. New England, 11/11/79 (57-92)
2.06	at Phoenix, 12/16/89 (49-101)
2.16	vs. Kansas City, 10/4/70 (56-121)
2.25	at San Diego, 11/14/76 (57-128)
2.27	vs. N.Y. Jets, 12/10/17 (44-100)

RUSHING DEFENSE

FEWEST RUSHES ALLOWED

Season

293	1982 (players' strike; nine-game season)
344	2005
	2000
345	1996
349	2014
356	1998
379	2003
	2002
381	1997

Game

8	vs. N.Y. Jets, 11/20/05
9	at New Orleans, 12/3/00 vs. Cleveland, 10/15/00 at New England, 11/17/96
10	at San Diego, 11/29/87 at San Diego, 10/12/86
11	at Jacksonville, 10/2/05 vs. Green Bay, 10/17/99 at N.Y. Jets, 12/3/67
12	at Indianapolis, 12/21/03 at Detroit, 12/25/99 vs. Kansas City, 10/27/96 at Phoenix, 12/16/89

FEWEST RUSHING YARDS ALLOWED

Season

935	1982 (players' strike; nine-game season)
1,276	2014
1,287	1998
1,331	1996
1,337	2015
	1965
1,351	1970
1,363	2005
1,418	1993
1,430	2017

Game

0	at Kansas City, 12/19/65
12	at Jacksonville, 10/2/05
16	vs. Kansas City, 12/9/07
17	at New England, 11/17/96
18	vs. Pittsburgh, 9/27/70
19	vs. N.Y. Jets, 11/20/05
20	at San Diego, 10/2/88
21	at New Orleans, 12/3/00 vs. Green Bay, 10/17/99 vs. Oakland, 10/16/95

LOWEST AVERAGE YIELD PER RUSH

Season

3.19	1982 (293-935) (players' strike; nine-game season)
3.26	1977 (470-1,531)
3.28	2015 (408-1,337)
3.30	1970 (409-1,351)
3.34	2017 (428-1,430)
3.37	1979 (502-1,693)
3.45	1976 (496-1,709)
3.48	1965 (384-1,337)
3.57	1993 (397-1,418)
3.60	1978 (549-1,979)

Game (min. 10 rushes)

0.00	at Kansas City, 12/19/65 (20-0)
0.64	vs. Pittsburgh, 9/27/70 (28-18)
0.94	vs. Kansas City, 12/9/07 (17-16)
1.09	at Jacksonville, 10/2/05 (11-12)
1.17	vs. Oakland, 12/13/15 (23-27)
1.21	at N.Y. Giants, 9/15/13 (19-23)
1.29	at Miami, 12/21/98 (28-36)
1.35	at Pittsburgh, 12/20/15 (17-23)
1.47	at Detroit, 9/27/15 (19-28) vs. Cincinnati, 12/14/69 (19-28)

FEWEST RUSHING TOUCHDOWNS ALLOWED

Season

5	2012
	1996
	1977
6	1993
7	1970
8	1998
	1991
	1982 (players' strike; nine-game season)

TEAM DEFENSIVE RECORDS — PASSING

PASSING DEFENSE

FEWEST PASS ATTEMPTS ALLOWED

Season	Year	Notes
307	1982	(players' strike; nine-game season)
348	1975	
356	1971	
379	1970	
387	1973	
	1960	
391	1976	
396	1966	
397	1972	
408	1963	

Game

10	at Kansas City, 9/24/78 (OT)
12	vs. Oakland, 11/23/08
	at Oakland, 10/19/97
	at Kansas City, 10/18/81
13	at Minnesota, 11/4/90
14	at Cincinnati, 10/22/00
	vs. N.Y. Giants, 11/15/92
	vs. Oakland, 10/30/77
	at New England, 11/28/76
	at Kansas City, 11/27/69
	at Houston, 11/20/60

FEWEST COMPLETIONS ALLOWED

Season	Year	Notes
150	1971	
172	1982	(players' strike; nine-game season)
181	1975	
189	1960	
191	1970	
192	1966	
194	1961	
202	1973, 1965, 1962	

Game

2	at Cincinnati, 10/22/00
	at Chicago, 12/12/76
5	at Green Bay, 9/26/71
	vs. Dallas, 10/8/61
6	Six times (last: at Tennessee, 12/11/16)
7	15 times (last: vs. Kansas City, 12/30/12)

LOWEST COMPLETION PCT. ALLOWED

Season	Year	Completion Pct.
.421	1971	(150-356)
.448	1961	(194-433)
.459	1965	(202-440)
.466	1967	(214-459)
.478	1962	(202-423)
.485	1966	(192-396)
.488	1960	(189-387)
.489	1964	(215-440)
.500	1963	(204-408)
.504	1970	(191-379)

Game (min. 10 attempts)

.118	at Chicago, 12/12/76 (2-17)
.143	at Cincinnati, 10/22/00 (2-14)
.226	vs. Chicago, 12/5/71 (7-31)
.259	at Cleveland, 10/24/71 (7-27)
.263	at Green Bay (at Milwaukee), 9/26/71 (5-19)
.281	vs. Seattle, 10/20/85 (9-32) (OT)
.286	at Tennessee, 12/11/16 (6-21)
	vs. Buffalo, 12/13/64 (6-21)
.289	vs. N.Y. Jets, 11/15/64 (11-38)
.292	vs. L.A. Raiders, 9/6/92 (7-24)
.294	vs. Dallas, 10/8/61 (5-17)

FEWEST PASSING YARDS ALLOWED (NET YARDS)

Season	Year	Notes
1,985	1971	
2,025	1976	
2,032	1975	
2,183	1972	
2,234	1982	(players' strike; nine-game season)
2,244	1977	
2,354	1970	
2,440	1973	
2,470	1978	
2,515	1966	

FEWEST PASSING YARDS ALLOWED (NET YARDS), CONT.

Game

-7	vs. Chicago, 12/5/71
14	at Cincinnati, 10/22/00
18	at Kansas City, 12/6/70
20	vs. San Diego, 11/2/69
26	vs. Kansas City, 12/30/12
33	vs. Kansas City, 10/4/70
34	vs. New England, 11/11/79
36	at Cleveland, 10/24/71
39	vs. N.Y. Giants, 11/15/92
	vs. Dallas, 10/8/61

FEWEST TOUCHDOWN PASSES ALLOWED

Season

8	1976
9	1978
11	1979
	1977
12	1991
13	2016
	2006
	1989
	1981
14	1982 (players' strike; nine-game season)
	1975
	1974

MOST OPPONENT PASSES INTERCEPTED

Season

32	1964
31	1984, 1978
28	1987, 1967
27	2000, 1983, 1962, 1960
26	1961

Game

7	at Detroit, 10/7/84
	at Oakland, 10/16/77
6	vs. Boston, 9/3/67
	at Houston, 11/14/65
	vs. N.Y. Jets, 11/15/64
	at Buffalo, 9/18/60
5	10 times (last: vs. New England, 10/28/01)

HIGHEST PCT. OF OPPONENT PASSES INTERCEPTED

Season

.073	1964 (32-440)
.071	1978 (31-438)
.070	1960 (27-387)
.064	1962 (27-423)
.061	1987 (28-456)
.061	1976 (24-391)
.061	1967 (28-459)
.060	1961 (26-433)
.059	1977 (25-426)
.057	1965 (25-440)

MOST YARDS ON INTERCEPTION RETURNS

Season

510	1984
491	1977
483	1962
465	1965
459	1964
452	1976
439	1998
417	1960
413	1967
403	1987

Game

162	vs. Baltimore, 11/27/77
133	at Buffalo, 9/18/60
128	at N.Y. Jets, 12/3/67
126	vs. Dallas, 9/17/17
	at Oakland, 11/13/05
123	at Oakland, 9/20/98
117	vs. Oakland, 10/5/62
111	vs. San Diego, 12/27/87
	at Detroit, 10/7/84
110	vs. Kansas City, 10/9/77

TEAM DEFENSIVE RECORDS — PASSING / SPECIAL TEAMS

MOST INTERCEPTIONS RETURNED FOR TOUCHDOWN

Season	5	2012, 2000, 1997
Game	2	at Arizona, 10/18/18 vs. Kansas City, 9/10/89 vs. Tampa Bay, 11/7/76 vs. Oakland, 10/5/62

MOST SACKS

Season	57	1984
	52	2015 2012 1991
	50	1999 1992 1970
	49	1986
	47	Three times (last: 1998)

Game

10	at Cincinnati, 10/19/69
9	vs. N.Y. Jets, 9/1/96 vs. Chicago, 12/5/71 vs. Buffalo, 11/19/61
8	vs. Seattle, 12/20/92 vs. Seattle, 11/26/89 vs. N.Y. Jets, 11/15/64 vs. Oakland, 11/29/64
7	14 times (last: vs. Tennessee, 10/13/19)

MOST YARDS ON SACKS

Season	459	1986
	456	1970
	447	1964
	435	1971
	430	1984
	378	1985
	374	1989
	364	2012
	363	1969
	357	1972

Game

95	vs. N.Y. Jets, 11/15/64
86	vs. Seattle, 11/26/89
76	vs. Kansas City, 10/4/70
75	vs. New England, 12/17/72
73	at Cincinnati, 10/19/69
72	at Seattle, 12/21/80 at Houston, 10/14/73
71	vs. Jacksonville, 10/25/98
70	vs. Chicago, 12/5/71 vs. Atlanta, 10/18/70

LOWEST AVERAGE YIELD PER PASS ATTEMPT

Season	5.79	1976 (391-2,265)
	5.80	2016 (552-3,200)
	6.00	1977 (426-2,556)
	6.02	2014 (641-3,859) 1997 (526-3,166)
	6.03	1996 (566-3,413)
	6.16	2003 (495-3,049)
	6.18	2015 (573-3,544)
	6.19	1978 (438-2,712)
	6.25	2005 (613-3,833)

LOWEST AVERAGE YIELD PER COMPLETION

Season	9.67	2014 (399-3,859)
	9.74	2022 (392-3,819)
	9.97	2002 (360-3,588)
	10.30	2015 (344-3,544)
	10.46	2016 (306-3,200)
	10.58	1976 (214-2,265)
	10.81	2009 (298-3,222)
	10.88	1977 (235-2,556)
	10.92	1997 (290-3,166)
	10.93	2020 (374-4,089)

SAFETIES

MOST SAFETIES OF OPPONENT

Season	3	1990
	2	2012 1999 1986 1982 1970 1967

Game

2	at Seattle, 1/2/83
1	34 times (last: vs. San Francisco, 9/25/22)

PUNTING

LOWEST OPPONENT PUNTING AVERAGE

Season	37.3	1976 (91-3,391)
	39.0	1960 (67-2,611)
	39.4	1982 (42-1,653)
	39.9	1978 (88-3,510)
	40.5	1961 (77-3,120)
	40.7	1977 (95-3,868)
	40.9	2002 (77-3,153)
	41.0	1989 (84-3,440)
	41.1	1985 (94-3,868)
	41.4	1990 (62-2,565)
	41.4	1964 (59-2,441)

Game (min. 4 punts)

24.6	at Dallas, 12/10/61 (5-123)
25.0	at Kansas City, 10/27/85 (5-125)
26.0	vs. Oakland, 11/22/99 (7-182) (OT)
27.3	at Cleveland, 10/1/89 (6-164)
30.0	at Kansas City, 10/20/02 (5-150) (OT) vs. Buffalo, 11/27/60 (6-180)
30.3	at Minnesota, 9/11/78 (6-182) (OT)
30.4	at Houston, 10/26/69 (5-152)
31.0	at Kansas City, 12/18/83 (5-155)
31.4	vs. Houston, 11/6/60 (5-157)

PUNT RETURNS

LOWEST OPPONENT PUNT RETURN AVERAGE

Season	4.81	1978 (47-226)
	5.48	1995 (25-137)
	6.07	1991 (28-170)
	6.13	1968 (46-282)
	6.15	2012 (33-203)
	6.41	2021 (24-154)
	6.80	2016 (40-271)
	6.86	2015 (36-247)
	6.87	2006 (39-268)
	7.03	1969 (35-246)

FEWEST OPPONENT PUNTS RETURNED FOR TOUCHDOWN

Season	0	39 times (last: 2022)
---------------	---	-----------------------

TEAM SPECIAL TEAMS RECORDS / FIRST DOWNS / PENALTIES

KICKOFF RETURNS

LOWEST OPPONENT KICKOFF RETURN AVERAGE

Season	Record
17.14	1961 (42-720)
17.44	1989 (72-1,256)
17.68	1991 (62-1,096)
17.76	1993 (63-1,119)
17.91	1983 (46-824)
19.12	1990 (69-1,319)
19.15	1987 (61-1,168)
19.54	1992 (13-254)
19.90	1988 (52-1,035)
19.94	1994 (70-1,396)

FEWEST OPPONENT KICKOFFS RETURNED FOR TOUCHDOWN

Season	Count
0	41 times (last: 2022)

FIRST DOWNS

FEWEST OPPONENT FIRST DOWNS

Season	Record
176	1982 (players' strike; nine-game season)
199	1970
206	1971
217	1977
222	1976
233	1961
234	1962
235	2004
239	1973
241	2003

Game

- 3 vs. San Diego, 11/30/75 (OT)
- 5 vs. San Diego, 11/16/03
vs. Green Bay, 10/17/99
at Chicago, 12/12/76
- 6 vs. N.Y. Jets, 12/10/17
at Cleveland, 10/24/71
vs. Oakland, 11/20/66

FEWEST OPPONENT RUSHING FIRST DOWNS

Season	Record
53	1982 (players' strike; nine-game season)
60	2014
67	1996
	1970
68	2017
73	2012
77	2003
	1977
80	2000
	1998

Game

- 0 vs. Tennessee, 10/13/19
vs. L.A. Chargers, 10/6/19
at Oakland, 11/9/14
vs. Carolina, 11/9/97
vs. Kansas City, 10/27/96
vs. Oakland, 10/16/95
- 1 31 times (last: vs. N.Y. Jets, 9/26/21)

FEWEST OPPONENT PASSING FIRST DOWNS

Season	Record
91	1971
104	1982 (players' strike; nine-game season)
	1976
106	1975
118	1970
120	1978
121	1973
122	1966

Game

- 1 vs. N.Y. Jets, 12/10/17
at Chicago, 12/12/76
vs. San Diego, 11/30/75 (OT)
- 2 vs. Kansas City, 12/30/12
vs. San Diego, 11/16/03
at Cincinnati, 10/22/00
vs. Dallas, 10/8/61

FEWEST OPPONENT FIRST DOWNS BY PENALTY

Season	Record
11	2006
12	1968
13	1993
14	1991, 1989, 1970
15	1990, 1988, 1984, 1962

PENALTIES

MOST OPPONENT PENALTIES

Season	Record
139	2005
138	1983
137	2003
134	1994
130	1997
128	1993
127	1986
123	2018
	2012
121	2019
120	2004

Game

- 20 vs. Oakland, 12/15/96
- 16 vs. Baltimore, 12/11/83
vs. Chicago, 10/16/78
at Oakland, 11/6/11
- 15 vs. Oakland, 9/12/11
at Jacksonville, 10/2/05
vs. Houston, 10/6/85
- 14 Eight times (last: vs. Las Vegas 1/3/21)

MOST OPPONENT PENALTY YARDS

Season	Record
1,118	1997
1,097	1983
1,062	2004
1,041	2019
1,034	1986
1,033	1979
1,031	2003
	1994
1,019	1993
1,016	1999
1,006	2018

Game

- 188 vs. Houston, 10/6/85
- 157 vs. Oakland, 12/15/96
- 147 vs. Chicago, 10/16/78
- 145 at Seattle, 12/8/79
- 140 at Houston, 10/26/69
- 137 at Kansas City, 11/16/98
- 134 at Seattle, 9/7/97
- 132 vs. Chicago, 9/30/73
- 131 vs. Oakland, 9/12/11
- 130 at Oakland, 11/6/11

THIRD DOWNS (SINCE 1972)

FEWEST OPPONENT THIRD DOWN ATTEMPTS

Season	Record
132	1982 (players' strike; nine-game season)
183	1987

FEWEST OPPONENT THIRD DOWN CONVERSIONS

Season	Record
48	1982 (players' strike; nine-game season)
61	2003

LOWEST OPPONENT THIRD DOWN PERCENTAGE

Season	Record
.295	2003 (61-207)

OPPONENT INDIVIDUAL RECORDS

INDIVIDUAL TOTAL OFFENSE

MOST TEAMS TOTAL OFFENSE

(COMBINED PASSING AND RUSHING YARDS)

513	Tony Romo, at Dallas, 10/6/13 (506/7)
480	Ben Roethlisberger, vs. Pittsburgh, 11/25/18 (462/18)
472	Matt Cassel, vs. Kansas City, 11/14/10 (469/3)
454	Aaron Brooks, at New Orleans, 12/3/00 (441/13)
448	Len Dawson, at Kansas City, 11/1/64 (435/13)
444	Aaron Rodgers, at Green Bay, 10/2/11 (408/36)
442	Ben Roethlisberger, at Pittsburgh, 11/5/06 (433/9)
	Kurt Warner, at St. Louis, 9/4/00 (441/1)
428	Dave Krieg, vs. Seattle, 11/20/83 (420/8)
421	Drew Brees, vs. New Orleans, 9/21/08 (421/0)
419	Cotton Davidson, at Oakland, 10/25/64 (419/0)

RUSHING

MOST CARRIES

37	LaDainian Tomlinson, at San Diego, 12/1/02 (OT)
36	Earl Campbell, vs. Houston, 11/2/80
35	Corey Dillon, at Cincinnati, 11/1/98
34	Larry Johnson, at Kansas City, 11/23/06
33	Justin Fargas, at Oakland, 12/2/07
	Shaun Alexander, at Seattle, 10/14/01
	Jerome Bettis, at L.A. Rams, 11/6/94
32	Jamal Lewis, at Baltimore, 10/26/03
31	Derrick Henry, vs. Tennessee, 9/14/20
	Frank Gore, vs. San Francisco, 12/31/06 (OT)
	Dominic Rhodes, at Indianapolis, 1/6/02
	Curtis Martin, vs. N.Y. Jets, 10/3/99
	Mark van Eeghen, vs. Oakland, 10/30/77

MOST RUSHING YARDS

278	Corey Dillon, at Cincinnati, 10/22/00
259	Jamaal Charles, vs. Kansas City, 1/3/10
227	Napoleon Kaufman, at Oakland, 10/19/97
225	Leonard Fournette, vs. Jacksonville, 9/29/19
220	LaDainian Tomlinson, at San Diego, 12/1/02 (OT)
219	Isaiah Crowell, at N.Y. Jets, 10/7/18
218	Ahman Green, at Green Bay, 12/28/03
208	Todd Gurley, vs. L.A. Rams, 10/14/18
198	Larry Johnson, at Kansas City, 9/28/08
192	Curt Warner, at Seattle, 12/20/86

HIGHEST AVERAGE GAIN PER RUSH (MIN. 8 ATT.)

14.70	Michael Turner, vs. San Diego, 10/7/07 (10-147)
14.60	Isaiah Crowell, at N.Y. Jets, 10/7/18 (15-219)
12.64	Corey Dillon, at Cincinnati, 10/22/00 (22-278)
12.58	Abner Haynes, at Miami, 9/17/67 (12-151)
12.50	Booker Russell, vs. Oakland, 11/25/79 (8-100)
11.58	Ed Podolak, at Kansas City, 12/6/70 (12-139)
11.00	Dick Post, at San Diego, 10/20/68 (11-121)
10.90	Ahman Green, at Green Bay, 12/28/03 (20-218)
10.76	Paul Lowe, at San Diego, 12/22/63 (17-183)
10.73	Billy Cannon, vs. Houston, 11/5/61 (11-118)

LONGEST SCORING RUN

98	Ahman Green, at Green Bay, 12/28/03
85	Jeremy Hill, at Cincinnati, 12/22/14
83	Napoleon Kaufman, at Oakland, 10/19/97
82	Joe Delaney, at Kansas City, 10/8/81
79	Ki-Jana Carter, vs. Cincinnati, 9/21/97
77	Isaiah Crowell, at N.Y. Jets, 10/7/18
	Peter Warrick, at Cincinnati, 10/22/00
74	Michael Turner, vs. San Diego, 10/7/07
	Rodney Thomas, at Houston, 11/26/95
72	Walter Payton, at Chicago, 9/9/84

LONGEST NON-SCORING RUN

81	Leonard Fournette, vs. Jacksonville, 9/29/19
76	LaDainian Tomlinson, at San Diego, 12/1/02
	Walter Payton, Chicago, 10/16/78
	Willmer Fowler, Buffalo, 11/27/60
72	Darren Nelson, at Minnesota, 10/26/87
	Booker Russell, Oakland, 11/25/79
65	Larry Johnson, at Kansas City, 9/28/08
	Pete Johnson, at Cincinnati, 10/23/77
61	Chris Chambers, at Miami, 9/11/05

MOST RUSHING TOUCHDOWNS

4	Curt Warner, at Seattle, 12/11/88
	Eric Dickerson, at Indianapolis, 10/31/88
	Chuck Muncie, at San Diego, 11/29/81

PASSING

MOST PASSES ATTEMPTED

62	Joe Flacco, vs. Baltimore, 9/5/13
60	Aaron Brooks, at New Orleans, 11/21/04
	Joe Namath, at N.Y. Jets, 12/3/67
57	Justin Herbert, at L.A. Chargers, 10/17/22 (OT)
	Kyle Orton, vs. Buffalo, 12/7/14
56	Ben Roethlisberger, vs. Pittsburgh, 11/25/18
	Drew Bledsoe, at New England, 10/8/95
55	Ben Roethlisberger, at Pittsburgh, 12/20/15
	Tom Brady, at New England, 9/24/06
54	Ben Roethlisberger, at Pittsburgh, 11/5/06
	Joe Montana, vs. Kansas City, 10/17/94
	George Blanda, vs. Houston, 10/17/65

MOST PASSES COMPLETED

41	Ben Roethlisberger, vs. Pittsburgh, 11/25/18
40	Ben Roethlisberger, at Pittsburgh, 12/20/15
39	Drew Brees, vs. New Orleans, 9/21/08
38	Kyle Orton, vs. Buffalo, 12/7/14
	Ben Roethlisberger, at Pittsburgh, 11/5/06
37	Justin Herbert, at L.A. Chargers, 10/17/22 (OT)
35	Andrew Luck, vs. Indianapolis, 9/7/14
	Rich Gannon, vs. Oakland, 12/30/01
34	Tom Brady, at New England, 11/24/13
	Joe Flacco, vs. Baltimore, 9/5/13
	Aaron Brooks, at New Orleans, 11/21/04
	Trent Green, vs. Kansas City, 12/7/03

MOST YARDS PASSING

506	Tony Romo, at Dallas, 10/6/13
469	Matt Cassel, vs. Kansas City, 11/14/10
462	Ben Roethlisberger, vs. Pittsburgh, 11/25/18
441	Aaron Brooks, at New Orleans, 12/3/00
	Kurt Warner, at St. Louis, 9/4/00
435	Len Dawson, at Kansas City, 11/1/64
433	Ben Roethlisberger, at Pittsburgh, 11/5/06
427	Cotton Davidson, at Oakland, 10/25/64
421	Drew Brees, vs. New Orleans, 9/21/08
418	Dave Krieg, vs. Seattle, 11/20/83

HIGHEST COMPLETION PERCENTAGE (MIN. 10 ATTEMPTS)

.909	Patrick Mahomes, vs. Kansas City, 10/17/19 (10-11)
	JaMarcus Russell, vs. Oakland, 11/23/08 (10-11)
.906	Derek Carr, vs. Oakland, 9/16/18 (29-32)
.900	Pat Ryan, at N.Y. Jets, 10/20/86 (9-10)
.895	Rich Gannon, vs. Oakland, 11/11/02 (34-38)
.870	Bobby Hebert, at New Orleans, 11/20/88 (20-23)
.864	Dave Krieg, at Seattle, 12/11/88 (19-22)
.857	Baker Mayfield, at L.A. Rams, 12/25/22 (24-28)
.852	Jim Everett, vs. New Orleans, 12/24/94 (23-27)
.846	Derek Carr, at Oakland, 9/9/19 (22-26)

MOST TOUCHDOWN PASSES

6	Len Dawson, at Kansas City, 11/1/64
5	Tony Romo, at Dallas, 10/6/13
	John Hadl, vs. San Diego, 12/1/68
	George Blanda, vs. Houston, 10/2/66
	Cotton Davidson, at Oakland, 10/25/64
	Tom Flores, at Oakland, 12/15/63
	Johnny Green, vs. N.Y. Jets, 11/22/62

MOST PASSES HAD INTERCEPTED

7	Ken Stabler, at Oakland, 10/16/77
6	Babe Parilli, vs. Boston, 9/3/67
	George Blanda, at Houston, 11/14/65
5	Craig Whelihan, at San Diego, 11/29/98
	Wade Wilson, at Minnesota, 10/26/87
	Joe Namath, at N.Y. Jets, 10/13/68
	George Blanda, vs. Houston, 10/17/65
	Babe Parilli, at Boston, 11/20/64
	George Blanda, at Houston, 12/2/62
	Tommy O'Connell, at Buffalo, 9/18/60

OPPONENT INDIVIDUAL RECORDS

LONGEST SCORING PASS PLAY

97	Ben Roethlisberger to JuJu Smith-Schuster vs. Pittsburgh, 11/25/18
92	Len Dawson to Tom Brooker, vs. Dallas, 11/18/62 Jack Lee to Bill Groman, at Houston, 11/20/60
91	Donovan McNabb to Terrell Owens, vs. Philadelphia, 10/30/05 Jack Kemp to Keith Lincoln, vs. San Diego, 11/12/61
86	Steve Bartkowski to William Andrews, vs. Atlanta, 12/5/82 Pete Beathard to Jerry Livias, vs. Houston, 11/16/69
85	Nick Mullens to George Kittle at San Francisco, 12/9/18 Tobin Rote to Lance Alworth, vs. San Diego, 10/6/63
84	Ben Roethlisberger to Chase Claypool, vs. Pittsburgh, 9/20/20

LONGEST NON-SCORING PASS PLAY

90	Bubby Brister to Dwight Stone, vs. Pittsburgh, 10/14/90
84	Andy Dalton to Jerome Simpson vs. Cincinnati, 9/18/11
77	Tom Flores to Art Powell, vs. Oakland, 11/29/64
76	Warren Rabb to Cookie Gilchrist, vs. Buffalo, 10/28/62
75	George Blanda to Bill Groman, vs. Houston, 11/6/60

RECEIVING

MOST RECEPTIONS

16	Antonio Brown, at Pittsburgh, 12/20/15
15	Austin Ekeler, at L.A. Chargers, 10/6/19
14	Justin Blackmon, vs. Jacksonville, 10/13/13 Marshall Faulk, vs. St. Louis, 9/8/02
13	JuJu Smith-Schuster, vs. Pittsburgh, 11/25/18 Wes Welker, at New England, 10/7/12 Dwayne Bowe, vs. Kansas City, 11/14/10 Andre Reed, at Buffalo, 9/18/89

MOST RECEIVING YARDS

213	Curtis McClinton, at Kansas City, 12/19/65
211	Lance Alworth, at San Diego, 9/11/65
210	George Kittle, at San Francisco, 12/9/18
206	Stephone Paige, vs. Kansas City, 9/17/90 James Lofton, vs. Green Bay, 10/15/84
200	Torrance Small, vs. New Orleans, 12/24/94
198	Warren Wells, at Oakland, 10/11/70
191	Steve Largent, vs. Seattle, 11/25/84 George Sauer, at N.Y. Jets, 10/13/68
190	Justin Blackmon, vs. Jacksonville, 10/13/13
189	JuJu Smith-Schuster, vs. Pittsburgh, 11/25/18 Antonio Brown, at Pittsburgh, 12/20/15

MOST RECEIVING TOUCHDOWNS

4	Lance Alworth, vs. San Diego, 12/1/68
3	15 times (last: D. Clark at Indianapolis, 12/13/09)

PUNTING

MOST PUNTS

12	Rick Tuten, at Seattle, 11/28/93
11	Dave Zastudil, vs. Arizona, 10/5/14 Adam Podlesh, vs. Chicago, 12/11/11 Bob Parsons, at Chicago, 12/12/76 Dennis Partee, vs. San Diego, 11/30/75
10	10 times (last: M. King vs. Oakland, 12/13/15)

HIGHEST PUNTING AVERAGE (MIN. 4 PUNTS)

63.00	Andy Lee, vs. Carolina, 9/8/16 (4-252)
59.00	Michael Dickson, vs. Seattle, 9/9/18 (6-354) Shane Lechler, vs. Oakland, 12/24/05 (5-295)
58.17	Shane Lechler, vs. Oakland, 9/12/11 (6-349)
57.60	Ray Guy, vs. Oakland, 9/6/81 (5-288)
57.40	Pat O'Donnell, vs. Chicago, 9/15/19 (5-287) Steve O'Neal, N.Y. Jets, 9/21/69 (5-287)

LONGEST PUNT

*98	Steve O'Neal, vs. N.Y. Jets, 9/21/69
90	Rodney Williams, vs. N.Y. Giants, 9/10/01
87	Bob Scarpitto, vs. Boston, 9/29/68
80	Jim Miller, vs. San Francisco, 9/19/82
77	Dustin Colquitt, vs. Kansas City, 12/31/17 Shane Lechler, vs. Oakland, 9/12/11
76	Tommy Townsend, vs. Kansas City, 12/11/22 Andy Lee, vs. Carolina, 9/8/16
75	Pat O'Donnell, vs. Chicago, 9/15/19 * - NFL Record

PUNT RETURNS

MOST PUNT RETURNS

9	Rodger Bird, at Oakland, 9/10/67
7	Eric Metcalf, vs. Washington, 11/18/01 Tamarick Vanover, vs. Kansas City, 12/5/99 Larry Anderson, at Baltimore, 9/11/83 Greg Pruitt, at L.A. Raiders, 12/26/82
6	10 times (last: N. Miller vs. Oakland, 10/24/10)

MOST YARDS ON PUNT RETURNS

143	Rodger Bird, at Oakland, 9/10/67
139	Tamarick Vanover, vs. Kansas City, 12/5/99
137	Dick Christy, at N.Y. Jets, 9/24/61
135	Leodis McKelvin, at Buffalo, 12/24/11
129	Darrien Gordon, at Oakland, 10/10/99
127	Neal Colzie, vs. Oakland, 11/2/75
123	Jitter Fields, at Kansas City, 10/18/87
122	Speedy Duncan, vs. San Diego, 10/22/67
106	Dwayne Harris, at Oakland, 12/24/18 Tom Casanova, at Cincinnati, 10/8/72

MOST PUNTS RETURNED FOR TOUCHDOWN

2	Dick Christy, at N.Y. Jets, 9/24/61
---	-------------------------------------

LONGEST SCORING PUNT RETURN

99	Dwayne Harris, at Oakland, 12/24/18
93	Dante Hall, at Kansas City, 10/5/03
89	Johnnie Lee Higgins, vs. Oakland, 11/23/08
88	Joey Galloway, at Seattle, 9/8/96
86	Az-Zahir Hakim, at St. Louis, 9/4/00
85	Jitter Fields, at Kansas City, 10/18/87
84	Julian Edelman, at New England, 11/2/14
83	Eric Metcalf, at San Diego, 11/30/97
82	Bobby Jancik, at Houston, 12/20/64

LONGEST NON-SCORING PUNT RETURN

78	Darrien Gordon, at Oakland, 10/10/99
72	Greg Pruitt, at Cleveland, 10/27/74
68	Desmond King, at L.A. Chargers, 10/6/19
64	Jamal Agnew, vs. Detroit, 12/22/19 Neal Colzie, vs. Oakland, 11/2/75 Emmitt Thomas, at Kansas City, 10/8/66
63	Golden Tate, vs. Seattle, 9/19/10
62	Antoine Cason, vs. San Diego, 1/2/11 Dick Christy, vs. N.Y. Titans, 10/22/61
60	Ed Podolak, vs. Kansas City, 10/4/70

KICKOFF RETURNS

MOST KICKOFF RETURNS

8	Jason McAddley, at Tennessee, 12/25/04 Tony Horne, at St. Louis, 9/4/00
7	10 times (last: D. Sproles, at San Diego, 10/19/09)

MOST YARDS ON KICKOFF RETURNS

215	Travis Minor, vs. Miami, 10/13/02
212	Tremain Mack, at Cincinnati, 11/1/98
209	Leon Washington, vs. Tennessee, 12/8/13
206	Reggie Barlow, vs. Jacksonville, 10/25/98
199	Tamarick Vanover, at Kansas City, 11/16/97
192	Darren Sproles, vs. San Diego, 9/14/08
188	Brian Mitchell, vs. Washington, 9/7/95
187	Marc Mariani, at Tennessee, 10/3/10
175	Andre Coleman, vs. San Diego, 11/19/95
173	MarTay Jenkins, at Arizona, 9/23/01

MOST KICKOFFS RETURNED FOR TOUCHDOWN

1	24 times (last: A. Roberts, at LAC, 1/2/22)
---	---

OPPONENT INDIVIDUAL RECORDS

LONGEST SCORING KICKOFF RETURN

108	Knile Davis, at Kansas City, 12/1/13
106	Noland Smith, vs. Kansas City, 12/17/67
103	Dion Lewis, vs. New England, 11/12/17
	Darren Sproles, vs. San Diego, 9/14/08
102	Jamal Agnew, at Jacksonville, 9/19/21
	Byron Pringle, vs. Kansas City, 10/25/20
101	Andre Roberts, at L.A. Chargers, 1/2/22
100	Darrick Vaughn, vs. Atlanta, 9/10/00
99	Dave Grayson, vs. Kansas City, 9/7/63
98	Marc Mariani, at Tennessee, 10/3/10
97	Dante Hall, at Kansas City, 12/19/04
	Tamarick Vanover, vs. Kansas City, 10/27/96

LONGEST NON-SCORING KICKOFF RETURN

95	Leon Washington, vs. Tennessee, 12/8/13
91	Reggie Barlow, vs. Jacksonville, 10/25/98
87	B.J. Sams, vs. Baltimore, 12/11/05
80	Adam Jones, at Cincinnati, 12/22/14
	Dave Grayson, vs. Kansas City, 10/11/64
77	Tamarick Vanover, at Kansas City, 11/16/97
74	Reggie Jones, vs. San Diego, 11/11/01
70	Ron Smith, at San Diego, 12/9/73
68	Derrick Cullors, vs. New England, 9/7/98
	Robert Brooks, at Green Bay, 10/10/93
	Anthony Hancock, vs. Kansas City, 12/19/82

INTERCEPTIONS

MOST INTERCEPTIONS

3	Mark Kelso, at Buffalo, 12/12/92
	Ross Bruppacher, at Chicago, 12/12/76
	Charlie Phillips, at Oakland, 12/8/75
	Chris Fletcher, vs. San Diego, 11/30/75 (OT)
	Joe Beauchamp, at San Diego, 9/24/72
	Ken Ellis, at Green Bay, 9/26/71
	Johnny Robinson, at Kansas City, 12/6/70
	Charley Warner, vs. Buffalo, 9/19/65
	Bobby Ply, at Dallas, 12/9/62
	Jim Norton, at Houston, 12/2/62

MOST YARDS ON INTERCEPTION RETURNS

134	Terry McDaniel, at L.A. Raiders, 11/22/92
105	Derrick Johnson, vs. Kansas City, 1/3/10
104	Marcus Maye, at N.Y. Jets, 10/7/18
103	Vencie Glenn, at San Diego, 11/29/87
101	Dre Kirkpatrick, vs. Cincinnati, 11/19/17
100	Cobie Durant, at L.A. Rams, 12/25/22
	Chris Houston, vs. Detroit, 10/30/11
99	Stanley Richard, vs. San Diego, 9/4/94
	Bobby Hunt, at Kansas City, 12/8/63
98	Rod Woodson, vs. Oakland, 11/11/02

LONGEST SCORING INTERCEPTION RETURN

103	Vencie Glenn, at San Diego, 11/29/87
100	Chris Houston, vs. Detroit, 10/30/11
99	Stanley Richard, vs. San Diego, 9/4/94
98	Rod Woodson, vs. Oakland, 11/11/02
94	Eric Turner, at Oakland, 9/20/98
86	Greg Townsend, at L.A. Raiders, 12/4/88
85	Cobie Durant, at L.A. Rams, 12/25/22
80	Quentin Jammer, at San Diego, 10/15/12
	Coy Bacon, vs. San Diego, 11/11/73
78	George Martin, at N.Y. Giants, 11/23/86

LONGEST NON-SCORING INTERCEPTION RETURN

104	Marcus Maye, at N.Y. Jets, 10/7/18
101	Dre Kirkpatrick, vs. Cincinnati, 11/19/17
97	Julius Peppers, vs. Carolina, 10/10/04
87	Ron Hall, vs. Boston, 9/18/66
69	Robert Blackmon, at Seattle, 11/30/92
	Doug Hart, at Green Bay, 9/26/71
67	Terry McDaniel, at L.A. Raiders, 11/22/92 (1)
	Terry McDaniel, at L.A. Raiders, 11/22/92 (2)
66	Ken Riley, at Cincinnati, 10/19/69
	Bobby Hunt, at Kansas City, 12/8/63

SCORING

MOST TOUCHDOWNS

4	Darren McFadden, vs. Oakland, 10/24/10
	LaDainian Tomlinson, vs. San Diego, 11/19/06
	Curt Warner, at Seattle, 12/11/88
	Eric Dickerson, at Indianapolis, 10/31/88
	Chuck Muncie, at San Diego, 11/29/81
	Lance Alworth, vs. San Diego, 12/1/68
	Bert Coan, vs. Kansas City, 10/23/66
	Frank Jackson, at Dallas, 12/10/61
3	31 times (last: C. Akers, at L.A. Rams, 12/25/22)

MOST POINTS SCORED

25	Jay Feely, at Arizona, 12/12/10
24	Darren McFadden, vs. Oakland, 10/24/10
	LaDainian Tomlinson, vs. San Diego, 11/19/06
	Curt Warner, at Seattle, 12/11/88
	Eric Dickerson, at Indianapolis, 10/31/88
	Chuck Muncie, at San Diego, 11/29/81
	Lance Alworth, San Diego, 12/1/68
	Bert Coan, Kansas City, 10/23/66
	Frank Jackson, at Dallas, 12/10/61
22	Gino Cappelletti, at Boston, 10/18/63

FIELD GOALS

MOST FIELD GOALS

6	Jeff Wilkins, at St. Louis, 9/10/06
	Gary Anderson, at Pittsburgh, 10/23/88
	Gino Cappelletti, vs. Boston, 10/4/64
5	Harrison Butker, at Kansas City, 12/6/20
	Sam Ficken, at N.Y. Jets, 10/1/20
	Harrison Butker, vs. Kansas City, 10/30/17
	Cairo Santos, vs. Kansas City, 11/15/15
	Greg Zuerlein, at St. Louis, 11/16/14
	Nick Novak, vs. San Diego, 10/9/11
	Jay Feely, at Arizona, 12/12/10
	Mike Vanderjagt, at Indianapolis, 1/6/02
	Jeff Jaeger, at L.A. Raiders, 12/11/94
	John Carney, at San Diego, 10/23/94
	Nick Lowery, at Kansas City, 9/20/93
	Don Cockroft, vs. Cleveland, 10/19/75
	Bruce Gossett, vs. San Francisco, 9/23/73

LONGEST FIELD GOAL

63	Sebastian Janikowski, vs. Oakland, 9/12/11
58	Evan McPherson, vs. Cincinnati, 12/19/21
	Steve Cox, vs. Cleveland, 12/4/83
57	Daniel Carlson, vs. Las Vegas, 11/20/22
	Robbie Gould, vs. Chicago, 12/11/11
	Neil Rackers, vs. Houston, 12/26/10
	Don Cockroft, vs. Cleveland, 10/29/72
56	Harrison Butker, vs. Kansas City, 12/5/21
	Dan Bailey, vs. Dallas, 9/17/17
	Mason Crosby, vs. Green Bay, 11/1/15
	Nick Folk, vs. N.Y. Jets, 10/17/10
	Rob Bironas, vs. Tennessee, 11/19/07
55	Matt Gay, at L.A. Rams, 12/25/22
	Matt Prater, vs. Arizona, 12/18/22
	Adam Vinatieri, at Indianapolis, 10/27/19
	Stephen Hauschka, at Buffalo, 9/24/17
	Adam Vinatieri, at Indianapolis, 11/8/15
	Greg Zuerlein, at St. Louis, 11/16/14
	Connor Barth, vs. Tampa Bay, 12/2/12
	Rob Bironas, at Tennessee, 10/3/10
	Jay Feely, at Arizona, 12/12/10
	Sebastian Janikowski, at Oakland, 11/12/06
	Steve Christie, at Buffalo, 10/26/97
	Dean Biasucci, vs. Indianapolis, 10/15/89
	Morten Andersen, vs. New Orleans, 9/15/85
	Raul Allegre, vs. Baltimore, 12/11/83
	Jan Stenerud, vs. Kansas City, 10/4/70

OPPONENT TEAM RECORDS

OPPONENT TEAM RECORDS

SCORING

MOST POINTS SCORED

Season

473	1963
471	2010
448	2008
446	2020
438	1964
432	1961
409	2007
404	1968
399	2013

Game

59	vs. Oakland, 10/24/10
	vs. Kansas City, 9/7/63
58	at San Diego, 12/22/63
56	vs. Kansas City, 10/23/66
55	at Indianapolis, 10/31/88
	at San Diego, 10/20/68
	vs. Houston, 11/5/61
52	at San Diego, 12/28/08
	at Kansas City, 10/29/67
	at Kansas City, 12/8/63

TOTAL OFFENSE

MOST TOTAL PLAYS

Game

93	vs. Pittsburgh, 9/22/74 (OT)
92	vs. Cincinnati, 9/2/84
89	at New England, 10/7/12
87	vs. Baltimore, 9/5/13
	at Oakland, 10/16/77
	at Baltimore, 11/10/74
85	vs. Indianapolis, 11/24/02 (OT)
	at Oakland, 12/17/60
84	Four times (last: vs. L.A. Chargers, 11/1/20)

MOST YARDS OF TOTAL OFFENSE

Season

6,253	2010 (2,473 rush/3,780 pass)
5,993	2008 (2,337/3,656)
5,907	1994 (1,752/4,155)
5,887	2020 (2,080/3,807)
5,842	2018 (1,913/3,929)
5,725	2011 (2,021/3,704)
5,696	2013 (1,626/4,070)
5,687	1984 (1,664/4,023)
5,609	1983 (1,938/3,671)
5,544	2021 (1,892/3,652)
	2000 (1,598/3,946)

Game

634	at Oakland, 10/25/64 (207 rush/427 pass)
614	vs. Kansas City, 10/23/66 (380/234)
582	vs. Houston, 11/5/61 (234/348)
581	at San Diego, 10/20/68 (211/370)
571	at Cincinnati, 11/22/81 (184/387)
536	at Seattle, 12/20/86 (298/238)
534	vs. Buffalo, 12/19/20 (182/352)
532	at Oakland, 12/17/60 (220/312)
530	at Pittsburgh, 10/22/79 (236/294)
527	vs. Pittsburgh, 11/25/18 (75/452)

HIGHEST AVERAGE GAIN PER PLAY

Season

6.14	1963 (828-5,081)
6.05	2008 (990-5,993)
5.92	2010 (1,056-6,253)
5.77	1994 (1,023-5,907)
5.76	2000 (962-5,544)
5.72	2018 (1,022-5,842)
5.65	1967 (921-5,201)
5.64	2020 (1,043-5,887)
5.53	1960 (928-5,132)
5.52	1990 (969-5,345)

Game

10.30	vs. San Diego, 10/6/63 (40-412)
10.02	at San Diego, 10/20/68 (58-581)
9.75	vs. Kansas City, 10/23/66 (63-614)
9.67	at Dallas, 10/6/13 (54-522)
9.33	at St. Louis, 9/4/00 (55-513)
8.80	vs. San Diego, 10/7/07 (55-484)
8.79	at Seattle, 12/20/86 (61-536)
8.77	vs. San Diego, 9/14/08 (52-456)
8.73	vs. Kansas City, 1/3/10 (60-524)
8.60	at Oakland, 10/25/64 (73-628)

RUSHING

MOST RUSHES

Season

554	1980
552	1988
549	1978
541	1960
531	2010
526	1975
509	1983
502	1979
501	2007
496	1976

Game

62	at New England, 11/28/76
60	at Buffalo, 10/5/75
58	at Buffalo, 11/8/87
57	vs. Oakland, 10/30/77
54	at New England, 10/7/12
52	vs. Oakland, 10/24/10
	vs. Chicago, 9/30/73
50	at Chicago, 9/9/84
	vs. Dallas, 10/8/61
49	vs. Detroit, 10/11/81
	at Kansas City, 12/7/80
	at Oakland, 12/17/60

MOST YARDS RUSHING

Season

2,538	1988
2,473	2010
2,337	2008
2,282	2007
2,145	1960
2,120	1980
2,085	2016
2,080	2020
2,076	1967
2,064	1964

Game

407	at Cincinnati, 10/22/00
380	vs. Kansas City, 10/23/66
332	at New England, 11/28/76
328	vs. Oakland, 10/24/10
323	at N.Y. Jets, 10/7/18
317	vs. Kansas City, 1/3/10
302	at Chicago, 9/9/84
298	at Seattle, 12/20/86
293	at Buffalo, 10/5/76
289	at San Diego, 12/28/08

HIGHEST AVERAGE GAIN PER RUSH

Season

4.98	2008 (469-2,337)
4.87	1964 (424-2,064)
4.79	2020 (434-2,080)
4.73	1997 (381-1,803)
4.68	1967 (444-2,076)
4.66	2010 (531-2,473)
4.65	2000 (344-1,598)
4.60	1966 (441-2,029)
4.60	1988 (552-2,538)
4.55	2007 (501-2,282)

OPPONENT TEAM RECORDS

Game (min. 10 rushes)

11.00	at Cincinnati, 10/22/00 (37-407)
9.27	vs. Kansas City, 10/23/66 (41-380)
9.06	vs. Kansas City, 1/3/10 (35-317)
8.50	at N.Y. Jets, 10/7/18 (38-323)
8.44	at San Diego, 12/22/63 (32-270)
8.08	vs. Oakland, 12/15/96 (13-105)
8.05	at Seattle, 12/20/86 (37-298)
7.95	vs. N.Y. Jets, 11/8/92 (20-159)
7.81	at Minnesota, 9/29/91 (26-203)
7.80	vs. Cincinnati, 9/21/97 (25-195)

MOST RUSHING TOUCHDOWNS

Season

26	2010
	2008
24	1965
22	2020
21	2002
	1988
	1967
	1964
20	1968
19	1995
	1975
	1960

Game

5	Five times (last: vs. Oakland, 10/24/10)
---	--

PASSING

MOST PASS ATTEMPTS

Season

641	2014
632	1984
613	2013
	2005
605	2022
596	1998
574	2000
573	2015
568	1994
567	2020

Game

62	vs. Baltimore, 9/5/13
	at N.Y. Jets, 12/3/67
60	at New Orleans, 11/21/04
59	at New England, 10/8/95
58	vs. Pittsburgh, 11/25/18
57	at L.A. Chargers, 10/17/22 (OT)
	vs. Buffalo, 12/7/14
56	vs. Houston, 10/17/65
55	Three times: (last: at Pittsburgh, 12/20/15)

MOST COMPLETIONS

Season

399	2014
392	2022
374	2020
360	2002
357	2013
353	2018
348	2019
346	1984
345	1998
344	2015
	2005

Game

42	vs. Pittsburgh, 11/25/18
40	at Pittsburgh, 12/20/15
39	vs. New Orleans, 9/21/08
38	vs. Buffalo, 12/7/14
	at Pittsburgh, 11/5/06
37	at L.A. Chargers, 10/17/22 (OT)
35	vs. Indianapolis, 9/7/14
	vs. Oakland, 12/30/01

MOST YARDS PASSING (NET YARDS)

Season

4,155	1994
4,070	2013
4,023	1984
3,946	2000
3,929	2018
3,807	2020
3,780	2010
3,731	1993
3,704	2011
3,671	1983

Game

470	at Dallas, 10/6/13
452	vs. Pittsburgh, 11/25/18
433	vs. Kansas City, 11/14/10
	at St. Louis, 9/4/00
427	at Oakland, 10/25/64
425	at New Orleans, 12/3/00
414	vs. New Orleans, 9/21/08
406	vs. Seattle, 11/25/84
403	at Pittsburgh, 11/5/06
399	vs. N.Y. Jets, 9/24/67

HIGHEST COMPLETION PERCENTAGE

Season

.673	2008 (333-495)
.660	2020 (374-567)
.648	2022 (392-605)
	2019 (348-537)
.643	2018 (353-549)
.636	2002 (360-566)
.624	2011 (333-534)
.622	2014 (399-641)
.609	2007 (279-458)
.608	2006 (327-538)

Game (min. 10 attempts)

.917	vs. Oakland, 11/23/08 (11-12)
.906	vs. Oakland, 9/16/18 (29-32)
.895	vs. Oakland, 11/11/02 (34-38)
.870	at New Orleans, 11/20/88 (20-23)
.864	at Seattle, 12/11/88 (19-22)
.857	at L.A. Rams, 12/25/22 (24-28)
.846	at Oakland, 9/9/19 (22-26)
.829	at Minnesota, 11/17/19 (29-35)
.821	at Seattle, 9/12/22 (23-28)
	vs. Indianapolis, 10/29/06 (32-39)

MOST TOUCHDOWN PASSES THROWN

Season

40	1963
30	1961
29	2017
	2014
	2013
	1964
28	1998
	1994

Game

6	at Kansas City, 11/1/64
5	11 times (last: at Dallas, 10/6/13)

FIRST DOWNS

MOST FIRST DOWNS

Season

339	2013
334	2010
333	2020
328	1977
327	2008
324	2022
322	1995
321	1983
318	2018
316	1988

OPPONENT TEAM RECORDS

Game	
35	at New England, 10/7/12
33	vs. Pittsburgh, 9/22/74 (OT)
30	at Oakland, 11/6/16
	vs. Kansas City, 11/14/10
	at Indianapolis, 9/30/07
29	vs. Buffalo, 12/19/20
	at New England, 11/2/14
	vs. Oakland, 10/24/10
	at Buffalo, 9/18/89
	vs. Cincinnati, 9/2/84
	vs. Seattle, 10/20/83
	vs. Kansas City, 10/24/76
	at Oakland, 10/25/64
	at Oakland, 12/17/60

MOST FIRST DOWNS RUSHING	
Season	
140	1988
126	2010
125	1980
122	2008
121	1975
119	2007, 1983
115	1967
114	1995
112	1960

Game	
21	at New England, 11/28/76
18	at New England, 10/7/12
	vs. Oakland, 10/24/10
	at Indianapolis, 9/30/07
17	at Baltimore, 10/10/10
	at San Diego, 12/28/08
16	Five times (last: at Seattle, 12/11/88)

MOST FIRST DOWNS PASSING	
Season	
219	2014
208	2013
206	1984
201	2020
197	2018
192	2021
189	2000
186	2008, 1995

Game	
24	vs. Kansas City, 11/14/10
22	at New England, 11/2/14
	at San Diego, 11/28/82
21	at Pittsburgh, 12/20/15
	at New England, 11/24/13
	at Pittsburgh, 11/5/06
	vs. Kansas City, 12/7/03
	vs. Oakland, 12/30/01
	vs. Kansas City, 10/17/94
	vs. L.A. Rams, 11/27/88
	vs. Seattle, 11/20/83
	vs. San Diego, 12/1/68

MOST FIRST DOWNS BY PENALTY	
Season	
46	2015
41	2013
36	2018, 2016
35	2022
34	2019
32	2017, 2014, 2011

Game	
10	at N.Y. Giants, 9/15/13
7	at L.A. Chargers, 10/17/22 (OT)
	at Seattle, 9/12/22
	at Oakland, 11/6/16
	at Indianapolis, 11/8/15
	at San Diego, 11/30/97
6	at Jacksonville, 10/30/22
	at San Francisco, 12/9/18
	vs. Cincinnati, 9/21/97
	vs. Oakland, 12/15/96
	at Oakland, 11/9/69
	vs. Miami, 12/4/66

PUNTING

MOST PUNTS	
Season	
95	2004
	1977
94	2012
	1997
	1985
92	2015
	2011
	1999
91	1976
89	2016
	1970

Game	
12	at Seattle, 11/28/93
11	vs. Arizona, 10/5/14
	vs. Chicago, 12/11/11
	at Chicago, 12/12/76
	vs. San Diego, 11/30/75 (OT)

HIGHEST PUNTING AVERAGE	
Season	
51.5	2022 (85-4,374)
50.4	2021 (60-3,021)
48.9	2016 (89-4,352)
48.1	2012 (94-4,524)
47.3	2011 (92-4,350)
47.0	2001 (77-3,618)
46.5	2019 (71-3,303)
	2015 (92-4,278)
46.4	2017 (88-4,080)
	2008 (52-2,413)
46.3	2009 (76-3,520)

Game (min. 4 punts)	
63.00	vs. Carolina, 9/8/16 (4-252)
59.00	vs. Seattle, 9/9/18 (6-354)
	vs. Oakland, 12/24/05 (5-295)
58.17	vs. Oakland, 9/12/11 (6-349)
57.40	vs. Chicago, 9/15/19 (5-287)
	vs. N.Y. Jets, 9/21/69 (5-287)
57.00	vs. Las Vegas, 10/17/21 (4-228)
	vs. San Diego, 10/30/16 (5-285)
56.75	at Jacksonville, 9/19/21 (4-227)
56.67	vs. San Diego, 10/6/96 (6-340)
56.50	vs. Oakland, 1/1/17 (8-452)
	vs. Indianapolis, 9/18/16 (4-226)
56.20	at Indianapolis, 10/13/85 (5-281)
55.80	vs. L.A. Chargers, 11/8/23 (5-279)
	vs. San Diego, 11/11/01 (5-279)

PUNT RETURNS

MOST PUNT RETURNS	
Season	
61	1967
56	1970
55	1983, 1977
52	1980, 1979
51	2011
50	2010
48	2001, 1978

Game	
9	at Oakland, 9/10/67
8	at Buffalo, 11/19/67
7	vs. Washington, 11/18/01
	vs. Kansas City, 12/5/99
	at Baltimore, 9/11/83
	at L.A. Raiders, 12/26/82
	at San Diego, 11/14/76
	at Cincinnati, 9/12/76
	vs. Houston, 11/16/69

OPP. TEAM RECORDS / POST IND. RECORDS - SERVICE

MOST PUNT RETURN YARDS

Season	
718	1967
600	1999
585	2011
560	2003
550	2010
534	1975
529	1974
526	1964
524	1983
517	2001
Game	
143	at Oakland, 9/10/67
142	at N.Y. Jets, 9/24/61
139	vs. Kansas City, 12/5/99
135	at Buffalo, 12/24/11
134	at Cleveland, 10/27/74
	at Cincinnati, 10/8/72
129	at Oakland, 10/10/99
123	at Kansas City, 10/18/87
118	at Kansas City, 12/19/65

MOST PUNT RETURN TOUCHDOWNS

Season	
2	2019, 2007, 1987, 1961
Game	
2	at. N.Y. Jets, 9/24/61

KICKOFF RETURNS

MOST KICKOFF RETURNS

Season	
90	2000
89	1998, 1997
81	2002
77	1995
76	1996
73	2003
72	1989
70	1999, 1994

Game	
9	at Kansas City, 12/6/09
	vs. Cleveland, 10/15/00
	at San Diego, 12/9/73
	at Houston, 10/14/73
8	14 times (last: at Kasnas City, 11/30/14)

MOST KICKOFF RETURN YARDS

Season	
2,006	1998
1,934	2000
1,827	1997
1,781	2002
1,696	2005
1,679	2003
1,671	1995
1,635	2004
1,602	1996
1,554	2008
Game	
257	vs. Atlanta, 9/10/00
238	at Kansas City, 10/8/66
223	vs. Jacksonville, 10/25/98
215	vs. Miami, 10/13/02
	at Houston, 9/3/66
214	vs. Kansas City, 10/11/64
212	vs. San Diego, 9/14/08
	at Cincinnati, 11/1/98
209	vs. Tennessee, 12/8/13
202	vs. Kansas City, 10/23/66

MOST KICKOFF RETURN TOUCHDOWNS

Season	
2	2021, 1995
Game	
1	24 times (last: at L.A. Chargers, 1/2/22)

PENALTIES

FEWEST OPPONENT PENALTIES

Season	
58	1967
61	1963
62	1960
63	1982 (players' strike; nine-game season), 1964
64	1968
75	1966
76	1962
78	2009, 1974, 1971

Game	
0	at Chicago, 11/22/15
	vs. San Diego, 10/9/11
	at Miami, 12/21/98
	at Oakland, 12/19/71

FEWEST OPPONENT PENALTY YARDS

Season	
516	1963
571	1982 (players' strike; nine-game season), 1966
573	1964
576	1966
595	1974
628	2007, 1967
633	1960
678	1962
715	1992, 1976

Game	
0	at Chicago, 11/22/15
	vs. San Diego, 10/9/11
	at Miami, 12/21/98
	at Oakland, 12/19/71

POSTSEASON RECORDS

SERVICE

MOST POSTSEASON GAMES

22	John Elway, 1983-98
17	Tyrone Braxton, 1987-93, '95-99
14	Steve Atwater, 1989-98
	Jason Elam, 1993-2007
	Ken Lanier, 1981-92, 94
	Karl Mecklenburg, 1983-94
13	Tom Nalen, 1994-2008
	Dennis Smith, 1981-94
	Rod Smith, 1995-2007
12	Keith Burns, 1994-98, '00-03, '05-06
	Simon Fletcher, 1985-95
	Greg Kragen, 1985-95
	Randy Robbins, 1984-91
	Shannon Sharpe, 1990-99, '02-03
11	Keith Bishop, 1980-89
	Dwayne Carswell, 1994-2005
	Rick Dennison, 1982-90
	Mike Horan, 1986-92
	Clarence Kay, 1984-92
	Gary Kubiak, 1983-91
	Trevor Pryce, 1997-2005
	Steve Sewell, 1985-92
	Sammy Winder, 1982-90

Staff/Coaches Players Roster Breakdown 2022 Season History/Results Year-by-Year Stats Postseason Records Honors Miscellaneous

POSTSEASON INDIVIDUAL RECORDS — SERVICE / OFFENSE

Most Postseason Starts

21	John Elway, 1983-98
14	Steve Atwater, 1989-98
13	Tyrone Braxton, 1987-93, '95-99
	Ken Lanier, 1981-92, '94
	Karl Mecklenburg, 1983-94
	Tom Nalen, 1994-2008
	Dennis Smith, 1981-94
12	Shannon Sharpe, 1990-99, '02-03
	Greg Kragen, 1985-95
	Rod Smith, 1995-2007
11	Keith Bishop, 1980-89
10	Demaryius Thomas, 2011-18
	Steve Foley, 1976-86
	Tom Jackson, 1973-86
	Louis Wright, 1975-86

TOTAL OFFENSE

Most Yards Total Offense

(COMBINED RUSHING AND PASSING YARDS)

Career

5,425	John Elway, 1983-98 (4614,964)
1,957	Peyton Manning, 2012-15 (7/1,950)
1,140	Terrell Davis, 1995-2002 (1,140/0)
941	Jake Plummer, 2003-06 (56/885)
605	Craig Morton, 1977-82 (-4/605)
515	Tim Tebow, 2010-11 (63/452)
461	Sammy Winder, 1982-90 (461/0)
323	C.J. Anderson, 2013-17 (323/0)
231	Gary Kubiak, 1983-91 (19/212)

Game

424	Elway, vs. Cleveland, 1/14/90 (39/385)
399	Manning, vs. New England, 1/19/14 (-1/400)
366	Tebow, vs. Pittsburgh, 1/8/12 (50/316)
338	Elway, vs. Atlanta, 1/31/99 (2/336)
331	Elway, vs. N.Y. Giants, 1/25/87 (27/304)
325	Elway, vs. L.A. Raiders, 1/9/94 (23/302)
317	Elway, vs. Cleveland, 1/17/88 (36/281)
300	Elway, at Cleveland, 1/11/87 (56/244) (OT)
296	Elway, vs. Houston, 1/4/92 (39/257)
289	Manning, vs. Baltimore, 1/12/13 (-1/289) (2 OT)
	Elway, vs. Washington, 1/31/88 (32/257)

RUSHING

Most Rushes

Career

204	Terrell Davis, 1995-2002
144	Sammy Winder, 1982-90
94	John Elway, 1983-98
74	C.J. Anderson, 2013-17
56	Ronnie Hillman, 2012-15
52	Knowshon Moreno, 2009-13
43	Mike Anderson, 2000-05
38	Bobby Humphrey, 1989-91
	Otis Armstrong, 1973-80

Game

32	Davis, vs. N.Y. Jets, 1/17/99
31	Davis, vs. Jacksonville, 12/27/97
30	Davis, vs. Green Bay, 1/25/98
26	Davis, at Pittsburgh, 1/11/98
	Winder, at Cleveland, 1/11/87 (OT)
25	Davis, vs. Atlanta, 1/31/99
	Davis, at Kansas City, 1/4/98
23	C. Anderson, vs. Carolina, 2/7/16
	Moreno, vs. San Diego, 1/12/14
22	Hillman, vs. Baltimore, 1/12/13 (2 OT)

Most Rushing Yards

Career

1,140	Terrell Davis, 1995-2002
461	John Elway, 1983-98
	Sammy Winder, 1982-90
323	C.J. Anderson, 2013-17
190	Knowshon Moreno, 2009-13
169	Bobby Humphrey, 1989-91
152	Derek Loville, 1997-99
145	Ronnie Hillman, 2012-15
	Mike Anderson, 2000-05
141	Otis Armstrong, 1973-80

Game

199	Davis, vs. Miami, 1/9/99
184	Davis, vs. Jacksonville, 12/27/97
167	Davis, vs. N.Y. Jets, 1/17/99
157	Davis, vs. Green Bay, 1/25/98
139	Davis, at Pittsburgh, 1/11/98
103	Loville, vs. Jacksonville, 12/27/97
102	Davis, vs. Atlanta, 1/31/99
	Winder, vs. New England, 1/4/87
101	Davis, at Kansas City, 1/4/98
91	Davis, vs. Jacksonville, 1/4/97

Highest Rushing Average

Career (min. 10 carries)

6.1	Derek Loville, 1997-99 (25-152)
5.6	Terrell Davis, 1995-2002 (204-1,140)
4.9	John Elway, 1983-98 (94-461)
4.8	Gene Lang, 1984-87 (29-138)
4.4	Bobby Humphrey, 1989-91 (38-169)
4.4	C.J. Anderson, 2013-17 (74-323)
4.3	Tatum Bell, 2004-06, '08 (23-99)
4.2	Tim Tebow, 2010-11 (15-63)
4.0	Clinton Portis, 2002-03 (17-68)

Game (min. 10 carries)

9.5	Davis, vs. Miami, 1/9/99 (21-199)
9.4	Loville, vs. Jacksonville, 12/27/97 (11-103)
6.5	Davis, vs. Jacksonville, 1/4/97 (14-91)
5.9	Davis, vs. Jacksonville, 12/27/97 (31-184)
5.4	Winder, vs. New England, 1/4/87 (19-102)
5.3	Davis, at Pittsburgh, 1/11/98 (26-139)
5.2	Davis, vs. Green Bay, 1/25/98 (30-157)
5.2	Davis, vs. N.Y. Jets, 1/17/99 (32-167)
5.2	Ball, vs. San Diego, 1/12/14 (10-52)
5.1	Humphrey, vs. San Francisco, 1/28/90 (12-61)

Most Rushing Touchdowns

Career

12	Terrell Davis, 1995-2002
6	John Elway, 1983-98
3	Mike Anderson, 2000-05
	Derek Loville, 1997-99
2	C.J. Anderson, 2013-17
	Howard Griffith, 1997-2000
	Vaughn Hebron, 1996-98
	Greg Lewis, 1991
	Melvin Bratton, 1989
	Gene Lang, 1986-87
	Rob Lytle, 1977-78

Game

3	Terrell Davis, vs. Green Bay, 1/25/98
2	Mike Anderson, vs. New England, 1/14/06
	Howard Griffith, vs. Atlanta, 1/31/99
	Terrell Davis, vs. Miami, 1/9/99
	Terrell Davis, at Kansas City, 1/4/98
	Terrell Davis, vs. Jacksonville, 12/27/97
	Derek Loville, vs. Jacksonville, 12/27/97
	Melvin Bratton, vs. Pittsburgh, 1/7/90
	Greg Lewis, vs. Houston, 1/4/92

POSTSEASON INDIVIDUAL RECORDS — PASSING

LONGEST RUN FROM SCRIMMAGE

62	Terrell Davis, vs. Miami, 1/9/99
59	Terrell Davis, vs. Jacksonville, 12/27/97
47	Terrell Davis, vs. Jacksonville, 1/4/97
44	Derek Loville, vs. Jacksonville, 12/27/97
43	Terrell Davis, at Pittsburgh, 1/11/98
42	Gene Lang, vs. Cleveland, 1/17/88
41	Terrell Davis, at Kansas City, 1/4/98
35	Sammy Winder, at Seattle, 12/24/83
34	C.J. Anderson, vs. Carolina, 2/7/16
	Bobby Humphrey, vs. San Francisco, 1/28/90
	John Elway, at Cleveland, 1/11/87

PASSING

MOST PASS ATTEMPTS

Career

651	John Elway, 1983-98
309	Peyton Manning, 2012-15
120	Jake Plummer, 2003-06
90	Craig Morton, 1977-82
47	Tim Tebow, 2010-11
28	Gus Frerotte, 2000-01
26	Norris Weese, 1976-79
19	Gary Kubiak, 1983-91
	Steve DeBerg, 1981-83
10	Jarius Jackson, 2000-03

Game

49	Manning, vs. Seattle, 2/2/14
47	Elway, at L.A. Raiders, 1/9/94
46	Manning, vs. Indianapolis, 1/11/15
43	Manning, vs. New England, 1/19/14
	Manning, vs. Baltimore, 1/12/13 (2 OT)
38	Elway, vs. Jacksonville, 1/4/97
	Elway, vs. Washington, 1/31/88
	Elway, at Cleveland, 1/11/87 (OT)
37	Manning, vs. Pittsburgh, 1/17/16
	Elway, vs. N.Y. Giants, 1/25/87
	Elway, vs. Pittsburgh, 12/30/84

MOST COMPLETIONS

Career

355	John Elway, 1983-1998
196	Peyton Manning, 2012-15
80	Jake Plummer, 2003-06
42	Craig Morton, 1977-82
19	Tim Tebow, 2010-11
16	Gary Kubiak, 1983-91
14	Steve DeBerg, 1981-83
13	Gus Frerotte, 2000-01
12	Norris Weese, 1976-79
5	Jarius Jackson, 2000-03

Game

34	Manning, vs. Seattle, 2/2/14
32	Manning, vs. New England, 1/19/14
29	Elway, at L.A. Raiders, 1/9/94
28	Manning, vs. Baltimore, 1/12/13 (2 OT)
26	Manning, vs. Indianapolis, 1/11/15
25	Manning vs. San Diego, 1/12/14
24	Elway, vs. Jacksonville, 1/4/97
24	Plummer, at Indianapolis, 1/9/05
23	Plummer, at Indianapolis, 1/4/04

HIGHEST COMPLETION PERCENTAGE

Career (min. 15 passes)

.842	Gary Kubiak, 1983-91 (16-19)
.737	Steve DeBerg, 1981-83 (14-19)
.634	Peyton Manning, 2012-15 (196-309)
.667	Jake Plummer, 2003-06 (80-120)
.545	John Elway, 1983-98 (355-651)
.467	Craig Morton, 1977-82 (42-90)
.464	Gus Frerotte, 2000-01 (13-28)
.462	Norris Weese, 1976-79 (12-26)
.404	Tim Tebow, 2010-11 (19-47)

Game (min. 12 passes)

.917	Kubiak, at Buffalo, 1/12/92 (11-12)
.767	Plummer, at Indianapolis, 1/4/04 (23-30)
.744	Manning, vs. New England, 1/19/14 (32-43)
.737	DeBerg, at Seattle, 12/24/83 (14-19)
.706	Plummer, at Indianapolis, 1/9/05 (24-34)
.694	Manning, vs. San Diego, 1/12/14 (25-36)
.694	Manning, vs. Seattle, 2/2/14 (34-49)
.667	Elway, vs. Jacksonville, 12/27/97 (16-24)
	Elway, at Seattle, 12/24/83 (10-15)
.658	Elway, vs. Jacksonville, 1/4/97 (25-38)

MOST PASSING YARDS

Career

4,964	John Elway, 1983-98
1,950	Peyton Manning, 2012-15
885	Jake Plummer, 2003-06
605	Craig Morton, 1977-82
452	Tim Tebow, 2010-11
212	Gary Kubiak, 1983-91
140	Norris Weese, 1976-79
131	Steve DeBerg, 1981-83
124	Gus Frerotte, 2000-01
54	Jarius Jackson, 2000-03

Game

400	Manning, vs. New England, 1/19/14
385	Elway, vs. Cleveland, 1/14/90
336	Elway, vs. Atlanta, 1/31/99
316	Tebow, vs. Pittsburgh, 1/8/12
304	Elway, vs. N.Y. Giants, 1/25/87
302	Elway, at L.A. Raiders, 1/9/94
290	Manning, vs. Baltimore, 1/12/13 (2 OT)
284	Plummer, at Indianapolis, 1/9/05
281	Elway, vs. Cleveland, 1/17/88
280	Manning vs. Seattle, 2/2/14

MOST TOUCHDOWN PASSES

Career

27	John Elway, 1983-98
11	Peyton Manning, 2012-15
5	Jake Plummer, 2003-06
	Craig Morton, 1977-82
2	Tim Tebow, 2010-11
1	Steve DeBerg, 1981-83

Game

3	Manning, vs. Baltimore, 1/12/13 (2 OT)
	Elway, at L.A. Raiders, 1/9/94
	Elway, vs. Cleveland, 1/14/90
	Elway, vs. Cleveland, 1/17/88
2	Manning, vs. New England, 1/24/16
	Manning, vs. New England, 1/19/14
	Manning, vs. San Diego, 1/12/14
	Tebow, vs. Pittsburgh, 1/8/12
	Plummer, at Indianapolis, 1/9/05
	Elway, at Pittsburgh, 1/11/98
	Elway, vs. Jacksonville, 1/4/97
	Elway, vs. Houston, 1/10/88
	Elway, vs. Pittsburgh, 12/30/84
	Morton, vs. Oakland, 1/1/78
	Morton, vs. Pittsburgh, 12/24/77

MOST INTERCEPTIONS THROWN

Career

21	John Elway, 1983-98
6	Peyton Manning, 2012-15
	Jake Plummer, 2003-06
	Craig Morton, 1977-82
1	Gus Frerotte, 2000-01
	Steve DeBerg, 1981-83

Game

4	Morton, vs. Dallas, 1/15/78
3	Elway, vs. Washington, 1/31/88
2	Manning, vs. Seattle, 2/2/14
	Manning, vs. Baltimore, 1/12/13 (2 OT)
	Plummer, vs. Pittsburgh, 1/22/06
	Plummer, at Indianapolis, 1/4/04
	Elway, vs. San Francisco, 1/28/90
	Elway, vs. New England, 1/4/87
	Elway, vs. Pittsburgh, 12/30/84
1	20 times (last: Manning, vs. Carolina, 2/7/16)

POSTSEASON IND. RECORDS — PASSING / RECEIVING

BEST INTERCEPTION AVOIDANCE PERCENTAGE

Career (min. 15 passes)

.000	Tim Tebow, 2010-11 (0-47)
	Gary Kubiak, 1983-91 (0-19)
	Norris Weese, 1976-79 (0-26)
.019	Peyton Manning, 2012-15 (6-309)
.032	John Elway, 1983-98 (21-651)
.036	Gus Frerotte, 2000-01 (1-28)
.050	Jake Plummer, 2003-06 (6-120)
.053	Steve DeBerg, 1981-83 (1-19)
.067	Craig Morton, 1977-82 (6-90)

HIGHEST AVERAGE GAIN PER ATTEMPT

Career (min. 15 passes)

11.16	Gary Kubiak, 1983-91 (19-212)
9.62	Tim Tebow, 2010-11 (47-452)
7.63	John Elway, 1983-98 (651-4,964)
7.38	Jake Plummer, 2003-06 (120-885)
6.89	Steve DeBerg, 1981-83 (19-131)
6.72	Craig Morton, 1977-82 (90-605)
6.31	Peyton Manning, 2012-15 (309-1,950)
5.38	Norris Weese, 1976-79 (26-140)
4.43	Gus Frerotte, 2000-01 (28-124)

HIGHEST AVERAGE GAIN PER COMPLETION

Career (min. 15 passes)

23.79	Tim Tebow, 2010-11 (19-452)
14.40	Craig Morton, 1977-82 (42-605)
13.98	John Elway, 1983-98 (355-4,964)
13.25	Gary Kubiak, 1983-91 (16-212)
11.67	Norris Weese, 1976-79 (12-140)
11.06	Jake Plummer, 2003-06 (80-885)
9.95	Peyton Manning, 2012-15 (196-1,950)
9.54	Gus Frerotte, 2000-01 (13-124)
9.36	Steve DeBerg, 1981-83 (14-131)

HIGHEST PASSER RATING

Career (min. 15 passes)

113.2	Gary Kubiak, 1983-91 (19 att.)
90.0	Tim Tebow, 2010-11 (47 att.)
87.8	Steve DeBerg, 1981-83 (19 att.)
85.0	Peyton Manning, 2012-15 (309 att.)
81.4	Jake Plummer, 2003-06 (120 att.)
79.7	John Elway, 1983-98 (651 att.)
63.0	Norris Weese, 1976-79 (26 att.)
59.7	Craig Morton, 1977-82 (90 att.)
44.3	Gus Frerotte, 2000-01 (28 att.)

Game (min. 12 passes)

125.6	Tebow, vs. Pittsburgh, 1/8/12 (21 att.)
120.7	Elway, vs. Cleveland, 1/14/90 (36 att.)
118.4	Manning, vs. New England, 1/19/14 (43 att.)
114.4	Elway, vs. Cleveland, 1/17/88 (26 att.)
113.9	Kubiak, at Buffalo, 1/12/92 (12 att.)
110.2	Elway, vs. Jacksonville, 12/27/97 (24 att.)
103.1	Plummer, at Indianapolis, 1/9/05 (34 att.)
102.9	Morton, vs. Oakland, 1/1/78 (20 att.)
101.0	Elway, vs. Houston, 1/10/88 (25 att.)
100.6	Morton, vs. Pittsburgh, 12/24/77 (23 att.)

LONGEST PASS PLAY

80t	Tim Tebow to Demaryius Thomas, vs. Pittsburgh, 1/8/12
	John Elway to Rod Smith, vs. Atlanta, 1/31/99
	John Elway to Mark Jackson, vs. Cleveland, 1/17/88
74t	Craig Morton to Haven Moses, vs. Oakland, 1/1/78
70t	John Elway to Michael Young, vs. Cleveland, 1/14/90
58	Tim Tebow to Demaryius Thomas, vs. Pittsburgh, 1/8/12
56t	John Elway to Ricky Nattiel, vs. Washington, 1/31/88
55	John Elway to Vance Johnson, vs. Houston, 1/10/88
54	John Elway to Vance Johnson, vs. N.Y. Giants, 1/25/87
53	John Elway to Michael Young, vs. Cleveland, 1/14/90

RECEIVING

MOST RECEPTIONS

Career

53	Demaryius Thomas, 2010-18
49	Rod Smith, 1995-2007
47	Shannon Sharpe, 1990-99, '02-03
40	Vance Johnson, 1985-93, '95
36	Ed McCaffrey, 1995-2003
31	Steve Sewell, 1985-92
23	Emmanuel Sanders, 2014-19
21	Steve Watson, 1979-87
20	Mark Jackson, 1986-92
	Sammy Winder, 1982-90

Game

13	D. Thomas, vs. Seattle, 2/2/14
	Sharpe, at L.A. Raiders, 1/9/94
11	Watson, vs. Pittsburgh, 12/30/84
8	Welker, vs. Seattle, 2/2/14
	J. Thomas, vs. New England, 1/19/14
	D. Thomas, vs. San Diego, 1/12/14
	McCaffrey, at Baltimore, 12/31/00
	V. Johnson, at Buffalo, 1/12/92
7	Eight times (last: Sanders, vs. Indianapolis, 1/11/15)

MOST RECEIVING YARDS

Career

860	Rod Smith, 1995-2007
759	Demaryius Thomas, 2010-18
719	Vance Johnson, 1985-93, '95
505	Shannon Sharpe, 1990-99, '02-03
490	Ed McCaffrey, 1995-2003
422	Mark Jackson, 1986-92
375	Steve Sewell, 1985-92
358	Steve Watson, 1979-87
314	Haven Moses, 1972-81
276	Emmanuel Sanders, 2014-19

Game

204	D. Thomas, vs. Pittsburgh, 1/8/11
177	Watson, vs. Pittsburgh, 12/30/84
168	Moses, vs. Oakland, 1/1/78
156	Sharpe, at L.A. Raiders, 1/9/94
152	R. Smith, vs. Atlanta, 1/31/99
134	D. Thomas, vs. New England, 1/19/14
	Jackson, vs. Cleveland, 1/17/88
123	Young, vs. Cleveland, 1/14/90
121	V. Johnson, vs. N.Y. Giants, 1/25/87
118	D. Thomas, vs. Seattle, 2/2/14

HIGHEST AVERAGE GAIN PER RECEPTION

Career (min. 5 receptions)

24.2	Haven Moses, 1972-81 (13-314)
23.2	Michael Young, 1989-92 (11-255)
21.1	Mark Jackson, 1986-92 (20-422)
19.3	Ricky Nattiel, 1987-92 (13-251)
19.3	Jack Dolbin, 1975-79 (7-135)
17.6	Rod Smith, 1995-2007 (49-860)
17.5	Vance Johnson, 1985-93, '95 (41-719)
17.0	Steve Watson, 1979-87 (21-358)
15.9	Jeb Putzier, 2002-05, '08 (10-159)
15.2	Ashley Lelie, 2013-05 (10-152)

Game (min. 4 receptions)

51.0	D. Thomas, vs. Pittsburgh, 1/8/12 (4-204)
33.6	Moses, vs. Oakland, 1/1/78 (5-168)
33.5	Jackson, vs. Cleveland, 1/17/88 (4-134)
30.4	R. Smith, vs. Atlanta, 1/31/99 (5-152)
26.3	V. Johnson, vs. Houston, 1/10/88 (4-105)
24.2	V. Johnson, vs. N.Y. Giants, 1/25/87 (5-121)
22.3	V. Johnson, vs. New England, 1/4/87 (4-89)
22.2	Jackson, vs. Pittsburgh, 1/7/90 (5-111)
21.3	Young, vs. Houston, 1/4/92 (4-85)
19.1	D. Thomas, vs. New England, 1/19/14 (7-134)

POSTSEASON IND. RECORDS — REC. / PUNTS / RETURNS

MOST RECEIVING TOUCHDOWNS

Career	
6	Rod Smith, 1995-2007 Demaryius Thomas, 2010-18
4	Vance Johnson, 1985-93, '95
2	Nine players
Game	
2	Daniels, vs. New England, 1/24/16 Kay, vs. Houston, 1/10/88 Moses, vs. Oakland, 1/1/78

INTERCEPTIONS

MOST INTERCEPTIONS	
Career	
5	Darrien Gordon, 1997-98
3	Tyrone Braxton, 1987-93, '95-99 Bob Swenson, 1975-83
2	Quinton Carter, 2011 Darius Johnson, 1996-99 Dennis Smith, 1981-94 Tom Jackson, 1973-86
Game	
2	Gordon, vs. Atlanta, 1/31/99 Gordon, vs. N.Y. Jets, 1/17/99 D. Smith, vs. Cleveland, 1/14/90 T. Jackson, vs. Pittsburgh, 12/24/77

MOST YARDS ON INTERCEPTION RETURNS

Career	
156	Darrien Gordon, 1997-98
100	Champ Bailey, 2004-09
76	Darius Johnson, 1996-99
57	Mark Haynes, 1986-89
49	Tom Jackson, 1973-86
26	Quinton Carter, 2011 Jim Ryan, 1979-88
Game	
108	Gordon, vs. Atlanta, 1/31/99
100	Bailey, vs. New England, 1/14/06
57	Haynes, vs. Houston, 1/10/88
49	T. Jackson, vs. Pittsburgh, 12/24/77
48	Gordon, vs. N.Y. Jets, 1/17/99 D. Johnson, vs. Miami, 1/9/99
28	D. Johnson, vs. Atlanta, 1/31/99
26	Ryan, at Cleveland, 1/11/87 (OT)
18	Mecklenburg, vs. Houston, 1/10/88
17	Q. Carter, at New England, 1/14/12

LONGEST INTERCEPTION RETURN

100	Champ Bailey, vs. New England, 1/14/06
58	Darrien Gordon, vs. Atlanta, 1/31/99
57	Mark Haynes, vs. Houston, 1/10/88
50	Darrien Gordon, vs. Atlanta, 1/31/99
48	Darius Johnson, vs. Miami, 1/9/99
32	Tom Jackson, vs. Pittsburgh, 12/24/77
30	Darrien Gordon, vs. N.Y. Jets, 1/17/99
28	Darius Johnson, vs. Atlanta, 1/31/99
26	Jim Ryan, at Cleveland, 1/11/87
18	Karl Mecklenburg, vs. Houston, 1/10/88

SACKS

MOST SACKS	
Career	
6.5	Von Miller, 2011-19
6	Simon Fletcher, 1985-95 Rulon Jones, 1980-88
3.5	DeMarcus Ware, 2014-16
3	Robert Ayers, 2009-13 Neil Smith, 1997-99 Rubin Carter, 1975-86
2.5	Derek Wolfe, 2012-17
2	Five players
Game	
2.5	V. Miller, vs. Carolina, 2/7/16 V. Miller, vs. New England, 1/24/16
2	10 times (last: Ware, vs. Carolina, 2/7/16)

PUNTING

MOST PUNTS	
Career	
48	Britton Colquitt, 2010-15
46	Mike Horan, 1986-2002
45	Tom Rouen, 1993-2002
19	Bucky Dilts, 1977-78
10	Luke Prestridge, 1979-83
8	Todd Sauerbrun, 2005, '07
Game	
9	Colquitt, vs. New England, 1/24/16 Rouen, at Baltimore, 12/31/00
8	Colquitt, vs. Carolina, 2/7/16
7	Colquitt, at New England, 1/14/12 Rouen, vs. N.Y. Jets, 1/17/99 Horan, vs. Washington, 1/31/88
6	Colquitt, vs. Indianapolis, 1/11/15 Sauerbrun, vs. New England, 1/14/06 Rouen, at Kansas City, 1/4/98 Horan, at Buffalo, 1/12/92 Horan, vs. San Francisco, 1/28/90 Horan, at Cleveland, 1/11/87 (OT) Prestridge, at Houston, 12/23/79 Dilts, vs. Pittsburgh, 12/30/78

HIGHEST AVERAGE PER PUNT

Career (min. 10 punts)	
45.7	Luke Prestridge, 1979-83 (10-457)
43.8	Britton Colquitt, 2010-15 (48-2,104)
42.1	Mike Horan, 1986-2002 (46-1,938)
39.2	Tom Rouen, 1993-2002 (45-1,762)
37.3	Bucky Dilts, 1977-78 (19-708)

Game (min. 4 punts)

49.0	Horan, vs. New England, 1/4/87 (5-245)
48.8	Colquitt, vs. Baltimore, 1/12/13 (2 OT) (5-244)
47.8	Prestridge, at Seattle, 12/24/83 (4-191)
47.0	Colquitt, vs. New England, 1/24/16 (6-282) Colquitt, vs. Pittsburgh, 1/17/16 (9-423)
46.4	Horan, vs. Cleveland, 1/14/90 (5-232)
45.7	Sauerbrun, vs. New England, 1/14/06 (6-274)

LONGEST PUNT

76	Mike Horan, at Buffalo, 1/12/92
----	---------------------------------

PUNT RETURNS

MOST PUNT RETURNS

Career	
13	Vance Johnson, 1985-93, '95
11	Darrien Gordon, 1997-98
10	Rick Upchurch, 1975-83
7	Gerald Willhite, 1982-88
6	Kevin Clark, 1987-88, '90-91
4	Jordan Norwood, 2015-16 Eric Decker, 2010-13

POSTSEASON IND. RECORDS — RETURNS

MOST PUNT RETURNS CONT.

Game	
5	Gordon, vs. N.Y. Jets, 1/17/99
4	V. Johnson, vs. Cleveland, 1/14/90
3	11 times (last: Norwood, vs. New England, 1/24/16)

MOST YARDS ON PUNT RETURNS

Career	
162	Darrien Gordon, 1997-98
115	Vance Johnson, 1985-93, '95
92	Rick Upchurch, 1975-83
90	Trindon Holliday, 2012-13
82	Jordan Norwood, 2015-16
75	Eric Decker, 2010-13
46	Kevin Clark, 1987-88, '90-91
45	Gerald Willhite, 1982-88
42	Omar Bolden, 2012-15
38	Glyn Milburn, 1993-95

Game

90	Holliday, vs. Baltimore, 1/12/13 (2 OT)
79	Gordon, vs. N.Y. Jets, 1/17/99
66	Decker, vs. San Diego, 1/12/14
61	Norwood, vs. Carolina, 2/7/16
62	Bolden, vs. Pittsburgh, 1/17/16
38	Milburn, at L.A. Raiders, 1/9/94
36	Gordon, at Kansas City, 1/4/98
	V. Johnson, at Buffalo, 1/12/92
	V. Johnson, vs. Cleveland, 1/14/90
30	Upchurch, at Pittsburgh, 12/30/78

HIGHEST AVERAGE PER RETURN

Career (min. 2 returns)

30.0	Trindon Holliday, 2012-13 (3-90)
20.5	Jordan Norwood, 2015-16 (4-82)
18.8	Eric Decker, 2010-13 (4-75)
14.7	Darrien Gordon, 1997-98 (11-162)
12.7	Glyn Milburn, 1993-95 (3-38)
9.2	Rick Upchurch, 1975-83 (10-92)
9.0	Eddie Royal, 2008-11 (3-27)
8.8	Vance Johnson, 1985-93, '95 (13-115)
7.7	Kevin Clark, 1987-88, '90-91 (6-46)
6.4	Gerald Willhite, 1982-88 (7-45)

Game (min. 2 returns)

30.0	Holliday, vs. Baltimore, 1/12/13 (2 OT) (3-90)
22.0	Decker, vs. San Diego, 1/12/14
15.8	Gordon, vs. N.Y. Jets, 1/17/99 (5-79)
15.0	Upchurch, at Pittsburgh, 12/30/78 (2-30)
12.7	Milburn, at L.A. Raiders, 1/9/94 (3-38)
12.5	Upchurch, at Houston, 12/23/79 (2-25)
12.0	V. Johnson, at Buffalo, 1/12/92 (3-36)
9.5	Gordon, at Pittsburgh, 1/11/98 (2-19)
9.0	Three players [last: Royal, vs. Pittsburgh, 1/8/12 (3-27)]

MOST PUNT RETURN TOUCHDOWNS

Career

1	Trindon Holliday, vs. Baltimore, 1/12/13 (2 OT)
---	---

Game

1	Trindon Holliday, vs. Baltimore, 1/12/13 (2 OT)
---	---

LONGEST PUNT RETURN

90t	Holliday, vs. Baltimore, 1/12/13 (2 OT)
*61	Norwood, vs. Carolina, 2/7/16
47	Decker, vs. San Diego, 1/12/14
42	Bolden, vs. Pittsburgh, 1/17/16
36	Gordon, vs. N.Y. Jets, 1/17/99
36	Gordon, at Kansas City, 1/4/98
22	Upchurch, at Pittsburgh, 12/30/78
19	Gordon, at Pittsburgh, 1/11/98
18	Royal, vs. Pittsburgh, 1/8/12
	Milburn, at L.A. Raiders, 1/9/94

* - Super Bowl Record

KICKOFF RETURNS

MOST KICKOFF RETURNS

Career

21	Ken Bell, 1986-89
20	Vaughn Hebron, 1996-98
12	Trindon Holliday, 2012-13
	Rick Upchurch, 1975-83
8	Charlie Adams, 2003-05
	Reuben Droughns, 2002-04
	Darren Carrington, 1989
6	Glyn Milburn, 1993-95
	Alton Montgomery, 1990-92

Game

6	Droughns, at Indianapolis, 1/4/04
	Milburn, at L.A. Raiders, 1/9/94
	Carrington, vs. San Francisco, 1/28/90
5	Holliday, vs. Seattle, 2/2/14
	K. Bell, vs. Washington, 1/31/88
4	Seven times (last: Matthew Willis, at N.E., 1/14/12)

MOST YARDS ON KICKOFF RETURNS

Career

460	Vaughn Hebron, 1996-98
383	Ken Bell, 1986-89
344	Trindon Holliday, 2012-13
259	Rick Upchurch, 1975-83
197	Darren Carrington, 1989
189	Charlie Adams, 2003-05
169	Reuben Droughns, 2002-04
122	Alton Montgomery, 1990-92
109	John Schultz, 1977
97	Cecil Sapp, 2003-07

Game

158	Holliday, vs. Baltimore, 1/12/13 (2 OT)
146	Carrington, vs. San Francisco, 1/28/90
133	Droughns, at Indianapolis, 1/4/04
110	Adams, vs. Pittsburgh, 1/22/06
105	Holliday, vs. Seattle, 2/2/14
94	Upchurch, vs. Dallas, 1/15/78
88	Montgomery, vs. Houston, 1/4/92
	K. Bell, vs. Washington, 1/31/88
87	Hebron, vs. Jacksonville, 12/27/97
86	Sapp, at Indianapolis, 1/9/05

HIGHEST AVERAGE PER KICKOFF RETURN

Career (min. 3 returns)

28.7	Trindon Holliday, 2012-13 (12-344)
27.3	John Schultz, 1976-78 (4-109)
24.6	Darren Carrington, 1989 (8-197)
23.6	Charlie Adams, 2003-05 (8-189)
23.0	Vaughn Hebron, 1996-98 (20-460)
21.6	Rick Upchurch, 1975-83 (12-259)
21.1	Reuben Droughns, 2002-04 (8-169)
20.3	Alton Montgomery, 1990-92 (6-122)
20.3	Zach Thomas, 1983-84 (4-81)
19.4	Cecil Sapp, 2003-07 (5-97)

Game (min. 2 returns)

52.7	Holliday, vs. Baltimore, 1/12/13 (2 OT) (3-158)
31.3	Upchurch, vs. Dallas, 1/15/78 (3-94)
31.0	Bell, vs. Pittsburgh, 1/7/90 (2-62)
	Schultz, vs. Dallas, 1/15/78 (2-62)
29.0	Hebron, vs. Jacksonville, 12/27/97 (3-87)
28.3	Hebron, vs. Jacksonville, 1/4/97 (3-85)
28.0	Willhite, vs. Pittsburgh, 12/30/84 (2-56)
27.5	Adams, vs. Pittsburgh, 1/22/06 (4-110)
25.7	Holliday, vs. San Diego, 1/12/14 (3-77)
25.5	Hebron, at Kansas City, 1/4/98 (2-51)
	Carrington, vs. Pittsburgh, 1/7/90 (2-51)

MOST KICKOFF RETURN TOUCHDOWNS

Career

1	Trindon Holliday, vs. Baltimore, 1/12/13 (2 OT)
---	---

Game

1	Trindon Holliday, vs. Baltimore, 1/12/13 (2 OT)
---	---

POSTSEASON IND. / TEAM RECORDS — KICKING / SCORING

LONGEST KICKOFF RETURN

104†	Trindon Holliday vs. Baltimore, 1/12/13 (2 OT)
67	Rick Upchurch, vs. Dallas, 1/15/78
51	Vaughn Hebron, vs. Jacksonville, 12/27/97
47	Charlie Adams, vs. Pittsburgh, 1/22/06
41	Triandos Luke, at Indianapolis, 1/9/05
39	Darren Carrington, vs. San Francisco, 1/28/90
38	Vaughn Hebron, vs. Jacksonville, 1/4/97
37	Trindon Holliday, vs. San Diego, 1/12/14
35	John Schultz, vs. Dallas, 1/15/78
35	Ken Bell, vs. New England, 1/4/87
33	Reuben Droughns, at Indianapolis, 1/4/04

KICKING

Most PAT Attempts

Career

40	Jason Elam, 1993-2007
19	Rich Karlis, 1982-88
13	Matt Prater, 2008-13
12	David Treadwell, 1989-92
9	Jim Turner, 1971-79

Game

6	Elam, vs. Jacksonville, 12/27/97
5	Prater, vs. Baltimore, 1/12/13 (2 OT)
	Elam, vs. Miami, 1/9/99
	Karlis, vs. Cleveland, 1/17/88
4	Elam, vs. Atlanta, 1/31/99
	Elam, vs. Green Bay, 1/25/98
	Treadwell, vs. Cleveland, 1/14/90
	Karlis, vs. Houston, 1/10/88
	Turner, vs. Pittsburgh, 12/24/77

Most PATs Made

Career

39	Jason Elam, 1993-2007
19	Rich Karlis, 1982-88
13	Matt Prater, 2008-13
11	David Treadwell, 1989-92
9	Jim Turner, 1971-79

Game

6	Elam, vs. Jacksonville, 12/27/97
5	Prater, vs. Baltimore, 1/12/13 (2 OT)
	Elam, vs. Miami, 1/9/99
	Karlis, vs. Cleveland, 1/17/88
4	Elam, vs. Atlanta, 1/31/99
	Elam, vs. Green Bay, 1/25/98
	Treadwell, vs. Cleveland, 1/14/90
	Karlis, vs. Houston, 1/10/88
	Turner, vs. Pittsburgh, 12/24/77

Highest PAT Percentage (min. 5 PAT)

Career

1.000	Matt Prater, 2008-13 (13-13)
	Rich Karlis, 1982-88 (19-19)
	Jim Turner, 1971-79 (9-9)
.975	Jason Elam, 1993-2007 (39-40)
.916	David Treadwell, 1989-92 (11-12)

Most Field Goals Attempted

Career

18	Jason Elam, 1993-2007
	Rich Karlis, 1982-88
11	Matt Prater, 2008-13
	David Treadwell, 1989-92
10	Brandon McManus, 2014-19
8	Jim Turner, 1971-79

Game

5	Brandon McManus, vs. Pittsburgh, 1/17/16
4	Four times (last: Prater, vs. New England, 1/19/14)

Most Field Goals Made

Career

15	Jason Elam, 1993-2007
12	Rich Karlis, 1982-88
10	Brandon McManus, 2014-19
9	Matt Prater, 2008-13
7	David Treadwell, 1989-92

Game

*5	McManus, vs. Pittsburgh, 1/17/16
4	Prater, vs. New England, 1/19/14
3	Prater, vs. Pittsburgh, 1/8/12
	Elam, vs. N.Y. Jets, 1/17/99
	Treadwell, vs. Cleveland, 1/14/90
	Karlis, at Cleveland, 1/11/87 (OT)

* - Tied NFL record

Highest Field Goal Percentage (min. 5 FG)

Career

1.000	Brandon McManus, 2014-19 (10-10)
.833	Jason Elam, 1993-2007 (15-18)
.818	Matt Prater, 2008-13 (9-11)
.667	Rich Karlis, 1982-88 (12-18)
.636	David Treadwell, 1989-92 (7-11)

Longest Field Goal

54	Matt Prater, vs. New England, 1/19/14
52	Brandon McManus, vs. New England, 1/24/16
51	Brandon McManus, vs. Pittsburgh, 1/17/16
	Jason Elam, vs. Green Bay, 1/25/98
50	Jason Elam, vs. New England, 1/14/06
49	Jason Elam, at Indianapolis, 1/4/04
	David Treadwell, vs. Houston, 1/4/92
48	Jason Elam, vs. N.Y. Jets, 1/17/99
	Rich Karlis, vs. N.Y. Giants, 1/25/87
47	Jim Turner, vs. Dallas, 1/15/78

SCORING

Most Touchdowns Scored

Career

12	Terrell Davis, 1995-2002
6	Demaryius Thomas, 2010-18
	Rod Smith, 1995-2007
	John Elway, 1983-98
4	Howard Griffith, 1997-2001
	Vance Johnson, 1985-93, '95
3	Mike Anderson, 2000-05
	Derek Loville, 1997-99
	Sammy Winder, 1982-90
2	16 players

Game

3	Davis, vs. Green Bay, 1/25/98
2	13 times (last: Daniels vs. New England, 1/24/16)

Most Points Scored

Career

84	Jason Elam, 1993-2007
74	Terrell Davis, 1995-2002
55	Rich Karlis, 1982-88
40	Matt Prater, 2010-13
38	Demaryius Thomas, 2010-18
	Rod Smith, 1995-2007
	John Elway, 1983-98
33	Brandon McManus, 2014-17
32	David Treadwell, 1989-92
24	Howard Griffith, 1997-2001
	Vance Johnson, 1985-93, '95

Game

18	Davis, vs. Green Bay, 1/25/98
15	McManus, vs. Pittsburgh, 1/17/16
14	Prater, vs. New England, 1/19/14
13	Treadwell, vs. Cleveland, 1/14/90
12	13 times (last: Daniels, vs. New England, 1/24/16)

POSTSEASON TEAM RECORDS — OFFENSE / RUSHING / PASSING

POSTSEASON TEAM RECORDS

SCORING

MOST POINTS SCORED

42	vs. Jacksonville, 12/27/97
38	vs. Miami, 1/9/99
	vs. Cleveland, 1/17/88
37	vs. Cleveland, 1/14/90
35	vs. Baltimore, 1/12/13 (2 OT)
34	vs. Atlanta, 1/31/99
	vs. Houston, 1/10/88
	vs. Pittsburgh, 12/24/77
31	vs. Green Bay, 1/25/98
29	vs. Pittsburgh, 1/8/12

MOST POINTS SCORED, ONE HALF

27	vs. Cleveland, 1/14/90 (2nd)
24	at Pittsburgh, 1/11/98 (1st)
23	vs. N.Y. Jets, 1/17/99 (2nd)
21	vs. Baltimore, 1/12/13 (2 OT) (1st)
	at Indianapolis, 1/9/05 (2nd)
	vs. Miami, 1/9/99 (1st)
	vs. Jacksonville, 12/27/97 (2nd)
	vs. Jacksonville, 12/27/97 (1st)
	at L.A. Raiders, 1/9/94 (1st)
	vs. Cleveland, 1/17/88 (1st)

MOST POINTS SCORED, ONE QUARTER

21	vs. Jacksonville, 12/27/97 (4th)
20	vs. Pittsburgh, 1/8/12 (2nd)
	vs. N.Y. Jets, 1/17/99 (3rd)
17	vs. Atlanta, 1/31/99 (4th)
	at Pittsburgh, 1/11/98 (2nd)
15	vs. Jacksonville, 1/4/97 (4th)
14	vs. Baltimore, 1/12/13 (1st)
	at Indianapolis, 1/9/05 (3rd)
	vs. Miami, 1/9/99 (4th)
	vs. Miami, 1/9/99 (1st)
	vs. Jacksonville, 12/27/97 (1st)
	at L.A. Raiders, 1/9/94 (2nd)
	vs. Cleveland, 1/14/90 (3rd)
	vs. Cleveland, 1/17/88 (1st)

TOTAL OFFENSE

MOST TOTAL PLAYS

87	vs. Baltimore, 1/12/13 (2 OT)
77	at Cleveland, 1/11/87 (OT)
76	vs. Jacksonville, 12/27/97
	vs. Cleveland, 1/14/90
75	vs. N.Y. Jets, 1/17/99
	vs. New England, 1/4/87
73	at L.A. Raiders, 1/9/94
71	vs. New England, 1/19/14
	at New England, 1/14/12
70	vs. San Diego, 1/12/14

MOST TOTAL YARDS

511	vs. Jacksonville, 12/27/97 (310 rush/201 pass)
507	vs. New England, 1/19/14 (107/400)
497	vs. Cleveland, 1/14/90 (120/377)
457	vs. Atlanta, 1/31/99 (121/336)
447	vs. Pittsburgh, 1/8/12 (131/316) (OT)
441	vs. New England, 1/4/87 (188/253)
424	vs. Miami, 1/9/99 (250/174)
418	vs. Houston, 1/4/92 (151/267)
412	vs. Cleveland, 1/17/88 (156/256)
398	vs. Baltimore, 1/12/13 (2 OT) (125/273)

HIGHEST AVERAGE GAIN PER PLAY

8.1	vs. Pittsburgh, 1/8/12 (55-447)
7.1	vs. New England, 1/19/14 (71-507)
7.0	vs. Atlanta, 1/31/99 (65-457)
7.0	vs. Pittsburgh, 1/7/90 (52-364) (OT)
6.8	vs. Miami, 1/9/99 (62-424)

RUSHING

MOST RUSHES

49	vs. Jacksonville, 12/27/97
42	vs. New England, 1/4/87
41	vs. Baltimore, 1/12/13 (2 OT)
40	at New England, 1/14/12
39	vs. Green Bay, 1/25/98
	vs. Cleveland, 1/14/90
	vs. Cleveland, 1/17/88
38	vs. N.Y. Jets, 1/17/99
	vs. Miami, 1/9/99
37	at Cleveland, 1/11/87 (OT)
	vs. Oakland, 1/1/78
	vs. Pittsburgh, 12/24/77

MOST RUSHING YARDS

310	vs. Jacksonville, 12/27/97
250	vs. Miami, 1/9/99
188	vs. New England, 1/4/87
179	vs. Green Bay, 1/25/98
178	vs. N.Y. Jets, 1/17/99
156	vs. Cleveland, 1/17/88
151	vs. Houston, 1/4/92
150	at Pittsburgh, 1/11/98
149	at Cleveland, 1/11/87 (OT)
146	at Indianapolis, 1/4/04

HIGHEST AVERAGE GAIN PER RUSH (MIN. 10 RUSHES)

6.6	vs. Miami, 1/9/99 (38-250)
6.3	vs. Jacksonville, 12/27/97 (49-310)
6.0	vs. Jacksonville, 1/4/97 (21-126)
5.7	vs. Washington, 1/31/88 (17-97)
5.6	at Indianapolis, 1/4/04 (26-146)
5.0	at Pittsburgh, 1/11/98 (30-150)
4.9	vs. Houston, 1/4/92 (31-151)
4.7	vs. N.Y. Jets, 1/17/99 (38-178)

MOST RUSHING TOUCHDOWNS

5	vs. Jacksonville, 12/27/97
4	vs. Green Bay, 1/25/98
3	vs. Atlanta, 1/31/99
	vs. Miami, 1/9/99
2	Eight times (last: vs. New England, 1/14/06)

PASSING

MOST PASS ATTEMPTS

54	at L.A. Raiders, 1/9/94
49	vs. Seattle, 2/2/14
46	vs. Indianapolis, 1/11/15
43	vs. New England, 1/19/14
	vs. Baltimore, 1/12/13 (2 OT)
41	vs. N.Y. Giants, 1/25/87
39	vs. Washington, 1/31/88
38	Four times (last: at Baltimore, 12/31/00)

MOST COMPLETIONS

34	vs. Seattle, 2/2/14
32	vs. New England, 1/19/14
	at L.A. Raiders, 1/9/94
28	vs. Baltimore, 1/12/13 (2 OT)
26	vs. Indianapolis, 1/11/15
	vs. N.Y. Giants, 1/25/87
25	vs. San Diego, 1/12/14
	vs. Jacksonville, 1/4/97
24	at Indianapolis, 1/9/05
	at Seattle, 12/24/83

HIGHEST COMPLETION PERCENTAGE (MIN. 10 ATTEMPTS)

.767	at Indianapolis, 1/4/04 (23-30)
.744	vs. New England, 1/19/14 (32-43)
.706	at Seattle, 12/24/83 (24-34)
.706	at Indianapolis, 1/9/05 (24-34)
.694	vs. San Diego, 1/12/14 (25-36)
.694	vs. Seattle, 2/2/14 (34-49)
.667	vs. Jacksonville, 12/27/97 (16-24)
	at Buffalo, 1/12/92 (22-33)
.658	vs. Jacksonville, 1/4/97 (25-38)
.651	vs. Baltimore, 1/12/13 (2 OT) (28-43)

POSTSEASON TEAM RECORDS — FIRST DOWNS / SPECIAL TEAMS

MOST YARDS PASSING (NET YARDS)

400	vs. New England, 1/19/14
377	vs. Cleveland, 1/14/90
336	vs. Atlanta, 1/31/99
331	at L.A. Raiders, 1/9/94
320	vs. N.Y. Giants, 1/25/87
316	vs. Pittsburgh, 1/8/12 (OT)
273	vs. Baltimore, 1/12/13 (2 OT)
279	vs. Seattle, 2/2/14
267	vs. Houston, 1/4/92
260	at Indianapolis, 1/9/05

MOST TOUCHDOWN PASSES

3	vs. Baltimore, 1/12/13 (2 OT) at L.A. Raiders, 1/9/94 vs. Cleveland, 1/14/90 vs. Cleveland, 1/17/88
2	11 times (last: vs. New England, 1/24/16)

MOST INTERCEPTIONS THROWN

4	vs. Dallas, 1/15/78
3	vs. Washington, 1/31/88
2	vs. Seattle, 2/2/14 vs. Baltimore, 1/12/13 (2 OT) vs. Pittsburgh, 1/22/06 at Indianapolis, 1/4/04 vs. San Francisco, 1/28/90 vs. New England, 1/4/87 vs. Pittsburgh, 12/30/84 at Seattle, 12/24/83

MOST TIMES SACKED

6	vs. San Francisco, 1/28/90 at Houston, 12/23/79 at Pittsburgh, 12/30/78
5	vs. Carolina, 2/7/16 at New England, 1/14/12 at Baltimore, 12/31/00 vs. Washington, 1/31/88
4	at Buffalo, 1/12/92 vs. N.Y. Giants, 1/25/87 vs. Pittsburgh, 12/30/84 vs. Dallas, 1/15/78

MOST YARDAGE LOST ON SACKS

50	vs. Washington, 1/31/88
43	at Baltimore, 12/31/00
40	at Houston, 12/23/79
37	vs. Carolina, 2/7/16 vs. Pittsburgh, 12/30/84 at Pittsburgh, 12/30/78 at Buffalo, 1/12/92
34	vs. San Francisco, 1/28/90
33	vs. N.Y. Giants, 1/25/87

FIRST DOWNS

MOST FIRST DOWNS

30	vs. Baltimore, 1/12/13 (2 OT)
28	vs. Jacksonville, 12/27/97
27	vs. New England, 1/19/14
26	vs. San Diego, 1/12/14 at L.A. Raiders, 1/9/94 vs. Houston, 1/4/92
24	vs. Miami, 1/9/99 vs. Cleveland, 1/17/88 at Pittsburgh, 1/11/98
23	vs. N.Y. Giants, 1/25/87 vs. New England, 1/4/87

MOST FIRST DOWNS RUSHING

18	vs. Jacksonville, 12/27/97
14	vs. Green Bay, 1/25/98
13	vs. San Diego, 1/12/14 vs. Miami, 1/9/99 vs. Houston, 1/4/92
12	vs. New England, 1/4/87

MOST FIRST DOWNS PASSING

21	vs. New England, 1/19/14
18	at L.A. Raiders, 1/9/94
16	vs. N.Y. Giants, 1/25/87
15	vs. Baltimore, 1/12/13 (2 OT)
15	at Pittsburgh, 1/11/98
14	at Indianapolis, 1/9/05 vs. Atlanta, 1/31/99 vs. Cleveland, 1/14/90 at Seattle, 12/24/83
13	Four times (last: vs. Seattle, 2/2/14)

MOST FIRST DOWNS BY PENALTY

6	vs. Baltimore, 1/12/13 (2 OT)
4	at L.A. Raiders, 1/9/94
3	Six times (last: vs. Indianapolis, 1/11/15)

PUNTS

MOST PUNTS

9	vs. New England, 1/24/16 at Baltimore, 12/31/00
8	vs. Carolina, 2/7/16 vs. N.Y. Jets, 1/17/99
7	at New England, 1/14/12 vs. Washington, 1/31/88 at Cleveland, 1/11/87 (OT)

HIGHEST PUNTING AVERAGE (MIN. 4 PUNTS)

48.8	vs. Baltimore, 1/12/13 (2 OT) (5-244)
47.8	at Seattle, 12/24/83 (4-191)
47.0	vs. New England, 1/24/16 (9-423) vs. Pittsburgh, 1/17/16 (6-282)
46.4	vs. Cleveland, 1/14/90 (5-232)

HIGHEST NET PUNTING AVERAGE (MIN. 4 PUNTS)

45.6	vs. Carolina, 2/7/16 (8-365)
44.4	vs. Baltimore, 1/12/13 (2 OT) (5-222)
41.7	vs. New England, 1/24/16 (9-375)
41.0	vs. Pittsburgh, 1/8/12 (OT) (4-164)
40.3	vs. Pittsburgh, 1/17/17 (6-242) at Buffalo, 1/12/92 (6-242)
40.0	vs. Pittsburgh, 12/30/84 (4-160)

PUNT RETURNS

MOST PUNT RETURNS

5	vs. N.Y. Jets, 1/17/99
4	at Baltimore, 12/31/00 vs. Cleveland, 1/14/90 vs. New England, 1/4/87 vs. Dallas, 1/15/78 vs. Oakland, 1/1/78

MOST YARDS ON PUNT RETURNS

90	vs. Baltimore, 1/12/13 (2 OT)
79	vs. N.Y. Jets, 1/17/99
66	vs. San Diego, 1/12/14
61	vs. Carolina, 2/7/16
42	vs. Pittsburgh, 1/17/16

MOST PUNT RETURN TOUCHDOWNS

1	vs. Baltimore, 1/12/13 (2 OT)
---	-------------------------------

KICKOFF RETURNS

MOST KICKOFF RETURNS

9	vs. San Francisco, 1/28/90
8	at Indianapolis, 1/9/05
6	at Indianapolis, 1/4/04 vs. Jacksonville, 1/4/97 at L.A. Raiders, 1/9/94 at Seattle, 12/24/83 at Pittsburgh, 12/30/78 vs. Dallas, 1/15/78

POSTSEASON TEAM RECORDS — TURNOVERS / PENALTIES / DEFENSE

MOST YARDS ON KICKOFF RETURNS

196	vs. San Francisco, 1/28/90
188	at Indianapolis, 1/9/05
173	vs. Dallas, 1/15/78
171	vs. Baltimore, 1/12/13 (2 OT)
133	at Indianapolis, 1/4/04
123	vs. Jacksonville, 1/4/97
121	vs. Pittsburgh, 1/22/06
119	vs. Pittsburgh, 1/7/90
118	at Seattle, 12/24/83

MOST KICKOFF RETURN TOUCHDOWNS

1	vs. Baltimore, 1/12/13 (2 OT)
---	-------------------------------

FIELD GOALS

MOST FIELD GOALS ATTEMPTED

5	vs. Pittsburgh, 1/17/16
4	vs. New England, 1/19/14
	vs. Atlanta, 1/31/99
	vs. Cleveland, 1/14/90
	vs. N.Y. Giants, 1/25/87
3	Eight times (last: vs. Carolina, 2/7/16)

MOST FIELD GOALS MADE

5	vs. Pittsburgh, 1/17/16
4	vs. New England, 1/19/14
3	vs. Carolina, 2/7/16
	vs. Pittsburgh, 1/8/12 (OT)
	vs. N.Y. Jets, 1/17/99
	vs. Cleveland, 1/14/90
	at Cleveland, 1/11/87 (OT)

FUMBLES

MOST BRONCOS FUMBLES

4	vs. Seattle, 2/2/14
	at Kansas City, 1/4/98
	at Buffalo, 1/12/92
	vs. Dallas, 1/15/78
3	Five times (last: vs. Carolina, 2/7/16)

MOST BRONCOS FUMBLES LOST

4	vs. Dallas, 1/15/78
2	Seven times (last: vs. Seattle, 2/2/14)

MOST OPPONENT FUMBLES

6	vs. Dallas, 1/15/78
4	vs. Carolina, 2/7/16
	vs. N.Y. Jets, 1/17/99
	at Pittsburgh, 12/30/78
3	Six times (last: vs. New England, 1/14/06)

MOST OPPONENT FUMBLES RECOVERED

4	vs. N.Y. Jets, 1/17/99
3	vs. Carolina, 2/7/16
	vs. New England, 1/14/06
	vs. Cleveland, 1/17/88
2	Five times (last: vs. Green Bay, 1/25/98)

TURNOVERS

MOST TAKEAWAYS

6	vs. N.Y. Jets, 1/17/99 (2 INT / 4 FUM)
---	--

MOST GIVEAWAYS

8	vs. Dallas, 1/15/78 (4 INT / 4 FUM)
---	-------------------------------------

BEST TAKEAWAY RATIO

+6	vs. N.Y. Jets, 1/17/99 (6 Takeaways / 0 Giveaways)
----	--

WORST TAKEAWAY RATIO

-6	vs. Dallas, 1/15/78 (2 Takeaways / 8 Giveaways)
----	---

PENALTIES

MOST PENALTIES

10	vs. Baltimore, 1/12/13 (2 OT)
	at L.A. Raiders, 1/9/94
9	vs. Jacksonville, 12/27/97
8	Five times (Last: at Kansas City, 1/4/98)

MOST YARDS PENALIZED

104	at Pittsburgh, 12/30/78
97	at L.A. Raiders, 1/9/94
94	vs. Jacksonville, 12/27/97
87	vs. Baltimore, 1/12/13 (2 OT)
70	vs. Houston, 1/4/92
	at Houston, 12/23/79
65	vs. Green Bay, 1/25/98
64	at Kansas City, 1/4/98
	vs. Jacksonville, 1/4/97
61	vs. Atlanta, 1/31/99

FEWEST PENALTIES

0	vs. San Francisco, 1/28/90
1	vs. Cleveland, 1/14/90
	vs. Pittsburgh, 12/30/84
2	vs. Indianapolis, 1/11/15
	vs. Pittsburgh, 1/7/90
3	Two times (last: vs. New England, 1/4/87)

FEWEST YARDS PENALIZED

0	vs. San Francisco, 1/28/90
5	vs. Cleveland, 1/14/90
	vs. Pittsburgh, 12/30/84
8	vs. Indianapolis, 1/11/15
19	vs. Pittsburgh, 1/7/90
20	Four times (last: vs. Pittsburgh, 1/22/06)

TOTAL DEFENSE

FEWEST TOTAL PLAYS ALLOWED

49	vs. San Diego, 1/12/14
	vs. Jacksonville, 12/27/97
51	vs. Miami, 1/9/99
53	at L.A. Raiders, 1/9/94
	at Seattle, 12/24/83
54	at Indianapolis, 1/4/04
	vs. New England, 1/4/87
55	vs. Seattle, 2/2/14
	at Baltimore, 12/31/00
	vs. Houston, 1/4/92

FEWEST TOTAL YARDS ALLOWED

213	at Buffalo, 1/12/92 (104 rush/109 pass)
237	vs. Jacksonville, 12/27/97 (50/187)
240	at Baltimore, 12/31/00 (122/118)
252	vs. Miami, 1/9/99 (14/238)
256	vs. Cleveland, 1/14/90 (66/190)
259	vs. San Diego, 1/12/14 (65/194)
271	vs. New England, 1/4/87 (121/150)
282	at Houston, 12/23/79 (135/147)
298	vs. Oakland, 1/1/78 (94/204)
303	at Kansas City, 1/4/98 (77/226)

LOWEST AVERAGE YIELD PER PLAY

3.5	at Buffalo, 1/12/92 (63-213)
4.0	vs. Pittsburgh, 12/24/77 (76-304)
4.1	vs. Cleveland, 1/14/90 (62-256)
4.1	vs. Oakland, 1/1/78 (72-298)

SCORING DEFENSE

FEWEST POINTS ALLOWED

3	vs. Miami, 1/9/99
10	vs. Carolina, 2/7/16
	vs. N.Y. Jets, 1/17/99
	at Kansas City, 1/4/98
	at Buffalo, 1/12/92
	vs. Houston, 1/10/88
13	vs. New England, 1/14/06
	at Houston, 12/23/79
16	vs. Pittsburgh, 1/17/16
	vs. New England, 1/19/14
17	vs. San Diego, 1/12/14
	vs. Jacksonville, 12/27/97
	vs. New England, 1/4/87
	vs. Oakland, 1/1/78

POSTSEASON TEAM RECORDS — DEFENSE / MISCELLANEOUS

RUSHING DEFENSE

FEWEST RUSHES ALLOWED

13	vs. N.Y. Jets, 1/17/99
	vs. Miami, 1/9/99
14	vs. Jacksonville, 12/27/97
	vs. Cleveland, 1/14/90
16	vs. New England, 1/19/14
17	vs. New England, 1/24/16
18	vs. San Diego, 1/12/14
19	vs. Pittsburgh, 1/17/17
	vs. Houston, 1/4/92
20	vs. Green Bay, 1/25/98

FEWEST RUSHING YARDS ALLOWED

14	vs. N.Y. Jets, 1/17/99
	vs. Miami, 1/9/99
44	vs. New England, 1/24/16
50	vs. Jacksonville, 12/27/97
64	vs. New England, 1/19/14
65	vs. San Diego, 1/12/14
66	vs. Cleveland, 1/14/90
73	vs. Houston, 1/10/88
76	at Indianapolis, 1/9/05
77	at Kansas City, 1/4/98

LOWEST AVERAGE YIELD PER RUSH (MIN. 10 RUSHES)

1.1	vs. N.Y. Jets, 1/17/99 (13-14)
	vs. Miami, 1/9/99 (13-14)
2.6	vs. New England, 1/24/16 (17-44)
2.6	vs. Oakland, 1/1/78 (36-94)
2.7	vs. Pittsburgh, 1/22/06 (33-90)
2.8	vs. Houston, 1/10/88 (26-73)
3.0	at Buffalo, 1/12/92 (35-104)
3.0	at Cleveland, 1/11/87 (33-100) (OT)

PASSING DEFENSE

FEWEST PASS ATTEMPTS ALLOWED

13	at Seattle, 12/24/83
15	at Baltimore, 12/31/00
19	at L.A. Raiders, 1/9/94
22	at Houston, 12/23/79
24	vs. New England, 1/4/87
25	at Buffalo, 1/12/92
	vs. N.Y. Giants, 1/25/87
26	vs. Seattle, 2/2/14
27	vs. San Diego, 1/12/14
28	Two times (last: vs. Pittsburgh, 12/30/84)

FEWEST COMPLETIONS ALLOWED

9	at Baltimore, 12/31/00
10	at Houston, 12/23/79
12	at Seattle, 12/24/83
13	at L.A. Raiders, 1/9/94
	at Buffalo, 1/12/92
	vs. New England, 1/4/87
16	at Pittsburgh, 12/30/78
17	Two times (last: vs. Pittsburgh, 12/30/84)

LOWEST COMPLETION PCT. ALLOWED (MIN. 10 ATTEMPTS)

.432	vs. Cleveland, 1/14/90 (19-44)
.439	vs. Carolina, 2/7/16 (18-41)
.455	at Houston, 12/23/79 (10-22)
.482	vs. New England, 1/24/16 (27-56)
.486	vs. Oakland, 1/1/78 (17-35)
.500	at Pittsburgh, 1/11/98 (18-36)
.514	vs. Pittsburgh, 12/24/77 (19-37)
.520	at Buffalo, 1/12/92 (13-25)
.529	vs. Baltimore, 1/12/13 (2 OT) (18-34)
.542	vs. New England, 1/4/87 (13-24)

FEWEST YARDS PASSING ALLOWED (NET YARDS)

109	at Buffalo, 1/12/92
118	at Baltimore, 12/31/00
147	at Houston, 12/23/79
150	vs. New England, 1/4/87
177	vs. Pittsburgh, 12/24/77
179	at Seattle, 12/24/83
182	vs. Dallas, 1/15/78
187	vs. Jacksonville, 12/27/97
190	vs. Cleveland, 1/14/90
193	at Pittsburgh, 1/11/98

MOST OPPONENT PASSES INTERCEPTED

3	vs. Atlanta, 1/31/99
	at Pittsburgh, 1/11/98
	vs. Cleveland, 1/14/90
	vs. Pittsburgh, 12/24/77
2	Nine times (last: vs. New England, 1/24/16)

MOST YARDS ON INTERCEPTION RETURNS

136	vs. Atlanta, 1/31/99
105	vs. New England, 1/14/06
75	vs. Houston, 1/10/88
64	vs. Pittsburgh, 12/24/77
48	vs. N.Y. Jets, 1/17/99
	vs. Miami, 1/9/99

MOST SACKS

7	vs. Carolina, 2/7/16
6	vs. New England, 1/4/87
5	vs. Dallas, 1/15/78
4	vs. New England, 1/24/16
	vs. San Diego, 1/12/14
	at Kansas City, 1/4/98
	vs. Cleveland, 1/14/90

MOST YARDS ON SACKS

68	vs. Carolina, 2/7/16
44	vs. New England, 1/4/87
35	vs. Dallas, 1/15/78
34	at Kansas City, 1/4/98
28	vs. Pittsburgh, 1/17/16

PUNTING

MOST OPPONENT PUNTS

10	at Baltimore, 12/31/00
9	vs. New England, 1/4/87
8	vs. Baltimore, 1/12/13 (2 OT)
	at Buffalo, 1/12/92
	vs. Cleveland, 1/14/90
7	vs. Carolina, 2/7/16
	vs. N.Y. Jets, 1/17/99

LOWEST OPPONENT PUNTING AVERAGE (MIN. 4 PUNTS)

29.5	vs. Jacksonville, 12/27/97 (4-118)
35.5	vs. Green Bay, 1/25/98 (4-142)
36.0	vs. Oakland, 1/1/78 (5-180)
37.0	vs. Pittsburgh, 1/22/06 (4-148)
37.5	vs. Washington, 1/31/88 (4-150)

FIRST DOWNS

FEWEST OPPONENT FIRST DOWNS

12	at Buffalo, 1/12/92
	vs. New England, 1/4/87
13	vs. San Diego, 1/12/14
	at Baltimore, 12/31/00
14	vs. Miami, 1/9/99
	vs. Jacksonville, 12/27/97
	vs. Cleveland, 1/14/90
15	vs. New England, 1/14/06
16	vs. Pittsburgh, 1/17/16

FEWEST OPPONENT RUSHING FIRST DOWNS

1	vs. San Diego, 1/12/14
	vs. N.Y. Jets, 1/17/99
	vs. Miami, 1/9/99
3	vs. New England, 1/24/16
	vs. New England, 1/14/06
	vs. Jacksonville, 12/27/97
	vs. Cleveland, 1/14/90
4	vs. Carolina, 2/7/16
	vs. New England, 1/19/14
	vs. Baltimore, 1/12/13 (2 OT)
	vs. Green Bay, 1/25/98
	at Kansas City, 1/4/98
	at Cleveland, 1/11/87 (OT)

FEWEST OPPONENT PASSING FIRST DOWNS

5	at Buffalo, 1/12/92
---	---------------------

ALL-TIME 1,000-YARD RUSHING SEASONS

Player	Year	Att.	Yards	Avg.	TD
Floyd Little	1971	284	1,133	4.0	6
Otis Armstrong	1974	263	1,407	5.3	9
Otis Armstrong	1976	247	1,008	4.1	5
Sammy Winder	1984	296	1,153	3.9	4
Bobby Humphrey	1989	294	1,151	3.9	7
Bobby Humphrey	1990	288	1,202	4.2	7
Gaston Green	1991	261	1,037	4.0	7
Terrell Davis	1995	237	1,117	4.7	7
Terrell Davis	1996	345	1,538	4.5	13
Terrell Davis	1997	369	1,750	4.7	15
Terrell Davis	1998	392	2,008	5.1	21
Olandis Gary	1999	276	1,159	4.2	4
Mike Anderson	2000	297	1,487	5.0	15
Clinton Portis	2002	273	1,508	5.5	14
Clinton Portis	2003	290	1,591	5.5	14
Reuben Droughns	2004	275	1,240	4.5	6
Mike Anderson	2005	239	1,014	4.2	12
Tatum Bell	2006	233	1,025	4.4	2
Willis McGahee	2011	249	1,199	4.8	4
Knowshon Moreno	2013	241	1,038	4.3	10
C.J. Anderson	2017	245	1,007	4.1	3
Phillip Lindsay	2018	192	1,037	5.4	7
Phillip Lindsay	2019	206	1,011	5.4	7
TOTALS (23) — Terrell Davis 4, Mike Anderson 2, Otis Armstrong 2, Bobby Humphrey 2, Clinton Portis 2, Phillip Lindsay 2, C.J. Anderson 1, Tatum Bell 1, Reuben Droughns 1, Olandis Gary 1, Gaston Green 1, Floyd Little 1, Willis McGahee 1, Knowshon Moreno 1, Sammy Winder 1.					

ALL-TIME 1,000-YARD RECEIVING SEASONS

Player	Year	Rec.	Yards	Avg.	TD
Lionel Taylor	1960	92	1,235	13.4	12
Lionel Taylor	1961	100	1,176	11.8	4
Lionel Taylor	1963	109	1,101	14.1	10
Lionel Taylor	1965	65	1,131	13.3	6
Steve Watson	1981	60	1,244	20.7	13
Steve Watson	1983	59	1,133	19.2	7
Steve Watson	1984	68	1,170	17.0	7
Vance Johnson	1989	66	1,056	16.0	4
Anthony Miller	1994	60	1,107	18.5	5
Shannon Sharpe	1994	87	1,010	11.6	4
Anthony Miller	1995	59	1,079	18.3	14
Shannon Sharpe	1996	60	1,062	17.7	10
Rod Smith	1997	70	1,180	16.9	12
Shannon Sharpe	1997	72	1,107	15.4	6
Rod Smith	1998	86	1,223	14.2	7
Ed McCaffrey	1998	94	1,062	16.5	10
Rod Smith	1999	79	1,020	12.9	4
Ed McCaffrey	1999	71	1,018	14.3	7
Rod Smith	2000	100	1,602	16.0	8
Ed McCaffrey	2000	101	1,017	10.1	9
Rod Smith	2001	113	1,343	11.9	11
Rod Smith	2002	89	1,027	11.5	5
Rod Smith	2004	79	1,144	14.5	7
Ashley Lelie	2004	85	1,084	12.8	7
Rod Smith	2005	85	1,105	13.0	6
Javon Walker	2006	69	1,084	15.7	8
Brandon Marshall	2007	102	1,325	13.0	7
Brandon Marshall	2008	104	1,265	12.2	6
Brandon Marshall	2009	101	1,120	11.1	10
Brandon Lloyd	2010	77	1,448	18.8	11
Demaryius Thomas	2012	94	1,434	15.3	10
Eric Decker	2012	85	1,064	12.5	13
Demaryius Thomas	2013	92	1,430	15.5	14
Eric Decker	2013	87	1,288	14.8	11
Demaryius Thomas	2014	111	1,619	14.6	11
Emmanuel Sanders	2014	101	1,404	13.9	9
Demaryius Thomas	2015	105	1,304	12.4	7
Emmanuel Sanders	2015	116	1,355	11.7	6
Demaryius Thomas	2016	90	1,083	12.0	5
Emmanuel Sanders	2016	79	1,032	13.1	6
Courtland Sutton	2019	72	1,112	15.4	6
TOTALS (41) — Rod Smith 8, Demaryius Thomas 5, Lionel Taylor 4, Brandon Marshall 3, Ed McCaffrey 3, Shannon Sharpe 3, Steve Watson 3, Emmanuel Sanders 3, Eric Decker 2, Anthony Miller 2, Vance Johnson 1, Ashley Lelie 1, Brandon Lloyd 1, Courtland Sutton 1, Javon Walker 1.					

ALL-TIME 3,000-YARD PASSING SEASONS

Player	Year	Att.	Cmp.	Pct.	Yards	TD	INT	Rtg.
Frank Tripucka	1960	373	249	51.9	3,038	34	34	58.9
Craig Morton	1981	525	255	59.8	3,195	21	14	90.5
John Elway	1985	605	327	54.0	3,891	22	23	70.2
John Elway	1986	504	280	55.6	3,485	19	13	79.0
John Elway	1987	410	224	54.6	3,485	19	12	83.4
John Elway	1988	468	274	52.2	3,389	17	19	71.4
John Elway	1989	416	223	53.6	3,051	18	18	73.7
John Elway	1990	502	294	58.6	3,526	15	14	78.5
John Elway	1991	457	242	52.7	3,253	13	12	75.4
John Elway	1993	551	348	63.2	4,030	25	10	95.8
John Elway	1994	494	307	62.1	3,490	26	10	85.7
John Elway	1995	542	316	58.3	3,970	26	14	86.4
John Elway	1996	466	287	61.6	3,328	26	14	89.2
John Elway	1997	502	280	55.8	3,632	27	11	87.5
Brian Griese	1999	452	281	62.2	3,526	24	14	75.8
Brian Griese	2002	436	291	66.7	3,214	15	15	85.6
Jake Plummer	2004	521	303	58.2	4,089	27	20	84.5
Jake Plummer	2005	456	277	60.7	3,366	18	7	90.2
Jay Cutler	2007	467	297	63.6	3,877	20	14	88.1
Jay Cutler	2008	616	384	62.3	4,526	25	18	88.0
Kyle Orton	2009	541	336	62.1	3,802	21	12	86.8
Kyle Orton	2010	498	293	58.8	3,653	20	9	87.5
Peyton Manning	2012	583	400	68.6	4,659	37	11	105.9
Peyton Manning	2013	502	350	69.7	3,850	35	10	115.1
Peyton Manning	2014	597	395	66.2	4,727	39	15	101.5
Trevor Siemian	2016	486	289	59.5	3,401	18	10	81.6
Case Keenum	2018	586	365	62.3	3,890	18	15	84.2
Teddy Bridgewater	2021	423	262	62.0	3,259	18	7	94.3
Russell Wilson	2022	423	292	69.0	3,824	16	11	84.3
TOTALS (29) — John Elway 12, Peyton Manning 3, Jay Cutler 2, Brian Griese 2, Jake Plummer 2, Kyle Orton 2, Case Keenum 1, Craig Morton 1, Trevor Siemian 1, Frank Tripucka 1, Russell Wilson 1.								

OUTSTANDING PERFORMANCES

A Complete List of Denver's 100-Yard Rushing, 100-Yard Receiving and 300-Yard Passing Performances along with 100-Yard Rushing Halves and 100-Yard Rushing Quarters

100-Yard Rushing Games — 220 Total (211 regular season / 9 postseason)

Player	Performance	Date	Opponent
Don Stone	17-104, 1 TD	Oct. 6, 1963	vs. San Diego
Billy Joe	20-105, 0 TD	Nov. 17, 1963	vs. N.Y. Jets
Billy Joe	16-108, 1 TD	Nov. 15, 1964	vs. N.Y. Jets
Cookie Gilchrist	32-142, 0 TD	Sept. 24, 1965	at Boston
Cookie Gilchrist	16-119, 0 TD	Nov. 14, 1965	at Houston
Floyd Little	26-126, 1 TD	Oct. 27, 1968	vs. Miami
Floyd Little	30-147, 1 TD	Nov. 3, 1969	at Boston
Floyd Little	21-105, 1 TD	Sept. 14, 1969	vs. Boston
Floyd Little	15-104, 1 TD	Sept. 21, 1969	vs. N.Y. Jets
Floyd Little	28-104, 1 TD	Oct. 10, 1969	at Cincinnati
Floyd Little	16-166, 1 TD	Oct. 25, 1970	at San Francisco
Bobby Anderson	16-140, 1 TD	Oct. 17, 1971	vs. San Diego
Floyd Little	25-106, 1 TD	Oct. 24, 1971	vs. San Diego
Floyd Little	24-123, 1 TD	Oct. 31, 1971	at Philadelphia
Floyd Little	22-123, 0 TD	Nov. 14, 1971	vs. Cincinnati
Floyd Little	26-101, 0 TD	Dec. 5, 1971	vs. Chicago
Floyd Little	22-125, 0 TD	Sept. 17, 1972	vs. Houston
Floyd Little	18-100, 2 TD	Oct. 15, 1972	vs. Minnesota
Floyd Little	14-124, 2 TD	Nov. 5, 1972	at N.Y. Giants
Floyd Little	19-123, 1 TD	Oct. 14, 1973	at Houston
Floyd Little	30-123, 0 TD	Oct. 28, 1973	at N.Y. Jets
Joe Dawkins	22-109, 2 TD	Nov. 11, 1973	vs. San Diego
Floyd Little	22-131, 0 TD	Sept. 22, 1974	vs. Pittsburgh
Otis Armstrong	17-132, 2 TD	Oct. 27, 1974	at Cleveland
Otis Armstrong	19-110, 1 TD	Nov. 10, 1974	at Baltimore
Otis Armstrong	29-146, 0 TD	Nov. 24, 1974	at Oakland
Otis Armstrong	15-146, 1 TD	Nov. 24, 1974	at Oakland
Jon Keyworth	24-148, 1 TD	Nov. 28, 1974	at Detroit
Otis Armstrong	31-83, 3 TD	Nov. 8, 1974	at Houston
Otis Armstrong	18-133, 0 TD	Dec. 15, 1974	vs. Houston
Otis Armstrong	20-101, 1 TD	Dec. 15, 1974	at San Diego
Otis Armstrong	16-102, 1 TD	Nov. 30, 1975	vs. San Diego
Otis Armstrong	16-116, 0 TD	Oct. 24, 1976	at Kansas City
Otis Armstrong	28-116, 0 TD	Nov. 12, 1976	vs. Tampa Bay
Otis Armstrong	19-126, 0 TD	Dec. 12, 1976	at Chicago
Norris Weese	21-120, 0 TD	Dec. 12, 1976	at Chicago
Otis Armstrong	21-120, 0 TD	Nov. 20, 1977	at Kansas City
Rob Lytle	18-110, 1 TD	Nov. 13, 1978	vs. Green Bay
Rob Lytle	23-107, 1 TD	Nov. 25, 1979	vs. Oakland
Otis Armstrong	25-106, 1 TD	Oct. 13, 1980	vs. Washington
Otis Armstrong	20-106, 0 TD	Oct. 26, 1980	vs. Washington
Sammy Winder	20-119, 0 TD	Sept. 25, 1983	at N.Y. Giants
Sammy Winder	26-165, 0 TD	Oct. 9, 1983	vs. L.A. Raiders
Sammy Winder	31-139, 0 TD	Sept. 9, 1983	at Houston
Sammy Winder	34-139, 0 TD	Sept. 23, 1984	vs. Kansas City
Sammy Winder	34-126, 0 TD	Oct. 28, 1984	vs. Kansas City
Sammy Winder	20-103, 2 TD	Oct. 28, 1984	at L.A. Raiders
Sammy Winder	20-103, 2 TD	Sept. 29, 1985	vs. Miami
Sammy Winder	20-103, 2 TD	Sept. 21, 1986	at Philadelphia
Sammy Winder	19-102, 0 TD	Jan. 4, 1987	vs. New England
Joe Duke	23-128, 2 TD	Oct. 12, 1987	vs. New England
Tony Dorsett	23-113, 2 TD	Oct. 11, 1988	vs. L.A. Raiders
Tony Dorsett	32-113, 2 TD	Oct. 11, 1988	vs. San Diego
Tony Dorsett	32-109, 2 TD	Sept. 26, 1988	vs. L.A. Raiders
Sammy Winder	17-100, 0 TD	Oct. 9, 1988	at San Francisco
Bobby Humphrey	23-107, 2 TD	Oct. 8, 1988	vs. San Diego
Bobby Humphrey	25-105, 2 TD	Nov. 5, 1988	vs. Pittsburgh
Bobby Humphrey	35-105, 0 TD	Nov. 20, 1988	vs. Pittsburgh
Bobby Humphrey	31-110, 0 TD	Nov. 20, 1989	at Washington
Bobby Humphrey	31-120, 0 TD	Dec. 3, 1989	at L.A. Raiders
Bobby Humphrey	23-125, 0 TD	Dec. 16, 1989	at Phoenix
Bobby Humphrey	19-128, 2 TD	Sept. 17, 1990	vs. Kansas City
Bobby Humphrey	25-129, 0 TD	Sept. 23, 1990	vs. Kansas City
Bobby Humphrey	34-129, 0 TD	Sept. 30, 1990	vs. Seattle
Bobby Humphrey	20-177, 1 TD	Sept. 30, 1990	at Buffalo
Bobby Humphrey	20-106, 0 TD	Oct. 8, 1990	vs. Cleveland
Gaston Green	24-126, 3 TD	Sept. 22, 1991	vs. Cincinnati
Gaston Green	24-126, 3 TD	Sept. 22, 1991	vs. Cincinnati
Gaston Green	26-158, 0 TD	Sept. 29, 1991	vs. San Diego
Gaston Green	19-111, 1 TD	Sept. 29, 1991	at Minnesota
Greg Lewis	18-111, 1 TD	Nov. 3, 1991	vs. Pittsburgh
Gaston Green	24-103, 0 TD	Nov. 10, 1991	vs. L.A. Raiders
Gaston Green	24-133, 0 TD	Nov. 17, 1991	at Kansas City
Rod Bernstine	23-101, 0 TD	Oct. 18, 1993	vs. L.A. Raiders
Rod Bernstine	21-103, 0 TD	Dec. 18, 1993	at Chicago
Leonard Russell	24-103, 0 TD	Oct. 18, 1994	at Seattle
Leonard Russell	29-109, 1 TD	Nov. 13, 1994	vs. Seattle
Terrell Davis	22-135, 1 TD	Nov. 13, 1995	vs. Seattle
Terrell Davis	30-176, 1 TD	Nov. 19, 1995	vs. Arizona
Terrell Davis	18-130, 0 TD	Nov. 26, 1995	vs. San Diego
Glyn Milburn	18-131, 0 TD	Dec. 10, 1995	at Houston
Aaron Craver	20-108, 1 TD	Dec. 10, 1995	vs. Seattle
Terrell Davis	28-111, 0 TD	Dec. 24, 1995	at Oakland
Terrell Davis	28-111, 0 TD	Sept. 8, 1996	at Seattle
Terrell Davis	22-137, 1 TD	Sept. 15, 1996	vs. Tampa Bay
Terrell Davis	19-141, 2 TD	Sept. 22, 1996	at Kansas City
Terrell Davis	24-112, 0 TD	Sept. 29, 1996	at Cincinnati
Terrell Davis	28-194, 2 TD	Oct. 20, 1996	vs. Baltimore

OUTSTANDING PERFORMANCES, CONT.

100-Yard Rushing Games, cont.

Player.....	Performance.....	Date, Opponent.....
Terrell Davis.....	32-154, 2 TD.....	Nov. 17, 1996, at New England
Terrell Davis.....	26-106, 1 TD.....	Dec. 1, 1996, at Seattle
Terrell Davis.....	26-101, 1 TD.....	Aug. 31, 1997, vs. Kansas City
Terrell Davis.....	21-107, 1 TD.....	Sept. 7, 1997, at Seattle
Terrell Davis.....	21-103, 0 TD.....	Sept. 14, 1997, vs. St. Louis
Terrell Davis.....	27-215, 1 TD.....	Sept. 21, 1997, vs. Cincinnati
Terrell Davis.....	32-171, 2 TD.....	Oct. 6, 1997, vs. New England
Terrell Davis.....	42-207, 1 TD.....	Oct. 26, 1997, at Buffalo
Terrell Davis.....	21-101, 0 TD.....	Nov. 2, 1997, vs. Seattle
Terrell Davis.....	21-104, 0 TD.....	Nov. 9, 1997, vs. Carolina
Terrell Davis.....	34-127, 0 TD.....	Nov. 16, 1997, at Kansas City
Terrell Davis.....	26-178, 1 TD.....	Nov. 30, 1997, at San Diego
Terrell Davis.....	31-184, 2 TD.....	Dec. 27, 1997, vs. Jacksonville*
Terrell Davis.....	11-103, 2 TD.....	Dec. 27, 1997, vs. Jacksonville*
Derek Loville.....	25-101, 2 TD.....	Jan. 4, 1998, at Kansas City*
Terrell Davis.....	26-139, 1 TD.....	Jan. 11, 1998, at Pittsburgh*
Terrell Davis.....	30-157, 3 TD.....	Jan. 25, 1998, vs. Green Bay†
Terrell Davis.....	23-191, 3 TD.....	Sept. 13, 1998, vs. Dallas
Terrell Davis.....	28-104, 0 TD.....	Sept. 20, 1998, at Oakland
Terrell Davis.....	21-119, 1 TD.....	Sept. 27, 1998, at Washington
Terrell Davis.....	20-168, 2 TD.....	Oct. 4, 1998, vs. Philadelphia
Terrell Davis.....	30-208, 1 TD.....	Oct. 11, 1998, at Seattle
Terrell Davis.....	31-136, 3 TD.....	Oct. 25, 1998, vs. Jacksonville
Terrell Davis.....	27-149, 2 TD.....	Nov. 1, 1998, at Cincinnati
Terrell Davis.....	18-111, 1 TD.....	Nov. 16, 1998, at Kansas City
Terrell Davis.....	31-162, 1 TD.....	Nov. 22, 1998, vs. Oakland
Terrell Davis.....	28-147, 1 TD.....	Dec. 13, 1998, at N.Y. Giants
Terrell Davis.....	29-178, 0 TD.....	Dec. 27, 1998, vs. Seattle
Terrell Davis.....	21-199, 2 TD.....	Jan. 9, 1999, vs. Miami*
Terrell Davis.....	32-167, 1 TD.....	Jan. 17, 1999, vs. N.Y. Jets*
Terrell Davis.....	25-102, 0 TD.....	Jan. 31, 1999, vs. Atlanta ³
Olandis Gary.....	37-124, 1 TD.....	Oct. 17, 1999, vs. Green Bay
Olandis Gary.....	30-108, 2 TD.....	Nov. 7, 1999, at San Diego
Olandis Gary.....	22-183, 0 TD.....	Dec. 19, 1999, vs. Seattle
Olandis Gary.....	29-185, 1 TD.....	Dec. 25, 1999, at Detroit
Mike Anderson.....	31-131, 2 TD.....	Sept. 10, 2000, vs. Atlanta
Mike Anderson.....	32-187, 0 TD.....	Sept. 17, 2000, at Oakland
Mike Anderson.....	20-103, 1 TD.....	Oct. 15, 2000, vs. Cleveland
Terrell Davis.....	33-115, 1 TD.....	Nov. 5, 2000, at N.Y. Jets
Mike Anderson.....	30-195, 2 TD.....	Nov. 26, 2000, at Seattle
Mike Anderson.....	37-251, 4 TD.....	Dec. 3, 2000, at New Orleans
Mike Anderson.....	29-131, 2 TD.....	Dec. 10, 2000, vs. Seattle
Terrell Davis.....	21-101, 0 TD.....	Sept. 10, 2001, vs. N.Y. Giants
Mike Anderson.....	22-155, 1 TD.....	Oct. 7, 2001, vs. Kansas City
Mike Anderson.....	33-118, 1 TD.....	Nov. 22, 2001, at Dallas
Terrell Davis.....	19-109, 0 TD.....	Dec. 9, 2001, vs. Seattle
Clinton Portis.....	18-103, 1 TD.....	Sept. 22, 2002, vs. Buffalo
Clinton Portis.....	20-102, 0 TD.....	Oct. 6, 2002, vs. San Diego
Clinton Portis.....	26-111, 2 TD.....	Oct. 27, 2002, at New England
Clinton Portis.....	23-136, 0 TD.....	Nov. 17, 2002, at Seattle
Clinton Portis.....	23-159, 2 TD.....	Dec. 1, 2002, at San Diego
Clinton Portis.....	24-103, 0 TD.....	Dec. 8, 2002, at N.Y. Jets
Clinton Portis.....	21-130, 3 TD.....	Dec. 15, 2002, vs. Kansas City
Clinton Portis.....	24-228, 2 TD.....	Dec. 29, 2002, vs. Arizona
Clinton Portis.....	24-120, 2 TD.....	Sept. 7, 2003, at Cincinnati
Clinton Portis.....	12-129, 0 TD.....	Sept. 14, 2003, at San Diego
Clinton Portis.....	23-141, 1 TD.....	Oct. 5, 2003, at Kansas City
Clinton Portis.....	25-117, 1 TD.....	Oct. 19, 2003, at Minnesota
Clinton Portis.....	26-111, 1 TD.....	Nov. 3, 2003, vs. New England
Clinton Portis.....	25-106, 0 TD.....	Nov. 16, 2003, vs. San Diego
Clinton Portis.....	14-165, 0 TD.....	Nov. 23, 2003, vs. Chicago
Clinton Portis.....	34-170, 2 TD.....	Nov. 30, 2003, at Oakland
Clinton Portis.....	22-218, 5 TD.....	Dec. 7, 2003, vs. Kansas City
Clinton Portis.....	38-139, 2 TD.....	Dec. 14, 2003, vs. Cleveland
Clinton Portis.....	28-136, 0 TD.....	Dec. 21, 2003, at Indianapolis
Clinton Portis.....	23-156, 2 TD.....	Sept. 12, 2004, vs. Kansas City
Reuben Droughns.....	30-193, 0 TD.....	Oct. 10, 2004, vs. Carolina
Reuben Droughns.....	38-176, 1 TD.....	Oct. 17, 2004, at Oakland
Reuben Droughns.....	24-110, 0 TD.....	Oct. 25, 2004, at Cincinnati
Reuben Droughns.....	29-120, 0 TD.....	Nov. 7, 2004, vs. Houston
Reuben Droughns.....	28-166, 1 TD.....	Nov. 21, 2004, at New Orleans
Reuben Droughns.....	28-102, 1 TD.....	Nov. 28, 2004, vs. Oakland
Tatum Bell.....	17-123, 2 TD.....	Dec. 12, 2004, vs. Miami
Mike Anderson.....	23-115, 0 TD.....	Oct. 2, 2005, at Jacksonville
Tatum Bell.....	12-127, 2 TD.....	Oct. 9, 2005, vs. Washington
Tatum Bell.....	13-114, 1 TD.....	Oct. 16, 2005, vs. New England
Mike Anderson.....	24-120, 1 TD.....	Oct. 23, 2005, at N.Y. Giants
Mike Anderson.....	21-126, 1 TD.....	Oct. 30, 2005, vs. Philadelphia
Tatum Bell.....	14-107, 2 TD.....	Oct. 30, 2005, vs. Philadelphia
Mike Anderson.....	26-113, 3 TD.....	Nov. 20, 2005, vs. N.Y. Jets
Tatum Bell.....	15-103, 0 TD.....	Sept. 10, 2006, at St. Louis
Tatum Bell.....	27-123, 0 TD.....	Sept. 24, 2006, at New England
Tatum Bell.....	24-115, 1 TD.....	Oct. 22, 2006, at Cleveland

OUTSTANDING PERFORMANCES, CONT.

100-Yard Rushing Games, cont.

Player	Performance	Date	Opponent
Mike Bell	15-136, 2 TD	Oct. 29, 2006	vs. Indianapolis
Tatum Bell	23-133, 0 TD	Dec. 3, 2006	vs. Seattle
Tatum Bell	17-116, 0 TD	Dec. 10, 2006	at San Diego
Travis Henry	23-139, 0 TD	Sept. 9, 2007	at Buffalo
Travis Henry	26-128, 0 TD	Sept. 16, 2007	vs. Oakland
Travis Henry	26-131, 0 TD	Sept. 30, 2007	at Indianapolis
Selvin Young	20-109, 1 TD	Nov. 11, 2007	at Kansas City
Selvin Young	17-156, 0 TD	Dec. 9, 2007	vs. Kansas City
Michael Pittman	20-109, 0 TD	Oct. 12, 2008	vs. Jacksonville
Peyton Hillis	22-129, 1 TD	Nov. 30, 2008	at N.Y. Jets
Correll Buckhalter	14-108, 0 TD	Sept. 27, 2009	at Oakland
Correll Buckhalter	12-113, 0 TD	Dec. 6, 2009	at Kansas City
Knowshon Moreno	22-106, 0 TD	Nov. 14, 2010	vs. Kansas City
Knowshon Moreno	23-161, 0 TD	Dec. 5, 2010	at Kansas City
Willis McGahee	28-101, 1 TD	Sept. 18, 2011	vs. Cincinnati
Willis McGahee	15-103, 0 TD	Oct. 2, 2011	at Green Bay
Willis McGahee	16-125, 0 TD	Oct. 9, 2011	vs. San Diego
Willis McGahee	20-163, 2 TD	Nov. 6, 2011	at Oakland
Tim Tebow	13-118, 0 TD	Nov. 6, 2011	at Oakland
Willis McGahee	23-117, 0 TD	Nov. 27, 2011	at San Diego
Willis McGahee	20-111, 1 TD	Dec. 4, 2011	at Minnesota
Willis McGahee	28-145, 0 TD	Jan. 1, 2012	vs. Kansas City
Willis McGahee	22-113, 2 TD	Sept. 17, 2012	at Atlanta
Willis McGahee	19-112, 1 TD	Sept. 30, 2012	vs. Oakland
Willis McGahee	23-122, 1 TD	Oct. 28, 2012	vs. New Orleans
Knowshon Moreno	32-119, 1 TD	Dec. 6, 2012	at Oakland
Knowshon Moreno	21-115, 1 TD	Dec. 16, 2012	at Baltimore
Knowshon Moreno	37-224, 1 TD	Nov. 24, 2013	at New England
Montee Ball	13-117, 0 TD	Dec. 1, 2013	at Kansas City
Ronnie Hillman	24-100, 0 TD	Oct. 12, 2014	at N.Y. Jets
Ronnie Hillman	20-109, 0 TD	Oct. 23, 2014	at San Diego
C.J. Anderson	27-167, 1 TD	Nov. 23, 2014	vs. Miami
C.J. Anderson	32-168, 0 TD	Nov. 30, 2014	at Kansas City
Ronnie Hillman	11-103, 1 TD	Oct. 4, 2015	vs. Minnesota
Ronnie Hillman	20-111, 0 TD	Oct. 18, 2015	at Cleveland
C.J. Anderson	15-113, 2 TD	Nov. 1, 2015	vs. Green Bay
Ronnie Hillman	21-102, 0 TD	Nov. 22, 2015	vs. Chicago
C.J. Anderson	15-113, 2 TD	Nov. 29, 2015	vs. New England
Ronnie Hillman	15-117, 1 TD	Jan. 3, 2016	vs. San Diego
C.J. Anderson	16-107, 1 TD	Oct. 24, 2016	vs. Houston
C.J. Anderson	25-118, 1 TD	Sept. 17, 2017	vs. Dallas
C.J. Anderson	30-158, 0 TD	Dec. 14, 2017	at Indianapolis
Phillip Lindsay	14-107, 0 TD	Aug. 16, 2018	vs. Oakland
Phillip Lindsay	14-110, 1 TD	Nov. 25, 2018	vs. Pittsburgh
Phillip Lindsay	19-157, 2 TD	Dec. 2, 2018	at Cincinnati
Phillip Lindsay	15-114, 1 TD	Oct. 6, 2019	at L.A. Chargers
Phillip Lindsay	19-109, 1 TD	Dec. 22, 2019	vs. Detroit
Melvin Gordon III	23-107, 2 TD	Oct. 1, 2020	at N.Y. Jets
Phillip Lindsay	23-101, 0 TD	Oct. 18, 2020	at New England
Melvin Gordon III	15-131, 0 TD	Dec. 6, 2020	at Kansas City
Melvin Gordon III	11-101, 1 TD	Sept. 12, 2021	at N.Y. Giants
Javonte Williams	17-111, 0 TD	Nov. 7, 2021	at Dallas
Javonte Williams	23-102, 0 TD	Dec. 5, 2021	at Kansas City
Melvin Gordon III	24-111, 2 TD	Dec. 12, 2021	vs. Detroit
Melvin Gordon III	12-110, 1 TD	Jan. 8, 2022	vs. Kansas City
Latavius Murray	24-130, 1 TD	Dec. 18, 2022	vs. Arizona
Latavius Murray	15-103, 1 TD	Jan. 8, 2023	vs. L.A. Chargers

(*Denotes postseason game; †Denotes Super Bowl XXXII; ‡Denotes Super Bowl XXXIII)

TOTALS — Terrell Davis 41 (includes seven postseason games), Clinton Portis 18, Floyd Little 15, Otis Armstrong 13, Mike Anderson 12, Willis McGahee 10, Tatum Bell 9, Bobby Humphrey 9, Sammy Winder 8 (includes one postseason game), C.J. Anderson 7, Ronnie Hillman 6, Reuben Droughns 6, Phillip Lindsay 6, Melvin Gordon III 5, Gaston Green 5, Knowshon Moreno 5, Olandis Gary 4, Travis Henry 3, Rod Bernstine 2, Correll Buckhalter 2, Tony Dorsett 2, Cookie Gilchrist 2, Quentin Griffin 2, Billy Joe 2, Jon Keyworth 2, Rob Lytle 2, Latavius Murray 2, Leonard Russell 2, Javonte Williams 2, Selvin Young 2, Bobby Anderson 1, Montee Ball 1, Mike Bell 1, Aaron Craver 1, Joe Dawkins 1, Joe Duke 1, Peyton Hillis 1, Greg Lewis 1, Derek Loville 1 (postseason), Glyn Milburn 1, Michael Pittman 1, Donnie Stone 1, Tim Tebow 1, Norris Weese 1.

Most 100-yard games, season

- 11—Terrell Davis, 1998
- 10—Clinton Portis, 2003
- 10—Terrell Davis, 1997
- 8—Clinton Portis, 2002
- 7—Willis McGahee, 2011
- 7—Terrell Davis, 1996
- 7—Otis Armstrong, 1974
- 6—Reuben Droughns, 2004
- 6—Mike Anderson, 2000
- 6—Tatum Bell, 2006
- 5—Gaston Green, 1991
- 5—Bobby Humphrey, 1989

Most Consecutive 100-yard games

- 7—Terrell Davis, 1996
- 6—Clinton Portis 2003
- 4—Terrell Davis, 1997 (3x; incl. 1 in postseason)
- 4—Terrell Davis, 1996
- 4—Bobby Humphrey, 1990
- 4—Otis Armstrong, 1974

Most 100-yard games by a rookie

- 8—Clinton Portis, 2002
- 6—Mike Anderson, 2000
- 6—Bobby Humphrey, 1989
- 4—Olandis Gary, 1999
- 3—Phillip Lindsay, 2018
- 3—Terrell Davis, 1995

Staff/Contributors: Photos: Greg Gajjar/Iconix Sports; Season History/Statistics: Ken Sledge/Postseason; Records/Honors/Miscellaneous

OUTSTANDING PERFORMANCES, CONT.

100-Yard Rushing Halves — 47 Total (44 regular season / 3 postseason)

Rank	Player	Date	Opponent	Half	Carries	Half total	Game total
No. 1	Clinton Portis	Dec. 7, 2003	vs. Kansas City	2nd	10	188	218
No. 2	Olandis Gary	Dec. 25, 1999	at Detroit	2nd	21	174	185
No. 3	Terrell Davis	Oct. 4, 1998	vs. Philadelphia	1st	20	168	168
No. 4	Terrell Davis	Sept. 13, 1998	vs. Dallas	1st	12	154	191
No. 5	Mike Anderson	Nov. 26, 2000	at Seattle	2nd	18	153	195
No. 6	Mike Anderson	Dec. 3, 2000	at New Orleans	1st	17	146	251
No. 7	Willis McGahee	Nov. 6, 2011	at Oakland	2nd	12	145	163
No. 8	Selvin Young	Dec. 9, 2007	vs. Kansas City	1st	11	143	156
No. 9	Mike Bell	Oct. 29, 2006	vs. Indianapolis	2nd	14	135	136
	Terrell Davis	Oct. 11, 1998	at Seattle	2nd	15	135	208
No. 11	Terrell Davis	Sept. 21, 1997	vs. Cincinnati	2nd	12	130	215
	Terrell Davis	Sept. 22, 1996	at Kansas City	1st	14	130	141
No. 13	Clinton Portis	Sept. 14, 2003	at San Diego	1st	12	129	129
	Terrell Davis	Jan. 9, 1999	vs. Miami*	1st	16	129	199
No. 15	Terrell Davis	Oct. 26, 1997	at Buffalo	1st	21	124	207
No. 16	Clinton Portis	Dec. 29, 2002	vs. Arizona	1st	8	120	228
No. 17	Terrell Davis	Oct. 20, 1996	vs. Baltimore	1st	9	118	194
No. 18	Knowshon Moreno	Nov. 24, 2013	at New England	2nd	19	117	224
	Floyd Little	Oct. 25, 1970	at San Francisco	1st	9	117	140
No. 20	Gaston Green	Sept. 22, 1991	vs. San Diego	2nd	15	115	127
No. 21	C.J. Anderson	Nov. 23, 2014	vs. Miami	2nd	17	114	167
	Terrell Davis	Oct. 6, 1997	vs. New England	2nd	18	114	171
No. 23	Otis Armstrong	Dec. 8, 1974	vs. Houston	1st	16	113	183
No. 24	Tatum Bell	Dec. 3, 2006	vs. Seattle	1st	15	112	133
No. 25	Quentin Griffin	Sept. 12, 2004	vs. Kansas City	2nd	15	111	156
No. 26	Clinton Portis	Oct. 5, 2003	at Kansas City	2nd	15	110	141
	Terrell Davis	Nov. 22, 1998	vs. Oakland	1st	19	110	162
	Otis Armstrong	Sept. 22, 1974	vs. Pittsburgh	2nd	14	110	131
No. 29	Mike Anderson	Sept. 17, 2000	at Oakland	2nd	16	109	187
No. 30	Clinton Portis	Dec. 29, 2002	vs. Arizona	2nd	16	108	228
	Terrell Davis	Nov. 16, 1997	at Kansas City	1st	19	107	127
No. 32	Knowshon Moreno	Nov. 24, 2013	at New England	1st	18	107	224
	Jon Keyworth	Nov. 30, 1975	vs. San Diego	1st	15	107	132
No. 34	Travis Henry	Sept. 30, 2007	at Indianapolis	1st	20	106	131
	Reuben Droughns	Nov. 21, 2004	at New Orleans	1st	10	106	166
	Mike Anderson	Oct. 7, 2001	vs. Kansas City	1st	9	106	155
	Joe Dawkins	Oct. 28, 1973	at N.Y. Jets	1st	18	106	117
No. 38	Melvin Gordon III	Dec. 6, 2020	at Kansas City	1st	9	105	131
	Mike Anderson	Dec. 3, 2000	at New Orleans	2nd	20	105	251
No. 40	Montee Ball	Dec. 2, 2013	at Kansas City	2nd	9	104	117
No. 41	Reuben Droughns	Oct. 17, 2004	at Oakland	1st	18	103	176
No. 42	Terrell Davis	Dec. 27, 1997	vs. Jacksonville*	2nd	10	101	184
No. 43	Phillip Lindsay	Dec. 2, 2019	at Cincinnati	2nd	8	100	157
	Derek Loville	Dec. 27, 1997	vs. Jacksonville*	2nd	10	100	103
	Bobby Humphrey	Sept. 30, 1990	at Buffalo	1st	20	100	177

(*Denotes postseason game)

100-Yard Rushing Quarters — 10 Total (9 regular season / 1 postseason)

Rank	Player	Date	Opponent	Quarter	Carries	Qtr. total	Game total
No. 1	Terrell Davis	Sept. 13, 1998	vs. Dallas	1st	6	138	191
No. 2	Olandis Gary	Dec. 25, 1999	at Detroit	3rd	11	134	185
No. 3	Terrell Davis	Oct. 11, 1998	at Seattle	4th	11	128	208
No. 4	Terrell Davis	Oct. 4, 1998	vs. Philadelphia	1st	10	120	168
No. 5	Mike Anderson	Nov. 26, 2000	at Seattle	4th	10	115	195
No. 6	Terrell Davis	Sept. 22, 1996	at Kansas City	2nd	8	112	141
No. 7	Clinton Portis	Sept. 14, 2003	at San Diego	1st	7	110	129
No. 8	Terrell Davis	Sept. 21, 1997	vs. Cincinnati	4th	6	106	215
No. 9	Mike Anderson	Dec. 3, 2000	at New Orleans	2nd	10	105	251
No. 10	Terrell Davis	Dec. 27, 1997	vs. Jacksonville*	3rd	10	101	184

(*Denotes postseason game)

100-Yard Receiving Games — 333 Total (320 regular season / 13 postseason)

Player	Performance	Date, Opponent
Al Carmichael	6-130, 1 TD	Sept. 9, 1960, at Boston
Lionel Taylor	6-125, 1 TD	Sept. 23, 1960, at N.Y. Titans
Lionel Taylor	7-101, 2 TD	Oct. 2, 1960, vs. Oakland
Al Carmichael	3-109, 2 TD	Oct. 23, 1960, vs. Boston
Lionel Taylor	10-106, 1 TD	Oct. 23, 1960, vs. Boston
Lionel Taylor	10-140, 1 TD	Nov. 6, 1960, vs. Houston
Al Carmichael	7-117, 2 TD	Nov. 6, 1960, vs. Houston
Lionel Taylor	10-138, 0 TD	Nov. 20, 1960, at Houston
Lionel Taylor	9-199, 3 TD	Nov. 27, 1960, vs. Buffalo
Lionel Taylor	9-171, 1 TD	Dec. 10, 1960, at Los Angeles
Lionel Taylor	7-132, 2 TD	Sept. 10, 1961, at Buffalo
Lionel Taylor	11-126, 0 TD	Sept. 24, 1961, at N.Y. Titans
Lionel Taylor	9-118, 0 TD	Oct. 1, 1961, at Oakland
Lionel Taylor	7-120, 1 TD	Oct. 8, 1961, vs. Dallas
Al Frazier	7-166, 1 TD	Oct. 15, 1961, vs. Oakland
Al Frazier	6-126, 1 TD	Oct. 22, 1961, vs. N.Y. Titans
Al Frazier	5-125, 1 TD	Nov. 12, 1961, vs. San Diego
Lionel Taylor	10-119, 0 TD	Nov. 12, 1961, vs. San Diego
Donnie Stone	9-137, 1 TD	Dec. 3, 1961, vs. Boston
Lionel Taylor	9-133, 0 TD	Sept. 15, 1962, at Buffalo
Al Frazier	4-125, 1 TD	Sept. 15, 1962, at Buffalo
Lionel Taylor	12-119, 0 TD	Sept. 21, 1962, at Boston
Jerry Tarr	4-152, 2 TD	Sept. 21, 1962, at Boston

OUTSTANDING PERFORMANCES, CONT.

100-Yard Receiving Games, cont.

Player	Performance	Date	Opponent
Lionel Taylor	7-110, 0 TD	Dec. 9, 1962	at Dallas
Lionel Taylor	7-169, 1 TD	Sept. 29, 1963	vs. Boston
Lionel Taylor	7-142, 2 TD	Oct. 6, 1963	vs. San Diego
Bob Scarpitto	4-134, 2 TD	Oct. 13, 1963	vs. Houston
Lionel Taylor	10-116, 1 TD	Dec. 15, 1963	at Oakland
Gene Prebola	4-106, 1 TD	Dec. 15, 1963	at Oakland
Lionel Taylor	8-149, 0 TD	Sept. 27, 1964	vs. Houston
Hewritt Dixon	4-109, 0 TD	Oct. 25, 1964	at Oakland
Hewritt Dixon	5-121, 1 TD	Nov. 1, 1964	at Kansas City
Al Denson	3-113, 1 TD	Nov. 1, 1964	at Kansas City
Lionel Taylor	13-112, 0 TD	Nov. 29, 1964	vs. Oakland
Bob Scarpitto	11-111, 1 TD	Dec. 20, 1964	at Houston
Bob Scarpitto	5-108, 2 TD	Sept. 11, 1965	at San Diego
Lionel Taylor	9-172, 1 TD	Sept. 19, 1965	vs. Buffalo
Lionel Taylor	7-114, 0 TD	Nov. 7, 1965	vs. San Diego
Lionel Taylor	11-141, 2 TD	Nov. 21, 1965	vs. Oakland
Lionel Taylor	8-164, 0 TD	Dec. 5, 1965	at Oakland
Wendell Hayes	5-126, 1 TD	Dec. 5, 1965	at Oakland
Al Denson	5-158, 1 TD	Oct. 2, 1966	vs. Houston
Charlie Mitchell	4-126, 1 TD	Dec. 4, 1966	vs. Miami
Bob Scarpitto	5-123, 3 TD	Dec. 18, 1966	at Buffalo
Al Denson	4-131, 2 TD	Sept. 3, 1967	vs. Boston
Al Denson	7-134, 1 TD	Sept. 24, 1967	vs. N.Y. Jets
Eric Crabtree	6-123, 1 TD	Oct. 22, 1967	vs. San Diego
Al Denson	4-107, 1 TD	Oct. 29, 1967	at Kansas City
Al Denson	7-102, 2 TD	Nov. 19, 1967	at Buffalo
Eric Crabtree	8-107, 1 TD	Nov. 23, 1967	at San Diego
Eric Crabtree	6-129, 1 TD	Dec. 17, 1967	vs. Kansas City
Al Denson	8-115, 0 TD	Sept. 15, 1968	at Cincinnati
Eric Crabtree	7-113, 0 TD	Sept. 22, 1968	at Kansas City
Eric Crabtree	5-148, 1 TD	Oct. 13, 1968	at N.Y. Jets
Jimmy Jones	8-128, 2 TD	Oct. 20, 1968	at San Diego
Floyd Little	4-165, 1 TD	Nov. 24, 1968	vs. Buffalo
Al Denson	6-131, 2 TD	Dec. 8, 1968	at Oakland
Mike Haffner	4-122, 0 TD	Dec. 14, 1968	vs. Kansas City
Al Denson	6-138, 1 TD	Sept. 28, 1969	at Buffalo
Mike Haffner	6-102, 1 TD	Oct. 26, 1969	at Houston
Al Denson	6-140, 2 TD	Nov. 23, 1969	at San Diego
John Embree	9-122, 1 TD	Nov. 23, 1969	at San Diego
Jerry Simmons	6-153, 0 TD	Nov. 21, 1971	at Kansas City
Rod Sherman	4-110, 0 TD	Sept. 17, 1972	vs. Houston
Jerry Simmons	6-118, 1 TD	Oct. 22, 1972	at Oakland
Bobby Anderson	13-143, 0 TD	Sept. 30, 1973	vs. Chicago
Riley Odoms	5-114, 1 TD	Nov. 4, 1973	at St. Louis
Haven Moses	5-108, 2 TD	Nov. 25, 1973	vs. Kansas City
Haven Moses	5-132, 0 TD	Oct. 13, 1974	vs. New Orleans
Floyd Little	7-127, 0 TD	Oct. 20, 1974	vs. San Diego
Riley Odoms	7-125, 0 TD	Nov. 18, 1974	vs. Kansas City
Rick Upchurch	3-153, 1 TD	Sept. 21, 1975	vs. Kansas City
Haven Moses	5-168, 2 TD	Jan. 1, 1978	vs. Oakland*
Haven Moses	5-115, 0 TD	Nov. 12, 1978	at Cleveland
Haven Moses	5-101, 1 TD	Nov. 19, 1978	vs. Green Bay
Riley Odoms	7-165, 2 TD	Dec. 10, 1978	vs. Kansas City
Haven Moses	5-116, 1 TD	Dec. 16, 1978	vs. Pittsburgh
Riley Odoms	5-125, 0 TD	Sept. 23, 1979	vs. Seattle
Haven Moses	4-107, 1 TD	Oct. 14, 1979	at Kansas City
Haven Moses	5-133, 1 TD	Oct. 22, 1979	at Pittsburgh
Riley Odoms	7-114, 0 TD	Oct. 28, 1979	vs. Kansas City
Haven Moses	5-103, 1 TD	Sept. 21, 1980	vs. San Diego
Haven Moses	6-141, 0 TD	Dec. 14, 1980	vs. Oakland
Riley Odoms	8-128, 1 TD	Dec. 14, 1980	vs. Oakland
Steve Watson	7-143, 3 TD	Sept. 20, 1981	vs. Baltimore
Steve Watson	8-178, 2 TD	Sept. 27, 1981	vs. San Diego
Steve Watson	5-182, 2 TD	Oct. 11, 1981	vs. Detroit
Rick Upchurch	5-138, 0 TD	Oct. 18, 1981	at Kansas City
Steve Watson	5-102, 1 TD	Nov. 22, 1981	at Cincinnati
Steve Watson	2-103, 0 TD	Dec. 6, 1981	vs. Kansas City
Rick Upchurch	6-102, 2 TD	Dec. 20, 1981	at Chicago
Steve Watson	5-101, 1 TD	Dec. 5, 1982	vs. Atlanta
Steve Watson	10-183, 0 TD	Dec. 12, 1982	at L.A. Rams
Steve Watson	6-161, 1 TD	Sept. 11, 1983	at Baltimore
Steve Watson	8-119, 0 TD	Oct. 16, 1983	vs. Cincinnati
Steve Watson	6-121, 1 TD	Oct. 30, 1983	vs. Kansas City
Rick Upchurch	6-143, 0 TD	Oct. 30, 1983	vs. Kansas City
Steve Watson	7-110, 1 TD	Nov. 6, 1983	at Seattle
Steve Watson	4-119, 1 TD	Nov. 20, 1983	vs. Seattle
Clint Sampson	3-101, 2 TD	Dec. 4, 1983	vs. Cleveland
Steve Watson	7-111, 1 TD	Oct. 7, 1984	at Detroit
Butch Johnson	9-156, 2 TD	Nov. 4, 1984	vs. New England
Steve Watson	8-134, 1 TD	Nov. 4, 1984	vs. New England
Steve Watson	5-123, 2 TD	Nov. 18, 1984	vs. Minnesota
Steve Watson	11-177, 1 TD	Dec. 30, 1984	vs. Pittsburgh*
Vance Johnson	6-116, 1 TD	Dec. 14, 1985	vs. Kansas City
Vance Johnson	5-121, 1 TD	Jan. 25, 1987	vs. N.Y. Giants*

OUTSTANDING PERFORMANCES, CONT.

100-Yard Receiving Games, cont.

Player	Performance	Date, Opponent
Bobby Micho	9-105, 2 TD	Oct. 18, 1987, at Kansas City
Vance Johnson	5-115, 1 TD	Nov. 22, 1987, at L.A. Raiders
Ricky Nattiel	4-118, 1 TD	Nov. 29, 1987, at San Diego
Vance Johnson	4-105, 0 TD	Jan. 10, 1988, vs. Houston*
Mark Jackson	4-134, 1 TD	Jan. 17, 1988, vs. Cleveland*
Vance Johnson	7-134, 0 TD	Sept. 26, 1988, vs. L.A. Raiders
Ricky Nattiel	3-102, 1 TD	Oct. 23, 1988, at Pittsburgh
Mark Jackson	6-140, 2 TD	Nov. 27, 1988, vs. L.A. Rams
Mark Jackson	7-145, 0 TD	Dec. 4, 1988, at L.A. Raiders
Mark Jackson	7-137, 1 TD	Dec. 11, 1988, at Seattle
Vance Johnson	5-145, 1 TD	Oct. 1, 1989, at Cleveland
Michael Young	6-137, 0 TD	Oct. 22, 1989, at Seattle
Vance Johnson	9-148, 1 TD	Oct. 29, 1989, vs. Philadelphia
Vance Johnson	6-154, 2 TD	Nov. 26, 1989, vs. Seattle
Mark Jackson	5-111, 0 TD	Jan. 7, 1990, vs. Pittsburgh*
Michael Young	2-123, 1 TD	Jan. 14, 1990, vs. Cleveland*
Mark Jackson	7-121, 0 TD	Sept. 9, 1990, at L.A. Raiders
Vance Johnson	6-150, 0 TD	Sept. 17, 1990, vs. Kansas City
Vance Johnson	9-120, 0 TD	Oct. 29, 1990, vs. Seattle
Mark Jackson	6-127, 1 TD	Oct. 21, 1990, at Indianapolis
Mark Jackson	7-111, 0 TD	Oct. 6, 1991, at Houston*
Vance Johnson	8-104, 0 TD	Jan. 12, 1992, at Buffalo*
Shannon Sharpe	9-118, 0 TD	Oct. 4, 1992, vs. Kansas City
Mark Jackson	5-113, 2 TD	Oct. 25, 1992, at San Diego
Arthur Marshall	5-134, 1 TD	Nov. 8, 1992, vs. N.Y. Jets
Mark Jackson	3-109, 1 TD	Nov. 15, 1992, vs. N.Y. Giants
Shannon Sharpe	7-109, 1 TD	Dec. 12, 1992, at Buffalo
Derek Russell	6-104, 0 TD	Sept. 20, 1993, at Kansas City
Vance Johnson	10-148, 1 TD	Oct. 10, 1993, at Green Bay
Derek Russell	5-111, 0 TD	Oct. 18, 1993, vs. L.A. Raiders
Shannon Sharpe	7-104, 0 TD	Nov. 14, 1993, vs. Minnesota
Shannon Sharpe	6-115, 2 TD	Jan. 2, 1994, at L.A. Raiders
Shannon Sharpe	13-156, 1 TD	Jan. 9, 1994, at L.A. Raiders*
Mike Pritchard	5-119, 1 TD	Sept. 4, 1994, vs. San Diego
Mike Pritchard	9-100, 0 TD	Sept. 11, 1994, at N.Y. Jets
Anthony Miller	6-105, 1 TD	Sept. 11, 1994, at N.Y. Jets
Shannon Sharpe	6-121, 1 TD	Oct. 23, 1994, at San Diego
Anthony Miller	6-102, 1 TD	Nov. 20, 1994, vs. Atlanta
Cedric Tillman	8-175, 0 TD	Nov. 20, 1994, vs. Atlanta
Anthony Miller	5-116, 1 TD	Nov. 27, 1994, vs. Cincinnati
Anthony Miller	6-153, 0 TD	Dec. 4, 1994, at Kansas City
Anthony Miller	3-118, 0 TD	Dec. 17, 1994, at San Francisco
Shannon Sharpe	10-180, 0 TD	Sept. 3, 1995, vs. Buffalo
Anthony Miller	6-108, 3 TD	Sept. 10, 1995, at Dallas
Anthony Miller	7-149, 2 TD	Oct. 16, 1995, vs. Oakland
Shannon Sharpe	8-137, 1 TD	Nov. 19, 1995, vs. San Diego
Anthony Miller	6-152, 2 TD	Nov. 26, 1995, at Houston
Shannon Sharpe	9-131, 0 TD	Sept. 22, 1996, at Kansas City
Anthony Miller	5-131, 1 TD	Sept. 29, 1996, at Cincinnati
Shannon Sharpe	13-153, 3 TD	Oct. 6, 1996, vs. San Diego
Shannon Sharpe	9-161, 0 TD	Oct. 20, 1996, vs. Baltimore
Rod Smith	5-122, 0 TD	Aug. 31, 1997, vs. Kansas City
Rod Smith	4-126, 2 TD	Sept. 14, 1997, vs. St. Louis
Shannon Sharpe	6-119, 1 TD	Sept. 28, 1997, at Atlanta
Rod Smith	5-130, 0 TD	Oct. 6, 1997, vs. New England
Rod Smith	5-114, 1 TD	Nov. 2, 1997, vs. Seattle
Shannon Sharpe	8-174, 0 TD	Nov. 9, 1997, vs. Carolina
Rod Smith	7-114, 0 TD	Nov. 16, 1997, at Kansas City
Shannon Sharpe	10-142, 0 TD	Nov. 24, 1997, vs. Oakland
Ed McCaffrey	7-111, 2 TD	Nov. 30, 1997, at San Diego
Rod Smith	4-115, 2 TD	Dec. 7, 1997, at Pittsburgh
Shannon Sharpe	8-162, 1 TD	Dec. 21, 1997, vs. San Diego
Ed McCaffrey	5-117, 0 TD	Sept. 13, 1998, vs. Dallas
Rod Smith	8-136, 1 TD	Oct. 11, 1998, at Seattle
Ed McCaffrey	7-133, 1 TD	Nov. 1, 1998, at Cincinnati
Ed McCaffrey	9-133, 1 TD	Nov. 8, 1998, vs. San Diego
Rod Smith	8-101, 1 TD	Nov. 29, 1998, at San Diego
Ed McCaffrey	6-103, 1 TD	Dec. 6, 1998, vs. Kansas City
Rod Smith	8-165, 0 TD	Dec. 6, 1998, vs. Kansas City
Rod Smith	9-158, 1 TD	Dec. 27, 1998, vs. Seattle
Rod Smith	5-152, 1 TD	Jan. 31, 1999, vs. Atlanta ³
Ed McCaffrey	6-105, 3 TD	Sept. 13, 1999, vs. Miami
Byron Chamberlain	3-123, 0 TD	Oct. 17, 1999, vs. Green Bay
Ed McCaffrey	5-116, 2 TD	Oct. 17, 1999, vs. Green Bay
Ed McCaffrey	5-111, 0 TD	Oct. 24, 1999, at New England
Rod Smith	7-117, 0 TD	Oct. 31, 1999, vs. Minnesota
Ed McCaffrey	6-125, 1 TD	Nov. 14, 1999, at Seattle
Rod Smith	8-106, 0 TD	Dec. 5, 1999, vs. Kansas City
Rod Smith	9-106, 0 TD	Jan. 2, 2000, vs. San Diego
Ed McCaffrey	7-115, 0 TD	Sept. 4, 2000, at St. Louis
Rod Smith	7-117, 2 TD	Sept. 10, 2000, vs. Atlanta
Rod Smith	8-134, 0 TD	Sept. 24, 2000, vs. Kansas City
Rod Smith	13-160, 0 TD	Oct. 1, 2000, vs. New England
Ed McCaffrey	5-129, 0 TD	Oct. 15, 2000, vs. Cleveland

OUTSTANDING PERFORMANCES, CONT.

100-Yard Receiving Games, cont.

Player	Performance	Date	Opponent
Rod Smith	5-111, 3 TD	Oct. 15, 2000	vs. Cleveland
Ed McCaffrey	10-136, 0 TD	Oct. 22, 2000	at Cincinnati
Rod Smith	5-134, 0 TD	Nov. 5, 2000	at N.Y. Jets
Ed McCaffrey	10-148, 2 TD	Nov. 19, 2000	vs. San Diego
Rod Smith	11-187, 1 TD	Nov. 19, 2000	vs. San Diego
Ed McCaffrey	8-112, 1 TD	Dec. 10, 2000	vs. Seattle
Rod Smith	6-101, 0 TD	Dec. 17, 2000	at Kansas City
Rod Smith	9-115, 1 TD	Sept. 10, 2001	vs. N.Y. Giants
Rod Smith	14-162, 2TD	Sept. 23, 2001	vs. Arizona
Rod Smith	8-110, 1 TD	Oct. 7, 2001	vs. Kansas City
Rod Smith	6-159, 1 TD	Oct. 28, 2001	vs. New England
Rod Smith	8-100, 1 TD	Dec. 16, 2001	at Kansas
Ed McCaffrey	6-113, 1 TD	Oct. 6, 2002	vs. San Diego
Shannon Sharpe	12-214, 2 TD	Oct. 20, 2002	at Kansas City
Ed McCaffrey	8-116, 0 TD	Oct. 27, 2002	at New England
Ed McCaffrey	7-126, 0 TD	Dec. 1, 2002	at San Diego
Shannon Sharpe	9-100, 0 TD	Dec. 8, 2002	at N.Y. Jets
Ashley Lelie	4-106, 0 TD	Dec. 22, 2002	at Oakland
Ed McCaffrey	7-112, 0 TD	Dec. 29, 2002	vs. Arizona
Ashley Lelie	3-108, 1 TD	Sept. 22, 2003	vs. Oakland
Rod Smith	8-130, 0 TD	Oct. 5, 2003	at Kansas City
Shannon Sharpe	7-101, 3 TD	Nov. 16, 2003	vs. San Diego
Ashley Lelie	5-115, 0 TD	Dec. 21, 2003	at Indianapolis
Rod Smith	9-208, 1 TD	Oct. 31, 2004	vs. Atlanta
Ashley Lelie	4-105, 0 TD	Dec. 5, 2004	at San Diego
Rod Smith	6-123, 1 TD	Oct. 16, 2005	vs. New England
Rod Smith	11-137, 1 TD	Dec. 17, 2005	at Buffalo
Ashley Lelie	6-110, 0 TD	Dec. 24, 2005	vs. Oakland
Javon Walker	3-130, 2 TD	Sept. 24, 2006	at New England
Javon Walker	9-107, 0 TD	Oct. 22, 2006	at Cleveland
Javon Walker	6-134, 2 TD	Nov. 5, 2006	at Pittsburgh
Javon Walker	6-119, 0 TD	Sept. 9, 2007	at Buffalo
Javon Walker	8-101, 0 TD	Sept. 16, 2007	vs. Oakland
Brandon Stokley	3-102, 0 TD	Dec. 2, 2007	at Oakland
Brandon Marshall	10-115, 2 TD	Dec. 9, 2007	vs. Kansas City
Brandon Marshall	11-107, 0 TD	Dec. 13, 2007	at Houston
Tony Scheffler	7-100, 1 TD	Dec. 13, 2007	at Houston
Brandon Marshall	10-114, 2 TD	Dec. 30, 2007	vs. Minnesota
Eddie Royal	9-144, 1 TD	Sept. 8, 2008	at Oakland
Brandon Marshall	18-166, 1 TD	Sept. 14, 2008	vs. San Diego
Brandon Marshall	6-155, 1 TD	Sept. 21, 2008	vs. New Orleans
Eddie Royal	9-104, 0 TD	Sept. 28, 2008	at Kansas City
Peyton Hillis	7-116, 1 TD	Nov. 2, 2008	vs. Miami
Eddie Royal	6-164, 1 TD	Nov. 6, 2008	at Cleveland
Brandon Marshall	10-129, 0 TD	Dec. 21, 2008	vs. Buffalo
Tony Scheffler	6-101, 1 TD	Oct. 19, 2009	at San Diego
Brandon Marshall	11-112, 0 TD	Nov. 9, 2009	vs. Pittsburgh
Brandon Marshall	5-134, 2 TD	Nov. 15, 2009	at Washington
Brandon Marshall	21-200, 2 TD	Dec. 13, 2009	at Indianapolis
Jabar Gaffney	14-213, 0 TD	Jan. 3, 2010	vs. Kansas City
Brandon Lloyd	5-117, 0 TD	Sept. 12, 2010	at Jacksonville
Jabar Gaffney	12-140, 0 TD	Sept. 26, 2010	vs. Indianapolis
Brandon Lloyd	6-169, 1 TD	Sept. 26, 2010	vs. Indianapolis
Brandon Lloyd	11-115, 0 TD	Oct. 3, 2010	at Tennessee
Eddie Royal	8-113, 1 TD	Oct. 3, 2010	at Tennessee
Brandon Lloyd	5-135, 2 TD	Oct. 10, 2010	at Baltimore
Brandon Lloyd	7-169, 1 TD	Oct. 31, 2010	at San Francisco (London)
Brandon Lloyd	5-111, 0 TD	Dec. 16, 2010	vs. Houston
Eric Decker	5-113, 2 TD	Sept. 18, 2011	vs. Cincinnati
Brandon Lloyd	8-136, 0 TD	Oct. 2, 2011	at Green Bay
Demaryius Thomas	4-144, 2 TD	Dec. 4, 2011	at Minnesota
Demaryius Thomas	7-116, 0 TD	Dec. 18, 2011	vs. New England
Demaryius Thomas	4-204, 1 TD	Jan. 8, 2012	vs. Pittsburgh*
Demaryius Thomas	5-110, 1 TD	Sept. 9, 2012	vs. Pittsburgh
Eric Decker	8-136, 0 TD	Sept. 23, 2012	vs. Houston
Demaryius Thomas	5-103, 0 TD	Sept. 30, 2012	vs. Oakland
Demaryius Thomas	9-180, 0 TD	Oct. 7, 2012	at New England
Demaryius Thomas	7-137, 1 TD	Oct. 28, 2012	vs. New Orleans
Demaryius Thomas	9-135, 0 TD	Nov. 11, 2012	at Carolina
Eric Decker	8-133, 1 TD	Dec. 16, 2012	at Baltimore
Demaryius Thomas	9-102, 1 TD	Dec. 23, 2012	vs. Cleveland
Demaryius Thomas	7-122, 1 TD	Dec. 30, 2012	vs. Kansas City
Demaryius Thomas	5-161, 2 TD	Sept. 5, 2013	vs. Baltimore
Julius Thomas	5-110, 2 TD	Sept. 5, 2013	vs. Baltimore
Eric Decker	8-133, 1 TD	Sept. 23, 2013	vs. Oakland
Julius Thomas	9-122, 2 TD	Oct. 6, 2013	at Dallas
Eric Decker	8-150, 1 TD	Oct. 20, 2013	at Indianapolis
Demaryius Thomas	7-108, 3 TD	Nov. 10, 2013	at San Diego
Demaryius Thomas	5-121, 0 TD	Nov. 17, 2013	vs. Kansas City
Eric Decker	8-174, 4 TD	Dec. 1, 2013	at Kansas City
Demaryius Thomas	3-106, 0 TD	Dec. 1, 2013	at Kansas City
Eric Decker	8-117, 1 TD	Dec. 8, 2013	vs. Tennessee
Eric Decker	10-131, 2 TD	Dec. 22, 2013	at Houston
Demaryius Thomas	8-123, 1 TD	Dec. 22, 2013	at Houston

OUTSTANDING PERFORMANCES, CONT.

100-Yard Receiving Games, cont.

Player.....	Performance.....	Date, Opponent.....
Demaryius Thomas.....	6-113, 2 TD.....	Dec. 29, 2013, at Oakland
Demaryius Thomas.....	7-134, 1 TD.....	Jan. 19, 2014, vs. New England*
Demaryius Thomas.....	13-118, 1 TD.....	Feb. 2, 2014, vs. Seattle ³
Julius Thomas.....	7-104, 3 TD.....	Sept. 7, 2014, vs. Indianapolis
Emmanuel Sanders.....	8-108, 0 TD.....	Sept. 14, 2014, vs. Kansas City
Emmanuel Sanders.....	11-149, 0 TD.....	Sept. 21, 2014, at Seattle
Emmanuel Sanders.....	7-101, 0 TD.....	Oct. 5, 2014, vs. Arizona
Demaryius Thomas.....	8-226, 2 TD.....	Oct. 5, 2014, vs. Arizona
Demaryius Thomas.....	10-124, 1 TD.....	Oct. 12, 2014, at N.Y. Jets
Demaryius Thomas.....	8-171, 2 TD.....	Oct. 19, 2014, vs. San Francisco
Emmanuel Sanders.....	9-120, 3 TD.....	Oct. 23, 2014, at San Diego
Demaryius Thomas.....	8-105, 0 TD.....	Oct. 23, 2014, at San Diego
Emmanuel Sanders.....	10-151, 0 TD.....	Nov. 2, 2014, at New England
Demaryius Thomas.....	7-127, 0 TD.....	Nov. 2, 2014, at New England
Demaryius Thomas.....	11-108, 0 TD.....	Nov. 9, 2014, at Oakland
Demaryius Thomas.....	7-103, 0 TD.....	Nov. 16, 2014, at St. Louis
Emmanuel Sanders.....	5-102, 1 TD.....	Nov. 16, 2014, at St. Louis
Emmanuel Sanders.....	9-125, 0 TD.....	Nov. 23, 2014, vs. Miami
Demaryius Thomas.....	6-123, 1 TD.....	Dec. 14, 2014, at San Diego
Demaryius Thomas.....	7-115, 0 TD.....	Dec. 22, 2014, at Cincinnati
Demaryius Thomas.....	8-115, 0 TD.....	Dec. 28, 2014, vs. Oakland
Demaryius Thomas.....	8-116, 1 TD.....	Sept. 17, 2015, at Kansas City
Emmanuel Sanders.....	9-111, 0 TD.....	Oct. 11, 2015, at Oakland
Demaryius Thomas.....	9-111, 0 TD.....	Oct. 18, 2015, at Cleveland
Emmanuel Sanders.....	10-111, 0 TD.....	Oct. 18, 2015, at Cleveland
Demaryius Thomas.....	8-168, 0 TD.....	Nov. 1, 2015, vs. Green Bay
Owen Daniels.....	6-102, 1 TD.....	Nov. 8, 2015, at Indianapolis
Emmanuel Sanders.....	6-113, 0 TD.....	Nov. 29, 2015, vs. New England
Emmanuel Sanders.....	10-181, 1 TD.....	Dec. 20, 2015, at Pittsburgh
Demaryius Thomas.....	5-117, 1 TD.....	Jan. 3, 2016, vs. San Diego
Emmanuel Sanders.....	9-117, 2 TD.....	Sept. 25, 2016, at Cincinnati
Demaryius Thomas.....	6-100, 1 TD.....	Sept. 25, 2016, at Cincinnati
Emmanuel Sanders.....	7-162, 1 TD.....	Nov. 27, 2016, vs. Kansas City
Demaryius Thomas.....	10-126, 0 TD.....	Dec. 11, 2016, at Tennessee
Emmanuel Sanders.....	11-100, 1 TD.....	Dec. 11, 2016, at Tennessee
Demaryius Thomas.....	10-133, 0 TD.....	Oct. 15, 2017, vs. New York Giants
Emmanuel Sanders.....	6-137, 0 TD.....	Nov. 12, 2017, vs. New England
Emmanuel Sanders.....	14-107, 1 TD.....	Sept. 16, 2018, vs. Oakland
Demaryius Thomas.....	5-105, 1 TD.....	Oct. 7, 2018, at N.Y. Jets
Emmanuel Sanders.....	7-115, 1 TD.....	Oct. 14, 2018, vs. L.A. Rams
Emmanuel Sanders.....	6-102, 1 TD.....	Oct. 18, 2018, at Arizona
Courtland Sutton.....	7-120, 0 TD.....	Sept. 9, 2019, at Oakland
Emmanuel Sanders.....	5-104, 0 TD.....	Sept. 29, 2019, vs. Jacksonville
Noah Fant.....	3-115, 1 TD.....	Nov. 3, 2019, vs. Cleveland
Courtland Sutton.....	5-113, 0 TD.....	Nov. 17, 2019, at Minnesota
Noah Fant.....	4-113, 1 TD.....	Dec. 8, 2019, at Houston
Tim Patrick.....	6-113, 1 TD.....	Oct. 1, 2020, at N.Y. Jets
Tim Patrick.....	4-101, 1 TD.....	Oct. 18, 2020, at New England
Jerry Jeudy.....	7-125, 1 TD.....	Nov. 8, 2020, at Atlanta
Tim Patrick.....	5-119, 0 TD.....	Nov. 22, 2020, vs. Miami
Jerry Jeudy.....	5-140, 1 TD.....	Jan. 3, 2021, vs. Las Vegas
Courtland Sutton.....	9-159, 0 TD.....	Sept. 19, 2021, at Jacksonville
Courtland Sutton.....	7-120, 1 TD.....	Oct. 10, 2021, at Pittsburgh
Jerry Jeudy.....	4-102, 1 TD.....	Sept. 12, 2022, at Seattle
Courtland Sutton.....	7-122, 0 TD.....	Sept. 18, 2022, vs. Houston
Jerry Jeudy.....	6-117, 0 TD.....	Dec. 25, 2022, at L.A. Chargers
Jerry Jeudy.....	5-154, 0 TD.....	Jan. 8, 2023, vs. L.A. Rams

(* Denotes Postseason; ³Denotes Super Bowl)

TOTALS — Demaryius Thomas 36 (includes three postseason games), Rod Smith 31 (includes one postseason game), Lionel Taylor 24, Emmanuel Sanders 19, Ed McCaffrey 18, Shannon Sharpe 18 (includes one postseason game), Steve Watson 16 (includes one postseason game), Vance Johnson 12 (includes three postseason games), Al Denison 10, Mark Jackson 10 (includes two postseason games), Brandon Marshall 10, Haven Moses 10 (includes one postseason game), Anthony Miller 9, Eric Decker 8, Brandon Lloyd 7, Riley Odoms 6, Eric Crabtree 5, Jerry Jeudy 5, Ashley Lelie 5, Courtland Sutton 5, Javon Walker 5, Al Frazier 4, Eddie Royal 4, Bob Scarpitto 4, Rick Upchurch 4, Al Carmichael 3, Tim Patrick 3, Julius Thomas 3, Hewritt Dixon 2, Noah Fant 2, Jabar Gaffney 2, Mike Haffner 2, Floyd Little 2, Ricky Nattiel 2, Mike Pritchard 2, Derek Russell 2, Tony Scheffler 2, Jerry Simmons 2, Michael Young 2 (includes one postseason game), Bobby Anderson 1, Byron Chamberlain 1, John Embree 1, Wendell Hayes 1, Peyton Hillis 1, Butch Johnson 1, Jimmy Jones 1, Arthur Marshall 1, Bobby Micho 1, Charlie Mitchell 1, Gene Prebola 1, Clint Sampson 1, Rod Sherman 1, Brandon Stokley 1, Donnie Stone 1, Jerry Tarr 1, Cedric Tillman 1.

Most 100-yard games, season

- 10—Demaryius Thomas, 2014
- 8—Rod Smith, 2000
- 7—Lionel Taylor, 1960
- 7—Demaryius Thomas, 2012
- 7—Emmanuel Sanders, 2014
- 6—Demaryius Thomas, 2013
- 6—Brandon Lloyd, 2010
- 6—Rod Smith, 1997
- 6—Eric Decker, 2013
- 5—Rod Smith, 2001
- 5—Ed McCaffrey, 2000
- 5—Anthony Miller, 1994
- 5—Steve Watson, 1983
- 5—Steve Watson, 1981
- 5—Lionel Taylor, 1961

Most consecutive 100-yard games

- 7—Demaryius Thomas, 10/5/14-11/16/15
- 3—Emmanuel Sanders, 9/14/14, 9/21/14 and 10/5/14
- 3—Brandon Lloyd, 9/26/10, 10/3/10 and 10/10/10
- 3—Brandon Marshall, 12/30/07, 9/14/08 and 9/21/08
- 3—Rod Smith, 10/15/00, 10/22/00 and 11/5/00
- 3—Anthony Miller, 11/20/94, 11/27/94 and 12/4/94
- 3—Mark Jackson, 11/27/88, 12/4/88 and 12/11/88
- 3—Lionel Taylor, 9/24/61, 10/1/61 and 11/8/61

Most 100-yard games by a rookie

- 3—Eddie Royal, 2008
- 2—Noah Fant, 2019
- 2—Jerry Jeudy, 2020

OUTSTANDING PERFORMANCES, CONT.

300-Yard Passing Games — 143 Total (137 regular season / 6 postseason)

Player	Performance	Opponent
Frank Tripucka	30-52-2 375 yds. 3 TD	Nov. 6, 1960, vs. Houston
Frank Tripucka	19-41-5 328 yds. 3 TD	Nov. 27, 1960, vs. Buffalo
Frank Tripucka	28-47-2 376 yds. 2 TD	Sept. 7, 1962, vs. San Diego
Frank Tripucka	29-56-3 447 yds. 2 TD	Sept. 15, 1962, vs. Buffalo
Frank Tripucka	26-40-1 308 yds. 1 TD	Oct. 21, 1962, vs. Houston
Jacky Lee	11-36-1 370 yds. 1 TD	Dec. 5, 1965, at Oakland
John McCormick	13-37-3 328 yds. 3 TD	Dec. 18, 1966, at Buffalo
Marlin Briscoe	12-29-2 335 yds. 4 TD	Nov. 24, 1968, vs. Buffalo
Steve Tensi	19-26-1 301 yds. 3 TD	Nov. 23, 1969, at San Diego
Charley Johnson	20-28-0 361 yds. 2 TD	Oct. 22, 1972, at Oakland
Charley Johnson	24-39-2 326 yds. 1 TD	Sept. 20, 1973, vs. Chicago
Charley Johnson	28-42-2 445 yds. 2 TD	Nov. 18, 1974, vs. Kansas City
Charley Johnson	12-20-2 329 yds. 3 TD	Sept. 21, 1975, vs. Kansas City
Craig Morton	27-39-2 306 yds. 2 TD	Nov. 16, 1980, vs. N.Y. Jets
Craig Morton	17-30-1 338 yds. 1 TD	Dec. 14, 1980, vs. Oakland
Craig Morton	17-18-0 308 yds. 4 TD	Sept. 27, 1981, vs. San Diego
Craig Morton	25-38-1 342 yds. 2 TD	Oct. 18, 1981, at Kansas City
Steve DeBerg	21-34-2 305 yds. 2 TD	Nov. 22, 1981, at Cincinnati
Steve DeBerg	23-31-1 307 yds. 2 TD	Dec. 12, 1982, at L.A. Rams
Steve DeBerg	21-41-0 350 yds. 1 TD	Oct. 30, 1983, vs. Kansas City
John Elway	23-44-0 345 yds. 3 TD	Dec. 11, 1983, Baltimore
John Elway	25-40-1 315 yds. 3 TD	Nov. 4, 1984, vs. New England
John Elway	28-43-1 353 yds. 4 TD	Sept. 15, 1985, vs. New Orleans
John Elway	22-37-5 301 yds. 1 TD	Dec. 14, 1985, vs. Kansas City
John Elway	24-42-0 432 yds. 1 TD	Dec. 20, 1985, vs. Seattle
John Elway	18-32-1 321 yds. 1 TD	Oct. 26, 1986, vs. Seattle
John Elway	29-47-2 336 yds. 0 TD	Nov. 23, 1986, at N.Y. Giants
John Elway	22-37-1 304 yds. 1 TD	Jan. 25, 1987, vs. N.Y. Giants*
John Elway	22-32-1 338 yds. 4 TD	Sept. 13, 1987, vs. Seattle
John Elway	21-40-2 341 yds. 3 TD	Nov. 16, 1987, vs. Chicago
John Elway	21-32-1 347 yds. 3 TD	Nov. 29, 1987, at San Diego
John Elway	21-42-2 335 yds. 1 TD	Dec. 13, 1987, at Seattle
John Elway	29-49-3 324 yds. 2 TD	Dec. 4, 1988, at L.A. Raiders
John Elway	18-35-0 344 yds. 2 TD	Oct. 22, 1989, at Seattle
John Elway	20-36-0 385 yds. 3 TD	Jan. 14, 1990, vs. Cleveland*
John Elway	21-30-0 317 yds. 2 TD	Oct. 21, 1990, at Indianapolis
John Elway	24-36-1 328 yds. 2 TD	Dec. 9, 1990, at Kansas City
John Elway	24-42-1 301 yds. 2 TD	Oct. 6, 1991, at Houston
John Elway	23-38-0 311 yds. 2 TD	Oct. 4, 1992, vs. Kansas City
John Elway	28-45-1 300 yds. 1 TD	Sept. 20, 1993, at Kansas City
John Elway	33-59-1 367 yds. 1 TD	Oct. 10, 1993, at Green Bay
John Elway	25-36-0 361 yds. 3 TD	Jan. 2, 1994, at L.A. Raiders
John Elway	29-47-1 302 yds. 3 TD	Jan. 9, 1994, at L.A. Raiders*
John Elway	36-46-2 371 yds. 3 TD	Sept. 4, 1994, vs. San Diego
John Elway	29-41-1 319 yds. 1 TD	Sept. 11, 1994, at N.Y. Jets
John Elway	30-41-0 349 yds. 2 TD	Oct. 30, 1994, vs. Cleveland
John Elway	27-42-1 382 yds. 2 TD	Nov. 20, 1994, vs. Atlanta
John Elway	22-41-1 317 yds. 0 TD	Sept. 3, 1995, vs. Buffalo
John Elway	30-47-0 327 yds. 2 TD	Sept. 17, 1995, vs. Washington
John Elway	23-46-0 324 yds. 2 TD	Oct. 16, 1995, vs. Oakland
John Elway	27-41-2 332 yds. 2 TD	Nov. 26, 1995, vs. Houston
John Elway	24-41-1 320 yds. 2 TD	Dec. 24, 1995, at Oakland
John Elway	23-37-1 335 yds. 2 TD	Sept. 29, 1996, at Cincinnati
John Elway	32-41-1 323 yds. 4 TD	Oct. 6, 1996, vs. San Diego
John Elway	25-39-1 326 yds. 3 TD	Oct. 20, 1996, vs. Baltimore
John Elway	27-36-1 334 yds. 2 TD	Nov. 24, 1996, at Minnesota
John Elway	26-46-0 309 yds. 1 TD	Oct. 19, 1997, at Oakland
John Elway	22-32-1 400 yds. 2 TD	Dec. 6, 1998, vs. Kansas City
John Elway	26-36-0 338 yds. 4 TD	Dec. 27, 1998, vs. Seattle
John Elway	18-29-1 336 yds. 1 TD	Jan. 31, 1999, vs. Atlanta ^a
Brian Griese	19-31-1 363 yds. 2 TD	Oct. 17, 1999, vs. Green Bay
Brian Griese	25-38-0 316 yds. 1 TD	Oct. 24, 1999, at New England
Brian Griese	19-29-0 307 yds. 2 TD	Sept. 4, 2000, at St. Louis
Brian Griese	31-50-1 361 yds. 1 TD	Oct. 1, 2000, vs. New England
Brian Griese	19-34-0 336 yds. 3 TD	Oct. 15, 2000, vs. Cleveland
Brian Griese	30-45-1 365 yds. 2 TD	Oct. 22, 2000, at Cincinnati
Brian Griese	22-35-1 327 yds. 2 TD	Nov. 5, 2000, at N.Y. Jets
Gus Frototte	36-58-4 462 yds. 5 TD	Nov. 19, 2000, vs. San Diego
Brian Griese	19-29-0 330 yds. 3 TD	Sept. 10, 2001, vs. N.Y. Giants
Brian Griese	35-35-3 328 yds. 3 TD	Sept. 30, 2002, at Baltimore
Brian Griese	26-35-1 316 yds. 2 TD	Oct. 6, 2002, vs. San Diego
Brian Griese	27-46-2 335 yds. 1 TD	Oct. 13, 2002, vs. Miami
Brian Griese	30-50-0 376 yds. 2 TD	Oct. 20, 2002, at Kansas City
Jake Plummer	31-55-3 499 yds. 4 TD	Oct. 31, 2004, vs. Atlanta ^a
Jake Plummer	21-26-1 303 yds. 2 TD	Dec. 25, 2004, at Tennessee
Jake Plummer	22-35-0 309 yds. 4 TD	Oct. 30, 2005, vs. Philadelphia
Jay Cutler	23-39-1 304 yds. 1 TD	Sept. 9, 2007, at Buffalo
Jay Cutler	17-31-1 302 yds. 2 TD	Nov. 25, 2007, at Chicago
Jay Cutler	16-24-0 300 yds. 2 TD	Sept. 8, 2008, at Oakland
Jay Cutler	36-50-1 350 yds. 4 TD	Sept. 14, 2008, vs. San Diego
Jay Cutler	29-49-2 361 yds. 1 TD	Sept. 28, 2008, at Kansas City
Jay Cutler	24-46-3 307 yds. 2 TD	Nov. 2, 2008, vs. Miami
Jay Cutler	24-42-1 447 yds. 3 TD	Nov. 6, 2008, at Cleveland

OUTSTANDING PERFORMANCES, CONT.

300-Yard Passing Games, cont.

Player	Performance	Opponent
Jay Cutler	27-43-1, 357 yds., 2 TD.	Nov. 30, 2008, at N.Y. Jets
Jay Cutler	25-45-1, 359 yds., 0 TD.	Dec. 21, 2008, vs. Buffalo
Jay Cutler	33-49-2, 316 yds., 1 TD.	Dec. 28, 2008, at San Diego
Kyle Orton	35-48-1, 330 yds., 2 TD.	Oct. 11, 2009, vs. New England
Kyle Orton	32-56-3, 431 yds., 1 TD.	Jan. 3, 2010, vs. Kansas City
Kyle Orton	25-35-0, 307 yds., 2 TD.	Sept. 19, 2010, vs. Seattle
Kyle Orton	37-57-1, 476 yds., 1 TD.	Sept. 26, 2010, vs. Indianapolis
Kyle Orton	35-50-1, 341 yds., 2 TD.	Oct. 3, 2010, at Tennessee
Kyle Orton	23-38-0, 314 yds., 2 TD.	Oct. 10, 2010, at Baltimore
Kyle Orton	28-40-1, 369 yds., 1 TD.	Oct. 31, 2010, at San Francisco (London)
Kyle Orton	24-41-0, 347 yds., 3 TD.	Nov. 28, 2010, vs. St. Louis
Tim Tebow	16-29-1, 308 yds., 1 TD.	Dec. 26, 2010, vs. Houston
Kyle Orton	24-46-1, 304 yds., 1 TD.	Sept. 12, 2011, vs. Oakland
Tim Tebow	10-21-0, 316 yds., 2 TD.	Jan. 8, 2012, vs. Pittsburgh*
Peyton Manning	26-52-0, 330 yds., 2 TD.	Sept. 23, 2012, vs. Houston
Peyton Manning	30-38-0, 338 yds., 3 TD.	Sept. 30, 2012, vs. Oakland
Peyton Manning	31-44-0, 337 yds., 3 TD.	Oct. 7, 2012, at New England
Peyton Manning	24-30-1, 309 yds., 3 TD.	Oct. 15, 2012, at San Diego
Peyton Manning	22-30-0, 305 yds., 3 TD.	Oct. 28, 2012, vs. New Orleans
Peyton Manning	27-38-0, 301 yds., 1 TD.	Nov. 11, 2012, at Carolina
Peyton Manning	26-36-1, 310 yds., 1 TD.	Dec. 6, 2012, at Oakland
Peyton Manning	30-43-1, 339 yds., 3 TD.	Dec. 23, 2012, vs. Cleveland
Peyton Manning	23-29-0, 304 yds., 3 TD.	Dec. 30, 2012, vs. Kansas City
Peyton Manning	27-42-0, 462 yds., 7 TD.	Sept. 5, 2013, vs. Baltimore
Peyton Manning	30-43-0, 307 yds., 2 TD.	Sept. 15, 2013, at N.Y. Giants
Peyton Manning	32-37-0, 374 yds., 3 TD.	Sept. 23, 2013, vs. Oakland
Peyton Manning	28-34-0, 327 yds., 4 TD.	Sept. 29, 2013, vs. Philadelphia
Peyton Manning	33-42-1, 414 yds., 4 TD.	Oct. 6, 2013, at Dallas
Peyton Manning	29-49-1, 386 yds., 3 TD.	Oct. 20, 2013, at Indianapolis
Peyton Manning	30-44-3, 354 yds., 4 TD.	Oct. 27, 2013, vs. Washington
Peyton Manning	25-36-0, 330 yds., 4 TD.	Nov. 10, 2013, at San Diego
Peyton Manning	24-40-0, 323 yds., 1 TD.	Nov. 17, 2013, vs. Kansas City
Peyton Manning	22-35-2, 403 yds., 5 TD.	Dec. 1, 2013, at Kansas City
Peyton Manning	39-59-0, 397 yds., 4 TD.	Dec. 8, 2013, vs. Tennessee
Peyton Manning	32-51-0, 400 yds., 4 TD.	Dec. 22, 2013, at Houston
Peyton Manning	32-43-0, 400 yds., 2 TD.	Jan. 19, 2014, vs. New England*
Peyton Manning	31-49-1, 303 yds., 1 TD.	Sept. 21, 2014, at Seattle
Peyton Manning	31-47-2, 479 yds., 4 TD.	Oct. 5, 2014, vs. Arizona
Peyton Manning	22-26-0, 340 yds., 4 TD.	Oct. 19, 2014, vs. San Francisco
Peyton Manning	34-57-2, 438 yds., 2 TD.	Nov. 2, 2014, at New England
Peyton Manning	31-44-2, 340 yds., 5 TD.	Nov. 9, 2014, at Oakland
Peyton Manning	34-57-2, 389 yds., 2 TD.	Nov. 16, 2014, at St. Louis
Peyton Manning	28-44-4, 311 yds., 2 TD.	Dec. 22, 2014, at Cincinnati
Peyton Manning	31-42-1, 324 yds., 2 TD.	Sept. 27, 2015, at Detroit
Peyton Manning	21-29-1, 340 yds., 0 TD.	Nov. 1, 2015, vs. Green Bay
Brock Osweiler	35-51-0, 308 yds., 0 TD.	Dec. 13, 2015, vs. Oakland
Trevor Siemian	23-35-0, 312 yds., 4 TD.	Sept. 25, 2016, at Cincinnati
Trevor Siemian	20-34-0, 368 yds., 3 TD.	Nov. 27, 2016, vs. Kansas City
Trevor Siemian	35-51-0, 334 yds., 1 TD.	Dec. 11, 2016, at Tennessee
Trevor Siemian	29-50-0, 376 yds., 1 TD.	Oct. 15, 2017, vs. N.Y. Giants
Case Keenum	25-39-3, 329 yds., 3 TD.	Sept. 9, 2018, vs. Seattle
Case Keenum	35-51-1, 377 yds., 2 TD.	Oct. 7, 2018, at N.Y. Jets
Case Keenum	25-41-1, 322 yds., 2 TD.	Oct. 14, 2018, vs. L.A. Rams
Joe Flacco	22-38-1, 303 yds., 3 TD.	Sept. 29, 2019, vs. Jacksonville
Drew Lock	22-27-1, 309 yds., 3 TD.	Dec. 8, 2019, at Houston
Drew Lock	25-48-1, 313 yds., 2 TD.	Nov. 8, 2020, at Atlanta
Drew Lock	25-41-0, 339 yds., 2 TD.	Jan. 3, 2021, vs. Las Vegas
Teddy Bridgewater	26-34-0, 328 yds., 2 TD.	Sept. 19, 2021, at Jacksonville
Teddy Bridgewater	35-49-3, 334 yds., 3 TD.	Oct. 17, 2021, vs. Las Vegas
Russell Wilson	29-42-0, 340 yds., 1 TD.	Sept. 12, 2022, at Seattle

([†] Denotes Franchise Record; * Denotes Postseason; [‡] Denotes Super Bowl)

TOTALS — John Elway 40 (includes four postseason games), Peyton Manning 31 (includes one postseason game), Brian Griese 12, Jay Cutler 10, Kyle Orton 9, Frank Tripucka 5, Charley Johnson 4, Craig Morton 4, Trevor Siemian 4, Steve DeBerg 3, Case Keenum 3, Drew Lock 3, Jake Plummer 3, Teddy Bridgewater 2, Tim Tebow 2 (includes one postseason game), Joe Flacco 1, Gus Frerotte 1, Jacky Lee 1, John McCormick 1, Marlin Briscoe 1, Steve Tensi 1, Brock Osweiler 1, Russell Wilson 1.

Most 300-yard games, season

- 12—Peyton Manning, 2013
- 9—Peyton Manning, 2012
- 8—Jay Cutler, 2008
- 7—Peyton Manning, 2014
- 6—Kyle Orton, 2010
- 5—Brian Griese, 2000
- 5—John Elway, 1995

Most consecutive 300-yard games

- 7—Peyton Manning, 2012-13
- 5—Peyton Manning, 2012
- 4—Peyton Manning, 2013
- 4—Brian Griese, 2002
- 4—Kyle Orton, 2010
- 3—Brian Griese, 2000
- 3—Peyton Manning, 2014

Most 300-yard games by a rookie

- 1—Drew Lock, 2019
- 1—Tim Tebow, 2010
- 1—John Elway, 1983
- 1—Marlin Briscoe, 1968

BIGGEST COMEBACKS

Biggest deficits overcome by the Broncos to win a game in the regular season

Rank	Deficit	Date	Opponent	Score at time of Deficit	Final Score
No. 1	24	Oct. 15, 2012	at San Diego	24-0, 0:24 left in third qtr.	35-24
	24	Sept. 23, 1979	vs. Seattle	34-10, 9:28 left in third qtr.	37-34
	24	Oct. 23, 1960	vs. Boston	24-0, 11:59 left in third qtr.	31-24
No. 4	21	Nov. 1, 2020	vs. L.A. Chargers	24-3, 7:38 left in third qtr.	31-30
	21	Dec. 12, 1982	at L.A. Rams	21-0, 10:24 left in second qtr.	27-24
No. 6	19	Dec. 11, 1983	vs. Baltimore	19-0, 7:50 left in third qtr.	21-19
No. 7	17	Dec. 26, 2010	vs. Houston	17-0, 0:22 left in second qtr.	24-23
	17	Nov. 19, 2000	vs. San Diego	24-7, 1:25 left in second qtr. / 27-10, 11:25 left in third qtr.	38-37
	17	Oct. 6, 2019	vs. L.A. Chargers	17-0, 5:17 left in second qtr.	20-13
	17	Oct. 6, 1996	vs. San Diego	17-0, 2:51 left in second qtr.	28-17
	17	Dec. 20, 1985	at Seattle	17-0, 9:16 left in second qtr.	27-24
	17	Sept. 15, 1962	at Buffalo	20-3, 1:39 left in second qtr.	23-20

Biggest deficits overcome by the Broncos to win a game in the postseason

Rank	Deficit	Date	Opponent	Score at time of Deficit	Final Score
No. 1	15	Jan. 4, 1992	vs. Houston (AFC Div.)	21-6, 10:55 left in second qtr.	26-24
No. 2	10	Jan. 7, 1990	at Pittsburgh (AFC Div.)	10-0, 13:22 left in second qtr. / 17-7, :26 left in second qtr.	24-23
				10-0, 11:56 left in third qtr.	23-10
No. 4	7	Jan. 17, 1999	vs. N.Y. Jets (AFC Chmp.)	7-0, 10:58 left in first qtr.	31-24
	7	Jan. 25, 1998	vs. Green Bay (S.B. XXXII)	14-7, 12:42 left in second qtr.	24-21
	7	Jan. 11, 1998	at Pittsburgh (AFC Chmp.)	7-0, 5:19 left in first qtr. / 20-13, 5:43 left in fourth qtr.	23-20 (OT)
No. 7	6	Jan. 8, 2011	vs. Pittsburgh (AFC W.C.)	6-0, :23 left in first qtr.	29-23 (OT)
No. 8	4	Jan. 17, 2015	vs. Pittsburgh (AFC Div.)	10-6, 10:19 left in second qtr. / 13-9, 9:32 left in third qtr.	23-16
				7-3, 14:04 left in second qtr. / 17-13, 2:50 left in third qtr.	22-17

BIGGEST LEADS LOST


Biggest leads lost by the Broncos in losing a game in the regular season

Rank	Lead	Date	Opponent	Score at time of Lead	Final Score
No. 1	24	Nov. 24, 2013	at New England	24-0, 6:10 left in second qtr.	34-31 (OT)
		Sept. 26, 1988	vs. L.A. Raiders	24-0, 1:07 left in second qtr.	30-27 (OT)
No. 3	21	Nov. 5, 1978	vs. N.Y. Jets	28-7, 8:19 left in second qtr.	31-28
No. 4	20	Nov. 17, 2019	at Minnesota	20-0, 1:06 left in second qtr.	27-23
		Dec. 10, 1995	vs. Seattle	20-0, 5:00 left in second qtr.	31-27
No. 6	18	Sept. 4, 1994	vs. San Diego	24-6, 11:25 left in second qtr.	37-34
No. 7	17	Dec. 20, 2015	at Pittsburgh	27-10, 1:56 left in second qtr.	34-27
		Nov. 19, 2006	vs. San Diego	24-7, 9:25 left in third qtr.	35-27
		Nov. 14, 1993	vs. Minnesota	20-3, 6:57 left in second qtr.	26-23
		Jan. 2, 1994	at L.A. Raiders	27-10, :26 left in second qtr. / 30-13, 10:31 left in third qtr.	33-30 (OT)
		Sept. 24, 1967	vs. N.Y. Jets	24-7, 9:08 left in second qtr.	38-24
	17	Oct. 28, 1962	vs. Buffalo	24-7, 5:48 left in second qtr.	45-38

Biggest leads lost by the Broncos in losing a game in the postseason

Rank	Lead	Date	Opponent	Score at time of Lead	Final Score
No. 1	10	Jan. 31, 1988	vs. Washington (S.B. XXII)	10-0, 9:09 left in first qtr.	42-10
No. 2	7	Jan. 12, 2013	vs. Baltimore (AFC Div.)	7-0, 12:14 left in first qtr. / 21-14, 7:26 left in second qtr. / 28-21, 14:47 left in third qtr. / 35-28, 7:11 left in fourth qtr.	38-35 (20T)
				7-0, 6:30 left in first qtr. / 17-10, 7:15 left in third qtr.	24-17
				7-3, 3:27 left in first qtr.	13-7
No. 3	4	Dec. 23, 1979	at Houston (AFC W.C.)	3-0, 5:50 left in first qtr.	33-10
No. 4	3	Dec. 30, 1978	at Pittsburgh (AFC Div.)	3-0, 10:51 left in first qtr. / 10-7, 11:39 left in first qtr.	39-20
		Jan. 25, 1987	vs. N.Y. Giants (S.B. XXI)		

PLAYER AWARDS AND HONORS



2003

Pro Bowl: Tom Nalen, Clinton Portis, Al Wilson. **AI-NFL:** Tom Nalen (1st team AP, Pro Football Weekly). **AI-AFC:** Tom Nalen (Pro Football Weekly). **NFL Alumni Offensive Lineman of the Year:** Tom Nalen.

2002

Pro Bowl: Trevor Pryce, Al Wilson (Wilson did not play in game due to injury). **AI-NFL:** Al Wilson (2nd team Football Digest). **NFL Offensive Rookie of the Year:** Clinton Portis (AP, Pro Football Weekly, Football Digest). **NFL Rookie of the Year:** Clinton Portis (Sports Illustrated/Dr. Z). **AI-Rookie:** Clinton Portis (Pro Football Weekly).

2001

Pro Bowl: Dwayne Carswell, Jason Elam, Ian Gold, Deltha O'Neal, Trevor Pryce, Rod Smith, Al Wilson (Pryce and Smith did not play in game due to injury). **AI-NFL:** Jason Elam (2nd team AP, College & Pro Football Newsweekly and Football News), Trevor Pryce (2nd team AP and College & Pro Football Newsweekly), Rod Smith (1st team Football Digest, 2nd team AP), Deltha O'Neal (2nd team College & Pro Football Newsweekly). **AI-AFC:** Jason Elam (Pro Football Weekly, Football News), Ian Gold (Pro Football Weekly), Deltha O'Neal (Pro Football Weekly), Trevor Pryce (Football News), Rod Smith (Pro Football Weekly).

2000

Pro Bowl: Brian Griese, Tom Nalen, Trevor Pryce, Rod Smith (Griese and Nalen did not play in game due to injury). **AI-NFL:** Howard Griffith (2nd team College & Pro Football Newsweekly and Football Digest), Ed McCaffrey (Sports Illustrated), Tom Nalen (AP, USA Today, Sports Illustrated, The Sporting News, Football Digest; 2nd team College & Pro Football Newsweekly), Trevor Pryce (2nd team College & Pro Football Newsweekly), Rod Smith (USA Today, College & Pro Football Newsweekly, Football Digest; 2nd team AP). **AI-AFC:** Tom Nalen (Pro Football Weekly, Football News), Trevor Pryce (Pro Football Weekly, Football News), Rod Smith (Pro Football Weekly, Football News). **NFL Offensive Rookie of the Year:** Mike Anderson (AP, Pro Football Weekly, Football Digest). **NFL Rookie of the Year:** Mike Anderson (USA Today). **AI-Rookie:** Mike Anderson (Pro Football Weekly, Football News, Football Digest), Deltha O'Neal (punt returner—Football News).

1999

Pro Bowl: Tom Nalen, Trevor Pryce, Detron Smith (Nalen did not play in game due to injury). **AI-NFL:** Trevor Pryce (AP, Sports Illustrated, College & Pro Football Newsweekly, 2nd team Football Digest), Tom Nalen (The Sporting News, Football Digest, 2nd team AP). **AI-AFC:** Trevor Pryce (Pro Football Weekly), Detron Smith (special teams; Pro Football Weekly). **AI-Rookie:** Olandis Gary (Pro Football Weekly, College & Pro Football Newsweekly, Football News, Football Digest), Chris Watson (kick returner; College & Pro Football Newsweekly).

1998

Pro Bowl: Steve Atwater, Terrell Davis, Jason Elam, John Elway, Tony Jones, Ed McCaffrey, Tom Nalen, Bill Romanowski, Mark Schlereth, Shannon Sharpe (Davis and Sharpe did not play in game due to injury). **AI-NFL:** Terrell Davis (AP, Sports Illustrated, The Sporting News, USA Today, Pro Football Weekly, College & Pro Football Newsweekly, Football Digest), Jason Elam (2nd team AP, College & Pro Football Newsweekly, Football Digest), Howard Griffith (2nd team Football Digest), Ed McCaffrey (2nd team AP), Tom Nalen (USA Today), Mark Schlereth (2nd team College & Pro Football Newsweekly), Shannon Sharpe (AP, The Sporting News, USA Today, Pro Football Weekly, College & Pro Football Newsweekly, Football Digest), Rod Smith (2nd team College & Pro Football Newsweekly). **AI-AFC:** Terrell Davis (Pro Football Weekly, Football News), Jason Elam (Pro Football Weekly, Football News), Vaughn Hebron (kick returner—Pro Football Weekly), Ed McCaffrey (Football News), Shannon Sharpe (Pro Football Weekly, Football News). **AI-Rookie:** Eric Brown (Football News, Football Digest, College & Pro Football Newsweekly). **Super Bowl XXXIII Most Valuable Player (Pete Rozelle Trophy):** John Elway. **NFL Most Valuable Player:** Terrell Davis (AP, Pro Football Weekly, Pro Football Writers of America). **NFL Player of the Year:** Terrell Davis (The Sporting News, Football Digest, NFL Films). **NFL Offensive Player of the Year:** Terrell Davis (AP, College & Pro Football Newsweekly). **AFC Player of the Year:** Terrell Davis (Football News). **AFC Offensive Player of the Year:** Terrell Davis (Kansas City 101 Club). **San Diego Hall of Champions Professional Star of the Year:** Terrell Davis. **Colorado Sports Hall of Fame Inductee:** John Elway (Class of 1999). **Colorado Sports Hall of Fame Professional Athlete of the Year:** Terrell Davis. **ESPY Award for Pro Football Performer of the Year:** Terrell Davis.

1997

Pro Bowl: Terrell Davis, John Elway, Tom Nalen, Shannon Sharpe, Neil Smith (Elway did not play in game due to injury). **AI-NFL:** Terrell Davis (AP, Sports Illustrated, The Sporting News, USA Today, Pro Football Weekly, College & Pro Football Newsweekly, Football News, Football Digest), John Elway (College & Pro Football Newsweekly 2nd team), Darrien Gordon (1st team punt returner—Sports Illustrated, The Sporting News, USA Today, Pro Football Weekly; 2nd team punt returner—Football Digest, College & Pro Football Newsweekly), John Mobley (1st team AP, The Sporting News, Pro Football Weekly, Football Digest; 2nd team College & Pro Football Newsweekly), Tom Nalen (2nd team College & Pro Football Newsweekly), Mark Schlereth (Sports Illustrated), Shannon Sharpe (AP, The Sporting News, USA Today, Pro Football Weekly, College & Pro Football Newsweekly 1st team; Football Digest 2nd team). **AI-AFC:** John Elway (Pro Football Weekly, Football News), Darrien Gordon (punt returner—Pro Football Weekly, Football News), John Mobley (Pro Football Weekly), Shannon Sharpe (Pro Football Weekly). **Super Bowl XXXII Most Valuable Player (Pete Rozelle Trophy):** Terrell Davis. **AFC Player of the Year:** Terrell Davis (Football News, Touchdown Club of Columbus). **AFC Offensive Player of the Year:** Terrell Davis (Kansas City 101 Club). **San Diego Hall of Champions Professional Star of the Year:** Terrell Davis. **Colorado Sports Hall of Fame King of the Hill Award:** Terrell Davis. **ESPY Award for Best Performance Under Pressure:** Terrell Davis.

1996

Pro Bowl: Steve Atwater, Tyrone Braxton, Terrell Davis, John Elway, Michael Dean Perry, Bill Romanowski, Shannon Sharpe, Alfred Williams, Gary Zimmerman (Atwater, Elway and Zimmerman did not play in game due to injury). **AI-NFL:** Steve Atwater (AP 2nd team), Terrell Davis (AP, Sports Illustrated, The Sporting News, USA Today, Pro Football Weekly, Football News, College & Pro Football Newsweekly), John Elway (AP 2nd team, College & Pro Football Newsweekly 2nd team, Football Digest 2nd team), Bill Romanowski (College & Pro Football Newsweekly 2nd team), Shannon Sharpe (AP, Sports Illustrated, The Sporting News, Pro Football Weekly, Football Digest, College & Pro Football Newsweekly), Alfred Williams (AP, The Sporting News, Pro Football Weekly, Football Digest, College & Pro Football Newsweekly 2nd team), Gary Zimmerman (AP, Sports Illustrated, The Sporting News, Pro Football Weekly, Football Digest, College & Pro Football Newsweekly). **AI-AFC:** Steve Atwater (UPI, Pro Football Weekly), Tyrone Braxton (Football News, UPI 2nd team), Terrell Davis (UPI, Football News), John Elway (UPI, Pro Football Weekly, Football News), Michael Dean Perry (UPI 2nd team), Bill Romanowski (UPI 2nd team), Shannon Sharpe (UPI, Football News), Alfred Williams (UPI, Football News), Gary Zimmerman (UPI, Football News). **NFL AI-Rookie Team:** John Mobley (Pro Football Weekly, Football News, College & Pro Football Newsweekly). **NFL Most Valuable Player:** Terrell Davis (Sports Illustrated). **NFL Offensive Player of the Year:** Terrell Davis (AP). **AFC Player of the Year:** John Elway (Football News, Touchdown Club of Columbus). **AFC Most Valuable Player:** John Elway (NFLPA). **AFC Offensive Player of the Year:** Terrell Davis (UPI), John Elway (Kansas City 101 Club). **NFL Coach of the Year:** Mike Shanahan (Touchdown Club of Columbus). **AFC Coach of the Year:** Mike Shanahan (Kansas City 101 Club).

1995

Pro Bowl: Steve Atwater, Jason Elam, Glyn Milburn, Anthony Miller, Shannon Sharpe, Gary Zimmerman (Zimmerman did not play in game due to injury). **AI-NFL:** Steve Atwater (College & Pro Football Newsweekly 2nd team), Jason Elam (AP 2nd team, College & Pro Football Newsweekly 2nd team, Football Digest 2nd team), Glyn Milburn (AP 2nd team, Sporting News 1st team, College & Pro Football Newsweekly 2nd team, Football Digest 1st team), Shannon Sharpe (AP 2nd team), Gary Zimmerman (AP 2nd team, Football Digest 1st team). **AI-AFC:** Steve Atwater (UPI 1st team), Terrell Davis (UPI 2nd team), Jason Elam (UPI 1st team), Glyn Milburn (Football News 1st team), Michael Dean Perry (UPI 2nd team), Shannon Sharpe (UPI 2nd team), Gary Zimmerman (Football News 1st team, UPI 1st team). **NFL AI-Rookie Team:** Terrell Davis (AP). **AFC Player of the Year:** John Elway (Football News, Touchdown Club of Columbus). **AFC Most Valuable Player:** John Elway (NFLPA). **AFC Offensive Player of the Year:** Terrell Davis (UPI), John Elway (Kansas City 101 Club). **NFL Coach of the Year:** Mike Shanahan (Touchdown Club of Columbus). **AFC Coach of the Year:** Mike Shanahan (Kansas City 101 Club). **Inspirational Player:** Michael Dean Perry. **Bob Martin Award (For cooperation with local media):** Lionel Washington.

1994

Pro Bowl: Steve Atwater, John Elway, Shannon Sharpe, Gary Zimmerman (Sharpe did not play in game). **AI-NFL:** Shannon Sharpe (College & Pro Football Newsweekly 2nd team, Football Digest 2nd team). **AI-AFC:** Tom Rouen (UPI 2nd team), Shannon Sharpe (UPI 2nd team), Gary Zimmerman (UPI 2nd team). **Earl Hartman Awards (Broncos Most Valuable Players):** John Elway (offense), Steve Atwater (defense), Ray Jacobs (special teams). **Bob Peck Award (Most Inspirational Player):** Shannon Sharpe. **Bob Martin Award (For cooperation with local media):** Shannon Sharpe.

1993

Pro Bowl: Steve Atwater, John Elway, Karl Mecklenburg, Shannon Sharpe, Dennis Smith. **All-NFL:** John Elway (AP 2nd team, College & Pro Football Newsweekly 2nd team, Football Digest 2nd team), Simon Fletcher (Football Digest 2nd team), Shannon Sharpe (AP, Pro Football Weekly/Pro Football Writers of America, The Sporting News, Sports Illustrated, College & Pro Football Newsweekly, Football Digest), Dennis Smith (College & Pro Football Newsweekly 2nd team), Gary Zimmerman (AP 2nd team, College & Pro Football Newsweekly 2nd team). **All-AFC:** Steve Atwater (UPI, Football News), John Elway (UPI, Football News), Shannon Sharpe (UPI, Football News). **NFL All-Rookie:** Jason Elam (Pro Football Weekly/Pro Football Writers of America, Football News, College & Pro Football Newsweekly, Football Digest). **AFC Most Valuable Player:** John Elway (NFL Players Association). **AFC Player of the Year:** John Elway (Football News). **AFC Offensive Player of the Year:** John Elway (UPI, Kansas City 101 Club). **Rookie Coach of the Year:** Wade Phillips (College & Pro Football Newsweekly). **Earl Hartman Awards (Broncos Most Valuable Players):** John Elway (offense), Simon Fletcher (defense), Reggie Rivers (special teams). **Bob Peck Award (Most Inspirational Player):** Dennis Smith. **Bob Martin Award (For cooperation with local media):** Tyrone Braxton.

1992

Pro Bowl: Steve Atwater, Michael Brooks, Shannon Sharpe. **All-NFL:** Steve Atwater (AP, Pro Football Weekly/Pro Football Writers of America, The Sporting News, Football Digest, NEA), Michael Brooks (Sports Illustrated, College and Pro Football Newsweekly 2nd team), Greg Kragen (AP 2nd team, College and Pro Football Newsweekly 2nd team). **All-AFC:** Steve Atwater (Football News). **NFL All-Rookie:** Russell Freeman (Football News, College and Pro Football Newsweekly), Arthur Marshall (Pro Football Weekly/Pro Football Writers of America, Football News, College and Pro Football Newsweekly). **Colorado Sports Hall of Fame Pro Athlete of the Year:** Michael Brooks. **Earl Hartman Awards (Broncos Most Valuable Players):** John Elway (offense), Simon Fletcher (defense), Keith Traylor (special teams). **Bob Peck Award (Most Inspirational Player):** Dennis Smith. **Bob Martin Award (For cooperation with local media):** Reggie Rivers.

1991

Pro Bowl: Steve Atwater, John Elway, Gaston Green, Karl Mecklenburg, Dennis Smith. **All-NFL:** Steve Atwater (AP, Pro Football Weekly, College and Pro Football Newsweekly 2nd-team), Greg Kragen (Sports Illustrated), **All-AFC:** Steve Atwater (Football News, Pro Football Weekly). **AFC Coach of the Year:** Dan Reeves (Football News, Kansas City 101 Club). **NFL Rookie of the Year:** Mike Croel (Bert Bell All-World Almanac, Pro Football Weekly, Washington Touchdown Club, Pro-Set). **NFL Defensive Rookie of the Year:** Mike Croel (AP, College and Pro Football Newsweekly). **NFL All-Rookie:** Mike Croel (Football News, Pro Football Weekly, College and Pro Football Newsweekly, Football Digest), Reggie Johnson (Pro Football Digest), Keith Traylor (Pro Football Weekly, Football Digest). **Earl Hartman Award Winners (Broncos Most Valuable Players):** John Elway (offense), Dennis Smith (defense), Alton Montgomery (special teams). **Bob Peck Memorial Award (Most Inspirational Player):** Kenny Walker. **Bob Martin Award (For cooperation with local media):** Greg Kragen.

1990

Pro Bowl: Steve Atwater, Bobby Humphrey, Dennis Smith. **All-NFL:** Steve Atwater (College and Pro Football Newsweekly-second team), Mike Horan (College and Pro Football Newsweekly-second team). **All-AFC:** Steve Atwater (UPI, Football News), Mike Horan (UPI-second team, Football News). **Earl Hartman Award (Broncos Most Valuable Players):** Bobby Humphrey (offense), Steve Atwater (defense), Kevin Clark (special teams). **Bob Peck Memorial Award (Most Inspirational Player):** Keith Kartz. **Bob Martin Award (for cooperation with media):** Mark Jackson.

1989

Pro Bowl: John Elway, Greg Kragen, Karl Mecklenburg, Dennis Smith, David Treadwell. **All-NFL:** Mike Horan (College and Pro Football Newsweekly 2nd team), Karl Mecklenburg (AP, Pro Football Weekly, Sports Illustrated, NEA-World Almanac, Football Digest), Dennis Smith (AP 2nd team). **All-AFC:** Greg Kragen (Pro Football Weekly), Karl Mecklenburg (UPI, Pro Football Weekly, Football News), Dennis Smith (Pro Football Weekly, UPI 2nd team), David Treadwell (UPI, Pro Football Weekly, Football News). **NFL Rookie of the Year:** Bobby Humphrey (Touchdown Club of Washington, D.C.). **NFL Offensive Rookie of the Year:** Bobby Humphrey (NFL Players Association). **NFL Defensive Rookie of the Year:** Steve Atwater (Football Digest). **AFC Offensive Rookie of the Year:** Bobby Humphrey (Mackey Award). **NFL All-Rookie:** Steve Atwater (UPI, Pro Football Weekly, PFWA, College and Pro Football Newsweekly, Football Digest), Bobby Humphrey (UPI, Pro Football Weekly, PFWA, College and Pro Football Newsweekly), David Treadwell (Football Digest), Doug Widell (College and Pro Football Newsweekly, Football Digest). **Colorado Sports Hall of Fame Pro Athlete of the Year:** Bobby Humphrey. **Earl Hartman Award Winners (Broncos Most Valuable Players):** Bobby Humphrey (offense), Dennis Smith (defense), David Treadwell (special teams). **Bob Peck Memorial Award (Most Inspirational Player):** Marc Munford.

1988

Pro Bowl: Mike Horan. **All-NFL:** Mike Horan (AP, PFWA, The Sporting News, College and Pro Football Newsweekly, Sports Illustrated, World Almanac 2nd team). **All-AFC:** Mike Horan (UPI, Football News). **NFL All-Rookie:** Gerald Perry (UPI, Football Digest). **Earl Hartman Award Winners (Broncos Most Valuable Players):** John Elway and Sammy Winder (offense), Simon Fletcher (defense), Ken Bell (special teams). **Bob Peck Memorial Award (Most Inspirational Player):** Keith Bishop and Billy Bryan.

1987

Pro Bowl: Keith Bishop, John Elway, Karl Mecklenburg. **All-NFL:** Keith Bishop (Sports Illustrated, NEA-second team), John Elway (The Sporting News, NEA, AP-second team), Karl Mecklenburg (NEA, AP-second team). **All-AFC:** Keith Bishop (UPI-second team), John Elway (UPI, Pro Football Weekly, Football News), Rulon Jones (UPI-second team), Karl Mecklenburg (UPI, Pro Football Weekly, Football News). **NFL Most Valuable Player:** John Elway (AP). **AFC Most Valuable Player:** John Elway (NFLPA). **AFC Player of the Year:** John Elway (Football News). **AFC Offensive Player of the Year:** John Elway (UPI, Kansas City 101 Club). **NFL All Rookie:** Ricky Nattiel (UPI, College and Pro Football Newsweekly, Football Digest, PFWA, Pro Football Weekly). **Earl Hartman Award Winners (Broncos Most Valuable Players):** John Elway (offense), Karl Mecklenburg (defense), Ken Bell (special teams). **Bob Peck Memorial Award (Most inspirational Player):** Keith Bishop.

1986

Pro Bowl: Keith Bishop, John Elway, Rulon Jones, Karl Mecklenburg, Dennis Smith, Sammy Winder. **All-NFL:** John Elway (AP-honorable mention), Keith Bishop (AP-honorable mention), Mike Harden (AP-honorable mention), Rulon Jones (AP, Pro Football Weekly, Sports Illustrated). **All-AFC:** Keith Bishop (UPI-second team, Football News), John Elway (UPI-second team), Rulon Jones (UPI, Pro Football Weekly, Football News), Karl Mecklenburg (UPI, Pro Football Weekly, Football News), Dennis Smith (Pro Football Weekly), Gerald Whitliffe (UPI-second team). **AFC Defensive Player of the Year:** Rulon Jones (UPI). **AFC Player of the Year:** Karl Mecklenburg (Football News). **Colorado Sports Hall of Fame King of the Hill Award:** John Elway. **Seattle Gold Helmet Award (Professional Football Player of the Year):** John Elway. **Earl Hartman Award Winners (Broncos Most Valuable Players):** John Elway (offense), Mike Harden (defense), Darren Comeaux (special teams). **Bob Peck Memorial Award (Most Inspirational Player):** Tom Jackson.

1985

Pro Bowl: Rulon Jones, Karl Mecklenburg, Dennis Smith, Louis Wright. **All-NFL:** John Elway (AP-honorable mention), Rulon Jones (AP-2nd team, The Sporting News, Sports Illustrated), Karl Mecklenburg (AP, Sports Illustrated, PFWA, The Football News, NEA), Dennis Smith (AP-honorable mention), Louis Wright (AP honorable mention). **All-AFC:** Rulon Jones (UPI), Karl Mecklenburg (UPI), Dennis Smith (UPI-2nd team), Louis Wright (UPI). **Earl Hartman Award Winners (Broncos Most Valuable Players):** John Elway (offense), Rulon Jones (defense), Daniel Hunter (special teams). **Bob Peck Memorial Award (Most Inspirational Player):** Tom Jackson.

1984

Pro Bowl: Sammy Winder. **All-NFL:** Tom Jackson (CPFW-2nd team), Dennis Smith (Pro Football Weekly, CPFW-2nd team), Louis Wright (The Sporting News, Sports Illustrated, Pro Football Weekly, NEA-2nd team, CPFW-2nd team). **All-AFC:** Tom Jackson (Pro Football Weekly, UPI 2nd team), Dennis Smith (Pro Football Weekly, UPI-2nd team), Sammy Winder (UPI-2nd team), Louis Wright (Pro Football Weekly, UPI-2nd team). **All-Rookie:** Winford Hood (UPI), Clarence Kay (PFWA, Pro Football Weekly). **Colorado Sports Hall of Fame Pro Athlete of the Year:** Tom Jackson. **Earl Hartman Award Winners (Broncos Most Valuable Players):** Steve Watson (offense), Louis Wright (defense), Ken Woodard (special teams). **Bob Peck Memorial Award (Most Inspirational Player):** Tom Jackson. **NFL Coach of the Year:** Dan Reeves (NFL-Sports Illustrated, Pro Football Weekly, College and Pro Football Newsweekly, AFC-Kansas City 101 Club, Football News).

1983

Pro Bowl: Randy Gradishar, Louis Wright (DNP). **AII-NFL:** Randy Gradishar (AP-2nd team), Louis Wright (NEA, CPFN-2nd team). **AII-AFC:** Randy Gradishar (UPI-2nd team). **Earl Hartman Award Winners (Broncos Most Valuable Players):** Steve Watson (offense), Randy Gradishar (defense), Ken Woodard (special teams). **Bob Peck Memorial Award (Most Inspirational Player):** Tom Jackson.

1982

Pro Bowl: Randy Gradishar, Luke Prestridge, Rick Upchurch. **AII-NFL:** Randy Gradishar (Football Digest), Luke Prestridge (AP, Football Digest), Rick Upchurch (AP, Football Digest). **AII-AFC:** Randy Gradishar (UPI), Luke Prestridge (UPI). **Earl Hartman Award Winners (Broncos Most Valuable Players):** Billy Bryan (offense), Louis Wright (defense), Rick Upchurch and Rob Lytle (special teams). **Bob Peck Memorial Award (Most Inspirational Player):** Tom Jackson.

1981

Pro Bowl: Randy Gradishar, Bob Swenson, Bill Thompson, Steve Watson. **AII-NFL:** Randy Gradishar (AP 2nd team, NEA-2nd team, Pro Football Weekly, The Sporting News), Bob Swenson (AP, NEA, The Sporting News). **AII-AFC:** Randy Gradishar (UPI), Bill Thompson (UPI), Steve Watson (UPI), Bob Swenson (UPI-2nd team), Louis Wright (UPI-2nd team). **Earl Hartman Award Winners (Broncos Most Valuable Players):** Steve Watson (offense), Bob Swenson (defense), Jim Ryan (special teams). **Bob Peck Memorial Award (Most Inspirational Player):** Tom Jackson.

1980

AII-NFL: Randy Gradishar (The Sporting News), Fred Steinfort (Pro Football Weekly, The Sporting News). **AII-AFC:** Fred Steinfort (UPI). **Pro Football Weekly Golden Toe Award:** Fred Steinfort. **Earl Hartman Award Winners (Broncos Most Valuable Players):** Bill Bryan (offense), Randy Gradishar (defense), Fred Steinfort (special teams).

1979

Pro Bowl: Randy Gradishar, Tom Jackson, Rick Upchurch, Louis Wright. **AII-NFL:** Randy Gradishar (PFWA, Pro Football Weekly, AP-2nd team), Rick Upchurch (PFWA, Pro Football Weekly, AP-2nd team), Louis Wright (AP, NEA, PFWA, Pro Football Weekly). **AII-AFC:** Randy Gradishar (Pro Football Weekly, The Sporting News, UPI-2nd team), Bob Swenson (UPI-2nd team), Bill Thompson (UPI), Rick Upchurch (Pro Football Weekly), Louis Wright (UPI, Pro Football Weekly, The Sporting News). **Earl Hartman Award Winners (Broncos Most Valuable Players):** Craig Morton (offense), Bob Swenson (defense), Larry Canada (special teams).

1978

Pro Bowl: Lyle Alzado, Randy Gradishar, Tom Jackson, Riley Odoms, Bill Thompson, Rick Upchurch, Louis Wright. **AII-NFL:** Lyle Alzado (AP), Randy Gradishar (AP, PFWA, PFW, NEA), Tom Jackson (AP), Rick Upchurch (AP, PFWA, PFW), Louis Wright (AP, PFWA, PFW, NEA). **AII-AFC:** Lyle Alzado (UPI, PFW, TSN), Steve Foley (UPI), Randy Gradishar (UPI, PFW, TSN), Tom Jackson (UPI), Bill Thompson (UPI, PFW, TSN), Rick Upchurch (PFW), Louis Wright (UPI, PFW, TSN). **NFL Defensive Player of the Year:** Randy Gradishar (AP, PFW, NEA). **AFC Defensive Player of the Year:** Randy Gradishar (UPI, Kansas City 101 Club). **NFL Defensive Lineman of the Year:** Barney Chavous (*Pittsburgh Courier*). **Colorado Sports Hall of Fame Pro Athlete of the Year:** Randy Gradishar. **Earl Hartman Award Winners (Broncos Most Valuable Players):** Riley Odoms (offense), Randy Gradishar (defense), Maurice Harvey (special teams).

1977

Pro Bowl: Lyle Alzado, Randy Gradishar, Tom Jackson, Bill Thompson, Louis Wright. **AII-NFL:** Lyle Alzado (AP, UPI, PFW), Randy Gradishar (AP, UPI, PFW), Tom Jackson (AP, UPI, PFW), Bill Thompson (AP). **AII-AFC:** Louis Wright (PFW), Bill Thompson (PFW). **AFC Defensive Player of the Year:** Lyle Alzado (Kansas City 101 Club). **Colorado Sports Hall of Fame Pro Athlete of the Year:** Craig Morton. **Earl Hartman Award Winners (Broncos Most Valuable Players):** Craig Morton (offense), Tom Jackson (defense), Rick Upchurch (special teams). **NFL Coach of the Year:** Red Miller (AP, UPI, PFW, TSN, Football Digest, Washington Touchdown Club, Kansas City 101 Club, Columbus Touchdown Club).

1976

Pro Bowl: Otis Armstrong, Rick Upchurch. **AII-NFL:** KR Rick Upchurch (AP). **Earl Hartman Award Winners (Broncos Most Valuable Players):** Riley Odoms (offense), Tom Jackson (defense), Rick Upchurch (special teams).

1975

Pro Bowl: Randy Gradishar, Riley Odoms. **AII-Pro:** Riley Odoms (NEA-second team). **AII-AFC:** TE Riley Odoms (AP). **Earl Hartman Award Winners (Broncos Most Valuable Players):** Bobby Maples (offense), Lyle Alzado (defense), Jim Turner (special teams).

1974

Pro Bowl: Otis Armstrong, Riley Odoms. **AII-Pro:** Otis Armstrong, Riley Odoms. **Earl Hartman Award Winners (Broncos Most Valuable Players):** Otis Armstrong (offense), Tom Jackson (defense), Ken Criter (special teams).

1973

Pro Bowl: Floyd Little, Haven Moses, Riley Odoms, Paul Smith. **AII-Pro:** Riley Odoms (PFWA-second team, NEA-first team), Paul Smith (PFWA-second team, NEA-second team). **AII-AFC:** TE Riley Odoms (AP, UPI). **NFLPA Rookie of the Year:** Barney Chavous. **AII-Rookie:** Barney Chavous (AP, UPI). **Earl Hartman Award Winners (Broncos Most Valuable Players):** Charley Johnson (offense), Paul Smith (defense). **Colorado Sports Hall of Fame Pro Athlete of the Year:** Paul Smith. **AFC Coach of the Year:** John Ralston (AP, UPI, PFWA, Kansas City 101 Club).

1972

Pro Bowl: Paul Smith. **Colorado Sports Hall of Fame Pro Athlete of the Year:** Floyd Little.

1971

Pro Bowl: Rich Jackson, Floyd Little. **AII-Pro:** Floyd Little (PFWA-second team). **AII-AFC:** Floyd Little (AP, UPI).

1970

Pro Bowl: Rich Jackson, Floyd Little. **AII-Pro:** Rich Jackson (PFWA-first team), Floyd Little (PFWA-second team). **AII-AFC:** Rich Jackson (AP, UPI), Floyd Little (AP, UPI). **Colorado Sports Hall of Fame Pro Athlete of the Year:** Rich Jackson.

1969

AII-Pro: Rich Jackson (second team), Floyd Little (first team). **AII-AFL:** Rich Jackson (AP, UPI, NEA), Floyd Little (AP, UPI, NEA). **AFL AII-Star Game:** Dave Costa, Mike Current, Al Denson, George Goeddeke, Rich Jackson, Floyd Little.

1968

AII-AFL: Rich Jackson (AP, UPI). **AFL AII-Star Game:** Dave Costa, Rich Jackson, Floyd Little.

1967

AII-AFL: Al Denson (NEA). **AFL AII-Star Game:** Dave Costa, Al Denson, Larry Kaminski, Nemiah Wilson.

1966

AII-AFL (The Sporting News): Bob Scarpinto. **AFL AII-Star Game:** John Bramlett, Goose Gonsoulin, Bob Scarpinto, Jerry Sturm.

1965

AII-AFL (The Sporting News): Eldon Danenhauer, Cookie Gilchrist, Lionel Taylor. **AFL AII-Star Game:** Eldon Danenhauer, Cookie Gilchrist.

1964

AII-AFL (The Sporting News): Willie Brown. **AFL AII-Star Game:** Willie Brown, Jim Fraser, Goose Gonsoulin, Jerry Sturm.

1963

AII-AFL (The Sporting News): Goose Gonsoulin. **AFL AII-Star Game:** Goose Gonsoulin, Bud McFadin. **AFL Rookie of the Year:** Billy Joe (The Sporting News' Players' Poll).

1962

AII-AFL (The Sporting News): Eldon Danenhauer, Goose Gonsoulin, Bud McFadin, Bob Zeman. **AFL AII-Star Game:** Eldon Danenhauer, Jim Fraser, Goose Gonsoulin, Bud McFadin, Gene Mingo, Lionel Taylor, Frank Tripucka, Bob Zeman. **AFL Coach of the Year:** Jack Faulkner (AP, UPI).

1961

AII-AFL (The Sporting News): Bud McFadin, Lionel Taylor. **AFL AII-Star Game:** Ken Adamson, Goose Gonsoulin, Bud McFadin, Don Stone.

1960

AII-AFL (The Sporting News): Goose Gonsoulin, Bud McFadin, Lionel Taylor.

BRONCOS IN THE PRO BOWL (1970-2022)

(Please see year-by-year Broncos Pro Bowlers and AFL All-Star Game participants beginning on page 359) **Current players in bold**

PLAYER	PRO BOWLS AS A BRONCO	SEASON(S) SELECTED	PLAYER	PRO BOWLS AS A BRONCO	SEASON(S) SELECTED
Lyle Alzado	2	1977-78	Anthony Miller	1	1995
C.J. Anderson	1	2014	Von Miller	8	2011-12, '14-19
Otis Armstrong	2	1974, '76	Haven Moses	1	1973
Steve Atwater	8	1990-96, '98	Tom Nalen	5	1997-2000, '03
Champ Bailey	8	2004-07, '09-12	Riley Odoms	4	1973-75, '78
Zane Beadles	1	2012	Deltha O'Neal	1	2001
Keith Bishop	2	1986-87	Michael Dean Perry	1	1996
Tyrone Braxton	1	1996	Clinton Portis	1	2003
Michael Brooks	1	1992	Matt Prater	1	2013
Dwayne Carswell	1	2001	Luke Prestridge	1	1982
Bradley Chubb	1	2020	Trevor Pryce	4	1999-2002
Ryan Clady	4	2009, '11-12, '14	Bill Romanowski	2	1996, '98
Jay Cutler	1	2008	Emmanuel Sanders	2	2014, '16
Terrell Davis	3	1996-98	Mark Schlereth	1	1998
Brian Dawkins	2	2009, '11	Shannon Sharpe	7	1992-98
Elvis Dumervil	3	2009, '11-12	Justin Simmons	1	2020
Jason Elam	3	1995, '98, 2001	Dennis Smith	6	1985-86, '89-91, '93
John Elway	9	1986, '87, '89, '91, 1993-94, '96-98	Detron Smith	1	1999
Ian Gold	1	2001	Rod Smith	3	2000-01, '05
Randy Gradishar	7	1975, '77-79, 1981-83	Neil Smith	1	1997
Gaston Green	1	1991	Paul Smith	2	1972-73
Brian Griese	1	2000	Darian Stewart	1	2016
Chris Harris Jr.	4	2014-16, '18	Pat Surtain II	1	2022
Mike Horan	1	1988	Courtland Sutton	1	2019
Bobby Humphrey	1	1990	Bob Swenson	1	1981
Rich Jackson	2	1970-71	Aqib Talib	4	2014-17
Tom Jackson	3	1977-79	Demaryius Thomas	5	2012-16
Tony Jones	1	1998	Julius Thomas	2	2013-14
Rulon Jones	2	1985-86	Billy Thompson	3	1977-78, '81
Greg Kragen	1	1989	David Treadwell	1	1989
Casey Kreiter	1	2018	Rick Upchurch	4	1976, '78-79, '82
Phillip Lindsay	1	2018	Louis Vasquez	1	2013
Floyd Little	3	1970-71, '73	T.J. Ward	2	2014-15
Brandon Lloyd	1	2010	DeMarcus Ware	2	2014-15
John Lynch	4	2004-07	Steve Watson	1	1981
Peyton Manning	3	2012-14	Casey Wiegmann	1	2008
Brandon Marshall	2	2008-09	Alfred Williams	1	1996
Ed McCaffrey	1	1998	Al Wilson	5	2001-03, '05-06
Willis McGahee	1	2011	Sammy Winder	2	1984, '86
Karl Mecklenburg	6	1985-87, '89, '91, '93	Louis Wright	5	1977-79, '83, '85
Glyn Milburn	1	1995	Gary Zimmerman	3	1994-96

BRONCOS IN THE AFL ALL-STAR GAME (1960-69)

PLAYER	ALL-STAR SEL. AS A BRONCO	SEASON(S) SELECTED	PLAYER	ALL-STAR SEL. AS A BRONCO	SEASON(S) SELECTED
Ken Adamson	1	1961	Larry Kaminski	1	1967
John Bramlett	1	1966	Floyd Little	2	1968-69
Willie Brown	1	1964	Bud McFadin	3	1961-63
Dave Costa	3	1967-69	Gene Mingo	1	1962
Mike Current	1	1969	Bob Scarpitto	1	1966
Eldon Danenhauer	2	1962, '65	Don Stone	1	1961
Al Denson	2	1967, '69	Jerry Sturm	2	1964, '66
Jim Fraser	2	1962, '64	Lionel Taylor	1	1962
Cookie Gilchrist	1	1965	Frank Tripucka	1	1962
George Goeddeke	1	1969	Nemiah Wilson	1	1967
Goose Gonsoulin	5	1961-64, '66	Bob Zeman	1	1962
Rich Jackson	2	1968-69			

BRONCOS ALL-TIME NFL HONORS

NFL MOST VALUABLE PLAYER (AP)

2013	QB Peyton Manning	(16 starts / 450-659, 68.3%, 5,477 yds., 55 TDs, 10 INTs / 115.1 rtg.)
1998	RB Terrell Davis	(16 starts / 392 att., 2,008 yds., 5.1 avg., 21 TDs / 25 rec., 217 yds., 8.7 avg., 2 TDs)
1987	QB John Elway	(12 starts / 224-410, 54.6%, 3,198 yds., 19 TDs, 12 INTs / 66 att., 304 yds., 4.6 avg., 4 TDs)

SUPER BOWL MOST VALUABLE PLAYER

50	LB Von Miller	(6 tackles, 5 solo, 2.5 sacks, 27 yds., 2 FF, 1 PD)
XXXIII	QB John Elway	(18-29, 62.1%, 336 yds., 1 TD, 1 INT, 99.2 rtg.)
XXXII	RB Terrell Davis	(30 att., 157 yds., 5.2 avg., 3 TD / 2 rec., 8 yds.)

NFL OFFENSIVE PLAYER OF THE YEAR (AP)

1998	RB Terrell Davis	(16 starts / 392 att., 2,008 yds., 5.1 avg., 21 TDs / 25 rec., 217 yds., 8.7 avg., 2 TDs)
1996	RB Terrell Davis	(16 starts / 345 att., 1,538 yds., 4.5 avg., 13 TDs / 36 rec., 310 yds., 8.6 avg., 2 TDs)

NFL DEFENSIVE PLAYER OF THE YEAR (AP)

1978	LB Randy Gradishar	(16 starts / 286 tackles, incl. 190 solo, 4 INTs, 2 FF, 1 returned for a TD)
------	--------------------	--

BRONCOS ALL-TIME NFL HONORS, CONT.

1998	RB Terrell Davis	Week 8	vs. Jacksonville	(31 att., 136 yds., 4.4 avg., 3 TDs / 5 rec., 76 yds.)
1998	RB Terrell Davis	Week 5	vs. Philadelphia	(20 att., 168 yds., 8.4 avg., 2 TDs)
1998	RB Terrell Davis	Week 2	vs. Dallas	(18 att., 191 yds., 8.3 avg., 2 TDs)
1997	QB John Elway	Week 10	vs. Cincinnati	(19-30, 63.3%, 257 yds., 2 TDs, 112.1 rtg.)
1997	RB Terrell Davis	Week 4	vs. Cincinnati	(27 att., 215 yds., 8.0 avg., 1 TD / 2 rec., 13 yds.)
1996	RB Terrell Davis	Week 12	at New England	(28 att., 154 yds., 4.8 avg., 2 TDs / 4 rec., 56 yds., 1 TD)
1996	RB Terrell Davis	Week 8	vs. Baltimore	(32 att., 194 yds., 6.9 avg., 2 TDs / 3 rec., 19 yds.)
1995	QB John Elway	Week 17	at Oakland	(24-41, 58.5%, 320 yds., 2 TDs / 1 INT, 89.5 rtg.)
1995	WR Anthony Miller	Week 7	vs. Oakland	(7 rec., 149 yds., 21.3 avg., 2 TDs)
1995	QB John Elway	Week 3	vs. Washington	(30-42, 71.9%, 327 yds., 2 TDs, 98.4 rtg.)
1994	QB John Elway	Week 9	vs. Cleveland	(30-41, 73.2%, 349 yds., 2 TDs, 114.8 rtg.)
1993	TE Shannon Sharpe	Week 15	vs. Kansas City	(10 rec., 65 yds., 6.5 avg., 3 TDs)
1993	QB John Elway	Week 12	vs. Pittsburgh	(18-25, 72%, 276 yds., 1 TD, 121.4 rtg.)
1993	QB John Elway	Week 10	at Cleveland	(17-23, 73.9%, 244 yds., 3 TDs, 147.5 rtg.)
1992	QB John Elway	Week 5	vs. Kansas City	(25-38, 66.5%, 311 yds., 2 TDs, 104.2 rtg.)
1992	QB John Elway	Week 1	at L.A. Raiders	(10-24, 41.7%, 177 yds., 1 INT, 49.1 rtg.)
1991	RB Gaston Green	Week 5	at Minnesota	(26 att., 158 yds., 6.1 avg. / 1 rec., 9 yds.)
1989	WR Vance Johnson	Week 12	vs. Seattle	(6 rec., 154 yds., 25.7 avg., 2 TDs)
1989	QB John Elway	Week 7	at Seattle	(18-35, 51.4%, 344 yds., 2 TDs, 104.9 rtg.)
1988	QB John Elway	Week 13	vs. L.A. Rams	(21-36, 58.3%, 272 yds., 3 TDs / 1 INT, 98.4 rtg.)
1988	RB Tony Dorsett	Week 2	vs. San Diego	(23 att., 113 yds., 4.9 avg., 2 TDs)
1987	RB Joe Deterik	Week 5	vs. A. Raiders	(23 att., 128 yds., 5.6 avg., 2 TDs)
1987	QB John Elway	Week 1	vs. Seattle	(22-32, 68.8%, 338 yds., 4 TDs / 1 INT, 129.9 rtg.)
1986	QB John Elway	Week 13	vs. Cincinnati	(22-34, 64.7%, 228 yds., 3 TDs, 113.4 rtg.)
1986	QB John Elway	Week 8	vs. Seattle	(18-32, 56.3%, 321 yds., 1 TD, 1 INT, 88.2 rtg.)
1984	QB John Elway	Week 10	vs. New England	(26-40, 65%, 315 yds., 3 TDs / 1 INT, 103.6 rtg.)
1984	QB Gary Kubiak	Week 9	at L.A. Raiders	(21-34, 61.8%, 206 yds., 1 TD, 88.6 rtg.)

AFC DEFENSIVE PLAYER OF THE WEEK
(37 Total Winners—Award Initiated by NFL in 1984)

2022	DE Dre'Mont Jones	Week 8	at Jacksonville	(7 tackles, 5 solo, 1 sack, 6 yds., 3 TFLs)
2021	CB Pat Surtain II	Week 12	vs. L.A. Chargers	(5 tackles, 4 solo, 2 INT, 70 yds., 1 TD, 2 PD)
2019	DE Dre'Mont Jones	Week 16	vs. Detroit	(5 tackles, 3 solo, 2.5 sacks, 13.5 yds.)
2019	S Kareem Jackson	Week 14	at Houston	(11 tackles, 6 solo, 1 INT, 4 yds., 3 PD)
2018	LB Von Miller	Week 11	at L.A. Chargers	(7 tackle, 1 sack, 1 INT, 41 yds.)
2018	QB Bradley Roby	Week 8	vs. San Diego	(7 tackles, 4 solo, 1 INT, 51 yds., TD, 2 PD)
2018	DE Von Miller	Week 2	vs. Indianapolis	(7 tackles, 5 solo, 3 sacks, 20 yds., 1 PD, 1 FF)
2015	DE Derek Wolfe	Week 8	vs. Green Bay	(7 tackles, 3 solo)
2015	S T.J. Ward	Week 4	vs. Minnesota	(6 tackles, all solo, 2 sacks, 18 yds., 1 FF)
2015	CB Aqib Talib	Week 1	vs. Baltimore	(3 tackles, incl. 2 solo, 1 INT, 51 yds., TD, 2 PD)
2014	CB Aqib Talib	Week 15	vs. San Diego	(8 tackles, incl. 7 solo, 1 INT, 4 yds., 3 PD)
2013	CB D. Rodgers-Cromartie	Week 8	vs. Washington	(6 tackles, incl. 4 solo, 1 INT, 4 yds., TD, 3 PD)
2012	LB Von Miller	Week 11	vs. Pittsburgh	(11 tackles, incl. 7 solo, 3 sacks, 1 TD, 2 FF)
2012	LB Wesley Woodyard	Week 8	vs. New Orleans	(13 tackles, incl. 9 solo, 1 sack, -12 yds., 1 INT, 8 yds., 2 PD, 1 FF)
2012	CB Tracy Porter	Week 1	vs. Pittsburgh	(8 tackles, all solo, 1 INT, 43 yds., TD, 5 PD)
2011	LB Von Miller	Week 11	vs. N.Y. Jets	(10 tackles, incl. 9 solo, 1.5 sacks, -12 yds., 1 PD)
2009	CB Champ Bailey	Week 4	vs. Dallas	(8 tackles, all solo, 1 INT, 3 yds., 4 PD)
2007	DE Elvis Dumervil	Week 17	vs. Kansas City	(5 tackles, all solo, 3 sacks, -15 yds., 1 FF)
2005	LB John Lynch	Week 14	at Jacksonville	(7 tackles, incl. 5 solo, 2 sacks, 1 TD, 2 FF)
2005	LB Al Wilson	Week 4	at Jacksonville	(6 tackles, incl. 4 solo, 1 sack, -2 yds., 2 FF)
2004	LB D.J. Williams	Week 16	at Tennessee	(7 tackles, incl. 5 solo, 1 INT, 10 yds., 3 PD)
2004	CB Denard Walker	Week 7	vs. New England	(6 tackles, incl. 5 solo, 2 INT, 39 yds., 1 TD)
2001	CB Deltha O'Neal	Week 4	vs. Kansas City	(2 tackles, both solo, 4 INT, -69 yds., 2 PD, <i>tied NFL rec.</i>)
2000	QB Terrell Buckley	Week 6	at San Diego	(6 tackles, both solo, 2 INT, 64 yds., 2 PD)
1999	CB Glenn Cadzow	Week 11	vs. Oakland	(11 tackles, incl. 8 solo, 3 sacks, -16 yds.)
1998	CB Darrien Gordon	Week 13	at San Diego	(4 tackles, incl. 3 solo, 2 INT, 34 yds., 1 FR)
1998	CB Ray Crockett	Week 3	at Oakland	(5 tackles, all solo, 2 INT, 105 yds., 80-yd. TD, 2 PD)
1997	LB John Mobley	Week 6	vs. New England	(15 tackles, incl. 12 solo, 1 INT, 13 yds., 1 TD, 1 FR)
1996	DE Alfred Williams	Week 3	vs. Tampa Bay	(3 tackles, all solo, 2 sacks, -14 yds., 2 FF, 1 FR)
1991	S Steve Atwater	Week 3	vs. Seattle	(6 tackles, incl. 6 solo, 1 INT, 14 yds., 1 FR)
1989	LB Glenn Kragen	Week 10	at Kansas City	(6 tackles, incl. 5 solo, 1 sack, -9 yds., 1 FF)
1987	LB Karl Mecklenburg	Week 13	vs. New England	(8 tackles, incl. 7 solo, 2 INT, 25 yds.)
1986	CB Mike Harden	Week 9	at L.A. Raiders	(5 tackles, incl. 4 solo, 2 INT, 64 yds., 40-yd. TD, 3 PD)
1986	LB Karl Mecklenburg	Week 4	vs. New England	(11 tackles, incl. 9 solo, 2 sacks, -23 yds.)
1985	LB Karl Mecklenburg	Week 13	at Pittsburgh	(6 tackles, all solo, 4 sacks, -18 yds.)
1985	CB Louis Wright	Week 11	vs. San Diego	(3 tackles, all solo, 1 INT, 16 yds., 60-yd. blocked FG ret. TD in OT)
1984	S Steve Foley	Week 7	vs. Green Bay	(8 tackles, incl. 5 solo, 1 INT, 20 yds., 22-yd. FR for TD)

AFC SPECIAL TEAMS PLAYER OF THE WEEK
(32 Total Winners—Award Initiated by NFL in 1993)

2022	P Corliss Waitman	Week 3	vs. San Francisco	(10 punts, 476 yds., 47.6 avg., 43.6 net, 6 IN20, 57 LG)
2021	K Brandon McManus	Week 14	vs. Detroit	(1-1 FGs, 52, 5-5 PAT, 8 pts.)
2021	WR Diontae Spencer	Week 14	at Carolina	(83-yard punt return touchdown)
2020	K Brandon McManus	Week 6	at New England	(franchise record 6-6 FGs, 45, 4-4 PAT, 27, 52, 20, 54)
2020	K Brandon McManus	Week 4	at N.Y. Jets	(34-40 FGs, 50-50 boot, 4-4 PAT, 11-11 PATs)
2016	S Justin Simmons	Week 10	at New Orleans	(Blocked PAT that led to game-winning defensive two-point conversion)
2013	K Matt Prater	Week 4	vs. Tennessee	(3-3 FGs, 25/64/19, 6-6 PAT, 15 pts., 8 KO for touchback)
2013	PR/KR Trindon Holliday	Week 12	at N.Y. Giants	(1 KOR, 121 yds., 30.3 avg., 1 TD)
2012	PR/KR Trindon Holliday	Week 9	at Cincinnati	(2 KOR, 119 yds., 59.5 avg., 1 TD)
2012	K Matt Prater	Week 4	vs. Oakland	(2-3 FGs, 21/43/53, 4-4 PAT, 13 pts., 8 KO for touchback)
2011	K Matt Prater	Week 14	vs. San Diego	(2-3 FGs, 59/51, 3-3 PAT, 7 pts., 2 KO for touchback)
2011	PR/KR Eddie Royal	Week 9	at Oakland	(1 PR, 85 yds., 85.0 avg., 1 TD, 5 KO for touchback)
2009	K Matt Prater	Week 12	vs. N.Y. Giants	(4-4 FGs, 26/32/47/24, 2-2 PAT, 14 pts., 5 KO for touchback)
2009	PR/KR Eddie Royal	Week 6	at San Diego	(3 PR, 77 yds., 25.7 avg., 1 TD / 5 KOR, 158 yds., 31.6 avg., 1 TD)
2008	K Matt Prater	Week 5	vs. Tampa Bay	(3-3 FGs, 55/40/27, 1-1 PAT, 10 pts., 4 KO for touchback)
2007	PR Glenn Martinez	Week 11	vs. Tennessee	(PR, 20 yds., 40.0 avg., 80-yd. PR for a TD)
2007	K Jason Elam	Week 2	at Oakland	(3 FGs, 9/20/25, 2-2 PAT, 11 pts., <i>game-winner in OT</i>)
2005	P Todd Sauerbrun	Week 6	vs. New England	(7 punts, 366 yds., 52.3 avg., 46.9 net, 2 IN20, 66LG)
2004	K Jason Elam	Week 4	at Tampa Bay	(3-3 FGs, 49/50/23, 1-1 PAT, 10 pts., <i>game-winner</i>)
2004	P/K Micah Knorr	Week 1	vs. Kansas City	(2 punts, 113 yds., 56.5 avg., 43.3 net, 1 IN20, 66LG, 6 KO for TB)
2003	K Jason Elam	Week 5	vs. Cleveland	(3-3 FGs, 51/36/25, 2-2 PATs, 11 pts., <i>game-winner in OT</i>)
2003	P Tom Rouen	Week 9	vs. San Diego	(6 punts, 319 yds., 53.2 avg., 52.3 net, 5 IN20, 62LG)
2000	LB Brian Wood	Week 11	at Cleveland	(Blocked punt and returned it 12 yds. for a TD, 2 tackles)
1999	K Jason Elam	Week 9	at San Diego	(4-4 FGs, 24/41/44/55, 3-3 PATs, 15 pts.)
1998	KR Vaughn Hebronn	Week 16	at Miami	(4 KOR, 158 yds., 39.5 avg., 95-yd. KOR for a TD)
1998	KR Vaughn Hebronn	Week 8	at Cincinnati	(6 KOR, 161 yds., 26.8 avg., blocked a punt)
1998	K Jason Elam	Week 9	vs. Jacksonville	(3-3 FGs, 31/32/63, 4-4 PATs, 13 pts., <i>NFL rec.</i>)
1997	PR Darren Gordon	Week 11	vs. Carolina	(PR, 168 yds., 33.6 avg., 2 PR TDs, 1st in NFL <i>tied NFL rec.</i>)
1995	KR Lynn Milburn	Week 15	vs. Seattle	(40 total yds., 31 punt ret., 95 yds., 133 KOR, <i>NFL rec.</i>)
1995	KR Lynn Milburn	Week 12	vs. San Diego	(2 PR, 20 yds., 10.0 avg., 4 KOR, 177 yds., 44.3 avg.)
1994	DE Shane Dronett	Week 14	at Kansas City	(Blocked 37-yd. FG attempt with 0:2 remaining to forced OT)
1993	RB Reggie Rivers	Week 15	vs. Kansas City	(1 tackle, blocked a punt to set up go-ahead TD in 4th)

RETIRED JERSEY NUMBERS

The Denver Broncos have retired three jersey numbers in their 61-year history: the No. 7 worn by quarterback John Elway (1983-98), the No. 18 worn by quarterback Frank Tripucka (1960-63) and the No. 44 worn by running back Floyd Little (1967-75). The most recent addition was Elway's, retired on Sept. 13, 1999, in a ceremony at halftime of the Broncos' season-opening game vs. Miami.



John Elway

John Elway, who wore number 7 from 1983-98, led the Broncos to five Super Bowl appearances and two World Championships and retired ranked second in nearly every all-time NFL passing category. Inducted into the Pro Football Hall of Fame in 2004, he passed for 51,475 yards and 300 touchdowns in his 16-year career and retired as the all-time winningest starting quarterback in NFL history with a career mark of 148-82-1 (.643).

Elway was named Most Valuable Player of Super Bowl XXXIII, leading Denver to its second consecutive World Championship with a 34-19 defeat of the Atlanta Falcons, becoming the first player in NFL history to close his career by earning Super Bowl MVP honors in his final game. His image was forged early in his career as he developed a reputation for leading the Broncos to victory against seemingly insurmountable odds. Elway directed the Broncos on an NFL-record 47 fourth-quarter or overtime, game-winning or game-saving drives in his legendary career. Elway was inducted into the Denver Broncos' Ring of Fame in 1999—the first inductee for whom the customary five-year waiting period was waived. *The only other players to wear No. 7 in franchise history were quarterbacks Mickey Slaughter (1963-66) and Craig Morton (1977-82).*

7



Frank Tripucka

Frank Tripucka, who wore number 18 from 1960-63, was Denver's first quarterback and helped lay the foundation for the club's future success. One of the original Broncos, Tripucka played in the American Football League All-Star Game in 1962 and passed for 7,676 yards in his Denver career. His best statistical season came in 1960 when he completed 248-of-478 passes (51.9%) for 3,038 yards with 24 touchdowns.

Tripucka's career passing total still ranks eighth in franchise history, and his single-game record of 447 yards at Buffalo on Sept. 15, 1962, remained the franchise record until broken in 2000. He ranks eighth in completions (662) and sixth in attempts (1,277) as well as eighth in touchdown passes (51) in club history while also guiding Denver to its first .500 season with a 7-7 mark in 1962. Tripucka was inducted into the Broncos' Ring of Fame in 1986. *(Quarterback Peyton Manning is also recognized for wearing the No. 18 from 2012-15; Tripucka gave Manning his blessing to wear his retired number.)*

18



Floyd Little

Floyd Little, who wore number 44 from 1967-75 with the Denver Broncos as well as during his legendary college career at Syracuse, retired as the Broncos' all-time career leader in rushing yards (6,323) and total touchdowns (54). He held both marks until 1998 when they were eclipsed by Terrell Davis, and he was the club's all-time leader in career combined yardage (12,173) until he was passed by Rod Smith in 2006.

Inducted into the Pro Football Hall of Fame in 2010, Little was All-AFL in 1969, played in two AFL All-Star Games (1968, '69) and was named to three Pro Bowls (1970-71, '73). When Little retired, he ranked seventh in NFL history in career rushing yards. He joined the Broncos in 1967 as the club's No. 1 draft choice, becoming the first No. 1 pick to sign with the team in its eight-year history. During his career, Little helped the Broncos to their first winning seasons in 1973 and '74 with back-to-back 7-5-2 and 7-6-1 marks, and he retired in 1975 with Denver just two years away from its first Super Bowl appearance. He was inducted into the club's Ring of Fame as part of its inaugural class in 1984. *The only other players to wear No. 44 in franchise history were defensive back Miller Farr in 1965 and halfback Bruce Starling in 1963.*

44

BRONCOS IN THE PRO FOOTBALL HALL OF FAME

WILLIE BROWN, DB

INDUCTED: 1984



Defensive Back **Willie Brown** was inducted into the Pro Football Hall of Fame in 1984 after a professional career with Denver and Oakland that spanned 16 seasons and 204 games from 1963-78. He spent the first four years (1963-66) of his career with the Broncos before playing the final 12 (1967-78) with the Raiders.

During his four seasons in Denver, Brown was named first-team All-AFL in 1964 and second-team All-AFL in 1965. He recorded 54 interceptions (472 yds.) in his career, including 15 (195 yds.) for the Broncos.

A first-ballot Hall of Famer, Brown was a four-time All-Pro and four-time Pro Bowler from 1970-73. He won three Super Bowl Championships (XI, XV, XVIII) with the Raiders and was named to the NFL 1970s All-Decade Team and NFL 100th Anniversary All-Time Team.

JOHN ELWAY, QB

INDUCTED: 2004

Full Bio appears on p. 697



Quarterback **John Elway** was the Broncos' first inductee into the Pro Football Hall of Fame to have spent his entire career with the club, playing a franchise-record 16 seasons (1983-1998). Elected on Jan. 31, 2004, and inducted on Aug. 8, 2004, as a "first-ballot" Hall of Famer, Elway is arguably the best quarterback to have played the game.

A nine-time Pro Bowl choice who retired as the NFL's all-time leader in wins (148) among quarterbacks, Elway capped his career with back-to-back World Championships and started in five Super Bowls. Elway, who ranks sixth in NFL history in career passing yards (51,475) and seventh in touchdown passes (300), holds an NFL-record 47 fourth-quarter or overtime game-winning or game-tying drives.

GARY ZIMMERMAN, T

INDUCTED: 2008

Full Bio appears on p. 711



Tackle **Gary Zimmerman** was the second Pro Football Hall of Fame inductee to have spent a primary portion of his career with the Denver Broncos. Elected on Feb. 2, 2008, and inducted on Aug. 2, 2008, Zimmerman played five seasons in Denver from 1993-97, helping the Broncos win Super Bowl XXXII during the 1997 campaign for the club's first-ever World Championship. One of a handful of players named to two NFL All-Decade Teams (1980s and '90s) and a seven-time Pro Bowl selection who started all 184 career games played, Zimmerman joined the Broncos in a trade from Minnesota on Aug. 24, 1993, after playing his first seven years with the Vikings.

Zimmerman started all 76 career games played with Denver and earned three Pro Bowl selections (1994-96) as a key component of offenses that led the NFL in total yards twice (1996-97).

FLOYD LITTLE, RB

INDUCTED: 2010

Full Bio appears on p. 700



Running Back **Floyd Little**, elected to the Pro Football Hall of Fame on Feb. 6, 2010, and inducted on Aug. 7, 2010, spent all nine of his professional seasons with the Broncos from 1967-75 and ranked seventh on the NFL's all-time rushing list (6,323 yards) and eighth on its all-time combined yards list (12,173 yards) at the time of his retirement. Selected by Denver with the sixth overall pick in the 1967 draft from Syracuse University, Little was the first No. 1 draft choice to sign with the Broncos and made five All-Star appearances (3 Pro Bowls, 2 AFL All-Star) with the team.

Little led the Broncos in rushing for a club-record seven consecutive seasons from 1967-73, including 1971 when he captured the NFL's rushing crown with 1,133 yards. His eight years with at least 1,000 combined yards tied for second in league history at the time of his retirement.

SHANNON SHARPE, TE

INDUCTED: 2011

Full Bio appears on p. 706



Tight end **Shannon Sharpe** became the third former Bronco to be elected to the Pro Football Hall of Fame in three seasons when he was selected on Feb. 5, 2011. Inducted into the Hall of Fame on Aug. 6, 2011, Sharpe played 12 seasons for the Broncos (1990-99, 2002-03) and two years with the Ravens (2000-01), winning three Super Bowls and finishing his career as the NFL's all-time leader in receptions (815), receiving yards (10,060) and receiving touchdowns (62) by a tight end.

Selected by Denver in the seventh round of the 1990 NFL Draft, Sharpe set a league record at his position with eight Pro Bowls (7 as a Bronco) and was named to the 1990s NFL All-Decade Team. A four-time first-team Associated Press All-Pro, Sharpe participated in more overall wins (137) than any tight end in NFL history.

TERRELL DAVIS, RB

INDUCTED: 2017

Full Bio appears on p. 696



Running back **Terrell Davis** became the fifth former Bronco to be elected to the Pro Football Hall of Fame when his selection was announced on Feb. 4, 2017. The Broncos' all-time leading rusher, Davis rushed for at least 1,000 yards in each of his first four seasons, including the 1998 campaign in which he totaled the fourth-most rushing yards (2,008) in a season in NFL history to earn league MVP honors. That year, he also set a club record with 21 rushing scores.

The three-time Pro Bowl and first-team All-Pro selection (1996-98) finished his career with a franchise-record 7,607 rushing yards and 60 rushing touchdowns on 1,655 carries (4.6 avg.) in 78 regular-season games (77 starts) as a key member of the Broncos' back-to-back Super Bowl championship teams (1997-98).

BRIAN DAWKINS, S

INDUCTED: 2018



Safety **Brian Dawkins** played the final three seasons (2009-11) of his NFL career in Denver after spending his first 13 years in Philadelphia. He signed with the Broncos following the 2008 season.

During his time in Denver, Dawkins was voted second-team All-Pro (2009) and was a two-time (2009, '11) Pro Bowl selection. He saw action in 41 games (39 starts) for the Broncos, totaling 233 tackles (188 solo), five sacks (50 yds.), three interceptions, 21 passes defended, four forced fumbles and three fumble recoveries.

For his career, Dawkins played 16 years, earning All-Pro accolades five-times, including first-team honors on four occasions (2001-02, '04, '06). He was a nine-time Pro Bowler and was named to the NFL 2000s All-Decade Team.

CHAMP BAILEY, CB

INDUCTED: 2019

Full Bio appears on p. 695



Cornerback **Champ Bailey** became the first defensive player in franchise history to make the Pro Football Hall of Fame when he was selected as a first-ballot inductee on Feb. 2, 2019. Bailey played 10 seasons with the Broncos from 2004-13 and five years with the Washington Redskins from 1999-2003.

Bailey was selected to 12 Pro Bowls during his career to tie for the third-most in history among defensive players. A member of the 2000s NFL All-Decade Team as chosen by the Pro Football Hall of Fame Selectors, Bailey also was named to the Associated Press All-Pro Team five times (1st Team: 2004-06; 2nd Team: 2000, '12). He began his career starting 99 consecutive regular-season games and made the most starts (212) among league cornerbacks during his 15 NFL seasons.

PAT BOWLEN, OWNER

INDUCTED: 2019

Full Bio appears on p. 695



Owner **Pat Bowlen** became the 15th principal owner to be elected to the Pro Football Hall of Fame when he was selected on Feb. 2, 2019. During Bowlen's 35 seasons as owner (1984-2019), the Broncos tied for the second-best win percentage (.596 / 354-240-1) in the NFL and the fourth-best mark among all 122 major North American pro sports teams. The Broncos also made as many Super Bowl appearances (7) as losing seasons under Bowlen.

In addition to his role with the Broncos, Bowlen was heavily involved in the growth of professional football through his dedication at the league level. Bowlen served a combined 91 seasons on 15 different NFL committees—the third most ever by an owner—including a role as chairman of both the NFL Management Council Executive Committee and the NFL Broadcasting Committee.

STEVE ATWATER, S

ELECTED: 2020

Full Bio appears on p. 694



Safety **Steve Atwater** became the second defensive player in Broncos history elected to the Pro Football Hall of Fame who spent a significant portion of his career with the team when he was selected on Feb. 1, 2020. Atwater played the first 10 seasons of his 11-year career with the Broncos after being selected by the club in the first round (20th overall) of the 1989 NFL Draft from the University of Arkansas.

A first-team selection for the 1990s NFL All-Decade Team, Atwater's eight career Pro Bowl selections are the second most by a player in Broncos history. In 167 career regular-season games (166 starts), Atwater totaled 1,357 tackles (857 solo), 24 interceptions (408 yds.), five sacks (34 yds.), 13 forced fumbles and nine fumble recoveries.

JOHN LYNCH, S

ELECTED: 2021

Full Bio appears on p. 701



Safety **John Lynch** became third defensive player in Broncos history selected to the Pro Football Hall of Fame who spent a meaningful portion of his career with the team when he was chosen on Feb. 6, 2021. Lynch, a nine-time Pro Bowler and a four-time Associated Press All-Pro selection, played 15 NFL seasons, including his first 11 years (1993-2003) with the Tampa Bay Buccaneers and his final four years (2004-07) with the Broncos.

Lynch was inducted into the Buccaneers Ring of Honor and Broncos Ring of Fame in 2016, earning the rare distinction of being inducted into the Ring of Honor/Fame with two NFL teams.

PEYTON MANNING, QB

ELECTED: 2021

Full Bio appears on p. 701



Quarterback **Peyton Manning** became the second quarterback in Broncos history who spent a significant part of his career with the team when he was elected to the Pro Football Hall of Fame on Feb. 6, 2021. The only five-time Most Valuable Player in NFL history (2003-04, '08-09, '13), he played 18 seasons with Indianapolis (1998-2011) and Denver (2012-15).

Manning is one of two quarterbacks in league history to win a Super Bowl with two franchises (Indianapolis – SB XLI; Denver – SB 50) while also helping the Colts and Broncos to Super Bowls XLIV and XLVIII, respectively. He helped the Broncos to the most wins (55) and highest winning percentage (.764) of any team in the NFL while capturing four AFC West Division titles, two AFC Championships and a Super Bowl victory during his four years with the team.

DEMARCUS WARE, OLB

ELECTED: 2023



Outside linebacker **DeMarcus Ware** became the fourth defensive player in Broncos history to be enshrined in the Pro Football Hall of Fame when he was selected on Feb. 9, 2023. In three seasons with the team (2014-16), Ware was named a team captain in each of those seasons, while earning Pro Bowl selections in back-to-back years from 2014-15.

Ware started 33-of-37 games played for the Broncos and tallied 21.5 sacks (136 yds.) across the three seasons. He collected 3.5 quarterback takedowns (40 yds.) and was instrumental in the club capturing its third World Championship in Super Bowl 50.

For his career, Ware was a four-time first-team All-Pro (2007-09, '11), three-time second-team All-Pro (2006, '10, '12) and nine-time Pro Bowler (2006-12, '14-15). His career regular-season totals include 657 tackles (505 solo), 138.5 sacks (883 yds.), three interceptions (44 yds., 1 TD), 25 passes defended, 35 forced fumbles and eight fumble recoveries.

OTHER PRO FOOTBALL HALL OF FAME MEMBERS WITH BRONCOS TIES

- **RB Tony Dorsett** (Inducted 1994): Best known for his brilliant 11-year tenure with the Dallas Cowboys, he ended his playing career in Denver from 1988-89 and finished his career second on the all-time rushing list with 12,739 yards.
- **Fred Gehrke** (Hall of Fame Pioneer Award, 1972): A 16-year team employee and Broncos General Manager from 1977-80.
- **Alex Gibbs** (Inducted 2022): Spent 14 years with Denver as an offensive line coach and was a critical piece to the Broncos' back-to-back world championships in Super Bowl XXXII and Super Bowl XXXIII.
- **Stan Jones** (Inducted 1991): Honored for 12-year playing career; Denver's defensive line coach for 18 years (1967-71, '76-88).
- **CB Ty Law** (Inducted 2018): A 2000s All-Decade performer, spent his first 10 seasons (1995-2004) with New England. Ended his career playing seven games for the Broncos in 2009.
- **Jim Saccomano** (Inducted 2022): The longest-tenured pro sports administrator in Colorado history, served the Broncos for 36 years, including leading the team's public relations efforts through the 2009 season.
- **Doak Walker** (Inducted 1986): Honored for his six-year playing career; Coached Denver's wide receivers in 1966.



BRONCOS RING OF FAME PROFILES




The Denver Broncos Ring of Fame, which is displayed on the Level 5 façade of Empower Field at Mile High, was created by late Owner Pat Bowlen in 1984 to honor former players and administrators who played significant roles in the franchise's history.

A total of 35 individuals have been honored as Ring of Famers, including former head coach Mike Shanahan who was elected in 2020 (2021 induction ceremony).

Inductees of the distinguished membership are also featured on 8-foot bronze and steel pillars in Ring of Fame Plaza at Empower Field at Mile High.

DENVER BRONCOS RING OF FAME

Name	Pos.	Years	Inducted	Name	Pos.	Years	Inducted
Peyton Manning	QB	2012-15	2021	Dennis Smith	S	1981-94	2001
Mike Shanahan	Coach	'84-87, '89-91, '95-08	2020	John Elway	QB	1983-98	1999
Champ Bailey	CB	2004-13	2019	Louis Wright	CB	1975-86	1993
Red Miller	Coach	1977-80	2017	Tom Jackson	LB	1973-86	1992
Jason Elam	K	1993-2007	2016	Randy Gradishar	LB	1974-83	1989
Simon Fletcher	LB	1985-95	2016	Craig Morton	QB	1977-82	1988
John Lynch	S	2004-07	2016	Haven Moses	WR	1972-81	1988
Pat Bowlen	Owner	1984-2019	2015	Jim Turner	K	1971-79	1988
Dan Reeves	Coach	1981-92	2014	Billy Thompson	S	1969-81	1987
Rick Upchurch	WR/Ret.	1975-83	2014	Charley Johnson	QB	1972-75	1986
Gene Mingo	HB/K	1960-64	2014	Paul Smith	DT	1968-78	1986
Tom Nalen	C	1994-2008	2013	Frank Tripucka	QB	1960-63	1986
Rod Smith	WR	1994-2007	2012	Gerald H. Phipps	Owner	1961-81	1985
Shannon Sharpe	TE	1990-99, '02-03	2009	"Goose" Gonsoulin	S	1960-66	1984
Terrell Davis	RB	1995-2002	2007	Rich Jackson	DE	1967-72	1984
Steve Atwater	S	1989-98	2005	Floyd Little	RB	1967-75	1984
Gary Zimmerman	T	1993-97	2003	Lionel Taylor	WR	1960-66	1984
Karl Mecklenburg	LB	1983-94	2001				



STEVE ATWATER

6-3 • 217 • ARKANSAS

YEAR INDUCTED: 2005

YEARS WITH BRONCOS: 1989-98

SAFETY




27

Steve Atwater, a 2020 Pro Football Hall of Fame inductee, was chosen as the 20th member of the Broncos' Ring of Fame in 2005 after a brilliant 10-year career with the club from 1989-98. Regarded as one of the toughest safeties in the NFL during his playing days, Atwater was voted to a franchise record-tying seven consecutive Pro Bowls from 1990-96, and his eight career Pro Bowl selections are the second most by a player in Broncos history. Selected by the Broncos in the first round (20th overall) of the 1989 NFL Draft from the University of Arkansas, Atwater was a consensus All-Rookie selection and was named NFL Defensive Rookie of the Year by *Football Digest* during his first professional season on a club that advanced to Super Bowl XXIV. He went on to serve as a key leader on the Broncos' back-to-back Super Bowl championship teams from 1997-98 and was voted an All-Pro by the Associated Press from 1991-92 and in 1996. He started all 155 regular-season games he played with Denver, a total that ranks 10th in franchise history. Atwater also recorded 24 interceptions that rank ninth in Denver history and 408 interception return yards that rank seventh in club annals. He led the Broncos in tackles during two seasons (1993 and '95) and finished second on the club in that category five times during his career. Atwater's play against Green Bay in Super Bowl XXXII, a game in which he totaled six tackles, one sack, one forced fumble and two pass breakups, was instrumental in Denver winning its first-ever World Championship. The safety ranks second to only John Elway in career postseason starts by a Bronco as he started all 14 playoff appearances, including three Super Bowls and four AFC Championship Games. Atwater, who was a three-time All-Southwest Conference selection and a two-time All-American at Arkansas, played one season with the New York Jets in 1999 following his Broncos career.



ATWATER'S NFL CAREER RECORD

Games	Starts	Solo	Assist	Total	Sacks	Int.	Yds.	Avg.	TD
167	166	854	502	1,356	5.0	24	408	17.0	1



CHAMP BAILEY NEW INDUCTEE
BRONCOS RING OF FAME

YEAR INDUCTED: 2019
YEARS WITH BRONCOS: 2004-13

24


CORNERBACK

Champ Bailey was inducted as the 33rd member of the Broncos' Ring of Fame in 2019—the same season he became the first defensive player in franchise history to be selected to the Pro Football Hall of Fame. Bailey played 10 seasons with the Broncos from 2004-13 and five years with the Washington Redskins from 1999-2003. He was selected to 12 Pro Bowls during his career to tie for the third-most in history among defensive players. A member of the 2000s NFL All-Decade Team as chosen by the Pro Football Hall of Fame Selectors, Bailey also was named to the Associated Press All-Pro Team five times (1st Team: 2004-06; 2nd Team: 2000, '12). In 215 career regular-season games, Bailey totaled 983 tackles (837 solo), 52 interceptions (464 yds.), 235 passes defended, three sacks (26 yds.), nine forced fumbles and five fumble recoveries. Bailey also started 10-of-11 career postseason contests and added 34 tackles (30 solo), two interceptions (105 yds.) and 10 passes defended. He began his career starting 99 consecutive regular-season games and made the most starts (212) among league cornerbacks during his 15 NFL seasons. Bailey's 52 interceptions were the most among NFL cornerbacks during his career (third among all players). That total included a career-best 10 interceptions in 2006, which marked the second-highest single-season total in Broncos history and propelled him to a second-place finish in the AP's NFL Defensive Player of the Year voting. In all, Bailey was a member of six playoff teams (1999, 2004-05, '11-13), five division champions (1999, 2005, '11-13) and one Super Bowl team (2013). Selected by the Redskins with the seventh overall pick in the 1999 NFL Draft from the University of Georgia, Bailey played his first five seasons with Washington before being acquired by Denver in a trade on March 4, 2004.



BAILEY'S NFL CAREER RECORD

Games	Starts	Solo	Assist	Total	Sacks	Int.	Yds.	Avg.	TD
215	212	806	96	902	3.0	52	464	8.9	4



PAT BOWLEN

YEAR INDUCTED: 2015
YEARS WITH BRONCOS: 1984-2019

OWNER

Late Broncos Owner Pat Bowlen was elected as the newest member of the team's Ring of Fame in 2015—his 32nd season with the franchise. One of two owners and one of just three non-players elected to the Ring of Fame, Mr. Bowlen guided the Broncos to an unprecedented period of success during his three-plus decades in Denver. A member of the Pro Football Hall of Fame Class of 2019, Mr. Bowlen was the first owner in NFL history to achieve 300 overall victories during his first 30 seasons. Mr. Bowlen has totaled 333 regular-season wins, 21 winning seasons and 18 playoff appearances since he purchased the team in 1984. The Broncos are the only NFL team to post at least 90 wins in each of the last three decades while posting the fewest losing seasons (7) during that span. Mr. Bowlen's seven Super Bowl appearances rank second all-time among NFL owners. The Broncos' back-to-back titles in 1997 and '98, along with Denver's Super Bowl 50 win in 2015, make him one of just seven owners in history with at least three World Championships. Denver's success and recognition nationally was confirmed by a 2014 Harris poll that named the Broncos "America's Team." Locally, the Broncos operated with the best homefield advantage in the NFL during Mr. Bowlen's ownership, ranking first in the league in home winning percentage (.711 / 199-81). The team also sold out every regular season and playoff contest as part of the team's NFL-record 403-game sellout streak dating back to 1970. In addition to his unmistakable impact with the Denver Broncos, Mr. Bowlen had a profound influence on the growth of the NFL. He served on 15 league committees during his ownership, helping negotiate record-breaking television contracts and ensuring years of labor peace with several extensions to the NFL's Collective Bargaining Agreement. Mr. Bowlen's championship mentality—to be "No. 1 in everything"—included an unwavering commitment to the community. As chairman of the board of Denver Broncos Charities, he donated more than \$25 million to charitable organizations in the Denver area since the inception of that fund in 1993. Pat Bowlen earned degrees in both business (1965) and law (1968) from the University of Oklahoma. After successful careers in oil, gas and real estate, he purchased the Denver Broncos in 1984.





TERRELL DAVIS

5-11 • 210 • **GEORGIA**

YEAR INDUCTED: 2007

YEARS WITH BRONCOS: 1995-2002

RUNNING BACK



30

A member of the Pro Football Hall of Fame Class of 2017, Terrell Davis was inducted as the 21st member of the Ring of Fame in 2007 after establishing himself as the Denver Broncos' all-time leading rusher while spending his entire eight-year career with the team from 1995-2002. Selected by the Broncos in the sixth round (196th overall) of the 1995 NFL Draft from the University of Georgia, Davis rushed for at least 1,000 yards in each of his first four seasons, including the 1998 campaign in which he totaled the fourth-most rushing yards (2,008) in a season in NFL history to earn league MVP honors. That year, he also set a club record with 21 rushing scores. The three-time Pro Bowl and first-team All-Pro selection (1996-98) finished his career with a franchise-record 7,607 rushing yards and 60 rushing touchdowns on 1,655 carries (4.6 avg.) in 78 regular-season games (77 starts) as a key member of the Broncos' back-to-back Super Bowl championship teams (1997-98). His 101.7-yard rushing average in all games played (incl. postseason) trails only Pro Football Hall of Famer Jim Brown. Davis owns three of the top-five single-season rushing outputs in Broncos annals as well as the club's single-season scoring record for a non-kicker (138 pts., 1998). In the postseason, Davis was equally as impressive, totaling at least 100 rushing yards in seven of his eight career playoff appearances, including his 157-yard, three-rushing touchdown performance against Green Bay in Super Bowl XXXII to earn game MVP honors. He averaged an NFL-record (min. 5 games) 142.5 rushing yards per game in the postseason for his career, totaling a club-record 1,140 rushing yards on 204 carries (5.6 avg.) with 12 touchdowns. Davis, who played his first collegiate season at Long Beach State before transferring to Georgia, ranks first in Broncos history in career 100-yard rushing games (41), first in rushing touchdowns (60), second in overall touchdowns (65) and second in yards from scrimmage (8,887).



DAVIS NFL CAREER RECORD

RUSHING						RECEIVING					
Games	Starts	No.	Yds.	Avg.	LG	TD	No.	Yds.	Avg.	LG	TD
78	77	1,655	7,607	4.6	71t	60	169	1,280	7.6	35	5



JASON ELAM

5-11 • 194 • **HAWAII**

YEAR INDUCTED: 2016

YEARS WITH BRONCOS: 1993-2007

KICKER



1

Jason Elam, who played the first 15 seasons (1993-2007) of his 17-year NFL career with the Broncos, is the franchise's all-time leader in field goals (395) and points (1,786)—both representing the second-highest totals in NFL history for a single team (K Jason Hanson, Det.). A three-time Pro Bowl selection (1995, '98, '01) and 2001 NFL Special Teams Player of the Year, Elam played in a team-record 250 combined games (236 reg. season / 14 postseason) for the Broncos. He was part of 152 combined wins—the second-highest total in team history behind quarterback John Elway (163)—including the Broncos' back-to-back Super Bowl victories in 1997 and 1998. In addition to kicking 24 game-winning or game-saving field goals as a Bronco, Elam finished his career with the team ranked eighth in NFL history in regular-season field goal percentage (80.6 / 395-of-490) and playoff field goal percentage (83.3 / 15-of-18). He also finished his Broncos career ranked second in league history in 50-yard field goals (37), including a 63-yard kick against Jacksonville on Oct. 25, 1998, that tied the NFL record. Including his two final NFL seasons with Atlanta (2008-09), Elam finished his career making 436-of-540 (80.7%) field goals and 675-of-679 (99.4%) PATs for 1,983 points. He set an NFL mark with 16 consecutive seasons scoring 100-plus points, and his 263 consecutive games (every contest of his career) with a point was the second-longest streak in league history at the time of his retirement. Elam was selected by the Broncos in the third round (70th overall) of the 1993 NFL Draft from the University of Hawaii, where he converted 79 career field goals to finish one shy of the then-NCAA record. A graduate of Brookwood High School in Snellville, Ga., Elam was born on March 8, 1970.




ELAM'S NFL CAREER RECORD

PAT CONVERSIONS			FIELD GOALS			
Games	No.-Att.	Pct.	No.-Att.	Pct.	LG	Pts.
263	675-679	99.4	436-540	80.7	63	1,983



JOHN ELWAY
 6-3 • 215 • STANFORD
 YEAR INDUCTED: 1999
 YEARS WITH BRONCOS: 1983-98
QUARTERBACK




John Elway, a two-time Super Bowl champion as a player, a member of the Hall of Fame Class of 2004 and the most accomplished player in Denver Broncos history, was elected to the franchise's Ring of Fame in 1999. The only player for whom the customary wait for Ring of Fame induction was waived, Elway finished his magnificent career completing 4,123-of-7,250 passes (56.9%) for 51,475 yards with 300 touchdowns and 226 interceptions. A starter in five Super Bowls overall, Elway capped his playing days with Super Bowl XXXIII Most Valuable Player honors after helping the Broncos capture the second of back-to-back World Championships following the 1998 season. Elway, who retired as the NFL's all-time winningest starting quarterback (148-82-1 / 643) was voted to a franchise-record nine Pro Bowl appearances (1986, '87, '89, '91, '93, '94, '96, '97 and '98) and as a starter six times. He was the NFL's Most Valuable Player in 1987 and AFC Player of the Year in 1993. Elway was named the Edge NFL Man of the Year for 1992 and was inducted into the Colorado Sports Hall of Fame in 1999 while also being named to the NFL's All-Decade team for the 1990s (first team). He generated 4,771 of the 5,806 points (82.2%) scored by the Broncos during his 16-year tenure with the club. Elway ranked No. 1 in NFL history in fourth-quarter, game-winning or game-saving drives with 47 (46-0-1 record) and had 36 career 300-yard passing games in the regular season. He started 2,595 drives as a pro and was replaced just 10 times due to injury (.039%). Elway's No. 7 jersey was retired on Sept. 13, 1999. Selected as the No. 1 overall pick in the 1983 NFL Draft, Elway concluded his collegiate career at Stanford University with five major NCAA Division I-A records and nine major Pacific-10 Conference marks.



ELWAY'S NFL CAREER RECORD

Games	Starts	Att.	Comp.	Yards	Pct.	TD	INT	LG	Rtg.
234	231	7,250	4,123	51,475	56.9	300	226	86	79.9



SIMON FLETCHER
 6-6 • 240 • HOUSTON
 YEAR INDUCTED: 2016
 YEARS WITH BRONCOS: 1985-95
LINEBACKER




Simon Fletcher spent his entire 11-year NFL career (1985-95) with the Broncos and finished as the franchise's all-time sack leader with 97.5 quarterback takedowns—a record that wasn't surpassed until 2018 by Von Miller. A member of the Broncos' 50th Anniversary Team, Fletcher never missed a game in his career, setting a team mark by appearing in 172 consecutive contests. At the conclusion of his career, Fletcher was tied for 13th on the NFL's all-time sack list. Including his six quarterback takedowns in the postseason, he totaled 103.5 for the Broncos to become just the 11th player in NFL history to reach 100 combined sacks for a single team. In addition to leading the Broncos in sacks for seven consecutive seasons (1988-94), Fletcher still owns three of the Top 7 single-season sack totals in team history. Fletcher joined Pro Football Hall of Fame defensive end Reggie White as the only players to record double-digit sack totals in five consecutive years from 1989-93. His 66 sacks during that span trailed only White (67) among his NFL counterparts. Fletcher set an NFL record by posting a sack in 10 consecutive games from 1992-93—a mark that he currently shares with former Broncos linebacker DeMarcus Ware (2007-08 w/Dallas). Along with his sack totals, Fletcher accounted for 851 career tackles (530 solo), two interceptions, 21 forced fumbles and 10 fumble recoveries. A starter on three AFC Championship teams (1986-87, '89), he totaled 42 tackles (36 solo) and six sacks (23 yds.) in 12 career postseason games. Fletcher was selected by the Broncos in the second round (54th overall) of the 1985 NFL Draft from the University of Houston. He started 33-of-37 games played for the Cougars, accounting for 14 career sacks and 30 tackles for a loss. A graduate of Bay City (Texas) High School, Fletcher was born on Feb. 18, 1962.



FLETCHER'S NFL CAREER RECORD

Games	Starts	Sacks	Int.	Yds.	FF	FR
172	143	97.5	2	8	21	10



AUSTIN "GOOSE" GONSOULIN

6-3 • 210 • BAYLOR

YEAR INDUCTED: 1984

YEARS WITH BRONCOS: 1960-66

SAFETY



23

Austin "Goose" Gonsoulin was one of the four original Ring of Fame inductees in 1984 and was recognized for his splendid play at safety for seven seasons. Gonsoulin was one of the original Broncos from the 1960 season and was one of three original Broncos still with the team at the start of his final year with the club in 1966. At the end of his Broncos career, he was the all-time American Football League leader in interceptions with 43 and still ranks second in club history in that category. His 11 pickoffs in 1960 as a rookie are still a Denver club record, and he shares the team and NFL record for interceptions in a game with four, a feat he accomplished on Sept. 18, 1960, at Buffalo. He also had three interceptions in a game against Kansas City on Oct. 11, 1964. Gonsoulin led the Broncos in interceptions four times in his career, including in consecutive seasons from 1962-63, and currently ranks fifth in club history with 542 career interception return yards. He was an All-AFL choice in 1960, '62 and '63 while also being named to the AFL All-Star Game from 1961-64 and in '66. His amazing durability and toughness enabled him to start 61 consecutive games at one point in his career. Gonsoulin played one season with San Francisco in 1967 after his Broncos career concluded. A native of Port Arthur, Texas, he was captain of his college team at Baylor University.



GONSOULIN'S NFL CAREER RECORD

Games	Starts	Sacks	Int.	Yds.	Avg.	TD
108	N/A	N/A	46	551	12.0	2



RANDY GRADISHAR

6-3 • 233 • OHIO STATE

YEAR INDUCTED: 1989

YEARS WITH BRONCOS: 1974-83

LINEBACKER



53

Randy Gradishar was the only Ring of Fame inductee in 1989 in recognition of his outstanding 10-year career (1974-83) at linebacker for the Broncos. He was among the 15 finalists for the Pro Football Hall of Fame balloting in 2003 and 2008 as well as one of the 25 semifinalists for the Class of 2004, 2005, 2006 and 2007. Gradishar earned seven Pro Bowl selections, a total that was the most by a Bronco at the end of his career (currently ties for fourth), and he is the Broncos' all-time leader in tackles with 2,049. He led the Broncos in tackles for a franchise-record nine consecutive years from 1975-83 and averaged 222 tackles per season during that stretch. His 286 tackles during the 1978 campaign still stand as the Broncos' single-season record. Selected by the Broncos in the first round (14th overall) of the 1974 NFL Draft, Gradishar never missed a game, playing in 145 in a row. He accounted for 33 turnovers (20 INTs, 13 FR) during his 10-year career, and that total tied for the fourth most by an NFL linebacker in that span. Voted the NFL Defensive Player of the Year in 1978 by AP, UPI, *Pro Football Weekly* and NEA (George Halas Award), Gradishar helped the Broncos to four playoff berths (1977-79, '83), two division titles (1977-78) and an appearance in Super Bowl XII during the 1977 season. His teammates also voted him defensive MVP in 1978 and '80. While at Ohio State, Gradishar was referred to by Head Coach Woody Hayes as "the best linebacker I ever coached at Ohio State." A three-year starter for the Buckeyes and a consensus All-American as a senior, Gradishar received Academic All-America honors in college. He was president of the Denver Broncos Youth Foundation from 1982-92 and was inducted into the College Football Hall of Fame in 1998.



GRADISHAR'S NFL CAREER RECORD

Games	Starts	Tackles	Sacks	Int.	Yds.	Avg.	TD	Fum. Rec.	Fum TD	Def. TD
145	134	2,049	19.5	20	335	16.8	3	13	1	4



RICH JACKSON
 6-3 • 255 • SOUTHERN
 YEAR INDUCTED: 1984
 YEARS WITH BRONCOS: 1967-72
DEFENSIVE END



RICH JACKSON 1967-87

Rich Jackson was one of the four original Ring of Famers who were inducted in 1984 and was recognized for his six outstanding seasons with the Broncos from 1967-72. He was considered by many as the best defensive end in professional football during his prime. Known as "Tombstone," Jackson was the first Bronco to be named to the All-NFL first team in 1970. His 43 sacks as a Bronco were the most by any player in club history at the conclusion of his career. He entered the AFL in 1966 with Oakland, playing in five games, before spending the next six seasons with Denver after the Broncos acquired him in a trade. Jackson posted his career high in quarterback sacks in 1969 with 11 and had 10 sacks in both '68 and '70. He was voted All-AFL in 1968 and '69 in addition to starting in the 1970 Pro Bowl. He made the Pro Bowl again in 1971 despite playing in only seven games due to a knee injury that eventually forced him out of football. That season, he was graded by the Broncos' coaches as the team's most efficient tackler as he made the stop on 97 percent of his opportunities. Tabbed the Colorado Sports Hall of Fame Pro Athlete of the Year in 1970, Jackson played the first four games of the 1972 season with the Broncos before being traded to Cleveland for a 1973 third-round draft choice (Paul Howard). He played in each of the final 10 games for the Browns in 1972 during his final NFL season. He was a standout end at Southern University on both sides of the ball and also was the NAIA shot-put champion.



JACKSON'S NFL CAREER RECORD

Games	Starts	Sacks	Int.	Yds.	Avg.	TD
82	N/A	N/A	0	0	0.0	0



TOM JACKSON
 5-11 • 220 • LOUISVILLE
 YEAR INDUCTED: 1992
 YEARS WITH BRONCOS: 1973-86
LINEBACKER



TOM JACKSON 1973-86

Tom Jackson was the only player inducted into the Denver Broncos Ring of Fame in 1992. "TJ" always was one of the most popular players among his teammates, who voted him most inspirational player six consecutive seasons (1981-86). Selected by the Broncos in the fourth round (88th overall) of the 1973 NFL Draft from the University of Louisville, Jackson finished his 14-year career (1973-86) having played the most games in Broncos history at 191 and currently stands fourth on that list. He also finished his career tied for second in games started by a Bronco with 177 (currently tied for fourth) and is one of only five Broncos to wear the Denver uniform for at least 14 seasons. Jackson, who started every possible game in a season seven times for his career, made three consecutive Pro Bowl appearances from 1977-79 and was named first-team All-Pro twice (1977-78). He also was named by his teammates as Denver's defensive MVP in 1974, '76 and '77. The linebacker helped the Broncos to six playoff berths (1977-79, '83-84, '86), four division titles (1977-78, '84, '86) and two Super Bowls (XII in 1977, XXI in '86). He was a key member of the 1977 squad that posted a 12-2 regular-season record en route to earning the franchise's first-ever playoff berth and advancing to Super Bowl XII against the Cowboys. Jackson is tied with fellow Ring of Famer Randy Gradishar for the most interceptions in Broncos history by a linebacker with 20, a career total that currently ties for the 10th highest by any player in club annals. His seven interceptions in 1976 mark the highest single-season total by a linebacker in Broncos history. Jackson finished among Denver's top five tacklers during 11 consecutive seasons from 1974-84 and recorded a career-high 169 stops in 1980. Upon his retirement following the 1986 season, he was fifth on the Broncos' all-time sack list with 44 and currently is 10th on that chart. Jackson joined the Broncos after a standout career at Louisville, where he was a three-time all-conference selection.



JACKSON'S NFL CAREER RECORD

Games	Starts	Sacks	Int.	Yds.	Avg.	TD
191	177	44.0	20	340	17.0	3



CHARLEY JOHNSON

6-1 • 200 • NEW MEXICO STATE

YEAR INDUCTED: 1986

YEARS WITH BRONCOS: 1972-75

QUARTERBACK



12

Charley Johnson was one of three inductees into the Denver Broncos Ring of Fame in 1986 along with fellow quarterback Frank Tripucka and defensive end Paul Smith. Johnson came to Denver in 1972 from Houston in exchange for a third-round draft choice, and the trade at that time was regarded as the most important in franchise history. He quarterbacked the Broncos to their first winning season (7-5-2 in 1973), a landmark moment in the first 14 years of club annals. Johnson set a Broncos record for passing accuracy in 1974 by completing 55.7 percent of his attempts. He made the All-AFC team picked by UPI and *Pro Football Weekly* after the 1973 season while being chosen by his teammates as the Broncos' most valuable offensive player. Johnson once threw for 445 yards in a game (vs. Kansas City, 11/18/74), marking the second-highest single-game passing total in team history at the time, and recorded four 300-yard passing games for his career. He also threw a touchdown pass in 10 consecutive games from 1973-74. He finished his Broncos career with 7,238 passing yards, which currently rank ninth in team history, and 52 touchdown passes, which currently rank seventh in club annals. He had a 20-18-3 (.524) record as a starter with Denver and averaged an impressive 7.46 yards per pass attempt. A draft choice of the St. Louis Cardinals, Johnson played his first professional season with that club in 1961 and set many passing records during nine years with the team. He was traded to Houston before the 1970 season and was with the Oilers for two years before joining the Broncos. Johnson was a star quarterback at New Mexico State University, where he led his team to two Sun Bowl titles.



JOHNSON'S NFL CAREER RECORD

Games	Starts	Att.	Comp.	Yards	Pct.	TD	INT	LG	Rtg.
165	124	3,392	1,737	24,410	51.2	170	181	90t	69.2



FLOYD LITTLE

5-10 • 196 • SYRACUSE

YEAR INDUCTED: 1984

YEARS WITH BRONCOS: 1967-75

RUNNING BACK




44

Floyd Little, named to the Pro Football Hall of Fame Class of 2010, was one of the four original Denver Broncos Ring of Fame inductees from 1984 and joins John Elway and Frank Tripucka as one of three Broncos whose jersey number is retired. A first-round (sixth overall) draft choice of the Broncos in 1967 from Syracuse University, Little was the first No. 1 draft pick ever signed by the Broncos and was widely regarded as "The Franchise" for much of his nine-year career in which he established himself as Denver's first serious threat at running back. A Pro Bowl participant from 1970-71 and in '73, Little twice played in the AFL All-Star Game (1968-69) and was named the Colorado Sports Hall of Fame Pro Athlete of the Year in 1972. He finished his Broncos career ranked No. 1 on the franchise's all-time list for rushing attempts (1,641), rushing yards (6,323) and rushing touchdowns (43), and he now ranks second in each behind Terrell Davis. Among professional football players from 1967-75, only O.J. Simpson totaled more rushing yards than Little, who also posted the fourth-most rushing scores in football during that time. He led Denver in rushing for seven consecutive seasons from 1967-73, marking the longest such streak in club history, and at the time of his retirement ranked seventh in NFL annals in career rushing yards. In 1971, Little led the NFL in rushing with a career-best 1,133 yards after capturing the AFC rushing crown a year earlier with 901 yards in 1970. He set a Broncos career record with 54 total touchdowns (43 rush, 9 rec., 2 ret.) that currently rank fourth on their all-time list while finishing his career third on their all-time scoring list with 324 points (currently 10th). He also set a team record with 12,173 career all-purpose yards, a mark that stood until Rod Smith passed him in 2006, and finished his career as the Broncos' all-time leader in career kickoff return yards (2,523—currently second). A three-time All-American at Syracuse, Little followed in the footsteps of Jim Brown and Ernie Davis as a superstar tailback for the Orangemen. He shattered most of the records set by his predecessors, rushing for 2,704 yards, totaling 582 receiving yards, returning punts for 845 yards and kickoffs for 797 yards, and recording 19 passing yards—for a total of 4,947 yards.



LITTLE'S NFL CAREER RECORD

RUSHING							RECEIVING					KICK RETURNS				
Games	Starts	No.	Yds.	Avg.	LG	TD	No.	Yds.	Avg.	LG	TD	No.	Yds.	Avg.	LG	TD
117	93	1,641	6,323	3.9	80t	43	215	2,418	11.2	74	9	104	2,523	24.3	89	0



JOHN LYNCH

6-2 • 220 • STANFORD

YEAR INDUCTED: 2016

YEARS WITH BRONCOS: 2004-07

SAFETY



2004-07
47

John Lynch played four seasons (2004-07) with the Broncos and was named to the Pro Bowl in each year he played for the franchise. He joined cornerbacks Champ Bailey and Aqib Talib as the only three players in Broncos history to make the Pro Bowl in each of their first four years with the club. Elected to the Pro Football Hall of Fame in 2021, Lynch was selected to nine total Pro Bowls (4 with Denver; 5 with Tampa Bay), trailing only Hall of Famer Ken Houston (10) among safeties in league history. Lynch helped Denver's defense rank No. 8 overall in total defense from 2004-07 while producing 304 tackles (215 solo), seven sacks, three interceptions, 26 passes defensed, nine forced fumbles and one fumble recovery. He joined 2017 Pro Football Hall of Fame inductee Brian Dawkins as the only NFL safeties during that span to post seven sacks and nine forced fumbles. After setting a career high with 10 passes defensed in his first year with the Broncos in 2004, Lynch established personal bests with four sacks and four forced fumbles in 2005 to become the first safety since Rod Woodson in 1992 to reach those totals in a single season. Denver's defense in 2005 allowed the fewest points per game (16.1) by the franchise in 14 years, helping the team to a 13-3 record and an AFC West Division title. Lynch came to the Broncos after 11 seasons in Tampa Bay, where he was a four-time Associated Press All-Pro selection (1999-2002) and helped the franchise to a victory in Super Bowl XXXVII. He was inducted into the Buccaneers' Ring of Honor in 2016. Lynch was selected by Tampa Bay in the third round (82nd overall) of the 1993 NFL Draft from Stanford University, where he received first-team All-Pacific-10 Conference honors as a senior. He attended Torrey Pines High School in Del Mar, Calif., and was born on Sept. 25, 1971.



LYNCH'S NFL CAREER RECORD

Games	Starts	Sacks	Int.	Yds.	FF	FR
224	191	13.0	26	204	15	9



PEYTON MANNING

6-5 • 230 • TENNESSEE

YEAR INDUCTED: 2021

YEARS WITH BRONCOS: 2012-15

QUARTERBACK



18

Peyton Manning, the only five-time Most Valuable Player in NFL history (2003-04, '08-09, '13), played 18 seasons with Indianapolis (1998-2011) and Denver (2012-15). He was elected to the Pro Football Hall of Fame and the Broncos Ring of Fame in 2021. A member of the 2000s NFL All-Decade Team and the NFL 100th Anniversary All-time Team, Manning was chosen to the Associated Press All-Pro team 10 times (7x first team; 3x second team) and selected to the Pro Bowl 14 times. He was also twice named the NFL Offensive Player of the Year (2004, '13) as well as Super Bowl XLI MVP. In Manning's four seasons in Denver, he helped the Broncos to the most wins (55) and highest winning percentage (.764) of any team in the NFL while capturing four AFC West Division titles, two AFC Championships and a victory in Super Bowl 50 following his final professional season in 2015. No player threw more touchdowns (151) in the regular season/playoffs combined from 2012-2015 than Manning, who ranked third in the league in overall passer rating (99.6) as well as fourth in both overall passing yards (19,062) and completions (1,639) during that period. In 2013, he posted the most prolific season of any quarterback in NFL history en route to earning his fifth MVP award. Manning, who helped the Broncos to their first Super Bowl appearance in 15 years that season, set NFL single-season records for touchdown passes (55) and passing yards (5,477) while leading the highest-scoring offense (606 pts., 37.9 PPG) in NFL history. His first season with the Broncos in 2012 saw him earn the Associated Press' Comeback Player of the Year award for his remarkable return to the field from a neck injury that forced him to miss the 2011 season. Manning, who received permission from Frank Tripucka's family to wear No. 18, is recognized inside Empower Field at Mile High as one of the club's retired numbers. The number one pick in the 1998 NFL Draft, Manning is also a member of the College Football Hall of Fame Class of 2017 for his distinguished career at the University of Tennessee.



MANNING'S NFL CAREER RECORD

Games	Starts	Att.	Comp.	Yards	Pct.	TD	INT	LG	Rtg.
266	265	9,380	6,125	71,940	65.3	539	251	86t	96.5



KARL MECKLENBURG

6-3 • 240 • MINNESOTA

YEAR INDUCTED: 2001

YEARS WITH BRONCOS: 1983-94

LINEBACKER




Karl Mecklenburg joined the Denver Broncos Ring of Fame in 2001 after establishing himself as one of the most outstanding defensive players in franchise history during his 12-year career from 1983-94. Mecklenburg overcame long odds to achieve greatness after being drafted by the Broncos in the 12th round from the University of Minnesota in 1983—the 310th player chosen. After playing defensive end during his first professional season, Mecklenburg was converted to linebacker in 1984. He became a starter by his third season in 1985 and went on to start 141 career games, a total that includes all 16 games in a year during five different campaigns. His 180 career games played with Denver placed him fifth on the club's all-time list at the end of his tenure with the team (currently ninth). Mecklenburg was voted to play in six Pro Bowls (1985-87, '89, '91, '93), a total that ties for the fifth highest by a player in team history. He was named All-AFC and All-NFL four times (1985-87, '89) and was tabbed the 1986 AFC Player of the Year by *Football News*. Mecklenburg helped Denver to seven postseason appearances (1983-84, '86-87, '89, '91, '93), five division titles (1984, '86-87, '89, '91) and three Super Bowl berths (XXI in 1986, XXII in '87, XXIV in '89). He finished his career with 1,145 tackles (787 solo) as well as a franchise-record 79 sacks. Mecklenburg's career high of 13 sacks came in 1985 and (then a franchise single-season record), and he posted eight seasons with at least seven sacks. He recorded 11 multiple-sack games and is the only player in team annals to record four sacks in a game twice in his career. Mecklenburg posted 100 tackles in a season six times, including a career and team-high 143 stops in 1989. Mecklenburg began his collegiate career at Augustana (S.D.) College before transferring to Minnesota, where he earned second-team All-Big Ten honors as a senior in 1982.



MECKLENBURG'S NFL CAREER RECORD

Games	Starts	Solo	Assist	Total	Sacks	Int.	Yds.	Avg.	TD
180	141	787	358	1,145	79.0	5	128	25.6	0



RED MILLER

YEAR INDUCTED: 2017

YEARS WITH BRONCOS: 1977-80

HEAD COACH




Red Miller was elected to the Broncos Ring of Fame in 2017, joining Dan Reeves as the only two coaches in team history to receive the prestigious honor. Hired as the eighth head coach in Broncos history on Feb. 1, 1977, Miller compiled a 40-22 (.645) regular-season record and a 2-3 (.400) playoff mark from 1977-80. He never had a losing record in his four seasons with the Broncos, tying for the fourth-most regular-season wins (40) in the NFL during his head coaching tenure—a figure that ranks fourth in Broncos history. Miller's 1977 squad posted a 12-2 record and won Denver's first-ever AFC West title, wrestling it away from the defending Super Bowl-champion Oakland Raiders. After earning their first-ever playoff berth, the Broncos went on to beat the Raiders in the AFC Championship Game and advanced to their first Super Bowl. Despite losing to the Dallas Cowboys 27-10 in Super Bowl XII, Miller was named 1977 NFL Coach of the Year by the Associated Press and K.C. 101 Club. The Broncos finished the 1978 season with a 10-6 record and won its second consecutive AFC West crown before losing in the divisional playoffs to the eventual Super Bowl-champion Pittsburgh Steelers. Denver finished 10-6 in 1979 to qualify for the playoffs for a third consecutive year before posting an 8-8 mark in 1980, Miller's final season. Miller's teams were fueled by the famed Orange Crush defense, which allowed an NFL-low 15.0 points per game from 1977-80.





GENE MINGO

6-2 • 216 • UNITED STATES NAVY

YEAR INDUCTED: 2014

YEARS WITH BRONCOS: 1960-64

HALFBACK/KICKER



21

Gene Mingo, who played five seasons with the club (1960-64), was one of three inductees into the Ring of Fame in 2014, becoming the fourth "original Bronco" to receive the honor. During the first four seasons (1960-63) in Broncos history, Mingo ranked third in professional football with 375 total points, trailing only Pro Football Hall of Fame running back Paul Hornung (396 pts.) and Patriots Hall of Fame wide receiver/kicker Gino Cappelletti (448 pts.). He led the American Football League in scoring on two occasions—producing 123 points (6 TDs, 18 FGs, 33 PATs) in Denver's inaugural 1960 season and 137 points (4 TDs, 27 FGs, 32 PATs) as an AFL All-Star selection in 1962. A multi-talented weapon during the formative years of the franchise, Mingo appeared in 59 career games for the Broncos and totaled 185 rushes for 777 yards (4.2 avg.) with eight touchdowns on the ground and 47 catches for 399 yards (8.5 avg.) with three touchdowns through the air. He also completed 6-of-18 passes for 200 yards with two touchdowns and one interception. On special teams, he connected on 72-of-119 field goals (60.5%) and 111-of-116 extra points (95.7%) for the Broncos and returned 18 punts for 214 yards (11.9 avg.) with one touchdown along with 34 kickoffs for 742 yards (21.8 avg.). He returned a punt 76 yards for a touchdown in the first regular-season AFL game—a 13-10 Broncos victory against the Boston Patriots on Sept. 9, 1960. Mingo later served as an honorary captain for Denver's "Legacy Game" against the Patriots on Oct. 11, 2009, commemorating the franchise's 50th season. A pioneer as the first African-American placekicker in professional football history, Mingo finished his career playing in a combined 71 games for Oakland (1964-65), Miami (1966-67), Washington (1967) and Pittsburgh (1969-70).



MINGO'S NFL CAREER RECORD

		RUSHING						PUNT RETURNS					KICKING			
Games	Starts	No.	Yds.	Avg.	LG	TD	No.	Yds.	Avg.	LG	TD	No.-Att.	Pct.	LG	Pts.	
130	N/A	185	777	4.2	82	8	18	214	11.9	76†	1	112-219	51.1	53	551	



CRAIG MORTON

6-4 • 214 • CALIFORNIA

YEAR INDUCTED: 1988

YEARS WITH BRONCOS: 1977-82

QUARTERBACK




7

Craig Morton was one of three Broncos Ring of Fame inductees in 1988 along with fellow teammates Haven Moses and Jim Turner. Morton, who joined the Broncos from the New York Giants in a 1977 trade, was Denver's starting quarterback for most of the period from 1977-82 and led the team to its first postseason and Super Bowl berth (XII vs. Dallas) in 1977 when he guided the Broncos to a 12-2 regular-season record and home playoff wins against Pittsburgh and Oakland that year. Morton, who played for the Cowboys from 1965-74, earned a variety of awards for his performance in 1977, including AFC Most Valuable Player honors after ranking fourth in the league in passer rating (82.0). During his career with Denver, he led the team to two division titles (1977-78) and three playoff berths (1977-79). Morton finished his Broncos career ranked first in passing yards (11,895 - currently third), touchdown passes (74 - currently third), pass attempts (1,594 - currently fifth), completions (907 - currently fifth) and total offense (12,155 - currently fourth). His 41 career regular-season wins as the Broncos' starting quarterback mark the second-highest total in club history, and his .641 winning percentage as Denver's signal caller (41-23) is the fourth best in franchise annals. In 1981, the quarterback led the NFL with an 8.50 yards per attempt average, a figure that stands as the highest single-season total in Broncos history, and threw for a career-high 3,195 yards. Morton once completed 16 consecutive passes in a game and had a streak of nine consecutive games with a touchdown pass. He was a consensus All-American at the University of California, where he also starred in baseball.



MORTON'S NFL CAREER RECORD

Games	Starts	Att.	Comp.	Yards	Pct.	TD	INT	LG	Rtg.
203	144	3,786	2,053	27,908	54.2	183	187	95†	73.5



HAVEN MOSES

6-2 • 208 • SAN DIEGO STATE

YEAR INDUCTED: 1988

YEARS WITH BRONCOS: 1972-81

WIDE RECEIVER




25

Haven Moses was inducted into the Denver Broncos Ring of Fame in 1988 as part of a three-member class that included quarterback Craig Morton and kicker Jim Turner. Moses played 10 seasons for the Broncos from 1972-81 as one of their primary wide receivers after joining the team from Buffalo, where he played his first four professional seasons. He finished his Broncos career ranked third in receptions (302 - currently 11th) and receiving yards (5,450 - currently ninth) while tying for first in receiving touchdowns with 44 (currently tied for fifth). His yards-per-reception average for his Denver career was 18.0, which marks the highest career mark in franchise history, and he averaged more than 19 yards per catch in three consecutive seasons from 1976-78. Moses, who helped Denver to three playoff berths (1977-79), two division titles (1977-78) and its first-ever Super Bowl berth (XII vs. Dallas during the 1977 season), was a key member of the first winning season in Broncos history in 1973 (7-5-2) when he caught a career-high eight touchdown passes to earn Pro Bowl honors. In 1979, he had career bests in receptions (54) and receiving yards (943). Moses was a two-year letterman and an All-American as a wide receiver and defensive back at San Diego State University.



MOSES' NFL CAREER RECORD

Games	Starts	Rec.	Yds.	Avg.	LG	TD
199	N/A	448	8,091	18.1	76t	56



TOM NALEN

6-3 • 286 • BOSTON COLLEGE

YEAR INDUCTED: 2013

YEARS WITH BRONCOS: 1994-2008

CENTER



66

Tom Nalen was elected into the Denver Broncos Ring of Fame in 2013. He played center for the Broncos for 14 seasons (1994-2007), anchoring an offensive line that was the standard among NFL units during that span. He saw action in the third-most regular-season games (194) in franchise history, and his 188 starts are second only to quarterback John Elway in Denver's record books. The 11 single-season 1,000-yard rushers and 93 single-game 100-yard rushers he blocked for as the team's starting center (1995-2007) represented the most by an NFL club during that time and the Broncos' 395 sacks allowed in that span were the third fewest in the league. Originally drafted by Denver in the seventh round (218th overall) in 1994, Nalen went on to make five Pro Bowls (1997-2000, '03)—the most by an offensive lineman in Broncos history—in addition to being named an Associated Press All-Pro selection three times (First Team – 2000 '03; Second Team – 1999) and the NFL's Offensive Lineman of the Year following the 2003 season. He was a member of Denver's back-to-back Super Bowl champion teams from 1997-98 and his 13 career postseason starts are tied for the third-highest total in team history. In addition to being a part of seven playoff teams, three division champions and two Super Bowl winners, Nalen's offenses finished ranked in the Top 5 in total yards on eight occasions. He blocked for 1997 MFL MVP Terrell Davis' memorable 2,000-yard campaign in 1998 and helped pave the way for NFL Offensive Rookie of the Year performances by running backs Mike Anderson (2000) and Clinton Portis (2002). Nalen was a three-year starter at Boston College, where he earned numerous honors, including third-team AP All-America, second-team All-Big East Conference and first-team ECAC recognition.



NALEN'S NFL CAREER RECORD

Games	Starts
194	188



GERALD PHIPPS


YEAR INDUCTED: 1985

YEARS WITH BRONCOS: 1961-81

OWNER



Gerald H. Phipps became the first non-player to be inducted into the Denver Broncos Ring of Fame in 1985. Under the guidance of Phipps and his brother Allan, the Broncos rose from their less than auspicious beginnings to the top of the American Football Conference after Phipps purchased the club on Feb. 15, 1965. In 1977, the Broncos posted a 12-2 regular-season record and advanced to the playoffs for the first time in franchise history en route to claiming their first-ever AFC Championship and appearing in their first Super Bowl (XII vs. Dallas). Denver won the AFC West title in 1977 and '78 with Phipps as owner, and the club made three consecutive playoff appearances (1977-79). Under Phipps, the Broncos ultimately rose to a position as one of the NFL's most stable franchises after recording the first winning season in club history under his direction in 1973 (7-5-2 record). With the success of the Broncos, the doors were opened for major league teams from other sports to grab a piece of the Denver sports pie. Following the takeover by the Phipps brothers, Denver Broncos season ticket sales improved from 8,002 in 1964 to 22,905 in 1965. Broncos season tickets were sold out for every season under Phipps from 1970-81 and grew to 73,380 in 1981. Denver's home attendance grew to 598,224 in his final year overseeing the club in 1981. Before purchasing the Broncos, Phipps was the president of the Gerald H. Phipps Inc. Construction Company, which he continued to operate. Phipps was born March 4, 1915, in Denver. Mr. Phipps passed away on Aug. 6, 1993.



DAN REEVES

YEAR INDUCTED: 2014

YEARS WITH BRONCOS: 1981-92

HEAD COACH



Dan Reeves became the first head coach to be elected to the Denver Broncos Ring of Fame when he was chosen along with Gene Mingo and Rick Upchurch in 2014. Reeves coached the Broncos from 1981-92 and compiled a 110-73-1 (.600) record in his 12 seasons while leading the team to a franchise-best five division titles (1984, '86-'87, '89, '91) and three Super Bowl appearances (1986-'87, '89). His 110 regular-season wins and seven playoff victories each rank second in Broncos history behind former Head Coach Mike Shanahan (138 reg. season/8 postseason). Hired by the Broncos on March 10, 1981, Reeves made six postseason appearances with Denver and finished with a losing record on just two occasions—one of which was the strike-shortened 1982 season. The pinnacle of his coaching career with the Broncos came in the late 1980s when he led the Broncos to the Super Bowl three times in a four-year span (1986-'87, '89). Including his NFL tenure as a player with Dallas (1965-'72) and coaching stops with the Cowboys (1972, '74-'80), New York Giants (1993-'96) and Atlanta Falcons (1997-2003), Reeves owns the distinction of participating in more Super Bowls (9) than any individual in NFL history. His most recent championship appearance was during the 1998 season when he led the Falcons to Super Bowl XXXIII against the Broncos to become just the third head coach at the time to lead multiple teams to the Super Bowl. In 23 seasons as an NFL head coach, including his 12 years with Denver, Reeves posted a 190-165-2 (.535) regular-season record and an 11-9 (.550) postseason mark. His 190 regular-season wins and 201 overall victories each rank ninth in league history while his four Super Bowl appearances are tied for fourth in league annals among head coaches. A quarterback at the University of South Carolina, Reeves signed with the Cowboys in 1965 and totaled 535 rushes for 1,990 yards (3.7 avg.) and 25 touchdowns as a running back during his eight-year professional playing career.





MIKE SHANAHAN

YEAR ELECTED: 2020

YEARS WITH BRONCOS: 1984-87, '89-91, 1995-2008

HEAD COACH



Mike Shanahan, the Broncos' all-time leader in regular-season wins (138) and postseason victories (8), became the third head coach elected into the Denver Broncos Ring of Fame in 2020. Denver's head coach from 1995-2008, Shanahan led the Broncos to back-to-back Super Bowl wins (XXXII & XXXIII), three conference championship games, seven postseason appearances and nine winning seasons during his 14 seasons manning the sidelines. Previously serving as an assistant coach with the Broncos in two separate stints (1984-87, '89-91), he was hired as head coach on Jan. 31, 1995. During Shanahan's tenure as head coach, Denver had the fourth-best regular-season record (138-86-0 / .616) and top home-record (83-29-0 / .741) in pro football. The Broncos also led the league during that span in total offense (361.9 ypg) and rushing offense (138.4 ypg) while scoring the third-most points (5,449 / 24.3 ppg) in the NFL. Between the 1996-98 seasons, the Broncos became the first team in NFL history to win 46 overall games (39 reg. / 7 post.) in a three-year period. They went undefeated at home in each of those three seasons, becoming the second team ever to be undefeated and untied at home in three consecutive years. In the franchise's first two Super Bowl winning seasons (1997, '98), the Broncos won 33 overall games, including 18 consecutive games (12/15/97-12/13/98) to tie the then all-time NFL record for consecutive victories. Shanahan, who is one of six head coaches to win back-to-back Super Bowls, coached six Broncos who were selected to the 1990s NFL All-Decade Team and six Pro Football Hall of Famers. Following back-to-back World Championships, Shanahan, who held additional responsibilities as Executive Vice President of Football Operations, rebuilt the Broncos into contenders with five consecutive winning seasons (2002-06) and three straight playoff appearances (2003-05). Denver went 13-3 in 2005 and hosted its second AFC Championship Game with Shanahan as head coach. One of six head coaches in NFL history to be on staff for 200+ wins and multiple World Championships with one team, Shanahan was a part of 221 total wins with the Broncos (the most for one coach in team history). Denver also advanced to three Super Bowls (XXI, XXII & XXIV) with Shanahan on staff as an assistant. Including his tenure leading the Los Angeles Raiders from 1988-89 and the Washington Redskins from 2010-13, Shanahan finished his 20-year head coaching career with a record of 170-138 (.552). His 178 total victories (170 reg season + 8 postseason) are tied for 14th in pro football history.



SHANNON SHARPE

6-2 • 228 • SAVANNAH STATE

YEAR INDUCTED: 2009


YEARS WITH BRONCOS: 1990-99, 2002-03

TIGHT END



84

Shannon Sharpe was elected as the 22nd member of the Denver Broncos Ring of Fame on May 12, 2009, after 12 record-setting seasons with the club from 1990-99 and 2002-03. A Pro Football Hall of Fame inductee in 2011, Sharpe tied a Broncos record with seven consecutive Pro Bowl selections from 1992-98 while becoming the NFL's all-time leader in receptions, receiving yards and receiving touchdowns by a tight end. A key member of the Broncos' back-to-back Super Bowl championship teams from 1997-98, Sharpe also was a four-time first-team All-Pro selection by the Associated Press as a Bronco. In 172 career regular-season games (139 starts) with Denver, he registered the second-most receptions (675), receiving yards (8,439) and receiving touchdowns (55) by a player in club annals, trailing only wide receiver Rod Smith. He also played two seasons with Baltimore from 2000-01, earning the third Super Bowl ring of his career during the 2000 campaign and his eighth trip to the Pro Bowl in 2001 with the Ravens. For his 14-year NFL career, Sharpe played 204 regular-season games (169 starts) and had 815 receptions for 10,060 yards (12.3 avg.) with 62 touchdowns. Sharpe owns more receptions, receiving yards, receiving touchdowns, Super Bowl wins and Pro Bowl selections than any of the other seven tight ends enshrined in the Pro Football Hall of Fame. Selected by the Broncos in the seventh round (192nd overall) of the 1990 NFL Draft from Savannah State University, Sharpe was named the first-team tight end on the NFL 1990s All-Decade Team as chosen by the Hall of Fame Selection Committee members.



SHARPE'S NFL CAREER RECORD

Games	Starts	Rec.	Yds.	Avg.	LG	TD
204	169	815	10,060	12.3	82t	62



DENNIS SMITH

6-3 • 200 • SOUTHERN CALIFORNIA

YEAR INDUCTED: 2001

YEARS WITH BRONCOS: 1981-94

SAFETY



49

Dennis Smith was inducted into the Denver Broncos Ring of Fame in 2001, honoring his stellar 14-year career with the club during which he established himself as one of the most feared safeties in the NFL. A ferocious hitter, Smith was voted to six Pro Bowls (1985-86, '89-91, '93) that tie for the sixth most by a player in Broncos history. The four-time All-NFL choice (1985-86, '89, '93) was a key part of seven playoff teams, five division champions and three Super Bowl teams (XXI in 1986, XXII in '87, XXIV in '89) with Denver. Selected by the Broncos in the first round (15th overall) of the 1981 NFL Draft from the University of Southern California, Smith finished his career ranked third all time in games played (184) by a Bronco and fifth in games started (170). He currently ranks sixth in club annals in both categories. The safety also is one of just four players in the history of the Broncos to play at least 14 seasons with the club. Smith's 30 career interceptions and 431 career interception return yards both were the fifth-highest totals at the time of his retirement (currently ranked seventh and sixth, respectively). Smith's career totals also include 1,171 tackles (794 solo) and 15 sacks. He posted a career-high five sacks in 1983, a career-best five interceptions in '91 and a career-high 120 tackles in '92. For his career, Smith recorded five seasons with at least 100 tackles. He was a consensus All-America choice in 1980 as a senior at USC, where he lettered four times in football and three times in track.



SMITH'S NFL CAREER RECORD

Games	Starts	Solo	Assist	Total	Sacks	Int.	Yds.	Avg.	TD	Fum. Rec.	Fum TD	Def. TD
184	170	794	377	1,171	15.0	30	431	14.4	0	17	1	1



PAUL SMITH

6-3 • 256 • NEW MEXICO

YEAR INDUCTED: 1986

YEARS WITH BRONCOS: 1968-78

DEFENSIVE TACKLE



70

Paul Smith was inducted into the Denver Broncos Ring of Fame in 1986 along with quarterbacks Frank Tripucka and Charley Johnson. The defensive tackle recorded 55.5 sacks with the Broncos from 1968-78, finishing his 11-year career in Denver ranked second in that category (currently seventh). He posted 10.5 sacks in 1972 and 11 sacks in '73, propelling him to back-to-back Pro Bowl selections, while registering a career-high 12 sacks during the '71 campaign. Smith did not miss a game for five consecutive seasons from 1969-73, appearing in all 70 contests during that period. He saw action in 12 games during the 1977 campaign, a season in which the AFC West-champion Broncos reached the playoffs for the first time in club history and played in Super Bowl XII against the Cowboys. Smith was one of the team's defensive leaders during the years when Denver was building the foundation for defensive excellence with the famed "Orange Crush." His head coach, John Ralston, once said that Smith was "the finest defensive tackle in pro football," and the lineman was known for being one of the quickest defensive tackles in the NFL. Smith's 11-year career was the longest in Broncos annals until he was surpassed by fellow Ring of Famer Billy Thompson. He was the first 10-year man in Broncos history after joining the club as a ninth-round selection (222nd overall) in the 1968 NFL Draft from the University of New Mexico. Smith finished his professional career by playing two seasons with Washington from 1979-80. Smith passed away on March 14, 2000.



SMITH'S NFL CAREER RECORD

Games	Starts	Sacks	Int.	Yds.	Avg.	TD
164	N/A	N/A	2	14	7.0	0



ROD SMITH

6-0 • 205 • MISSOURI SOUTHERN
 YEAR INDUCTED: 2012
 YEARS WITH BRONCOS: 1994-2007



WIDE RECEIVER

Rod Smith, the franchise's all-time leading receiver, was elected to the Denver Broncos Ring of Fame in 2012. A three-time Pro Bowl selection (2000-01, '05), Smith played 183 regular-season games (158 starts) over 12 seasons while setting club records for receptions (849), receiving yards (11,389) and receiving touchdowns (68). He also established the team's career postseason receiving marks with 49 catches for 860 yards and six touchdowns in 13 playoff games, including Denver's back-to-back Super Bowl championships following the 1997 and '98 seasons. Originally signed by the Broncos as a college free agent from Division II Missouri Southern University in 1994, Smith spent his rookie season on Denver's practice squad. His first NFL reception came against the Washington Redskins on Sept. 17, 1995, on a 43-yard catch from quarterback John Elway as time expired to give the Broncos a dramatic 38-31 victory. Smith eclipsed the 1,000-yard receiving mark in six consecutive seasons from 1997-2002 and in a club-record eight seasons overall (also from 2004-05). He produced 30 100-yard receiving games in the regular season, including in a career-high eight contests during the 2000 season. Following his final game as a Bronco at the conclusion of the 2006 regular season, Smith was ranked 11th in NFL history in career receptions (849), 17th in career receiving yards (11,389) and tied for 30th in career receiving touchdowns (68). His string of posting 70 or more catches for nine consecutive seasons (1997-2005) tied for the second-longest streak in NFL history, and his career receiving yardage total still ranks second among undrafted players in league annals.



SMITH'S NFL CAREER RECORD

Games	Starts	Rec.	Yds.	Avg.	LG	TD
183	158	849	11,389	13.4	85t	68



LIONEL TAYLOR

6-2 • 215 • NEW MEXICO HIGHLANDS
 YEAR INDUCTED: 1984
 YEARS WITH BRONCOS: 1960-66




WIDE RECEIVER

Lionel Taylor, one of the "original Broncos," was one of the initial Ring of Famers after being inducted with the inaugural class in 1984. He finished his seven-year Broncos career (1960-66) as the franchise's all-time leader in receptions (543) and receiving yards (6,872), records he held until 1999 (and now ranks fourth in each). In addition, he set a Broncos record for career touchdown receptions with 44, a mark that now ties for the fifth highest in team history. He caught 92 passes for 1,235 yards (13.4 avg.) with 12 touchdowns in Denver's inaugural 1960 campaign, and his reception total that year was the eighth best by a second-year player in NFL history. Taylor followed his impressive 1960 campaign with 100 receptions (1,176 yds.) in 1961 that stood as the franchise record until 2000 and currently tie for eighth on its single-season chart. Regarded by many as the possessor of the best hands in pro football, Taylor led the AFL in receiving for five of the league's first six years of existence. He never caught fewer than 76 passes in a season over those first six years, averaging 84.7 catches from 1960-65 for the highest six-year total in football history at that time. He totaled AFL/NFL bests in receptions (508) while ranking third in receiving yards (6,424) and tying for eighth in touchdown receptions (43) from 1960-65. A three-time All-AFL selection (1960-61, '65) who played in the league all-star game in 1962, Taylor attended New Mexico Highlands University. He entered the NFL with Chicago in 1959 and played for the Bears as a linebacker for one season before joining the Broncos in 1960. He finished his professional career playing two seasons with Houston from 1967-68.



TAYLOR'S NFL CAREER RECORD

Games	Starts	Rec.	Yds.	Avg.	LG	TD
121	N/A	567	7,195	12.7	80t	45



BILLY THOMPSON

6-2 • 201 • MARYLAND STATE

YEAR INDUCTED: 1987

YEARS WITH BRONCOS: 1969-81

SAFETY



36

Billy Thompson, regarded by many as one of the best defensive backs in Denver Broncos history, was the only Ring of Fame inductee in 1987. A third-round draft choice (61st overall) by the Broncos in 1969, Thompson was the first player in team history to play 13 seasons with Denver (1969-81) with that total tying for the sixth highest in franchise annals. A team captain for many years, Thompson finished his career with more starts (178) and games played (179) than any player in Broncos history and currently ranks third and 10th, respectively, in those categories. The safety also had the longest consecutive start and games played streaks (156 games) in Broncos history at the time of his retirement, marks that currently rank first and third, respectively, in club annals. Thompson was a three-time Pro Bowl selection (1977-78, '81) who earned All-NFL honors twice (1977-78) while establishing himself as one of the game's top ballhawks, finishing his career with a club-record 61 takeaways (40 INTs/21 FUM) as a member of teams that reached the playoffs three times (1977-79), won two division titles (1977-78) and appeared in one Super Bowl (XII in 1977). His 40 career interceptions are the third most by a Bronco in team history, and Thompson stands atop the Broncos' career interception return yardage list with 784 for a 19.6-yard average that is the second best in club history. The safety scored seven defensive touchdowns for his career, reaching the end zone three times on interception returns and four times on fumble recoveries. His three interception return touchdowns tie for the third-highest total in Broncos annals while his four fumble recovery touchdowns stood as the NFL's career record for many years and currently tie for third in league history. As a rookie in 1969, Thompson became the first player in pro football history to lead his league in both kickoff (28.5 avg.) and punt return (11.5 avg.) average in the same season. He finished his career with the second-most punt return yards (1,814), seventh-best punt return average (11.6) and third-best kickoff return average (25.1) in Broncos history. Thompson enjoyed a brilliant career at Maryland State (now Maryland-Eastern Shore), earning All-CIAA honors three times as a defensive back and being named team MVP as a senior. He also twice earned NAIA All-America honors and made All-CIAA three times in baseball as a centerfielder.



THOMPSON'S NFL CAREER RECORD

Games	Starts	Sacks	Int.	Yds.	Avg.	TD	Fum. Rec.	Fum TD	Def. TD
179	178	4.0	40	784	19.6	3	21	4	7



FRANK TRIPUCKA

6-2 • 192 • NOTRE DAME

YEAR INDUCTED: 1986

YEARS WITH BRONCOS: 1960-63

QUARTERBACK



18

Frank Tripucka, who joined the Denver Broncos Ring of Fame in 1986, is one of the "original Broncos," playing for the team from 1960-63. Tripucka led the Broncos to their first-ever .500 season in 1962 (7-7) and represented half of the Tripucka-to-Lionel Taylor passing combination as the duo (both Ring of Famers) went on to set various records together. Tripucka, who joins John Elway and Floyd Little as one of three Broncos whose jersey number is retired, recorded his best statistical season in 1960 when he completed 248-of-478 passes (51.9%) for 3,038 yards with 24 touchdowns. His 3,038 passing yards led the AFL that year while his 24 touchdown passes tied for the second-highest total in the league. The signal-caller was selected to play in the AFL All-Star Game following a 1962 season in which he threw for 2,917 yards to lead Denver to a 7-7 record and a second-place finish in the AFL West. Tripucka's 7,645 passing yards and 51 touchdown passes from 1960-62 marked the second-highest totals in the AFL during those three seasons. Tripucka currently ranks eighth in Broncos history in career passing yards (7,676), sixth in pass attempts (1,277), eighth in completions (662) and eighth in touchdown passes (51). His 447 passing yards against Buffalo (9/15/62) stood as the Broncos' single-game record until 2000 and currently tie for sixth in club annals. A former star at Notre Dame, Tripucka joined the Broncos after playing for Detroit (1949), the Chicago Cardinals (1950-52) and the Dallas Texans (1952).



TRIPUCKA'S NFL CAREER RECORD

Games	Starts	Att.	Comp.	Yards	Pct.	TD	INT	LG	Rtg.
75	N/A	1,745	879	10,282	50.4	69	124	96t	52.2



JIM TURNER

6-2 • 205 • UTAH STATE

YEAR INDUCTED: 1988


YEARS WITH BRONCOS: 1971-79

KICKER



15

Jim Turner, a 1988 inductee into the Denver Broncos Ring of Fame, ranks as one of the most prolific kickers of all time in professional football. He never missed a game as a pro and finished with a streak of 228 consecutive appearances, including 130 in nine seasons (1971-79) with the Broncos, for whom he scored 742 points to establish himself as Denver's all-time scoring leader until Jason Elam passed his mark in 1999. Turner also ranks behind only Elam in Broncos history in career field goals made (151) and extra points made (283). Turner's 151 field goals made with Denver from 1971-79 marked the fourth-highest total in the NFL during that period while his 742 points scored were the fifth most in the league over that span. In 1977, Turner helped Denver post a 12-2 regular-season record to earn the franchise's first-ever playoff appearance en route to advancing to Super Bowl XII against Dallas. Turner was a key part of Broncos squads that earned a total of three playoff appearances (1977-79) and two division titles (1977-78). Named the Broncos' special teams MVP in 1975, Turner joined Denver in 1971 after the club acquired him in a trade from the New York Jets. He played seven seasons for the Jets (1964-70), helping lead the club to a victory in Super Bowl III against Baltimore. At the time of his retirement, Turner ranked second in NFL career scoring with 1,439 points (currently 25th) as well as second in field goals with 304 (currently tied for 26th). Turner kicked 521 career extra points (currently 23rd in NFL history) and was the fourth player to ever reach the 500 mark. Before entering the NFL, Turner was a three-time letterman as a quarterback at Utah State University in the early 1960s.



TURNER'S NFL CAREER RECORD

PAT CONVERSIONS			FIELD GOALS			
Games	No.-Att.	Pct.	No.-Att.	Pct.	LG	Pts.
228	521-543	95.9	304-488	62.3	53	1,439



RICK UPCHURCH

5-10 • 175 • MINNESOTA

YEAR INDUCTED: 2014

YEARS WITH BRONCOS: 1975-83

WIDE RECEIVER/RETURNER




80

Rick Upchurch joined Gene Mingo and Dan Reeves as Denver Broncos Ring of Fame inductees in 2014. Upchurch, who spent his entire nine-year NFL career (1975-83) with the Broncos, made four Pro Bowls (1976, '78-79, '82) and five Associated Press All-Pro teams (1976-79, '82) as a returner. He was named a first-team 1970s NFL All-Decade choice by the Pro Football Hall of Fame Selection Committee in addition to earning second-team 1980s NFL All-Decade honors as a kick returner. Upchurch is the only player in Broncos history to make multiple all-decade teams with the franchise. His career totals include 267 receptions for 4,369 yards (16.4 avg.) with 24 touchdowns, 49 rushes for 349 yards (7.1 avg.) with three scores, 248 punt returns for 3,008 yards (12.1 avg.) with eight touchdowns as well as 95 kickoff returns for 2,355 yards (24.8 avg.). Upchurch's eight career punt return scores tied Pro Football Hall of Fame safety Jack Christiansen for the most in NFL history at the time of his retirement and currently rank first in franchise annals. In 1976, he led the NFL with a 13.7-yard punt return average and four punt return scores. His four touchdowns on punt returns tied an NFL record which still hasn't been broken. He finished first in the league in punt return average (16.1) and punt return touchdowns (2) again in 1982. His best offensive season came in 1979 when he paced the Broncos with 64 receptions for 937 yards (14.6 avg.) with seven touchdowns. His 937 yards marked the sixth-highest single-season total in franchise history at the time and his seven receiving scores tied for sixth. Selected by the Broncos in the fourth round (95th overall) of the 1975 NFL Draft from the University of Minnesota, Upchurch was a 2003 inductee into the Colorado Sports Hall of Fame. He was born on May 20, 1952, in Toledo, Ohio.



UPCHURCH'S NFL CAREER RECORD

		RECEIVING					PUNT RETURNS				
Games	Starts	No.	Yds.	Avg.	LG	TD	No.	Yds	Avg.	LG	TD
119	N/A	267	4,369	16.4	90t	24	248	3,008	12.1	92	8



LOUIS WRIGHT

6-2 • 200 • SAN JOSE STATE

YEAR INDUCTED: 1993

YEARS WITH BRONCOS: 1975-86

CORNERBACK




20

Louis Wright was named to the Denver Broncos Ring of Fame in 1993 following an electrifying 12-year career (1975-86) with the club as a cornerback. Selected by the Broncos in the first round (17th overall) of the 1975 NFL Draft from San Jose State University, Wright was a five-time Pro Bowl choice (1977-79, '83, '85) and is one of nine players in franchise history to be selected to at least five Pro Bowls. He was named All-NFL by *The Sporting News*, *Pro Football Weekly* and the NEA in 1977, a year in which he was a key member of Denver's 12-2 team that became the first in franchise history to make the playoffs en route to reaching Super Bowl XII against Dallas. For his career, Wright helped the Broncos earn six playoff berths (1977-79, '83-84, '86), four division titles (1977-78, '84, '86) and two Super Bowl appearances (XII in '77 and XXI in '86). He received All-AFC honors from UPI in 1985 after posting five interceptions that year while his teammates voted him Denver's MVP on defense following both the 1982 and '84 seasons. Wright played 166 career games as a Bronco, including 163 starts that ranked fourth in club history at the time of his retirement and currently stand eighth. The defensive back played every game in a season eight times, including the 1983 campaign in which he recorded a career and team-high six interceptions. Wright's 26 career interceptions rank eighth in club history while his 360 career interception return yards are eighth on Denver's all-time list. He recovered 11 fumbles for his career and scored twice on fumble recoveries for touchdowns. At San Jose State, Wright was a two-time letterwinner as a defensive back. He also won two letters in track and once ran the 100 meters in 9.6 seconds.



WRIGHT'S NFL CAREER RECORD

Games	Starts	Sacks	Int.	Yds.	Avg.	TD	Fum. Rec.	Fum TD	Tot. TD
166	163	3.0	26	360	13.8	1	11	2	4



GARY ZIMMERMAN

6-6 • 294 • OREGON

YEAR INDUCTED: 2003

YEARS WITH BRONCOS: 1993-97

TACKLE



65

Gary Zimmerman, named to the Pro Football Hall of Fame Class of 2008, was inducted into the Denver Broncos Ring of Fame in 2003. He played tackle for the Broncos for five seasons (1993-97) and became the first offensive lineman in the history of the franchise to be honored with inclusion in the Ring. A finalist for the Pro Football Hall of Fame from 2003-04 and '06-07 before he joined John Elway as the second HOF inductee who spent a primary portion of his career in Denver, Zimmerman was acquired by the Broncos in a trade from Minnesota on Aug. 24, 1993, after playing his first seven years with the Vikings. He was named to the Pro Bowl three times (1994-96) as a Bronco and helped the franchise to its first-ever World Championship with a victory over Green Bay in Super Bowl XXXII during his final season in 1997. Zimmerman, who started all 76 games played as a Bronco, helped Denver lead the NFL in total yards twice (1996-97) and record three consecutive top-5 league rushing rankings (1995-97), including an NFL-best mark in 1996. During his 12 seasons in the NFL from 1986-97, Zimmerman started all 184 games played and was named to seven Pro Bowls (1987-89, '92, '94-96) while receiving first-or second-team All-Pro honors eight times. He holds the unique distinction of being one of only a handful of players to be named to two NFL All-Decade Teams (1980s and 1990s). Picked in the first round (third overall) of the 1984 supplemental draft by the New York Giants, his signing rights were traded to the Vikings for two second-round picks in the 1986 draft. He spent two seasons with the L.A. Express of the USFL before reporting to Minnesota, where he began a streak of 169 consecutive starts that lasted until 1996 when surgery sidelined him. Zimmerman, who helped the Vikings lead the NFC in rushing in 1991, anchored offensive lines that blocked for a conference's leading passer four times during his career (1986, '88, '93, '96). He played at the University of Oregon, where he received first-team All-Pacific-10 Conference honors as a senior.



ZIMMERMAN'S NFL CAREER RECORD

Games	Starts
184	184

BRONCOS TOP 100 TEAM

The Denver Broncos announced their all-time Top 100 Team in 2019 in celebration of the NFL's 100th season.

The team was voted on by thousands of fans along with input from Broncos alumni, Team Historian Jim Saccomano and team media.



Lyle Alzado, DL Mike Anderson, RB Otis Armstrong, RB Steve Atwater, S Champ Bailey, CB Keith Bishop, G Tyrone Braxton, CB/S Willie Brown, CB Billy Bryan, C Keith Burns, LB Dwayne Carswell, TE Barney Carter, NT Barney Chavous, DL Ryan Clady, T Dave Costa, DT Ray Crockett, CB Eldon Danenhauer, T Terrell Davis, RB Brian Dawkins, S Al Denson, WR Elvis Dumervil, DE/OLB Jason Elam, K John Elway, QB Simon Fletcher, OLB/DE Steve Foley, CB/S	Cookie Gilchrist, RB Goose Gonsoulin, S Darrien Gordon, CB/PR Randy Gradishar, LB Daniel Graham, TE Howard Griffith, FB Mike Harden, S Chris Harris Jr., CB Paul Howard, G Rich Jackson, DE Tom Jackson, LB Mark Jackson, WR Charley Johnson, QB Vance Johnson, WR Rulon Jones, DE/OLB Tony Jones, T Larry Kaminski, C Greg Kragen, NT Chris Kuper, G Ken Lanier, T Matt Lepsis, T Floyd Little, RB John Lynch, S Peyton Manning, QB Brandon Marshall, WR	Ed McCaffrey, WR Bud McFadin, DT Karl Mecklenburg, LB Glyn Milburn, RB/KR Von Miller, LB Gene Mingo, RB/K/KR John Mobley, LB Craig Morton, QB Haven Moses, WR Tom Nalen, C Riley Odoms, TE Jake Plummer, QB Clinton Portis, RB Trevor Pryce, DL Bill Romanowski, LB Tom Rouen, P Jim Ryan, LB Emmanuel Sanders, WR Mark Schlereth, G Shannon Sharpe, TE Paul Smith, DE Dennis Smith, S Rod Smith, WR Neil Smith, DE Dave Studdard, T	Jerry Sturm, G/C Bob Swenson, LB Aqib Talib, CB Lionel Taylor, WR Demaryius Thomas, WR Julius Thomas, TE Billy Thompson, S Keith Traylor, LB/ST Danny Trevathan, LB Frank Tripucka, QB Jim Turner, K Rick Upchurch, WR/KR Bill Van Heusen, P/WR Louis Vasquez, G T.J. Ward, S DeMarcus Ware, DE/OLB Steve Watson, WR Alfred Williams, DE D.J. Williams, LB Darrent Williams, CB Al Wilson, LB Sammy Winder, RB Derek Wolfe, DE Louis Wright, CB Gary Zimmerman, T
--	---	--	---

BRONCOS 50TH ANNIVERSARY TEAM



In 2009, the Denver Broncos celebrated their 50th season by selecting their 50th Anniversary Team.



Pos.	First-Team	Second Team
QB	John Elway	Craig Morton
RB	Terrell Davis	Otis Armstrong
RB	Floyd Little	Sammy Winder
WR	Ed McCaffrey	Haven Moses
WR	Rod Smith	Lionel Taylor
TE	Shannon Sharpe	Riley Odoms
T	Matt Lepsis	Ken Lanier
T	Gary Zimmerman	Dave Studdard
G	Keith Bishop	Ben Hamilton
G	Mark Schlereth	Paul Howard
C	Tom Nalen	Billy Bryan
DE	Simon Fletcher	Rulon Jones
DE	Rich Jackson	Alfred Williams
DT	Trevor Pryce	Greg Kragen
DT	Rubin Carter	Paul Smith
LB	Karl Mecklenburg	Al Wilson
LB	Randy Gradishar	Bill Romanowski
LB	Tom Jackson	D.J. Williams
CB	Champ Bailey	Ray Crockett
CB	Louis Wright	Willie Brown
S	Steve Atwater	Steve Foley
S	Dennis Smith	Goose Gonsoulin
K	Jason Elam	Jim Turner
P	Tom Rouen	Mike Horan
RET	Rick Upchurch	Billy Thompson



BRONCOS IN THE COMMUNITY



MISSION STATEMENT

The Denver Broncos Foundation is committed to making a positive impact on future generations by creating a “game plan” for life through youth health and wellness initiatives, dynamic in and out of school programming and access to career pathways.

The Denver Broncos Foundation launched a new vision, mission and values to guide its community engagement across all of Broncos Country.

The new vision reflects its long-term commitment to continue working closely with partners across our community. Its values of equity, collaboration, commitment, innovation and impact are the core of all Foundation activities and partnerships.

Highlighted here are the Broncos’ key community focus areas:

YOUTH HEALTH & WELLNESS INITIATIVES


Meeting basic physiological needs of children in order for them to thrive mentally, emotionally & physically.

DYNAMIC IN AND OUT OF SCHOOL PROGRAMMING

Preparing youth to achieve their full potential through activities and experiences to develop academic, developmental and social competencies.

ACCESS TO CAREER PATHWAYS

Building education and economic opportunities for an enriching life of self-sufficiency after high school.



Vision

To set the standard as a great community partner, leader and influencer by making a positive impact on future generations through the off-field philanthropic efforts of the Denver Broncos organization, players and alumni.

BRONCOS COMMUNITY AWARD WINNERS

WALTER PAYTON NFL MAN OF THE YEAR



Guard Dalton Risner was the Denver Broncos 2022 Walter Payton NFL Man of the Year nominee. The prestigious award, presented by Nationwide, recognizes a player for his outstanding leadership both on the field and in the community.

Selected by the Broncos in the second round (41st overall) of the 2019 NFL Draft from Kansas State University, Risner displayed a passion for using his platform to impact his community during his four seasons as a Bronco.

A Wiggins, Colo., native, Risner was named the Broncos Community Rookie of the Year in 2019,

received the Broncos Community Impact Award in 2020 and was named a 2021 Broncos Community Ambassador. Through his personal foundation, the RisnerUp Foundation, and team-led opportunities, Risner expanded his outreach and impact across community groups by participating in nearly 50 community events in 2022 alone.

Risner served as an Athlete Ambassador for A Precious Child, a nonprofit that provides children in need with opportunities and resources to empower them to achieve their full potential. He hosts annual football and life skills camps for children, and spearheaded financial and in-kind support for families impacted by the Marshall Fire—the most destructive fire in Colorado history.

The offensive lineman also served as an Honorary Board Member of Special Olympics Colorado, being a local and national spokesperson for the organization, in addition to being a Champion Ambassador.

Risner founded his foundation, the RisnerUp Foundation, while playing football at Kansas State University, as a way to have a long-lasting impact in the communities in which he has lived and played. He has partnered with various nonprofit organizations as they work together to offer a helping hand, lift spirits, generate smiles and spread hope—which is the RisnerUp Foundation mission.

Risner played an active role in the Denver Broncos' weekly community outreach opportunities, joining his teammates in giving back to Broncos Country. From supporting local youth and high school football teams, to participating in every single one of the team's signature PLAY 60 programs and events, Risner continued to show up and give back to the community in which he lives and plays in.

WALTER PAYTON NFL MAN OF THE YEAR (SINCE 2002)

Below are the Broncos' nominees for the Walter Payton NFL Man of the Year award since 2002. Quarterback John Elway received the national honor from the NFL in 1992, given to the individual who provides leadership for his teammates on the gridiron and his fellow citizens in the community.

Player	Year	Player	Year
Dalton Risner	2022	Wesley Woodyard	2011
Justin Simmons	2021	Wesley Woodyard	2010
Justin Simmons	2020	Champ Bailey	2009
Justin Simmons	2019	Champ Bailey	2008
Von Miller	2018	Domonique Foxworth	2007
Chris Harris Jr.	2017	Rod Smith	2006
Virgil Green	2016	John Lynch	2005
David Bruton Jr.	2015	Rod Smith	2004
Ben Garland	2014	Ian Gold	2003
Wesley Woodyard	2013	Ed McCaffrey	2002
Zane Beadles	2012		

2022 "CHAMPIONS IN THE COMMUNITY" AWARD WINNERS

- Garett Bolles — Community Impact Award
- Andrew Beck — Community Ambassador Award
- Tyrie Cleveland — Community Ambassador Award
- Brandon McManus — Community Ambassador Award
- Justin Simmons — Community Ambassador Award
- Russell Wilson — Community Ambassador Award
- Montrell Washington — Community Rookie of the Year

BRONCOS ANNUAL AWARD WINNERS

DARRENT WILLIAMS GOOD GUY AWARD

Denver Broncos guard Dalton Risner was presented with the 16th Annual Darrent Williams Good Guy Award in 2022, as selected by the team's local media.

The award was created in memory of former Broncos cornerback Darrent Williams, who passed away on Jan. 1, 2007, after completing his season with the team. The honor is bestowed annually to the Bronco who best exemplifies Williams' enthusiasm, cooperation and honesty while dealing with members of the press.

ESPN senior writer

Jeff Legwold said, "Like many of the state's natives who have played for the



Broncos before him, Dalton is often sought out by media outlets from across the state on a variety of topics in addition to the usual requests from those around the team each day. He was cited for his willingness to address a variety of subjects with care, and in another difficult season on the field, the many who voted for him said he handled himself with unflinching professionalism."

PREVIOUS BRONCOS WINNERS



Player	Year
Dalton Risner	2022
Teddy Bridgewater	2021
Justin Simmons	2020
Justin Simmons	2019
Chris Harris Jr.	2018
Justin Simmons	2017
DeMarcus Ware	2016
Brandon Marshall	2015
Terrance Knighton	2014
Chris Harris Jr.	2013
Wesley Woodyard	2012
Champ Bailey	2011
Mario Haggan	2010
Elvis Dumervil	2009
Ebenezer Ekuban	2008
John Lynch	2007

ED BLOCK COURAGE AWARD

For his courage in the face of adversity, wide receiver KJ Hamler was selected as the team's 2022 Ed Block Courage Award winner, and received special recognition for his courage as he battled through injuries.

The Ed Block Courage Award is named in honor of Ed Block, the longtime head athletic trainer of the Baltimore Colts, who was a pioneer in his profession and a respected humanitarian. Recipients are selected by their teammates for exceptional courage, great character and inspiring effort.

Hamler was selected by his teammates for his approach and dedication to the rehab process after suffering a season-ending knee injury on Sept. 26, 2021. He spent the entire offseason rehabbing a torn ACL in his left knee.



PREVIOUS BRONCOS WINNERS

Player	Year	Player	Year
KJ Hamler	2022	Keith Burns	2002
Courtland Sutton	2021	Terrell Davis	2001
Bradley Chubb	2020	John Mobley	2000
Andy Janovich	2019	Rod Smith	1999
Jeff Heuerman	2018	Tony Jones	1998
Todd Davis	2017	Steve Atwater	1997
Matt Paradis	2016	Ed McCaffrey	1996
B. Marshall/D. Trevathan	2015	Dave Wyman	1995
Chris Harris Jr.	2014	Rondel Jones	1994
Knowshon Moreno	2013	Simon Fletcher	1993
Chris Kuper	2012	Dennis Smith	1992
Elvis Dumervil	2011	John Elway	1991
Ryan Clady	2010	Keith Kartz	1990
Brian Dawkins	2009	Rick Dennison	1989
Marquand Manuel	2008	Gerald Willhite	1988
John Engelberger	2007	Dennis Smith	1987
Louis Green	2006	Rubin Carter	1986
Dwayne Carswell	2005	Rulon Jones	1985
Dan Neil	2004	Keith Bishop	1984
Tom Nalen	2003		

DEMARIYUS THOMAS TEAM MVP AWARD

Broncos cornerback Pat Surtain II was named the winner of the Demaryius Thomas Team MVP Award, in recognition of his breakout season. The award is given annually in memory of the late Broncos wide receiver and is given to the player who best exhibits Thomas' impact on and off the field in honor of his legacy. The award is voted on by local media.

In just his second NFL season, Surtain has established himself as one of the top cornerbacks in the league. After locking down many of the best receivers in the NFL, Surtain was named a Pro Bowler, AP first-team All-Pro, NFLPA All-Pro and PFWA All-NFL and All-AFC teams.



THE DENVER BRONCOS CHEERLEADERS




Celebrating their 31st Anniversary season this year, the Denver Broncos cheerleaders started in 1993 with 22 women who would establish a three decades long legacy in the Denver Community. Hundreds of women have had the honor of donning the chaps in support of their team, their community, and their sisterhood.

The team would quickly become one of the most recognizable in the NFL. Football savvy, athletic and service focused, this team pledged to elevate the experience of cheerleading both for the women on the team and for the fans who came to love them. The Denver Broncos will welcome back hundreds

of alumni this year for a weekend of celebration and connection, culminating in a halftime show for fans in celebration of a group of women who were proud to represent the best organization in sports.

Members of the Denver Broncos cheerleading squad divide thousands of hours annually among dozens of Colorado organizations. Many associations, including the Denver Broncos Boys and Girls Club, and Children's Hospital, have been supported and visited by members of the squad in recent years.

A continued focus of the Broncos Cheerleaders is Cheer for the Troops. Each year the team fundraises thousands of dollars to donate to military charities and sends holiday care packages to men and women serving overseas. The Broncos Cheerleaders continue to support military initiatives at home and abroad. This past season cheerleaders toured all over the world visiting bases in Honduras, Portugal, Spain, and Italy in support of the military.



Known for their distinctive western uniforms, the cheerleaders wear long leather chaps and jackets in the fall months, ski-wear for cold games and a more traditional cheerleading leather skirt and vest in the summer months. The three uniform changes give the group flexibility with the rapidly changing Colorado weather. For more information on the cheerleaders, to book a corporate or charity event, read bios, or look up audition information visit www.DenverBroncos.com/cheerleaders.



JUNIOR CHEERLEADERS / MASCOTS

JUNIOR DENVER BRONCOS CHEERLEADERS

The Junior Denver Broncos Cheerleaders (JDBC) program provides an enriching experience focused on self-esteem, pride, commitment and fun for young Broncos fans ages 6 to 12. Offering a special opportunity, JDBC prepares youth to perform choreography in front of large crowds at various events in the Denver Metro area. On occasion, the Junior Cheerleaders perform in front of 76,000 Denver Broncos fans at Empower Field at Mile High. Junior Cheerleaders participate in monthly clinics taught by the Denver Broncos Cheerleaders and partake in community appearances such as the Denver Broncos 7K.



The Junior Denver Broncos Cheerleaders program is tailored to children of all ability levels, including youth with years of experience or those who are just being exposed to cheerleading and dance. For more information, please email jdbc@broncos.nfl.net or visit www.denverbroncos.com/jdbc.

THUNDER

The Denver Broncos in 2023 will begin their 31st year with Thunder as the club's live mascot.

The purebred Arabian gelding Thunder displays his impressive canter from one end zone to the other following every Broncos touchdown.

Thunder III, provided by Thunder Spirit LLC of Denver, will enter his 10th full season with the Broncos in 2022. Thunder III made his first appearance for Denver in New York/New Jersey during Super Bowl XLVIII.

Thunder II, which served as Denver's mascot for 10 years (2004-13), still makes occasional non-gameday appearances for the Broncos.

The original Thunder served as the Broncos' mascot for 11 years (1993-2003) after making his Mile High debut on Sept. 12, 1993, during a Broncos victory over the San Diego Chargers.

Thunder is trained and ridden by Ann Judge of Thunder Spirit LLC. Judge is an accomplished equestrian.



MILES

Popular with all fans and especially children, Miles entertains the Broncos' faithful at every home game and has made more than 400 appearances throughout the Denver community each year since being introduced in 2001.

Miles has performed all across Colorado and the world, including appearances at the Chinese New Year's Parade in Hong Kong, the Macy's Thanksgiving Parade in New York City and the Pro Bowl in Hawaii and all over the Bay Area for Super Bowl 50. Miles also visited more than 15,000 students in Colorado and Wyoming with his Fuel Up to Play 60 Program.

If you would like to inquire about scheduling Miles for your next event or birthday party, please contact Brad Post in the Broncos' marketing department at (720) 258-3114 or visit www.denverbroncos.com/Miles.



EMPOWER FIELD AT MILE HIGH

The Denver Broncos began a new era in 2001 when they took to the field in their new venue, Empower Field at Mile High. Built adjacent to their previous home of 41 years, Mile High Stadium, the new stadium features first-class, state-of-the-art amenities for the teams and fans alike.

The stadium was designed and built by Turner/Empire/Alvarado Construction and HNTB Architects in association with Fentress Bradburn Architects and Bertram A. Bruton Architects. Numerous Colorado companies and hundreds of professional designers, engineers and construction tradesmen were involved in the construction of the new state-of-the-art facility.

Construction began during the summer of 1999, and official groundbreaking on the stadium was held on Aug. 17, 1999. The Broncos won the first game ever played in the new stadium, 31-24, over New Orleans on Aug. 25, 2001, in the preseason and won the first regular-season game, 31-20, at the facility on *Monday Night Football* against the New York Giants on Sept. 10, 2001.

With seating capacity set at 76,125, Empower Field at Mile High is one of the largest stadiums in the National Football League. It includes 1.7 million square feet of space (approximately twice that of Mile High Stadium), providing the ultimate in comfort and convenience—including wider concourses, wider seats, more restrooms, elevators and escalators and full-service accommodations for people with disabilities.

Empower Field at Mile High features 132 luxury suites on two levels as well as 8,800 club seats. It is highlighted by an emphasis on state-of-the-art technology while maintaining the traditional aspects of Mile High Stadium that gave the Broncos a decided home-field advantage over the years. Those features include the close proximity of the seats to the field as well as steel treads and risers that fans utilize to create the same deafening roar that characterized Mile High Stadium.

In 2022, the Broncos unveiled renovations to their home team locker room at Empower Field on Mile High. The renovation featured a 10,000 square foot expansion, adding a dedicated performance nutrition room and improved training and hydrotherapy facilities.

Following the sale of the team in Aug. 2022, the Broncos announced \$100 million in upgrades to Empower Field at Mile High in December. The investment is the largest capital improvement in the history of the stadium.

Slated to be ready by the start of the 2023 NFL season, the project will feature upgrades to video-boards, premium hospitality areas, technology, concessions, the Broncos Team Store and elevators.

STADIUM SINGLE-GAME RECORDS (2001-2022)

INDIVIDUAL PERFORMANCES

	BY DENVER		BY OPPONENT	
Statistic	No.	Player (Game)	No.	Player (Game)
Rushing Yards	228	Clinton Portis (Ari., 12/29/02)	259	Jamaal Charles (K.C., 1/3/10)
Rushing Touchdowns	5	Clinton Portis (K.C., 12/7/03)	3	4x, last: R. Matthews (S.D., 1/2/11)
Receptions	18	Brandon Marshall (S.D., 9/14/08)	14	2x, last: J. Blackmon (Jac., 10/13/13)
Receiving Yards	226	Demaryius Thomas (Ari., 10/5/14)	190	Justin Blackmon (Jac., 10/13/13)
Receiving Touchdowns	3	4x, last: D. Thomas (Mia., 11/23/14)	3	2x, last: R. Wayne (Ind., 10/29/06)
Passing Yards	499	Jake Plummer (Atl., 10/31/04)	469	Matt Cassel (K.C., 11/14/11)
Passing Touchdowns	7	Peyton Manning (Bal., 9/5/13)	4	4x, last: M. Schaub (Hou., 9/23/12)
Passer Rating	157.2	Peyton Manning (S.F., 10/19/14)	142.4	Brett Favre (G.B., 10/29/07)
Field Goals Made	5	Jason Elum (Mia., 10/13/02)	5	2x, last: C. Santos (K.C., 11/15/15)
Sacks	4	Elvis Dumervil (Cle., 9/20/09)	5	5x, last: K. Mack (Oak., 12/13/15)
Interceptions	4	Deltha O'Neal (K.C., 10/7/01)	2	5x, last: B. McDougald (Sea., 9/9/18)

TEAM PERFORMANCES

	BY DENVER		BY OPPONENT	
Statistic	No.	Opponent (Date)	No.	Team (Date)
Points	52	Philadelphia (9/29/13)	59	Oakland (10/24/10)
Touchdowns	7	4x, last: Philadelphia (9/29/13)	8	Oakland (10/24/10)
Total Net Yards	568	Arizona (10/5/14)	534	Buffalo (12/19/20)
Rushing Yards	270	Kansas City (12/7/03)	328	Oakland (10/24/10)
Rushing Touchdowns	5	Kansas City (12/7/03)	5	Oakland (10/24/10)
Passing Yards (Net)	499	Atlanta (10/31/04)	452	Pittsburgh (11/25/18)
Passing Touchdowns	7	Baltimore (9/5/13)	4	4x, last: Houston (9/23/12)
Sacks	7	3x, last: Tennessee (10/13/19)	9	Kansas City (10/17/19)
Interceptions	5	New England (10/28/01)	5	Kansas City (11/15/15)
Fewest Points Allow.	0	4x, last: N.Y. Jets (9/26/21)	3	5x, last: New Orleans (11/29/20)
Fewest Net Yds. Allow.	96	San Diego (11/16/03)	112	New Orleans (11/29/20)
Fewest Rush Yds. Allow.	16	Kansas City (12/9/07)	14	Miami (11/2/08)
Fewest Pass Yds. Allow.	26	Kansas City (12/30/12)	12	New Orleans (11/29/20)
Takeaways	5	5x, last: Washington (10/27/13)	5	3x, last: San Diego (1/3/16)
Fewest Giveaways	0	37x, last: Las Vegas (11/20/22)	0	54x, last: Las Vegas (11/20/22)
Turnover Ratio	+4	6x, last: Las Vegas (1/3/21)	+5	Kansas City (11/15/15)

BRONCOS STADIUM HISTORY

The Denver Broncos played nearly all of their home games for the first 41 seasons of club history in one building. Known since 1969 as Mile High Stadium, the facility opened in 1948 as Bears Stadium for the Denver Bears of baseball's old Western League with long range plans to utilize it for football as well. When Denver became a charter member of the American Football League in 1959, the south stands (8,100 seats) and portable east stands (9,616 seats) were added to give a capacity of 34,657 for football. The Broncos began play in 1960.

After Denver voters turned down a stadium bond issue to build an all-purpose metropolitan stadium in 1967, a non-profit group began a fundraising drive with the goal of purchasing the stadium for the city. In February 1968, the group bought the stadium from Rocky Mountain Empire Sports for \$1.8 million and presented it to the city of Denver. A 16,000-seat upper deck was immediately constructed over the west stands, raising the capacity to more than 50,000 for the 1968 season. In December 1968, the stadium was renamed Denver Mile High Stadium.

The Broncos posted a home record of 191-109-7 (.634) in 41 seasons of play from 1960-2000. With the exception of two games played at the University of Denver Stadium (1962 and '63 home openers; 1-1 record), every Broncos home game was played in the single facility known either as Bears Stadium or Mile High Stadium with the club posting a 190-108-7 (.638) record in the building. The Broncos went 19-40-2 (.328) from 1960-68 in Bears Stadium before posting a 171-68-5 (.711) record from 1969-2000 after the name was changed to Mile High Stadium.

The stadium was filled for every regular-season game from the beginning of the 1970 season through its final season in 2000. The Broncos sold out 237 consecutive regular-season games, and with postseason contests the total reached 250 over the 31-year period.

Expansion of Mile High Stadium, which began in 1975, was completed for the 1977 season to give the Broncos the seventh-largest home facility in the league. Denver voters passed a \$25 million bond issue in 1974 to expand and improve the stadium from its capacity of 51,706 to 75,100. The stadium held 63,532 for the 1976 season, halfway through the project.

Bringing the stadium to its final capacity of 76,098 in 1986 was the construction of 60 penthouse suites atop the west stands.

One of the unique aspects of Mile High Stadium was its movable east stands. The massive single section, when fully extended, formed a horseshoe configuration for football, and when retracted, was in position for baseball. The three-tiered structure, measuring 535 feet in length, 135 feet in height and 200 feet in depth, weighed nearly nine million pounds and was moved a distance of 145 feet between the two configurations. The move was facilitated by a process involving a thin layer of water on which the structure moved. Water was pumped onto more than 90,000 square feet of runways and formed a .003-inch sheet upon which the stands rested. Hydraulic rams then pushed the stands forward at the rate of three feet per minute, making the move last somewhere around two hours.

Demolition of Mile High Stadium was completed in March 2002.

FAST FACTS

Broncos Home Record, 1960-2000

(Bears Stadium/Mile High Stadium, University of Denver Stadium):

191-109-7 (.634)

Broncos Record at Bears Stadium/ Mile High Stadium:

190-108-7 (.638)

*19-40-2 (.328) as Bears Stadium, 1960-68
171-68-5 (.711) as Mile High Stadium, 1969-2000*

Broncos Record at U. of Denver Stadium

1-1 (.500)

First Broncos Game at Bears Stadium

Oct. 2, 1960
(Denver 31, Oakland 14)

Last Broncos Game at Mile High Stadium

Dec. 23, 2000
(Denver 38, San Francisco 9)



BRONCOS RADIO NETWORK

KOA
94.1 FM
850 AM



It's a Rocky Mountain tradition: KOA Radio and the Denver Broncos. For the 54th consecutive season, Denver's 50,000-watt station serves as the flagship of the Denver Broncos Radio Network. KOA Radio is heard on both 850 AM and 94.1 FM.

Games also will be carried by more than 100 Broncos Radio Network affiliates throughout the West.

Dave Logan, who leads KOA's broadcast crew as the play-by-play announcer, is in his 27th full season as voice of the Broncos following seven years as color analyst on the broadcasts.

A Colorado native and 1971 winner of *The Denver Post* Gold Helmet Award, he is one of two athletes (along with Dave Winfield) drafted by franchises in Major League Baseball, the NBA and the NFL. Logan chose the latter, starting for the Cleveland Browns from 1976-83 and ascending into the top five of virtually every receiving category in the franchise's record books. He played his final season in Denver in 1984.

Since then, Logan has brought his love for sports and knowledge of the games to Colorado radio listeners. He currently co-hosts a weekday talk show on KOA Radio. He was named 1997 Broadcast Citizen of the Year in Colorado and has been Colorado Sportscaster of the Year three times (1992-93 and '98).

Logan also is one of the most accomplished prep football coaches in the country, as he is the only coach in history to lead four different schools to a state title at the highest classification (11 championships total). He is in his 12th season coaching at Cherry Creek High School, winner of the 2014, '19, '20, '21 and '22 Class 5A state championships.

Logan was named the Denver Broncos' Don Shula NFL Coach of the Year nominee in 2010 and was named a finalist for the national award in 2014, recognizing his integrity, achievement and leadership demonstrated by the winningest coach in NFL history. In 2021, Logan was named to the 2021 class of the National Federation of State High School Associations (NFHS) National High School Hall of Fame. He also was the recipient of the Denver Athletic Club's Career Achievement Award in 2012 and was also named All-Colorado Coach of the Year in 2022.

Rick Lewis joins Logan for his seventh full season providing color commentary for the Broncos Radio Network. A guest commentator for one game in 2016, Lewis hosts *The Rick Lewis Show* (previously *The Lewis and Floorwax Show*) from 5-9 a.m. each day on 103.5 The Fox. For more than three decades, Lewis has been one of the top-rated radio personalities in the country and has been awarded Personality of the Year multiple times. He's an Emmy and Telly award winner for television, and has appeared in major motion pictures, network TV shows, and national commercials.

Lewis' sports broadcasting experience includes radio and TV play-by-play work for college and high school football, baseball, and basketball, and he previously co-hosted *The Truth*—a Broncos pregame show—on 103.5 The Fox.

Susie Wargin is in her fifth season as the sideline reporter for Broncos radio broadcasts. She is a fourth-generation Colorado native. Wargin began her communications career in Fort Collins as a radio intern, while attending Colorado State University. After graduating with a B.A. in Speech Communications from CSU, she pushed buttons for syndicated radio broadcasts. Her dream to be a DJ on the FM dial came true in 1992 when she started weekend overnights at 93.3 KTCL. From there Susie "Rocked the Rockies" at 106.7 KBPI for 9 years and is currently the midday DJ at 103.5 The Fox. While Susie loves music, her passion for sports has been tightly woven into her radio and TV careers: CSU radio football sideline reporter, first full-time female sports reporter for KOA, morning sports anchor at KUSA-TV and the host of specialty shows like the weekly *John Elway Show* and *CSU Coaches Show*. Susie has traveled & covered Denver area teams in two Super Bowls, the World Series, Stanley Cup playoffs, Frozen Four and NCAA Bowl games & March Madness. She also covered the 2010 Olympics or KUSA-TV/NBC in Vancouver. Susie is married with two children and enjoys training and competing in running and biking events, as well as spending time with her family.

BRONCOS TELEVISION PARTNER

KUSA (9NEWS) is the Denver Broncos' official television partner for the 13th consecutive season in 2023.

Serving as the club's primary television home, Colorado's News Leader provides quality Broncos content that brings fans closer to the team. 9NEWS also works in collaboration with the Broncos on various year-round community initiatives.

As the Broncos' partner television station, the NBC affiliate with the market's most comprehensive pregame show will carry all three of Denver's preseason contests. This year all preseason games will air on 9NEWS.

9NEWS will host a series of weekly Broncos-related programs, starting on Sunday mornings with Broncos Game Day Live starting at 9 a.m., followed by Sideline Stories with Jim Saccomano at 9:30 a.m. The Broncos Huddle with Sean Payton airs weekly on Wednesdays at 6:30 p.m. and Broncos Tonight on Sundays from 10:30-11 p.m. Broncos Tonight premieres August 13. Broncos Game Day Live, Sideline Stories with Jim Saccomano and Broncos Huddle with Sean Payton start the first week of the regular season in September.

Broncos Insider Mike Klis and the rest of the 9NEWS sports team will spearhead 9NEWS' in-depth, exclusive programming both over the air and digitally on 9news.com for Broncos Country all season long.



DID YOU KNOW?

Denver has been one of the best teams at home in the regular-season since the 1970 NFL-AFL merger, posting the third-most home wins (276) and third-highest winning percentage (.672) among all NFL teams in that span.

FUTURE SUPER BOWLS

Super Bowl LVIII	February 2024	Allegiant Stadium, Las Vegas
Super Bowl LIX	February 2025	Caesars Superdome, New Orleans
Super Bowl LX	February 2026	Levi's Stadium, Santa Clara, Calif.

GAMES IN EXTREME TEMPERATURES IN DENVER BRONCOS HISTORY

(Note – Wind chill figures are included only when noted on the play-by-play)

<u>Coldest Games</u>				<u>Warmest Games</u>			
Date	Game	Temp.	W.C.	Date	Game	Temp.	
Dec. 18, 1983	at Kansas City	0	-30	Sept. 23, 2001	at Arizona	103	
Dec. 17, 2000	at Kansas City	9	-1	Sept. 11, 1983	at Baltimore	99	
Dec. 10, 1972	vs. San Diego	9		Sept. 9, 1990	at Los Angeles Raiders	94	
Jan. 12, 2013	vs. Baltimore	13	2	Sept. 16, 2018	vs. Oakland Raiders	92	
Dec. 20, 1981	at Chicago	14		Sept. 19, 2010	vs. Seattle	91	
Dec. 19, 2004	at Kansas City	15	-1	Sept. 3, 1995	vs. Buffalo	91	
Dec. 28, 2015	vs. Cincinnati	16	7	Sept. 12, 1993	vs. San Diego	91	
Dec. 3, 2006	vs. Seattle	16	16	Oct. 22, 2017	at L.A. Chargers	90	
Dec. 21, 2008	vs. Buffalo	17	7	Sept. 12, 2010	at Jacksonville	90	
Dec. 31, 2017	vs. Kansas City	17	14	Sept. 27, 1998	at Washington	90	
Dec. 18, 2016	vs. New England	18	7	Sept. 1, 1996	vs. N.Y. Jets	90	
Dec. 8, 2013	vs. Tennessee	18	11	Sept. 3, 1978	vs. Oakland	90	
Nov. 28, 2004	vs. Oakland	18	9	Sept. 11, 2005	at Miami	89	
Nov. 23, 2003	vs. Chicago	18	8	Oct. 2, 2016	at Tampa Bay	88	
Jan. 1, 1978	vs. Oakland	18		Sept. 13, 2015	vs. Baltimore	88	
Dec. 14, 1975	vs. Philadelphia	18					

BRONCOS ALL-TIME TRAINING CAMP SITES

1960-61	Colorado School of Mines	Golden, Colo.
1962-64	Colorado State University	Fort Collins, Colo.
1965-66	Colorado School of Mines	Golden, Colo.
1967-71	Broncos headquarters	Adams County, Colo.
1972-75	California Poly-Pomona	Pomona, Calif.
1976-81	Colorado State University	Fort Collins, Colo.
1982-2002	University of Northern Colorado	Greeley, Colo.
2003-pres.	Centura Health Training Center	Englewood, Colo.

BRONCOS ALL-TIME RECORD ON ARTIFICIAL TURF

Opponent	Stadium	Reg. Season	Postseason
Atlanta Falcons	Georgia Dome	2-2	
Baltimore Ravens	M&T Bank Stadium	1-3	
Buffalo Bills	Rich Stadium/Ralph Wilson Stadium/New Era Field	6-9	0-1
Carolina Panthers	Bank of America Stadium	0-1	
Chicago Bears	Soldier Field	1-3	
Cincinnati Bengals	Riverfront Stadium/Paul Brown Stadium	7-5	
Dallas Cowboys	Texas Stadium/Superdome/Cowboys Stadium/AT&T	4-2	0-1
Detroit Lions	Silverdome/Ford Field	3-3	
Houston Oilers	Astrodome/NRG Stadium	4-6	0-1
Indianapolis Colts	Hoosier Dome/RCA Dome/Lucas Oil Stadium	4-7	0-2
Kansas City Chiefs	Arrowhead Stadium	8-12	
Los Angeles Chargers	SoFi Stadium	0-3	
Los Angeles Rams	SoFi Stadium	0-1	
Miami Dolphins	Orange Bowl	0-4	
Minnesota Vikings	Metrodome/US Bank Stadium	3-4	
New England Patriots	Schaefer Stadium/Gillette Stadium	1-6	0-1
New Orleans Saints	Superdome	4-1	
New York Giants	Giants Stadium/MetLife Stadium	3-3	
New York Jets	Giants Stadium/MetLife Stadium	5-4	
Philadelphia Eagles	Veterans Stadium	1-4	
Pittsburgh Steelers	Three Rivers Stadium	5-4	1-1
San Francisco 49ers	Superdome		0-1
St. Louis Cardinals	Busch Stadium	0-0-1	
St. Louis Rams	Trans World Dome/Edward Jones Dome	0-3	
Seattle Seahawks	Kingdome/Husky Stadium/ CenturyLink Field/Lumen Field	13-15	0-2
Total		76-105-1 (.420)	1-10 (.090)

ALL-TIME LOGOS



1960-61



1962-67



1968-96



1997-Pres.

ALL-TIME HELMETS



1960-61



1962-66



1967



1968-1996



1997-Pres.

ALL-TIME UNIFORMS



1960-61



1962-64



1965-66



1967



1968-96

Note: Through the years, there were minor variances in the team's official jerseys and helmets not depicted above.



Uniforms worn from 1968-96 had minor sock and jersey design variations in several seasons from the one displayed, which reflects the exact uniform worn in the late 1980s.

The Broncos switched back to orange jerseys (right) in 2012. The home navy jersey (left), which has been used since 1997, is still be worn as an alternate uniform by the team.



MEDIA INFORMATION

The Broncos' media guide was prepared to assist in the coverage of Denver's 2023 NFL season. For additional information, please contact a member of the public relations staff:

DENVER BRONCOS PUBLIC RELATIONS CONTACTS:

PATRICK SMYTH: Chief Communications Officer..... (303) 264-5536 / patrick.smyth@broncos.nfl.net
ERICH SCHUBERT: VP of Communications & Content... (303) 264-5503 / erich.schubert@broncos.nfl.net
MEGAN BOYLE: Strategic Communications Manager (303) 264-5727 / megan.boyle@broncos.nfl.net
JORDAN BEASLEY: Football Communications Manager... (303) 264-5726 / jordan.beasley@broncos.nfl.net
TYLER GORSE: Public Relations Assistant (303) 264-5603 / tyler.gorse@broncos.nfl.net

The Broncos have a media website (<https://www.denverbroncos.com/media/>) designed to serve the needs of all media who cover the club. The site contains the most up-to-date and complete information on the team as well as a photo database for convenient download of high-resolution images. The media website also serves as the **primary means to request credentials for Broncos home games through our online credentialing process.**

Requests for game credentials must be formally made by Tuesday of each home game week, and credentials may be picked up at the media will call tent outside the North Tunnel of Empower Field at Mile High on gameday.

It is understood that all credentials will be used for the purpose for which they were issued without exception. Violation of this policy will subject the bearer to ejection from Empower Field at Mile High.

WORKING PRESS: Admittance to the Broncos' press box is restricted to the WORKING PRESS ONLY. Credentials are marked with individual identification. Passes are non-transferable.

PHOTOGRAPHERS: Photographers are asked to take special note of the following conditions for use of press credentials, as set by the National Football League:

NOTICE OF CREDENTIAL USE CONDITIONS

"The terms and conditions governing use of this NFL credential are set forth in the Credential Use Conditions, which are available at <https://nflcommunications.com/Documents/Credentials2023.pdf> and incorporated herein by reference. By accepting this credential, you acknowledge that you have read and are bound by the terms and conditions set forth in the Credential Use Conditions."

Sideline photo passes will be tightly controlled by the public relations department and are generally limited to photographers shooting for a major metropolitan daily newspaper, wire service, or magazine of national circulation on specific assignment. As a general rule, field photo passes used for still photography will not be granted locker room access post-game.


RADIO-TELEVISION: In making requests for broadcast credentials, please specify requirements for spotters and/or statisticians.

STADIUM ACCESS: To get to Empower Field at Mile High, which is located at 17th Avenue and Bryant Street, take Interstate 25 to the Empower Field at Mile High Exit (Southbound, it is the 23rd Ave. Exit; Northbound it is the 17th Avenue Exit). The press entrance and media will call are located at the north tunnel of the stadium.

DRIVING INSTRUCTIONS TO EMPOWER FIELD AT MILE HIGH FROM DENVER INTERNATIONAL AIRPORT: Exit airport on Pena Boulevard and continue to Interstate 70. Take Interstate 70 West to Interstate 25 South. Continue on I-25 South and exit at 23rd Ave. Go straight through the intersection onto a special frontage road, and then follow the directions to Lots H, I, J and K. ***If you do not already have a parking pass in hand, you will not be able to gain access to the frontage road.***

DRIVING INSTRUCTIONS TO DENVER INTERNATIONAL AIRPORT FROM EMPOWER FIELD AT MILE HIGH: Depending on your lot location, follow signs to Interstate 25 North. To do so you can take 20th Avenue East to Clay Street, turning left at Clay and proceeding to 23rd Avenue. Take a right at 23rd Avenue and continue to Interstate 25 entrances. Another route would be to follow Bryant Street (which runs north-south on the east side of the stadium) to 17th Avenue East, which will continue beneath an overpass and take you directly to I-25 North. Take I-25 North to I-70 East. Follow the signs to DIA. Please allow 45 minutes from Empower Field at Mile High to DIA.

POST-GAME TRANSPORTATION: Please advise Broncos PR personnel as soon as possible should you require transportation following the game. The amount of time you must wait will obviously decline as time goes by following the conclusion of the game. Should you wish to make your own arrangements, the numbers of local cab companies are 303-777-7777 and 303-333-3333.

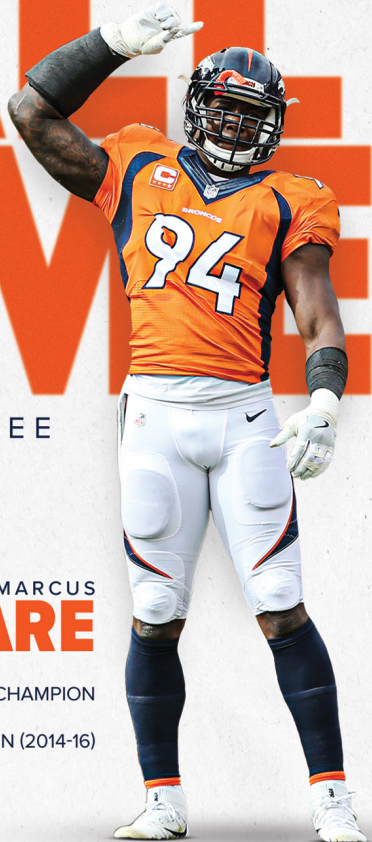


2023 PRO FOOTBALL

HALL OF FAME

OF

INDUCTEE



DEMARCUS
WARE

- SUPER BOWL 50 CHAMPION

- 3X BRONCOS TEAM CAPTAIN (2014-16)

