

HUGSBOLT
STADIUM

INDIANAPOLIS COLTS
**MEDIA
GUIDE**



COLTS 2023 SCHEDULE



PRESEASON

- AUGUST -

**GAME 1
AT
BUFFALO**

AUG. 12
1:00 P.M.
CBS 4

**GAME 2
VS.
CHICAGO**

AUG. 19
7:00 P.M.
FOX 59

**GAME 3
AT
PHILADELPHIA**

AUG. 24
8:00 P.M.
PRIME VIDEO

REGULAR SEASON

- SEPTEMBER/OCTOBER -

**GAME 1
VS.
JACKSONVILLE**

SEPT. 10
1:00 P.M.
FOX

**GAME 2
AT
HOUSTON**

SEPT. 17
1:00 P.M.
FOX

**GAME 3
AT
BALTIMORE**

SEPT. 24
1:00 P.M.
CBS

**GAME 4
VS.
L.A. RAMS**

OCT. 1
1:00 P.M.
FOX

- OCTOBER -

**GAME 5
VS.
TENNESSEE**

OCT. 8
1:00 P.M.
CBS

**GAME 6
AT
JACKSONVILLE**

OCT. 15
1:00 P.M.
CBS

**GAME 7
VS.
CLEVELAND**

OCT. 22
1:00 P.M.
CBS

**GAME 8
VS.
NEW ORLEANS**

OCT. 29
1:00 P.M.
FOX

- NOVEMBER/DECEMBER -

**GAME 9
AT
CAROLINA**

NOV. 5
4:05 P.M.
CBS

**GAME 10
AT
NEW ENGLAND
(FRANKFURT, GERMANY)**

NOV. 12
9:30 A.M.
NFL NETWORK

BYE WEEK

**GAME 11
VS.
TAMPA BAY**

NOV. 26
1:00 P.M.
CBS

**GAME 12
AT
TENNESSEE**

DEC. 3
1:00 P.M.
CBS

- DECEMBER/JANUARY -

**GAME 13
AT
CINCINNATI**

DEC. 10
1:00 P.M.
CBS

**GAME 14
VS.
PITTSBURGH**

TBD
TBD
TBD

**GAME 15
AT
ATLANTA**

DEC. 24
1:00 P.M.
FOX

**GAME 16
VS.
LAS VEGAS**

DEC. 31
1:00 P.M.
CBS

**GAME 17
VS.
HOUSTON**

TBD
TBD
TBD

ALL TIMES EASTERN AND SUBJECT TO CHANGE BY THE NFL. *GAMES BETWEEN WEEK 5 AND WEEK 18 COULD BE AFFECTED BY FLEX SCHEDULING.

FOR COLTS TICKETS: 317-297-7000 - COLTS.COM/TICKETS




MEDIA INFORMATION



INDIANAPOLIS COLTS COMMUNICATIONS



Steve Campbell
Vice President of
Communications & External
Affairs
steve.campbell@colts.com
317-941-9070




Matt Conti
Vice President of Football
Communications
matt.conti@colts.com
770-853-4906



Christian Edwards
Director of Football
Communications
christian.edwards@colts.com
904-465-6668



Pamela Humphrey
Communications Coordinator/
Alumni Relations
pamela.humphrey@colts.com
317-716-9491



Hayden Clark
Football Communications
Coordinator
hayden.clark@colts.com
317-529-4813



Ricky Martinez
Communications Intern
ricky.martinez@colts.com
626-833-2141

COLTS MEDIA WEBSITE: NFLONG.COM

Media outlets can access up-to-date Colts information, including press releases, transcripts, daily notes, statistics and game releases by logging on to NFLONG.com. The site also offers access to the media guide. Information on the team's media policy can also be found on the media website. The Colts reserve the right to update or change the policy at any period of time.

CREDENTIAL REQUESTS

Media can submit credential requests by logging on to NFLONG.com. Click on the "Credentialing" tab on the left side. You will then be asked to create a credential profile prior to submitting your request. Credential requests for Colts home games must be submitted no later than five days prior to the game. The Colts reserve the right to deny any request. Media outlets should specify the details of the game day function as well as noting whether or not field access is needed for the entirety of the game or just pregame. Credentials can be picked up at media will call which is located at Gate 5 on the northwest side of Lucas Oil Stadium at the corner of South and Missouri streets. A valid government-issued photo identification must be presented to pick up the credential. Credentials may not be transferred or altered. Members of the media who are approved for season-long credentials will have their passes issued in the preseason. For Colts media traveling to road games, credential requests must be submitted no later than 3:00 p.m. the Monday prior to that game. If you have any issues with your credential request, you may email Pamela Humphrey at pamela.humphrey@colts.com.

The Colts logo and the name Indianapolis Colts are trademarks of the Indianapolis Colts, Inc.

INDIANAPOLIS COLTS • P.O. Box 535000 • Indianapolis, IN 46253

Switchboard – (317) 297-2658 • Ticket Office – (317) 297-7000 • Fax – (317) 297-8971 • PR Fax – (317) 388-0982

www.colts.com • NFLONG.com

The 2023 media guide was compiled by Hayden Clark, Matt Conti, Christian Edwards, Steve Campbell, Pam Humphrey and additional members of the Colts Communications staff. The media guide is meant to serve as an information source for the media and NFL fans. Information contained herein was compiled by current and previous Colts public relations staffs. Editorial assistance was provided by Craig Kelley, Terry Musolf, John (Utah) Turney, Joe Cronin, Joe Horrigan and the Elias Sports Bureau. Photographs by Matt Bowen, Sarah Sachs, Don Larson, A.J. Macht, the Pro Football Hall of Fame, The Associated Press, Walt Thomas and through the club's archives.

LUCAS OIL STADIUM



LUCAS OIL STADIUM FACTS

Capacity:
63,000

Square feet:
1.8 million

Levels:
7

Number of suites:
142

Number of concession stands:
148

Number of escalators/elevators:
14/11

Kind of retractable roof:
Superframe Structural System

Square feet opening area on retractable roof:
176,400

Approximate time for the roof to open and close:
9-11 minutes

Pieces of exterior glass:
9,100

Tons of steel:
16,000

Size of north windows:
Six panels, 88' tall and 244' wide

COLTS ALL-TIME ROOF/WINDOW RECORD

RECORD AT LUCAS OIL: 121 games (74-47)

ROOF OPEN & WINDOW OPEN: 27 games (15-12)

ROOF OPEN & WINDOW CLOSED: 9 games (9-0)

ROOF CLOSED & WINDOW OPEN: 6 games (1-5)

ROOF & WINDOW CLOSED: 79 games (49-30)

Year	Game	Opponent	Roof/Window Status	
2022	9/25	Kansas City	W, 20-17 (Roof/Window Open)	
	10/2	Tennessee	L, 17-24 (Roof/Window Open)	
	10/16	Jacksonville	W, 34-27 (Roof/Window Open)	
	10/30	Washington	L, 16-17 OT (Roof/Window Closed)	
	11/20	Philadelphia	L, 16-17 (Roof/Window Closed)	
	11/28	Pittsburgh	L, 17-24 (Roof/Window Closed)	
	12/26	L.A. Chargers	L, 3-20 (Roof/Window Closed)	
	1/8	Houston	L, 31-32 (Roof/Window Closed)	
	2021	9/12	Seattle	L, 16-28 (Roof/Window Closed)
		9/19	Los Angeles Rams	L, 24-27 (Roof/Window Closed)
10/17		Houston	W, 31-3 (Roof/Window Open)	
10/31		Tennessee	L, 31-34 OT (Roof/Window Open)	
11/4		New York Jets	W, 45-30 (Roof/Window Closed)	
11/14		Jacksonville	W, 23-17 (Roof/Window Closed)	
11/28		Tampa Bay	L, 31-38 (Roof/Window Closed)	
12/18		New England	W, 27-17 (Roof/Window Closed)	
1/2		Las Vegas	L, 20-23 (Roof/Window Closed)	
2020		9/20	Minnesota	W, 28-11 (Roof/Window Open)
	9/27	New York Jets	W, 36-7 (Roof/Window Open)	
	10/18	Cincinnati	W, 31-27 (Roof/Window Open)	
	11/8	Baltimore	L, 10-24 (Roof/Window Open)	
	11/22	Green Bay	W, 34-31 OT (Roof/Window Closed)	
	11/29	Tennessee	L, 26-45 (Roof/Window Closed)	
	12/20	Houston	W, 27-20 (Roof/Window Closed)	
	1/3	Jacksonville	W, 28-14 (Roof/Window Closed)	
	2019	9/22	Atlanta	W, 27-24 (Roof/Window Closed)
		9/29	Oakland	L, 24-31 (Roof/Window Closed)
10/20		Houston	W, 30-23 (Roof/Window Open)	
10/27		Denver	W, 15-13 (Roof Open/Window Closed)	
11/10		Miami	L, 12-16 (Roof/Window Closed)	
11/17		Jacksonville	W, 33-13 (Roof/Window Closed)	
12/1		Tennessee	L, 17-31 (Roof/Window Closed)	
12/22		Carolina	W, 38-6 (Roof/Window Closed)	

2018	9/9	Cincinnati	L, 23-34 (Roof/Window Closed)
	9/30	Houston	L, 34-37 OT (Roof/Window Open)
	10/21	Buffalo	W, 37-5 (Roof/Window Closed)
	11/11	Jacksonville	W, 29-26 (Roof/Window Closed)
	11/18	Tennessee	W, 38-10 (Roof/Window Closed)
	11/25	Miami	W, 27-24 (Roof/Window Closed)
	12/16	Dallas	W, 23-0 (Roof/Window Closed)
12/23	New York Giants	W, 28-27 (Roof/Window Closed)	
2017	9/17	Arizona	L, 13-16 OT (Roof/Window Closed)
	9/24	Cleveland	W, 31-28 (Roof/Window Closed)
	10/8	San Francisco	W, 26-23 OT (Roof Closed/Window Open)
	10/22	Jacksonville	L, 0-27 (Roof Closed/Window Open)
	11/12	Pittsburgh	L, 17-20 (Roof/Window Closed)
	11/26	Tennessee	L, 16-20 (Roof/Window Open)
	12/14	Denver	L, 13-25 (Roof/Window Closed)
12/31	Houston	W, 22-13 (Roof/Window Closed)	
2016	9/11	Detroit	L, 35-39 (Roof/Window Open)
	9/25	San Diego	W, 26-22 (Roof/Window Closed)
	10/9	Chicago	W, 29-23 (Roof/Window Open)
	10/30	Kansas City	L, 14-30 (Roof Closed/Window Open)
	11/20	Tennessee	W, 24-17 (Roof/Window Closed)
	11/24	Pittsburgh	L, 7-28 (Roof/Window Closed)
	12/11	Houston	L, 17-22 (Roof/Window Closed)
2015	9/21	New York Jets	L, 7-20 (Roof Closed/Window Open)
	10/4	Jacksonville	W, 16-13 (Roof/Window Open)
	10/18	New England	L, 27-34 (Roof/Window Closed)
	10/25	New Orleans	L, 21-27 (Roof/Window Open)
	11/8	Denver	W, 27-24 (Roof Open/Window Closed)
	11/29	Tampa Bay	W, 25-12 (Roof/Window Closed)
	12/20	Houston	L, 10-16 (Roof/Window Closed)
1/3	Tennessee	W, 30-24 (Roof/Window Closed)	
2014	9/15	Philadelphia	L, 27-30 (Roof/Window Closed)
	9/28	Tennessee	W, 41-17 (Roof/Window Open)
	10/5	Baltimore	W, 20-13 (Roof Open/Window Closed)
	10/19	Cincinnati	W, 27-0 (Roof Open/Window Closed)
	11/16	New England	L, 20-42 (Roof/Window Closed)
	11/23	Jacksonville	W, 23-3 (Roof/Window Closed)
	11/30	Washington	W, 49-27 (Roof/Window Closed)
12/14	Houston	W, 17-10 (Roof/Window Closed)	
2013	9/8	Oakland	W, 21-17 (Roof/Window Closed)
	9/15	Miami	L, 20-24 (Roof/Window Open)
	10/6	Seattle	W, 34-28 (Roof/Window Closed)
	10/20	Denver	W, 39-33 (Roof/Window Open)
	11/10	St. Louis	L, 8-39 (Roof/Window Closed)
	12/1	Tennessee	W, 22-14 (Roof/Window Closed)
	12/15	Houston	W, 25-3 (Roof/Window Closed)
12/29	Jacksonville	W, 30-10 (Roof/Window Closed)	
2012	9/16	Minnesota	W, 23-20 (Roof/Window Open)
	9/23	Jacksonville	L, 17-22 (Roof/Window Open)
	10/7	Green Bay	W, 30-27 (Roof/Window Closed)
	10/21	Cleveland	W, 17-13 (Roof/Window Open)
	11/4	Miami	W, 23-20 (Roof/Window Closed)
	11/25	Buffalo	W, 20-13 (Roof/Window Closed)
	12/9	Tennessee	W, 27-23 (Roof/Window Closed)
12/30	Houston	W, 28-16 (Roof/Window Closed)	
2011	9/18	Cleveland	L, 19-27 (Roof Closed/Window Open)
	9/25	Pittsburgh	L, 20-23 (Roof/Window Closed)
	10/9	Kansas City	L, 24-28 (Roof/Window Open)
	11/6	Atlanta	L, 7-31 (Roof/Window Open)
	11/13	Jacksonville	L, 3-17 (Roof Closed/Window Open)
	12/8	Carolina	W, 27-17 (Roof/Window Closed)
	12/18	Tennessee	W, 27-13 (Roof/Window Closed)
12/22	Houston	W, 19-16 (Roof/Window Closed)	
2010	9/19	New York Giants	W, 38-14 (Roof Open/Window Closed)
	10/10	Kansas City	W, 19-9 (Roof/Window Closed)
	11/1	Houston	W, 30-17 (Roof/Window Closed)
	11/14	Cincinnati	W, 23-17 (Roof/Window Closed)
	11/28	San Diego	L, 14-36 (Roof/Window Closed)
	12/5	Dallas	W, 35-38 OT (Roof/Window Closed)
	12/19	Jacksonville	W, 34-24 (Roof/Window Closed)
1/2	Tennessee	W, 23-20 (Roof/Window Closed)	
2009	9/13	Jacksonville	W, 14-12 (Roof/Window Open)
	10/4	Seattle	W, 34-17 (Roof Open/Window Closed)
	11/1	San Francisco	W, 18-14 (Roof Open/Window Closed)
	11/8	Houston	W, 20-17 (Roof Open/Window Closed)
	11/15	New England	W, 35-34 (Roof/Window Closed)
	12/6	Tennessee	W, 27-17 (Roof/Window Closed)
	12/13	Denver	W, 28-16 (Roof/Window Closed)
12/27	New York Jets	L, 15-29 (Roof/Window Closed)	
2008	9/7	Chicago	L, 13-29 (Roof/Window Open)
	10/12	Jacksonville	L, 21-23 (Roof/Window Closed)
	11/2	Baltimore	W, 31-3 (Roof/Window Open)
	11/12	New England	W, 18-15 (Roof Open/Window Closed)
	11/16	Houston	W, 33-27 (Roof/Window Closed)
	12/7	Cincinnati	W, 35-3 (Roof/Window Closed)
	12/14	Detroit	W, 31-21 (Roof/Window Closed)
12/28	Tennessee	W, 23-0 (Roof/Window Closed)	

COLTS STAFF DIRECTORY



EXECUTIVES

James Irsay, Owner and CEO
Carlie Irsay-Gordon, Vice Chair/Owner
Casey Foyt, Vice Chair/Owner
Kalen Jackson, Vice Chair/Owner
Chris Ballard, General Manager
Pete Ward, Chief Operating Officer
Dan Emerson, Chief Legal Officer
Dan Luther, Special Counsel
EJ Tolentino, Chief Financial Officer
Roger VanDerSnick, Chief Sales and Marketing Officer

COACHING STAFF

Shane Steichen, Head Coach
Gus Bradley, Defensive Coordinator
Jim Bob Cooter, Offensive Coordinator
Brian Mason, Special Teams Coordinator
Michael Blazejowski, Assistant Sports Science/Analytics
Brian Bratton, Offensive Quality Control – Wide Receivers
Zane Fakes, Strength and Conditioning Assistant
Joe Hastings, Assistant Special Teams
Richard Howell, Head Strength and Conditioning
TJ Ingels, Assistant to the Head Coach
Brent Jackson, Defensive Quality Control
Rusty Jones, Director of Sports Performance
Cato June, Assistant Linebackers
Sam Khym, Functional Movement Therapist/Conditioning
Tom Manning, Tight Ends
Payton McCollum, Defensive Assistant
Doug McKenney, Applied Sports Science/Conditioning
Ron Milus, Defensive Backs
Mike Mitchell, Assistant Defensive Backs
Nate Ollie, Defensive Line
Matt Raich, Assistant Defensive Line
DeAndre Smith, Running Backs
Richard Smith, Linebackers/Run Game Coordinator
Tony Sparano Jr., Offensive Line
Cam Turner, Quarterbacks
Chris Watt, Assistant Offensive Line
Reggie Wayne, Wide Receivers
Bryan Bing, Tony Dungy Fellow
Junior Collins, Tony Dungy Fellow
Isabel Diaz, Harriet P. Irsay Fellow

FOOTBALL OPERATIONS

Ed Dodds, Assistant General Manager
Mike Bluem, Director of Football Administration
Joe Fonderoli, Vice President of Operations
Melaine Lowe, Director of Football Operations
Charlie Gelman, Game Manager
Sarah Jackson, Football Operations Associate
David Thornton, Vice President of Team Engagement
Debbie Finn, Assistant to the General Manager
Leigh Hullett, Team Dietitian

PLAYER PERSONNEL

Morocco Brown, Chief Personnel Executive
Matt Terpening, Director of College Scouting
Kevin Rogers, Director of Player Personnel
Jon Shaw, Director of Pro Scouting
Jamie Moore, Assistant Director of College Scouting
Todd Vasvari, Senior Player Personnel Scout
Joey Elliott, Pro Scout
Anthony Coughlan, Area Scout
Chad Henry, Area Scout
Tyler Hughes, Area Scout
Chris McGaha, Area Scout
Mike Lacy, Area Scout
Kasia Omilian, NFS Scout
Mitch Chester, College Scouting Coordinator
Boyd Jackson, Pro Personnel Assistant
Anthony Foyt IV, Scouting Assistant
Andrew Hoyle, Player Personnel Scout
Nick Bayh, Strategic Football Analyst
Tanner Chastain, Scouting Assistant
Gregory Liverpool III, Scouting Assistant

EQUIPMENT

Sean Sullivan, Director of Equipment Operations
Mike Mays, Assistant Equipment Manager
Brian Seabrooks, Assistant Equipment Manager

MEDICAL STAFF

Dave Hammer, Senior Head Athletic Trainer
Erin Barill, Director of Sports Medicine
Kyle Davis, Head Athletic Trainer
Brian Buening, Assistant Athletic Trainer
Andre Washington, Assistant Athletic Trainer
Mackenzie Scovill, Physical Therapist
G. Peter Maiers, MD Head Team Physician/Orthopedic Surgeon
Dave Porter, MD Team Physician/Orthopedic Surgeon
Lance Rettig, MD Team Physician/Orthopedic Surgeon
Mark Ritter, MD Team Physician/Orthopedic Surgeon
Steve Ritter, MD Team Physician/Orthopedic Surgeon
Dale Snead, MD Team Physician/Orthopedic Surgeon
Thurman Alvey, DO Physician
Matt Negaard, MD Physician
Marcus McCray, Team Chiropractor
Elizabeth White, Counselor

INFORMATION TECHNOLOGY & VIDEO

Matt Boothby, Vice President of Information Technology
Sean Welch, Director of Football Information Systems
Jonathan Hayes, Director of IT Operations and Security
Danny Dowell, Systems Developer
Parker Phair, Systems Developer
Doug Snelling, IT Systems Administrator
Alex Ireps, Database Administrator
Jack Thompson, Information Security Analyst
Graham Howe, IT Service Manager
Kyle Earnest, IT Support Analyst
Stewart Cramer, Video Director
John Starliper, Assistant Video Director
Matt DeWall, Assistant Video Director
Walt Lutz, Video Assistant

FINANCE

Lindsey Hammond, Vice President of Finance
Tina McKnight, Payroll Manager
Jaci Rowland, Senior Accountant
Mario Buscemi, Staff Accountant
Jenny Ryan, Accounts Payable Coordinator

HUMAN RESOURCES

Jasmine Park, Vice President of People and Culture
Brian Richardson Jr., Director of Diversity, Equity & Inclusion
Sarah Dan, Human Resources Analyst

COMMUNICATIONS

Steve Campbell, Vice President of Communications & External Affairs
Matt Conti, Vice President of Football Communications
Christian Edwards, Director of Football Communications
Pamela Humphrey, Communications Coordinator/
Alumni Relations
Hayden Clark, Football Communications Coordinator

MARKETING/COMMUNITY RELATIONS

Stephanie Pemberton, Vice President of Marketing
Ashley Powell, Director of Community Relations
Kelly Tilley, Director of Cheerleading and Entertainment
Brett Kramer, Director of Kicking the Stigma
Caleb Bailey, Director of Events
Hayden Barnack, Senior Marketing Manager
Trey Mock, Mascot Program Manager
Andy Matis, Youth Football Manager
Taylor Sidwell, Events Manager
Nicole Minor, Hospitality and Pavilion Manager
Edward Hayes, Pavilion Coordinator
Erin Smith, Cheerleader Manager
Colin Burns, Events Coordinator
Cassidy Sampson, Marketing and Licensing Coordinator
Anthony Calcarì, Mascot Program Coordinator
Bryce Chretien, Youth Football Coordinator
Ashlyn Braley, Events Coordinator
Mike Prior, Youth Football Commissioner

DATA STRATEGY & ANALYTICS

Charlie Sungsho Shin, Vice President of Data Strategy & Analytics
Austin Reed, Director of Lifecycle Marketing
Chris Grecco, Senior Manager, CRM & Fan Insights

COLTS STAFF DIRECTORY



DATA STRATEGY & ANALYTICS CONT...

Nick Armour, Senior Manager, Analytics & Insights
Daron Williams, Director of Digital Media
Sherard Allen, Digital Marketing & Media Manager

CONTENT AND PRODUCTION

Dave Knickerbocker, Vice President of Content and Production
Amber Derrow, Senior Director of Content Strategy and Operations

Meg Stahl, Director of Social Media

Chris Albright, Director of Graphic Design

Matt Bowen, Creative Director of Photographic Services

Matt Taylor, Voice of Indianapolis Colts, Manager of Radio Production

Larra Overton, Director of Production/On-Air Talent

Zack Baker, Manager of Post-Production and Motion Graphics

Shelby Simpson, Video Operations Manager/
Gameday Producer

Matt Wilkening, Lead Feature Producer – Football

Conner Handel, Lead Creative Producer

Casey Vallier, Coordinator of Radio Production

Kevin Conners, Broadcast and Studio Producer

Sheri Osborne, Creative Video Producer

Kimberly Skoog, Creative Video Producer

Collin Schroeder, Creative Video Producer

Erin Webster, Graphic Designer

Alex Fabert, Graphic Designer

Grant Wayne, Graphic Designer

JJ Stankevitz, Writer/Audio Initiatives Manager

Chris Buckley, Senior Broadcast Engineer

Nathan Gardner, Broadcast Engineer

Bryan Mitchell, Post-Production Specialist - Motion

Graphics and Editing

Madison Pattengale, Operations Coordinator – Content Team

Jeffrey Gorman, Media Specialist

Bill Brooks, Colts Ambassador

CORPORATE PARTNERSHIPS

Ryan Lobsiger, Vice President of Corporate Partnerships

Lindsay Catavolos, Director of Partnership Marketing

Jon Codalata, Director of Business Solutions

Brian Healey, Senior Corporate Partnership Manager

Brad Beery, Corporate Partnership Manager

Eric Cole, Corporate Partnership Manager

Brandon Schlarb, Corporate Partnership Manager

Andy Schwartz, Corporate Partnership Manager

Laura Reckman, Senior Partnership Marketing Manager

Jordan Gawarecki, Partnership Marketing Manager

Colleen Gudeman, Partnership Marketing Manager

Blake Heitman, Partnership Marketing Manager

Caytee Wright, Partnership Marketing Manager

Susie Peters, Sales Operations

TICKET SALES, SERVICE & OPERATIONS

Jim Van Dam, Vice President of Ticket Sales and Service

Bob Parenteau, Senior Director of Ticket Operations

TICKET SALES, SERVICE & OPERATIONS CONT...

Justin Gentile, Director of Premium Sales and Service

Jamil Stafford, Assistant Director of Ticket Operations

Blake Carnall, Manager of Ticket Sales

Stevie McElheny, Manager of Membership Services

Becca Ginn, Manager of Ticket Marketing and Events

Bret Cranston, Manager of Consumer Sales

Jody Henton, Manager of Premium Sales and Service

Hannah Glaser, Suite Sales Manager

Tyson Smith, Suite Sales Manager

Katy Johnson, Club Services Manager

Dylan Sheldon, Club Services Manager

Katie Voelz, Group Sales Account Manager

Mark Kijowski, Group Sales Account Manager

Austin Elkin, Membership Services Manager

Erin Hollowell, Membership Services Manager

Deja Hood, Membership Services Manager

Kelsey Luce, Membership Services Manager

Stephen Stenger, Membership Services Manager

Zane Ali, Account Executive

Hayden Birkey, Account Executive

Cade Wilrem, Account Executive

FRONT OFFICE STAFF

Heather Chaykowski, Executive Assistant to the Owner

Mark Feeser, Executive Assistant

Larry Hall, Vice President of Special Projects and

Historical Affairs

Cal Handelman, Director of Administration

David Liptak, Executive Assistant

Doug Melton, Office Assistant

Traci Morgan, Executive Assistant to the Chief Operating

Officer

Nichole Miller, Administrative Assistant to the Chief Legal

Officer

Monte Poe, Director of Special Projects

Michelle Rodriguez, Executive Assistant

Jacob Sheff, Manager of Special Projects and Historical Affairs

Leslie Stockton, Executive Assistant to the Vice Chair/Owner

Rachel Wathen, Administrative Assistant to the Vice Chair/
Owner

Kris Dye, Audio/Visual Engineer

Steve Randall, Director of Security

Tom Nolan, Complex Security

Paul Spall, Team Security

MAINTENANCE & GROUNDS

Andrew Cooper, Director of Facilities

Chris Anderson, Facilities Manager

Matthew Crews, Manager of Grounds

Tyler Holloway, Assistant Manager of Grounds

Eric Ketner, Building Maintenance Technician

Darrell Chandler, Grounds Assistant/Golf Course



**RYAN
KELLY**

CENTER

ADMINISTRATION



JIM IRSAY

**OWNER & CHIEF
EXECUTIVE OFFICER**

YEARS IN THE NFL: 52 Years

COLLEGE: Southern Methodist University



Indianapolis Colts Owner & CEO Jim Irsay this year embarks on his 52nd season with the organization. His affiliation with the Colts dates back to 1972 when his father, Robert Irsay, acquired the team. His passion for winning and emphasis on sustained success has molded Indianapolis into one of the most successful and historic franchises in the NFL. In addition to his commitment to winning on the field, Irsay and his family are recognized as leaders in the community, spearheading multiple philanthropic endeavors throughout Indiana.

COLTS LEADERSHIP

Irsay grew up with the Colts and talks sentimentally about his years living with the team during summer camp, riding the team bus and watching every game. After graduating from Southern Methodist University with a degree in broadcast journalism, he joined the franchise and worked in virtually every department, from ticket sales to public relations to football operations. When the Colts arrived in Indianapolis in 1984, Irsay was named general manager at age 24, the youngest to ever hold that job. In 1995, he took the helm of the franchise, becoming sole owner in 1997.

Over his many years with the team, winning always has been a priority for Irsay. Going into his 29th season as the leader of the Colts, Indianapolis has earned 10 division championships, two Super Bowl appearances and the team's fourth world championship with a victory in Super Bowl XLI.

From 2000-09, the Colts produced 115 regular season wins, which at the time was the most in a decade for any NFL club. Indianapolis also set an NFL record with 23 consecutive wins from 2008-09. What's more, the team's general manager, head coach and starting quarterback from that historic era – Bill Polian (2015), Tony Dungy (2016) and Peyton Manning (2021) – all were inducted into the Pro Football Hall of Fame. Over the span of four seasons from 2012-15, the Colts won 16 consecutive games within the AFC South, also an NFL record.

A hallmark of Irsay's stewardship was the 2006 season, when the Colts won Super Bowl XLI with a 29-17 victory over the Chicago Bears. Following its triumphant return to Indianapolis, the team was welcomed by a raucous crowd lining downtown streets in below-freezing temperatures and filling the old RCA Dome. Irsay responded by sending the Lombardi Trophy on a 50-stop, 3,130-mile tour throughout Indiana, giving fans an opportunity to see, touch and take pictures with the iconic trophy. That fall, he also created a once-in-a-lifetime opportunity for fans to compete for one of five authentic Super Bowl rings. The effort raised more than \$225,000 for charity and entertained thousands who witnessed 10 finalists take their chance to pick one-of-five treasure chests that contained a ring inscribed with "Colts Fan."



Owner & CEO Jim Irsay hoists the Lombardi Trophy following the team's Super Bowl XLI victory over the Chicago Bears.

All eyes were focused on Indianapolis in 2012 when Super Bowl XLVI came to town, and Irsay and

the Colts were instrumental in leading the Super Bowl effort for the city. Largely regarded as one of the most successful Super Bowls ever, the event generated hundreds of millions of dollars in economic impact, as well as worldwide exposure, for the city and state.

All told, the Colts played in two Super Bowls (XLI, XLIV) and hosted a Super Bowl (XLVI) in a span of just six years (2007-2012).

In 2017, Irsay hired Chris Ballard as general manager, who in six seasons has utilized both the NFL Draft and free agency to build the Colts roster. Since then, the Colts have produced 15 *Associated Press* All-Pro selections, 20 Pro Bowl selections, the 2018 “Defensive Rookie of the Year” and the 2018 “Comeback Player of the Year.”

In 2023, Irsay and Ballard hired former Philadelphia Eagles Offensive Coordinator Shane Steichen as head coach, igniting a new era of Colts football. Under Irsay, Ballard and Steichen, the Colts will continue their commitment to building a strong and exciting team, primed to compete this season and into the future.

NFL LEADERSHIP

A strong advocate of the NFL’s history, tradition and principles, Irsay is an active team owner. In the 1980s, he was one of four NFL executives (including Pro Football Hall of Famers George Young and Bill Polian) appointed by NFL Commissioner Pete Rozelle to design the league’s modern day salary cap, which still governs player earnings in the NFL today.

Irsay has served on the Executive Committee of the Management Council, the Pro-College Relations Committee, the Super Bowl Advisory Committee, the Realignment Working Group and the Working Club Executive Committee that authored the NFL’s collective bargaining agreement in 1993. He currently chairs the league’s Legislative Committee and is a member of the Finance Committee.

COLTS IN THE COMMUNITY

Irsay also oversees the team’s extensive community and philanthropic efforts. Under his leadership, the Colts have been committed to inspiring and uniting people in their home city and state by helping build a healthy, inclusive and compas-

sionate community through meaningful outreach, projects and partnerships.

At the outset of the COVID-19 pandemic in 2020, Irsay jumped into action and personally led a community fundraising drive, raising more than \$1.3 million in less than 48 hours to provide emergency meals to people in need. Irsay also helped fund e-learning materials and resources for local students, led a fundraising drive for Indianapolis’ community centers and purchased thousands of protective masks for use by frontline workers.

Over the past several years, Irsay also has reemphasized the franchise’s commitment to diversity, equity and inclusion in the way the club operates internally and in the community. To that end, Irsay created two coaching fellowships – the Tony Dungy Diversity Fellowship and the Harriet P. Irsay Fellowship for Women in Football – to identify and develop talented people of color and women as future football coaches in the NFL and other levels. In addition, the team works with players, coaches, staff and community stakeholders on efforts to battle racism, provide more access to educational and economic opportunity and bring people from all walks of life together in support of dialogue and positive change.

Irsay and his family also launched *Kicking The Stigma*, an initiative to raise awareness about mental health disorders and remove the stigma often associated with these illnesses. Since starting the effort in late 2020, more than \$24 million has been committed to expanding mental health treatment and research and raising awareness in Indiana and beyond.

The Irsays have been honored to support projects such as the Irsay Family YMCA, the downtown Colts Canal Playspace, Riley Hospital for Chil-



dren, Wheeler Mission Center for Women & Children, Indiana University's Irsay Institute and Irsay Family Wellness Center and dozens of other important community initiatives.

What's more, the team also engages and connects current and former Colts players with charitable, off-the-field efforts, such as playground builds, book drives, tree plantings, school and hospital visits, neighborhood cleanups and youth football clinics, helping them leave a legacy of service to the community.

THE JIM IRSAY COLLECTION & THE JIM IRSAY BAND

Although football has been the focus of Irsay's professional life, he has a personal passion for rock music, American history and pop culture, which led him to assemble a collection of historic and culturally-significant artifacts over several decades that together make up The Jim Irsay Collection. The collection is highlighted by musical instruments and items owned by some of the greatest artists in music history, including Bob Dylan, The Beatles, Prince, Sir Elton John, James Brown, Eddie Van Halen, Eric Clapton, Jerry Garcia, Pete Townshend, Les Paul, Janis Joplin, David Gilmour, Jim Morrison, Jimi Hendrix, Miles Davis and other music icons.

Outside of music, the collection includes an 1823 William J. Stone printing of the Declaration of Independence, one of the first facsimiles of the final signed document; renowned author Jack Kerouac's original 119-foot *On the Road* scroll manuscript; the original manuscript for Alcoholics Anonymous' *Big Book*, the organization's founding document; Muhammad Ali's championship belt awarded after the 1974 "Rumble in the Jungle" and his boxing shoes from the 1975 "Thrilla" in Manilla;" artifacts and signed documents from numerous U.S. Presidents; artifacts from women's suffrage pioneer Susan B. Anthony and Secretariat's saddle from its 1973 Triple Crown wins.

An active philanthropist, Irsay transformed his collection into a "traveling museum" and has hosted free exhibitions in Nashville, Tenn., Washington, D.C., Austin, Texas, Los Angeles, New York City, Chicago, Indianapolis, San Francisco, Las Vegas and Boston with more stops planned for the future. He also regularly loans artifacts to museums, nonprofits and other organizations for display and research across the country and around the world.

Irsay's love of music also led him to form The Jim Irsay Band, an all-star band featuring some

of the greatest musicians in the world, including Kenny Aronoff on drums (Paul McCartney, John Mellencamp, The Rolling Stones), three-time Grammy® nominee Billy Branch on harmonica, Tom Bukovac on guitar (played on more than 700 albums with major artists), Mike Mills on bass & vocals (R.E.M.), Danny Nucci on guitar & saxophone (actor, *Titanic*, *The Rock*), Michael Ramos on keyboards (Mellencamp, Patti Griffin, Paul Simon), Carmella Ramsey on violin, mandolin & vocals (Reba McEntire, Olivia Newton-John), five-time Grammy® nominee Kenny Wayne Shepherd on guitar & vocals, and Mike Wanchic on guitar (Mellencamp).

The band has toured the country along with The Jim Irsay Collection and has featured appearances by legendary guest performers, including Indiana's own John Mellencamp, Stephen Stills (Crosby, Stills & Nash), blues pioneer Buddy Guy, Ann Wilson (Heart), John Fogerty (Creedence Clearwater Revival), Kevin Cronin (REO Speedwagon), Natalie Merchant (10,000 Maniacs), Billy Gibbons (ZZ Top), country music superstar Vince Gill, Indianapolis' own John Hiatt, four-time Grammy® nominee Robert Randolph and Peter Wolf (J. Geils Band).

FAMILY

Irsay has three daughters, Carlie Irsay-Gordon, Casey Foyt and Kalen Jackson, as well as 10 grandchildren. All three daughters were promoted to the position of vice chair and owner in 2012 and represent the next generation of Colts ownership in Indianapolis.

“One of the reasons I’m honored to be a steward of the Horseshoe is that we’re able to use the enormous platform of pro football to bring joy into people’s lives. Whether it’s on the field on gamedays, serving our friends and neighbors off the field or other times throughout the year, our goal is to entertain, inspire and unite this community and Colts fans everywhere by not just winning, but by winning the right way.”

THE INDIANAPOLIS COLTS UNDER JIM IRSAY (1995-2022)

REGULAR SEASON RECORD

New England	306-144-0
Green Bay	287-161-2
Pittsburgh	280-167-3
Indianapolis	258-191-1
Kansas City	257-193-0

REGULAR SEASON RECORD ON THE ROAD

New England	137-88-0
Pittsburgh	123-101-1
Green Bay	118-107-0
Philadelphia	117-106-0
Indianapolis	114-110-1
New Orleans	114-111-0

PLAYOFF APPEARANCES

New England	21
Green Bay	20
Indianapolis	18

PLAYOFF WINS

New England	33
Green Bay	21
Pittsburgh	19
Philadelphia	17
Baltimore	16
San Francisco	15
Indianapolis	15

COLTS RECORD VS. AFC SOUTH (2002-2022)

Houston	31-10-1
Tennessee	28-14-0
Jacksonville	25-17-0



CARLIE IRSAY-GORDON

VICE CHAIR/OWNER

Carlie Irsay-Gordon is in her 12th season as vice chair/owner. She joined the Colts as vice president in 2008 and, along with sisters Casey Foyt and Kalen Jackson, represents the next generation of ownership of the club. Raised in and around the organization, Irsay-Gordon interned with the Colts football operations and marketing departments while pursuing her undergraduate degree in religious studies from Skidmore College. She is involved in all aspects of the organization, with an emphasis on football operations and the team's digital, social media, content and production operations. Irsay-Gordon is a member of the NFL's Media Owned & Operated Committee, which oversees the NFL Network, NFL.com, NFL Mobile and other league-owned media properties. As the only active female member of the committee, she is responsible for setting strategies and policy related to traditional and digital media initiatives

across the NFL and its clubs. Irsay-Gordon also is a member of the NFL's Security & Fan Conduct Committee and has represented the Colts at NFL Owners' Meetings since 2004. She also serves on the board of the NFL Player Care Foundation, which aims to improve the quality of life for retired players. Irsay-Gordon is involved in the Indianapolis community, serving on the boards of Visit Indy, the city's convention and tourism bureau, and Park Tudor School. She also has served as co-chair of the Indy Championships Fund, which was charged with raising private dollars to host the 2021 NCAA Men's Basketball Tournament, the 2022 College Football Playoffs Championship game and the upcoming 2024 NBA All-Star Game. Irsay-Gordon resides in Indianapolis with her husband, Zach Gordon, and three children.



CASEY FOYT

VICE CHAIR/OWNER

Entering her 12th season as vice chair/owner, Casey Foyt represents the next generation of ownership of the Colts, along with her sisters Carlie Irsay-Gordon and Kalen Jackson. After graduating from Indiana University with a degree in sports marketing, Foyt worked for the NFL in London, England, planning the first regular season NFL game played outside North America, as well as special events associated with the game. The contest was played in October 2007, featuring the New York Giants and Miami Dolphins playing in Wembley Stadium. Foyt joined the Colts in 2007 and focuses her energy on marketing and community relations. She helped revitalize the Indianapolis Colts Women's Organization and planned the group's first major fundraiser in 2007. Foyt also helps represent the club at NFL Owners' Meetings and

other league events. Foyt resides in Carmel, Ind. with her husband, Anthony J. Foyt, IV, and five children.



KALEN JACKSON

VICE CHAIR/OWNER

Kalen Jackson is entering her 12th season as vice chair/owner. She joined the team in 2010 as vice president and, along with sisters Carlie Irsay-Gordon and Casey Foyt, represents the next generation of Colts ownership. Like her sisters, Jackson grew up with the Colts organization as a significant part of her life since birth. She is involved in various functions of the organization, including coordinating the Irsay family's community and philanthropic efforts. Jackson currently leads *Kicking The Stigma*, the family's initiative to raise awareness about mental health disorders and remove the stigma often associated with these illnesses. She serves on the national board of Project Healthy Minds and locally on the board of the United Way of Central Indiana. Jackson also is president of the Indianapolis Colts Women's Organization. In addition, to

representing the Colts at NFL Owners' Meetings, she serves on the league's Employee Benefits Committee. As the committee's youngest member, Jackson is responsible for administering club and league benefit plans, including plan design and amendment, benefit and administrative expense payments and employee eligibility issues. She graduated with honors in 2010 from Indiana University's School of Health, Physical Education & Recreation with a bachelor's degree in sports management and marketing. Jackson was born and resides in Indianapolis with her husband, Boyd Jackson, and their two daughters.

CHRIS BALLARD

GENERAL MANAGER

JOINED COLTS: 2017

YEARS IN THE NFL: 23rd Year

COLLEGE: Wisconsin

HOMETOWN: Texas City, Texas



Chris Ballard was hired as the general manager of the Indianapolis Colts on January 29, 2017. He is entering his 23rd NFL season and his seventh in his current role where he oversees all football operations.

In his first six years at the helm, Ballard has constructed teams that have won 46 games collectively, which includes three winning seasons and two playoff appearances.

Following the 2022 season, Ballard and his staff embarked on an in-depth coaching search that ended with former Philadelphia Eagles Offensive Coordinator Shane Steichen. Steichen brings 13 seasons of coaching experience and most recently helped lead the Eagles to an NFC Championship and Super Bowl appearance.

Ballard then led the charge to fortify the roster, starting with re-signing key veterans followed by free agent additions in defensive tackle Taven Bryan (Browns), defensive end Samson Ebukam (49ers), kicker Matt Gay (Rams) and quarterback

Gardner Minshew II (Eagles). Since 2021, Gay ranks first in the NFL in field goal percentage with a minimum of 55 field goals (93.8).

In the 2023 NFL Draft, Ballard added 12 selections to the roster, including Florida quarterback Anthony Richardson with the No. 4 overall pick. Richardson ranked as the No. 1 quarterback in the Relative Athletic Score system at the NFL Combine, which dates back to 1987. After trading down and gaining more picks, he then added lengthy, hometown cornerback JuJu Brents (second round) before selecting a speedy, shifty wide receiver in Josh Downs (third round). Ballard and his staff continued to build on both sides of the ball throughout the duration of the draft with the selections of tackle Blake Freeland (fourth round), defensive tackle Adetomiwa Adebawore (fourth round), cornerback Darius Rush (fifth round), safety Daniel Scott (fifth round), tight end Will Mallory (fifth round), running back Evan Hull (fifth round), defensive end Titus Leo (sixth round), cornerback Jaylon Jones (seventh round) and tackle Jake Witt (seventh round). The 12 total draft selections are the most by the Colts since the NFL went to a seven-round format in 1994.



In 2021, the Colts narrowly missed the postseason, but the team recorded top 10 finishes in points per game (26.5), rushing offense (149.4 yards per game) and defensive takeaways (33). Running back Jonathan Taylor, a 2020 second round draft choice, became the first Colts player to lead the NFL in rushing (1,811

yards) since Edgerrin James in 2000. Indianapolis tied for first in the NFL with five *Associated Press* All-Pro selections and led the league with seven players named to the Pro Bowl.

During the 2020 season, Indianapolis made an AFC Wild Card appearance following an 11-5 regular season record. The 11 wins were the most for the team dating back to 2014. Veteran quarterback Philip Rivers, who was signed by Ballard as a free agent in the offseason, completed 369-of-543 passes for 4,169 yards and 24 touchdowns. His completion percentage (68.0) ranked eighth in the NFL and was the second-best single-season mark in franchise history. Taylor ranked third in the NFL in rushing and became just the fifth rookie in franchise history to register a 1,000-yard season. Defensively, DeForest Buckner established a single-season franchise record for the most sacks by a defensive tackle (9.5) while Shaquille Leonard ranked eighth in the NFL in total tackles despite missing two games. On special teams, safety George Odum led the NFL with 20 special teams stops while kicker Rodrigo Blankenship set a new franchise rookie record for points scored (139), field goals made (32) and extra points made (43). In total, Ballard's nine NFL draft selections in 2020 combined to play in 85 contests with 36 starts.

Since his arrival in Indianapolis, Ballard has stressed the importance of winning the battle in the trenches. His theory held true in 2019 as the Colts finished with a top-10 rushing offense for the first time since 2001. Running back Marlon Mack also became the team's first 1,000-yard rusher since 2016. That same year, Indianapolis' offensive line was the only unit in the NFL to start the same five linemen in all 16 regular season games while tying for the ninth-fewest sacks allowed. On the defensive side of the ball, Ballard signed free agent defensive end Justin Houston following eight seasons in Kansas City. Houston led the Colts with 11.0 sacks, which marked



his fourth career double-digit sack season and his first since 2014. Houston also produced a streak of six consecutive games with a sack, the second-longest streak of his career. The team's 2019 draft class combined to play in 93 games.

In 2018, the Colts started the season with a 1-5 record, but won nine of their last 10 games to clinch a postseason berth. Indianapolis became the third team in NFL history to start the season with a 1-5 mark and reach the playoffs. The Colts then defeated the Houston Texans in a Wild Card contest and became the second team in league history to start 1-5 and win a playoff game. The team's success, due in part to Ballard's construction of the roster, earned him the Pro Football Writers of America Executive of the Year award.

Pivotal in the team's 2018 achievement was the 11-man NFL Draft class, which combined to play in 133 games (67 starts). The group was spearheaded by Nelson and Leonard who joined Pro Football Hall of Famers Dick Butkus and Gale Sayers (Chicago Bears, 1965) as the second pair of rookie teammates to be selected First Team All-Pro since *The Associated Press* started selecting All-Pro teams in 1940. Nelson was also selected to the Pro Bowl and Leonard was named the NFL's Defensive Rookie of the Year. The duo also earned All-Pro and Pro Bowl honors follow-

ing the 2019 season. Ballard made a trade with the New York Jets in March of 2018 to acquire the sixth overall pick (Nelson), in addition to two second round selections and a second round pick in 2019. Starting right tackle Braden Smith was selected with the acquired 37th overall selection.

Ballard navigated the organization through a challenging 2017 campaign. Through myriad injuries, the Colts witnessed the emergence of several free agents and draft selections. The team's 53-man roster for the regular season opener featured 30 new players compared to 2016's Week 1 roster. Ballard focused primarily on the defensive side of the ball in his first draft as six of the eight players selected competed on defense. In total, seven of Ballard's picks reached the active roster and combined to play in 82 games (17 starts). One of Ballard's first roster moves in Indianapolis came in early March, 2017 when he signed tight end Jack Doyle to a contract extension. Doyle went on to have a career year as he finished with 80 receptions for 690 yards and four touchdowns en route to his first career Pro Bowl. His reception total finished as the second-most in the league among tight ends and ranked as the second-most in franchise single-season history among players at his position. Doyle again made the Pro Bowl following the 2019 campaign. Ballard made one of his best roster moves eight days prior to the regular season opener when he acquired quarterback Jacoby Brissett in a trade with the New England Patriots. Brissett started 15 games and threw for 3,098 yards and 13 touchdowns. He ranked second in the league in passing touchdowns of 60-plus yards and was part of an offense that tied for the fourth-fewest giveaways in the NFL in 2017.

Under Ballard, the Colts have witnessed eight players earn 15 first or second-team All-Pro honors and 11 players garner 20 Pro Bowl selections. Following his first year as general manager, Ballard was nominated for the Pro Football Writers of America Jack Horrigan Award, which is given



to the league or club official for his or her qualities and professional style in helping the pro football writers do their job. He was nominated again following the 2018 campaign before winning the award following the 2019 season.

Ballard came to the Colts after a four-year stint with Kansas City, most recently as the director of football operations from 2015-16. He was promoted to the position after serving two seasons (2013-14) as the Chiefs director of player personnel. Ballard oversaw the college and pro scouting departments and worked directly with then-General Manager John Dorsey on player acquisition.

From 2013-16, the Chiefs won 43 games (fourth-most in the NFL), made three playoff appearances, won one AFC West Division title (2016) and had 15 players named to the Pro Bowl, including at least four in each season. Inheriting a team that went 2-14 in 2012, Ballard assisted in an overhaul of Kansas City's roster in 2013. By the end of the season, there were a total of 30 new players on the 53-man squad that went 11-5 and reached the playoffs as a Wild Card contender after finishing second in the AFC West. Ballard helped the Chiefs draft four Pro Bowl players in addition to acquiring three-time Pro Bowl (2013, 2016-17) quarterback Alex Smith in free agency in 2013.

Prior to Kansas City, Ballard began his NFL career with the Chicago Bears. In 12 seasons with the Bears personnel department, under the tutelage

of general manager Jerry Angelo, he served as the director of pro scouting (2012) and was the southwest area scout (2001-2011).

During Ballard's tenure in Chicago, the Bears reached the playoffs four times, winning four NFC North titles (2001, 2005, 2006 and 2010) and appeared in two NFC Championship games (2006 and 2010). The Bears won the NFC Championship in 2006 and faced the Colts in Super Bowl XLI in Miami.

With the Bears, Ballard helped draft numerous Pro Bowl players, including running back Matt Forte (2008), wide receiver Johnny Knox (2009), cornerback Charles Tillman (2003), defensive tackle Tommie Harris (2004), cornerback Nathan Vasher (2004) and defensive tackle Henry Melton (2009). He also assisted in many notable acquisitions and trades, including the signings of wide receiver Brandon Marshall, guard Jermon Bushrod, tight end Martellus Bennett, linebacker D.J. Williams and linebacker James Anderson.

Before entering player personnel, Ballard spent seven seasons (1994-2000) on the coaching staff at Texas A&M-Kingsville under Head Coach and College Football Hall of Famer Ron Harms. In 2000, he served as defensive coordinator after stints as the secondary coach (1995-99) and wide receivers coach (1994). During his time with the Javelinas, Ballard helped mentor future NFL players running back Richard Jones, wide receiver Karl Williams, cornerback Floyd Young and cornerback Al Harris. Texas A&M-Kingsville also produced 1996 first-round draft pick, guard Jermane Mayberry.

Ballard played four years of collegiate football at the University of Wisconsin, part of which

was under former head coach Barry Alvarez. He served as a student assistant his senior year after suffering multiple knee injuries prior to graduating with a Bachelor of Arts degree in 1993.

Ballard is a native of Texas City, Texas. He and his wife, Kristin, reside with their five children in Westfield, Ind. The Ballard family is active in the community and have worked with many organizations, including Books for Youth, Hands of Hope, Habitat for Humanity, Make-A-Wish and Gleaners Food Bank. In addition, the Ballards also host the "Huddle For Hope" community ticket block at Colts home games.

CAREER EXPERIENCE:

1994	Texas A&M-Kingsville	Wide Receivers
1995-1999	Texas A&M-Kingsville	Secondary
2000	Texas A&M-Kingsville	Defensive Coordinator
2001-2011	Chicago Bears	Southwest Area Scout
2012	Chicago Bears	Director of Pro Scouting
2013-2014	Kansas City Chiefs	Director of Player Personnel
2015-2016	Kansas City Chiefs	Director of Football Operations
2017-2023	Indianapolis Colts	General Manager



PETE WARD

CHIEF OPERATING OFFICER

Pete Ward is entering his 43rd season with the Indianapolis Colts in 2023. He was promoted to chief operating officer in 2010 after serving as the club's senior executive vice president since 2001. Ward's duties and experiences have been wide-ranging and diverse and touch all areas of the organization. He began his affiliation with the Colts in 1981 as a summer and seasonal intern in the team's public relations department. Following his graduation from the University of Virginia, Ward was hired as the club's administrative assistant. He was promoted to director of operations shortly after the team's arrival in Indianapolis in March 1984. Ward then was named vice president of administration in 1997. In addition to general administrative management, he served as the point person for the team on the design and construction of Lucas Oil Stadium. In 2012, Ward was named the development chair for the Indiana University Simon Comprehensive Cancer Center, a 42-person panel charged with raising money for one of the nation's leading cancer centers. In addition, he serves on the boards of USA Football, the Central Indiana Corporate Partnership and the Indianapolis Zoo. Ward also served as the team's liaison with the City of Indianapolis as it hosted its first ever Super Bowl (XLVI). He and his wife, Lena, have a daughter, Mady, and a son, Sam. Ward was born in New Orleans and was raised in Carmel, Calif.



DAN EMERSON

CHIEF LEGAL OFFICER

Dan Emerson has represented the Colts since March 1984, when the club moved to Indianapolis. He enters his seventh season as the team's chief legal officer after being named to the position in 2016. Prior to that, Emerson served four years as vice president and general counsel and nine years as general counsel. For nearly 35 years, he practiced law with the Indianapolis firm Bose McKinney & Evans, where he chaired the Employment Law and Sports & Entertainment Law groups and served on the firm's executive committee. After graduating from Macalester College, where Emerson played football and baseball, Emerson attended law school at Indiana University in Bloomington. He is a member of the Sports Lawyers Association, as well as the Indianapolis, Indiana, American, Federal, and Seventh Circuit bar associations, and is a past chairman of both the Indiana and Indianapolis Bar Associations' Labor & Employment Law sections. Emerson is listed in *Best Lawyers in America* and is a Distinguished Fellow of the Indianapolis Bar Foundation. He also is active in various community organizations and served as board chair of the Indiana Repertory Theatre. Born in Wichita Falls, Texas, Emerson resides near Indianapolis with his wife, Ginny. They have two daughters, Emily (married to Brian Ferris) and Ashley (married to Kevin Gilles), and six grandchildren, Riley Gilles, Caroline Gilles, Cameron Gilles, Reagan Ferris, Isla Ferris, and Maxwell Ferris.



DAN LUTHER

SPECIAL COUNSEL

Dan Luther enters his 21st season as special counsel to the Colts. Luther, a partner in the Chicago-based firm of Mayer Brown LLP, has represented Colts Owner & CEO Jim Irsay in legal matters since 1988 and represented the Colts in the negotiations that led to the construction of Lucas Oil Stadium. Luther was selected by his peers for inclusion in the 24th edition of *The Best Lawyers in America* for his work in sports law and trusts and estates. He was also named the *Best Lawyers' Chicago Sports Law "Lawyer of the Year"* in both 2018 and 2020. Luther graduated *magna cum laude* from Georgetown University with a bachelor's degree in government and economics and a subsequent law degree. He was raised in Sayreville, N.J. Luther and his wife, Cathy, have two adult children, Meg and Joe, and reside in River Forest, Ill.



EJ TOLENTINO

CHIEF FINANCIAL OFFICER

EJ Tolentino is in his third season with the Colts as chief financial officer. He joined the Colts with 20 years of experience providing audit, risk management, strategic planning and consulting services for private and public clients and organizations. Most recently, Tolentino was a principal with CliftonLarsonAllen, where he served as leader of the firm's financial services group, as well as the Colts' outside auditor for 14 years. He previously worked as a senior associate with KPMG. A Hoosier native, Tolentino is a graduate of the Indiana University Kelley School of Business and a licensed Certified Public Accountant. He and his wife, Mandi, have two children, Olivia and Drew.



ROGER VANDERSNICK

CHIEF SALES AND MARKETING OFFICER

Roger VanDerSnick enters his seventh season as the Colts' chief sales and marketing officer. An Indiana native, he came to the Colts with more than 30 years of experience in the sales and marketing field. VanDerSnick previously was with global sports marketing agency International Management Group (IMG), where he was the chief sales and marketing officer of IMG College. In addition to driving significant sales growth, he developed and implemented IMG College's national sales platform, designed a regional sales management structure for 90 universities and implemented a CRM sales management system for the 325-plus person sales and marketing organization. Before IMG, VanDerSnick held a variety of roles, most

recently as executive vice president and chief operating officer, with International Speedway Corporation, owner and operator of 12 speedways and 100-plus motorsports events every year. He previously was with NASCAR, last serving as vice president of marketing, where he participated in all strategic initiatives, sponsorship sales, marketing plans, media rights negotiations, licensing and new business initiatives. VanDerSnick began his career at Procter & Gamble and held a number of manufacturing roles before transitioning into marketing and running a number of businesses as brand manager. He graduated *cum laude* with a degree in mechanical engineering from Rose-Hulman Institute of Technology, where he also earned all-conference honors on the football team. A board member of the Indianapolis Chamber of Commerce and the 500 Festival, VanDerSnick has two daughters, Megan and Nicole, and resides in Indianapolis with his wife, Dawn.

COLTS ADMINISTRATION



Matthew Boothby
Vice President of
Information Technology



Steve Campbell
Vice President of
Communications &
External Affairs



Matt Conti
Vice President of
Football
Communications



Larry Hall
Vice President of
Special Projects &
Historical Affairs



Lindsey Hammond
Vice President of
Finance



**Dave
Knickerbocker**
Vice President of
Content & Production



Ryan Lobsiger
Vice President of
Corporate
Partnerships



Jasmine Park
Vice President of
People and Culture



**Stephanie
Pemberton**
Vice President of
Marketing



Charlie Sungho Shin
Vice President of Data
Strategy & Analytics



Jim Van Dam
Vice President of Ticket
Sales & Service

**DEFOREST
BUCKNER**

DEFENSIVE TACKLE

COACHING STAFF



SHANE STEICHEN

HEAD COACH

JOINED COLTS: 2023

COACHING EXP: 14th year

COLLEGE: UNLV

HOMETOWN: Sacramento, Calif.



Shane Steichen was hired as head coach of the Indianapolis Colts on February 14, 2023. He has 13 years of coaching experience, including the last 12 seasons in the NFL.

Steichen served as the offensive coordinator of the Philadelphia Eagles the last two seasons and helped the team reach Super Bowl LVII in 2022.

During his two seasons as offensive coordinator, Steichen coordinated an offense that ranked first in the NFL in rushing yards per game (153.6), rushing yards (5,224) and rushing touchdowns (57) over that time frame. Philadelphia also ranked tied for first in fewest interceptions (19) and third in fourth down conversion percentage (58.92 percent). Additionally, the Eagles offense set new single-season franchise records in third down conversion percentage in back-to-back seasons.

In 2022, he guided a Philadelphia offense that finished in the top 10 in numerous categories, including yards per game (389.1 – third), points per game (28.1 – third), rushing yards per game (147.6 – fifth), passing yards per game (241.5 – ninth), fewest turnovers (19 – tied-fifth), first downs per game (22.6 – third), third down percentage (franchise-record 45.95 percent – fourth), fourth down percentage (68.75 percent – fourth), red zone percentage (67.80 percent – third), goal to go percentage (82.35 percent – fifth), points scored on their first offensive possession (62 – first) and plays of 10+ yards (253 – second). The Eagles were one of just two teams to finish in the top 10 in rushing yards per game and passing yards per game.

Steichen worked with quarterback Jalen Hurts, who set single-season career highs in every passing category, including completions (306), passing yards (3,701), passing touchdowns (22), completion percentage (66.5) and passer rating (101.5). Hurts also had a team high and single-season career-high 13 rushing touchdowns. He finished fourth in the NFL in passer rating and 10th in

passing yards.

Philadelphia was one of just two teams to have two 1,000-yard receivers (A.J. Brown and DeVonta Smith) as well as a 1,000-yard rusher (Miles Sanders). In his first season with Philadelphia, Brown established single-season career highs in receptions (88) and receiving yards (1,496), while tying his single-season career high in receiving touchdowns (11). Smith also had a career year as he caught 95 passes for 1,196 yards and seven touchdowns (all single-season career highs). Brown (fourth) and Smith (ninth) each ranked in the top 10 in receiving yards and Brown tied for third in receiving touchdowns. Sanders finished fifth in the league in rushing after registering 259 carries for 1,269 yards (4.9 avg.) and 11 touchdowns (all single-season career highs).



FROM 2020-21, THE EAGLES RANKED FIRST IN THE NFL IN RUSHING YARDS PER GAME (153.6), RUSHING YARDS (5,224) AND RUSHING TOUCHDOWNS (57).

The Eagles led the NFL with eight total Pro Bowl selections in 2022, which included six on offense in Brown, Landon Dickerson, Hurts, Lane Johnson, Jason Kelce and Sanders. Additionally, Johnson (First Team), Kelce (First Team), Brown (Second Team) and Hurts (Second Team) each earned Associated Press All-Pro honors.

In his first season in Philadelphia, Steichen orchestrated the NFL's most productive rushing offense, as the Eagles led the league with a franchise-record 2,715 rushing yards. Philadelphia ranked fourth in third down percentage (then-team-record 45.7 percent), eighth in red zone percentage (62.3 percent) and fifth in fewest turnovers (16).

In 2021, Steichen was instrumental in the development of Hurts, who completed 265-of-432 passes for 3,144 yards with 16 touchdowns and nine interceptions for an 87.2 passer rating in his first season as a starter. Hurts also registered 784 rushing yards and 10 touchdowns. He became just the eighth quarterback in NFL history to register 3,000 passing yards and 750 rushing yards in a season. Hurts also became the youngest Eagles quarterback to ever start in a playoff game.

Smith, whom the team selected with the 10th overall pick of the 2021 NFL Draft, registered 64 receptions for 916 yards and five touchdowns. He set the franchise rookie record in receiving yards. Tight end Dallas Goedert totaled 56 receptions for 830 yards and four touchdowns. Goedert's 830 receiving yards were a single-season career high and ranked fifth in the league among tight ends. Steichen also helped Kelce (First Team) and Johnson (Second Team) each earn Associated Press All-Pro recognition. Kelce was also selected to the Pro Bowl.

Prior to Philadelphia, Steichen spent seven seasons (2014-20) with the Los Angeles/San Diego Chargers where he served as offensive coordinator (2020), interim offensive coordinator (2019), quarterbacks coach (2016-19) and offensive quality control/wide receivers (2014-15). The Chargers offense finished in the top 10 in passing yards per game in each of his seven years on the offensive staff, including the league's best in 2017.

In Steichen's first full season as the Chargers' offensive coordinator, Los Angeles finished in the top 10 in yards per game (382.1 – ninth), passing yards per game (270.6 – sixth), first downs per game (23.3 – sixth), third down percentage (44.2 percent – ninth) and fewest turnovers (16 – tied-fourth).

In 2020, Steichen worked with quarterback Justin Herbert, whom the team selected with the sixth overall pick of the 2020 NFL Draft. The 2020 Associated Press Offensive Rookie of the Year completed 396-of-595 passes for 4,336 yards with 31 touchdowns and 10 interceptions for a 98.3 passer rating. Herbert set NFL rookie records in completions and passing touchdowns, while registering the second-most passing yards by a rookie in league history (Andrew Luck – 4,374). He finished in the top 10 in the league in completions (fourth), passing yards (sixth) and passing touchdowns (10th). Additionally, wide receiver Keenan Allen caught 100 passes for 992 yards and eight touchdowns en route to Pro Bowl honors.

Steichen assumed the Chargers' offensive coordinator duties in an interim capacity for the final eight games of the 2019 season. During his tenure as play caller, the unit ranked fifth in the league in total yards per game (384.3), sixth in passing yards per game (272.1) and seventh in third down percentage (42.7 percent).

Prior to becoming offensive coordinator, Steichen was the Chargers' quarterbacks coach from 2016-19 and worked with former Colts quarterback Philip Rivers. Over those four seasons, Rivers ranked second in passing yards (17,824), fourth in completions (1,446) and fourth in touchdown passes (116). He was selected to three consecutive Pro Bowls from 2016-18.

As the league's top ranked passing offense in 2017 (276.9 yards per game), Rivers completed 360-of-575 passes for 4,515 yards with 28 touchdowns and 10 interceptions for a 96.0 passer rating. In 2016, Rivers registered the second-most passing touchdowns of his career (33) while completing 349-of-578 passes for 4,386 yards.

From 2014-15, Steichen served as an offensive quality control coach for the Chargers and worked primarily with the wide receivers. In 2015, Allen played in the first eight games of the season and caught 67 passes for 725 yards and four touchdowns before being placed on the team's season-ending Injured Reserve list. In 2014, San Diego had four players, including three wide receivers (Allen, Eddie Royal and Malcom Floyd), reach 50+ receptions for just the fourth time in team history.

In 2013, Steichen assisted the quarterbacks as an offensive quality control coach with the Cleveland Browns. Despite multiple injuries at the position, the Browns had three starting quarterbacks (Jason Campbell, Brian Hoyer and Brandon Weeden) each post 300-yard passing performances for the first time in franchise history (sixth instance in NFL history).

STEICHEN SPENT SEVEN SEASONS (2014-20) WITH THE LOS ANGELES/SAN DIEGO CHARGERS. THE CHARGERS OFFENSE FINISHED IN THE TOP 10 IN PASSING YARDS PER GAME IN EACH OF HIS SEVEN YEARS ON THE OFFENSIVE STAFF, INCLUDING THE LEAGUE'S BEST IN 2017 (276.9).

Steichen began his NFL career as a defensive assistant with the Chargers (2011-12) after spending one season as a full-time offensive assistant at Louisville (2010). He also served as an offensive graduate assistant (2008-09) and student graduate assistant (2007) at his alma mater, UNLV.


As a four-year letterman (2003-06) at quarterback for the Rebels, Steichen left as the school's 12th all-time leading passer with 2,755 yards and 22 touchdowns. He also registered 399 rushing yards and five touchdowns.

A native of Sacramento, Calif., Steichen earned his degree in journalism and media studies from UNLV. He attended Oak Ridge High School in El Dorado Hills, Calif., and earned area MVP honors from the *Sacramento Bee* after leading his squad to a conference sectional title in 2002.

Steichen and his wife, Nina, have a son, Hudson, and a daughter, Stella. Steichen's older brother, Sean, was a punter at Boise State.

FRANCHISE RECORD IN CONSECUTIVE YEARS

With **Steichen** coordinating the offense, the Eagles set single-season franchise records in third down conversion percentage in back-to-back years (2021-22).



COACHING CAREER

2010	Louisville	Offensive Assistant
2011-2012	San Diego Chargers	Defensive Assistant
2013	Cleveland Browns	Offensive Quality Control/ Quarterbacks
2014-2015	San Diego Chargers	Offensive Quality Control/ Wide Receivers
2016-2019	San Diego/Los Angeles Chargers	Quarterbacks
2019	Los Angeles Chargers	Interim Offensive Coordinator
2020	Los Angeles Chargers	Offensive Coordinator
2021-2022	Philadelphia Eagles	Offensive Coordinator
2023	Indianapolis Colts	Head Coach

COLTS COACHING HISTORY

REGULAR SEASON AND POSTSEASON

HEAD COACH	YEARS	RECORD	ASSISTANTS
Cecil Isbell	1947-49	9-22-1	N. Campofreda; D. Edmunds; A. Hewlitt; J. Hunt; J. Taylor (1947); T. Stidman (1947-48); L. Defilippo (1948); B. Conkright; W. Driskill; M. Michalske; C. O'Rourke (1949)
*1 Walter Driskill	1949	1-7	
Clem Crowe	1950	1-11	J. Hunt; W. Millner; R. Pirro
Keith Molesworth	1953	3-9	O. Douglas; R. Richards; N. Wasyluk
Weeb Ewbank	1954-62	61-52-1	R. Murphy; J. Thomas (1954); F. Cumiskey; C. Winner (1954-62); T. Hughes (1955); F. Lauterbur (1955-56); H. Ball (1956-62); J. Bridgers; B. Shaw (1957-58); D. McCafferty; J. Sandusky (1959-62)
Don Shula	1963-69	73-26-4	G. Marchetti; J. Mutscheller; B. Pellington (1963); C. Winner (1963-65); D. McCafferty; J. Sandusky (1963-69); B. Arnsparger; D. Bielski (1964-69); C. Noll (1966-68); B. Boyd (1969)
Don McCafferty	1970-72	26-11-1	L. Rymkus (1970); D. Bielski; B. Boyd; H. Bullough; J. Idzik;
*2 John Sandusky	1972	4-5	J. Sandusky (1970-72); B. (Red) Miller (1971-72)
Howard Schnellenberger	1973-74	4-13	R. Callahan; B. Franklin; D. Voris (1973); P. McCulley; G. Sefcik; G. Young (1973-74); D. Doll; F. Lauterbur;
*3 Joe Thomas	1974	2-9	J. Smith (1974)
Ted Marchibroda	1975-79	41-36	P. McCulley; J. Smith (1975-76); F. Lauterbur (1975-77); W. Dovell (1975-78); M. Baughan; G. Boutselis (1975-79); D. Bielski; E. Khayat (1977-79); R. Hawkins (1978); J. Symank; E. Zwahlen (1979)
Mike McCormack	1980-81	9-23	D. Bielski; G. Boutselis; J. Idzik; E. Khayat; J. Symank; J. Vitt; C. Weber; R. Wietacha (1980-81); B. Boyd; C. Powers (1981)
Frank Kush	1982-84	11-28-1	B. Carson (1982); B. Valsente (1982-83); Z. Bratkowski; G. Cunningham; H. Hunter; R. Mann; R. Theder; R. Venturi; M. Westhoff (1982-84); G. Catavolos (1984)
*4 Hal Hunter	1984	0-1	
Rod Dowhower	1985-86	5-24	S. Sidwell (1985); J. Becker; G. Catavolos; G. Hill; T. Lovat; B. Matthews; C. Myers; K. Rowen; R. Venturi; T. Zupancic;
*5 Ron Meyer	1986	3-0	J. Marshall (1986)
Ron Meyer	1987-91	33-36	J. Becker; G. Hill; T. Lovat; J. Marshall; C. Myers; K. Rowen (1987-88); L. Burtnett; G. Catavolos; R. Venturi; T. Zupancic; G. Briner (1989); L. Kennan; D. Scarnecchia (1989-90); M. Jackson; B. Muir; B. Seely (1989-91); D. Ahrens; S. Croom; S. Furness (1991)
*6 Rick Venturi	1991	1-10	
Ted Marchibroda	1992-95	32-35	A. Gibbs (1992); G. Catavolos; D. Painter; F. Peay; J. Robertson; B. Seely; R. Venturi (1992-93); N. Nicolau (1992-94); R. Blackledge; G. Huey; T. Zupancic; F. Bruney (1993-95); T. Batta; G. Blache; J. Johnson; H. Kuhlmann; J. Robinson; P. Thomas; V. Tobin (1994-95); L. Infante (1995)
Lindy Infante	1996-97	12-21	F. Bruney (1996); T. Batta; G. Blache; R. Blackledge; C. Bresnahan; C. Davis; B. Geis; G. Huey; J. Johnson; H. Kuhlmann; J. Robinson; P. Thomas; T. Zupancic; J. Robertson (1997)
Jim Mora	1998-01	32-34	G. Blache; R. Tillman; T. Zupancic (1998); B. Arians (1998-00); G. Catavolos; G. Huey; T. Marciano; T. Moore; H. Mudd; M. Murphy; J. Norvell; J. Pagano; K. Spencer; J. Torine (1998-01); V. Fangio; T. Grantham (1999-01); R. Howell (2000-01); J. Hufnagel (2001)

Tony Dungy	2002-08	92-33	C. Foerster (2002-03); D. Reynolds (2002-06); J. Caldwell; C. Christensen; R. Howell; G. Huey; R. Meeks; T. Moore; H. Mudd; M. Murphy; R. Purnell; J. Teerlinck; R. Thomas; J. Torine; A. Williams (2002-07); P. Metzelaars (2004-08); L. Frazier (2005-06); R. Perry; B. Teerlinck; C. Woods (2007-08); F. Reich (2008)
Jim Caldwell	2009-11	28-24	H. Mudd (2009); G. Huey; T. Moore (2009-10); C. Christensen; L. Coyer; R. Howell; P. Metzelaars; M. Murphy; R. Perry; F. Reich; R. Rychleski; B. Teerlinck; J. Teerlinck; R. Thomas; J. Torine; A. Williams (2009-11); J.B. Cooter; R. Prince; R. Turner (2010-11); D. Fitzsimmons; D.Walker (2011)
Chuck Pagano	2012-17	56-46	R. Anderson (2012-15); B. Arians (2012); T. Berbenich (2013-17); J. Bettcher (2012); B. Boyer (2012-15); C. Christensen (2012-15); R. Chudzinski (2014-17); M. Drayton (2016-17); G. Emanuel; J. FitzGerald (2012-15); J. Gilbert; M. Gillhmer (2012-15); F. Giufre; H. Goodwin (2012); P. Hamilton (2013-15); J. Herrmann (2016-17); J. Hostler (2015-17); R. Howell; L. Hull (2016); H. Hunter (2013-15); D. Krein (2016-17); S. Lal (2017); M. Maalouf (2012); G. Manusky (2012-15); R. Marandino (2012-15); R. Mathis (2017); T. McMahon (2013-17); T. Monachino (2016-17); J. Philbin (2016-17); R. Podell (2017); J. Popovich (2017); A. Roberts (2012-15); B. Schottenheimer (2016-17); J. Singleton (2016-17); S. Terlecky (2016-17); D. Walker (2012-14); B. White; C. Williams (2012-15); G. Williams (2016-17)
*7 Bruce Arians	2012	9-3 (Wins credited to Pagano)	
Frank Reich	2018-22	40-33-1	K. Adams (2019-22); B. Baker (2020-21); D. Borgonzi (2018-21); T. Boyles (2020-22); G. Bradley (2022); M. Brady (2018-22); B. Bratton (2022); D. DeGuglielmo (2018); M. Eberflus (2018-21); Z. Fakes (2019-22); P. Frazier; J. Fox (2022); J. Gannon (2018-20); M. Groh (2020-21); J. Hastings (2021-22); R. Howell; B. Johnson (2018); J. Johnson (2019-21); R. Jones; C. June (2022); S. Khyam (2022); N. Landry (2021); T. Manning (2018); R. Mathis (2018); K. Mawae (2021-22); D. McKenney; J. Michael (2019-20); S. Milanovich (2021-22); R. Milus (2022); M. Mitchell (2022); S. Montgomery (2021-22); N. Ollie (2022); D. Overstreet II (2018-21); K. Patullo (2018-20); M. Phair (2018-19); R. Podell (2018-20); M. Raich (2020-22); T. Rathman (2018-20); F. Ross (2018-20); J. Rowe (2021); N. Sirianni (2018-20); R. Smith (2022); C. Strausser (2019-22); P. Taylor (2021); G. Twynen (2018-19); B. Ventrone; R. Wayne (2022); A. Williams (2018-21)
*8 Jeff Saturday	2022	1-7	
Shane Steichen	2023	0-0	G. Bradley; B. Bratton; J. Cooter; Z. Fakes; C. Gelman; J. Hastings; R. Howell; T. Ingels; B. Jackson; R. Jones; C. June; S. Khyam; T. Manning; B. Mason; P. McCollum; D. McKenney; R. Milus; M. Mitchell; N. Ollie; M. Raich; D. Smith; R. Smith; T. Sparano Jr.; C. Turner; C. Watt; R. Wayne

*1 Succeeded Isbell for last eight games
 *2 Succeeded McCafferty for last nine games
 *3 Succeeded Schnellenberger for last 11 games
 *4 Succeeded Kush for last game

*5 Succeeded Dowhower for last three games
 *6 Succeeded Meyer for last 11 games
 *7 Filled in for an ill Pagano for 12 games (Weeks 5-16)
 *8 Succeeded Reich for last eight games

COACHING STAFF



GUS BRADLEY

DEFENSIVE COORDINATOR

JOINED COLTS: 2022
COACHING EXP: 34th year
COLLEGE: North Dakota State
HOMETOWN: Zumbrota, Minn.



- Enters his second season as defensive coordinator for the Colts. Has 33 years of coaching experience, including the last 17 seasons in the NFL.
 - In 2022, he guided a defense that finished the season in the top 10 in the league in sacks (44 – tied-10th), tackles for loss (91 – fifth), forced fumbles (13 – tied-eighth) and fumble recoveries (11 – tied-fourth). It was the most sacks by the franchise in a single season since 2005.
 - Spent one season as the defensive coordinator with the Las Vegas Raiders (2021) after spending four seasons in the same role with the Los Angeles Chargers (2017-20).
 - From 2017-20, his defensive unit ranked in the top 10 in pass defense each season and in total defense for three consecutive seasons (2018-20).
 - Prior to Los Angeles, he served as the head coach with the Jacksonville Jaguars (2013-16), the defensive coordinator for the Seattle Seahawks (2009-2012) and served in various roles with the Tampa Bay Buccaneers (2006-08).
-
- Preceding his NFL coaching career, he spent 12 seasons (1996-2005, 1990-91) at North Dakota State and four years at Fort Lewis College (1992-95).
 - Was a safety and punter at North Dakota State from 1984-88. He helped the Bison win NCAA Division II Football Championships in 1985, 1987 and 1988, while garnering Academic All-North Central Conference honors four times.

JIM BOB COOTER

OFFENSIVE COORDINATOR

JOINED COLTS: 2023
COACHING EXP: 16th year
COLLEGE: Tennessee
HOMETOWN: Fayetteville, Tenn.



- He rejoins the Colts in 2023 as the team's offensive coordinator after previously serving three seasons (2009-2011) as an offensive assistant in Indianapolis. He has 15 years of coaching experience, including the last 13 seasons in the NFL.
 - Served as passing game coordinator with the Jacksonville Jaguars in 2022. The Jaguars offense finished in the top 10 in yards per game (357.4 – 10th), passing yards per game (232.9 – 10th), fewest sacks allowed (28 – fifth), third down percentage (41.86 – ninth) and points per game (23.8 – 10th).
 - Prior to Jacksonville, Cooter was a coaching consultant with the Philadelphia Eagles in 2021.
 - He was the running backs coach for the New York Jets for two seasons (2019-20), where he worked with former Colts running back Frank Gore.
-
- Prior to New York, he spent five seasons with the Detroit Lions as offensive coordinator (2015-18) and quarterbacks coach (2014-15).
 - Served as an offensive assistant with the Denver Broncos for one season (2013) after working as an offensive quality control coach in 2012 with the Kansas City Chiefs.
 - Began his NFL coaching career in Indianapolis as an offensive assistant from 2009-2011 and helped the team earn a Super Bowl XLIV appearance.
 - A former quarterback (2002-06) at the University of Tennessee, Cooter began his coaching career at his alma mater as a graduate assistant from 2007-08.

BRIAN MASON

SPECIAL TEAMS COORDINATOR

JOINED COLTS: 2023
COACHING EXP: 14th year
COLLEGE: Denison
HOMETOWN: Zionsville, Ind.



- Enters his first season with the Colts as the team's special teams coordinator. He has 13 years of collegiate coaching experience.
 - Spent the 2022 season as Notre Dame's special teams coordinator and was named the *FootballScoop* Special Teams Coordinator of the Year after the Fighting Irish special teams unit tallied seven blocked punts, which tied for first in the nation.
 - Prior to Notre Dame, he spent five seasons at Cincinnati as the special teams coordinator (2018-21) and director of recruiting (2017).
 - In 2021, he was a finalist for the Special Teams Coordinator of the Year by *FootballScoop* after he helped guide the team to an undefeated regular season and reach the College Football Playoff Semifinals.
 - Prior to joining Cincinnati, Mason served as a graduate assistant at Ohio State (2015-16), Purdue (2013-14) and Kent State (2012).
-
- Attended Denison University and played running back for two seasons (2005-06) before suffering an injury and transitioning into a student assistant role his last two years (2006-07).

COACHING STAFF



MICHAEL BLAZEJOWSKI

ASSISTANT SPORTS SCIENCE/
ANALYTICS

JOINED COLTS: 2022
COACHING EXP: 4th year
COLLEGE: Springfield College
HOMETOWN: Palmer, Mass.



- Enters his second season with the Colts and his first as assistant sports science/analytics.
- Previously served as a graduate assistant at Springfield College (2021).
- Has completed internships with University of Tennessee (2021), Minnesota (2020), Vanderbilt (2019) and the University of Massachusetts (2018). Also briefly spent time with the DC Defenders in 2020.
- Played long snapper at Springfield College from 2017-2020.
- Graduated from Springfield with a degree in exercise science and a master's in strength and conditioning. Is CSCS, USAW and FMS certified.

BRIAN BRATTON

OFFENSIVE QUALITY CONTROL -
WIDE RECEIVERS

JOINED COLTS: 2022
COACHING EXP: 11th year
COLLEGE: Furman
HOMETOWN: Martinez, Ga.




- Enters his second season with the Colts and his first as offensive quality control coach - wide receivers. He served as Indianapolis' offensive quality control coach in 2021. Has 10 years of coaching experience.
- Spent seven seasons at his alma mater, Furman, in a variety of roles, including passing game coordinator/wide receivers coach (2021), special teams coordinator/wide receivers coach (2016-20) and wide receivers coach (2015).
- Participated in the Bill Walsh Diversity Coaching Fellowship with the Los Angeles Chargers (2019) and Baltimore Ravens (2017).
- Began his coaching career as the wide receivers coach/special teams coordinator at North Greenville University (2013-14).
- Played six seasons (2007-2012) in the Canadian Football League with the Montreal Alouettes and caught 263 passes for 3,127 yards and 23 touchdowns. Named the league's 2012 Tom Pate Award winner.

ZANE FAKES

STRENGTH AND CONDITIONING
ASSISTANT

JOINED COLTS: 2018
COACHING EXP: 6th year
COLLEGE: Ball State
HOMETOWN: Plainfield, Ind.



- Enters his sixth season with the Colts and his fifth as the club's strength and conditioning assistant. He assists with all aspects of sports performance and the strength and conditioning program.
- Before Indianapolis, served as a strength and conditioning graduate assistant at his alma mater, Ball State, from 2015-17.
- Played tight end for five years (2009-2013) at Ball State and totaled 130 receptions for 1,185 yards and nine touchdowns. Earned First Team All-MAC twice (2012, 2013) and Capital One First Team Academic All-America honors in 2013.
- Graduated from Ball State with a degree in exercise science and a master's in sport administration. Is CSCS, USAW and FMS certified.

JOE HASTINGS

ASSISTANT SPECIAL TEAMS

JOINED COLTS: 2021
COACHING EXP: 8th year
COLLEGE: Washburn
HOMETOWN: Wichita, Kan.



- Is in his third season with the Colts as assistant special teams coach. Has seven years of coaching experience as well as two seasons in player personnel.
- In 2022, the Colts led the NFL in kickoff return average (27.8) and the unit finished fifth in the NFL in average starting field position after a kickoff (24.6). Assisted a special teams unit in 2021 that was named second-best in the NFL in Rick Gosselin's annual report.
- Spent six seasons in the collegiate ranks with Mississippi (2020), Indiana State (2018-19) and Michigan (2015-17).
- Started his post-playing career working in pro personnel with the Philadelphia Eagles in 2014.

- Played three seasons in the NFL with the Miami Dolphins (2013) and San Francisco 49ers (2011-13).
- Competed in 34 games at Washburn University (2005-2010) and accumulated 119 receptions for 2,033 yards and 17 touchdowns. He was inducted into the school's Athletic Hall of Fame in 2021.

COACHING STAFF



RICHARD HOWELL

HEAD STRENGTH AND CONDITIONING

JOINED COLTS: 2000
COACHING EXP: 30th year
COLLEGE: Davidson
HOMETOWN: Bladenboro, N.C.



- Is in his 24th season on the Colts strength staff and his sixth as head strength and conditioning coach.
- Also assisted in coordinating player development programs, one of which was honored by the NFL in 2009 as the league's Outstanding Financial Education Program.
- Previously served as a graduate assistant at the University of North Carolina and was the head strength and conditioning coach for the Barcelona Dragons of NFL Europe in 1999.
- Started his coaching career as an assistant coach at his alma mater, Davidson, from 1994-98 and spent the summer of 1997 as an intern in the Carolina Panthers scouting department.
- Played quarterback at Davidson (1990-93) and was a senior team captain.

TJ INGELS

ASSISTANT TO THE HEAD COACH

JOINED COLTS: 2023
COACHING EXP: 1st year
COLLEGE: Wisconsin
HOMETOWN: Sheboygan, Wis.



- Enters his first season with the Colts as assistant to the head coach. He has 10 years of football operations experience at the collegiate level.
- Most recently, Ingels served as the director of football operations at his alma mater, Wisconsin, for the last eight seasons (2015-22). He was responsible for coordinating the day-to-day operation of the Badgers football program.
- In 2014, Ingels was the director of football operations at the University of Pittsburgh, where he worked under former Wisconsin Head Coach Paul Chryst.
- Prior to Pittsburgh, Ingels served as an offensive graduate assistant at North Carolina State in 2013, eventually earning the title of director of recruiting operations for the Wolfpack.
- Spent two seasons (2011-12) with the San Francisco 49ers as an equipment intern.

BRENT JACKSON

DEFENSIVE QUALITY CONTROL

JOINED COLTS: 2022
COACHING EXP: 9th year
COLLEGE: Louisiana
HOMETOWN: Lafayette, La.




- Enters his second season with the Colts and his first as defensive quality control coach. In 2022, he served as one of two inaugural Tony Dungy Diversity Coaching Fellows.
- Prior to Indianapolis, Jackson was a graduate assistant working with the defensive backs at Oregon after serving in the same role at Auburn in 2021.
- Spent two years at Illinois as a defensive analyst (2020) and graduate assistant working with the defensive backs (2019).
- Coached four seasons at his alma mater, Louisiana, as a defensive analyst (2018) and defensive student assistant (2015-17).
- Earned his master's of kinesiology in sport management from LSU (2020) and a bachelor's of kinesiology in sport management from Louisiana (2018).

RUSTY JONES

DIRECTOR OF SPORTS PERFORMANCE

JOINED COLTS: 2018
COACHING EXP: 42nd year
COLLEGE: Springfield College
HOMETOWN: Berwick, Maine



- Is in his sixth season with the Colts as director of sports performance. Has 33 years of NFL experience with the Colts (2018-22), Bears (2005-2012) and Bills (1985-2004).
- Was named the recipient of the 2016 NFL Strength and Conditioning Lifetime Achievement award.
- Was named the 2006 National Professional Strength and Conditioning Coach of the Year by the Professional Football Strength and Conditioning Coaches Society in February of 2007.
- One of the most well-respected strength, conditioning and nutrition experts in the business. His philosophy focuses on specific nutritional and workout programs for each player to maximize performance and maintain health.

COACHING STAFF



CATO JUNE

ASSISTANT LINEBACKERS

JOINED COLTS: 2022
COACHING EXP: 13th year
COLLEGE: Michigan
HOMETOWN: Washington, DC



- Enters his second season with the Colts as assistant linebackers coach.
- In 2022, June worked with Zaire Franklin, who set the single-season franchise tackle record (166) and finished fourth in the NFL in tackles.
- Prior to Indianapolis, he coached at the collegiate level at Bowling Green (2021), Massachusetts (2020) and Howard (2016-19).
- Started his coaching career at the high school level at Anacostia (Washington, DC) High School (2011-14) and also served as the head coach at Charles Herbert Flowers (Md.) High School for one season (2015).
- Played seven seasons in the NFL with the Bears (2009), Buccaneers (2007-08) and Colts (2003-06) and compiled 490 tackles (343 solo), 3.0 tackles for loss, 1.0 sack, 26 passes defended, 12 interceptions (two returned for touchdowns), three forced fumbles and three fumble recoveries.
- Named AP Second Team All-Pro and a Pro Bowl selection in 2005.
- Selected by the Colts in the sixth round (198th overall) of the 2003 NFL Draft.

SAM KHYM

FUNCTIONAL MOVEMENT THERAPIST/
CONDITIONING

JOINED COLTS: 2022
COACHING EXP: 2nd year
COLLEGE: Michigan
HOMETOWN: Ardsley, N.Y.



- Enters his second season with the Colts as functional movement therapist/conditioning. He previously served as a summer intern for the Colts' sports medicine department prior to the 2021 season.
- Before Indianapolis, he completed two seasons as a graduate athletic training student with the University of Virginia football team (2020-21) where he also received his master's of science in athletic training.
- Prior to Virginia, he attended Columbia University (2017-2020) and received his Doctorate in Physical Therapy (DPT).
- Worked as a student manager with the Michigan football team (2015-2017).
- He is a certified physical therapist, a certified athletic trainer and a certified strength and conditioning specialist.

TOM MANNING

TIGHT ENDS

JOINED COLTS: 2023
COACHING EXP: 18th year
COLLEGE: Mount Union
HOMETOWN: Youngstown, Ohio



- Rejoins the Colts in 2023 as tight ends coach after serving in the same capacity for the team in 2018. Has 17 years of coaching experience, including 15 seasons at the collegiate level.
- He is a three-time Broyles Award (nation's top assistant) semifinalist.
- Served as the offensive coordinator (2021-22), offensive coordinator/tight ends (2020) and offensive coordinator/running backs (2019) at Iowa State. The Cyclones broke the school record for total offense (444.3) in school history in 2019 and followed it up with the second-best scoring offense (32.9) in program history in 2020.
- With Indianapolis in 2018, he led a Colts tight ends group that set a single-season franchise record with 21 touchdown receptions.
- From 2016-17, Manning was the offensive coordinator/offensive line coach at Iowa State after spending time at Toledo (2009-2010, 2012-15), Mount Union (2011) and Emory & Henry (Va.) College (2007-08).
- Began his coaching career at Massillon Jackson (Ohio) High School in 2006.

PAYTON McCOLLUM

DEFENSIVE ASSISTANT

JOINED COLTS: 2023
COACHING EXP: 9th year
COLLEGE: Catawba College
HOMETOWN: Winston Salem, N.C.



- Enters his first season with the Colts as defensive assistant. He comes to Indianapolis with eight years of coaching experience, including two in the NFL.
- In 2022, he served as an offensive analyst with Eastern Michigan.
- Worked as the quarterbacks coach at the University of Washington for two seasons (2020-21).
- Spent one season at North Carolina Central University (2019) after serving as an analyst at North Carolina during the 2018 season.
- Began his NFL coaching career as an offensive coaching assistant for two seasons with the Detroit Lions (2016-17). Worked primarily with the wide receivers and also assisted the offensive staff with cut-ups, weekly film breakdown and compiling the offensive playbook.


COACHING STAFF



DOUG MCKENNEY

APPLIED SPORTS SCIENCE/
CONDITIONING

JOINED COLTS: 2018
COACHING EXP: 36th year
COLLEGE: Springfield College
HOMETOWN: Dover, N.H.



- Is in his sixth season with the Colts and his third as applied sports science/conditioning. He has over 30 years of coaching experience in the NHL with the Buffalo Sabres, Hartford Whalers and Pittsburgh Penguins.
- Was named the first full-time head strength & conditioning coach in the NHL when he joined the Penguins in 1985.
- Served as a founding coach/sports performance specialist – strength & conditioning coach at CoachMePlus. He worked with sports performance programs across professional leagues to discuss programs and offer advice.
- In July of 1995, was named the first-ever head strength & conditioning coach of the Sabres and held that position until 2015.
- Earned a master's degree from Mississippi State and a bachelor's from Springfield College.

RON MILUS

DEFENSIVE BACKS

JOINED COLTS: 2022
COACHING EXP: 33rd year
COLLEGE: Washington
HOMETOWN: Tacoma, Wash.



- Enters his second season with the Colts as defensive backs coach. Has 32 years of coaching experience, including 23 seasons in the NFL.
- In 2022, Indianapolis finished the season in the top 10 in the league in third down percentage (37.95 – 10th) and opponent three-and-out percentage (22.3 – eighth).
- Spent the 2021 season as defensive backs coach for the Las Vegas Raiders.
- Worked for the Chargers for eight seasons coaching the defensive backs (2017-20) and secondary (2013-16).
- Prior to the Chargers, Milus worked for the Broncos (2011-12, 2000-02), Panthers (2009-2010), Rams (2006-08), Giants (2004-05) and Cardinals (2003).
- Started his coaching career at the collegiate level with Texas A&M (1999) and his alma mater, Washington (1991-98).

MIKE MITCHELL

ASSISTANT DEFENSIVE BACKS

JOINED COLTS: 2022
COACHING EXP: 2nd year
COLLEGE: Ohio
HOMETOWN: Fort Thomas, Ky.



- Enters his second season with Indianapolis as assistant defensive backs coach. In 2022, Indianapolis finished the season in the top 10 in the league in opponent third down percentage (37.95 – 10th) and three-and-out percentage (22.3 – eighth).
- Had a 10-year playing career with the Colts (2018), Pittsburgh Steelers (2014-17), Carolina Panthers (2013) and Oakland Raiders (2009-2012).
- Finished his career with 492 tackles (359 solo), 13.0 tackles for loss, 7.0 sacks, 42 passes defensed, 11 interceptions, nine forced fumbles, eight fumble recoveries and 22 special teams stops.
- Collegiately, he played at Ohio (2005-08) and tallied 212 tackles (127 solo), 14.5 tackles for loss, 3.0 sacks, 13 passes defensed, seven interceptions, five forced fumbles and one fumble recovery.
- Attended Highlands High School in Fort Thomas, Ky. and helped the team win the 2004 state championship.

NATE OLLIE

DEFENSIVE LINE

JOINED COLTS: 2022
COACHING EXP: 10th year
COLLEGE: Ball State
HOMETOWN: Chicago, Ill.



- Enters his second season as defensive line coach. Has nine years of coaching experience, including the last four seasons in the NFL.
- In his first season in Indianapolis, the Colts finished in the top 10 in the league in tackles for loss (91 – fifth), sacks (44 – tied-10th), forced fumbles (13 – tied-eighth) and opponent negative plays (31 – fifth). It was the most sacks by the franchise in a single season since 2005.
- In 2021, he served as the assistant defensive line coach for the New York Jets.
- Prior to New York, he was with Philadelphia for two seasons as their assistant defensive line coach (2019-20).
- Before entering the NFL ranks, Ollie coached collegiately at Eastern Kentucky (2018) and Tennessee (2015-17).
- Played at Ball State (2010-13) and was a three-time All-MAC selection.

COACHING STAFF



MATT RAICH

ASSISTANT DEFENSIVE LINE

JOINED COLTS: 2020
COACHING EXP: 28th year
COLLEGE: Westminster College
HOMETOWN: Monaca, Pa.



- Enters his fourth season with the Colts and his second as assistant defensive line coach. He previously served as special defensive assistant/assistant defensive line coach (2019-20). Has 27 years of coaching experience and was with the St. Louis BattleHawks of the XFL in 2020.
- Has 20 years of NFL experience with Indianapolis (2019-22), Cincinnati (2018), Detroit (2014-17), Arizona (2007-2012) and Pittsburgh (2002-06).
- In 2020, he worked with DeForest Buckner, who earned Associated Press First Team All-Pro honors and set the single-season franchise record for most sacks by a defensive tackle (9.5).
- From 2014-17, the Lions defense ranked in the top-10 in the NFL in yards per game allowed and rushing yards per game allowed.
- Served as an offensive assistant with the Steelers and was a member of Pittsburgh's Super Bowl XL championship team.
- Has 10 years of collegiate coaching experience at Westminster College (1993-94), Robert Morris (1996-98, 2000-02), Glenville State (1999) and Duquesne (2013).

DEANDRE SMITH

RUNNING BACKS

JOINED COLTS: 2023
COACHING EXP: 24th year
COLLEGE: Southwest Missouri State
HOMETOWN: St. Louis, Mo.



- Enters his first season with the Colts as running backs coach. Has 23 years of coaching experience, including one season in the NFL.
- Spent the 2022 season as the New York Giants running backs coach and worked with Saquon Barkley, who earned his second career Pro Bowl selection after he tallied 295 carries for a single-season career-high 1,312 yards and 10 touchdowns.
- Served as the running backs coach at Texas Tech (2019-21), Utah State (2018), North Carolina (2017), Purdue (2016), Syracuse (2013-15), New Mexico (2008, 2012), Illinois (2010-11) and UNLV (2009).
- Worked as assistant head coach/running backs coach at Miami of Ohio (2005-07), running backs/assistant special teams coach at Northern Illinois (2001-04) and offensive coordinator/quarterbacks coach at Indiana State (1999-2000).

- As a player, Smith was a four-year letterwinner at quarterback for Southwest Missouri State.

RICHARD SMITH

LINEBACKERS/RUN GAME COORDINATOR

JOINED COLTS: 2022
COACHING EXP: 45th year
COLLEGE: Fresno State
HOMETOWN: Los Angeles, Calif.



- Enter his second season with the Colts and his first as linebackers/run game coordinator. Has 44 years of coaching experience, including 35 seasons in the NFL. In 2022, Smith worked with Zaire Franklin, who set the single-season franchise tackle record (166) and finished fourth in the NFL in tackles.
- Has coached in the NFL in a variety of roles with the Las Vegas Raiders (2021), Los Angeles Chargers (2017-20), Atlanta Falcons (2015-16), Denver Broncos (1993-96, 2011-14), Carolina Panthers (2009-2010), Houston Texans (2006-08), Miami Dolphins (2005), Detroit Lions (2003-04), San Francisco 49ers (1997-2002) and Houston Oilers (1988-1992).
- Prior to entering the NFL ranks, he coached collegiately at Arizona (1987), California (1984-86), Cal State Fullerton (1981-83) and Rio Hondo Junior College (1979-1980).

- Played at Fresno State for one season (1977) after he competed at Rio Hondo for two years (1975-76).

TONY SPARANO JR.

OFFENSIVE LINE

JOINED COLTS: 2023
COACHING EXP: 14th year
COLLEGE: Albany
HOMETOWN: New Haven, Conn.



- Enters his first season as the Colts offensive line coach. Has 13 years of coaching experience, including the last 12 seasons in the NFL.
- In 2022, Sparano Jr. served as the assistant offensive line coach for the New York Giants. He worked with a Giants offense that finished in the top 10 in the NFL in rushing yards per game (148.2 – fourth) and first downs per game (20.7 – tied-seventh).
- Prior to New York, he served as assistant offensive line coach for the Carolina Panthers (2021) and Jacksonville Jaguars (2017-20).
- Was the tight ends coach for the Buffalo Bills for two seasons (2015-16) after spending time with the New York Jets (2012-14) and Miami Dolphins (2011).
- Began his coaching career in 2010 as assistant defensive line coach for the Hartford Colonials of the United Football League.

COACHING STAFF



CAM TURNER

QUARTERBACKS

JOINED COLTS: 2023
COACHING EXP: 14th year
COLLEGE: The Citadel
HOMETOWN: Libertyville, Ill.



- Enters his first season with the Colts as the team's quarterbacks coach. Has 13 years of coaching experience, including 10 seasons in the NFL.
- Worked with the Arizona Cardinals the past five seasons in a variety of roles, including co-pass game coordinator/quarterbacks coach (2022), quarterbacks coach (2021), offensive assistant/assistant quarterbacks (2019-20) and offensive assistant (2018).
- Prior to Arizona, Turner coached with the Carolina Panthers as their assistant quarterbacks coach (2017) and assistant wide receivers coach (2015-16).
- Got his start in the NFL as the assistant to the head coach for the Minnesota Vikings for two seasons (2011-12).
- A former quarterback and wide receiver at The Citadel (2006-09), he began his coaching career at his alma mater as a wide receivers and special teams coach during the 2010 season.

CHRIS WATT

ASSISTANT OFFENSIVE LINE

JOINED COLTS: 2023
COACHING EXP: 4th year
COLLEGE: Notre Dame
HOMETOWN: Glen Ellyn, Ill.




- Enters his first season with the Colts as the team's assistant offensive line coach. Has three years of collegiate coaching experience.
- In 2022, Watt was a graduate assistant at his alma mater, Notre Dame. He worked with a Fighting Irish offense that compiled over 5,000 yards of total offense (2,457 rushing, 2,693 passing).
- Watt was the offensive line coach at Tulane in 2021 and helped an offensive unit produce a top-five rushing attack (1,977 yards) in the American Conference.
- He began his coaching career as a graduate assistant for the Fighting Irish in 2020, primarily helping with the offensive line.
- Selected in the third round (89th overall) of the 2014 NFL Draft by the San Diego Chargers. In two seasons, he appeared in 17 games (eight starts).

REGGIE WAYNE

WIDE RECEIVERS

JOINED COLTS: 2022
COACHING EXP: 2nd year
COLLEGE: Miami (FL)
HOMETOWN: New Orleans, La.



- Enters his second season with the Colts as wide receivers coach. Has one year of NFL coaching experience.
- In 2022, his group totaled 224 receptions for 2,451 yards and 10 touchdowns.
- Competed in 211 games (197 starts) with the Colts, which are the most games played in franchise history, and tallied 1,070 receptions for 14,345 yards and 82 touchdowns. He currently ranks 10th all-time in NFL history in receptions and receiving yards.
- Was a six-time Pro Bowl selection (2006-2010, 2012) and was an Associated Press First Team All-Pro in 2010.
- A member of Indianapolis' Super Bowl XLI championship team.
- Inducted into the Colts Ring of Honor in 2018.
- Selected by Indianapolis in the first round (30th overall) of the 2001 NFL Draft.
- Collegiately, he played at Miami (FL) and left school with the all-time record in receptions (173).

**SHAQUILLE
LEONARD**

LINEBACKER

FOOTBALL OPERATIONS



FOOTBALL OPERATIONS



ED DODDS

ASSISTANT GENERAL MANAGER

JOINED COLTS: 2017
NFL EXP: 21st year



- Enters his 21st year in the NFL, his seventh season with the Colts and his sixth as assistant general manager. Prior to Indianapolis, he spent 10 seasons (2007-2016) with the Seattle Seahawks.
- In 2023, aided the Colts in the NFL Draft with the 12-man draft class, which included quarterback Anthony Richardson in the first round (fourth overall).
- Assisted a 2018 draft class, which included First Team All-Pros, Quenton Nelson (sixth overall) and Darius Leonard (36th overall).
- Served as Seattle's senior personnel executive and was responsible for evaluating both college and pro talent.
- With Seattle, was part of six winning seasons, five NFC West titles and 10 playoff wins in addition to two Super Bowl appearances (one win).
- Also spent time with the Raiders and his alma mater, Texas A&M-Kingsville.

MOROCCO BROWN

CHIEF PERSONNEL EXECUTIVE

JOINED COLTS: 2017
NFL EXP: 23rd year



- Is in his seventh year with the Colts and his second as the team's chief personnel executive. Has 22 years of NFL experience.
- Served as the vice president of player personnel for Cleveland (2014-15) following his role as director of player personnel for Washington (2008-2013) and director of pro personnel for Chicago (2001-07).
- Was an assistant scout for Washington in 2000 and originally entered the NFL in the spring of 2000 as a scouting intern with the Colts.
- Was a four-year letterman at North Carolina State and led the Wolfpack in tackles for three straight seasons, twice earning All-ACC honorable mention recognition.
- A native of Hampton, Va. and graduated from N.C. State in 1999.

MIKE BLUEM

DIRECTOR OF FOOTBALL ADMINISTRATION

JOINED COLTS: 2012
NFL EXP: 29th year



- Enters his 12th season with the Colts as the team's director of football administration and his 29th year in the NFL.
- Primary responsibilities include negotiating player contracts, managing the salary cap and player budgets, keeping the club in compliance with the Collective Bargaining Agreement and NFL player personnel rules.
- Spent 17 seasons with the Broncos beginning in 1995 as a college scouting assistant. Served in that capacity during Denver's back-to-back championships in Super Bowl XXXII and Super Bowl XXXIII.
- Served as a member of the NFL Management Council Club Services Committee from 2004-2014 and was invited to the 2014 NFL Career Development Symposium.
- Earned his bachelor's degree in sports management from Liberty University.

KEVIN ROGERS

DIRECTOR OF PLAYER PERSONNEL

JOINED COLTS: 2001
NFL EXP: 23rd year



- Enters his 23rd season with the Colts and his fourth as director of player personnel. He spent six seasons as the director of pro personnel following four years as the associate director of pro personnel from 2010-13.
- Initially joined the Colts as an operations intern during the team's 2001 training camp. Was a scouting assistant from 2001-05 and a pro scout from 2006-09. Was part of two Super Bowl teams as a pro scout, including the Colts' Super Bowl XLI championship.
- Graduated from Villanova University in 2001 with a bachelor's degree in finance and was a quarterback on the Wildcats football team.
- His father, Kevin Rogers Sr., has nearly 30 years of coaching experience at both the college and pro level and coached Brett Favre.

TODD VASVARI

SENIOR PLAYER PERSONNEL SCOUT

JOINED COLTS: 1998
NFL EXP: 29th year



- Enters his 26th season with the Colts and his eighth as the club's senior player personnel scout. From 2012-15, he served as the team's assistant director of college scouting.
- Served as Indianapolis' eastern regional scout from 2006-2011 following a stint as an area scout. Also worked as an area scout with the Carolina Panthers (1995-97) prior to joining the Colts.
- Worked three training camps (1989-1991) as an equipment assistant with Buffalo and then worked as a substitute teacher and assistant football coach at his alma mater, Phillipsburg (N.J.) High School, from 1992-94.
- Played tight end and earned a bachelor's degree in economics from Bloomsburg University in 1991.

FOOTBALL OPERATIONS



JON SHAW

DIRECTOR OF PRO SCOUTING

JOINED COLTS: 2006
NFL EXP: 18th year



- Enters his 18th season with the Colts and his fourth as director of pro scouting after spending two seasons as assistant director of pro scouting (2018-19). In his role, he analyzes talent from other NFL rosters and practice squads as well as scouts future opponents.
- Spent six seasons (2011-17) as the Colts' pro scout/special projects following six years (2006-2011) as the team's scouting assistant. In 2011, he also served as a defensive assistant along with his scouting responsibilities.
- In 2006, earned his start with the team as the football operations intern.
- Was a four-year starter at defensive back for St. Lawrence University, lettered in lacrosse and graduated with a major in biology and a minor in sport studies.

MATT TERPENING

DIRECTOR OF COLLEGE SCOUTING

JOINED COLTS: 1998
NFL EXP: 26th year



- Is in his 26th season in the Colts scouting department and his second as the team's director of college scouting.
- Spent six seasons (2016-21) as the team's assistant director of college scouting.
- Graduated from Xavier University in 1998 with a bachelor's degree in sports management and was a member of the Xavier basketball team that reached the NCAA tournament in 1997 and 1998. The Musketeers also captured the Atlantic-10 Conference Tournament championship in 1998.
- Was a ball boy for the Colts in high school and served as a summer intern in the team's public relations office in 1997. His father, Bob, is a former Colts executive vice president.

JAMIE MOORE

ASSISTANT DIRECTOR OF COLLEGE SCOUTING

JOINED COLTS: 2006
NFL EXP: 18th year



- Is in his 18th season in the Colts scouting department and his second as assistant director of college scouting.
- Spent 13 seasons (2009-21) as an area scout with a focus on the Southeast region.
- Served as a Colts scouting assistant from 2006-08.
- Previously spent time as a recruiting assistant at Ball State from 2004-05.
- Was a football operations/player personnel intern with the Buffalo Bills in the summer of 2005.
- Was a defensive back at Tiffin University where he graduated with a bachelor's degree in sport management.

JOEY ELLIOTT

PRO SCOUT

JOINED COLTS: 2017
NFL EXP: 8th year



- Enters his eighth season with the Colts as a pro scout and works daily with the pro personnel department to manage the current roster, weekly workouts and advance scout opponents. In addition to his pro responsibilities, he scouts and fosters relationships with the Canadian Football League.
- Spent the previous six seasons in the CFL as a scout (2015) and player (2010-14). In 2015, served as the eastern scout for the Ottawa RedBlacks and covered the Big Ten, MAC and SEC conferences.
- Played five seasons as a quarterback with the RedBlacks (2014), BC Lions (2013) and Winnipeg Blue Bombers (2010-12). Also spent time with the Philadelphia Eagles during the 2010 offseason.
- Played collegiately at Purdue (2005-09) and was a team co-captain in 2009.

ANTHONY COUGHLAN

AREA SCOUT

JOINED COLTS: 2017
NFL EXP: 7th year



- Is in his seventh season with the Colts and his fourth as an area scout with a focus on the Southwest region. He previously spent two years as the team's college scouting coordinator after joining Indianapolis as a player personnel assistant in 2017.
- Prior to his role with the Colts, he worked as a recruiting assistant at Ohio State for the 2016 season.
- In 2015, served as a public relations intern for the Kansas City Chiefs after graduating from Ohio State with a degree in strategic communication.
- As an undergraduate student, worked as a student manager for the football program for one season and as a cornerbacks and special teams intern for two seasons.

FOOTBALL OPERATIONS



CHAD HENRY

AREA SCOUT

JOINED COLTS: 2016
NFL EXP: 27th year



- Enters his eighth season with the Colts as an area scout after spending 21 years in various college scouting roles with the Detroit Lions.
- In May of 1996, received his bachelor's degree from Indiana University of Pennsylvania in English and completed his master's work in labor and industrial relations from the same school in May 1998.
- Was an undergraduate assistant coach at IUP upon transferring there in the spring of 1994.
- Although side effects from a bout with cancer during high school ended his promising playing career prematurely, he continued in football as a student assistant at Penn State from 1991-93.
- Is active with the charitable organization Homeboys Foundation.

TYLER HUGHES

AREA SCOUT

JOINED COLTS: 2015
NFL EXP: 9th year



- Enters his ninth season with the Colts and his fifth as an area scout.
- Previously served as the team's NFS Scout from 2017-18.
- From 2015-16, he was a personnel assistant for the team.
- Graduated from SUNY Cortland with a degree in sport management. He was a member of the Red Dragons football team for three years playing quarterback.

MIKE LACY

AREA SCOUT

JOINED COLTS: 2016
NFL EXP: 8th year



- Is in his eighth season with the Colts and his second as an area scout. Also served as a NFS scout (2019-21), player personnel scout (2018), scouting assistant (2016-17) and summer operations intern (2015).
- Served as the team's National Football Scouting representative at the annual NFL Scouting Combine and focused on timing, testing and grading players within the states of Indiana, Ohio and Michigan.
- Prior to the Colts, spent one season as the quarterbacks and wide receivers coach at Greece Arcadia High School in Rochester, N.Y.
- Spent time working as a player personnel assistant for the Arena Football League's Philadelphia Soul while finishing his sport management degree from SUNY Cortland in the spring of 2015.

CHRIS McGAHA

AREA SCOUT

JOINED COLTS: 2010
NFL EXP: 14th year



- Enters his 14th year with the Colts and his seventh as an area scout with a focus on the West Coast.
- From 2015-16, served as the team's National Football Scouting representative at the annual NFL Scouting Combine.
- Spent two seasons (2013-14) as a personnel assistant following one year (2012) as assistant to the general counsel and director of football administration.
- Began his career as a marketing intern with the organization from 2010-11.
- Graduated from Indiana University with a bachelor's degree in sport marketing and management. Also graduated from law school at Indiana University in Indianapolis.

KASIA OMILIAN

NFS SCOUT

JOINED COLTS: 2019
NFL EXP: 5th year



- Enters her fifth season with the Colts and her second as NFS scout. She is the first female to hold the role in national football scouting history.
- Serves as the team's National Football Scouting representative at the annual NFL Scouting Combine and focuses on timing, testing and grading players within the states of Indiana, Ohio and Michigan.
- Worked as a scouting assistant for the 2021 season.
- Got her start with the Colts in 2019 as a football operations intern supporting the team's offseason program.
- Served as a football recruiting assistant for four seasons (2016-19) while attending the University of Washington.
- Earned a bachelor's degree in business with a minor in law, societies and justice.
- A native of Atlanta, Ga.

FOOTBALL OPERATIONS



MITCH CHESTER

COLLEGE SCOUTING COORDINATOR

JOINED COLTS: 2018
NFL EXP: 6th year



- Enters his sixth season with the Colts and his fourth as college scouting coordinator. He spent two years (2018-19) as the team's football operations assistant.
- Was a football operations intern for the Colts during the 2017 offseason and a remote game charter for the Cleveland Browns from 2015-17.
- Coached Division III football at St. Norbert College, Carroll University and the University of Wisconsin – Stevens Point.
- Played defensive end for the University of Wisconsin – Stevens Point from 2010-2013 and was a co-captain his senior season.
- Graduated with a bachelor's degree in mathematics and a minor in coaching and earned a master's degree in general education.

BOYD JACKSON

PRO PERSONNEL ASSISTANT

JOINED COLTS: 2017
NFL EXP: 7th year



- Enters his seventh season with the Colts as the team's pro personnel assistant.
- Prior to his current role, he worked in the NFL licensing and distribution business for All-Sport, an apparel company located in Zionsville, Ind.
- Graduated with a degree in general studies from Indiana University in 2009.
- A native of Angola, Ind.

ANDREW HOYLE

PLAYER PERSONNEL SCOUT

JOINED COLTS: 2018
NFL EXP: 6th year



- Enters his sixth season with the Colts and his first as player personnel scout.
- Joined the Colts in 2018 as an equipment intern, prior to serving as an operations intern for 2019 training camp, and a sports science intern for the 2019 season.
- Served as a student equipment manager at Florida State in addition to an athletics business office assistant.
- Earned his bachelor's degree in business finance and sports management and his master's degree in sport management at Florida State.
- A native of Bradenton, Fla.

NICK BAYH

STRATEGIC FOOTBALL ANALYST

JOINED COLTS: 2022
NFL EXP: 2nd year



- Enters his second season with the Colts and his first as strategic football analyst.
- Completed a year of training to join the Army Reserves as a military intelligence second lieutenant.
- Worked as a business analyst for McKinsey & Company.
- Graduated from Harvard in 2018 with a degree in economics and from Harvard Business School in 2022 with an MBA.
- A native of Indianapolis and grew up in Washington D.C.

TANNER CHASTAIN

SCOUTING ASSISTANT

JOINED COLTS: 2023
NFL EXP: 1st year



- Enters his first season with the Colts as scouting assistant.
- Previously worked in player personnel for one season at Auburn (2022).
- Prior to Auburn, he served as a scouting assistant with the Senior Bowl from 2019-2022.
- Played linebacker for four seasons at West Alabama (2015-18).
- Graduated from West Alabama with a bachelor's degree in sports management.
- A native of Mobile, Ala.

FOOTBALL OPERATIONS



GREGORY LIVERPOOL III

SCOUTING ASSISTANT

JOINED COLTS: 2023
NFL EXP: 1st year



- Enters his first season with the Colts as scouting assistant.
- He previously worked as a training camp operations intern (2021, 2022).
- Served as a football intern at Coastal Carolina for four seasons (2019-22) and assisted with recruiting, player personnel and coaches film.
- Majored in sports management at Coastal Carolina.

JOE FONDEROLI

VICE PRESIDENT OF OPERATIONS

JOINED COLTS: 2005
NFL EXP: 18th year



- Enters his 18th season with the Colts and his first as vice president of operations.
- Most recently was the team's senior director of events and operations (2018-22).
- Previously served as director of events (2015-17), director of special events (2013-14), marketing manager (2010-13) and marketing assistant (2006-2010).
- Began his career as a marketing seasonal intern in 2005.
- Graduated from Ball State with a degree in sports administration.
- A native of Cicero, Ind.

MELAINNEY LOWE

DIRECTOR OF FOOTBALL OPERATIONS

JOINED COLTS: 2021
NFL EXP: 3rd year



- Enters her third season with the Colts and her first as director of football operations. She was the team's football operations assistant in 2022.
- In 2021, she served as a football operations intern and assisted in planning and executing all team and personnel logistics.
- Prior to Indianapolis, she served as a football equipment manager at the University of Notre Dame (2018-2020) working exclusively with wide receivers and tight ends. Lowe spent the 2020-21 season overseeing the equipment manager program and assisted the Irish's defensive staff.
- Earned a bachelor's degree in business administration from Saint Mary's College.

CHARLIE GELMAN

GAME MANAGER

JOINED COLTS: 2023
NFL EXP: 3rd year



- Enters his first season with the Colts as game manager. He comes to Indianapolis with five years of coaching experience, including two in the NFL.
- Most recently served in a variety of roles for the Baltimore Ravens, including football analyst (2022), coaching research intern (2021-22) and scouting analytics intern (2019).
- Prior to Baltimore, he worked as a student assistant coach at Duke (2018-21) and served as an advanced statistics analyst for the school's wrestling team (2017-21).
- In 2019, he served as a data science intern (football) with Big League Advance.
- Graduated cum laude with a degree in statistical science and a minor in computer science from Duke.

SARAH JACKSON

FOOTBALL OPERATIONS ASSOCIATE

JOINED COLTS: 2022
NFL EXP: 2nd year



- Enters her second season with the Colts and her first as football operations associate. She was the team's football operations intern in 2022.
- Prior to Indianapolis, she worked at the University of Virginia in 2021 as the assistant to athletics administration where she supported senior members of the athletics department for three Olympic sports.
- Has completed two training camp operations internships with the Kansas City Chiefs (2021) and New England Patriots (2019).
- From 2016-20, she served as a football operations intern at her alma mater, the University of Delaware.
- Earned bachelor's degrees in both sport management and business management at Delaware.

FOOTBALL OPERATIONS



DAVID THORNTON

VICE PRESIDENT OF TEAM
ENGAGEMENT

JOINED COLTS: 2012
NFL EXP: 21st year



- Is in his 12th season with the Colts and his first as vice president of team engagement. Spent the last 11 seasons as director of player engagement.
- Responsible for the personal and professional growth of each player during and beyond their NFL experience. He tailors specific programs involving professional development, career exposure, financial education and higher learning for members of the Colts.
- Serves as the liaison between the team, club personnel and external resources. He provides evaluations for prospective college and professional players as well as assisting with game day operations.
- Played nine years in the NFL with the Colts and Titans. Was Indianapolis' Walter Payton Man of the Year on two occasions.

DEBBIE FINN

ASSISTANT TO THE GENERAL MANAGER

JOINED COLTS: 1994
NFL EXP: 30th year



- Enters her 30th season with the Colts and her sixth as assistant to the general manager.
- In her current role, she prepares scouting materials, coordinates football operations credentials and assists the general manager with administrative duties.
- She has previously held titles with the organization as assistant to the head coach (2017-18) and assistant to the vice president of football operations (1994-2017).
- Finn graduated from Anderson University with a bachelor's degree in elementary education.
- She has three kids, Brooke, Steve and Abby, and currently resides with her husband, Guy.

LEIGH HULLETT

TEAM DIETITIAN

JOINED COLTS: 2022
NFL EXP: 2nd year



- Enters her second season with the Colts as the team's dietitian.
- Before Indianapolis, she most recently was the director of sports nutrition at Notre Dame.
- Also served at Notre Dame as the associate director of sports nutrition (2021-22), co-director of sports nutrition, interim (2021), sports nutrition associate (2018-21) and sports nutrition intern (2018).
- Earned a bachelor's degree in applied health science, dietetics from Indiana.
- Graduated from Brebeuf Jesuit Preparatory School in Indianapolis.

**QUENTON
NELSON**

GUARD


COLTS STAFF



COLTS STAFF



Chris Albright
Director of Graphic Design



Zane Ali
Account Executive



Sherard Allen
Digital Marketing & Media Manager




Thurman Alvey, DO
Physician



Chris Anderson
Facilities Manager



Nick Armour
Senior Manager, Analytics & Insights



Caleb Bailey
Director of Events



Zack Baker
Manager of Post-Production and Motion Graphics



Erin Barill
Director of Sports Medicine



Hayden Barnack
Senior Marketing Manager



Brad Beery
Corporate Partnership Manager



Hayden Birkey
Account Executive



Blue
Team Mascot



Matt Bowen
Creative Director of Photographic Services



Ashlyn Braley
Events Coordinator



Bill Brooks
Colts Ambassador



Chris Buckley
Senior Broadcast Engineer




Brian Buening
Assistant Athletic Trainer



Colin Burns
Events Coordinator



Mario Buscemi
Staff Accountant



Anthony Calcari
Mascot Program Coordinator



Blake Carnall
Manager of Ticket Sales



Lindsay Catavolos
Director of Partnership Marketing



Darrell Chandler
Seniors Assistant/ Golf Course



Heather Chaykowski
Executive Assistant to the Owner



Bryce Chretien
Youth Football Coordinator



Hayden Clark
Football Communications Coordinator



Jon Codalata
Director of Business Solutions



Eric Cole
Corporate Partnership Manager



Kevin Connors
Senior Content Creation Specialist

COLTS STAFF



Andrew Cooper
Director of Facilities



Stewart Cramer
Video Director



Bret Cranston
Manager of
Consumer Sales



Matthew Crews
Manager of
Grounds



Sarah Dan
Human Resources
Analyst



Kyle Davis
Head Athletic
Trainer



Amber Darrow
Senior Director of
Content Strategy and
Operations



Matt DeWall
Assistant Video
Director



Danny Dowell
Systems Developer




Kris Dye
Audio/Visual
Engineer




Kyle Earnest
IT Support Analyst



Christian Edwards
Director of Football
Communications



Austin Elkin
Membership
Services Manager



Alex Fabert
Graphic Designer



Mark Feeser
Executive Assistant



Nathan Gardner
Broadcast Engineer



Jordan Gawarecki
Partnership
Marketing Manager



Justin Gentile
Director of
Premiums Sales
and Service



Becca Ginn
Manager of Ticket
Marketing and
Events



Hannah Glaser
Suite Sales
Manager



Jeffrey Gorman
Media Specialist



Chris Grecco
Senior Manager,
CRM & Fan Insights



Colleen Gudeman
Partnership
Marketing Manager



Dave Hammer
Senior Head
Athletic Trainer



Conner Handel
Lead Creative
Producer



Cal Handelman
Director of
Administration




Edward Hayes
Pavilion
Coordinator



Nathan Hayes
Director of IT
Operations and
Security



Brian Healey
Senior Corporate
Partnership
Manager



Blake Heitman
Partnership
Marketing Manager

COLTS STAFF



Jody Henton
Manager of
Premium Sales and
Service



Tyler Holloway
Assistant Manager
of Grounds



Erin Hollowell
Membership
Services Manager



Deja Hood
Membership
Services Manager



Graham Howe
IT Service Manager



Pamela Humphrey
Communications
Coordinator/Alumni
Relations



Katy Johnson
Club Services
Manager



Eric Ketner
Building
Maintenance
Technician



Mark Kijowski
Group Sales
Account Manager



Brett Kramer
Director of Kicking
the Stigma



David Liptak
Executive Assistant



Kelsey Luce
Membership
Services Manager



Walter Lutz
Video Assistant



**G. Peter Maiers,
MD**
Head Team
Physician/
Orthopedic Surgeon




Andy Matis
Youth Football
Manager



Mike Mays
Assistant
Equipment Manager



Marcus McCray
Team Chiropractor



Stevie McElheny
Manager of
Membership
Services



Tina McKnight
Payroll Manager



Doug Melton
Office Assistant



Nichole Miller
Administrative
Assistant to the
Chief Legal Officer



Nicole Minor
Hospitality and
Pavilion Manager



Bryan Mitchell
Post-Production
Specialist - Motion
Graphics and Editing



Trey Mock
Mascot Program
Manager



Traci Morgan
Executive Assistant
to the Chief
Operating Officer



**Matt Negaard,
MD**
Physician



Tom Nolan
Complex Security



Sheri Osborne
Content Creation
Specialist



Larra Overton
Director of
Production/On-Air
Talent



Bob Parenteau
Senior Director of
Ticket Operations

COLTS STAFF



Madison Pattengale
Operations
Coordinator



Susie Peters
Sales Operations



Parker Phair
Systems Developer



Monte Poe
Director of Special
Projects



Dave Porter, MD
Team Physician/
Orthopedic Surgeon



Ashley Powell
Director of
Community
Relations



Mike Prior
Youth Football
Commissioner



Steve Randall
Director of Security



Laura Reckman
Senior Partnership
Marketing Manager



Austin Reed
Director of Digital
and Database
Marketing



Lance Rettig, MD
Team Physician/
Orthopedic Surgeon



**Brian Richardson
Jr.**
Director of Diversity,
Equity & Inclusion



Mark Ritter, MD
Team Physician/
Orthopedic Surgeon



Steve Ritter, MD
Team Physician/
Orthopedic Surgeon



**Michelle
Rodriguez**
Executive Assistant



Jaci Rowland
Senior Accountant




Jenny Ryan
Accounts Payable
Coordinator



Cassidy Sampson
Marketing and
Licensing
Coordinator



Brandon Schlarb
Corporate
Partnership
Manager



Collin Schroeder
Creative Video
Producer




Andy Schwartz
Corporate
Partnership
Manager



**Mackenzie
Scovill**
Physical Therapist



Brian Seabrooks
Assistant
Equipment Manager



Jacob Sheff
Manager of Special
Projects and
Historical Affairs



Dylan Sheldon
Club Services
Manager



Taylor Sidwell
Events Manager




Shelby Simpson
Video Operations
Manager/Gameday
Producer



Kimberly Skoog
Content Creation
Specialist



Erin Smith
Cheerleader
Manager



Tyson Smith
Suite Sales
Manager

COLTS STAFF



Dale Snead, MD
Team
Physician/
Orthopedic Surgeon



Doug Snelling
IT Systems
Administrator




Paul Spall
Team Security



Jamil Stafford
Assistant Director
of Ticket
Operations



Meg Stahl
Director of Social
Media



JJ Stankevitz
Writer/Audio
Initiatives Manager




John Starliper
Assistant
Video Director



Stephen Stenger
Membership
Services Manager



Leslie Stockton
Executive Assistant
to the Vice Chair/
Owner



Sean Sullivan
Director of
Equipment
Operations




Matt Taylor
Voice of Indianapolis
Colts, Manager of
Radio Production



Jack Thompson
Information Security
Analyst



Kelly Tilley
Director of
Cheerleading and
Entertainment




Alex Trepes
Database
Administrator



Casey Vallier
Coordinator of
Radio Production



Katie Voelz
Group Sales
Account Manager



**Andre
Washington**
Assistant Athletic
Trainer



Rachel Wathen
Administrative
Assistant to the Vice
Chair/Owner



Grant Wayner
Graphic Designer



Erin Webster
Graphic Designer



Sean Welch
Director of
Football Information
Systems



Elizabeth White
Counselor



Cade Wilemon
Account Executive



Matt Wilkening
Lead Feature
Producer – Football



Daron Williams
Director of Digital
Media



Caytee Wright
Partnership
Marketing Manager

**ZAIRE
FRANKLIN**

LINEBACKER

PLAYERS



98 MCTELVIN AGIM

DEFENSIVE TACKLE

(UH-geem)



McTELVIN AGIM: ORIGINALLY SIGNED TO THE COLTS PRACTICE SQUAD ON DECEMBER 15, 2022.

6-3 • 300 LBS

NFL EXP: 3

(2ND YEAR WITH THE COLTS)

BORN: 9/25/97



**COLLEGE:
ARKANSAS**

4TH-AND-SHORT

- In his first three seasons, he played in 17 games with the Colts (2022) and Broncos (2020-22) and compiled 12 tackles (four solo), 1.0 tackle for loss, 1.5 sacks and two passes defended.
- Named the Gatorade Arkansas Football Player of the Year in 2015.

DOWN THE STRETCH

What is on your bucket list: Go to all the continents.

Do you have a nickname: Sosa

What is your favorite vacation spot: Texas

What is the best advice you've been given: Work and don't expect anything to come from it.

Who is your mentor: Donald Mothershed

Who is your favorite artist: Drake

What is your favorite childhood food: Chicken

Who was your favorite athlete growing up: Terrell Owens

What are your pet peeves: Having things unorganized

What is one thing you can't live without: Family

What are your hobbies off the field: Binge watching movies



98 MCTELVIN AGIM

DEFENSIVE TACKLE

(UH-geem)



NFL HIGHLIGHTS

- Has seen action in 17 games with the Colts (2022) and Denver Broncos (2020-22) and has recorded 12 tackles (four solo), 1.0 tackle for loss, 1.5 sacks and two passes defended.
- In 2022, he spent Weeks 1-14 on the Denver practice squad before being signed to the Colts practice squad.
- Competed in seven games in 2021 and recorded four tackles (two solo), 1.0 tackle for loss, 1.5 sacks and one pass defended.
- In 2020, he saw action in 10 games and compiled eight tackles (two solo) and one pass defended.

COLLEGE HIGHLIGHTS

- Appeared in 49 games (40 starts) at Arkansas (2016-19) and recorded 148 tackles (62 solo), 31.5 tackles for loss, 14.5 sacks, four passes defended, six forced fumbles and two fumble recoveries.
- As a senior, he started all 12 games and compiled 39 tackles (20 solo), team highs in tackles for loss (8.5) and sacks (5.0), one forced fumble and one fumble recovery. Was named a Preseason Third Team All-SEC honoree by the coaches and media.
- In 2018, he started 12 games and tallied 45 tackles (16 solo), 10.0 tackles for loss, 4.5 sacks, one pass defended, a team-high three forced fumbles and one fumble recovery. He became the first Razorback to reach double-digit tackles for loss since 2015.
- As a sophomore, he saw action in 12 games (11 starts) and compiled 37 tackles (15 solo), 7.5 tackles for loss, 2.5 sacks, three passes defended and two forced fumbles.
- In 2016, he was named to the SEC All-Freshman Team after he appeared in 13 games (five starts) and recorded 27 tackles (eight solo), 5.5 tackles for loss and 2.5 sacks.

PERSONAL

- Attended Hope (Ark.) High School.
- Named the Gatorade Arkansas Football Player of the Year in 2015.
- Selected as the All-Arkansas Preps Defensive Player of the Year as a senior by the *Arkansas Democrat-Gazette*.
- Rated as the No. 1 player in the state of Arkansas by ESPN, *247Sports* and *Rivals*.
- Was a three-time all-state selection.
- Also participated in track and field and was a two-time state shot put champion.
- Majored in recreation and sport management.
- A native of Texarkana, Texas.

ADDITIONAL TRANSACTIONS

- Signed by Indianapolis to a reserve/future contract on January 9, 2023.
- Signed to the Colts practice squad on December 15, 2022.
- Released from the Denver Broncos practice squad on December 13, 2022.
- Signed to the Broncos practice squad on August 31, 2022.
- Waived by Denver on August 30, 2022.
- Selected by the Broncos in the third round (95th overall) of the 2020 NFL Draft.

MCTELVIN AGIM'S - NFL REGULAR SEASON STATISTICS

DATE	TEAM	GP	GS	TACKLES							INTERCEPTIONS					FUMBLES				ST			MISC					
				TK	S	A	TFL	YDS	SK	YDS	QBH	NO	YDS	LG	TD	PD	FF	FR	TD	YDS	TK	S	A	FF	FR	S	A	
2020	Broncos	10	0	8	2	6	0	0	0.0	0.0	0	0	0	0	1	0	0	0	0	0	0	0	0	0	0	0	0	
2021	Broncos	7	0	4	2	2	1	7	1.5	7.0	3	0	0	0	0	1	0	0	0	0	0	0	0	0	0	0	0	
2022	Broncos	0	0	0	0	0	0	0	0	0.0	0.0	0	0	0	0	0	0	0	0	0	0	0	0	0	0	0	0	
Went from Denver to Indianapolis.																												
2022	Colts	0	0	0	0	0	0	0	0	0.0	0.0	0	0	0	0	0	0	0	0	0	0	0	0	0	0	0	0	0
2022	TOTAL	0	0	0	0	0	0	0	0	0.0	0.0	0	0	0	0	0	0	0	0	0	0	0	0	0	0	0	0	0
TOTALS		17	0	12	4	8	1	7	1.5	7.0	3	0	0	0	0	2	0	0	0	0	0	0	0	0	0	0	0	0



@So_Splash



@So_Splash

98 MCTELVIN AGIM

DEFENSIVE TACKLE

(UH-geom)



SINGLE-GAME HIGHS: DEFENSIVE

Total Tackles 2 vs. Los Angeles Chargers, Nov 28, 2021
...2 more at 2.

Solo Tackles 1 vs. Los Angeles Chargers, Nov 28, 2021
...3 more at 1.

Sacks 1.0 vs. Los Angeles Chargers, Nov 28, 2021
0.5 vs. Baltimore Ravens, Oct 03, 2021

Passes Defensed 1 vs. Baltimore Ravens, Oct 03, 2021
...1 more at 1.

Tackles For Loss 1 vs. Los Angeles Chargers, Nov 28, 2021

2020 GAME-BY-GAME REGULAR-SEASON STATISTICS (BRONCOS)

DATE	OPPONENT	P/S	TACKLES							INTERCEPTIONS				FUMBLES				ST				MISC		W/L	SCORE		
			TK	S	A	SK	YDS	TFL	YDS	QBH	NO	YDS	LG	TD	PD	FF	FR	TD	YDS	TK	S	A	FF			FR	S
09/14	Titans																									L	14-16
09/20	at Steelers																									L	21-26
09/27	Buccaneers	P	0	0	0	0.0	0.0	0	0	0	0	0	0	0	0	0	0	0	0	0	0	0	0	0	0	L	10-28
10/01	at Jets	P	1	0	1	0.0	0.0	0	0	0	0	0	0	0	0	0	0	0	0	0	0	0	0	0	0	W	37-28
10/18	at Patriots																									W	18-12
10/25	Chiefs																									L	16-43
11/01	Chargers																									W	31-30
11/08	at Falcons	P	2	1	1	0.0	0.0	0	0	0	0	0	0	0	0	0	0	0	0	0	0	0	0	0	0	L	27-34
11/15	at Raiders	P	2	0	2	0.0	0.0	0	0	0	0	0	0	0	0	0	0	0	0	0	0	0	0	0	0	L	12-37
11/22	Dolphins	P	0	0	0	0.0	0.0	0	0	0	0	0	0	0	0	0	0	0	0	0	0	0	0	0	0	W	20-13
11/29	Saints	P	1	0	1	0.0	0.0	0	0	0	0	0	0	0	0	0	0	0	0	0	0	0	0	0	0	L	3-31
12/06	at Chiefs																									L	16-22
12/13	at Panthers	P	1	1	0	0.0	0.0	0	0	0	0	0	0	0	0	0	0	0	0	0	0	0	0	0	0	W	32-27
12/19	Bills	P	1	0	1	0.0	0.0	0	0	0	0	0	0	0	0	0	0	0	0	0	0	0	0	0	0	L	19-48
12/27	at Chargers	P	0	0	0	0.0	0.0	0	0	0	0	0	0	0	0	0	0	0	0	0	0	0	0	0	0	L	16-19
01/03	Raiders	P	0	0	0	0.0	0.0	0	0	0	0	0	0	0	0	0	0	0	0	0	0	0	0	0	0	L	31-32
2020 TOTALS		10-0	8	2	6	0.0	0.0	0	0	0	0	0	0	0	0	0	0	0	0	0	0	0	0	0	0	5-11	

2021 GAME-BY-GAME REGULAR-SEASON STATISTICS (BRONCOS)

DATE	OPPONENT	P/S	TACKLES							INTERCEPTIONS				FUMBLES				ST				MISC		W/L	SCORE		
			TK	S	A	SK	YDS	TFL	YDS	QBH	NO	YDS	LG	TD	PD	FF	FR	TD	YDS	TK	S	A	FF			FR	S
09/12	at Giants																									W	27-13
09/19	at Jaguars																									W	23-13
09/26	Jets																									W	26-0
10/03	Ravens	P	1	0	1	0.5	0.0	0	0	1	0	0	0	0	1	0	0	0	0	0	0	0	0	0	0	L	7-23
10/10	at Steelers																									L	19-27
10/17	Raiders																									L	24-34
10/21	at Browns	P	0	0	0	0.0	0.0	0	0	0	0	0	0	0	0	0	0	0	0	0	0	0	0	0	0	L	14-17
10/31	Football Team	P	1	1	0	0.0	0.0	0	0	0	0	0	0	0	0	0	0	0	0	0	0	0	0	0	0	W	17-10
11/07	at Cowboys	P	0	0	0	0.0	0.0	0	0	0	0	0	0	0	0	0	0	0	0	0	0	0	0	0	0	W	30-16
11/14	Eagles																									L	13-30
11/28	Chargers	P	2	1	1	1.0	7.0	1	7	2	0	0	0	0	0	0	0	0	0	0	0	0	0	0	0	W	28-13
12/05	at Chiefs	P	0	0	0	0.0	0.0	0	0	0	0	0	0	0	0	0	0	0	0	0	0	0	0	0	0	L	9-22
12/12	Lions																									W	38-10
12/19	Bengals	P	0	0	0	0.0	0.0	0	0	0	0	0	0	0	0	0	0	0	0	0	0	0	0	0	0	L	10-15
12/26	at Raiders																									L	13-17
01/02	at Chargers																									L	13-34
01/08	Chiefs																									L	24-28
2021 TOTALS		7-0	4	2	2	1.5	7.0	1	7	3	0	0	0	0	1	0	0	0	0	0	0	0	0	0	0	7-10	



@So_Splash



@So_Splash

98 MCTELVIN AGIM

DEFENSIVE TACKLE

(UH-gecm)



2022 GAME-BY-GAME REGULAR-SEASON STATISTICS (BRONCOS/COLTS)

DATE	OPPONENT	P/S	TACKLES							INTERCEPTIONS					FUMBLES				ST				MISC		W/L	SCORE	
			TK	S	A	SK	YDS	TFL	YDS	QBH	NO	YDS	LG	TD	PD	FF	FR	TD	YDS	TK	S	A	FF	FR			S
09/12	at Seahawks																									L	16-17
09/18	Texans																									W	16-9
09/25	49ers																								W	11-10	
10/02	at Raiders																								L	23-32	
10/06	Colts																								L	9-12+	
10/17	at Chargers																								L	16-19+	
10/23	Jets																								L	9-16	
10/30	at Jaguars																								W	21-17	
11/13	at Titans																								L	10-17	
11/20	Raiders																								L	16-22+	
11/27	at Panthers																								L	10-23	
12/04	at Ravens																								L	9-10	
12/11	Chiefs																								L	28-34	
12/17	at Vikings																								L	36-39+	
12/26	Chargers																								L	3-20	
01/01	at Giants																								L	10-38	
01/08	Texans																								L	31-32	
2022 TOTALS			0	0	0	0	0	0	0	0	0	0	0	0	0	0	0	0	0	0	0	0	0	0	0	3-14	

+ - Overtime



@So_Splash



@So_Splash

81 MO ALIE-COX

TIGHT END



MO ALIE-COX: ORIGINALLY SIGNED BY THE COLTS AS AN UNDRAFTED FREE AGENT ON APRIL 20, 2017.

6-5 • 267 LBS
NFL EXP: 6
(7TH YEAR WITH THE COLTS)
BORN: 9/19/93



COLLEGE:
VIRGINIA
COMMONWEALTH



4TH-AND-SHORT

- In his first six seasons, he accumulated 89 receptions for 1,125 yards and 11 touchdowns.
- Tallied a single-game career high in receptions (six) and tied his career high in touchdowns (two) in Week 4 of 2022 vs. TEN.
- As a college basketball player at VCU, he competed in 142 games (103 starts) and racked up 1,092 points, 663 rebounds, 87 steals, 112 assists and 255 blocks.
- Prior to the NFL, he hadn't played organized football since his freshman year of high school.

DOWN THE STRETCH

Favorite musician and/or song: My favorite musician would probably be Future. Favorite song would probably be "Rotation."

Hobbies outside of football: Playing basketball, playing Xbox. I play a lot of Madden, NBA 2K and Grand Theft Auto.

What is something interesting about you that most people may not know: I'm an avid cartoon watcher. I watch a lot of cartoons.

Favorite food: Pasta – chicken parmesan or chicken alfredo.

Favorite vacation spot: Believe it or not, I've never been on vacation, but I'd probably say when I go out to Los Angeles to visit friends.

Favorite television show: "Dragon Ball Z"

What's the one thing you couldn't live without: My phone and my mom of course.

Pregame ritual: I listen to a variety of different artists such as Migos, Lil Uzi, Future - music that gets you hype. Then I do certain stretches just to make sure I'm loose in certain areas more than others.

What's on your bucket list: Skydiving. It looks interesting. Bungee jumping would be one too as well as traveling the world.



THE TRANSITION

Alie-Cox grew up playing both football and basketball, but his opportunities in high school came on the hardwood, not the gridiron. After transferring to Middleburg (Va.) Academy, a school that didn't field a football team, he excelled on the basketball court and accepted a scholarship to play at VCU. In college, he starred as a forward for the Rams and became an accomplished shot blocker, posting the second-most blocks in school history (255). His athletic, 6-5, 267-pound frame with a 7-1 wingspan also caught the attention of NFL scouts and even players



like Jason Witten. "I always told myself if I ever had the chance to go play football again, I would probably take the opportunity to do it," Alie-Cox said.

EMULATING MOSS

Alie-Cox was a football fanatic as a youngster. "I liked football more than basketball growing up as a kid. All I did was watch football. Me and my brothers played tackle football, one-on-one in the yard all the time." He grew up idolizing his favorite player, wide receiver Randy Moss. Now as a pro tight end, Alie-Cox still tries to emulate Moss' game. "I like going over people, catching the ball, 'Mossin' people."



NFL HIGHLIGHTS

- Has played in 74 games (27 starts) and has tallied 89 receptions for 1,125 yards and 11 touchdowns. He has started one postseason contest and recorded four receptions for 32 yards.
- In 2022, he appeared in all 17 games (11 starts) and recorded 19 receptions for 189 yards and three touchdowns. In Week 4 vs. Tennessee, he led the team in receiving with 85 yards on a single-game career-high six receptions with two touchdowns. He tied his single-game career high for touchdown receptions.
- Competed in all 17 games (seven starts) in 2021 and tallied 24 receptions for 316 yards and four touchdowns. In Week 4 at Miami, he recorded three receptions for 42 yards and a single-game career-high two touchdowns. He became the first Colts tight end to tally two receiving touchdowns in the same game since Week 2 of 2018.

SMART MAN

Alie-Cox credits his college basketball coach, Shaka Smart, with helping him develop as person and as an athlete. Smart pushed him to graduate with higher than a 3.0 GPA. Alie-Cox met this goal in only three years before completing a master's program. Smart also helped Alie-Cox in the toughness and confidence departments. "I was good, but I couldn't do it for long spurts," Alie-Cox said. "He really challenged me, and I think that's helped me getting to this point, being able to fight through fatigue and focused in on being mentally tough." Alie-Cox would have to scream at the top of his lungs every time he entered Coach Smart's office. "It was his way of instilling confidence in me. I'm not a person that talks, so we'd do little things like that."



NFL HIGHLIGHTS CONT...

- In 2020, he appeared in 15 games (six starts) and tallied 31 receptions for 394 yards and two touchdowns. In Week 2 vs. Minnesota, he recorded a then-career high in receiving yards (111) on five receptions. They were both game highs as well. In Week 3 vs. the New York Jets, he recorded three receptions for 50 yards and one touchdown. Started one postseason contest and registered four receptions for 32 yards.
- Played in all 16 games (two starts) in 2019 and had eight receptions for 93 yards.
- In 2018, he saw action in nine games (one start) and had seven receptions for 133 yards and two touchdowns. Scored his first touchdown in Week 8 at Oakland on a 26-yard reception. Appeared in two postseason games (one start) and helped the Colts rush for a postseason franchise record 200 yards during AFC Wild Card weekend.
- Spent 13 weeks on the Colts practice squad in 2017 after being signed by the team as an undrafted free agent.

81 MO ALIE-COX

TIGHT END



COLLEGE HIGHLIGHTS

- Was a four-year standout on the Virginia Commonwealth University basketball team.
- Had not played football since his freshman year of high school, but his athleticism allowed him to make the transition to football similar to the paths of former Indianapolis tight ends Erik Swoope and Marcus Pollard, former San Diego Chargers tight end Antonio Gates and former Chicago tight end Jimmy Graham.
- With the Rams, started 103-of-142 games and totaled 1,092 points, 663 rebounds, 87 steals, 112 assists and 255 blocks in 3,322 minutes.
- Connected on 57.4 percent from the field and 68.7 percent from the free throw line.

PERSONAL

- Attended Middleburg (Va.) Academy.
- Listed as the No. 9 basketball recruit in Virginia, according to *Rivals.com*.
- Averaged nearly 20 points and over 10 rebounds per game during his senior campaign at Middleburg and was named an all-state first-team selection.
- As a junior, led Middleburg Academy with 16 points, 12 rebounds and seven blocks per game and earned all-state first-team accolades.
- Completed an undergrad degree in criminal justice in three years and added a master's degree in criminal justice and homeland security at VCU.
- After football, he's considering going back to law school and pursuing a career with the United States Secret Service agency.
- Participated in the NFL's My Cause My Cleats initiative and represented Kicking The Stigma (2021), Hands Up United (2020) and Dream Alive (2019).
- In 2020, he participated in a Colts' mobile pantry distribution and also attended a Marion County Juvenile Detention Center activation event.
- A native of Alexandria, Va.

ADDITIONAL TRANSACTIONS

- Re-signed by Indianapolis on May 3, 2021.
- Re-signed with the Colts on December 30, 2019.
- Signed to the Indianapolis active roster from the practice squad on October 12, 2018.
- Signed to the Colts practice squad on October 5, 2018.
- Waived by Indianapolis on October 3, 2018.
- Signed to the Colts active roster from the practice squad on September 28, 2018.
- Signed by the Colts to the practice squad on September 2, 2018.
- Waived by Indianapolis on September 1, 2018.
- Signed by the Colts to a reserve/future contract on January 1, 2018.
- Signed by the Colts to the practice squad on October 7, 2017.
- Waived by the Colts on August 11, 2017.

MO ALIE-COX'S - NFL REGULAR SEASON STATISTICS

DATE	TEAM	GP	GS	RECEIVING					RUSHING				
				NO.	YDS.	AVG.	LG	TD	NO.	YDS.	AVG.	LG	TD
2017	Colts	0	0	0	0	0.0	0	0	0	0	0.0	0	0
2018	Colts	9	1	7	133	19.0	34	2	0	0	0.0	0	0
2019	Colts	16	2	8	93	11.6	21	0	0	0	0.0	0	0
2020	Colts	15	6	31	394	12.7	45	2	0	0	0.0	0	0
2021	Colts	17	7	24	316	13.2	37	4	0	0	0.0	0	0
2022	Colts	17	11	19	189	9.9	34	3	0	0	0.0	0	0
TOTALS		74	27	89	1,125	12.6	45	11	0	0	0.0	0	0



MO ALIE-COX'S - NFL POSTSEASON STATISTICS

DATE	TEAM	GP	GS	RECEIVING					RUSHING				
				NO.	YDS.	AVG.	LG	TD	NO.	YDS.	AVG.	LG	TD
2018	Colts	2	1	0	0	0.0	0	0	0	0	0.0	0	0
2020	Colts	1	1	4	32	8.0	16	0	0	0	0.0	0	0
TOTALS		3	2	4	32	8.0	16	0	0	0	0.0	0	0

SINGLE-GAME HIGHS: RECEIVING

Receptions	6 vs. Tennessee Titans, Oct 02, 2022 5 vs. Minnesota Vikings, Sep 20, 2020 3 vs. Las Vegas Raiders, Jan 02, 2022 ...8 more at 3.	Receiving TDs	2 vs. Tennessee Titans, Oct 02, 2022 ...1 more at 2.
Receiving Yards	111 vs. Minnesota Vikings, Sep 20, 2020 85 vs. Tennessee Titans, Oct 02, 2022 50 at Baltimore Ravens, Oct 11, 2021 ...1 more at 50.	All-Purpose Yards	111 vs. Minnesota Vikings, Sep 20, 2020 85 vs. Tennessee Titans, Oct 02, 2022 50 at Baltimore Ravens, Oct 11, 2021 ...1 more at 50.
Receiving Average	22.2 vs. Minnesota Vikings, Sep 20, 2020 16.7 at Baltimore Ravens, Oct 11, 2021 ...1 more at 16.7.	Most TDs	2 vs. Tennessee Titans, Oct 02, 2022 ...1 more at 2.
Longest Receptions	45 vs. New York Jets, Sep 27, 2020 37 at Arizona Cardinals, Dec 25, 2021 34 vs. Tennessee Titans, Oct 02, 2022 ...1 more at 34.	Miscellaneous Tackles	1 at Jacksonville Jaguars, Jan 09, 2022 ...4 more at 1.

SINGLE-GAME HIGHS - POSTSEASON: RECEIVING

Receptions	4 at Buffalo Bills, Jan 09, 2021	Longest Receptions	16 at Buffalo Bills, Jan 09, 2021
Receiving Yards	32 at Buffalo Bills, Jan 09, 2021		6 at Buffalo Bills, Jan 09, 2021
Receiving Average	8.0 at Buffalo Bills, Jan 09, 2021		...1 more at 6.
		All-Purpose Yards	32 at Buffalo Bills, Jan 09, 2021

100-YARD RECEIVING GAMES (1): REGULAR SEASON

DATE	TEAM	NO.	YDS.	AVG.	LG	TD
09/20/20	VIKINGS	5	111	22.2	33	0

2017 GAME-BY-GAME REGULAR-SEASON STATISTICS (COLTS)

DATE	OPPONENT	P/S	RECEIVING					RUSHING					W/L	SCORE
			NO.	YDS.	AVG.	LG	TD	NO.	YDS.	AVG.	LG	TD		
09/10	at Rams												L	9-46
09/17	Cardinals												L	13-16+
09/24	Browns												W	31-28
10/01	at Seahawks												L	18-46
10/08	49ers												W	26-23+
10/16	at Titans												L	22-36
10/22	Jaguars												L	0-27
11/05	at Texans												W	20-14
11/12	Steelers												L	17-20
11/26	Titans												L	16-20
12/03	at Jaguars												L	10-30
12/10	at Bills												L	7-13+
12/14	Broncos												L	13-25
12/23	at Ravens												L	16-23
12/31	Texans												W	22-13
2017 TOTALS		0-0	0	0	0.0	0	0	0	0	0.0	0	0	0	4-11

+ - Overtime



2018 GAME-BY-GAME REGULAR-SEASON STATISTICS (COLTS)

DATE	OPPONENT	P/S	RECEIVING					RUSHING					W/L	SCORE
			NO.	YDS.	AVG.	LG	TD	NO.	YDS.	AVG.	LG	TD		
09/09	Bengals												L	23-34
09/16	at Redskins												W	21-9
09/23	at Eagles												L	16-20
09/30	Texans	P	1	17	17.0	17	0	0	0	0.0	0	0	L	34-37+
10/04	at Patriots												L	24-38
10/14	at Jets	P	1	34	34.0	34	0	0	0	0.0	0	0	L	34-42
10/21	Bills	P	1	7	7.0	7	0	0	0	0.0	0	0	W	37-5
10/28	at Raiders	P	1	26	26.0	26t	1	0	0	0.0	0	0	W	42-28
11/11	Jaguars	P	2	28	14.0	27	1	0	0	0.0	0	0	W	29-26
11/18	Titans	P	0	0	0.0	0	0	0	0	0.0	0	0	W	38-10
11/25	Dolphins												W	27-24
12/02	at Jaguars												L	0-6
12/09	at Texans												W	24-21
12/16	Cowboys	P	0	0	0.0	0	0	0	0	0.0	0	0	W	23-0
12/23	Giants	S	0	0	0.0	0	0	0	0	0.0	0	0	W	28-27
12/30	at Titans	P	1	21	21.0	21	0	0	0	0.0	0	0	W	33-17
2018 TOTALS		9-1	7	133	19.0	34	2	0	0	0.0	0	0	10-6	

+ - Overtime

2019 GAME-BY-GAME REGULAR-SEASON STATISTICS (COLTS)

DATE	OPPONENT	P/S	RECEIVING					RUSHING					W/L	SCORE
			NO.	YDS.	AVG.	LG	TD	NO.	YDS.	AVG.	LG	TD		
09/08	at Chargers	P	1	3	3.0	3	0	0	0	0.0	0	0	L	24-30+
09/15	at Titans	P	0	0	0.0	0	0	0	0	0.0	0	0	W	19-17
09/22	Falcons	P	2	25	12.5	16	0	0	0	0.0	0	0	W	27-24
09/29	Raiders	S	0	0	0.0	0	0	0	0	0.0	0	0	L	24-31
10/06	at Chiefs	P	1	10	10.0	10	0	0	0	0.0	0	0	W	19-13
10/20	Texans	P	0	0	0.0	0	0	0	0	0.0	0	0	W	30-23
10/27	Broncos	P	0	0	0.0	0	0	0	0	0.0	0	0	W	15-13
11/03	at Steelers	P	1	11	11.0	11	0	0	0	0.0	0	0	L	24-26
11/10	Dolphins	P	0	0	0.0	0	0	0	0	0.0	0	0	L	12-16
11/17	Jaguars	P	0	0	0.0	0	0	0	0	0.0	0	0	W	33-13
11/21	at Texans	P	0	0	0.0	0	0	0	0	0.0	0	0	L	17-20
12/01	Titans	P	0	0	0.0	0	0	0	0	0.0	0	0	L	17-31
12/08	at Buccaneers	P	1	8	8.0	8	0	0	0	0.0	0	0	L	35-38
12/16	at Saints	S	0	0	0.0	0	0	0	0	0.0	0	0	L	7-34
12/22	Panthers	P	1	21	21.0	21	0	0	0	0.0	0	0	W	38-6
12/29	at Jaguars	P	1	15	15.0	15	0	0	0	0.0	0	0	L	20-38
2019 TOTALS		16-2	8	93	11.6	21	0	0	0	0.0	0	0	7-9	

+ - Overtime

2020 GAME-BY-GAME REGULAR-SEASON STATISTICS (COLTS)

DATE	OPPONENT	P/S	RECEIVING					RUSHING					W/L	SCORE
			NO.	YDS.	AVG.	LG	TD	NO.	YDS.	AVG.	LG	TD		
09/13	at Jaguars	P	2	20	10.0	13	0	0	0	0.0	0	0	L	20-27
09/20	Vikings	S	5	111	22.2	33	0	0	0	0.0	0	0	W	28-11
09/27	Jets	P	3	50	16.7	45	1	0	0	0.0	0	0	W	36-7
10/04	at Bears	S	1	13	13.0	13t	1	0	0	0.0	0	0	W	19-11
10/11	at Browns	P	0	0	0.0	0	0	0	0	0.0	0	0	L	23-32
10/18	Bengals												W	31-27
11/01	at Lions	P	3	37	12.3	15	0	0	0	0.0	0	0	W	41-21
11/08	Ravens	P	3	43	14.3	21	0	0	0	0.0	0	0	L	10-24
11/12	at Titans	P	3	19	6.3	11	0	0	0	0.0	0	0	W	34-17
11/22	Packers	S	2	16	8.0	8	0	0	0	0.0	0	0	W	34-31+
11/29	Titans	P	2	19	9.5	11	0	0	0	0.0	0	0	L	26-45
12/06	at Texans	S	3	23	7.7	17	0	0	0	0.0	0	0	W	26-20
12/13	at Raiders	S	1	9	9.0	9	0	0	0	0.0	0	0	W	44-27
12/20	Texans	S	2	14	7.0	10	0	0	0	0.0	0	0	W	27-20
12/27	at Steelers	P	1	20	20.0	20	0	0	0	0.0	0	0	L	24-28
01/03	Jaguars	P	0	0	0.0	0	0	0	0	0.0	0	0	W	28-14
2020 TOTALS		15-6	31	394	12.7	45	2	0	0	0.0	0	0	11-5	

+ - Overtime



2021 GAME-BY-GAME REGULAR-SEASON STATISTICS (COLTS)

DATE	OPPONENT	P/S	RECEIVING					RUSHING					W/L	SCORE
			NO.	YDS.	AVG.	LG	TD	NO.	YDS.	AVG.	LG	TD		
09/12	Seahawks	P	0	0	0.0	0	0	0	0	0.0	0	0	L	16-28
09/19	Rams	P	1	18	18.0	18	0	0	0	0.0	0	0	L	24-27
09/26	at Titans	P	2	14	7.0	11	0	0	0	0.0	0	0	L	16-25
10/03	at Dolphins	S	3	42	14.0	28	2	0	0	0.0	0	0	W	27-17
10/11	at Ravens	S	3	50	16.7	24	0	0	0	0.0	0	0	L	25-31+
10/17	Texans	P	1	28	28.0	28t	1	0	0	0.0	0	0	W	31-3
10/24	at 49ers	S	3	25	8.3	11t	1	0	0	0.0	0	0	W	30-18
10/31	Titans	P	0	0	0.0	0	0	0	0	0.0	0	0	L	31-34+
11/04	Jets	P	1	28	28.0	28	0	0	0	0.0	0	0	W	45-30
11/14	Jaguars	S	1	6	6.0	6	0	0	0	0.0	0	0	W	23-17
11/21	at Bills	P	0	0	0.0	0	0	0	0	0.0	0	0	W	41-15
11/28	Buccaneers	S	1	8	8.0	8	0	0	0	0.0	0	0	L	31-38
12/05	at Texans	S	1	0	0.0	0	0	0	0	0.0	0	0	W	31-0
12/18	Patriots	S	0	0	0.0	0	0	0	0	0.0	0	0	W	27-17
12/25	at Cardinals	P	2	42	21.0	37	0	0	0	0.0	0	0	W	22-16
01/02	Raiders	P	3	28	9.3	17	0	0	0	0.0	0	0	L	20-23
01/09	at Jaguars	P	2	27	13.5	18	0	0	0	0.0	0	0	L	11-26
2021 TOTALS		17-7	24	316	13.2	37	4	0	0	0.0	0	0	9-8	

+ - Overtime

2022 GAME-BY-GAME REGULAR-SEASON STATISTICS (COLTS)

DATE	OPPONENT	P/S	RECEIVING					RUSHING					W/L/T	SCORE
			NO.	YDS.	AVG.	LG	TD	NO.	YDS.	AVG.	LG	TD		
09/11	at Texans	S	2	26	13.0	13	0	0	0	0.0	0	0	T	20-20
09/18	at Jaguars	P	1	9	9.0	9	0	0	0	0.0	0	0	L	0-24
09/25	Chiefs	P	1	9	9.0	9	0	0	0	0.0	0	0	W	20-17
10/02	Titans	S	6	85	14.2	34	2	0	0	0.0	0	0	L	17-24
10/06	at Broncos	S	1	7	7.0	7	0	0	0	0.0	0	0	W	12-9+
10/16	Jaguars	P	0	0	0.0	0	0	0	0	0.0	0	0	W	34-27
10/23	at Titans	S	0	0	0.0	0	0	0	0	0.0	0	0	L	10-19
10/30	Commanders	S	0	0	0.0	0	0	0	0	0.0	0	0	L	16-17
11/06	at Patriots	S	2	13	6.5	8	0	0	0	0.0	0	0	L	3-26
11/13	at Raiders	S	0	0	0.0	0	0	0	0	0.0	0	0	W	25-20
11/20	Eagles	S	1	14	14.0	14	0	0	0	0.0	0	0	L	16-17
11/28	Steelers	S	2	14	7.0	11	0	0	0	0.0	0	0	L	17-24
12/04	at Cowboys	P	1	6	6.0	6	0	0	0	0.0	0	0	L	19-54
12/17	at Vikings	P	0	0	0.0	0	0	0	0	0.0	0	0	L	36-39+
12/26	Chargers	P	1	2	2.0	2	0	0	0	0.0	0	0	L	3-20
01/01	at Giants	S	0	0	0.0	0	0	0	0	0.0	0	0	L	10-38
01/08	Texans	S	1	4	4.0	4t	1	0	0	0.0	0	0	L	31-32
2022 TOTALS		17-11	19	189	9.9	34	3	0	0	0.0	0	0	4-12-1	

+ - Overtime

2018 GAME-BY-GAME POSTSEASON STATISTICS (COLTS)

DATE	OPPONENT	P/S	RECEIVING					RUSHING					W/L	SCORE
			NO.	YDS.	AVG.	LG	TD	NO.	YDS.	AVG.	LG	TD		
01/05	at Texans	P	0	0	0.0	0	0	0	0	0.0	0	0	W	21-7
01/12	at Chiefs	S	0	0	0.0	0	0	0	0	0.0	0	0	L	13-31
2018 TOTALS		2-1	0	0	0.0	0	0	0	0	0.0	0	0	1-1	

2020 GAME-BY-GAME POSTSEASON STATISTICS (COLTS)

DATE	OPPONENT	P/S	RECEIVING					RUSHING					W/L	SCORE
			NO.	YDS.	AVG.	LG	TD	NO.	YDS.	AVG.	LG	TD		
01/09	at Bills	S	4	32	8.0	16	0	0	0	0.0	0	0	L	24-27
2020 TOTALS		1-1	4	32	8.0	16	0	0	0	0.0	0	0	0-1	



92 GENARD AVERY

DEFENSIVE END

(jub-NARD)



GENARD AVERY: SIGNED BY THE
COLTS AS A FREE AGENT ON JUNE 1, 2023

6-5 • 250 LBS
NFL EXP: 6
(1ST YEAR WITH THE COLTS)
BORN: 4/26/95



COLLEGE:
MEMPHIS

4TH-AND-SHORT

- In his first five seasons, he appeared in 62 games (17 starts) with the Buccaneers (2022), Eagles (2019-21) and Browns (2018-19) and totaled 100 tackles (61 solo), 8.5 sacks, 12 tackles for loss, one forced fumble, one fumble recovery and five passes defended. Also tallied six tackles (four solo) on special teams.
- Two-time first-team All-American Athletic Conference selection at linebacker.
- Holds the single-season Memphis record for tackles for loss (22.0).

NFL HIGHLIGHTS

- Has seen action in 62 games (17 starts) with the Buccaneers (2022), Eagles (2019-21) and Browns (2018-19) and has totaled 100 tackles (61 solo), 8.5 sacks, five passes defended, one forced fumble and one fumble recovery. He also has six tackles on special teams (four solo).
- In 2022, he saw action in nine games and totaled four solo tackles, 1.0 tackle for loss and 1.0 sack. Also added one stop on special teams.
- He saw action in all 16 games (12 starts) in 2021 and posted 43 tackles (21 solo), 4.0 tackles for loss and 1.0 sack.
- In 2020, he competed in 11 games and compiled 11 tackles (five solo), 2.0 tackles for loss, 1.5 sacks and one pass defended.
- Appeared in 10 total games in 2019 with Cleveland and Philadelphia and registered three tackles, half a sack and three special teams stops.
- In 2018, he competed in all 16 games (five starts) and recorded 39 tackles (29 solo), 5.0 tackles for loss, 4.5 sacks, four passes defended, one forced fumble and one fumble recovery. Also contributed one special teams tackle.



@averygenard

@genardavery

92 GENARD AVERY

DEFENSIVE END

(juh-NARD)



COLLEGE HIGHLIGHTS

- Appeared in 50 games at Memphis and totaled 232 tackles (170 solo), 45.5 tackles for loss, 21.5 sacks, seven passes defended, two interceptions, four forced fumbles and one fumble recovery.
- A two-time, first-team all-conference selection at linebacker.
- Participated in the 2018 NFL Combine and NFLPA Collegiate Bowl.
- Recognized by the University of Memphis's Center for Athletic Academic Services as a CAAS Most Improved Student for the 2015 spring semester.
- Earned 2016 and 2017 All-American Athletic Conference first-team honors.
- Was a member of a Tigers roster that qualified for bowl games in four consecutive seasons for the first time in school history.
- Holds the single-season Memphis record with 22.0 tackles for loss in 2017. Also notched 80 tackles (52 solo), 8.5 sacks, two forced fumbles, one fumble recovery, and two passes defended.
- In 2016, started in 13 games and was the team's second-leading tackler with 81 total stops. Led the team with 5.0 sacks and 11.0 tackles for loss in addition to two interceptions returned for touchdowns.
- Competed in 11 games (seven starts) in 2015 and finished with 53 tackles (42 solo). Ranked third on the team with 6.5 tackles for loss in addition to 3.0 sacks.
- As a freshman, played in all 13 games and finished with 18 tackles, 5.0 sacks, and 6.0 tackles for loss.

PERSONAL

- Attended Grenada High School in Grenada, Miss.
- Was named to the *Clarion-Ledger* 2013 All-State Team and was the Most Valuable Player of Mississippi 6A Region 1.
- Played in the Mississippi-Alabama All-Star Game.
- Tallied 75 tackles, 3.5 sacks and two forced fumble as a senior and scored five offensive touchdowns.
- A Class 6A state champion powerlifter and a four-year track and field letterwinner.
- Graduated in December of 2017, completing his undergraduate degree in organizational studies.
- A native of Grenada, Miss.

ADDITIONAL TRANSACTIONS

- Signed to the Tampa Bay Buccaneers active roster from the practice squad on October 11, 2022.
- Reverted back to the Tampa Bay practice squad on September 12, 2022.
- Signed to the Buccaneers active roster from the practice squad on September 10, 2022.
- Signed to the Tampa Bay practice squad on August 31, 2022.
- Released by the Buccaneers on August 30, 2022.
- Signed by Tampa Bay as a free agent on August 25, 2022.
- Released by the Pittsburgh Steelers on August 23, 2022.
- Signed as an unrestricted free agent by the Steelers on March 31, 2022.
- Traded by the Cleveland Browns to the Philadelphia Eagles in exchange for a 2021 fourth round draft pick on October 28, 2019.
- Selected by the Browns in the fifth round (150th overall) of the 2018 NFL Draft.

GENARD AVERY'S - NFL REGULAR SEASON STATISTICS

DATE	TEAM	GP	GS	TK	S	A	TACKLES					INTERCEPTIONS					FUMBLES				ST			MISC							
							TFL	YDS	SK	YDS	QBH	NO	YDS	LG	TD	PD	FF	FR	TD	YDS	TK	S	A	FF	FR	S	A				
2018	Browns	16	5	39	29	10	5	29	4.5	26.5	14	0	0	0	0	4	1	1	0	5	1	1	0	0	0	0	0	0	0	0	0
2019	Browns	2	0	1	1	0	0	0	0.0	0.0	0	0	0	0	0	0	0	0	0	0	0	0	0	0	0	0	0	0	0	0	0
Went from Cleveland to Philadelphia.																															
2019	Eagles	8	0	2	1	1	0	0	0.5	5.5	1	0	0	0	0	0	0	0	0	0	3	1	2	0	0	0	0	0	0	0	0
2019	TOTAL	10	0	3	2	1	0	0	0.5	5.5	1	0	0	0	0	0	0	0	0	0	3	1	2	0	0	0	0	0	0	0	0
2020	Eagles	11	0	11	5	6	2	7	1.5	7.0	7	0	0	0	1	0	0	0	0	0	1	1	0	0	0	0	0	0	0	0	0
2021	Eagles	16	12	43	21	22	4	16	1.0	13.0	2	0	0	0	0	0	0	0	0	0	0	0	0	0	0	0	0	0	0	0	0
2022	Buccaneers	9	0	4	4	0	1	2	1.0	2.0	5	0	0	0	0	0	0	0	0	0	1	1	0	0	0	0	0	0	0	0	0
TOTALS		62	17	100	61	39	12	54	8.5	54.0	29	0	0	0	0	5	1	1	0	5	6	4	2	0	0	0	0	0	0	0	0



@averygenard



@genardavery

92

GENARD AVERY

DEFENSIVE END

(jub-NARD)



2019 GAME-BY-GAME REGULAR-SEASON STATISTICS (BROWNS/EAGLES)

DATE	OPPONENT	P/S	TACKLES							INTERCEPTIONS				FUMBLES				ST				MISC		W/L	SCORE		
			TK	S	A	SK	YDS	TFL	YDS	QBH	NO	YDS	LG	TD	PD	FF	FR	TD	YDS	TK	S	A	FF			FR	S
09/08	Titans																									L	13-43
09/16	at Jets																									W	23-3
09/22	Rams	P	1	1	0	0.0	0.0	0	0	0	0	0	0	0	0	0	0	0	0	0	0	0	0	0	0	L	13-20
09/29	at Ravens																								W	40-25	
10/07	at 49ers																								L	3-31	
10/13	Seahawks																								L	28-32	
10/27	at Patriots	P	0	0	0	0.0	0.0	0	0	0	0	0	0	0	0	0	0	0	0	0	0	0	0	0	0	L	13-27
Went from Browns to Eagles.																											
11/03	Bears	P	2	1	1	0.5	5.5	0	0	1	0	0	0	0	0	0	0	0	1	0	1	0	0	0	0	W	22-14
11/17	Patriots	P	0	0	0	0.0	0.0	0	0	0	0	0	0	0	0	0	0	0	0	0	0	0	0	0	0	L	10-17
11/24	Seahawks	P	0	0	0	0.0	0.0	0	0	0	0	0	0	0	0	0	0	0	0	0	0	0	0	0	0	L	9-17
12/01	at Dolphins	P	0	0	0	0.0	0.0	0	0	0	0	0	0	0	0	0	0	0	0	0	0	0	0	0	0	L	31-37
12/09	Giants	P	0	0	0	0.0	0.0	0	0	0	0	0	0	0	0	0	0	0	0	0	0	0	0	0	0	W	23-17+
12/15	at Redskins	P	0	0	0	0.0	0.0	0	0	0	0	0	0	0	0	0	0	0	0	0	0	0	0	0	0	W	37-27
12/22	Cowboys	P	0	0	0	0.0	0.0	0	0	0	0	0	0	0	0	0	0	0	0	0	0	0	0	0	0	W	17-9
12/29	at Giants	P	0	0	0	0.0	0.0	0	0	0	0	0	0	0	0	0	0	0	2	1	1	0	0	0	0	W	34-17
2019 TOTALS		10-0	3	2	1	0.5	5.5	0	0	1	0	0	0	0	0	0	0	0	0	0	0	0	0	0	0	7-8	

+ - Overtime

2020 GAME-BY-GAME REGULAR-SEASON STATISTICS (EAGLES)

DATE	OPPONENT	P/S	TACKLES							INTERCEPTIONS				FUMBLES				ST				MISC		W/L	SCORE		
			TK	S	A	SK	YDS	TFL	YDS	QBH	NO	YDS	LG	TD	PD	FF	FR	TD	YDS	TK	S	A	FF			FR	S
09/13	at Football Team	P	1	0	1	0.5	0.0	0	0	1	0	0	0	0	0	0	0	0	0	0	0	0	0	0	0	L	17-27
09/20	Rams																									L	19-37
09/27	Bengals	P	1	1	0	0.0	0.0	0	0	0	0	0	0	0	0	0	0	0	0	0	0	0	0	0	0	T	23-23
10/04	at 49ers	P	1	1	0	1.0	7.0	1	7	5	0	0	0	0	0	0	0	0	0	0	0	0	0	0	0	W	25-20
10/11	at Steelers	P	1	1	0	0.0	0.0	0	0	0	0	0	0	0	0	0	0	0	1	1	0	0	0	0	0	L	29-38
10/18	Ravens	P	0	0	0	0.0	0.0	0	0	0	0	0	0	0	1	0	0	0	0	0	0	0	0	0	0	L	28-30
10/22	Giants	P	0	0	0	0.0	0.0	0	0	0	0	0	0	0	0	0	0	0	0	0	0	0	0	0	0	W	22-21
11/01	Cowboys																									W	23-9
11/15	at Giants																									L	17-27
11/22	at Browns																									L	17-22
11/30	Seahawks	P	0	0	0	0.0	0.0	0	0	0	0	0	0	0	0	0	0	0	0	0	0	0	0	0	0	L	17-23
12/06	at Packers																									L	16-30
12/13	Saints	P	0	0	0	0.0	0.0	0	0	0	0	0	0	0	0	0	0	0	0	0	0	0	0	0	0	W	24-21
12/20	at Cardinals	P	2	1	1	0.0	0.0	1	0	0	0	0	0	0	0	0	0	0	0	0	0	0	0	0	0	L	26-33
12/27	at Cowboys	P	4	1	3	0.0	0.0	0	0	0	0	0	0	0	0	0	0	0	0	0	0	0	0	0	0	L	17-37
01/03	Football Team	P	1	0	1	0.0	0.0	0	0	1	0	0	0	0	0	0	0	0	0	0	0	0	0	0	0	L	14-20
2020 TOTALS		11-0	11	5	6	1.5	7.0	2	7	7	0	0	0	0	1	0	0	0	0	0	0	0	0	0	0	4-11-1	



@averygenard



@genardavery



2021 GAME-BY-GAME REGULAR-SEASON STATISTICS (EAGLES)

DATE	OPPONENT	P/S	TACKLES							INTERCEPTIONS				FUMBLES			ST				MISC		W/L	SCORE				
			TK	S	A	SK	YDS	TFL	YDS	QBH	NO	YDS	LG	TD	PD	FF	FR	TD	YDS	TK	S	A			FF	FR	S	A
09/12	at Falcons	S	2	0	2	0.0	0.0	0	0	0	1	0	0	0	0	0	0	0	0	0	0	0	0	0	0	0	W	32-6
09/19	49ers	S	7	3	4	0.0	0.0	0	0	0	0	0	0	0	0	0	0	0	0	0	0	0	0	0	0	L	11-17	
09/27	at Cowboys	P	4	2	2	0.0	0.0	1	1	0	0	0	0	0	0	0	0	0	0	0	0	0	0	0	0	L	21-41	
10/03	Chiefs	P	1	0	1	0.0	0.0	0	0	0	0	0	0	0	0	0	0	0	0	0	0	0	0	0	0	L	30-42	
10/10	at Panthers	S	8	4	4	0.0	0.0	1	0	0	0	0	0	0	0	0	0	0	0	0	0	0	0	0	0	W	21-18	
10/14	Buccaneers	S	4	2	2	0.0	0.0	0	0	0	0	0	0	0	0	0	0	0	0	0	0	0	0	0	0	L	22-28	
10/24	at Raiders	S	1	1	0	0.0	0.0	0	0	0	0	0	0	0	0	0	0	0	0	0	0	0	0	0	0	L	22-33	
10/31	at Lions	S	2	1	1	0.0	0.0	0	0	0	0	0	0	0	0	0	0	0	0	0	0	0	0	0	0	W	44-6	
11/07	Chargers	S	3	2	1	0.0	0.0	0	0	0	0	0	0	0	0	0	0	0	0	0	0	0	0	0	0	L	24-27	
11/14	at Broncos	S	0	0	0	0.0	0.0	0	0	0	0	0	0	0	0	0	0	0	0	0	0	0	0	0	0	W	30-13	
11/21	Saints	P	1	1	0	0.0	0.0	1	2	0	0	0	0	0	0	0	0	0	0	0	0	0	0	0	0	W	40-29	
11/28	at Giants	S	2	1	1	0.0	0.0	0	0	0	0	0	0	0	0	0	0	0	0	0	0	0	0	0	0	L	7-13	
12/05	at Jets	S	3	1	2	0.0	0.0	0	0	0	0	0	0	0	0	0	0	0	0	0	0	0	0	0	0	W	33-18	
12/21	Football Team	S	1	1	0	0.0	0.0	0	0	0	0	0	0	0	0	0	0	0	0	0	0	0	0	0	0	W	27-17	
12/26	Giants	S	1	1	0	0.0	0.0	0	0	0	0	0	0	0	0	0	0	0	0	0	0	0	0	0	0	W	34-10	
01/02	at Football Team	P	3	1	2	1.0	13.0	1	13	1	0	0	0	0	0	0	0	0	0	0	0	0	0	0	0	W	20-16	
01/08	Cowboys		DID NOT PLAY																			L	26-51					
2021 TOTALS	16-12		43	21	22	1.0	13.0	4	16	2	0	0	0	0	0	0	0	0	0	0	0	0	0	0	0	0	9-8	

2022 GAME-BY-GAME REGULAR-SEASON STATISTICS (BUCCANEERS)

DATE	OPPONENT	P/S	TACKLES							INTERCEPTIONS				FUMBLES			ST				MISC		W/L	SCORE				
			TK	S	A	SK	YDS	TFL	YDS	QBH	NO	YDS	LG	TD	PD	FF	FR	TD	YDS	TK	S	A			FF	FR	S	A
09/11	at Cowboys	P	0	0	0	0.0	0.0	0	0	0	0	0	0	0	0	0	0	0	0	0	0	0	0	0	0	0	W	19-3
09/18	at Saints		PRACTICE SQUAD																			W	20-10					
09/25	Packers		PRACTICE SQUAD																			L	12-14					
10/02	Chiefs		PRACTICE SQUAD																			L	31-41					
10/09	Falcons		PRACTICE SQUAD																			W	21-15					
10/16	at Steelers	P	0	0	0	0.0	0.0	0	0	0	0	0	0	0	0	0	0	0	1	1	0	0	0	0	0	L	18-20	
10/23	at Panthers	P	0	0	0	0.0	0.0	0	0	0	0	0	0	0	0	0	0	0	0	0	0	0	0	0	0	0	L	3-21
10/27	Ravens	P	0	0	0	0.0	0.0	0	0	0	0	0	0	0	0	0	0	0	0	0	0	0	0	0	0	0	L	22-27
11/06	Rams	P	2	2	0	1.0	2.0	1	2	3	0	0	0	0	0	0	0	0	0	0	0	0	0	0	0	0	W	16-13
11/13	Seahawks	P	0	0	0	0.0	0.0	0	0	0	0	0	0	0	0	0	0	0	0	0	0	0	0	0	0	0	W	21-16
11/27	at Browns	P	1	1	0	0.0	0.0	0	0	1	0	0	0	0	0	0	0	0	0	0	0	0	0	0	0	0	L	17-23+
12/05	Saints	P	0	0	0	0.0	0.0	0	0	1	0	0	0	0	0	0	0	0	0	0	0	0	0	0	0	0	W	17-16
12/11	at 49ers	P	1	1	0	0.0	0.0	0	0	0	0	0	0	0	0	0	0	0	0	0	0	0	0	0	0	0	L	7-35
12/18	Bengals		ON INACTIVE LIST																			L	23-34					
12/25	at Cardinals		INJURED RESERVE																			W	19-16+					
01/01	Panthers		INJURED RESERVE																			W	30-24					
01/08	at Falcons		INJURED RESERVE																			L	17-30					
2022 TOTALS	9-0		4	4	0	1.0	2.0	1	2	5	0	0	0	0	0	0	0	0	1	1	0	0	0	0	0	0	8-9	

+ - Overtime

2019 GAME-BY-GAME POSTSEASON STATISTICS (EAGLES)

DATE	OPPONENT	P/S	TACKLES							INTERCEPTIONS				FUMBLES			ST				MISC		W/L	SCORE			
			TK	S	A	SK	YDS	TFL	YDS	QBH	NO	YDS	LG	TD	PD	FF	FR	TD	YDS	TK	S	A			FF	FR	S
01/05	Seahawks		INACTIVE																			L	9-17				
2019 TOTALS			0	0	0	0.0	0.0	0	0	0	0	0	0	0	0	0	0	0	0	0	0	0	0	0	0	0	0-1

2021 GAME-BY-GAME POSTSEASON STATISTICS (EAGLES)

DATE	OPPONENT	P/S	TACKLES							INTERCEPTIONS				FUMBLES			ST				MISC		W/L	SCORE				
			TK	S	A	SK	YDS	TFL	YDS	QBH	NO	YDS	LG	TD	PD	FF	FR	TD	YDS	TK	S	A			FF	FR	S	A
01/16	at Buccaneers	P	1	0	1	0.0	0.0	0	0	0	0	0	0	0	0	0	0	0	0	0	0	0	0	0	0	0	L	15-31
2021 TOTALS	1-0		1	0	1	0.0	0.0	0	0	0	0	0	0	0	0	0	0	0	0	0	0	0	0	0	0	0	0-1	

2022 GAME-BY-GAME POSTSEASON STATISTICS (BUCCANEERS)

DATE	OPPONENT	P/S	TACKLES							INTERCEPTIONS				FUMBLES			ST				MISC		W/L	SCORE			
			TK	S	A	SK	YDS	TFL	YDS	QBH	NO	YDS	LG	TD	PD	FF	FR	TD	YDS	TK	S	A			FF	FR	S
01/16	Cowboys		INJURED RESERVE																			L	14-31				
2022 TOTALS			0	0	0	0.0	0.0	0	0	0	0	0	0	0	0	0	0	0	0	0	0	0	0	0	0	0	0-1



39 DARRELL BAKER JR.

CORNERBACK



DARRELL BAKER JR.:
ORIGINALLY SIGNED TO THE COLTS
PRACTICE SQUAD ON SEPTEMBER 13, 2022.



6-1 · 190 LBS
NFL EXP: 1
(2ND YEAR WITH THE COLTS)
BORN: 3/27/98



COLLEGE:
GEORGIA
SOUTHERN

4TH-AND-SHORT

- In his first season, he was active for three games with the Colts (2022) and recorded one fumble recovery.
- Collegiately, he played in 56 career games (26 starts) at Georgia Southern (2016-21) and compiled 121 tackles (80 solo), 4.5 tackles for loss, 21 passes defended, three interceptions and two forced fumbles.

DOWN THE STRETCH

Favorite musician: Drake.

Hobbies outside of football: Photography, reading and anything technology.

Favorite food: Steak.

Favorite vacation spot: Believe it or not, I've never been on vacation, but I'd probably say when I go out to Los Angeles to visit friends.

What is your nickname: Tank.

Who is your mentor: God.

Pregame ritual: Watch film all the way until game time. The first song I listen to is "2019" by Rod Wave to start the day. First song in the car is "Tems" by Free Mind.

MILITARY FAMILY

Darrell's parents, Darrell Baker Sr. and Johnetta Dixon, are both retired Army veterans. Despite growing up and playing high school football in Hephzibah, Ga., he was born in Panama City, Panama.



@12_darrell

@dj.darrell

39

DARRELL BAKER JR.

CORNERBACK



2022 GAME-BY-GAME REGULAR-SEASON STATISTICS (COLTS)

DATE	OPPONENT	P/S	TACKLES							INTERCEPTIONS				FUMBLES				ST				MISC		SCORE				
			TK	S	A	SK	YDS	TFL	YDS	QBH	NO	YDS	LG	TD	PD	FF	FR	TD	YDS	TK	S	A	FF		FR	S	A	W/L/T
09/11	at Texans																									T	20-20	
09/18	at Jaguars																									L	0-24	
09/25	Chiefs																									W	20-17	
10/02	Titans																									L	17-24	
10/06	at Broncos																									W	12-9+	
10/16	Jaguars																									W	34-27	
10/23	at Titans																									L	10-19	
10/30	Commanders																									L	16-17	
11/06	at Patriots																									L	3-26	
11/13	at Raiders																									W	25-20	
11/20	Eagles																									L	16-17	
11/28	Steelers																									L	17-24	
12/04	at Cowboys																									L	19-54	
12/17	at Vikings	P	0	0	0	0.0	0.0	0	0	0	0	0	0	0	0	0	0	0	0	0	0	0	0	0	0	0	L	36-39+
12/26	Chargers																									L	3-20	
01/01	at Giants	P	0	0	0	0.0	0.0	0	0	0	0	0	0	0	0	0	0	0	0	0	0	0	0	0	0	L	10-38	
01/08	Texans	P	0	0	0	0.0	0.0	0	0	0	0	0	0	0	0	0	0	0	0	0	0	0	1	0	0	L	31-32	
2022 TOTALS		3-0	0	0	0	0.0	0.0	0	0	0	0	0	0	0	0	0	0	0	0	0	0	0	0	1	0	0	4-12-1	

+ - Overtime



@12_darrell



@dj.darrell

36 HENRY BLACK

SAFETY



HENRY BLACK: ORIGINALLY SIGNED TO THE COLTS PRACTICE SQUAD ON SEPTEMBER 13, 2022.

6-0 • 204 LBS
NFL EXP: 3
(2ND YEAR WITH THE COLTS)
BORN: 1/3/97



COLLEGE:
BAYLOR

4TH-AND-SHORT

- In his first three seasons with the Colts (2022) and Packers (2021-22), he appeared in 25 games and totaled 27 tackles (20 solo), two passes defended, one interception, two forced fumbles and 19 special teams stops.
- Played in the 2014 Louisiana High School All-Star game.

NFL HIGHLIGHTS

- Has seen action in 25 games with the Colts (2022) and Packers (2020-21) and has tallied 27 tackles (20 solo), two passes defended, one interception, two forced fumbles and 19 special teams stops.
- Spent most of the 2022 season on the Colts practice squad.
- In 2021, he appeared in all 17 games and compiled 24 tackles (17 solo), two passes defended, one interception and one forced fumble.
- Saw action in eight games in 2020 and tallied three solo tackles and one forced fumble.





COLLEGE HIGHLIGHTS

- Appeared in 52 games (24 starts) at Baylor (2016-19) and registered 119 tackles (42 solo), 4.0 tackles for loss, 2.0 sacks, six passes defended, two interceptions and two forced fumbles. Finished his career ranked second among active Baylor players in career games played.
- In 2019, he started all 14 games and recorded 62 tackles (40 solo), 1.0 tackle for loss, four passes defended, one interception and one forced fumble.
- As a redshirt junior, he saw action in 13 games with starts at linebacker (three) and safety (one) and compiled 24 tackles (18 solo), 3.0 tackles for loss, 2.0 sacks and one forced fumble.
- In 2017, he appeared in all 12 games (six starts) and tallied 25 tackles (13 solo), one pass defended and one interception.
- As a redshirt freshman, he saw action in 13 games and registered eight tackles (six solo).
- Redshirted the 2015 season.

PERSONAL

- Attended Woodlawn High School in Shreveport, La.
- Played in the 2014 Louisiana High School All-Star game.
- Earned 2014 all-state honorable mention accolades and was named 2014 first team all-district as a defensive back and second team as a wide receiver.
- Garnered 2013 all-state honorable mention honors as a junior and was named 2013 first team all-district 1-4A as a defensive back.
- A native of Shreveport, La.

ADDITIONAL TRANSACTIONS

- Signed by Indianapolis to a reserve/future contract on January 9, 2023.
- Signed to the Colts practice squad on September 13, 2022.
- Waived by the Atlanta Falcons on August 30, 2022.
- Signed by the Falcons as a free agent on July 28, 2022.
- Waived by the New York Giants on July 26, 2022.
- Signed by the Giants as a free agent on May 18, 2022.
- Signed to the Green Bay Packers active roster from the practice squad on December 8, 2020.
- Signed to the Packers practice squad on November 16, 2020.
- Signed to the Green Bay active roster from the practice squad on October 31, 2020.
- Signed to the Packers practice squad on October 26, 2020.
- Signed to the Green Bay active roster from the practice squad on October 24, 2020.
- Signed to the Packers practice squad on September 6, 2020.
- Waived by Green Bay on September 5, 2020.
- Signed by the Packers as an undrafted free agent on April 29, 2020.

HENRY BLACK'S - NFL REGULAR SEASON STATISTICS

DATE	TEAM	GP	GS	TK	S	A	TACKLES					INTERCEPTIONS					FUMBLES					ST					MISC	
							TFL	YDS	SK	YDS	QBH	NO	YDS	LG	TD	PD	FF	FR	TD	YDS	TK	S	A	FF	FR	S	A	
2020	Packers	8	0	3	3	0	0	0	0.0	0.0	0	0	0	0	0	1	0	0	0	5	3	2	0	0	0	0		
2021	Packers	17	0	24	17	7	0	0	0.0	0.0	0	1	0	0	0	2	0	0	0	14	11	3	1	0	0	0		
2022	Colts	0	0	0	0	0	0	0	0.0	0.0	0	0	0	0	0	0	0	0	0	0	0	0	0	0	0	0		
TOTALS		25	0	27	20	7	0	0	0.0	0.0	0	1	0	0	0	2	1	0	0	19	14	5	1	0	0	0		

HENRY BLACK'S - NFL POSTSEASON STATISTICS

DATE	TEAM	GP	GS	TK	S	A	TACKLES					INTERCEPTIONS					FUMBLES					ST					MISC	
							TFL	YDS	SK	YDS	QBH	NO	YDS	LG	TD	PD	FF	FR	TD	YDS	TK	S	A	FF	FR	S	A	
2020	Packers	2	0	0	0	0	0	0	0.0	0.0	0	0	0	0	0	0	0	0	0	4	2	2	0	0	0	0		
2021	Packers	1	0	2	1	1	0	0	0.0	0.0	0	0	0	0	0	0	0	0	0	0	0	0	0	0	0	0		
TOTALS		3	0	2	1	1	0	0	0.0	0.0	0	0	0	0	0	0	0	0	0	4	2	2	0	0	0	0		



SINGLE-GAME HIGHS: DEFENSIVE

Total Tackles	4 vs. Los Angeles Rams, Nov 28, 2021 ...1 more at 4.	Interceptions	1 at Arizona Cardinals, Oct 28, 2021
Solo Tackles	4 at Chicago Bears, Oct 17, 2021 3 vs. Seattle Seahawks, Nov 14, 2021 2 vs. Chicago Bears, Dec 12, 2021 ...4 more at 2.	Special Teams Tackles	2 vs. Cleveland Browns, Dec 25, 2021 ...3 more at 2.
Passes Defensed	1 vs. Chicago Bears, Dec 12, 2021 ...1 more at 1.	Special Teams Forced Fumbles	1 vs. Chicago Bears, Dec 12, 2021
Forced Fumbles	1 at Houston Texans, Oct 25, 2020		

SINGLE-GAME HIGHS - POSTSEASON: DEFENSIVE

Total Tackles	2 vs. San Francisco 49ers, Jan 22, 2022	Special Teams Tackles	3 vs. Los Angeles Rams, Jan 16, 2021
Solo Tackles	1 vs. San Francisco 49ers, Jan 22, 2022		1 vs. Tampa Bay Buccaneers, Jan 24, 2021

2020 GAME-BY-GAME REGULAR-SEASON STATISTICS (PACKERS)

DATE	OPPONENT	P/S	TACKLES							INTERCEPTIONS					FUMBLES				ST				MISC		W/L	SCORE		
			TK	S	A	SK	YDS	TFL	YDS	QBH	NO	YDS	LG	TD	PD	FF	FR	TD	YDS	TK	S	A	FF	FR			S	A
09/13	at Vikings																									W	43-34	
09/20	Lions																									W	42-21	
09/27	at Saints																									W	37-30	
10/05	Falcons																									W	30-16	
10/18	at Buccaneers																									L	10-38	
10/25	at Texans	P	2	2	0	0.0	0.0	0	0	0	0	0	0	0	1	0	0	0	0	0	0	0	0	0	0	0	W	35-20
11/01	Vikings	P	0	0	0	0.0	0.0	0	0	0	0	0	0	0	0	0	0	0	1	1	0	0	0	0	0	0	L	22-28
11/05	at 49ers	P	1	1	0	0.0	0.0	0	0	0	0	0	0	0	0	0	0	0	2	1	1	0	0	0	0	0	W	34-17
11/15	Jaguars	P	0	0	0	0.0	0.0	0	0	0	0	0	0	0	0	0	0	0	0	0	0	0	0	0	0	0	W	24-20
11/22	at Colts																									L	31-34+	
11/29	Bears																									W	41-25	
12/06	Eagles																									W	30-16	
12/13	at Lions	P	0	0	0	0.0	0.0	0	0	0	0	0	0	0	0	0	0	0	0	0	0	0	0	0	0	0	W	31-24
12/19	Panthers	P	0	0	0	0.0	0.0	0	0	0	0	0	0	0	0	0	0	0	0	0	0	0	0	0	0	0	W	24-16
12/27	Titans	P	0	0	0	0.0	0.0	0	0	0	0	0	0	0	0	0	0	0	2	1	1	0	0	0	0	0	W	40-14
01/03	at Bears	P	0	0	0	0.0	0.0	0	0	0	0	0	0	0	0	0	0	0	0	0	0	0	0	0	0	0	W	35-16
2020 TOTALS		8-0	3	3	0	0.0	0.0	0	0	0	0	0	0	0	1	0	0	0	5	3	2	0	0	0	0	0	13-3	

+ - Overtime

2021 GAME-BY-GAME REGULAR-SEASON STATISTICS (PACKERS)

DATE	OPPONENT	P/S	TACKLES							INTERCEPTIONS					FUMBLES				ST				MISC		W/L	SCORE		
			TK	S	A	SK	YDS	TFL	YDS	QBH	NO	YDS	LG	TD	PD	FF	FR	TD	YDS	TK	S	A	FF	FR			S	A
09/12	at Saints	P	0	0	0	0.0	0.0	0	0	0	0	0	0	0	0	0	0	0	0	0	0	0	0	0	0	0	L	3-38
09/20	Lions	P	0	0	0	0.0	0.0	0	0	0	0	0	0	0	0	0	0	0	1	1	0	0	0	0	0	0	W	35-17
09/26	at 49ers	P	1	0	1	0.0	0.0	0	0	0	0	0	0	0	0	0	0	0	2	2	0	0	0	0	0	0	W	30-28
10/03	Steelers	P	0	0	0	0.0	0.0	0	0	0	0	0	0	0	0	0	0	0	0	0	0	0	0	0	0	0	W	27-17
10/10	at Bengals	P	1	0	1	0.0	0.0	0	0	0	0	0	0	0	0	0	0	0	1	0	1	0	0	0	0	0	W	25-22+
10/17	at Bears	P	4	4	0	0.0	0.0	0	0	0	0	0	0	0	0	0	0	0	0	0	0	0	0	0	0	0	W	24-14
10/24	Football Team	P	2	2	0	0.0	0.0	0	0	0	0	0	0	0	0	0	0	0	1	1	0	0	0	0	0	0	W	24-10
10/28	at Cardinals	P	2	2	0	0.0	0.0	0	0	0	1	0	0	0	1	0	0	0	1	0	1	0	0	0	0	0	W	24-21
11/07	at Chiefs	P	0	0	0	0.0	0.0	0	0	0	0	0	0	0	0	0	0	0	0	0	0	0	0	0	0	0	L	7-13
11/14	Seahawks	P	3	3	0	0.0	0.0	0	0	0	0	0	0	0	0	0	0	0	1	1	0	0	0	0	0	0	W	17-0
11/21	at Vikings	P	1	1	0	0.0	0.0	0	0	0	0	0	0	0	0	0	0	0	1	1	0	0	0	0	0	0	L	31-34
11/28	Rams	P	4	2	2	0.0	0.0	0	0	0	0	0	0	0	0	0	0	0	1	1	0	0	0	0	0	0	W	36-28
12/12	Bears	P	3	2	1	0.0	0.0	0	0	0	0	0	0	0	1	0	0	0	1	1	0	1	0	0	0	0	W	45-30
12/19	at Ravens	P	0	0	0	0.0	0.0	0	0	0	0	0	0	0	0	0	0	0	1	1	0	0	0	0	0	0	W	31-30
12/25	Browns	P	0	0	0	0.0	0.0	0	0	0	0	0	0	0	0	0	0	0	2	1	1	0	0	0	0	0	W	24-22
01/02	Vikings	P	0	0	0	0.0	0.0	0	0	0	0	0	0	0	0	0	0	0	1	1	0	0	0	0	0	0	W	37-10
01/09	at Lions	P	3	1	2	0.0	0.0	0	0	0	0	0	0	0	0	0	0	0	0	0	0	0	0	0	0	0	L	30-37
2021 TOTALS		17-0	24	17	7	0.0	0.0	0	0	0	1	0	0	0	2	0	0	0	14	11	3	1	0	0	0	0	13-4	

+ - Overtime



2022 GAME-BY-GAME REGULAR-SEASON STATISTICS (COLTS)

DATE	OPPONENT	P/S	TACKLES							INTERCEPTIONS					FUMBLES				ST				MISC		W/L	SCORE		
			TK	S	A	SK	YDS	TFL	YDS	QBH	NO	YDS	LG	TD	PD	FF	FR	TD	YDS	TK	S	A	FF	FR			S	A
09/11	at Texans																										T	20-20
09/18	at Jaguars																										L	0-24
09/25	Chiefs																										W	20-17
10/02	Titans																										L	17-24
10/06	at Broncos																										W	12-9+
10/16	Jaguars																										W	34-27
10/23	at Titans																										L	10-19
10/30	Commanders																										L	16-17
11/06	at Patriots																										L	3-26
11/13	at Raiders																										W	25-20
11/20	Eagles																										L	16-17
11/28	Steelers																										L	17-24
12/04	at Cowboys																										L	19-54
12/17	at Vikings																										L	36-39+
12/26	Chargers																										L	3-20
01/01	at Giants																										L	10-38
01/08	Texans																										L	31-32
2022 TOTALS			0	0	0	0.0	0.0	0	0	0	0	0	0	0	0	0	0	0	0	0	0	0	0	0	0	0	4-12-1	

+ - Overtime

2020 GAME-BY-GAME POSTSEASON STATISTICS (PACKERS)

DATE	OPPONENT	P/S	TACKLES							INTERCEPTIONS					FUMBLES				ST				MISC		W/L	SCORE		
			TK	S	A	SK	YDS	TFL	YDS	QBH	NO	YDS	LG	TD	PD	FF	FR	TD	YDS	TK	S	A	FF	FR			S	A
01/16	Rams	P	0	0	0	0.0	0.0	0	0	0	0	0	0	0	0	0	0	0	3	1	2	0	0	0	0	0	W	32-18
01/24	Buccaneers	P	0	0	0	0.0	0.0	0	0	0	0	0	0	0	0	0	0	0	1	1	0	0	0	0	0	0	L	26-31
2020 TOTALS			2-0	0	0	0	0.0	0.0	0	0	0	0	0	0	0	0	0	0	4	2	2	0	0	0	0	1-1		

2021 GAME-BY-GAME POSTSEASON STATISTICS (PACKERS)

DATE	OPPONENT	P/S	TACKLES							INTERCEPTIONS					FUMBLES				ST				MISC		W/L	SCORE		
			TK	S	A	SK	YDS	TFL	YDS	QBH	NO	YDS	LG	TD	PD	FF	FR	TD	YDS	TK	S	A	FF	FR			S	A
01/22	49ers	P	2	1	1	0.0	0.0	0	0	0	0	0	0	0	0	0	0	0	0	0	0	0	0	0	0	0	L	10-13
2021 TOTALS			1-0	2	1	1	0.0	0.0	0	0	0	0	0	0	0	0	0	0	0	0	0	0	0	0	0	0-1		

32 JULIAN BLACKMON

SAFETY



JULIAN BLACKMON: SELECTED BY THE COLTS IN THE THIRD ROUND (85TH OVERALL) OF THE 2020 NFL DRAFT.

6-0 • 202 LBS
NFL EXP: 4
(4TH YEAR WITH THE COLTS)
BORN: 8/24/98



BLACKMON



COLLEGE:
UTAH

4TH-AND-SHORT

- In his first three seasons, he saw action in 35 games (31 starts) and tallied 119 tackles (93 solo), 7.0 tackles for loss, 1.0 sack, nine passes defended, three interceptions (one returned for a touchdown), two forced fumbles, one fumble recovery and three special teams stops.
- In Week 11 of 2020 vs. GB, he forced a fumble in overtime that led to a Colts' win.
- Had the most passes defended by a Colts player in their first five games since at least 1999.

DOWN THE STRETCH

What is on your bucket list: I'm trying to skydive.

Do you have any pets: I have a Siberian Husky named Achilles.

Do you have any nicknames: Juice, JumpManJu

What is the best advice you've been given: Many are called, few are chosen. Be thankful for everything. Regret nothing.

Who was your favorite athlete growing up: Michael Jordan

Who is your favorite artist: Young Thug, J. Cole and Roddy Ricch

What is your favorite food: Steak

What is your favorite TV show: "Stranger Things"

What is your favorite movie: "Major Payne"

What are your pet peeves: Disrespectful people

Do you have any hidden talents: I can sing, I've got pipes.

What is one thing you can't live without: Socks

What are your hobbies off the field: Making music, playing basketball and fishing



@JumpManJu32



@jumpmanjuice



MAKING THE SWITCH

After excelling at cornerback and earning Second Team All-Pac-12 honors in back-to-back seasons, Blackmon switched to safety for his senior year. He wanted to help the team wherever he could and made the decision to bring it up to the coaches. "I felt like playing safety was one of my better fits," Blackmon said. "So I came to the coaches and I asked them if I could move just because I felt like we had a lot of guys that could play corner." He ended up starting 12 games and totaled 60 tackles (41 solo), eight passes defended, a team-high four interceptions and tied for a team-high with two forced fumbles on his way to Second Team All-America recognition and First Team All-Pac-12 honors.

NFL HIGHLIGHTS

- In three seasons with Indianapolis (2020-22), he has competed in 35 games (31 starts) and has tallied 119 tackles (93 solo), 7.0 tackles for loss, 1.0 sack, nine passes defended, three interceptions (one returned for a touchdown), two forced fumbles, one fumble recovery and seven special teams stops.
- In 2022, he appeared in 14 games (11 starts) and recorded 46 tackles (33 solo), 2.0 tackles for loss, 1.0 sack, two passes defended, one interception returned for a touchdown and one fumble recovery. He also added four special teams stops. In Week 15 at Minnesota, he recorded four tackles (two solo), one pass defended and one interception returned for a touchdown.
- Started six games in 2021 and compiled 31 tackles (25 solo), 2.0 tackles for loss, one pass defended, one forced fumble and three special teams stops. In Week 3 at Tennessee, he tallied a single-game career-high 11 solo tackles. In Week 5 at Baltimore, he accumulated four tackles (three solo), one forced fumble and two special teams stops. Placed on the Injured Reserve list on Oct. 23, 2021.
- In 2020, he appeared in 15 games (14 starts) and recorded 42 tackles (35 solo), 3.0 tackles for loss, six passes defended, two interceptions and one forced fumble. In Week 4 at Chicago, he tallied one solo tackle, three passes defended and his first career interception. In Week 6 vs. Cincinnati, he recorded two solo tackles, one pass defended and a game-clinching interception. Since at least 1999, his six passes defended are the most by a Colts player in their first five games. In Week 11 vs. Green Bay, he registered five solo tackles and one forced fumble. The forced fumble was on the Packers' first possession of overtime, which led to the game-winning kick by Rodrigo Blankenship. Started one postseason contest and tallied five solo tackles.

COLLEGE HIGHLIGHTS

- Appeared in 48 games (39 starts) at Utah (2016-19) and totaled 158 tackles (118 solo), 8.5 tackles for loss, 1.5 sacks, 29 passes defended, nine interceptions and two forced fumbles.
- In 2019, he earned Second Team All-America recognition and First Team All-Pac 12 honors as well as First Team All-America honors from *Sports Illustrated*, *The Athletic* and Pro Football Focus after he started 12 games and tallied 60 tackles (41 solo), 4.0 tackles for loss, 1.5 sacks, eight passes defended, a team-high four interceptions and tied for a team-high with two forced fumbles. In his first season at strong safety, he tied for the Pac-12 lead in interceptions (four). He was a finalist for the Polynesian Player of the Year. Named Pac-12 Defensive Player of the Week after recording a career-high 12 tackles (nine solo), 1.5 tackles for loss, 1.5 sacks, one interception and one forced fumble vs. UCLA.
- As a junior, he received Second Team All-Pac-12 honors after he started all 14 games at cornerback and totaled 48 tackles (38 solo), 4.0 tackles for loss, a team-high 11 passes defended and one interception. His 11 passes defended ranked fifth in the Pac-12. Recorded a season-high seven tackles (four solo) and one pass defended against Washington in the Pac-12 Championship.
- In 2017, he earned Second Team All-Pac-12 honors after he started all 14 games and totaled 48 tackles (38 solo), half a tackle for loss and had team highs in passes defended (10) and interceptions (four). In the Pac-12, his passes defended tied for third most and his interceptions ranked ninth. Named the MVP of the Heart of Dallas Bowl after he recorded two solo tackles and two interceptions. He was selected to The Associated Press and ESPN All-Bowl teams and also received Pac-12 All-Academic honorable mention honors.
- As a true freshman, he saw action in nine games on special teams and defense and tallied two tackles. He also contributed two kickoff returns for 26 yards.

PERSONAL

- Attended Layton (Utah) High School and was a two-time Second Team All-Region selection after recording 52 tackles, six interceptions and 51 receptions for 940 yards and nine touchdowns for his career.
- He played both wide receiver and cornerback.
- Rated a three-star wide receiver by *Rivals*.
- Also played basketball and helped his team win the 2015 5A Utah State Championship and earned first-team All-State honors as a senior.
- Also ran track.
- He gave up Division I offers to play point guard for football.
- Participated in the NFL's My Cause My Cleats initiative and represented ShelterKids (2020).
- In 2020, he participated in multiple Colts' mobile pantry distributions and also met with kids from Riley Hospital for Children virtually.
- Majored in sociology.
- A native of Layton, Utah.



32

JULIAN BLACKMON

SAFETY



2021 GAME-BY-GAME REGULAR-SEASON STATISTICS (COLTS)

DATE	OPPONENT	P/S	TACKLES							INTERCEPTIONS					FUMBLES				ST				MISC		W/L	SCORE	
			TK	S	A	SK	YDS	TFL	YDS	QBH	NO	YDS	LG	TD	PD	FF	FR	TD	YDS	TK	S	A	FF	FR			S
09/12	Seahawks	S	5	3	2	0.0	0.0	1	3	0	0	0	0	0	0	0	0	0	0	0	0	0	0	0	0	L	16-28
09/19	Rams	S	4	2	2	0.0	0.0	0	0	0	0	0	0	0	1	0	0	0	0	0	0	0	0	0	0	L	24-27
09/26	at Titans	S	11	11	0	0.0	0.0	0	0	0	0	0	0	0	0	0	0	0	0	0	0	0	0	0	0	L	16-25
10/03	at Dolphins	S	3	2	1	0.0	0.0	0	0	0	0	0	0	0	0	0	0	0	0	0	0	0	0	0	0	W	27-17
10/11	at Ravens	S	4	3	1	0.0	0.0	0	0	0	0	0	0	0	1	0	0	0	2	1	1	0	0	0	0	L	25-31+
10/17	Texans	S	4	4	0	0.0	0.0	1	1	0	0	0	0	0	0	0	0	0	1	1	0	0	0	0	0	W	31-3
10/24	at 49ers																								W	30-18	
10/31	Titans																								L	31-34+	
11/04	Jets																								W	45-30	
11/14	Jaguars																								W	23-17	
11/21	at Bills																								W	41-15	
11/28	Buccaneers																								L	31-38	
12/05	at Texans																								W	31-0	
12/18	Patriots																								W	27-17	
12/25	at Cardinals																								W	22-16	
01/02	Raiders																								L	20-23	
01/09	at Jaguars																								L	11-26	
2021 TOTALS		6-6	31	25	6	0.0	0.0	2	4	0	0	0	0	1	1	0	0	0	3	2	1	0	0	0	0	9-8	

+ - Overtime

2022 GAME-BY-GAME REGULAR-SEASON STATISTICS (COLTS)

DATE	OPPONENT	P/S	TACKLES							INTERCEPTIONS					FUMBLES				ST				MISC		W/L	SCORE	
			TK	S	A	SK	YDS	TFL	YDS	QBH	NO	YDS	LG	TD	PD	FF	FR	TD	YDS	TK	S	A	FF	FR			S
09/11	at Texans	S	1	1	0	0.0	0.0	0	0	0	0	0	0	0	0	0	0	0	0	0	0	0	0	0	0	T	20-20
09/18	at Jaguars	S	1	0	1	0.0	0.0	0	0	0	0	0	0	1	0	0	0	0	0	0	0	0	0	0	0	L	0-24
09/25	Chiefs	S	0	0	0	0.0	0.0	0	0	0	0	0	0	0	0	0	0	0	1	1	0	0	0	0	0	W	20-17
10/02	Titans																									L	17-24
10/06	at Broncos																									W	12-9+
10/16	Jaguars																									W	34-27
10/23	at Titans	P	2	2	0	0.0	0.0	0	0	0	0	0	0	0	0	0	0	0	1	1	0	0	0	0	0	L	10-19
10/30	Commanders	P	2	2	0	0.0	0.0	0	0	0	0	0	0	0	0	0	0	0	1	1	0	0	0	0	0	L	16-17
11/06	at Patriots	P	3	2	1	1.0	0.0	0	0	1	0	0	0	0	0	0	0	0	1	0	1	0	0	0	0	L	3-26
11/13	at Raiders	S	1	1	0	0.0	0.0	0	0	0	0	0	0	0	0	0	0	0	0	0	0	0	0	0	0	W	25-20
11/20	Eagles	S	5	4	1	0.0	0.0	1	8	0	0	0	0	0	0	0	0	0	0	0	0	0	0	0	0	L	16-17
11/28	Steelers	S	4	2	2	0.0	0.0	0	0	0	0	0	0	0	0	0	0	0	0	0	0	0	0	0	0	L	17-24
12/04	at Cowboys	S	3	3	0	0.0	0.0	0	0	0	0	0	0	0	0	0	0	0	0	0	0	0	0	0	0	L	19-54
12/17	at Vikings	S	4	2	2	0.0	0.0	0	0	0	1	17	17	1	1	0	0	0	0	0	0	0	0	0	0	L	36-39+
12/26	Chargers	S	9	5	4	0.0	0.0	0	0	0	0	0	0	0	0	0	0	0	0	0	0	0	0	0	0	L	3-20
01/01	at Giants	S	3	3	0	0.0	0.0	0	0	0	0	0	0	0	0	0	0	0	0	0	0	0	0	0	0	L	10-38
01/08	Texans	S	8	6	2	0.0	0.0	1	2	0	0	0	0	0	0	1	0	34	0	0	0	0	0	0	0	L	31-32
2022 TOTALS		14-11	46	33	13	1.0	0.0	2	10	1	1	17	17T	1	2	0	1	0	34	4	3	1	0	0	0	4-12-1	

+ - Overtime

2020 GAME-BY-GAME POSTSEASON STATISTICS (COLTS)

DATE	OPPONENT	P/S	TACKLES							INTERCEPTIONS					FUMBLES				ST				MISC		W/L	SCORE	
			TK	S	A	SK	YDS	TFL	YDS	QBH	NO	YDS	LG	TD	PD	FF	FR	TD	YDS	TK	S	A	FF	FR			S
01/09	at Bills	S	5	5	0	0.0	0.0	0	0	0	0	0	0	0	0	0	0	0	0	0	0	0	0	0	0	L	24-27
2020 TOTALS		1-1	5	5	0	0.0	0.0	0	0	0	0	0	0	0	0	0	0	0	0	0	0	0	0	0	0	0-1	



@JumpManJu32



@jumpmanjuice

49 PHARAOH BROWN

TIGHT END



PHARAOH BROWN: SIGNED BY THE COLTS AS AN UNRESTRICTED FREE AGENT ON APRIL 10, 2023.

6-5 • 246 LBS
NFL EXP: 6
(1ST YEAR WITH THE COLTS)
BORN: 5/4/94

O COLLEGE:
OREGON

4TH-AND-SHORT

- In his first six seasons, he played in 55 games (36 starts) in his time with the Browns (2018-19, 2022), Texans (2020-22) and Raiders (2017) and tallied 51 receptions for 478 yards and two touchdowns.
- Majored in journalism with a focus on advertising.
- Named First-Team All-Pac-12 in 2014.

REBUILDING PHARAOH

In the fall of 2014 on what seemed to be a routine goal-line play, Brown's life and football career took an unexpected turn. On a broken play initially designed to get him the ball, Brown accidentally stepped on his teammate's cleat with his left foot and in an attempt to regain his balance, stepped awkwardly with his right leg. That leg bent so unnaturally that ESPN did not show the replay on the broadcast. It was later found at the hospital that Brown tore two ligaments in his knee and stretched an artery in his leg that caused internal bleeding and cut off blood flow to his right shin. Upon arrival to the ICU at the University of Utah Hospital, there were talks from doctors about the possibility of Brown's leg needing to be amputated. Quick reaction from the doctors in the ICU and sage advice from the medical staff from Oregon to get Brown in surgery saved his leg and football career. After multiple surgeries to get his leg stable, the question for Brown was not if he could make it back to the field but rather what his life would look like after such a devastating injury. Not only was there a relentless effort to get him back on the field from the medical staff, but there was also an all-out effort to make sure Oregon's athletic department could keep Brown eligible as an NCAA student athlete on track for graduation and a path to the gridiron if his rehabilitation allowed him to play again. While it took over a year and a half, Brown returned to action, recording five receptions and one rushing touchdown in the season opener against UC Davis.



@pharaohsdream

@pharaohbrown

49 PHAROAH BROWN

TIGHT END



NFL HIGHLIGHTS

- Has played in 55 career games (36 starts) in his time with the Cleveland Browns (2018-19, 2022), Houston Texans (2020-22) and Oakland Raiders (2017) and has tallied 51 receptions for 478 yards and two touchdowns.
- In 2022, he saw action in 16 total games (eight starts) with Houston and Cleveland and registered 12 receptions for 117 yards.
- Competed in 15 games (12 starts) in 2021 and recorded 23 receptions for 171 yards. In Week 1 at Jacksonville, he compiled four receptions for a single-game career-high 67 receiving yards with a career-long 29-yard reception.
- In 2020, he saw action in 13 games (nine starts) and registered 14 receptions for 163 yards and two touchdowns.
- Appeared in nine games (six starts) in 2019 and appeared in nine games (six starts) and compiled two receptions for 27 yards.
- In 2018, he spent the offseason with Oakland before signing to the Cleveland practice squad. Spent time on the active roster but did not see game action before being placed on the Injured Reserve list.
- Played in two games (one start) in 2017 but did not record any statistics. Spent the majority of the season on the Raiders practice squad.

COLLEGE HIGHLIGHTS

- Appeared in 40 games (21 starts) at Oregon (2012-16) and totaled 70 receptions for 1,011 yards and 13 touchdowns.
- As a redshirt senior, he saw action in nine games (eight starts) and compiled 33 receptions for 426 receptions and five touchdowns. Tallied a single-game career-high 129 receiving yards on seven receptions with two touchdowns against Arizona State and was named the John Mackey Tight End of the Week.
- Redshirted the 2015 season.
- As a junior, he earned First Team Pac-12 honors after he appeared in 10 games (eight starts) and recorded 25 receptions for 420 yards and six touchdowns. Selected as the Duane Cargill Memorial Award winner as the Ducks' Outstanding Offensive Impact Player.
- In 2013, he competed in nine games (five starts) and tallied 10 receptions for 123 yards and two touchdowns.
- As a freshman, he appeared in all 12 games and registered two receptions for 42 yards.

PERSONAL

- Attended Charles F. Brush High School in Lyndhurst, Ohio.
- As a senior, he registered 32 receptions for 753 yards and 10 touchdowns. Also added 12.0 sacks on defense.
- Named a second team All-Ohioan selection in 2011.
- Also competed in basketball and averaged 17.4 points, 11 rebounds and three blocks per game his senior year. Garnered first team all-conference accolades as a junior.
- Majored in journalism with a focus on advertising.
- A native of Lyndhurst, Ohio.

ADDITIONAL TRANSACTIONS

- Signed by the Cleveland Browns as a free agent on October 5, 2022.
- Waived by the Houston Texans on October 4, 2022.
- Re-signed by Houston as an unrestricted free agent on March 24, 2022.
- Re-signed by the Texans as an unrestricted free agent on March 24, 2021.
- Signed to the Houston active roster from the practice squad on September 15, 2020.
- Signed to the Texans practice squad on September 12, 2020.
- Waived by Cleveland on September 6, 2020.
- Re-signed by the Browns as a restricted free agent on March 16, 2020.
- Signed to the Cleveland active roster from the practice squad on October 23, 2018.
- Signed to the Browns practice squad on September 24, 2018.
- Waived by the Oakland Raiders on September 1, 2018.
- Signed to the Oakland active roster from the practice squad on December 23, 2017.
- Signed to the Raiders practice squad on September 3, 2017.
- Waived by Oakland on September 2, 2017.
- Signed by the Raiders as an undrafted free agent on May 5, 2017.



@pharaohsdream



@pharaohbrown

49 PHARAOH BROWN

TIGHT END



PHARAOH BROWN'S - NFL REGULAR SEASON STATISTICS

DATE	TEAM	RECEIVING							RUSHING				
		GP	GS	NO.	YDS.	AVG.	LG	TD	NO.	YDS.	AVG.	LG	TD
2017	Raiders	2	1	0	0	0.0	0	0	0	0	0.0	0	0
2018	Raiders	0	0	0	0	0.0	0	0	0	0	0.0	0	0
Went from Oakland to Cleveland .													
2018	Browns	0	0	0	0	0.0	0	0	0	0	0.0	0	0
2018	TOTAL	0	0	0	0	0.0	0	0	0	0	0.0	0	0
2019	Browns	9	6	2	27	13.5	18	0	0	0	0.0	0	0
2020	Browns	0	0	0	0	0.0	0	0	0	0	0.0	0	0
Went from Cleveland to Houston .													
2020	Texans	13	9	14	163	11.6	29	2	0	0	0.0	0	0
2020	TOTAL	13	9	14	163	11.6	29	2	0	0	0.0	0	0
2021	Texans	15	12	23	171	7.4	29	0	0	0	0.0	0	0
2022	Texans	3	3	7	72	10.3	30	0	0	0	0.0	0	0
Went from Houston to Cleveland .													
2022	Browns	13	5	5	45	9.0	11	0	0	0	0.0	0	0
2022	TOTAL	16	8	12	117	9.8	30	0	0	0	0.0	0	0
TOTALS		55	36	51	478	9.4	30	2	0	0	0.0	0	0

PHARAOH BROWN'S - NFL REGULAR SEASON STATISTICS

DATE	TEAM	KICKOFF RETURNS					PUNT RETURNS					
		RET.	YDS.	AVG.	LG	TD	NO.	FC	YDS.	AVG.	LG	TD
2017	Raiders	0	0	0.0	0	0	0	0	0	0.0	0	0
2018	Raiders	0	0	0.0	0	0	0	0	0	0.0	0	0
Went from Oakland to Cleveland .												
2018	Browns	0	0	0.0	0	0	0	0	0	0.0	0	0
2018	TOTAL	0	0	0.0	0	0	0	0	0	0.0	0	0
2019	Browns	0	0	0.0	0	0	0	0	0	0.0	0	0
2020	Browns	0	0	0.0	0	0	0	0	0	0.0	0	0
Went from Cleveland to Houston .												
2020	Texans	0	0	0.0	0	0	0	0	0	0.0	0	0
2020	TOTAL	0	0	0.0	0	0	0	0	0	0.0	0	0
2021	Texans	0	0	0.0	0	0	0	0	0	0.0	0	0
2022	Texans	0	0	0.0	0	0	0	0	0	0.0	0	0
Went from Houston to Cleveland .												
2022	Browns	0	0	0.0	0	0	0	0	0	0.0	0	0
2022	TOTAL	0	0	0.0	0	0	0	0	0	0.0	0	0
TOTALS		0	0	0.0	0	0	0	0	0	0.0	0	0

SINGLE-GAME HIGHS: RECEIVING

Receptions	5 vs. Tennessee Titans, Jan 03, 2021 4 vs. Indianapolis Colts, Dec 05, 2021 ...1 more at 4.	All-Purpose Yards	67 vs. Jacksonville Jaguars, Sep 12, 2021 48 vs. Tennessee Titans, Jan 03, 2021 31 at Chicago Bears, Sep 25, 2022
Receiving Yards	67 vs. Jacksonville Jaguars, Sep 12, 2021 48 vs. Tennessee Titans, Jan 03, 2021 31 at Chicago Bears, Sep 25, 2022	Special Teams Tackles	1 at San Francisco 49ers, Jan 02, 2022 ...3 more at 1.
Receiving Average	16.8 vs. Jacksonville Jaguars, Sep 12, 2021 10.3 at Chicago Bears, Sep 25, 2022 9.6 vs. Tennessee Titans, Jan 03, 2021	Most TDs	1 vs. Tennessee Titans, Jan 03, 2021 ...1 more at 1.
Longest Receptions	30 at Chicago Bears, Sep 25, 2022 29 vs. Jacksonville Jaguars, Sep 12, 2021 ...1 more at 29.	Miscellaneous Tackles	1 at Baltimore Ravens, Sep 29, 2019
Receiving TDs	1 vs. Tennessee Titans, Jan 03, 2021 ...1 more at 1.		



@pharaohsdream



@pharaohbrown

49 PHAROAH BROWN

TIGHT END



2020 GAME-BY-GAME REGULAR-SEASON STATISTICS (BROWNS/TEXANS)

DATE	OPPONENT	P/S	RECEIVING				RUSHING				W/L	SCORE	
			NO.	YDS.	AVG.	LG	TD	NO.	YDS.	AVG.			LG
09/13	at Ravens											L	6-38
NOT ON ROSTER													
Went from Browns to Texans.													
09/20	Ravens											L	16-33
09/27	at Steelers	P	0	0	0.0	0	0	0	0.0	0	0	L	21-28
10/04	Vikings	S	0	0	0.0	0	0	0	0.0	0	0	L	23-31
10/11	Jaguars	P	1	4	4.0	4	0	0	0.0	0	0	W	30-14
10/18	at Titans	S	2	28	14.0	22	0	0	0.0	0	0	L	36-42+
10/25	Packers	S	0	0	0.0	0	0	0	0.0	0	0	L	20-35
11/08	at Jaguars	S	0	0	0.0	0	0	0	0.0	0	0	W	27-25
11/15	at Browns	S	2	21	10.5	16t	1	0	0.0	0	0	L	7-10
11/22	Patriots	S	2	22	11.0	18	0	0	0.0	0	0	W	27-20
11/26	at Lions	P	0	0	0.0	0	0	0	0.0	0	0	W	41-25
12/06	Colts	P	0	0	0.0	0	0	0	0.0	0	0	L	20-26
12/13	at Bears											L	7-36
12/20	at Colts	S	1	11	11.0	11	0	0	0.0	0	0	L	20-27
12/27	Bengals	S	1	29	29.0	29	0	0	0.0	0	0	L	31-37
01/03	Titans	S	5	48	9.6	14	1	0	0.0	0	0	L	38-41
2020 TOTALS		13-9	14	163	11.6	29	2	0	0	0.0	0	0	4-12

+ - Overtime

2021 GAME-BY-GAME REGULAR-SEASON STATISTICS (TEXANS)

DATE	OPPONENT	P/S	RECEIVING				RUSHING				W/L	SCORE	
			NO.	YDS.	AVG.	LG	TD	NO.	YDS.	AVG.			LG
09/12	Jaguars	S	4	67	16.8	29	0	0	0.0	0	0	W	37-21
09/19	at Browns	S	0	0	0.0	0	0	0	0.0	0	0	L	21-31
09/23	Panthers	S	0	0	0.0	0	0	0	0.0	0	0	L	9-24
10/03	at Bills	P	1	6	6.0	6	0	0	0.0	0	0	L	0-40
10/10	Patriots	S	2	22	11.0	15	0	0	0.0	0	0	L	22-25
10/17	at Colts	S	2	8	4.0	5	0	0	0.0	0	0	L	3-31
10/24	at Cardinals	S	3	11	3.7	5	0	0	0.0	0	0	L	5-31
10/31	Rams											L	22-38
11/07	at Dolphins											L	9-17
11/21	at Titans	S	2	10	5.0	8	0	0	0.0	0	0	W	22-13
11/28	Jets	P	0	0	0.0	0	0	0	0.0	0	0	L	14-21
12/05	Colts	P	4	23	5.8	12	0	0	0.0	0	0	L	0-31
12/12	Seahawks	S	0	0	0.0	0	0	0	0.0	0	0	L	13-33
12/19	at Jaguars	S	2	5	2.5	3	0	0	0.0	0	0	W	30-16
12/26	Chargers	S	2	10	5.0	6	0	0	0.0	0	0	W	41-29
01/02	at 49ers	S	1	9	9.0	9	0	0	0.0	0	0	L	7-23
01/09	Titans	S	0	0	0.0	0	0	0	0.0	0	0	L	25-28
2021 TOTALS		15-12	23	171	7.4	29	0	0	0	0.0	0	0	4-13



@pharaohsdream



@pharaohbrown

49 PHARAOH BROWN

TIGHT END



2022 GAME-BY-GAME REGULAR-SEASON STATISTICS (TEXANS/BROWNS)

DATE	OPPONENT	P/S	RECEIVING					RUSHING					W/L/T	SCORE
			NO.	YDS.	AVG.	LG	TD	NO.	YDS.	AVG.	LG	TD		
09/11	Colts	S	1	17	17.0	17	0	0	0	0.0	0	0	T	20-20
09/18	at Broncos	S	3	24	8.0	18	0	0	0	0.0	0	0	L	9-16
09/25	at Bears	S	3	31	10.3	30	0	0	0	0.0	0	0	L	20-23
10/02	Chargers												L	24-34
INACTIVE Went from Texans to Browns .														
10/09	Chargers	S	0	0	0.0	0	0	0	0.0	0	0	0	L	28-30
10/16	Patriots	S	2	21	10.5	11	0	0	0.0	0	0	0	L	15-38
10/23	at Ravens	P	0	0	0.0	0	0	0	0.0	0	0	0	L	20-23
10/31	Bengals	P	0	0	0.0	0	0	0	0.0	0	0	0	W	32-13
11/13	at Dolphins	S	2	13	6.5	8	0	0	0.0	0	0	0	L	17-39
11/20	at Bills	P	0	0	0.0	0	0	0	0.0	0	0	0	L	23-31
11/27	Buccaneers	P	0	0	0.0	0	0	0	0.0	0	0	0	W	23-17+
12/04	at Texans	S	1	11	11.0	11	0	0	0.0	0	0	0	W	27-14
12/11	at Bengals	P	0	0	0.0	0	0	0	0.0	0	0	0	L	10-23
12/17	Ravens	P	0	0	0.0	0	0	0	0.0	0	0	0	W	13-3
12/24	Saints	S	0	0	0.0	0	0	0	0.0	0	0	0	L	10-17
01/01	at Commanders	P	0	0	0.0	0	0	0	0.0	0	0	0	W	24-10
01/08	at Steelers	P	0	0	0.0	0	0	0	0.0	0	0	0	L	14-28
2022 TOTALS			16-8	12	117	9.8	30	0	0	0.0	0	0	0	5-11-1

+ - Overtime

38 TONY BROWN

CORNERBACK



TONY BROWN: ORIGINALLY SIGNED BY THE COLTS AS A FREE AGENT ON MARCH 8, 2022.

6-0 • 199 LBS
NFL EXP: 5
(2ND YEAR WITH THE COLTS)
BORN: 7/13/95



COLLEGE:
ALABAMA

4TH-AND-SHORT

- In his first five seasons, he played in 49 games (four starts) in his time with the Colts (2022), Raiders (2021), Bengals (2020-21), Packers (2018-19) and Los Angeles Chargers (2018) and totaled 51 tackles (40 solo), 4.0 tackles for loss, 1.0 sack, six passes defended, two forced fumbles and 14 special teams stops.
- Also competed in track and field at Alabama and earned First Team All-America honors in the outdoor 110-meter hurdles in 2016 and in the 4x400 meter relay in 2015.
- Represented the United States at the 2013 Pan American Junior Athletic Championships in track and field in Medellin, Columbia.
- Won the 2013 Texas Class 4A state championship in the 110-meter hurdles with a time of 13.40 seconds, which was a 4A state record.

IN HIS BLOOD

For Brown, athleticism runs in the family as both of his parents were Division I athletes at Texas Tech. His mother, Tammy, played basketball and could dunk, earning her the nickname "Skywalker." Brown's father, Tony, played defensive back for the Red Raiders. Both of his sisters also competed in track and field at the Division I level with Bealoved at LSU and Sojourner at Rice. Growing up, not only did Brown shine on the football field, but he was also an international standout on the track. The 2013 Texas Class 4A state champion in the 110-meter hurdles also represented the United States in international competition. He won the 110-meter hurdle race in the 2013 USATF National Junior Olympics and the USATF Junior Nationals. In the 2013 Pan American Junior Athletic Championships in Medellin, Columbia, Brown finished second in the high hurdles. Collegiately, Brown competed in track and field from 2014-17, earning First-Team All-America honors in the 110-meter hurdles in 2016 and was also named a First Team All American in



@2TonyBrown



@tonybapex

38 TONY BROWN

CORNERBACK



NFL HIGHLIGHTS

- Has played in 55 career games (36 starts) in his time with the Cleveland Browns (2018-19, 2022), Houston Texans (2020-22) and Oakland Raiders (2017) and has tallied 51 receptions for 478 yards and two touchdowns.
- In 2022, he saw action in 16 total games (eight starts) with Houston and Cleveland and registered 12 receptions for 117 yards.
- Competed in 15 games (12 starts) in 2021 and recorded 23 receptions for 171 yards. In Week 1 at Jacksonville, he compiled four receptions for a single-game career-high 67 receiving yards with a career-long 29-yard reception.
- In 2020, he saw action in 13 games (nine starts) and registered 14 receptions for 163 yards and two touchdowns.
- Appeared in nine games (six starts) in 2019 and appeared in nine games (six starts) and compiled two receptions for 27 yards.
- In 2018, he spent the offseason with Oakland before signing to the Cleveland practice squad. Spent time on the active roster but did not see game action before being placed on the Injured Reserve list.
- Played in two games (one start) in 2017 but did not record any statistics. Spent the majority of the season on the Raiders practice squad.

COLLEGE HIGHLIGHTS

- Appeared in 40 games (21 starts) at Oregon (2012-16) and totaled 70 receptions for 1,011 yards and 13 touchdowns.
- As a redshirt senior, he saw action in nine games (eight starts) and compiled 33 receptions for 426 yards and five touchdowns. Tallied a single-game career-high 129 receiving yards on seven receptions with two touchdowns against Arizona State and was named the John Mackey Tight End of the Week.
- Redshirted the 2015 season.
- As a junior, he earned First Team Pac-12 honors after he appeared in 10 games (eight starts) and recorded 25 receptions for 420 yards and six touchdowns. Selected as the Duane Cargill Memorial Award winner as the Ducks' Outstanding Offensive Impact Player.
- In 2013, he competed in nine games (five starts) and tallied 10 receptions for 123 yards and two touchdowns.
- As a freshman, he appeared in all 12 games and registered two receptions for 42 yards.

PERSONAL

- Attended Charles F. Brush High School in Lyndhurst, Ohio.
- As a senior, he registered 32 receptions for 753 yards and 10 touchdowns. Also added 12.0 sacks on defense.
- Named a second team All-Ohioan selection in 2011.
- Also competed in basketball and averaged 17.4 points, 11 rebounds and three blocks per game his senior year. Garnered first team all-conference accolades as a junior.
- Majored in journalism with a focus on advertising.
- A native of Lyndhurst, Ohio.

ADDITIONAL TRANSACTIONS

- Signed by the Cleveland Browns as a free agent on October 5, 2022.
- Waived by the Houston Texans on October 4, 2022.
- Re-signed by Houston as an unrestricted free agent on March 24, 2022.
- Re-signed by the Texans as an unrestricted free agent on March 24, 2021.
- Signed to the Houston active roster from the practice squad on September 15, 2020.
- Signed to the Texans practice squad on September 12, 2020.
- Waived by Cleveland on September 6, 2020.
- Re-signed by the Browns as a restricted free agent on March 16, 2020.
- Signed to the Cleveland active roster from the practice squad on October 23, 2018.
- Signed to the Browns practice squad on September 24, 2018.
- Waived by the Oakland Raiders on September 1, 2018.
- Signed to the Oakland active roster from the practice squad on December 23, 2017.
- Signed to the Raiders practice squad on September 3, 2017.
- Waived by Oakland on September 2, 2017.
- Signed by the Raiders as an undrafted free agent on May 5, 2017.



@2TonyBrown



@tonybapex

38 TONY BROWN

CORNERBACK



TONY BROWN'S - NFL REGULAR SEASON STATISTICS

DATE	TEAM	GP	GS	TACKLES							INTERCEPTIONS					FUMBLES				ST			MISC					
				TK	S	A	TFL	YDS	SK	YDS	QBH	NO	YDS	LG	TD	PD	FF	FR	TD	YDS	TK	S	A	FF	FR	S	A	
2018	Chargers	0	0	0	0	0	0	0	0	0.0	0.0	0	0	0	0	0	0	0	0	0	0	0	0	0	0	0	0	0
Went from L.A. Chargers to Green Bay .																												
2018	Packers	11	3	29	25	4	1	3	0.0	0.0	0	0	0	0	0	5	2	0	0	0	5	5	0	0	0	0	0	0
2018	TOTAL	11	3	29	25	4	1	3	0.0	0.0	0	0	0	0	5	2	0	0	0	5	5	0	0	0	0	0	0	
2019	Packers	9	0	10	7	3	0	0	0.0	0.0	0	0	0	0	0	0	0	0	0	0	1	0	1	0	0	0	0	
2020	Bengals	13	1	11	7	4	2	6	0.0	0.0	0	0	0	0	1	0	0	0	0	2	0	2	0	0	0	0		
2021	Bengals	0	0	0	0	0	0	0	0.0	0.0	0	0	0	0	0	0	0	0	0	0	0	0	0	0	0	0		
Went from Cincinnati to Las Vegas .																												
2021	Raiders	0	0	0	0	0	0	0	0.0	0.0	0	0	0	0	0	0	0	0	0	0	0	0	0	0	0	0		
2021	TOTAL	0	0	0	0	0	0	0	0.0	0.0	0	0	0	0	0	0	0	0	0	0	0	0	0	0	0	0		
2022	Colts	16	0	1	1	0	1	6	1.0	6.0	1	0	0	0	0	0	0	0	0	6	1	5	0	0	0	0		
TOTALS		49	4	51	40	11	4	15	1.0	6.0	1	0	0	0	6	2	0	0	0	14	6	8	0	0	0	0		

TONY BROWN'S - NFL POSTSEASON STATISTICS

DATE	TEAM	GP	GS	TACKLES							INTERCEPTIONS					FUMBLES				ST			MISC			
				TK	S	A	TFL	YDS	SK	YDS	QBH	NO	YDS	LG	TD	PD	FF	FR	TD	YDS	TK	S	A	FF	FR	S
2019	Packers	0	0	0	0	0	0	0	0.0	0.0	0	0	0	0	0	0	0	0	0	0	0	0	0	0	0	0
2021	Raiders	0	0	0	0	0	0	0	0.0	0.0	0	0	0	0	0	0	0	0	0	0	0	0	0	0	0	
TOTALS		0	0	0	0	0	0	0	0.0	0.0	0	0	0	0	0	0	0	0	0	0	0	0	0	0	0	

SINGLE-GAME HIGHS: DEFENSIVE

Total Tackles	9 at Pittsburgh Steelers, Nov 15, 2020 ...1 more at 9.	Forced Fumbles	1 vs. Atlanta Falcons, Dec 09, 2018 ...1 more at 1.
Solo Tackles	7 vs. Detroit Lions, Dec 30, 2018 6 at Pittsburgh Steelers, Nov 15, 2020 ...1 more at 6.	Tackles For Loss	2 at Pittsburgh Steelers, Nov 15, 2020 1 at New York Jets, Dec 23, 2018
Passes Defensed	1 at Pittsburgh Steelers, Nov 15, 2020 ...5 more at 1.	Special Teams Tackles	2 vs. Kansas City Chiefs, Sep 25, 2022 ...1 more at 2.

2018 GAME-BY-GAME REGULAR-SEASON STATISTICS (CHARGERS/PACKERS)

DATE	OPPONENT	P/S	TACKLES							INTERCEPTIONS					FUMBLES				ST			MISC		W/L	SCORE					
			TK	S	A	SK	YDS	TFL	YDS	QBH	NO	YDS	LG	TD	PD	FF	FR	TD	YDS	TK	S	A	FF			FR	S	A		
09/09	Chiefs		RESERVE/LEAGUE SUSP.																							L	28-38			
09/16	at Bills		RESERVE/LEAGUE SUSP.																							W	31-20			
09/23	at Rams		RESERVE/LEAGUE SUSP.																							L	23-35			
Went from Chargers to Packers .																														
09/30	Bills	P	0	0	0	0.0	0.0	0	0	0	0	0	0	0	0	0	0	0	0	0	0	0	0	0	0	0	0	0	W	22-0
10/07	at Lions	P	0	0	0	0.0	0.0	0	0	0	0	0	0	1	0	0	0	0	0	0	0	0	0	0	0	0	0	0	L	23-31
10/15	49ers	P	0	0	0	0.0	0.0	0	0	0	0	0	0	0	0	0	0	0	2	2	0	0	0	0	0	0	0	0	W	33-30
10/28	at Rams		INACTIVE																							L	27-29			
11/04	at Patriots		INACTIVE																							L	17-31			
11/11	Dolphins	P	2	2	0	0.0	0.0	0	0	0	0	0	0	0	1	0	0	0	0	1	1	0	0	0	0	0	0	0	W	31-12
11/15	at Seahawks	P	3	3	0	0.0	0.0	0	0	0	0	0	0	0	1	1	0	0	0	0	0	0	0	0	0	0	0	0	L	24-27
11/25	at Vikings	P	1	1	0	0.0	0.0	0	0	0	0	0	0	0	0	0	0	0	0	0	0	0	0	0	0	0	0	0	L	17-24
12/02	Cardinals	P	1	1	0	0.0	0.0	0	0	0	0	0	0	0	0	0	0	0	0	1	1	0	0	0	0	0	0	0	L	17-20
12/09	Falcons	S	5	3	2	0.0	0.0	0	0	0	0	0	0	0	1	0	0	0	0	0	0	0	0	0	0	0	0	0	W	34-20
12/16	at Bears	P	2	2	0	0.0	0.0	0	0	0	0	0	0	0	0	0	0	0	0	1	1	0	0	0	0	0	0	0	L	17-24
12/23	at Jets	S	6	6	0	0.0	0.0	1	3	0	0	0	0	0	1	0	0	0	0	0	0	0	0	0	0	0	0	0	W	44-38+
12/30	Lions	S	9	7	2	0.0	0.0	0	0	0	0	0	0	0	1	0	0	0	0	0	0	0	0	0	0	0	0	0	L	0-31
2018 TOTALS		11-3	29	25	4	0.0	0.0	1	3	0	0	0	0	0	5	2	0	0	0	5	5	0	0	0	0	0	0	6-10		

+ - Overtime



@2TonyBrown



@tonybapex

38 TONY BROWN

CORNERBACK



2019 GAME-BY-GAME REGULAR-SEASON STATISTICS (PACKERS)

DATE	OPPONENT	P/S	TACKLES						INTERCEPTIONS					FUMBLES				ST				MISC		W/L	SCORE			
			TK	S	A	SK	YDS	TFL	YDS	QBH	NO	YDS	LG	TD	PD	FF	FR	TD	YDS	TK	S	A	FF			FR	S	A
09/05	at Bears	P	5	3	2	0.0	0.0	0	0	0	0	0	0	0	0	0	0	0	0	0	0	0	0	0	0	0	W	10-3
09/15	Vikings	P	0	0	0	0.0	0.0	0	0	0	0	0	0	0	0	0	0	0	0	0	0	0	0	0	0	0	W	21-16
09/22	Broncos	P	0	0	0	0.0	0.0	0	0	0	0	0	0	0	0	0	0	0	0	0	0	0	0	0	0	W	27-16	
09/26	Eagles	P	0	0	0	0.0	0.0	0	0	0	0	0	0	0	0	0	0	0	0	0	0	0	0	0	0	L	27-34	
10/06	at Cowboys																									W	34-24	
10/14	Lions																									W	23-22	
10/20	Raiders	P	0	0	0	0.0	0.0	0	0	0	0	0	0	0	0	0	0	0	0	0	0	0	0	0	0	W	42-24	
10/27	at Chiefs	P	0	0	0	0.0	0.0	0	0	0	0	0	0	0	0	0	0	0	0	0	0	0	0	0	0	W	31-24	
11/03	at Chargers	P	5	4	1	0.0	0.0	0	0	0	0	0	0	0	0	0	0	0	0	0	0	0	0	0	0	L	11-26	
11/10	Panthers	P	0	0	0	0.0	0.0	0	0	0	0	0	0	0	0	0	0	0	0	0	0	0	0	0	0	W	24-16	
11/24	at 49ers	P	0	0	0	0.0	0.0	0	0	0	0	0	0	0	0	0	0	0	0	0	0	0	0	0	0	L	8-37	
12/01	at Giants																									W	31-13	
12/08	Redskins																									W	20-15	
12/15	Bears																									W	21-13	
12/23	at Vikings																									W	23-10	
12/29	at Lions																									W	23-20	
2019 TOTALS			9-0	10	7	3	0.0	0.0	0	0	0	0	0	0	0	0	0	0	0	0	0	0	0	0	0	0	13-3	

2020 GAME-BY-GAME REGULAR-SEASON STATISTICS (BENGALS)

DATE	OPPONENT	P/S	TACKLES						INTERCEPTIONS					FUMBLES				ST				MISC		W/L	SCORE			
			TK	S	A	SK	YDS	TFL	YDS	QBH	NO	YDS	LG	TD	PD	FF	FR	TD	YDS	TK	S	A	FF			FR	S	A
09/13	Chargers	P	0	0	0	0.0	0.0	0	0	0	0	0	0	0	0	0	0	0	0	0	0	0	0	0	0	L	13-16	
09/17	at Browns	P	0	0	0	0.0	0.0	0	0	0	0	0	0	0	0	0	0	0	0	0	0	0	0	0	0	L	30-35	
09/27	at Eagles	P	0	0	0	0.0	0.0	0	0	0	0	0	0	0	0	0	0	0	0	0	0	0	0	0	0	T	23-23	
10/04	Jaguars	P	0	0	0	0.0	0.0	0	0	0	0	0	0	0	0	0	0	0	0	0	0	0	0	0	0	W	33-25	
10/11	at Ravens	P	0	0	0	0.0	0.0	0	0	0	0	0	0	0	0	0	0	0	0	0	0	0	0	0	0	L	3-27	
10/18	at Colts	P	0	0	0	0.0	0.0	0	0	0	0	0	0	0	0	0	0	0	0	0	0	0	0	0	0	L	27-31	
10/25	Browns	P	0	0	0	0.0	0.0	0	0	0	0	0	0	0	0	0	0	0	0	0	0	0	0	0	0	L	34-37	
11/01	Titans	P	0	0	0	0.0	0.0	0	0	0	0	0	0	0	0	0	0	0	0	0	0	0	0	0	0	W	31-20	
11/15	at Steelers	S	9	6	3	0.0	0.0	2	6	0	0	0	0	0	1	0	0	0	0	0	0	0	0	0	0	L	10-36	
11/22	at Football Team	P	0	0	0	0.0	0.0	0	0	0	0	0	0	0	0	0	0	0	0	0	0	0	0	0	0	L	9-20	
11/29	Giants	P	0	0	0	0.0	0.0	0	0	0	0	0	0	0	0	0	0	0	0	0	0	0	0	0	0	L	17-19	
12/06	at Dolphins																									L	7-19	
12/13	Cowboys																									L	7-30	
12/21	Steelers																									W	27-17	
12/27	at Texans																									W	37-31	
01/03	Ravens																									L	3-38	
2020 TOTALS			11-1	9	6	3	0.0	0.0	2	6	0	0	0	0	0	1	0	0	0	0	0	0	0	0	0	0	0	4-11-1

2021 GAME-BY-GAME REGULAR-SEASON STATISTICS (BENGALS/RAIDERS)

DATE	OPPONENT	P/S	TACKLES						INTERCEPTIONS					FUMBLES				ST				MISC		W/L	SCORE		
			TK	S	A	SK	YDS	TFL	YDS	QBH	NO	YDS	LG	TD	PD	FF	FR	TD	YDS	TK	S	A	FF			FR	S
09/12	Vikings																									W	27-24+
09/19	at Bears																									L	17-20
09/26	at Steelers																									W	24-10
09/30	Jaguars																									W	24-21
10/10	Packers																									L	22-25+
										Went from Bengals to Raiders .																	
10/17	at Broncos																									W	34-24
10/24	Eagles																									W	33-22
12/26	Broncos																									W	17-13
01/02	at Colts																									W	23-20
01/09	Chargers																									W	35-32+
2021 TOTALS			0	0	0	0.0	0.0	0	0	0	0	0	0	0	0	0	0	0	0	0	0	0	0	0	0	0	8-2

+ - Overtime



@2TonyBrown



@tonybapex

38 TONY BROWN

CORNERBACK



2022 GAME-BY-GAME REGULAR-SEASON STATISTICS (COLTS)

DATE	OPPONENT	P/S	TACKLES						INTERCEPTIONS					FUMBLES				ST					MISC		W/L	SCORE			
			TK	S	A	SK	YDS	TFL	YDS	QBH	NO	YDS	LG	TD	PD	FF	FR	TD	YDS	TK	S	A	FF	FR			S	A	
09/11	at Texans	P	0	0	0	0.0	0.0	0	0	0	0	0	0	0	0	0	0	0	0	0	0	0	0	0	0	0	T	20-20	
09/18	at Jaguars	P	0	0	0	0.0	0.0	0	0	0	0	0	0	0	0	0	0	0	0	0	0	0	0	0	0	0	L	0-24	
09/25	Chiefs	P	0	0	0	0.0	0.0	0	0	0	0	0	0	0	0	0	0	0	0	0	0	0	0	0	0	0	W	20-17	
10/02	Titans	P	0	0	0	0.0	0.0	0	0	0	0	0	0	0	0	0	0	0	0	0	0	0	0	0	0	0	L	17-24	
10/06	at Broncos	P	0	0	0	0.0	0.0	0	0	0	0	0	0	0	0	0	0	0	0	0	0	0	0	0	0	0	W	12-9+	
10/16	Jaguars	P	0	0	0	0.0	0.0	0	0	0	0	0	0	0	0	0	0	0	0	0	0	0	0	0	0	0	W	34-27	
10/23	at Titans	P	0	0	0	0.0	0.0	0	0	0	0	0	0	0	0	0	0	0	0	0	0	0	0	0	0	0	L	10-19	
10/30	Commanders	P	0	0	0	0.0	0.0	0	0	0	0	0	0	0	0	0	0	0	0	0	0	0	0	0	0	0	L	16-17	
11/06	at Patriots		INACTIVE																								L	3-26	
11/13	at Raiders	P	0	0	0	0.0	0.0	0	0	0	0	0	0	0	0	0	0	0	0	0	0	0	0	0	0	0	0	W	25-20
11/20	Eagles	P	0	0	0	0.0	0.0	0	0	0	0	0	0	0	0	0	0	0	0	0	0	0	0	0	0	0	0	L	16-17
11/28	Steelers	P	1	1	0	1.0	6.0	1	6	1	0	0	0	0	0	0	0	0	0	0	0	0	0	0	0	0	0	L	17-24
12/04	at Cowboys	P	0	0	0	0.0	0.0	0	0	0	0	0	0	0	0	0	0	0	0	0	0	0	0	0	0	0	0	L	19-54
12/17	at Vikings	P	0	0	0	0.0	0.0	0	0	0	0	0	0	0	0	0	0	0	0	0	0	0	0	0	0	0	0	L	36-39+
12/26	Chargers	P	0	0	0	0.0	0.0	0	0	0	0	0	0	0	0	0	0	0	0	0	0	0	0	0	0	0	0	L	3-20
01/01	at Giants	P	0	0	0	0.0	0.0	0	0	0	0	0	0	0	0	0	0	0	0	0	0	0	0	0	0	0	0	L	10-38
01/08	Texans	P	0	0	0	0.0	0.0	0	0	0	0	0	0	0	0	0	0	0	0	0	0	0	0	0	0	0	0	L	31-32
2022 TOTALS		16-0	1	1	0	1.0	6.0	1	6	1	0	0	0	0	0	0	0	0	0	0	0	0	0	0	0	0	0	4-12-1	

+ - Overtime

2019 GAME-BY-GAME POSTSEASON STATISTICS (PACKERS)

DATE	OPPONENT	P/S	TACKLES						INTERCEPTIONS					FUMBLES				ST					MISC		W/L	SCORE			
			TK	S	A	SK	YDS	TFL	YDS	QBH	NO	YDS	LG	TD	PD	FF	FR	TD	YDS	TK	S	A	FF	FR			S	A	
01/12	Seahawks		DID NOT PLAY																								W	28-23	
01/19	at 49ers		DID NOT PLAY																								L	20-37	
2019 TOTALS			0	0	0	0.0	0.0	0	0	0	0	0	0	0	0	0	0	0	0	0	0	0	0	0	0	0	0	0	1-1

2021 GAME-BY-GAME POSTSEASON STATISTICS (RAIDERS)

DATE	OPPONENT	P/S	TACKLES						INTERCEPTIONS					FUMBLES				ST					MISC		W/L	SCORE		
			TK	S	A	SK	YDS	TFL	YDS	QBH	NO	YDS	LG	TD	PD	FF	FR	TD	YDS	TK	S	A	FF	FR			S	A
01/15	at Bengals		PRACTICE SQUAD																								L	19-26
2021 TOTALS			0	0	0	0.0	0.0	0	0	0	0	0	0	0	0	0	0	0	0	0	0	0	0	0	0	0	0	0-1



@2TonyBrown



@tonybapex

96 TAVEN BRYAN

DEFENSIVE TACKLE



TAVEN BRYAN: SIGNED BY THE COLTS AS AN UNRESTRICTED FREE AGENT ON MARCH 17, 2023.

6-4 • 291 LBS
NFL EXP: 6
(1ST YEAR WITH THE COLTS)
BORN: 3/11/96



COLLEGE:
FLORIDA

4TH-AND-SHORT

- In his first five seasons, he played in 79 games (33 starts) in his time with the Browns (2022) and Jaguars (2018-21) and compiled 112 tackles (62 solo), 17.0 tackles for loss, 8.5 sacks, two passes defended and one forced fumble.
- Brandy Bryan, Taven's father, served as a Navy SEAL from 1990-94.
- Nickname is the Wyoming Wildman.

NAVY SEAL DICIPLINE

When asked who he admired during the NFL Draft process in 2018, Bryan was quick to tell reporters that he didn't watch very much football growing up and that it was dad that he looked up to most. Brandy Bryan, Taven's father, served as a Navy SEAL from 1990-94. Taking a break from the demands of college football, Bryan's father put him through a rather demanding vacation. His SEAL father noted that his condition was, "pathetic," and had Bryan up before dawn, framing houses on a construction site all morning, lifting weights twice a day and more construction until dark. That work ethic and dedication would become evident to front office personnel and eventually help Bryan get selected 29th overall in the 2018 NFL Draft by the Jacksonville Jaguars.



@tavenbryan93



@tavenb

96 TAVEN BRYAN

DEFENSIVE TACKLE



NFL HIGHLIGHTS

- Has appeared in 79 career games (33 starts) in his time with the Cleveland Browns (2022) and Jacksonville Jaguars (2018-21) and has compiled 112 tackles (62 solo), 17.0 tackles for loss, 8.5 sacks, two passes defended and one forced fumble.
- In 2022, he started all 16 games he saw action in and compiled 26 tackles (11 solo), 2.0 tackles for loss, a single-season career-high 3.0 sacks and one pass defended.
- Appeared in 15 games in 2021 and registered 15 tackles (10 solo), 4.0 tackles for loss and 2.0 sacks. In Week 9 vs. Buffalo, he compiled two solo tackles, 2.0 tackles for loss and 2.0 sacks.
- In 2020, he played in 16 games (eight starts) and tallied 18 tackles (10 solo), 3.0 tackles for loss and half a sack.
- He competed in all 16 games (eight starts) in 2019 and accumulated single-season career-highs in tackles (33), solo tackles (18) and tackles for loss (5.0) and added 2.0 sacks, one pass defended and one forced fumble. In Week 17 vs. Indianapolis, he tied his career high in tackles (four) and solo tackles (three) and also added 1.0 tackle for loss, 1.0 sack, one pass defended and one forced fumble.
- As a rookie in 2018, he saw action in 16 games (one start) and recorded 20 tackles (13 solo), 3.0 tackles for loss and 1.0 sack.

COLLEGE HIGHLIGHTS

- Appeared in 36 games (14 starts) at Florida (2014-17) and totaled 67 tackles (31 solo), 10.5 tackles for loss, 5.5 sacks, one pass defended, two forced fumbles and three fumble recoveries.
- In 2017, he garnered Second Team All-SEC honors after he started 11 games and recorded single-season career highs in tackles (40), solo tackles (19), tackles for loss (6.0) and sacks (4.0).
- As a redshirt sophomore, he appeared in 13 games (two starts) and tallied 17 tackles (nine solo), 3.0 tackles for loss, 1.0 sack, one pass defended and single-season career highs in forced fumbles (two) and fumble recoveries (two). He led the team in forced fumbles and fumble recoveries.
- In 2015, he competed in 12 games (one start) and tallied 10 tackles (three solo), 1.5 tackles for loss, half a sack and one fumble recovery.
- Redshirted the 2014 season.

PERSONAL

- Attended Natrona County High School in Casper, Wyo.
- As a senior, he was named the conference Defensive Player of the Year and earned first team all-state honors for both defensive and offensive line.
- Helped lead Natrona County to consecutive state titles in 2012 and 2013.
- His father spent four years as a Navy SEAL.
- Nickname is the Wyoming Wildman.
- A native of Casper, Wyo.

ADDITIONAL TRANSACTIONS

- Signed by the Cleveland Browns as an unrestricted free agent on March 17, 2022.
- Selected by the Jacksonville Jaguars in the first round (29th overall) of the 2018 NFL Draft.



@tavenbryan93



@tavenb

96 TAVEN BRYAN

DEFENSIVE TACKLE



2020 GAME-BY-GAME REGULAR-SEASON STATISTICS (JAGUARS)

DATE	OPPONENT	P/S	TACKLES							INTERCEPTIONS					FUMBLES				ST				MISC		W/L	SCORE		
			TK	S	A	SK	YDS	TFL	YDS	QBH	NO	YDS	LG	TD	PD	FF	FR	TD	YDS	TK	S	A	FF	FR			S	A
09/13	Colts	S	0	0	0	0.0	0.0	0	0	0	1	0	0	0	0	0	0	0	0	0	0	0	0	0	0	0	W	27-20
09/20	at Titans	S	1	1	0	0.0	0.0	0	0	0	1	0	0	0	0	0	0	0	0	0	0	0	0	0	0	L	30-33	
09/24	Dolphins	S	0	0	0	0.0	0.0	0	0	0	1	0	0	0	0	0	0	0	0	0	0	0	0	0	0	L	13-31	
10/04	at Bengals	S	2	1	1	0.0	0.0	0	0	0	1	0	0	0	0	0	0	0	0	0	0	0	0	0	0	L	25-33	
10/11	at Texans	S	3	2	1	0.0	0.0	1	1	0	0	0	0	0	0	0	0	0	0	0	0	0	0	0	0	L	14-30	
10/18	Lions	S	1	1	0	0.0	0.0	1	0	0	0	0	0	0	0	0	0	0	0	0	0	0	0	0	0	L	16-34	
10/25	at Chargers	S	2	1	1	0.5	1.0	1	3	1	0	0	0	0	0	0	0	0	0	0	0	0	0	0	0	L	29-39	
11/08	Texans	P	2	1	1	0.0	0.0	0	0	0	0	0	0	0	0	0	0	0	0	0	0	0	0	0	0	L	25-27	
11/15	at Packers	S	1	0	1	0.0	0.0	0	0	0	0	0	0	0	0	0	0	0	0	0	0	0	0	0	0	L	20-24	
11/22	Steelers	P	1	1	0	0.0	0.0	0	0	0	0	0	0	0	0	0	0	0	0	0	0	0	0	0	0	L	3-27	
11/29	Browns	P	2	1	1	0.0	0.0	0	0	0	0	0	0	0	0	0	0	0	0	0	0	0	0	0	0	L	25-27	
12/06	at Vikings	P	0	0	0	0.0	0.0	0	0	0	0	0	0	0	0	0	0	0	0	0	0	0	0	0	0	L	24-27+	
12/13	Titans	P	1	0	1	0.0	0.0	0	0	0	0	0	0	0	0	0	0	0	0	0	0	0	0	0	0	L	10-31	
12/20	at Ravens	P	1	0	1	0.0	0.0	0	0	0	0	0	0	0	0	0	0	0	0	0	0	0	0	0	0	L	14-40	
12/27	Bears	P	1	1	0	0.0	0.0	0	0	0	0	0	0	0	0	0	0	0	0	0	0	0	0	0	0	L	17-41	
01/03	at Colts	P	0	0	0	0.0	0.0	0	0	0	0	0	0	0	0	0	0	0	0	0	0	0	0	0	0	L	14-28	
2020 TOTALS		16-8	18	10	8	0.5	1.0	3	4	5	0	0	0	0	0	0	0	0	0	0	0	0	0	0	0	1-15		

+ - Overtime

2021 GAME-BY-GAME REGULAR-SEASON STATISTICS (JAGUARS)

DATE	OPPONENT	P/S	TACKLES							INTERCEPTIONS					FUMBLES				ST				MISC		W/L	SCORE	
			TK	S	A	SK	YDS	TFL	YDS	QBH	NO	YDS	LG	TD	PD	FF	FR	TD	YDS	TK	S	A	FF	FR			S
09/12	at Texans	P	2	2	0	0.0	0.0	0	0	0	1	0	0	0	0	0	0	0	0	0	0	0	0	0	0	L	21-37
09/19	Broncos	P	2	0	2	0.0	0.0	0	0	0	0	0	0	0	0	0	0	0	0	0	0	0	0	0	0	L	13-23
09/26	Cardinals	P	2	2	0	0.0	0.0	1	1	0	0	0	0	0	0	0	0	0	0	0	0	0	0	0	0	L	19-31
09/30	at Bengals	P	0	0	0	0.0	0.0	0	0	0	0	0	0	0	0	0	0	0	0	0	0	0	0	0	0	L	21-24
10/10	Titans	P	0	0	0	0.0	0.0	0	0	0	0	0	0	0	0	0	0	0	0	0	0	0	0	0	0	L	19-37
10/17	Dolphins																									W	23-20
10/31	at Seahawks	P	1	0	1	0.0	0.0	0	0	0	0	0	0	0	0	0	0	0	0	0	0	0	0	0	0	L	7-31
11/07	Bills	P	2	2	0	2.0	16.0	2	16	2	0	0	0	0	0	0	0	0	0	0	0	0	0	0	0	W	9-6
11/14	at Colts	P	1	1	0	0.0	0.0	1	3	2	0	0	0	0	0	0	0	0	0	0	0	0	0	0	0	L	17-23
11/21	49ers	P	0	0	0	0.0	0.0	0	0	0	0	0	0	0	0	0	0	0	0	0	0	0	0	0	0	L	10-30
11/28	Falcons	P	1	0	1	0.0	0.0	0	0	1	0	0	0	0	0	0	0	0	0	0	0	0	0	0	0	L	14-21
12/05	at Rams	P	2	1	1	0.0	0.0	0	0	0	0	0	0	0	0	0	0	0	0	0	0	0	0	0	0	L	7-37
12/12	at Titans	P	1	1	0	0.0	0.0	0	0	1	0	0	0	0	0	0	0	0	0	0	0	0	0	0	0	L	0-20
12/19	Texans	P	0	0	0	0.0	0.0	0	0	1	0	0	0	0	0	0	0	0	0	0	0	0	0	0	0	L	16-30
12/26	at Jets	P	0	0	0	0.0	0.0	0	0	0	0	0	0	0	0	0	0	0	0	0	0	0	0	0	0	L	21-26
01/02	at Patriots	P	1	1	0	0.0	0.0	0	0	0	0	0	0	0	0	0	0	0	0	0	0	0	0	0	0	L	10-50
01/09	Colts																									W	26-11
2021 TOTALS		15-0	15	10	5	2.0	16.0	4	20	8	0	0	0	0	0	0	0	0	0	0	0	0	0	0	0	3-14	

2022 GAME-BY-GAME REGULAR-SEASON STATISTICS (BROWNS)

DATE	OPPONENT	P/S	TACKLES							INTERCEPTIONS					FUMBLES				ST				MISC		W/L	SCORE	
			TK	S	A	SK	YDS	TFL	YDS	QBH	NO	YDS	LG	TD	PD	FF	FR	TD	YDS	TK	S	A	FF	FR			S
09/11	at Panthers	S	1	1	0	0.0	0.0	0	0	0	0	0	0	0	0	0	0	0	0	0	0	0	0	0	0	W	26-24
09/18	Jets	S	1	0	1	0.0	0.0	0	0	1	0	0	0	0	0	0	0	0	0	0	0	0	0	0	0	L	30-31
09/22	Steelers	S	2	2	0	0.0	0.0	0	0	0	0	0	0	0	0	0	0	0	0	0	0	0	0	0	0	W	29-17
10/02	at Falcons																									L	20-23
10/09	Chargers	S	2	0	2	0.0	0.0	0	0	0	0	0	0	0	0	0	0	0	0	0	0	0	0	0	0	L	28-30
10/16	Patriots	S	1	0	1	0.0	0.0	0	0	0	0	0	0	0	0	0	0	0	0	0	0	0	0	0	0	L	15-38
10/23	at Ravens	S	1	1	0	1.0	12.0	1	12	1	0	0	0	0	0	0	0	0	0	0	0	0	0	0	0	L	20-23
10/31	Bengals	S	4	1	3	0.5	4.0	0	0	1	0	0	0	0	0	0	0	0	0	0	0	0	0	0	0	W	32-13
11/13	at Dolphins	S	1	0	1	0.0	0.0	0	0	0	0	0	0	0	0	0	0	0	0	0	0	0	0	0	0	L	17-39
11/20	at Bills	S	1	1	0	1.0	5.0	1	5	1	0	0	0	0	0	0	0	0	0	0	0	0	0	0	0	L	23-31
11/27	Buccaneers	S	1	0	1	0.0	0.0	0	0	0	0	0	0	0	0	0	0	0	0	0	0	0	0	0	0	W	23-17+
12/04	at Texans	S	3	2	1	0.0	0.0	0	0	0	0	0	0	0	0	0	0	0	0	0	0	0	0	0	0	W	27-14
12/11	at Bengals	S	0	0	0	0.0	0.0	0	0	0	0	0	0	0	0	0	0	0	0	0	0	0	0	0	0	L	10-23
12/17	Ravens	S	1	0	1	0.0	0.0	0	0	1	0	0	0	0	0	0	0	0	0	0	0	0	0	0	0	W	13-3
12/24	Saints	S	2	2	0	0.0	0.0	0	0	0	0	0	0	0	1	0	0	0	0	0	0	0	0	0	0	L	10-17
01/01	at Commanders	S	4	1	3	0.5	0.5	0	0	1	0	0	0	0	0	0	0	0	0	0	0	0	0	0	0	W	24-10
01/08	at Steelers	S	1	0	1	0.0	0.0	0	0	0	0	0	0	0	0	0	0	0	0	0	0	0	0	0	0	L	14-28
2022 TOTALS		16-16	26	11	15	3.0	21.5	2	17	6	0	0	0	0	1	0	0	0	0	0	0	0	0	0	0	7-10	

+ - Overtime



@tavenbryan93



@tavenb

99 DEFOREST BUCKNER

DEFENSIVE TACKLE

(dub-FORE-ist)



DEFOREST BUCKNER: ACQUIRED BY THE COLTS IN A TRADE WITH THE SAN FRANCISCO 49ERS ON MARCH 18, 2020.

6-7 • 295 LBS

NFL EXP: 8

(4TH YEAR WITH THE COLTS)

BORN: 3/17/94

O COLLEGE: OREGON

4TH-AND-SHORT

- 2x Associated Press All-Pro selection (2020, First Team; 2019, Second Team).
- 2x Pro Bowl selection (2018, 2021).
- In his first seven seasons, he compiled 462 tackles (286 solo), 69.0 tackles for loss, 53.0 sacks, 20 passes defensed, seven forced fumbles, nine fumble recoveries and one safety in 112 games (109 starts).
- Owns the Colts' single-season franchise record for most sacks by a defensive tackle (9.5 in 2020).
- In 2020, selected AFC Defensive Player of the Month (December) and AFC Defensive Player of the Week (Week 15).
- Named the 2020 Polynesian Pro Football Player of the Year.

DOWN THE STRETCH

What is on your bucket list: Travel to at least 10 countries.

Do you have any pets: We have a little Cavalier Poodle mix named Kimi.

Do you have a pregame ritual: Hot tub/cold tub

Do you have any nicknames: DeFo or Buck

What is the best advice you've been given: Be the best version of yourself.

Who is your mentor: My father-in-law, Lance Shebelut.

Who is your favorite artist: Drake

What is your favorite food: Hawaiian Food

What is your favorite vacation spot: Italy

What is your favorite TV show: "The Office"

What are your pet peeves: Laziness

What are your hobbies off the field: Hunting, fishing, golfing, video games



@DeForestBuckner



@dbuck_99

99 DEFOREST BUCKNER


DEFENSIVE TACKLE

(duh-FORE-ist)



GROWING UP FAST

Growing up in Hawaii, Buckner was never a child who caused trouble. However, he had to mature quickly as a 13-year-old when an accident changed his family's lifestyle. His father, George, was in a motorcycle accident that required him to have heart surgery. After falling into a coma, George rehabbed and recovered. Buckner knew that he had to step up for his family by doing chores around the house to help while he also continued to mentor his brother. All the while, he was starting to become a standout in football and basketball. He credits that experience to how he developed as a man both on and off the field.



FIRST YEAR IN INDY? FIRST TEAM ALL-PRO

Buckner wanted to prove to Indy that they made the right choice acquiring him for the 13th overall pick in the 2020 NFL Draft. In his first season, he showed he belonged. He earned First Team All-Pro honors after he played in 15 games (14 starts) and compiled 58 tackles (37 solo), 10.0 tackles for loss, 9.5 sacks, three passes defended, two forced fumbles and one fumble recovery. Among NFL defensive tackles, he ranked in the top-five in tackles (fourth), solo tackles (second), tackles for loss (tied-third), sacks (second) and forced fumbles (tied-third). Buckner established a single-season franchise record for most sacks by a defensive tackle. He became just the third Colts defensive tackle to be named First Team All-Pro, joining Art Donovan (1954-57) and Gene Lipscomb (1958-59).



Dr. DeFo

While at Oregon, Buckner started to dive into art and took the class "Art of the Athlete" which provides engagement for the student athletes through visual arts. His professor gave him the nickname, "Dr. DeFo" because of his passion and focus with his art. At the end of his time in the class, he was awarded the breakout artist award for his piece titled "King of Pop" that featured himself imitating Michael Jackson performing music, which was spray painted on vinyl.

DeFo DPOM

Buckner earned AFC Defensive Player of the Month for December during the 2020 season after he compiled 18 tackles (14 solo), 6.0 tackles for loss, 7.0 sacks, two passes defended and one forced fumble. He helped guide the Colts to a 4-1 record, including a playoff berth. Buckner recorded three games with at least 2.0 sacks.



DeFo DPOW

In Week 15 of 2020 vs. Houston, Buckner earned AFC Defensive Player of the Week after he totaled four tackles (three solo), 2.0 tackles for loss, a career-high 3.0 sacks and one forced fumble. He was one of just four players in the NFL in 2020 to register at least four tackles, 2.0 tackles for loss, 3.0 sacks and one forced fumble in a single game. Buckner's 3.0 sacks tied for the third-most by any player in a single game last season. It marked the first time he had earned Player of the Week honors.



@DeForestBuckner



@dbuck_99

99 DEFOREST BUCKNER

DEFENSIVE TACKLE

(dub-FORE-ist)



NFL HIGHLIGHTS

- Has competed in 112 games (109 starts) in seven seasons (2016-22) with the Colts (2020-22) and 49ers (2016-19) and has recorded 462 tackles (286 solo), 69.0 tackles for loss, 53.0 sacks, 20 passes defended, seven forced fumbles, nine fumble recoveries and one safety. Has started four postseason contests and has registered 14 tackles (11 solo), 2.0 tackles for loss, 2.5 sacks, one forced fumble and one fumble recovery.
- He appeared in all 17 games (16 starts) in 2022 and recorded 74 tackles (44 solo), 11.0 tackles for loss, 8.0 sacks, three passes defended, two forced fumbles and one fumble recovery. In Week 5 at Denver, he compiled eight tackles (four solo), 1.0 tackle for loss, 2.0 sacks, one pass defended and one forced fumble. He became the first NFL player to register at least eight tackles, 2.0 sacks, one pass defended and one forced fumble in a single game that season, and is the first to do so since Marcus Maye in Week 1 of 2020. In Week 6 vs. Jacksonville, he compiled five tackles (three solo), 1.0 tackle for loss and 1.0 sack. He tallied sacks in back-to-back games for the first time since Weeks 7 and 8 of 2021. In Week 8 vs. Washington, he tallied three tackles (two solo), 1.0 tackle for loss and 1.0 sack. In Week 9 at New England, he reached 50.0 career sacks. In Week 15 at Minnesota, he compiled three tackles (two solo), 2.0 tackles for loss, 1.0 sack and one pass defended. In Week 18 vs. Houston, he accumulated four solo tackles and 2.0 tackles for loss. He reached at least 10.0 tackles for loss for the third consecutive season.
- In 2021, he competed in all 17 games (16 starts and compiled 68 tackles (40 solo), 10.0 tackles for loss, 7.0 sacks and three passes defended en route to his second career Pro Bowl selection. In Week 6 vs. Houston, he registered five tackles (four solo), 2.0 tackles for loss and 1.0 sack. In Week 7 at San Francisco, he tallied six tackles (five solo), 1.0 tackle for loss and 1.0 sack. In Week 8 vs. Tennessee, he tallied two solo tackles, 1.0 tackle for loss and 1.0 sack. It was his third consecutive game with a sack. In Week 12 vs. Tampa Bay, he registered three solo tackles, 1.0 tackle for loss, 1.0 sack and one pass defended. In Week 15 vs. New England, he recorded four tackles (three solo), 1.0 tackle for loss and 1.0 sack. In Week 17 vs. Las Vegas, he had a season-high eight tackles (four solo), 1.0 tackle for loss and half a sack. It was the most tackles he has recorded in a single game as a Colt.
- Earned Associated Press First Team All-Pro and PFWA All-NFL Team honors after he appeared in 15 games (14 starts) in 2020 and accumulated 58 tackles (37 solo), 10.0 tackles for loss, 9.5 sacks, three passes defended, two forced fumbles and one fumble recovery. In Week 2 vs. Minnesota, he recorded three tackles (one solo), 1.0 tackle for loss and 1.5 sacks. He registered his first-career safety with a sack on Kirk Cousins. In Week 15 vs. Houston, he accumulated four tackles (three solo), a career-high 3.0 sacks, 2.0 tackles for loss and one forced fumble. He registered 2.0 sacks in the first quarter and became the first Colts player to do so since Robert Mathis

NFL HIGHLIGHTS CONT...

- in Week 10 of 2013. He became one of four players in 2020 to record at least four tackles, 2.0 tackles for loss, 3.0 sacks and one forced fumble in a single game, joining Justin Houston, Aaron Donald and Haason Reddick. Started one postseason contest and tallied two solo tackles.
- In 2019, was named an Associated Press Second Team All-Pro after he started all 16 games and totaled 61 tackles (33 solo), 9.0 tackles for loss, 7.5 sacks, two passes defended, two forced fumbles and a single-season career-high four fumble recoveries (one returned for a touchdown). According to the Elias Sports Bureau, he became the first 49er to tally four-or-more fumble recoveries in a single season since 1988. Started three postseason games and recorded 12 tackles (nine solo), 2.0 tackles for loss, 2.5 sacks, one forced fumble and one fumble recovery. In Super Bowl LIV, he tallied six tackles (three solo), 1.0 tackle for loss and a game-high 1.5 sacks. In Week 3, he had a team-high 10 tackles (six solo), 1.0 sack, one forced fumble and one fumble recovery vs. Pittsburgh.
- Selected to his first career Pro Bowl after he started 16 games in 2018 and compiled 67 tackles (44 solo), 17.0 tackles for loss, a single-season career-high 12.0 sacks, three passes defended and one fumble recovery. His 12.0 sacks ranked third in the NFL among defensive tackles and were the fourth-most by a 49er in a single season since 2000. Tallied seven tackles (three solo), 3.0 tackles for loss and a single-game career-high 2.5 sacks in Week 1 at Minnesota, which also tied for the third-most sacks in a single game by a 49er since 2010. Registered a career-high 11 tackles (seven solo), 4.0 tackles for loss and 2.0 sacks in Week 15 vs. Seattle. It was his third game with 2.0-or-more sacks on the season.
- In 2017, he started all 16 games and accumulated 61 tackles (45 solo), 5.0 tackles for loss, 3.0 sacks, five passes defended and one forced fumble. Recorded five solo tackles and his first-career forced fumble in Week 3 vs. the Los Angeles Rams.
- Selected to the PFWA All-Rookie Team after he started 15 games and totaled 73 tackles (43 solo), 7.0 tackles for loss, 6.0 sacks, one pass defended and two fumble recoveries. His 73 tackles ranked second among all NFL defensive tackles. His 6.0 sacks tied for a team high, ranked fourth among rookies and tied for the sixth-most sacks by a 49er rookie in franchise history. Recorded nine tackles (five solo), 2.0 sacks and one fumble recovery in Week 6 at Buffalo. It was his first-career game with 2.0 sacks.



@DeForestBuckner



@dubuck_99

99 DEFOREST BUCKNER

DEFENSIVE TACKLE

(duh-FORE-ist)



COLLEGE HIGHLIGHTS CONT...

- Appeared in 54 games at Oregon (2012-15) and registered 232 tackles (106 solo), 36.0 tackles for loss, 18.0 sacks and nine passes defended.
- In 2015, he was named First Team All-America by *USA Today* and Second Team All-America by The Associated Press after he appeared in all 13 games and totaled 83 tackles (43 solo), 17.0 tackles for loss, 10.5 sacks and five passes defended. Also was named the PAC-12 Defensive Player of the Year and was the recipient of the Morris Trophy, which is an honor voted on by opposing PAC-12 offensive linemen.
- As a junior, he was named a Second Team All-PAC-12 choice after he started 15 games and tallied 81 tackles (36 solo), 13.0 tackles for loss, 4.0 sacks and four passes defended.
- In 2013, he played in 13 games (eight starts) and accumulated 39 tackles (12 solo), 3.5 tackles for loss and 2.5 sacks.
- As a freshman, he appeared in 13 games (two starts) and recorded 29 tackles (15 solo), 2.5 tackles for loss and 1.0 sack. He received the Casanova Award, which is awarded to the team's top first-year player.

PERSONAL

- Attended Punahou (Hawaii) High School and was named first team all-state his senior year.
- Was a four-year letterman in basketball and earned first team all-state and first team All-ILH (Interscholastic League of Honolulu) as a senior after averaging 11.3 points and 8.9 rebounds a game.
- In 2020, he participated in three Colts' mobile pantry distributions as part of the No One Runs on Empty program.
- Supported KNOT Today, for the 2021 and 2020 My Cause My Cleats campaign.
- Represented 'Beyond Differences' for the 2019 My Cause My Cleats campaign.
- Received the 2019 Bill Walsh Award, which was established in 2004 and is voted on by the coaching staff and given to the 49er who best represented the standard of professional excellence established by Walsh.
- In 2018, he was the recipient of the 49ers Len Eshmont Award, which is voted on by the team and given to the player who best exemplifies inspirational and courageous play.
- Participated in many community events with the 49ers, including the Crucial Catch Fashion Show, serving Thanksgiving dinner to people in need and taking local youth on a holiday shopping spree.
- Majored in criminology.
- Married to his wife, Ashlyn, and they have two sons, Dominic and Jordan.
- Last name is pronounced duh-FORE-ist.
- A native of Honolulu, Hawaii.

ADDITIONAL TRANSACTIONS

- Selected by the San Francisco 49ers in the first round (seventh overall) of the 2016 NFL Draft.



@DeForestBuckner



@dbuck_99

99 DEFOREST BUCKNER

DEFENSIVE TACKLE

(duh-FORE-ist)



DEFOREST BUCKNER'S - NFL POSTSEASON STATISTICS

DATE	TEAM	GP	GS	TK	TACKLES					INTERCEPTIONS					FUMBLES				ST		MISC							
					S	A	TFL	YDS	SK	YDS	QBH	NO	YDS	LG	TD	PD	FF	FR	TD	YDS	TK	S	A	FF	FR	S	A	
2019	49ers	3	3	12	9	3	2	10	2.5	17.5	4	0	0	0	0	0	1	1	0	0	0	0	0	0	0	0	0	0
2020	Colts	1	1	2	2	0	0	0	0.0	0.0	1	0	0	0	0	0	0	0	0	0	0	0	0	0	0	0	0	
TOTALS		4	4	14	11	3	2	10	2.5	17.5	5	0	0	0	0	0	1	1	0	0	0	0	0	0	0	0	0	

SINGLE-GAME HIGHS: DEFENSIVE

Total Tackles	11 vs. Seattle Seahawks, Dec 16, 2018 ...1 more at 11.	Fumble Recoveries	2 vs. Seattle Seahawks, Nov 11, 2019 1 at Houston Texans, Sep 11, 2022 ...6 more at 1.
Solo Tackles	10 vs. New York Jets, Dec 11, 2016 7 vs. Seattle Seahawks, Dec 16, 2018 ...1 more at 7.	Tackles For Loss	4 vs. Seattle Seahawks, Dec 16, 2018 3 at Minnesota Vikings, Sep 09, 2018 2 vs. Houston Texans, Jan 08, 2023 ...11 more at 2.
Sacks	3.0 vs. Houston Texans, Dec 20, 2020 2.5 at Minnesota Vikings, Sep 09, 2018 2.0 at Denver Broncos, Oct 06, 2022 ...6 more at 2.0.	Safeties	1 vs. Minnesota Vikings, Sep 20, 2020
Passes Defensed	2 vs. Dallas Cowboys, Oct 22, 2017 1 at Minnesota Vikings, Dec 17, 2022 ...17 more at 1.	Special Teams Tackles	1 vs. Cleveland Browns, Oct 07, 2019
Forced Fumbles	1 vs. Los Angeles Chargers, Dec 26, 2022 ...6 more at 1.	Longest Opponent's Fumble Return	12 vs. Seattle Seahawks, Nov 11, 2019

SINGLE-GAME HIGHS - POSTSEASON: DEFENSIVE

Total Tackles	6 at Kansas City Chiefs, Feb 02, 2020 4 vs. Green Bay Packers, Jan 19, 2020 2 at Buffalo Bills, Jan 09, 2021 ...1 more at 2.	Forced Fumbles	1 vs. Minnesota Vikings, Jan 11, 2020
Solo Tackles	4 vs. Green Bay Packers, Jan 19, 2020 3 at Kansas City Chiefs, Feb 02, 2020 2 at Buffalo Bills, Jan 09, 2021 ...1 more at 2.	Fumble Recoveries	1 vs. Green Bay Packers, Jan 19, 2020
Sacks	1.5 at Kansas City Chiefs, Feb 02, 2020 1.0 vs. Minnesota Vikings, Jan 11, 2020	Tackles For Loss	1 at Kansas City Chiefs, Feb 02, 2020 ...1 more at 1.

2016 GAME-BY-GAME REGULAR-SEASON STATISTICS (49ERS)

DATE	OPPONENT	P/S	TACKLES					INTERCEPTIONS					FUMBLES				ST		MISC		W/L	SCORE						
			TK	S	A	SK	YDS	TFL	YDS	QBH	NO	YDS	LG	TD	PD	FF	FR	TD	YDS	TK			S	A	FF	FR	S	A
09/12	Rams	S	3	1	2	0.0	0.0	0	0	0	0	0	0	0	0	0	0	0	0	0	0	0	0	0	0	0	W	28-0
09/18	at Panthers	S	5	1	4	0.0	0.0	0	0	0	0	0	0	0	0	0	0	0	0	0	0	0	0	0	0	L	27-46	
09/25	at Seahawks	S	8	1	7	0.0	0.0	0	0	0	0	0	0	0	0	0	0	0	0	0	0	0	0	0	0	L	18-37	
10/02	Cowboys	S	5	3	2	0.0	0.0	0	0	1	0	0	0	0	0	0	0	0	0	0	0	0	0	0	0	L	17-24	
10/06	Cardinals		INACTIVE																							L	21-33	
10/16	at Bills	S	9	5	4	2.0	0.0	0	0	3	0	0	0	0	0	1	0	0	0	0	0	0	0	0	0	L	16-45	
10/23	Buccaneers	S	6	4	2	0.0	0.0	1	2	1	0	0	0	0	0	0	0	0	0	0	0	0	0	0	0	L	17-34	
11/06	Saints	S	2	1	1	0.0	0.0	0	0	0	0	0	0	0	0	0	0	0	0	0	0	0	0	0	0	L	23-41	
11/13	at Cardinals	S	3	3	0	1.0	9.0	1	9	3	0	0	0	0	0	1	0	0	0	0	0	0	0	0	0	L	20-23	
11/20	Patriots	S	4	2	2	0.0	0.0	0	0	0	0	0	0	0	0	0	0	0	0	0	0	0	0	0	0	L	17-30	
11/27	at Dolphins	S	4	3	1	0.0	0.0	1	2	0	0	0	0	0	0	0	0	0	0	0	0	0	0	0	0	L	24-31	
12/04	at Bears	S	5	4	1	0.0	0.0	0	0	1	0	0	0	0	0	0	0	0	0	0	0	0	0	0	0	L	6-26	
12/11	Jets	S	11	10	1	2.0	9.0	2	10	4	0	0	0	0	0	0	0	0	0	0	0	0	0	0	0	L	17-23+	
12/18	at Falcons	S	4	3	1	0.0	0.0	1	3	0	0	0	0	0	0	0	0	0	0	0	0	0	0	0	0	L	13-41	
12/24	at Rams	S	1	1	0	1.0	8.0	1	8	4	0	0	0	0	1	0	0	0	0	0	0	0	0	0	0	W	22-21	
01/01	Seahawks	S	3	1	2	0.0	0.0	0	0	1	0	0	0	0	0	0	0	0	0	0	0	0	0	0	0	L	23-25	
2016 TOTALS		15-15	73	43	30	6.0	26.0	7	34	18	0	0	0	0	1	0	2	0	0	0	0	0	0	0	0	0	2-14	

+ - Overtime



@DeForestBuckner



@dbuck_99

99 DEFOREST BUCKNER

DEFENSIVE TACKLE

(duh-FORE-ist)



2017 GAME-BY-GAME REGULAR-SEASON STATISTICS (49ERS)

DATE	OPPONENT	P/S	TACKLES							INTERCEPTIONS				FUMBLES			ST				MISC		W/L	SCORE			
			TK	S	A	SK	YDS	TFL	YDS	QBH	NO	YDS	LG	TD	PD	FF	FR	TD	YDS	TK	S	A			FF	FR	S
09/10	Panthers	S	6	5	1	0.0	0.0	0	0	0	1	0	0	0	0	0	0	0	0	0	0	0	0	0	0	L	3-23
09/17	at Seahawks	S	4	2	2	0.0	0.0	0	0	0	4	0	0	0	0	0	0	0	0	0	0	0	0	0	0	L	9-12
09/21	Rams	S	5	5	0	0.0	0.0	0	0	0	1	0	0	0	0	0	1	0	0	0	0	0	0	0	0	L	39-41
10/01	at Cardinals	S	4	4	0	1.0	7.0	2	11	4	4	0	0	0	0	1	0	0	0	0	0	0	0	0	0	L	15-18+
10/08	at Colts	S	5	1	4	0.5	5.5	1	1	2	0	0	0	0	0	0	0	0	0	0	0	0	0	0	0	L	23-26+
10/15	at Redskins	S	5	4	1	0.0	0.0	1	0	1	0	0	0	0	0	0	0	0	0	0	0	0	0	0	0	L	24-26
10/22	Cowboys	S	5	5	0	0.0	0.0	0	0	1	0	0	0	0	2	0	0	0	0	0	0	0	0	0	0	L	10-40
10/29	at Eagles	S	5	4	1	0.0	0.0	0	0	0	0	0	0	0	0	0	0	0	0	0	0	0	0	0	0	L	10-33
11/05	Cardinals	S	2	0	2	0.0	0.0	0	0	1	0	0	0	0	0	0	0	0	0	0	0	0	0	0	0	L	10-20
11/12	Giants	S	4	4	0	0.0	0.0	0	0	0	0	0	0	0	0	0	0	0	0	0	0	0	0	0	0	W	31-21
11/26	Seahawks	S	1	1	0	0.0	0.0	0	0	2	0	0	0	0	0	0	0	0	0	0	0	0	0	0	0	L	13-24
12/03	at Bears	S	0	0	0	0.0	0.0	0	0	0	0	0	0	0	0	0	0	0	0	0	0	0	0	0	0	W	15-14
12/10	at Texans	S	2	1	1	1.0	7.0	1	7	2	0	0	0	0	0	0	0	0	0	0	0	0	0	0	0	W	26-16
12/17	Titans	S	9	7	2	0.5	1.5	0	0	1	0	0	0	0	1	0	0	0	0	0	0	0	0	0	0	W	25-23
12/24	Jaguars	S	3	2	1	0.0	0.0	0	0	1	0	0	0	0	1	0	0	0	0	0	0	0	0	0	0	W	44-33
12/31	at Rams	S	1	0	1	0.0	0.0	0	0	1	0	0	0	0	0	0	0	0	0	0	0	0	0	0	0	W	34-13
2017 TOTALS			16-16	61	45	16	3.0	21.0	5	19	22	0	0	0	0	5	1	0	0	0	0	0	0	0	0	0	6-10

+ - Overtime

2018 GAME-BY-GAME REGULAR-SEASON STATISTICS (49ERS)

DATE	OPPONENT	P/S	TACKLES							INTERCEPTIONS				FUMBLES			ST				MISC		W/L	SCORE			
			TK	S	A	SK	YDS	TFL	YDS	QBH	NO	YDS	LG	TD	PD	FF	FR	TD	YDS	TK	S	A			FF	FR	S
09/09	at Vikings	S	7	3	4	2.5	16.0	3	21	3	0	0	0	0	0	0	0	0	0	0	0	0	0	0	0	L	16-24
09/16	Lions	S	5	5	0	1.0	8.0	1	8	2	0	0	0	0	0	0	0	0	0	0	0	0	0	0	0	W	30-27
09/23	at Chiefs	S	3	2	1	0.0	0.0	0	0	1	0	0	0	0	0	0	0	0	0	0	0	0	0	0	0	L	27-38
09/30	at Chargers	S	2	1	1	0.0	0.0	0	0	0	0	0	0	0	0	0	0	0	0	0	0	0	0	0	0	L	27-29
10/07	Cardinals	S	4	3	1	0.0	0.0	1	0	2	0	0	0	0	0	0	0	0	0	0	0	0	0	0	0	L	18-28
10/15	at Packers	S	2	1	1	1.0	9.0	1	9	1	0	0	0	0	0	0	0	0	0	0	0	0	0	0	0	L	30-33
10/21	Rams	S	3	3	0	0.0	0.0	1	2	0	0	0	0	0	0	0	0	0	0	0	0	0	0	0	0	L	10-39
10/28	at Cardinals	S	1	0	1	0.0	0.0	0	0	0	0	0	0	0	1	0	0	0	0	0	0	0	0	0	0	L	15-18
11/01	Raiders	S	2	2	0	1.0	5.0	1	5	1	0	0	0	0	0	0	0	0	0	0	0	0	0	0	0	W	34-3
11/12	Giants	S	5	0	5	0.5	4.0	0	0	1	0	0	0	0	1	0	0	0	0	0	0	0	0	0	0	L	23-27
11/25	at Buccaneers	S	5	5	0	1.0	8.0	2	10	2	0	0	0	0	0	0	0	0	0	0	0	0	0	0	0	L	9-27
12/02	at Seahawks	S	7	3	4	2.0	6.0	2	6	2	0	0	0	0	0	0	0	0	0	0	0	0	0	0	0	L	16-43
12/09	Broncos	S	3	3	0	0.0	0.0	0	0	1	0	0	0	0	0	0	0	0	0	0	0	0	0	0	0	W	20-14
12/16	Seahawks	S	11	7	4	2.0	12.0	4	13	3	0	0	0	0	0	0	0	0	0	0	0	0	0	0	0	W	26-23+
12/23	Bears	S	3	3	0	1.0	3.0	1	3	1	0	0	0	0	0	1	0	0	0	0	0	0	0	0	0	L	9-14
12/30	at Rams	S	4	3	1	0.0	0.0	0	0	0	0	0	0	0	1	0	0	0	0	0	0	0	0	0	0	L	32-48
2018 TOTALS			16-16	67	44	23	12.0	71.0	17	77	20	0	0	0	0	3	0	1	0	0	0	0	0	0	0	4-12	

+ - Overtime

2019 GAME-BY-GAME REGULAR-SEASON STATISTICS (49ERS)

DATE	OPPONENT	P/S	TACKLES							INTERCEPTIONS				FUMBLES			ST				MISC		W/L	SCORE			
			TK	S	A	SK	YDS	TFL	YDS	QBH	NO	YDS	LG	TD	PD	FF	FR	TD	YDS	TK	S	A			FF	FR	S
09/08	at Buccaneers	S	2	2	0	0.0	0.0	1	2	1	0	0	0	0	0	0	0	0	0	0	0	0	0	0	0	W	31-17
09/15	at Bengals	S	1	1	0	1.0	6.0	1	6	2	0	0	0	0	0	0	0	0	0	0	0	0	0	0	0	W	41-17
09/22	Steelers	S	10	6	4	1.0	9.0	0	0	2	0	0	0	0	0	1	1	0	0	0	0	0	0	0	0	W	24-20
10/07	Browns	S	4	2	2	1.0	12.0	0	0	1	0	0	0	0	1	1	0	0	0	1	1	0	0	0	0	W	31-3
10/13	at Rams	S	4	2	2	0.0	0.0	1	3	0	0	0	0	0	0	0	0	0	0	0	0	0	0	0	0	W	20-7
10/20	at Redskins	S	6	3	3	0.0	0.0	0	0	0	0	0	0	0	0	0	0	0	0	0	0	0	0	0	0	W	9-0
10/27	Panthers	S	2	1	1	0.0	0.0	0	0	1	0	0	0	0	1	0	0	0	0	0	0	0	0	0	0	W	51-13
10/31	at Cardinals	S	4	3	1	1.0	6.0	2	9	1	0	0	0	0	0	0	0	0	0	0	0	0	0	0	0	W	28-25
11/11	Seahawks	S	5	1	4	0.0	0.0	0	0	0	0	0	0	0	0	2	1	12	0	0	0	0	0	0	0	L	24-27+
11/17	Cardinals	S	2	2	0	1.0	3.0	1	3	1	0	0	0	0	0	0	0	0	0	0	0	0	0	0	0	W	36-26
11/24	Packers	S	5	1	4	0.5	1.0	0	0	2	0	0	0	0	0	0	0	0	0	0	0	0	0	0	0	W	37-8
12/01	at Ravens	S	6	4	2	1.0	0.0	0	0	1	0	0	0	0	0	0	0	0	0	0	0	0	0	0	0	L	17-20
12/08	at Saints	S	4	1	3	0.0	0.0	1	5	0	0	0	0	0	0	0	1	0	0	0	0	0	0	0	0	W	48-46
12/15	Falcons	S	1	1	0	0.0	0.0	0	0	0	0	0	0	0	0	0	0	0	0	0	0	0	0	0	0	L	22-29
12/21	Rams	S	1	1	0	0.0	0.0	1	1	0	0	0	0	0	0	0	0	0	0	0	0	0	0	0	0	W	34-31
12/29	at Seahawks	S	4	2	2	1.0	10.0	1	10	2	0	0	0	0	0	0	0	0	0	0	0	0	0	0	0	W	26-21
2019 TOTALS			16-16	61	33	28	7.5	47.0	9	39	14	0	0	0	0	2	2	4	1	12	1	1	0	0	0	13-3	

+ - Overtime



@DeForestBuckner



@dbuck_99

99 DEFOREST BUCKNER

DEFENSIVE TACKLE

(duh-FORE-ist)



2020 GAME-BY-GAME REGULAR-SEASON STATISTICS (COLTS)

DATE	OPPONENT	P/S	TACKLES							INTERCEPTIONS				FUMBLES			ST				MISC		W/L	SCORE					
			TK	S	A	SK	YDS	TFL	YDS	QBH	NO	YDS	LG	TD	PD	FF	FR	TD	YDS	TK	S	A			FF	FR	S	A	
09/13	at Jaguars	S	6	4	2	0.0	0.0	1	2	0	0	0	0	0	0	0	0	0	0	0	0	0	0	0	0	0	L	20-27	
09/20	Vikings	S	3	1	2	1.5	9.0	1	5	4	0	0	0	0	0	0	0	0	0	0	0	0	0	0	0	0	W	28-11	
09/27	Jets	S	6	4	2	0.0	0.0	0	0	1	0	0	0	0	0	0	0	0	0	0	0	0	0	0	0	0	W	36-7	
10/04	at Bears	S	3	1	2	0.0	0.0	0	0	3	0	0	0	0	1	0	0	0	0	0	0	0	0	0	0	0	W	19-11	
10/11	at Browns	S	5	3	2	0.0	0.0	0	0	1	0	0	0	0	0	0	0	0	0	0	0	0	0	0	0	0	L	23-32	
10/18	Bengals	S	5	4	1	1.0	8.0	2	8	4	0	0	0	0	0	0	0	0	0	0	0	0	0	0	0	0	W	31-27	
11/01	at Lions	S	1	0	1	0.0	0.0	0	0	0	0	0	0	0	0	0	0	0	0	0	0	0	0	0	0	0	W	41-21	
11/08	Ravens	S	5	2	3	0.0	0.0	0	0	0	0	0	0	0	0	1	0	0	0	0	0	0	0	0	0	0	L	10-24	
11/12	at Titans	S	5	3	2	0.0	0.0	0	0	3	0	0	0	0	0	0	0	0	0	0	0	0	0	0	0	0	W	34-17	
11/22	Packers	S	1	1	0	0.0	0.0	0	0	0	0	0	0	0	0	0	1	0	0	0	0	0	0	0	0	0	W	34-31+	
11/29	Titans		RESERVE/COVID-19																			L	26-45						
12/06	at Texans	S	4	4	0	2.0	8.0	2	8	3	0	0	0	0	0	0	0	0	0	0	0	0	0	0	0	0	0	W	26-20
12/13	at Raiders	S	4	3	1	0.0	0.0	0	0	1	0	0	0	0	0	0	0	0	0	0	0	0	0	0	0	0	0	W	44-27
12/20	Texans	P	4	3	1	3.0	19.0	2	12	4	0	0	0	0	0	1	0	0	0	0	0	0	0	0	0	0	0	W	27-20
12/27	at Steelers	S	2	1	1	0.0	0.0	0	0	0	0	0	0	0	1	0	0	0	0	0	0	0	0	0	0	0	0	L	24-28
01/03	Jaguars	S	4	3	1	2.0	14.0	2	14	2	0	0	0	0	1	0	0	0	0	0	0	0	0	0	0	0	W	28-14	
2020 TOTALS		15-14	58	37	21	9.5	58.0	10	49	26	0	0	0	0	3	2	1	0	0	0	0	0	0	0	0	0	11-5		

+ - Overtime

2021 GAME-BY-GAME REGULAR-SEASON STATISTICS (COLTS)

DATE	OPPONENT	P/S	TACKLES							INTERCEPTIONS				FUMBLES			ST				MISC		W/L	SCORE				
			TK	S	A	SK	YDS	TFL	YDS	QBH	NO	YDS	LG	TD	PD	FF	FR	TD	YDS	TK	S	A			FF	FR	S	A
09/12	Seahawks	S	6	5	1	1.0	7.0	1	7	2	0	0	0	0	0	0	0	0	0	0	0	0	0	0	0	0	L	16-28
09/19	Rams	S	6	2	4	0.0	0.0	0	0	2	0	0	0	0	1	0	0	0	0	0	0	0	0	0	0	0	L	24-27
09/26	at Titans	S	4	1	3	0.0	0.0	0	0	1	0	0	0	0	0	0	0	0	0	0	0	0	0	0	0	0	L	16-25
10/03	at Dolphins	S	3	0	3	0.0	0.0	0	0	0	0	0	0	0	0	0	0	0	0	0	0	0	0	0	0	0	W	27-17
10/11	at Ravens	S	4	2	2	0.0	0.0	0	0	0	0	0	0	0	0	0	0	0	0	0	0	0	0	0	0	0	L	25-31+
10/17	Texans	S	5	4	1	1.0	9.0	2	10	1	0	0	0	0	0	0	0	0	0	0	0	0	0	0	0	0	W	31-3
10/24	at 49ers	S	6	5	1	1.0	4.0	1	4	1	0	0	0	0	0	0	0	0	0	0	0	0	0	0	0	0	W	30-18
10/31	Titans	S	2	2	0	1.0	8.0	1	8	1	0	0	0	0	0	0	0	0	0	0	0	0	0	0	0	0	L	31-34+
11/04	Jets	S	6	3	3	0.0	0.0	1	2	1	0	0	0	0	1	0	0	0	0	0	0	0	0	0	0	0	W	45-30
11/14	Jaguars	S	3	0	3	0.5	0.0	0	0	2	0	0	0	0	0	0	0	0	0	0	0	0	0	0	0	0	W	23-17
11/21	at Bills	S	1	0	1	0.0	0.0	0	0	0	0	0	0	0	0	0	0	0	0	0	0	0	0	0	0	0	W	41-15
11/28	Buccaneers	S	3	3	0	1.0	7.0	1	7	1	0	0	0	0	1	0	0	0	0	0	0	0	0	0	0	0	L	31-38
12/05	at Texans	S	2	2	0	0.0	0.0	0	0	2	0	0	0	0	0	0	0	0	0	0	0	0	0	0	0	0	W	31-0
12/18	Patriots	S	4	3	1	1.0	15.0	1	15	2	0	0	0	0	0	0	0	0	0	0	0	0	0	0	0	0	W	27-17
12/25	at Cardinals	S	2	1	1	0.0	0.0	0	0	0	0	0	0	0	0	0	0	0	0	0	0	0	0	0	0	0	W	22-16
01/02	Raiders	S	8	4	4	0.5	5.5	1	4	2	0	0	0	0	0	0	0	0	0	0	0	0	0	0	0	0	L	20-23
01/09	at Jaguars	P	3	3	0	0.0	0.0	1	1	0	0	0	0	0	0	0	0	0	0	0	0	0	0	0	0	0	L	11-26
2021 TOTALS		17-16	68	40	28	7.0	55.5	10	58	18	0	0	0	0	3	0	0	0	0	0	0	0	0	0	0	0	9-8	

+ - Overtime



@DeForestBuckner



@dbuck_99

99 DEFOREST BUCKNER

DEFENSIVE TACKLE

(duh-FORE-ist)



2022 GAME-BY-GAME REGULAR-SEASON STATISTICS (COLTS)

DATE	OPPONENT	P/S	TACKLES							INTERCEPTIONS					FUMBLES				ST				MISC		SCORE			
			TK	S	A	SK	YDS	TFL	YDS	QBH	NO	YDS	LG	TD	PD	FF	FR	TD	YDS	TK	S	A	FF	FR		S	A	W/L
09/11	at Texans	S	4	2	2	0.0	0.0	0	0	0	0	0	0	0	0	1	0	0	0	0	0	0	0	0	0	0	T	20-20
09/18	at Jaguars	S	4	2	2	0.0	0.0	1	1	0	0	0	0	0	0	0	0	0	0	0	0	0	0	0	0	L	0-24	
09/25	Chiefs	S	4	2	2	0.0	0.0	0	0	2	0	0	0	0	0	0	0	0	0	0	0	0	0	0	0	W	20-17	
10/02	Titans	P	0	0	0	0.0	0.0	0	0	0	0	0	0	0	0	0	0	0	0	0	0	0	0	0	0	L	17-24	
10/06	at Broncos	S	8	4	4	2.0	13.0	1	6	2	0	0	0	0	1	1	0	0	0	0	0	0	0	0	0	W	12-9+	
10/16	Jaguars	S	5	3	2	1.0	14.0	1	14	1	0	0	0	0	0	0	0	0	0	0	0	0	0	0	0	W	34-27	
10/23	at Titans	S	3	0	3	0.0	0.0	0	0	3	0	0	0	0	0	0	0	0	0	0	0	0	0	0	0	L	10-19	
10/30	Commanders	S	3	2	1	1.0	1.0	1	1	2	0	0	0	0	0	0	0	0	0	0	0	0	0	0	0	L	16-17	
11/06	at Patriots	S	7	4	3	1.0	4.0	1	2	3	0	0	0	0	0	0	0	0	0	0	0	0	0	0	0	L	3-26	
11/13	at Raiders	S	5	3	2	0.5	3.5	0	0	1	0	0	0	0	1	0	0	0	0	0	0	0	0	0	0	W	25-20	
11/20	Eagles	S	5	3	2	0.0	0.0	0	0	0	0	0	0	0	0	0	0	0	0	0	0	0	0	0	0	L	16-17	
11/28	Steelers	S	6	5	1	0.0	0.0	1	0	0	0	0	0	0	0	0	0	0	0	0	0	0	0	0	0	L	17-24	
12/04	at Cowboys	S	3	2	1	0.0	0.0	0	0	0	0	0	0	0	0	0	0	0	0	0	0	0	0	0	0	L	19-54	
12/17	at Vikings	S	3	2	1	1.0	6.0	2	8	3	0	0	0	0	1	0	0	0	0	0	0	0	0	0	0	L	36-39+	
12/26	Chargers	S	5	2	3	1.5	7.0	1	5	1	0	0	0	0	0	1	0	0	0	0	0	0	0	0	0	L	3-20	
01/01	at Giants	S	5	4	1	0.0	0.0	0	0	1	0	0	0	0	0	0	0	0	0	0	0	0	0	0	0	L	10-38	
01/08	Texans	S	4	4	0	0.0	0.0	2	6	3	0	0	0	0	0	0	0	0	0	0	0	0	0	0	0	L	31-32	
2022 TOTALS		17-16	74	44	30	8.0	48.5	11	43	22	0	0	0	0	3	2	1	0	0	0	0	0	0	0	0	0	4-12-1	

+ - Overtime

2019 GAME-BY-GAME POSTSEASON STATISTICS (49ERS)

DATE	OPPONENT	P/S	TACKLES							INTERCEPTIONS					FUMBLES				ST				MISC		SCORE			
			TK	S	A	SK	YDS	TFL	YDS	QBH	NO	YDS	LG	TD	PD	FF	FR	TD	YDS	TK	S	A	FF	FR		S	A	W/L
01/11	Vikings	S	2	2	0	1.0	8.0	1	1	1	0	0	0	0	0	1	0	0	0	0	0	0	0	0	0	0	W	27-10
01/19	Packers	S	4	4	0	0.0	0.0	0	0	0	0	0	0	0	0	0	1	0	0	0	0	0	0	0	0	0	W	37-20
02/02	at Chiefs	S	6	3	3	1.5	9.5	1	9	3	0	0	0	0	0	0	0	0	0	0	0	0	0	0	0	L	20-31	
2019 TOTALS		3-3	12	9	3	2.5	17.5	2	10	4	0	0	0	0	0	1	1	0	0	0	0	0	0	0	0	0	2-1	

2020 GAME-BY-GAME POSTSEASON STATISTICS (COLTS)

DATE	OPPONENT	P/S	TACKLES							INTERCEPTIONS					FUMBLES				ST				MISC		SCORE			
			TK	S	A	SK	YDS	TFL	YDS	QBH	NO	YDS	LG	TD	PD	FF	FR	TD	YDS	TK	S	A	FF	FR		S	A	W/L
01/09	at Bills	S	2	2	0	0.0	0.0	0	0	1	0	0	0	0	0	0	0	0	0	0	0	0	0	0	0	0	L	24-27
2020 TOTALS		1-1	2	2	0	0.0	0.0	0	0	1	0	0	0	0	0	0	0	0	0	0	0	0	0	0	0	0	0-1	



@DeForestBuckner



@dbuck_99

20 NICK CROSS
SAFETY



NICK CROSS: SELECTED BY THE COLTS IN THE THIRD ROUND (96TH OVERALL) OF THE 2022 NFL DRAFT.

6-0 • 212 LBS
NFL EXP: 2
(2ND YEAR WITH THE COLTS)
BORN: 9/10/01

M COLLEGE:
MARYLAND

4TH-AND-SHORT

- In his first season, he appeared in 17 games (two starts) and registered nine tackles (eight solo) and eight special teams stops
- Became the youngest player in Colts history to start a game in the Super Bowl era and the second-youngest player to ever play in a Colts uniform.
- His father, Michael, emigrated from Jamaica and his mother, Anna Awah-Cross, is from Trinidad and Tobago.

DOWN THE STRETCH

What is on your bucket list: Go on a European vacation.

Do you have a pregame ritual: I watch Sean Taylor and Brian Dawkins highlights.

Who is your favorite artist: I don't really have one specific artist. I like a bunch of different genres.

What is your favorite TV show: 'The Walking Dead'

What is your favorite food: General Tso Chicken

What is your favorite vacation spot: Montego Bay, Jamaica

Do you have any hidden talents: I play the saxophone.

What are your hobbies off the field: I enjoy traveling, sneaker shopping, watching Netflix and reading.



@Nick_Cross26

@nickcross



THE WAIT WAS WORTH IT

Cross always knew he wanted to play football. He would watch highlights on the computer and cry when his favorite NFL team lost. He wanted to play youth football and emulate his favorite players, but his father wanted him to wait. His father, Michael, told Cross that he could start playing when he got to high school. Cross stayed with soccer and basketball until high school, and then made the transition to football. He flourished and finished his high school career as the No. 4 ranked safety in the nation.

NFL HIGHLIGHTS

- He appeared in 16 games (two starts) in 2022 and registered nine tackles (eight solo) and eight special teams stops. In Week 1 against Houston, Cross became the youngest player in Colts history to start a game in the Super Bowl era and the second-youngest player to ever play in a Colts uniform.

COLLEGE HIGHLIGHTS

- Appeared in 29 games (21 starts) at Maryland (2019-21) and compiled 135 tackles (89 solo), 5.5 tackles for loss, 4.0 sacks, 18 passes defended, six interceptions and three forced fumbles. He was a three-time All-Big Ten honorable mention selection (2019-21).
- In 2021, he garnered All-Big Ten honorable mention accolades after he started all 13 games and tallied 67 tackles (45 solo), 3.5 tackles for loss, 3.0 sacks, seven passes defended, a team-high three interceptions and a team-high two forced fumbles. In the New Era Pinstripe Bowl vs. Virginia, he forced a fumble that was returned for a touchdown by a teammate.
- As a true sophomore, he appeared in four games (three starts) and recorded 23 tackles (14 solo), 1.0 tackle for loss, 1.0 sack, four passes defended, a team-high one interception and one forced fumble. Named an All-Big Ten honorable mention selection. In a win against Penn State, he had a team-high eight tackles (four solo), 1.0 tackle for loss, 1.0 sack, two passes defended, one interception and his first career forced fumble.
- In 2019, he saw action in 12 games (five starts) and accumulated 45 tackles (30 solo), 1.0 tackle for loss, seven passes defended and two interceptions. Registered team highs in passes defended (seven) and interceptions (two). Against No. 1 Ohio State, he recorded a then single-game career-high nine tackles (six solo).

PERSONAL

- Attended DeMatha Catholic High School in Hyattsville, Md.
- Ranked the No. 4 safety in the 2019 recruiting class.
- Rated a four-star recruit coming out of high school and the top ranked player in Maryland.
- Named a First Team *Washington Post* All-Metro selection and a two-time First Team WCAC choice.
- Received almost 40 scholarship offers coming out of high school.
- As a senior, he tallied 94 tackles and four interceptions.
- Was roommates at Maryland with Dino Tomlin, the son of Steelers Head Coach Mike Tomlin.
- Also competed on the indoor track team at Maryland.
- Plays the saxophone.
- His father, Michael, emigrated from Jamaica and his mother, Anna Awah-Cross, is from Trinidad and Tobago.
- Majored in business.
- A native of Bowie, Md.





NICK CROSS' - NFL REGULAR SEASON STATISTICS

DATE	TEAM	GP	TACKLES							INTERCEPTIONS					FUMBLES				ST		MISC					
			GS	TK	S	A	TFL	YDS	SK	YDS	QBH	NO	YDS	LG	TD	PD	FF	FR	TD	YDS	TK	S	A	FF	FR	S
2022	Colts	16	2	9	8	1	0	0	0.0	0.0	0	0	0	0	0	0	1	0	0	8	3	5	0	0	0	0
TOTALS		16	2	9	8	1	0	0	0.0	0.0	0	0	0	0	0	0	1	0	0	8	3	5	0	0	0	0

SINGLE-GAME HIGHS: DEFENSIVE

Total Tackles 4 at Jacksonville Jaguars, Sep 18, 2022
...1 more at 4.

Solo Tackles 4 at Houston Texans, Sep 11, 2022
3 at Jacksonville Jaguars, Sep 18, 2022
1 at Minnesota Vikings, Dec 17, 2022

Fumble Recoveries 1 vs. Jacksonville Jaguars, Oct 16, 2022

Special Teams Tackles 3 at Las Vegas Raiders, Nov 13, 2022
1 at New England Patriots, Nov 06, 2022
...2 more at 1.

2022 GAME-BY-GAME REGULAR-SEASON STATISTICS (COLTS)

DATE	OPPONENT	P/S	TACKLES							INTERCEPTIONS					FUMBLES				ST		MISC		W/L	SCORE																					
			TK	S	A	SK	YDS	TFL	YDS	QBH	NO	YDS	LG	TD	PD	FF	FR	TD	YDS	TK	S	A			FF	FR	S	A																	
09/11	at Texans	S	4	4	0	0.0	0.0	0	0	0	0	0	0	0	0	0	0	0	0	0	0	0	0	0	0	0	T	20-20																	
09/18	at Jaguars	S	4	3	1	0.0	0.0	0	0	0	0	0	0	0	0	0	0	0	0	1	0	1	0	0	0	0	L	0-24																	
09/25	Chiefs	P	0	0	0	0.0	0.0	0	0	0	0	0	0	0	0	0	0	0	0	0	0	0	0	0	0	0	W	20-17																	
10/02	Titans	P	0	0	0	0.0	0.0	0	0	0	0	0	0	0	0	0	0	0	0	0	0	0	0	0	0	0	L	17-24																	
10/06	at Broncos	P	0	0	0	0.0	0.0	0	0	0	0	0	0	0	0	0	0	0	0	0	0	0	0	0	0	0	W	12-9+																	
10/16	Jaguars	P	0	0	0	0.0	0.0	0	0	0	0	0	0	0	0	1	0	0	0	0	0	0	0	0	0	0	W	34-27																	
10/23	at Titans	P	0	0	0	0.0	0.0	0	0	0	0	0	0	0	0	0	0	0	1	0	1	0	0	0	0	0	L	10-19																	
10/30	Commanders	P	0	0	0	0.0	0.0	0	0	0	0	0	0	0	0	0	0	0	0	0	0	0	0	0	0	0	L	16-17																	
11/06	at Patriots	P	0	0	0	0.0	0.0	0	0	0	0	0	0	0	0	0	0	0	1	0	1	0	0	0	0	0	L	3-26																	
11/13	at Raiders	P	0	0	0	0.0	0.0	0	0	0	0	0	0	0	0	0	0	0	3	2	1	0	0	0	0	0	W	25-20																	
11/20	Eagles	P	0	0	0	0.0	0.0	0	0	0	0	0	0	0	0	0	0	0	0	0	0	0	0	0	0	0	L	16-17																	
11/28	Steelers	P	0	0	0	0.0	0.0	0	0	0	0	0	0	0	0	0	0	0	0	0	0	0	0	0	0	0	L	17-24																	
12/04	at Cowboys	P	0	0	0	0.0	0.0	0	0	0	0	0	0	0	0	0	0	0	0	0	0	0	0	0	0	0	L	19-54																	
12/17	at Vikings	P	1	1	0	0.0	0.0	0	0	0	0	0	0	0	0	0	0	0	1	1	0	0	0	0	0	0	L	36-39+																	
12/26	Chargers	P	0	0	0	0.0	0.0	0	0	0	0	0	0	0	0	0	0	0	0	0	0	0	0	0	0	0	L	3-20																	
01/01	at Giants	P	0	0	0	0.0	0.0	0	0	0	0	0	0	0	0	0	0	0	1	0	1	0	0	0	0	0	L	10-38																	
01/08	Texans		INACTIVE																																									L	31-32
2022 TOTALS		16-2	9	8	1	0.0	0.0	0	0	0	0	0	0	0	0	0	0	0	1	0	0	0	0	0	0	0	4-12-1																		

+ - Overtime



42 MARCEL DABO

SAFETY

(DAB-o)



MARCEL DABO: ORIGINALLY SIGNED BY THE COLTS AS AN UNDRAFTED FREE AGENT ON MAY 13, 2022.

6-0 • 208 LBS
NFL EXP: 1
(2ND YEAR WITH THE COLTS)
BORN: 1/10/00



COLLEGE:
STUTTART

4TH-AND-SHORT

- Spent the 2022 season on the Colts practice squad.
- Competed in the European League of Football as a cornerback and kick returner for the Stuttgart Surge, where he compiled 28 tackles and one interception.
- Named to the 2021 ELF All-Star team and won the league's Defensive Rookie of the Year award.
- Part of the NFL's International Pathway Program

A DIFFERENT PATH

While every path to the NFL is wildly different for every player, Dabo's journey to Indianapolis falls under the extraordinary category. He grew up in Reutlingen, Germany and had only played football in Germany, winning the 2021 European League of Football's Defensive Rookie of the Year award for the Stuttgart Surge. After impressing at Arizona State's Pro Day, Dabo caught the eye of Colts' brass and they brought him in for a visit. If the Colts did not draft him, neither party had any control over Dabo's future. Luckily for both parties, Dabo was assigned to Indianapolis and has looked to make an impact since he was assigned to the blue and white.

NFL HIGHLIGHTS

- Spent the 2022 season on the Colts practice squad.

COLLEGE HIGHLIGHTS

- In 2021, he competed in the European League of Football as a cornerback and kick returner for the Stuttgart Surge, where he compiled 28 tackles and one interception. He earned a spot on the 2021 ELF All-Star team and won the league's Defensive Rookie of the Year award.
- Played for the Stuttgart Scorpions youth program from 2018-20.
- Competed for the Red Knights Tübingen (2016-17) youth program.



@DaboMarcel



@marceldabo

42 MARCEL DABO

SAFETY

(DAB-o)



PERSONAL

- He is a member of the NFL's International Pathway Program.
- At the NFL's International Combine, he recorded a 4.52-second 40-yard dash, 39-inch vertical leap and 11-foot broad jump.
- Competed in a Pro Day at Arizona State in 2022.
- In high school, he participated in a three-week exchange program at Hamilton High School in Sussex, Wis.
- A native of Reutlingen, Germany

ADDITIONAL TRANSACTIONS

- Signed by Indianapolis to a reserve/future contract on January 9, 2023.
- Signed to the Colts practice squad on August 31, 2022.
- Waived by Indianapolis on August 30, 2022.
- Signed by the Colts as an undrafted free agent on May 13, 2022.

MARCEL DABO'S - NFL REGULAR SEASON STATISTICS

DATE	TEAM	GP	GS	TACKLES							INTERCEPTIONS					FUMBLES				ST			MISC			
				TK	S	A	TFL	YDS	SK	YDS	QBH	NO	YDS	LG	TD	PD	FF	FR	TD	YDS	TK	S	A	FF	FR	S
2022	Colts	0	0	0	0	0	0	0	0	0.0	0.0	0	0	0	0	0	0	0	0	0	0	0	0	0	0	0
TOTALS		0	0	0	0	0	0	0	0	0.0	0.0	0	0	0	0	0	0	0	0	0	0	0	0	0	0	

2022 GAME-BY-GAME REGULAR-SEASON STATISTICS (COLTS)

DATE	OPPONENT	P/S	TACKLES							INTERCEPTIONS					FUMBLES				ST			MISC		W/L	SCORE		
			TK	S	A	SK	YDS	TFL	YDS	QBH	NO	YDS	LG	TD	PD	FF	FR	TD	YDS	TK	S	A	FF			FR	S
09/11	at Texans																									T	20-20
09/18	at Jaguars																									L	0-24
09/25	Chiefs																									W	20-17
10/02	Titans																									L	17-24
10/06	at Broncos																									W	12-9+
10/16	Jaguars																									W	34-27
10/23	at Titans																									L	10-19
10/30	Commanders																									L	16-17
11/06	at Patriots																									L	3-26
11/13	at Raiders																									W	25-20
11/20	Eagles																									L	16-17
11/28	Steelers																									L	17-24
12/04	at Cowboys																									L	19-54
12/17	at Vikings																									L	36-39+
12/26	Chargers																									L	3-20
01/01	at Giants																									L	10-38
01/08	Texans																									L	31-32

2022 TOTALS 0 0 0 0 0.0 4-12-1

+ - Overtime



@DaboMarcel



@marceldabo

43 TREVOR DENBOW

SAFETY



TREVOR DENBOW: ORIGINALLY SIGNED BY THE COLTS AS AN UNDRAFTED FREE AGENT ON MAY 13, 2022.

5-10 • 208 LBS
NFL EXP: 2
(2ND YEAR WITH THE COLTS)
BORN: 8/26/98



COLLEGE:
SMU

4TH-AND-SHORT

- In his first season with the Colts (2022), he saw action in two games on special teams.
- Named a *USA Today* All-American and District 17-5A District Player of the Year as a senior.
- Named to the American Athletic Conference All-Academic Team in 2019.

NFL HIGHLIGHTS

- Appeared in two games in 2022 on special teams but did not record any statistics. Spent the first eight weeks of the season on the Injured Reserve list.



@trevor_denbow



@trevor_denbow

43 TREVOR DENBOW

SAFETY



COLLEGE HIGHLIGHTS

- Played in 47 games (42 starts) at SMU (2018-21) and compiled 181 tackles (120 solo), 12.5 tackles for loss, 2.0 sacks, 11 passes defended, three interceptions, four forced fumbles and one blocked kick. He also totaled 45 punts for 1,745 yards (38.8 avg.). Prior to SMU, he spent one season (2017) at Navarro College and registered 36 tackles, 2.0 sacks and four interceptions in 10 games.
- In 2021, he played in all 12 games (11 starts) and registered 39 tackles (29 solo), four passes defended, two interceptions and one blocked kick. He was named to the College Gridiron Showcase Watch List.
- In 2020, he started all 10 games and recorded 27 tackles (26 solo), 7.0 tackles for loss, 1.0 sack, two passes defended, one interception and three forced fumbles.
- In 2019, he started all 13 games and compiled 64 tackles (39 solo), 2.0 tackles for loss, half a sack, four passes defended and one forced fumble. He also added 43 punts for 1,662 yards (38.7 avg.) with eight pinned inside the 20-yard line. Named to the American Athletic Conference All-Academic Team.
- As a sophomore, he appeared in 12 games (eight starts) and registered 41 tackles (26 solo), 3.5 tackles for loss, half a sack and one pass defended. He also recorded two punts for 83 yards (41.5 avg.) with one pinned inside the 20.
- In 2017 at Navarro, he played in 10 games and recorded 36 tackles, 2.0 sacks and four interceptions.

PERSONAL

- Attended Corsicana High School in Corsicana, Texas.
- As a senior, he was named a *USA Today* All-American and District 17-5A District Player of the Year.
- Married to his wife, Kristian. Kristian's mom, Monica Aldama, coaches cheer at Navarro College and her team is featured on the Netflix show, "Cheer."
- A native of Corsicana, Texas.

ADDITIONAL TRANSACTIONS

- Signed by the Colts to a reserve/future contract on January 9, 2023.
- Signed to the Indianapolis practice squad on January 9, 2023.
- Signed to the Colts active roster from the practice squad on January 7, 2023.
- Signed to the Indianapolis practice squad on November 23, 2022.
- Waived by the Colts on November 22, 2022.
- Signed by Indianapolis as an undrafted free agent on May 13, 2022.

TREVOR DENBOW'S - NFL REGULAR SEASON STATISTICS

DATE	TEAM	GP	GS	TACKLES							INTERCEPTIONS					FUMBLES					ST				MISC				
				TK	S	A	TFL	YDS	SK	YDS	OBH	NO	YDS	LG	TD	PD	FF	FR	TD	YDS	TK	S	A	FF	FR	S	A		
2022	Colts	2	0	0	0	0	0	0	0	0.0	0.0	0	0	0	0	0	0	0	0	0	0	0	0	0	0	0	0	0	0
TOTALS		2	0	0	0	0	0	0	0	0.0	0.0	0	0	0	0	0	0	0	0	0	0	0	0	0	0	0	0	0	0



@trevor_denbow



@trevor_denbow

43 TREVOR DENBOW

SAFETY



2022 GAME-BY-GAME REGULAR-SEASON STATISTICS (COLTS)

DATE	OPPONENT	P/S	TACKLES							INTERCEPTIONS					FUMBLES				ST				MISC		W/L	SCORE		
			TK	S	A	SK	YDS	TFL	YDS	QBH	NO	YDS	LG	TD	PD	FF	FR	TD	YDS	TK	S	A	FF	FR			S	A
09/11	at Texans																										T	20-20
09/18	at Jaguars																										L	0-24
09/25	Chiefs																										W	20-17
10/02	Titans																										L	17-24
10/06	at Broncos																										W	12-9+
10/16	Jaguars																										W	34-27
10/23	at Titans																										L	10-19
10/30	Commanders																										L	16-17
11/06	at Patriots	P	0	0	0	0.0	0.0	0	0	0	0	0	0	0	0	0	0	0	0	0	0	0	0	0	0	0	L	3-26
11/13	at Raiders																										W	25-20
11/20	Eagles																										L	16-17
11/28	Steelers																										L	17-24
12/04	at Cowboys																										L	19-54
12/17	at Vikings																										L	36-39+
12/26	Chargers																										L	3-20
01/01	at Giants																										L	10-38
01/08	Texans	P	0	0	0	0.0	0.0	0	0	0	0	0	0	0	0	0	0	0	0	0	0	0	0	0	0	0	L	31-32
2022 TOTALS			2-0	0	0	0.0	0.0	0	0	0	0	0	0	0	0	0	0	0	0	0	0	0	0	0	0	0	4-12-1	

+ - Overtime



@trevor_denbow



@trevor_denbow

57 JOJO DOMANN

LINEBACKER

(DOH-min)



JOJO DOMANN: SIGNED BY THE COLTS AS AN UNDRAFTED FREE AGENT ON MAY 13, 2022.

6-1 • 230 LBS
NFL EXP: 2
(2ND YEAR WITH THE COLTS)
BORN: 8/26/98

N COLLEGE:
NEBRASKA

4TH-AND-SHORT

- In his first season, he appeared in 16 games and recorded eight special teams tackles.
- Scored his first career NFL touchdown on a returned blocked punt in Week 15 of 2022 at MIN.
- In college, he volunteered time at Make-A-Wish, a Day of Service and the Nebraska Football Road Race. Also spent time volunteering at local hospitals.

CREDENTIALLED MEDIA

Since Jojo Doomann was born, football has been a part of his life. His father, Craig, is a longtime NFL agent who has brought Jojo just about everywhere with him and his mother, Teddi, handles public relations for Craig at their agency, 306 sports. If Craig and Teddi did anything, it was intentionally placing their children in positions to succeed and humanize the star athletes they routinely worked with. When Super Bowl XLIII rolled around, Teddi was able to volunteer Domann and his siblings, Rylee and Brock, to work with *Scholastic News* as kid reporters. The clan was at Media Day, participated in the NFL Experience and even visited a school with players. Later that year, the Domann kids would go to the Democratic National Convention in the same capacity where JoJo would interview Craig Robinson, brother of Michelle Obama.

NFL HIGHLIGHTS

- He appeared in 16 games in 2022 and recorded eight special teams tackles. In Week 15 at Minnesota, Ifeadi Odenigbo blocked a punt that was recovered by Domann and returned 24 yards for a touchdown. It marked the first Colts blocked punt returned for a touchdown since Week 15 of 2021.



@TheDomannator

@jojodomann

57 JOJO DOMANN

LINEBACKER

(DOH-min)



2022 GAME-BY-GAME REGULAR-SEASON STATISTICS (COLTS)

DATE	OPPONENT	P/S	TACKLES							INTERCEPTIONS					FUMBLES				ST					MISC		SCORE		
			TK	S	A	SK	YDS	TFL	YDS	QBH	NO	YDS	LG	TD	PD	FF	FR	TD	YDS	TK	S	A	FF	FR	S		A	W/L
09/11	at Texans	P	0	0	0	0.0	0.0	0	0	0	0	0	0	0	0	0	0	0	0	0	0	0	0	0	0	0	T	20-20
09/18	at Jaguars	P	0	0	0	0.0	0.0	0	0	0	0	0	0	0	0	0	0	0	0	0	0	0	0	0	0	0	L	0-24
09/25	Chiefs	P	0	0	0	0.0	0.0	0	0	0	0	0	0	0	0	0	0	0	0	0	0	0	0	0	0	0	W	20-17
10/02	Titans	P	0	0	0	0.0	0.0	0	0	0	0	0	0	0	0	0	0	0	0	0	0	0	0	0	0	0	L	17-24
10/06	at Broncos	P	0	0	0	0.0	0.0	0	0	0	0	0	0	0	0	0	0	0	0	0	0	0	0	0	0	0	W	12-9+
10/16	Jaguars	P	0	0	0	0.0	0.0	0	0	0	0	0	0	0	0	0	0	0	0	0	0	0	0	0	0	0	W	34-27
10/23	at Titans																									L	10-19	
10/30	Commanders	P	0	0	0	0.0	0.0	0	0	0	0	0	0	0	0	0	0	0	0	0	0	0	0	0	0	0	L	16-17
11/06	at Patriots	P	0	0	0	0.0	0.0	0	0	0	0	0	0	0	0	0	0	0	0	0	0	0	0	0	0	0	L	3-26
11/13	at Raiders	P	0	0	0	0.0	0.0	0	0	0	0	0	0	0	0	0	0	0	0	0	0	0	0	0	0	0	W	25-20
11/20	Eagles	P	0	0	0	0.0	0.0	0	0	0	0	0	0	0	0	0	0	0	0	0	0	0	0	0	0	0	L	16-17
11/28	Steelers	P	0	0	0	0.0	0.0	0	0	0	0	0	0	0	0	0	0	0	0	0	0	0	0	0	0	0	L	17-24
12/04	at Cowboys	P	0	0	0	0.0	0.0	0	0	0	0	0	0	0	0	0	0	0	0	0	0	0	0	0	0	0	L	19-54
12/17	at Vikings	P	0	0	0	0.0	0.0	0	0	0	0	0	0	0	0	0	0	0	0	0	0	0	0	0	0	0	L	36-39+
12/26	Chargers	P	0	0	0	0.0	0.0	0	0	0	0	0	0	0	0	0	0	0	0	0	0	0	0	0	0	0	L	3-20
01/01	at Giants	P	0	0	0	0.0	0.0	0	0	0	0	0	0	0	0	0	0	0	0	0	0	0	0	0	0	0	L	10-38
01/08	Texans	P	0	0	0	0.0	0.0	0	0	0	0	0	0	0	0	0	0	0	0	0	0	0	0	0	0	0	L	31-32
2022 TOTALS		16-0	0	0	0	0.0	0.0	0	0	0	0	0	0	0	0	0	0	0	0	0	0	0	0	0	0	0	4-12-1	

+ - Overtime



@TheDomannator



@jojodomann

16 ASHTON DULIN

WIDE RECEIVER

AP
2ND TEAM
'21



ASHTON DULIN: ORIGINALLY SIGNED BY THE COLTS AS AN UNDRAFTED FREE AGENT ON MAY 3, 2019.



6-2 • 215 LBS
NFL EXP: 5
(5TH YEAR WITH THE COLTS)
BORN: 5/15/97

MU COLLEGE:
MALONE

4TH-AND-SHORT

- 1x Associated Press Second Team All-Pro Selection (2021).
- In his first four seasons, he accumulated 33 receptions for 450 yards and three touchdowns and 35 special teams stops in 55 games (three starts).
- Owns school records in receptions, receiving yards and all-purpose yards at Malone University.
- He earned All-America honors running track at Malone.

DOWN THE STRETCH

What is on your bucket list: I want to go skydiving.

Pets: I want to get a dog in the offseason.

What is your favorite food: Crab legs

Who is your favorite artist: Kendrick Lamar

What is your favorite movie: "Roll Bounce"

What is your favorite TV show: I only watch ESPN, that's it.

What are your hobbies off the field: I like playing Fortnite and Call of Duty.

What is your favorite vacation spot: Myrtle Beach

Who is your mentor: My dad and as far as coaches, Coach Fred Thomas, my college coach.

What is the best advice you have been given: My high school coach helped influence me on where to go for college, which has got me here.

What are your hidden talents: I can juggle

Who was your favorite athlete growing up: Pat White and Steve Slaton

@AshtonDulin



TWO-SPORT COLLEGIATE ATHLETE

Dulin not only shined on the gridiron but also on the track. After being a football and track star at Reynoldsburg (Ohio) High School, he committed to play football and run track at Malone University. In his junior year of collegiate football, he earned First Team All-Great Midwest Athletic Conference honors. As a senior, he was named First Team All-Great Midwest Athletic Conference and both the Offensive and Special Teams Player of the Year. In track, he set conference records in the 100 meter, the 110 meter hurdles, the 200 meters, the 400 meter hurdles and the long jump and was the G-MAC Indoor Track Athlete of the Year.



NFL HIGHLIGHTS

- Has seen action in 55 games (three starts) and has tallied 33 receptions for 450 yards and three touchdowns, seven carries for 51 yards and 35 special teams tackles. Also has 17 kickoff returns for 439 yards. He has two fumble recoveries (one returned for a touchdown). Has appeared in one postseason contest.
- In 2022, he appeared in 12 games (two starts) and recorded 15 receptions for 207 yards and one touchdown as well as two rushes for eight yards. In Week 2 at Jacksonville, Dulin set single-game career highs in receptions (five) and receiving yards (79).
- Named Second Team Associated Press All-Pro after he appeared in all 17 games (one start) in 2021 and tallied 13 receptions for 173 yards and two touchdowns, three carries for 3 yards, 17 special teams tackles and two fumble recoveries (one returned for a touchdown). He finished second in the NFL in special teams tackles. He also added eight kickoff returns for 206 yards. In Week 1 vs. Seattle, he tied his single-game career-high in special teams tackles (two). In Week 2 vs. the Los Angeles Rams, he recovered a fumble recovery on a punt for his first-career touchdown. In Week 3 at Tennessee, he tied his single-game career-high in special teams tackles (two). In Week 4 at Miami, he recorded one reception for 17 yards, a special teams stop and one fumble recovery. In Week 12 vs. Tampa Bay, he a career-long 62-yard touchdown reception. It marked the first receiving touchdown of his career. In Week 15 vs. New England, he had two carries for 39 yards. He registered a 37-yard rush in the first quarter. It marked the longest rush by a Colts wide receiver in the Indianapolis era and the third-longest rush by a wide receiver in 2021.
- In 2020, he played in 13 games and accumulated three receptions for 53 yards, two carries for 11 yards, six kickoff returns for 143 yards and seven special teams tackles. Appeared in one postseason contest but did not record any statistics.
- Appeared in 13 games as a rookie in 2019 and had two receptions for 17 yards and seven special teams tackles. Also had three kickoff returns for 90 yards.

COLLEGE HIGHLIGHTS

- Appeared in 39 games and set school records in career receptions (189), receiving yards (3,188) and all-purpose yards (5,455) at Malone Added 28 receiving touchdowns and contributed with 53 rushes for 387 yards and three touchdowns.
- In 2018, he started 10 games and recorded team highs in receptions (61), receiving yards (984) and touchdowns (11). Also had 13 rushes for 120 yards and one touchdown. Led NCAA Division II with three kickoff return touchdowns. Was named the G-MAC Special Teams Player of the Year as well as G-MAC Offensive Back of the Year.
- As a junior, he started 10 games and finished with 59 receptions for 1,050 yards and 10 touchdowns. Also added 14 rushing attempts for 137 yards and one touchdown.
- Started nine games in 2016 and accumulated 50 receptions for 825 yards and four touchdowns.
- As a freshman, he appeared in 10 games and had 19 receptions for 329 yards and three touchdowns. Added 21 rushes for 106 yards and one touchdown.

PERSONAL

- Attended Reynoldsburg (Ohio) High School.
- He was one of just five Division II athletes invited to the 2019 NFL Combine.
- Also participated in track at Malone, where he was a 2017 Division II First Team All-America choice in the outdoor 400-meter hurdles and a 2018 First Team All-America selection in the indoor 60-meter hurdles.
- Named a two-time G-MAC Indoor and Outdoor Track Athlete of the Year.
- Participated in the NFL's My Cause My Cleats initiative and represented the National Cancer Society (2020-21) and the National Pancreatic Cancer Foundation (2019).
- In 2020, he participated in a Colts' mobile pantry distribution event as part of the No One Runs on Empty program.
- Volunteered at the Colts Youth Football Camp and the Pros vs. GI Joes event in 2019.
- A native of Reynoldsburg, Ohio.

ADDITIONAL TRANSACTIONS

- Re-signed by Indianapolis on March 15, 2023.
- Signed tender with the Colts on April 19, 2022.
- Re-signed with Indianapolis on January 10, 2021.
- Signed to the Colts active roster from the practice squad on September 27, 2019.
- Signed to the Indianapolis practice squad on September 1, 2019.
- Waived by the Colts on August 31, 2019.
- Signed by Indianapolis as an undrafted free agent on May 3, 2019.



ASHTON DULIN'S - NFL REGULAR SEASON STATISTICS

DATE	TEAM	RECEIVING							RUSHING				
		GP	GS	NO.	YDS.	AVG.	LG	TD	NO.	YDS.	AVG.	LG	TD
2019	Colts	13	0	2	17	8.5	13	0	0	0	0.0	0	0
2020	Colts	13	0	3	53	17.7	34	0	2	11	5.5	8	0
2021	Colts	17	1	13	173	13.3	62t	2	3	32	10.7	37	0
2022	Colts	12	2	15	207	13.8	39	1	2	8	4.0	5	0
TOTALS		55	3	33	450	13.6	62T	3	7	51	7.3	37	0

ASHTON DULIN'S - NFL POSTSEASON STATISTICS

DATE	TEAM	RECEIVING							RUSHING				
		GP	GS	NO.	YDS.	AVG.	LG	TD	NO.	YDS.	AVG.	LG	TD
2020	Colts	1	0	0	0	0.0	0	0	0	0	0.0	0	0
TOTALS		1	0	0	0	0.0	0	0	0	0	0.0	0	0

ASHTON DULIN'S - NFL REGULAR SEASON STATISTICS

DATE	TEAM	KICKOFF RETURNS					PUNT RETURNS					
		RET.	YDS.	AVG.	LG	TD	NO.	FC	YDS.	AVG.	LG	TD
2019	Colts	3	90	30.0	46	0	0	0	0	0.0	0	0
2020	Colts	6	143	23.8	41	0	0	0	0	0.0	0	0
2021	Colts	8	206	25.8	31	0	0	0	0	0.0	0	0
2022	Colts	0	0	0.0	0	0	0	0	0	0.0	0	0
TOTALS		17	439	25.8	46	0	0	0	0	0.0	0	0

ASHTON DULIN'S - NFL POSTSEASON STATISTICS

DATE	TEAM	KICKOFF RETURNS					PUNT RETURNS					
		RET.	YDS.	AVG.	LG	TD	NO.	FC	YDS.	AVG.	LG	TD
2020	Colts	0	0	0.0	0	0	0	0	0	0.0	0	0
TOTALS		0	0	0.0	0	0	0	0	0	0.0	0	0

ASHTON DULIN'S - NFL REGULAR SEASON STATISTICS

DATE	TEAM	GP	GS	TACKLES						INTERCEPTIONS					FUMBLES				ST			MISC					
				TK	S	A	TFL	YDS	SK	YDS	QBH	NO	YDS	LG	TD	PD	FF	FR	TD	YDS	TK	S	A	FF	FR	S	A
2019	Colts	13	0	0	0	0	0	0	0	0	0	0	0	0	0	0	0	0	0	7	0	0	0	0	0	0	0
2020	Colts	13	0	0	0	0	0	0	0	0	0	0	0	0	0	0	0	0	0	7	4	3	0	0	0	0	0
2021	Colts	17	1	0	0	0	0	0	0	0	0	0	0	0	0	0	0	2	1	0	17	12	5	0	1	0	0
2022	Colts	12	2	0	0	0	0	0	0	0	0	0	0	0	0	0	0	0	0	4	4	0	0	0	1	0	0
TOTALS		55	3	0	0	0	0	0	0	0	0	0	0	0	0	0	0	2	1	0	35	27	8	0	1	1	0

ASHTON DULIN'S - NFL POSTSEASON STATISTICS

DATE	TEAM	GP	GS	TACKLES						INTERCEPTIONS					FUMBLES				ST			MISC					
				TK	S	A	TFL	YDS	SK	YDS	QBH	NO	YDS	LG	TD	PD	FF	FR	TD	YDS	TK	S	A	FF	FR	S	A
2020	Colts	1	0	0	0	0	0	0	0	0	0	0	0	0	0	0	0	0	0	0	0	0	0	0	0	0	0
TOTALS		1	0	0	0	0	0	0	0	0	0	0	0	0	0	0	0	0	0	0	0	0	0	0	0	0	0



SINGLE-GAME HIGHS: RUSHING/RECEIVING

Rush Attempts	2 vs. New England Patriots, Dec 18, 2021 1 at Tennessee Titans, Sep 26, 2021 ...2 more at 1.	All-Purpose Yards	90 at Jacksonville Jaguars, Dec 29, 2019 82 at Jacksonville Jaguars, Sep 18, 2022 76 vs. Tennessee Titans, Oct 31, 2021
Rushing Yards	39 vs. New England Patriots, Dec 18, 2021 8 at Pittsburgh Steelers, Dec 27, 2020 3 at Cleveland Browns, Oct 11, 2020	Kickoff Returns	3 vs. Tennessee Titans, Oct 31, 2021 ...1 more at 3.
Longest Runs	37 vs. New England Patriots, Dec 18, 2021 8 at Pittsburgh Steelers, Dec 27, 2020 5 at Minnesota Vikings, Dec 17, 2022	Kickoff Return Yards	90 at Jacksonville Jaguars, Dec 29, 2019 76 vs. Tennessee Titans, Oct 31, 2021 66 at Jacksonville Jaguars, Sep 13, 2020
Receptions	5 at Jacksonville Jaguars, Sep 18, 2022 3 at Houston Texans, Sep 11, 2022 2 at Minnesota Vikings, Dec 17, 2022 ...4 more at 2.	Longest Kickoff Return	46 at Jacksonville Jaguars, Dec 29, 2019 41 at Jacksonville Jaguars, Sep 13, 2020 31 vs. Tennessee Titans, Oct 31, 2021 ...1 more at 31.
Receiving Yards	79 at Jacksonville Jaguars, Sep 18, 2022 62 vs. Tampa Bay Buccaneers, Nov 28, 2021 46 at Houston Texans, Sep 11, 2022	Kickoff Return Average	30.0 at Jacksonville Jaguars, Dec 29, 2019 25.3 vs. Tennessee Titans, Oct 31, 2021
Receiving Average	15.8 at Jacksonville Jaguars, Sep 18, 2022 15.3 at Houston Texans, Sep 11, 2022	Special Teams Tackles	2 at Houston Texans, Dec 05, 2021 ...6 more at 2.
Longest Receptions	62t vs. Tampa Bay Buccaneers, Nov 28, 2021 39 at Jacksonville Jaguars, Sep 18, 2022 34 at Cleveland Browns, Oct 11, 2020	Most TDs	1 at Dallas Cowboys, Dec 04, 2022 ...3 more at 1.
Receiving TDs	1 at Houston Texans, Dec 05, 2021 ...1 more at 1.		

2019 GAME-BY-GAME REGULAR-SEASON STATISTICS (COLTS)

DATE	OPPONENT	P/S	RECEIVING					RUSHING					W/L	SCORE
			NO.	YDS.	AVG.	LG	TD	NO.	YDS.	AVG.	LG	TD		
09/08	at Chargers												L	24-30+
09/15	at Titans												W	19-17
09/22	Falcons												W	27-24
09/29	Raiders	P	0	0	0.0	0	0	0	0.0	0	0	0	L	24-31
10/06	at Chiefs	P	0	0	0.0	0	0	0	0.0	0	0	0	W	19-13
10/20	Texans	P	0	0	0.0	0	0	0	0.0	0	0	0	W	30-23
10/27	Broncos	P	0	0	0.0	0	0	0	0.0	0	0	0	W	15-13
11/03	at Steelers	P	0	0	0.0	0	0	0	0.0	0	0	0	L	24-26
11/10	Dolphins	P	0	0	0.0	0	0	0	0.0	0	0	0	L	12-16
11/17	Jaguars	P	0	0	0.0	0	0	0	0.0	0	0	0	W	33-13
11/21	at Texans	P	0	0	0.0	0	0	0	0.0	0	0	0	L	17-20
12/01	Titans	P	1	13	13.0	13	0	0	0.0	0	0	0	L	17-31
12/08	at Buccaneers	P	0	0	0.0	0	0	0	0.0	0	0	0	L	35-38
12/16	at Saints	P	1	4	4.0	4	0	0	0.0	0	0	0	L	7-34
12/22	Panthers	P	0	0	0.0	0	0	0	0.0	0	0	0	W	38-6
12/29	at Jaguars	P	0	0	0.0	0	0	0	0.0	0	0	0	L	20-38
2019 TOTALS		13-0	2	17	8.5	13	0	0	0	0.0	0	0	0	7-9

+ - Overtime

16

ASHTON DULIN

WIDE RECEIVER

AP
2ND TEAM
'21



2020 GAME-BY-GAME REGULAR-SEASON STATISTICS (COLTS)

DATE	OPPONENT	P/S	RECEIVING					RUSHING					W/L	SCORE
			NO.	YDS.	AVG.	LG	TD	NO.	YDS.	AVG.	LG	TD		
09/13	at Jaguars	P	0	0	0.0	0	0	0	0	0.0	0	0	L	20-27
09/20	Vikings	P	1	6	6.0	6	0	0	0	0.0	0	0	W	28-11
09/27	Jets	P	0	0	0.0	0	0	0	0	0.0	0	0	W	36-7
10/04	at Bears	P	0	0	0.0	0	0	0	0	0.0	0	0	W	19-11
10/11	at Browns	P	1	34	34.0	34	0	1	3	3.0	3	0	L	23-32
10/18	Bengals	P	0	0	0.0	0	0	0	0	0.0	0	0	W	31-27
11/01	at Lions	P	1	13	13.0	13	0	0	0	0.0	0	0	W	41-21
11/08	Ravens												L	10-24
11/12	at Titans												W	34-17
11/22	Packers												W	34-31+
11/29	Titans	P	0	0	0.0	0	0	0	0	0.0	0	0	L	26-45
12/06	at Texans	P	0	0	0.0	0	0	0	0	0.0	0	0	W	26-20
12/13	at Raiders	P	0	0	0.0	0	0	0	0	0.0	0	0	W	44-27
12/20	Texans	P	0	0	0.0	0	0	0	0	0.0	0	0	W	27-20
12/27	at Steelers	P	0	0	0.0	0	0	1	8	8.0	8	0	L	24-28
01/03	Jaguars	P	0	0	0.0	0	0	0	0	0.0	0	0	W	28-14
2020 TOTALS		13-0	3	53	17.7	34	0	2	11	5.5	8	0	11-5	

+ - Overtime

2021 GAME-BY-GAME REGULAR-SEASON STATISTICS (COLTS)

DATE	OPPONENT	P/S	RECEIVING					RUSHING					W/L	SCORE
			NO.	YDS.	AVG.	LG	TD	NO.	YDS.	AVG.	LG	TD		
09/12	Seahawks	P	0	0	0.0	0	0	0	0	0.0	0	0	L	16-28
09/19	Rams	S	1	10	10.0	10	0	0	0	0.0	0	0	L	24-27
09/26	at Titans	P	0	0	0.0	0	0	1	-7	-7.0	-7	0	L	16-25
10/03	at Dolphins	P	1	17	17.0	17	0	0	0	0.0	0	0	W	27-17
10/11	at Ravens	P	2	13	6.5	15	0	0	0	0.0	0	0	L	25-31+
10/17	Texans	P	1	7	7.0	7	0	0	0	0.0	0	0	W	31-3
10/24	at 49ers	P	2	0	0.0	2	0	0	0	0.0	0	0	W	30-18
10/31	Titans	P	0	0	0.0	0	0	0	0	0.0	0	0	L	31-34+
11/04	Jets	P	2	23	11.5	17	0	0	0	0.0	0	0	W	45-30
11/14	Jaguars	P	1	16	16.0	16	0	0	0	0.0	0	0	W	23-17
11/21	at Bills	P	0	0	0.0	0	0	0	0	0.0	0	0	W	41-15
11/28	Buccaneers	P	1	62	62.0	62t	1	0	0	0.0	0	0	L	31-38
12/05	at Texans	P	1	2	2.0	2t	1	0	0	0.0	0	0	W	31-0
12/18	Patriots	P	0	0	0.0	0	0	2	39	19.5	37	0	W	27-17
12/25	at Cardinals	P	1	23	23.0	23	0	0	0	0.0	0	0	W	22-16
01/02	Raiders	P	0	0	0.0	0	0	0	0	0.0	0	0	L	20-23
01/09	at Jaguars	P	0	0	0.0	0	0	0	0	0.0	0	0	L	11-26
2021 TOTALS		17-1	13	173	13.3	62T	2	3	32	10.7	37	0	9-8	

+ - Overtime

16

ASHTON DULIN

WIDE RECEIVER

AP
2ND TEAM
'21



2022 GAME-BY-GAME REGULAR-SEASON STATISTICS (COLTS)

DATE	OPPONENT	P/S	RECEIVING					RUSHING					W/L/T	SCORE
			NO.	YDS.	AVG.	LG	TD	NO.	YDS.	AVG.	LG	TD		
09/11	at Texans	P	3	46	15.3	23	0	0	0	0.0	0	0	T	20-20
09/18	at Jaguars	S	5	79	15.8	39	0	1	3	3.0	3	0	L	0-24
09/25	Chiefs	P	1	7	7.0	7	0	0	0	0.0	0	0	W	20-17
10/02	Titans	P	2	18	9.0	10	0	0	0	0.0	0	0	L	17-24
10/06	at Broncos	P	1	18	18.0	18	0	0	0	0.0	0	0	W	12-9+
10/16	Jaguars												W	34-27
10/23	at Titans												L	10-19
10/30	Commanders												L	16-17
11/06	at Patriots												L	3-26
11/13	at Raiders	S	0	0	0.0	0	0	0	0	0.0	0	0	W	25-20
11/20	Eagles	P	0	0	0.0	0	0	0	0	0.0	0	0	L	16-17
11/28	Steelers	P	0	0	0.0	0	0	0	0	0.0	0	0	L	17-24
12/04	at Cowboys	P	1	14	14.0	14t	1	0	0	0.0	0	0	L	19-54
12/17	at Vikings	P	2	25	12.5	13	0	1	5	5.0	5	0	L	36-39+
12/26	Chargers	P	0	0	0.0	0	0	0	0	0.0	0	0	L	3-20
01/01	at Giants												L	10-38
01/08	Texans	P	0	0	0.0	0	0	0	0	0.0	0	0	L	31-32
2022 TOTALS		12-2	15	207	13.8	39	1	2	8	4.0	5	0	4-12-1	

+ - Overtime

2020 GAME-BY-GAME POSTSEASON STATISTICS (COLTS)

DATE	OPPONENT	P/S	RECEIVING					RUSHING					W/L	SCORE
			NO.	YDS.	AVG.	LG	TD	NO.	YDS.	AVG.	LG	TD		
01/09	at Bills	P	0	0	0.0	0	0	0	0	0.0	0	0	L	24-27
2020 TOTALS		1-0	0	0	0.0	0	0	0	0	0.0	0	0	0-1	



@AshtonDulin

52 SAMSON EBUKAM

DEFENSIVE END

(EH-boo-Kahm)



SAMSON EBUKAM: SIGNED BY THE COLTS AS AN UNRESTRICTED FREE AGENT ON MARCH 17, 2023.



6-3 • 245 LBS

NFL EXP: 7

(1ST YEAR WITH THE COLTS)

BORN: 5/9/95



**COLLEGE:
EASTERN
WASHINGTON**

4TH-AND-SHORT

- In his first six seasons, he played in 96 career games (61 starts) with the 49ers (2021-22) and Rams (2017-20) and compiled 207 tackles (124 solo), 26.0 tackles for loss, 23.5 sacks, eight passes defensed, one interception (returned for a touchdown), eight forced fumbles, five fumble recoveries and 17 special teams stops.
- Is the youngest of seven siblings born on the banks of the Nile River. Moved to the United States when he was nine.
- Founded the T&S Foundation, named after his parents, with the mission to fulfill basic humanitarian needs for the people of Nigeria.

DOWN THE STRETCH

What is on your bucket list: Visit the Seven Wonders of the World.

Pregame ritual: Listen to music, pray, pre-hab, rock and roll

What is your favorite vacation spot: Miami

Do you have any nicknames: Sosa

What is the best advice you've been given: Show me your friends and I'll show you your future.

Who is your favorite artist: 2Pac

What is your favorite food: Egusi and fufu

Who was your favorite athlete growing up: Kobe Bryant

What are your pet peeves: Dishonest and disrespect

Hidden talent: I can play the drums.

What is one thing you can't live without: My faith and family.

What are your hobbies off the field: Video games and outdoor activities

52 SAMSON EBUKAM

DEFENSIVE END

(EH-boo-kahm)



JOY IN HIS JOURNEY

Ebukam's path to Indianapolis is one of the many things that he takes great pride in. Born on the banks of the Nile River just behind the Nile and the Congo as the youngest of seven siblings, Ebukam saw his family immigrate to the United States at different times in search of new opportunities. His father sent for Ebukam to make the journey himself when he was nine. While all Ebukam knew was soccer, his athleticism flashed and after some convincing, he found his way to the football field. After a successful collegiate career at Eastern Washington, the 2023 season marks his seventh in the NFL. Ebukam founded the T&S Foundation, named after his parents who provided him with everything he needed to get to where he is today, with the mission to fulfill basic humanitarian needs for the people of Nigeria.

NFL HIGHLIGHTS

- Has appeared in 96 career games (61 starts) in his time with the San Francisco 49ers (2021-22) and Los Angeles Rams (2017-20) and has compiled 207 tackles (124 solo), 26.0 tackles for loss, 23.5 sacks, eight passes defended, one interception (returned for a touchdown), eight forced fumbles, five fumble recoveries and 17 special teams stops. He has also appeared in 12 postseason contests (eight starts) and has registered 23 tackles (17 solo), 2.0 tackles for loss, 3.0 sacks, one pass defended, two forced fumbles and two special teams stops.
- In 2022, he started all 15 games he saw action in and tallied 36 tackles (21 solo), 6.0 tackles for loss, a single-season career-high 5.0 sacks, one pass defended, one forced fumble and one fumble recovery. He tied his single-season career high in tackles for loss. In Week 6 at Atlanta, he tallied single-game career highs in tackles (nine) and solo tackles (six), while also adding 2.0 tackles for loss. He also started three postseason contests and compiled five tackles (three solo) and 1.0 sack.
- Saw action in all 17 games (11 starts) in 2021 and registered 36 tackles (19 solo), 5.0 tackles for loss, 4.5 sacks, one pass defended and one forced fumble. He also added two special teams stops. In Week 17 vs. Arizona, he accumulated two solo tackles, 2.0 tackles for loss, 2.0 sacks and one special teams stop. He also started all three postseason contests and tallied eight tackles (five solo), 1.0 tackle for loss and 2.0 sacks.
- In 2020, he appeared in all 16 games (14 starts) and recorded 27 tackles (14 solo), 3.0 tackles for loss, 4.5 sacks, one pass defended, one forced fumble and four special teams stops. He saw action in two postseason contests and totaled one solo tackle, one forced fumble and one special teams stop.
- Competed in all 16 games (five starts) in 2019 and accumulated 47 tackles (26 solo), 5.0 tackles for loss, 4.5 sacks, a single-season career-high four passes defended, one forced fumble, two fumble recoveries and one special teams stop. In Week 14 vs. Seattle, he registered five tackles (four solo), 2.0 tackles for loss and 2.0 sacks.
- In 2018, he saw action in all 16 games (14 starts) and tallied 39 tackles (24 solo), 6.0 tackles for loss, 3.0 sacks, one pass defended, one interception returned for

NFL HIGHLIGHTS CONT...

- a touchdown, a single-season career-high three forced fumbles and two fumble recoveries. He also added one special teams tackle. In Week 1 at Oakland, he compiled four tackles (three solo) and a single-game career-high 3.0 tackles for loss. He appeared in three postseason contests (two starts) and recorded eight tackles (seven solo), 1.0 tackle for loss, one pass defended and one forced fumble. He also added one special teams stop.
- Appeared in all 16 games (two starts) in 2017 and compiled 22 tackles (20 solo), 1.0 tackle for loss, one forced fumble and nine special teams stops.

COLLEGE HIGHLIGHTS

- Appeared in 53 games (38 starts) at Eastern Washington (2013-16) and totaled 188 tackles (92 solo), 38.0 tackles for loss, 24.0 sacks, six passes defended, two interceptions (one returned for a touchdown), two forced fumbles and four fumble recoveries. His 24.0 sacks rank sixth in school history.
- As a senior, he earned Third Team All-America honors after he started all 14 games and recorded single-season career highs in tackles (71), solo tackles (33), tackles for loss (14.5), sacks (9.5) and fumble recoveries (three). He also added three passes defended and one interception.
- In 2015, he garnered Second Team All-Big Sky accolades after he saw action in 11 games and tallied 44 tackles (19 solo), 7.5 tackles for loss, 4.0 sacks, two passes defended and one fumble recovery.
- As a sophomore, he earned Second Team All-Big Sky honors after he appeared in 13 games and compiled 45 tackles (27 solo), 12.0 tackles for loss, 7.5 sacks and two blocked kicks.
- In 2013, he competed in 15 games and registered 28 tackles (13 solo), 4.0 tackles for loss, 3.0 sacks, three passes defended and one interception returned for a touchdown.

PERSONAL

- Attended Davis Douglas High School in Portland, Ore.
- As a senior, he earned first team all-conference honors as a defensive lineman and was named an honorable mention all-conference selection as a tight end.
- Set the school record as a senior in javelin (205-6).
- Founded the T&S Foundation, which is named after his parents and the mission is to fulfill basic humanitarian needs for the people of Nigeria.
- Majored in communications studies.
- Last name is pronounced EH-boo-kahm.
- Born in Nigeria.
- Grew up in Portland, Ore.

ADDITIONAL TRANSACTIONS

- Signed by the San Francisco 49ers as an unrestricted free agent on March 19, 2021.
- Selected by the Los Angeles Rams in the fourth round (125th overall) of the 2017 NFL Draft.



SAMSON EBUKAM'S - NFL REGULAR SEASON STATISTICS

DATE	TEAM	GP	GS	TK	TACKLES						INTERCEPTIONS					FUMBLES				ST				MISC			
					S	A	TFL	YDS	SK	YDS	QBH	NO	YDS	LG	TD	PD	FF	FR	TD	YDS	TK	S	A	FF	FR	S	A
2017	Rams	16	2	22	20	2	1	11	2.0	21.0	4	0	0	0	0	0	1	0	0	0	9	6	3	0	0	0	0
2018	Rams	16	14	39	24	15	6	17	3.0	11.0	6	1	25	25t	1	1	3	2	1	11	1	1	0	0	0	0	
2019	Rams	16	5	47	26	21	5	33	4.5	32.0	10	0	0	0	0	4	1	2	0	0	1	0	1	0	0	0	
2020	Rams	16	14	27	14	13	3	16	4.5	20.0	7	0	0	0	0	1	1	0	0	0	4	4	0	0	0	0	
2021	49ers	17	11	36	19	17	5	32	4.5	41.5	11	0	0	0	0	1	1	0	0	0	2	2	0	0	0	0	
2022	49ers	15	15	35	21	14	6	30	4.5	39.0	12	0	0	0	0	1	1	1	0	0	0	0	0	0	0	0	
TOTALS		96	61	206	124	82	26	139	23.0	164.5	50	1	25	25T	1	8	8	5	1	11	17	13	4	0	0	0	

SAMSON EBUKAM'S - NFL POSTSEASON STATISTICS

DATE	TEAM	GP	GS	TK	TACKLES						INTERCEPTIONS					FUMBLES				ST				MISC		
					S	A	TFL	YDS	SK	YDS	QBH	NO	YDS	LG	TD	PD	FF	FR	TD	YDS	TK	S	A	FF	FR	S
2017	Rams	1	0	1	1	0	0	0	0.0	0.0	0	0	0	0	0	0	0	0	0	0	0	0	0	0	0	0
2018	Rams	3	2	8	7	1	1	2	0.0	0.0	0	0	0	0	0	1	1	0	0	0	1	1	0	0	0	0
2020	Rams	2	0	1	1	0	0	0	0.0	0.0	0	0	0	0	0	0	0	0	0	0	1	0	1	1	0	0
2021	49ers	3	3	8	5	3	1	6	2.0	14.5	4	0	0	0	0	0	0	0	0	0	0	0	0	0	0	0
2022	49ers	3	3	5	3	2	0	0	1.0	0.0	2	0	0	0	0	0	0	0	0	0	0	0	0	0	0	0
TOTALS		12	8	23	17	6	2	8	3.0	14.5	6	0	0	0	0	1	1	0	0	0	2	1	1	1	0	0

SINGLE-GAME HIGHS: DEFENSIVE

Total Tackles 7 vs. Baltimore Ravens, Nov 25, 2019
6 vs. San Francisco 49ers, Oct 13, 2019
5 vs. Seattle Seahawks, Dec 08, 2019
...1 more at 5.

Solo Tackles 5 at Arizona Cardinals, Dec 03, 2017
4 vs. Seattle Seahawks, Dec 08, 2019
...1 more at 4.

Sacks 2.0 vs. Arizona Cardinals, Jan 03, 2021
...1 more at 2.0.

Passes Defensed 1 vs. Minnesota Vikings, Nov 28, 2021
...6 more at 1.

Forced Fumbles 1 at Cincinnati Bengals, Dec 12, 2021
...6 more at 1.

Fumble Recoveries 1 vs. Arizona Cardinals, Dec 29, 2019
...3 more at 1.

Tackles For Loss 3 at Oakland Raiders, Sep 10, 2018
2 vs. Arizona Cardinals, Jan 03, 2021
...1 more at 2.

Interceptions 1 vs. Kansas City Chiefs, Nov 19, 2018

Interception Return Yards 25 vs. Kansas City Chiefs, Nov 19, 2018

Special Teams Tackles 3 at Seattle Seahawks, Dec 17, 2017
2 at Detroit Lions, Sep 12, 2021
...1 more at 2.

Longest Opponent's Fumble Return 11 vs. Kansas City Chiefs, Nov 19, 2018

SINGLE-GAME HIGHS - POSTSEASON: DEFENSIVE

Total Tackles 3 at Los Angeles Rams, Jan 30, 2022
...3 more at 3.

Solo Tackles 3 at Green Bay Packers, Jan 22, 2022
...1 more at 3.

Sacks 1.0 at Green Bay Packers, Jan 22, 2022
0.5 at Los Angeles Rams, Jan 30, 2022
...1 more at 0.5.

Passes Defensed 1 vs. Dallas Cowboys, Jan 12, 2019

Forced Fumbles 1 at New Orleans Saints, Jan 20, 2019

Tackles For Loss 1 at Green Bay Packers, Jan 22, 2022
...1 more at 1.

Special Teams Tackles 1 at Seattle Seahawks, Jan 09, 2021
...1 more at 1.

Special Teams Forced Fumbles 1 at Seattle Seahawks, Jan 09, 2021

52

SAMSON EBUKAM

DEFENSIVE END

(EH-boo-kahm)



2020 GAME-BY-GAME REGULAR-SEASON STATISTICS (RAMS)

DATE	OPPONENT	P/S	TACKLES							INTERCEPTIONS				FUMBLES			ST				MISC		W/L	SCORE				
			TK	S	A	SK	YDS	TFL	YDS	QBH	NO	YDS	LG	TD	PD	FF	FR	TD	YDS	TK	S	A			FF	FR	S	A
09/13	Cowboys	S	4	2	2	0.0	0.0	0	0	0	0	0	0	0	0	0	0	0	0	0	0	0	0	0	0	0	W	20-17
09/20	at Eagles	P	0	0	0	0.0	0.0	0	0	0	0	0	0	0	0	0	0	0	0	0	0	0	0	0	0	0	W	37-19
09/27	at Bills	S	0	0	0	0.0	0.0	0	0	0	0	0	0	0	0	0	0	0	0	0	0	0	0	0	0	L	32-35	
10/04	Giants	S	4	1	3	0.5	1.0	0	0	1	0	0	0	0	0	0	0	0	0	0	0	0	0	0	0	W	17-9	
10/11	at Football Team	S	1	1	0	0.0	0.0	0	0	0	0	0	0	0	0	0	0	0	0	0	0	0	0	0	0	W	30-10	
10/18	at 49ers	S	1	1	0	0.0	0.0	0	0	0	0	0	0	0	0	0	0	0	0	0	0	0	0	0	0	L	16-24	
10/26	Bears	S	0	0	0	0.0	0.0	0	0	0	0	0	0	0	0	0	0	0	0	0	0	0	0	0	0	W	24-10	
11/01	at Dolphins	S	3	1	2	0.0	0.0	0	0	0	0	0	0	0	0	0	0	0	0	0	0	0	0	0	0	L	17-28	
11/15	Seahawks	P	2	1	1	0.0	0.0	0	0	0	0	0	0	0	0	0	0	0	0	0	0	0	0	0	0	W	23-16	
11/23	at Buccaneers	S	3	3	0	1.0	7.0	1	7	1	0	0	0	0	0	0	0	0	0	0	0	0	0	0	0	W	27-24	
11/29	49ers	S	1	0	1	0.0	0.0	0	0	1	0	0	0	0	1	0	0	0	1	1	0	0	0	0	0	L	20-23	
12/06	at Cardinals	S	2	1	1	0.0	0.0	0	0	0	0	0	0	0	0	0	0	0	1	1	0	0	0	0	0	W	38-28	
12/10	Patriots	S	0	0	0	0.0	0.0	0	0	1	0	0	0	0	0	0	0	0	0	0	0	0	0	0	0	W	24-3	
12/20	Jets	S	3	1	2	1.0	3.0	0	0	0	0	0	0	0	1	0	0	0	1	1	0	0	0	0	0	L	20-23	
12/27	at Seahawks	S	1	0	1	0.0	0.0	0	0	1	0	0	0	0	0	0	0	0	0	0	0	0	0	0	0	L	9-20	
01/03	Cardinals	S	2	2	0	2.0	9.0	2	9	2	0	0	0	0	0	0	0	0	1	1	0	0	0	0	0	W	18-7	
2020 TOTALS		16-14	27	14	13	4.5	20.0	3	16	7	0	0	0	0	1	1	0	0	0	4	4	0	0	0	0	0	10-6	

2021 GAME-BY-GAME REGULAR-SEASON STATISTICS (49ERS)

DATE	OPPONENT	P/S	TACKLES							INTERCEPTIONS				FUMBLES			ST				MISC		W/L	SCORE				
			TK	S	A	SK	YDS	TFL	YDS	QBH	NO	YDS	LG	TD	PD	FF	FR	TD	YDS	TK	S	A			FF	FR	S	A
09/12	at Lions	P	3	0	3	0.0	0.0	0	0	1	0	0	0	0	0	0	0	0	2	2	0	0	0	0	0	0	W	41-33
09/19	at Eagles	P	3	2	1	0.0	0.0	0	0	0	0	0	0	0	0	0	0	0	0	0	0	0	0	0	0	0	W	17-11
09/26	Packers	P	1	1	0	0.0	0.0	0	0	0	0	0	0	0	0	0	0	0	0	0	0	0	0	0	0	0	L	28-30
10/03	Seahawks	P	3	0	3	0.0	0.0	0	0	0	0	0	0	0	0	0	0	0	0	0	0	0	0	0	0	0	L	21-28
10/10	at Cardinals	P	2	1	1	0.0	0.0	0	0	0	0	0	0	0	0	0	0	0	0	0	0	0	0	0	0	0	L	10-17
10/24	Colts	P	0	0	0	0.0	0.0	0	0	0	0	0	0	0	0	0	0	0	0	0	0	0	0	0	0	0	L	18-30
10/31	at Bears	S	2	2	0	1.0	14.0	1	14	1	0	0	0	0	0	0	0	0	0	0	0	0	0	0	0	0	W	33-22
11/07	Cardinals	S	2	1	1	0.0	0.0	0	0	0	0	0	0	0	0	0	0	0	0	0	0	0	0	0	0	0	L	17-31
11/15	Rams	S	0	0	0	0.0	0.0	0	0	0	0	0	0	0	0	0	0	0	0	0	0	0	0	0	0	0	W	31-10
11/21	at Jaguars	S	1	1	0	0.0	0.0	1	1	1	0	0	0	0	0	0	0	0	0	0	0	0	0	0	0	0	W	30-10
11/28	Vikings	S	2	2	0	0.0	0.0	0	0	1	0	0	0	0	1	0	0	0	0	0	0	0	0	0	0	0	W	34-26
12/05	at Seahawks	S	3	1	2	0.0	0.0	0	0	0	0	0	0	0	0	0	0	0	0	0	0	0	0	0	0	0	L	23-30
12/12	at Bengals	S	3	0	3	0.5	4.5	0	0	2	0	0	0	0	0	1	0	0	0	0	0	0	0	0	0	0	W	26-23+
12/19	Falcons	S	3	3	0	1.0	8.0	1	8	2	0	0	0	0	0	0	0	0	0	0	0	0	0	0	0	0	W	31-13
12/23	at Titans	S	4	3	1	1.5	10.0	1	8	2	0	0	0	0	0	0	0	0	0	0	0	0	0	0	0	0	L	17-20
01/02	Texans	S	3	1	2	0.5	5.0	1	1	1	0	0	0	0	0	0	0	0	0	0	0	0	0	0	0	0	W	23-7
01/09	at Rams	S	1	1	0	0.0	0.0	0	0	0	0	0	0	0	0	0	0	0	0	0	0	0	0	0	0	0	W	27-24+
2021 TOTALS		17-11	36	19	17	4.5	41.5	5	32	11	0	0	0	0	1	1	0	0	0	2	2	0	0	0	0	0	10-7	

+ - Overtime



@sosa50



@sosa50



2022 GAME-BY-GAME REGULAR-SEASON STATISTICS (49ERS)

DATE	OPPONENT	P/S	TACKLES							INTERCEPTIONS				FUMBLES			ST					MISC		W/L	SCORE			
			TK	S	A	SK	YDS	TFL	YDS	QBH	NO	YDS	LG	TD	PD	FF	FR	TD	YDS	TK	S	A	FF			FR	S	A
09/11	at Bears	S	2	2	0	1.0	10.0	1	10	1	0	0	0	0	0	0	0	0	0	0	0	0	0	0	0	0	L	10-19
09/18	Seahawks	S	3	2	1	0.0	0.0	0	0	1	0	0	0	0	0	0	0	0	0	0	0	0	0	0	0	0	W	27-7
09/25	at Broncos	S	2	0	2	0.0	0.0	0	0	1	0	0	0	0	0	0	0	0	0	0	0	0	0	0	0	L	10-11	
10/03	Rams	S	4	3	1	2.0	16.0	1	10	1	0	0	0	0	0	1	0	0	0	0	0	0	0	0	0	W	24-9	
10/09	at Panthers	S	2	0	2	0.0	0.0	0	0	0	0	0	0	0	0	0	0	0	0	0	0	0	0	0	0	W	37-15	
10/16	at Falcons	S	9	6	3	0.0	0.0	2	1	0	0	0	0	0	0	0	0	0	0	0	0	0	0	0	0	L	14-28	
10/23	Chiefs	S	3	1	2	0.0	0.0	0	0	0	0	0	0	0	0	0	0	0	0	0	0	0	0	0	0	L	23-44	
10/30	at Rams	S	3	2	1	0.0	0.0	0	0	0	0	0	0	0	0	0	0	0	0	0	0	0	0	0	0	W	31-14	
11/13	Chargers										INACTIVE															W	22-16	
11/21	at Cardinals										INACTIVE															W	38-10	
11/27	Saints	S	2	1	1	0.0	0.0	0	0	2	0	0	0	0	0	0	1	0	0	0	0	0	0	0	0	W	13-0	
12/04	Dolphins	S	1	1	0	0.0	0.0	0	0	0	0	0	0	0	0	0	0	0	0	0	0	0	0	0	0	W	33-17	
12/11	Buccaneers	S	1	1	0	0.0	0.0	1	0	1	0	0	0	0	0	0	0	0	0	0	0	0	0	0	0	W	35-7	
12/15	at Seahawks	S	1	1	0	1.0	9.0	1	9	2	0	0	0	0	1	0	0	0	0	0	0	0	0	0	0	W	21-13	
12/24	Commanders	S	1	1	0	0.0	0.0	0	0	1	0	0	0	0	0	0	0	0	0	0	0	0	0	0	0	W	37-20	
01/01	at Raiders	S	0	0	0	0.0	0.0	0	0	0	0	0	0	0	0	0	0	0	0	0	0	0	0	0	0	W	37-34+	
01/08	Cardinals	S	1	0	1	0.5	4.0	0	0	2	0	0	0	0	0	0	0	0	0	0	0	0	0	0	0	W	38-13	
2022 TOTALS		15-15	35	21	14	4.5	39.0	6	30	12	0	0	0	0	1	1	1	0	0	0	0	0	0	0	0	0	13-4	

+ - Overtime

2017 GAME-BY-GAME POSTSEASON STATISTICS (RAMS)

DATE	OPPONENT	P/S	TACKLES							INTERCEPTIONS				FUMBLES			ST					MISC		W/L	SCORE			
			TK	S	A	SK	YDS	TFL	YDS	QBH	NO	YDS	LG	TD	PD	FF	FR	TD	YDS	TK	S	A	FF			FR	S	A
01/06	Falcons	P	1	1	0	0.0	0.0	0	0	0	0	0	0	0	0	0	0	0	0	0	0	0	0	0	0	0	L	13-26
2017 TOTALS		1-0	1	1	0	0.0	0.0	0	0	0	0	0	0	0	0	0	0	0	0	0	0	0	0	0	0	0	0-1	

2018 GAME-BY-GAME POSTSEASON STATISTICS (RAMS)

DATE	OPPONENT	P/S	TACKLES							INTERCEPTIONS				FUMBLES			ST					MISC		W/L	SCORE			
			TK	S	A	SK	YDS	TFL	YDS	QBH	NO	YDS	LG	TD	PD	FF	FR	TD	YDS	TK	S	A	FF			FR	S	A
01/12	Cowboys	S	2	2	0	0.0	0.0	1	2	0	0	0	0	0	1	0	0	0	0	0	0	0	0	0	0	0	W	30-22
01/20	at Saints	P	3	2	1	0.0	0.0	0	0	0	0	0	0	0	0	1	0	0	0	0	0	0	0	0	0	0	W	26-23+
02/03	Patriots	S	3	3	0	0.0	0.0	0	0	0	0	0	0	0	0	0	0	0	0	1	1	0	0	0	0	0	L	3-13
2018 TOTALS		3-2	8	7	1	0.0	0.0	1	2	0	0	0	0	1	1	0	0	0	0	1	1	0	0	0	0	0	2-1	

+ - Overtime

2020 GAME-BY-GAME POSTSEASON STATISTICS (RAMS)

DATE	OPPONENT	P/S	TACKLES							INTERCEPTIONS				FUMBLES			ST					MISC		W/L	SCORE			
			TK	S	A	SK	YDS	TFL	YDS	QBH	NO	YDS	LG	TD	PD	FF	FR	TD	YDS	TK	S	A	FF			FR	S	A
01/09	at Seahawks	P	0	0	0	0.0	0.0	0	0	0	0	0	0	0	0	0	0	0	0	1	0	1	1	0	0	0	W	30-20
01/16	at Packers	P	1	1	0	0.0	0.0	0	0	0	0	0	0	0	0	0	0	0	0	0	0	0	0	0	0	0	L	18-32
2020 TOTALS		2-0	1	1	0	0.0	0.0	0	0	0	0	0	0	0	0	0	0	0	0	0	1	0	1	1	0	0	0	1-1

2021 GAME-BY-GAME POSTSEASON STATISTICS (49ERS)

DATE	OPPONENT	P/S	TACKLES							INTERCEPTIONS				FUMBLES			ST					MISC		W/L	SCORE			
			TK	S	A	SK	YDS	TFL	YDS	QBH	NO	YDS	LG	TD	PD	FF	FR	TD	YDS	TK	S	A	FF			FR	S	A
01/16	at Cowboys	S	2	1	1	0.5	5.0	0	0	1	0	0	0	0	0	0	0	0	0	0	0	0	0	0	0	0	W	23-17
01/22	at Packers	S	3	3	0	1.0	6.0	1	6	1	0	0	0	0	0	0	0	0	0	0	0	0	0	0	0	0	W	13-10
01/30	at Rams	S	3	1	2	0.5	3.5	0	0	2	0	0	0	0	0	0	0	0	0	0	0	0	0	0	0	L	17-20	
2021 TOTALS		3-3	8	5	3	2.0	14.5	1	6	4	0	0	0	0	0	0	0	0	0	0	0	0	0	0	0	0	2-1	

2022 GAME-BY-GAME POSTSEASON STATISTICS (49ERS)

DATE	OPPONENT	P/S	TACKLES							INTERCEPTIONS				FUMBLES			ST					MISC		W/L	SCORE			
			TK	S	A	SK	YDS	TFL	YDS	QBH	NO	YDS	LG	TD	PD	FF	FR	TD	YDS	TK	S	A	FF			FR	S	A
01/14	Seahawks	S	0	0	0	0.0	0.0	0	0	0	0	0	0	0	0	0	0	0	0	0	0	0	0	0	0	0	W	41-23
01/22	Cowboys	S	2	1	1	1.0	0.0	0	0	2	0	0	0	0	0	0	0	0	0	0	0	0	0	0	0	0	W	19-12
01/29	at Eagles	S	3	2	1	0.0	0.0	0	0	0	0	0	0	0	0	0	0	0	0	0	0	0	0	0	0	L	7-31	
2022 TOTALS		3-3	5	3	2	1.0	0.0	0	0	2	0	0	0	0	0	0	0	0	0	0	0	0	0	0	0	0	2-1	



4

SAM EHLINGER

QUARTERBACK

(EL-in-gurr)



SAM EHLINGER: SELECTED BY THE COLTS IN THE SIXTH ROUND (218TH OVERALL) OF THE 2021 NFL DRAFT.

6-2 • 225 LBS
NFL EXP: 3
(3RD YEAR WITH THE COLTS)
BORN: 9/30/98



COLLEGE:
TEXAS

4TH-AND-SHORT

- In his first two seasons, he competed in seven games (three starts) and completed 64-of-101 passes for 573 yards and three touchdowns with three interceptions. He also added 20 carries for 96 yards.
- Holds the school record for most game-winning drives (seven).
- One of just three players in Division I history to throw for 11,000 yards and rush for 1,500 yards.
- Attended Westlake (Texas) High School, where Drew Brees and Nick Foles attended, and holds the school records for total yards (9,886) and passing yards (7,491).

TEXAS FOREVER

Most kids in Austin, Texas dream of playing quarterback for the Texas Longhorns someday. Ehlinger fulfilled that dream – and set records while doing it. After being a three-year starter at Westlake (Texas) High School and finishing as the school's all-time passing yards and passing touchdown leader, he had the opportunity to continue his football career in his hometown of Austin at Texas. He made an immediate impact on the program, starting six games as a true freshman and becoming the first Longhorn to lead the team in passing and rushing since Colt McCoy in 2008. Ehlinger finished his historic collegiate career having the fourth-most wins (27) as a Texas quarterback, serving as only the seventh two-time team captain in history. He concluded his career being selected as the Jason Witten Collegiate Man of the Year. A true Friday Night Lights story.



EHLINGER



@sehlinger3



@sehlinger



NFL HIGHLIGHTS

- In two seasons with the Colts (2021-22), he has appeared in seven games (three starts) and has completed 64-of-101 passes for 573 yards and three touchdowns with three interceptions for a passer rating of 76.1. Has also added 20 carries for 96 yards.
- Competed in four games (three starts) in 2022 and completed 64-of-101 passes for 573 yards with three touchdowns and three interceptions for a passer rating of 76.1. He also added 17 carries for 87 yards. In Week 8 vs. Washington, he made his first career start and registered the third-best passer rating (100.1) by a Colts quarterback in his first career start. His 73.9 percent completion percentage is the second-best mark by a Colts quarterback in their first career start. In Week 17 at New York, he completed 9-of-14 passes for 60 yards and recorded his first career passing touchdown. In Week 18 vs. Houston, he completed 23-of-35 passes for 209 yards and two touchdowns with two interceptions. He also added five carries for 21 yards. He registered at least one passing touchdown in two consecutive games. Ehlinger set single-game career highs in passing yards and passing touchdowns.
- In 2021, he saw action in three games and recorded three rushes for nine yards.

COLLEGE HIGHLIGHTS

- Appeared in 46 games (43 starts) at Texas (2017-20) and completed 923-of-1,476 passes for 11,436 yards and 94 touchdowns with 27 interceptions. He also added 554 carries for 1,907 yards and 33 touchdowns. He was voted a two-time team captain (2019, 2020), becoming only the seventh player in team history. Led Texas to 27 wins as the starting quarterback, which is the fourth-most in school history. Ranks fourth in Big 12 history in total touchdowns. Ehlinger was also a three-time Academic First Team All-Big 12 selection (2018-20).
- As a senior team captain, he earned Second Team All-Big 12 honors after he started all 10 games and completed 194-of-322 passes for 2,566 yards and 26 touchdowns with five interceptions. Also contributed 377 yards on 113 carries with eight touchdowns. Named the Co-Big 12 Football Scholar-Athlete of the Year. Selected the 2020 Jason Witten Collegiate Man of the Year. His 208 total points scored ranked sixth in the country. His 26 passing touchdowns were the seventh-most in single-season school history. He did not throw an interception in his last 139 passing attempts of his career.
- In 2019, he started all 13 games as a team captain and completed 296-of-454 passes for 3,663 yards and a single-season career-high 32 touchdowns with 10 interceptions. He added 163 carries for 663 yards and seven touchdowns. Ehlinger tallied the second-most total yards (4,326) in single-season school history. Named a semifinalist for the Maxwell Award and Davey O'Brien Award. He became the first Texas quarterback to throw at least three touchdown passes in four-

COLLEGE HIGHLIGHTS CONT...

- straight games since 2008 (Colt McCoy). Selected as the 2019 Big 12 Preseason Offensive Player of the Year.
- As a sophomore, he started all 14 games and completed 275-of-425 passes for 3,292 yards and 25 touchdowns as well as five interceptions. Contributed to the ground game with 482 rushing yards on 164 carries and a single-season career-high 16 touchdowns. Recorded the most rushing touchdowns by a quarterback in Texas single-season history. He became the only player in Texas history to pass for at least 25 touchdowns and rush for at least 15 in the same season. His 3,292 passing yards were the fifth-most in single-season school history. Became only the fourth quarterback in school history to start the season with six straight 200-yard passing games.
- In 2017, he saw action in nine games (six starts) and completed 158-of-275 passes for 1,915 yards and 11 touchdowns with seven interceptions as well as 114 carries for 385 yards and two touchdowns. Led the team in both passing yards and rushing yards, becoming the first Longhorn to do so since Colt McCoy in 2008. He became only the eighth Texas true freshman starting quarterback to win at least one game.

PERSONAL

- Attended Westlake High School in Austin, Texas and finished as the school's all-time leader in total yards (9,886) and passing yards (7,491).
- Was high school teammates with fellow 2021 Colts draft pick Kylen Granson.
- Selected as the 2015 Texas State Player of the Year.
- As a junior, he led Westlake to the state championship game and earned Offensive Player of the Year accolades after he tallied 4,041 passing yards and 1,325 rushing yards.
- As a sophomore, he earned District Newcomer honors after tallying 2,543 passing yards and 42 total touchdowns.
- Rated the No. 4 dual-threat quarterback recruit in the country.
- Participated in the 2021 Senior Bowl.
- His brother, Jake, played linebacker at Texas.
- Last name is pronounced EL-in-gurr.
- Married to his wife, Cami Jo.
- A native of Austin, Texas.



4

SAM EHLINGER

QUARTERBACK

(EL-in-gurr)



SAM EHLINGER'S - NFL REGULAR SEASON STATISTICS

DATE	TEAM	GP	GS	ATT.	CMP.	PCT.	YDS	AVG.	TD	INT.	LG	SK	LST	RATE
2021	Colts	3	0	0	0	0.0	0	0.0	0	0	0	0	0	0.0
2022	Colts	4	3	101	64	63.4	573	5.7	3	3	47	14	87	76.1
TOTALS		7	3	101	64	63.4	573	5.7	3	3	47	14	87	76.1

SAM EHLINGER'S - NFL REGULAR SEASON STATISTICS

DATE	TEAM	NO.	YDS.	AVG.	LG	TD
2021	Colts	3	9	3.0	9	0
2022	Colts	17	87	5.1	19	0
TOTALS		20	96	4.8	19	0

SAM EHLINGER'S - NFL REGULAR SEASON STATISTICS

DATE	TEAM	GP	GS	PASSING											RUSHING					
				ATT.	CMP.	PCT.	YDS	AVG.	TD	INT.	LG	SK	LST	RATE	NO.	YDS.	AVG.	LG	TD	
2021	Colts	3	0	0	0	0.0	0	0.0	0	0	0	0	0	0	0.0	3	9	3.0	9	0
2022	Colts	4	3	101	64	63.4	573	5.7	3	3	47	14	87	76.1	17	87	5.1	19	0	
TOTALS		7	3	101	64	63.4	573	5.7	3	3	47	14	87	76.1	20	96	4.8	19	0	

SINGLE-GAME HIGHS: QUARTERBACK

Pass Attempts	35 vs. Houston Texans, Jan 08, 2023 29 at New England Patriots, Nov 06, 2022 23 vs. Washington Commanders, Oct 30, 2022	Completion Percentage	73.9 vs. Washington Commanders, Oct 30, 2022 65.7 vs. Houston Texans, Jan 08, 2023 51.7 at New England Patriots, Nov 06, 2022
Pass Completions	23 vs. Houston Texans, Jan 08, 2023 17 vs. Washington Commanders, Oct 30, 2022 15 at New England Patriots, Nov 06, 2022	Passer Rating	100.1 vs. Washington Commanders, Oct 30, 2022 97.3 at New York Giants, Jan 01, 2023 77.0 vs. Houston Texans, Jan 08, 2023
Yards Passing	209 vs. Houston Texans, Jan 08, 2023 201 vs. Washington Commanders, Oct 30, 2022 103 at New England Patriots, Nov 06, 2022	Rush Attempts	6 vs. Washington Commanders, Oct 30, 2022 5 vs. Houston Texans, Jan 08, 2023 ...1 more at 5.
TD Passes	2 vs. Houston Texans, Jan 08, 2023 1 at New York Giants, Jan 01, 2023	Rushing Yards	39 at New England Patriots, Nov 06, 2022 21 vs. Houston Texans, Jan 08, 2023 15 vs. Washington Commanders, Oct 30, 2022
Long Passes	47 vs. Washington Commanders, Oct 30, 2022 40 vs. Washington Commanders, Oct 30, 2022 39 vs. Houston Texans, Jan 08, 2023	Longest Runs	19 at New England Patriots, Nov 06, 2022 12 at New York Giants, Jan 01, 2023 9 at New England Patriots, Nov 06, 2022 ...1 more at 9.

2021 GAME-BY-GAME REGULAR-SEASON STATISTICS (COLTS)

DATE	OPPONENT	P/S	PASSING											RUSHING				W/L	SCORE		
			ATT	CMP	YDS	PCT	Y/A	Y/C	TD	INT	LG	SK/YD	RATE	ATT	YDS	LG	TD				
09/12	Seahawks																			L	16-28
09/19	Rams																			L	24-27
09/26	at Titans																			L	16-25
10/03	at Dolphins																			W	27-17
10/11	at Ravens																			L	25-31+
10/17	Texans																			W	31-3
10/24	at 49ers																			W	30-18
10/31	Titans																			L	31-34+
11/04	Jets	P	0	0	0	0.0	0.0	0.0	0	0	0	0/0	0.0	1	1	1	0			W	45-30
11/14	Jaguars																			W	23-17
11/21	at Bills	P	0	0	0	0.0	0.0	0.0	0	0	0	0/0	0.0	1	9	9	0			W	41-15
11/28	Buccaneers																			L	31-38
12/05	at Texans	P	0	0	0	0.0	0.0	0.0	0	0	0	0/0	0.0	1	-1	-1	0			W	31-0
12/18	Patriots																			W	27-17
12/25	at Cardinals																			W	22-16
01/02	Raiders																			L	20-23
01/09	at Jaguars																			L	11-26
2021 TOTALS		3-0	0	0	0	0.0	0.0	0.0	0	0	0	0/0	0.0	3	9	9	0			9-8	

+ - Overtime



@sehlinger3



@sehlinger

4

SAM EHLINGER

QUARTERBACK

(EL-in-gurr)



2022 GAME-BY-GAME REGULAR-SEASON STATISTICS (COLTS)

DATE	OPPONENT	P/S	PASSING											RUSHING				W/L/T	SCORE	
			ATT	CMP	YDS	PCT	Y/A	Y/C	TD	INT	LG	SK/YD	RATE	ATT	YDS	LG	TD			
09/11	at Texans																		T	20-20
09/18	at Jaguars																		L	0-24
09/25	Chiefs																		W	20-17
10/02	Titans																		L	17-24
10/06	at Broncos																		W	12-9+
10/16	Jaguars																		W	34-27
10/23	at Titans																		L	10-19
10/30	Commanders	S	23	17	201	73.9	8.7	11.8	0	0	47	2/12	100.1	6	15	7	0		L	16-17
11/06	at Patriots	S	29	15	103	51.7	3.6	6.9	0	1	23	9/60	45.6	5	39	19	0		L	3-26
11/13	at Raiders																		W	25-20
11/20	Eagles																		L	16-17
11/28	Steelers																		L	17-24
12/04	at Cowboys																		L	19-54
12/17	at Vikings																		L	36-39+
12/26	Chargers																		L	3-20
01/01	at Giants	P	14	9	60	64.3	4.3	6.7	1	0	15	1/8	97.3	1	12	12	0		L	10-38
01/08	Texans	S	35	23	209	65.7	6.0	9.1	2	2	39	2/7	77.0	5	21	8	0		L	31-32
2022 TOTALS		4-3	101	64	573	63.4	5.7	9.0	3	3	47	14/87	76.1	17	87	19	0	4-12-1		

+ - Overtime



@sehlinger3



@sehlinger

84 ETHAN FERNEA

WIDE RECEIVER

(FIR-knee-uh)



ETHAN FERNEA: ORIGINALLY SIGNED BY THE COLTS AS AN UNDRAFTED FREE AGENT ON MAY 13, 2022.

6-0 • 195 LBS

NFL EXP: 1

(2ND YEAR WITH THE COLTS)

BORN: 3/2/98



**COLLEGE:
UCLA**

4TH-AND-SHORT

- In his rookie season, he competed in one game, but did not record any statistics.
- He appeared in 50 games (three starts) at UCLA (2016-21) and registered 10 carries for 83 yards (8.3 avg.) and one touchdown as well as eight receptions for 155 yards and two touchdowns.
- Majored in political science and enrolled in the transformative coaching and leadership graduate program.

NFL HIGHLIGHTS

- In 2022, he saw action in one game, but did not record any statistics.

COLLEGE HIGHLIGHTS

- He appeared in 50 games (three starts) at UCLA (2016-21) and registered 10 carries for 83 yards (8.3 avg.) and one touchdown as well as eight receptions for 155 yards and two touchdowns. Fernea also tallied 12 tackles (nine solo).
- In 2021, he saw action in 11 games at running back and on special teams. Fernea registered 10 carries for 83 yards (8.3 avg.) and one touchdown. He also collected four solo tackles on special teams.
- As a senior, he appeared in six games (one start). He saw action as a running back, wide receiver and on special teams and tallied two carries for one yard and two receptions for 46 yards and one touchdown. Also credited with a special teams tackle. Garnered Pac-12 Academic Honor Roll accolades.
- In 2019, he saw action in 12 games (two starts) and recorded four receptions for 90 yards and one touchdown. He also added three special teams tackles. Fernea was presented a scholarship prior to the opening game of the season.
- As a junior, he appeared in 12 games and tallied two receptions for 19 yards and also registered four special teams tackles.
- In 2017, he appeared in eight games primarily on special teams and did not record any statistics.
- As a freshman, he saw action in one game on special teams and did not register any statistics.



@EFernea

@ethan_fernea

84 ETHAN FERNEA

WIDE RECEIVER

(FIR-knee-uh)



PERSONAL

- Attended Dripping Springs (Texas) High School.
- Named first team all-district on offense and defense.
- Also lettered in baseball and track and was named first team all-district in baseball.
- Selected as a 2015 Central Texas Top 50 athlete by the *Austin American Statesman*.
- Majored in political science and enrolled in the transformative coaching and leadership graduate program.
- His last name is pronounced FIR-knee-uh.
- A native of Dripping Springs, Texas.

ADDITIONAL TRANSACTIONS

- Signed by the Colts to a reserve/future contract on January 27, 2023.
- Signed to the Colts practice squad on October 24, 2022.
- Signed to the Colts active roster from the practice squad on October 22, 2022.
- Signed to the Colts practice squad on August 31, 2022.
- Waived by the Colts on August 30, 2022.
- Signed by the Colts as an undrafted free agent on May 13, 2022.

ETHAN FERNEA'S - NFL REGULAR SEASON STATISTICS

DATE	TEAM	GP	GS	RECEIVING					RUSHING				
				NO.	YDS.	AVG.	LG	TD	NO.	YDS.	AVG.	LG	TD
2022	Colts	1	0	0	0	0.0	0	0	0	0	0.0	0	0
TOTALS		1	0	0	0	0.0	0	0	0	0	0.0	0	0

ETHAN FERNEA'S - NFL REGULAR SEASON STATISTICS

DATE	TEAM	KICKOFF RETURNS					PUNT RETURNS					
		RET.	YDS.	AVG.	LG	TD	NO.	FC	YDS.	AVG.	LG	TD
2022	Colts	0	0	0.0	0	0	0	0	0	0.0	0	0
TOTALS		0	0	0.0	0	0	0	0	0	0.0	0	0

2022 GAME-BY-GAME REGULAR-SEASON STATISTICS (COLTS)

DATE	OPPONENT	P/S	RECEIVING					RUSHING					W/L/T	SCORE
			NO.	YDS.	AVG.	LG	TD	NO.	YDS.	AVG.	LG	TD		
09/11	at Texans												T	20-20
09/18	at Jaguars												L	0-24
09/25	Chiefs												W	20-17
10/02	Titans												L	17-24
10/06	at Broncos												W	12-9+
10/16	Jaguars												W	34-27
10/23	at Titans	P	0	0	0.0	0	0	0	0	0.0	0	0	L	10-19
10/30	Commanders												L	16-17
11/06	at Patriots												L	3-26
11/13	at Raiders												W	25-20
11/20	Eagles												L	16-17
11/28	Steelers												L	17-24
12/04	at Cowboys												L	19-54
12/17	at Vikings												L	36-39+
12/26	Chargers												L	3-20
01/01	at Giants												L	10-38
01/08	Texans												L	31-32
2022 TOTALS		1-0	0	0	0.0	0	0	0	0	0.0	0	0	0	4-12-1

+ - Overtime

33 DALLIS FLOWERS

CORNERBACK



DALLIS FLOWERS: SIGNED BY THE COLTS AS AN UNDRAFTED FREE AGENT ON MAY 13, 2022.

6-1 • 196 LBS
NFL EXP: 2
(2ND YEAR WITH THE COLTS)
BORN: 6/4/97



COLLEGE:
PITTSBURG
STATE

4TH-AND-SHORT

- In his rookie season, he appeared in 13 games (one start) and recorded eight tackles (six solo), one forced fumble, one fumble recovery and six special teams stops. He also returned three punts for 13 yards and 23 kickoff for 715 yards.
- Named to the 2022 PFWA All-Rookie Team as a kick returner after leading the NFL in kickoff return average (31.1).
- In Week 12 vs. Pittsburgh, he recorded an 89-yard kickoff return. It was the longest non-scoring return by a Colts player since 2003.
- Set the Colts single-season highest kickoff return average by a rookie (31.1).

NFL HIGHLIGHTS

- In 2022, he appeared in 13 games (one start) and recorded eight tackles (six solo), one forced fumble, one fumble recovery and six special teams stops. He also earned PFWA All-Rookie Team honors as a kick returner after he returned 23 kickoffs for 715 yards (31.1 avg.) and three punts for 13 yards. He led the league in kickoff return average. In Week 12 vs. Pittsburgh, he returned an 89-yard kickoff to begin the second half. It marked the longest kickoff return by a Colts player since Isaiah Rodgers Sr. in Week 5 of 2020 (101) and was the longest kickoff return by a rookie that season. It was also the longest non-scoring kickoff return by an Indianapolis player since Brad Pyatt in Week 5 of 2003 (90). Flowers (118) and Isaiah Rodgers Sr. (107) recorded over 100 kickoff return yards. They were the first duo on the same team to each tally at least 100 kickoff return yards since Eric Decker and Cassius Vaughn for the Denver Broncos in Week 17 of 2010. In Week 13 at Dallas, he returned six kickoffs for 150 yards which is tied for the fourth most kickoffs returned and sixth most kickoff return yards by a rookie in franchise history. In Week 15 at Minnesota, he recorded five kickoff returns for 175





NFL HIGHLIGHTS CONT...

yards (35.0 avg.). His 175 return yards are the second most by a single player in an NFL game this season. In Week 17 at New York, he returned three kickoffs for 100 yards (33.3 avg.).

COLLEGE HIGHLIGHTS

- He saw action in 11 games (nine starts) in one season (2021) at Pittsburg State and tallied 21 tackles (16 solo), 1.5 tackles for loss, 10 passes defended and four interceptions. He also returned 17 kicks for 573 yards and two touchdowns. Before Pittsburg State, he attended Grand View (2018-20) and was a two-time NAIA All-America selection. Flowers also attended Robert Morris (Ill.) and Tiffin prior to Grand View.
- In 2021, he earned First Team All-MIAA honors at Pittsburg State.
- Prior to Pittsburg State, he was a two-time NAIA All-America selection as a kick returner and cornerback at Grand View (2019-20). He was also a member of the basketball team at Grand View. At Robert Morris, Flowers was a member of the football and basketball teams.

PERSONAL

- Attended Oak Park-River Forest High School in Oak Park, Ill.
- Was an all-conference and all-area honoree at Oak Park-River Forest.
- Received an invitation to the 2022 East-West Shrine Bowl.
- Received his master's degree in health, human performance and recreation.
- A native of Chicago, Ill.

DALLIS FLOWERS' - NFL REGULAR SEASON STATISTICS

DATE	TEAM	GP	GS	TACKLES							INTERCEPTIONS					FUMBLES				ST		MISC					
				TK	S	A	TFL	YDS	SK	YDS	QBH	NO	YDS	LG	TD	PD	FF	FR	TD	YDS	TK	S	A	FF	FR	S	A
2022	Colts	13	1	8	6	2	0	0	0.0	0.0	0	0	0	0	0	0	0	0	0	0	6	4	2	1	1	0	0
TOTALS		13	1	8	6	2	0	0	0.0	0.0	0	0	0	0	0	0	0	0	0	6	4	2	1	1	0	0	

DALLIS FLOWERS' - NFL REGULAR SEASON STATISTICS

DATE	TEAM	GP	GS	RUSHING				RECEIVING						
				NO.	YDS.	AVG.	LG	TD	NO.	YDS.	AVG.	LG	TD	
2022	Colts	13	1	0	0	0.0	0	0	0	0	0	0	0	0
TOTALS		13	1	0	0	0.0	0	0	0	0	0	0	0	0

DALLIS FLOWERS' - NFL REGULAR SEASON STATISTICS

DATE	TEAM	KICKOFF RETURNS					PUNT RETURNS					
		RET.	YDS.	AVG.	LG	TD	NO.	FC	YDS.	AVG.	LG	TD
2022	Colts	23	715	31.1	89	0	3	8	13	4.3	9	0
TOTALS		23	715	31.1	89	0	3	8	13	4.3	9	0



33

DALLIS FLOWERS

CORNERBACK



SINGLE-GAME HIGHS: DEFENSIVE

Total Tackles 3 at New York Giants, Jan 01, 2023
2 vs. Houston Texans, Jan 08, 2023
...1 more at 2.

Special Teams Tackles

2 vs. Washington Commanders, Oct 30, 2022
1 at Tennessee Titans, Oct 23, 2022
...1 more at 1.

Solo Tackles 3 at New York Giants, Jan 01, 2023
2 at Minnesota Vikings, Dec 17, 2022
1 vs. Houston Texans, Jan 08, 2023

Special Teams Fumble Recoveries 1 at Minnesota Vikings, Dec 17, 2022

2022 GAME-BY-GAME REGULAR-SEASON STATISTICS (COLTS)

DATE	OPPONENT	P/S	TACKLES							INTERCEPTIONS					FUMBLES				ST				MISC		SCORE				
			TK	S	A	SK	YDS	TFL	YDS	QBH	NO	YDS	LG	TD	PD	FF	FR	TD	YDS	TK	S	A	FF	FR		S	A	W/L/T	
09/11	at Texans																										T	20-20	
09/18	at Jaguars																										L	0-24	
09/25	Chiefs																										W	20-17	
10/02	Titans																										L	17-24	
10/06	at Broncos	P	0	0	0	0.0	0.0	0	0	0	0	0	0	0	0	0	0	0	0	0	0	0	0	0	0	0	0	W	12-9+
10/16	Jaguars	P	0	0	0	0.0	0.0	0	0	0	0	0	0	0	0	0	0	0	0	0	0	0	0	0	0	0	0	W	34-27
10/23	at Titans	P	0	0	0	0.0	0.0	0	0	0	0	0	0	0	0	0	0	0	0	0	0	0	0	0	0	0	0	L	10-19
10/30	Commanders	P	0	0	0	0.0	0.0	0	0	0	0	0	0	0	0	0	0	0	0	0	0	0	0	0	0	0	0	L	16-17
11/06	at Patriots	P	0	0	0	0.0	0.0	0	0	0	0	0	0	0	0	0	0	0	0	0	0	0	0	0	0	0	0	L	3-26
11/13	at Raiders	P	0	0	0	0.0	0.0	0	0	0	0	0	0	0	0	0	0	0	0	0	0	0	0	0	0	0	0	W	25-20
11/20	Eagles	P	0	0	0	0.0	0.0	0	0	0	0	0	0	0	0	0	0	0	0	0	0	0	0	0	0	0	0	L	16-17
11/28	Steelers	P	0	0	0	0.0	0.0	0	0	0	0	0	0	0	0	0	0	0	0	0	0	0	0	0	0	0	0	L	17-24
12/04	at Cowboys	P	0	0	0	0.0	0.0	0	0	0	0	0	0	0	0	0	0	0	0	0	0	0	0	0	0	0	0	L	19-54
12/17	at Vikings	P	2	2	0	0.0	0.0	0	0	0	0	0	0	0	0	0	0	0	0	0	0	0	0	1	0	0	L	36-39+	
12/26	Chargers	P	1	0	1	0.0	0.0	0	0	0	0	0	0	0	0	0	0	0	0	0	0	0	0	0	0	0	0	L	3-20
01/01	at Giants	P	3	3	0	0.0	0.0	0	0	0	0	0	0	0	0	0	0	0	0	0	0	0	0	0	0	0	0	L	10-38
01/08	Texans	S	2	1	1	0.0	0.0	0	0	0	0	0	0	0	0	0	0	0	0	0	0	0	0	0	0	0	0	L	31-32
2022 TOTALS		13-1	8	6	2	0.0	0.0	0	0	0	0	0	0	0	0	0	0	0	0	0	0	0	0	0	0	0	0	4-12-1	

+ - Overtime

2022 GAME-BY-GAME REGULAR-SEASON STATISTICS (COLTS)

DATE	OPPONENT	P/S	KICKOFF RETURNS					PUNT RETURNS					W/L	SCORE			
			RET	YDS	AVG	LG	TD	NO	FC	YDS	AVG	LG			TD		
09/11	at Texans															T	20-20
09/18	at Jaguars															L	0-24
09/25	Chiefs															W	20-17
10/02	Titans															L	17-24
10/06	at Broncos	P	0	0	0.0	0	0	1	0	9	9.0	9	0	0	0	W	12-9+
10/16	Jaguars	P	0	0	0.0	0	0	0	0	0	0.0	0	0	0	0	W	34-27
10/23	at Titans	P	0	0	0.0	0	0	0	0	0	0.0	0	0	0	0	L	10-19
10/30	Commanders	P	0	0	0.0	0	0	0	0	0	0.0	0	0	0	0	L	16-17
11/06	at Patriots	P	0	0	0.0	0	0	0	0	0	0.0	0	0	0	0	L	3-26
11/13	at Raiders	P	0	0	0.0	0	0	0	0	0	0.0	0	0	0	0	W	25-20
11/20	Eagles	P	0	0	0.0	0	0	0	0	0	0.0	0	0	0	0	L	16-17
11/28	Steelers	P	2	118	59.0	89	0	0	1	0	0.0	0	0	0	0	L	17-24
12/04	at Cowboys	P	6	150	25.0	27	0	1	2	4	4.0	4	0	0	0	L	19-54
12/17	at Vikings	P	5	175	35.0	49	0	1	3	0	0.0	0	0	0	0	L	36-39+
12/26	Chargers	P	3	84	28.0	31	0	0	2	0	0.0	0	0	0	0	L	3-20
01/01	at Giants	P	3	100	33.3	36	0	0	0	0	0.0	0	0	0	0	L	10-38
01/08	Texans	S	4	88	22.0	25	0	0	0	0	0.0	0	0	0	0	L	31-32
2022 TOTALS		13-1	23	715	31.1	89	0	3	8	13	4.3	9	0	0	0	4-12	

+ - Overtime



@21degrees21



@_dallo21

44 ZAIRE FRANKLIN

LINEBACKER

(Zi-air)



ZAIRE FRANKLIN: SELECTED BY THE COLTS IN THE SEVENTH ROUND (235TH OVERALL) OF THE 2018 NFL DRAFT.



6-0 • 235 LBS
NFL EXP: 6
(6TH YEAR WITH THE COLTS)
BORN: 7/2/96

S COLLEGE:
SYRACUSE

4TH-AND-SHORT

- In his first five seasons, he tallied 230 tackles (133 solo), 13.0 tackles for loss, 3.0 sacks, nine passes defended, one interception, three forced fumbles, one fumble recovery, 31 special teams stops and one blocked punt in 82 games (32 starts).
- Three-time team captain (2020-22).
- Passed Shaquille Leonard (163 in 2018) for the most tackles (166 in 2022) by a Colts player in a single season in franchise history according to Stats Pass.
- Started his own nonprofit, Shelice's Angels, that supports teens and young adults with resources as well as experiences that allow them to see further than the communities they reside in.

DOWN THE STRETCH

Bucket list item: Travel

Who do you try to mold your game after: Bobby Wagner. I had a chance to watch him train and just the way he plays the game is elite. He's a guy I try to model myself after.

Motto you live by: Excellence is not an instance, it's a habit.

Favorite meal: Cheesesteaks

Favorite snack: I love Hot Cheetos.

Favorite TV show: "Game of Thrones"

Favorite movie: "Do the Right Thing"

Favorite artist: Meek Mill

Biggest obstacle you've had to overcome: Loss of family.

Proudest achievement outside of football: Getting my degree in finance at Syracuse.

If you could have dinner with three people, who would you invite: Jay-Z, Kevin Hart and Barack Obama.

 @ZiggySmalls_

 @ZAIRE_

44 ZAIRE FRANKLIN


LINEBACKER

(Zi-air)



FOLLOW THE LEADER

Franklin's legacy at Syracuse University transcends the game of football, as he is one of the best leaders the school has ever produced. He became the first sophomore football player to be named a captain at Syracuse since the 1940s and was the first player to be a three-time Orange captain since 1896. He served as the president of his fraternity, Omega Psi Phi, and organized community-driven initiatives for the group that included donating 100-plus new backpacks filled with school supplies to children in need. In 2016, Franklin helped organize and lead a campus-wide discussion, 'Real Men Real Talk: Locker Room Talk Edition,' to open up dialogue on the role men can play in preventing sexual violence and how athletes can contribute positively to society. "Anything to give back to the less fortunate and helping kids in Philly or Indy is something I want to do."



WON'T LOOK BACK

Franklin's mother, Shelice, dropped out of college as a junior to raise him and made a promise to herself that Zaire would be the first one in the family to earn a college degree. For years, she suffered from a recurring brain tumor on the occipital nerve at the base of her brain and eventually died from heart failure in February of 2013. Roughly two months later, his grandmother and other primary caretaker, Juanita Highsmith-Bailey, died from sepsis-induced kidney failure. Despite the adversity, Franklin persevered and was able to land a scholarship and excel both on the football field and in the classroom. In 2017, he fulfilled his mother's promise and graduated from Syracuse University with a degree in finance – even doing so a semester early.



HOME IS WHERE THE HEART IS

Franklin made an immediate impact in his hometown community when he visited Kenderton School, located in North Philadelphia, in July of 2018. Working with the Colts, Philly's Finest and French Toast, a school uniform outfitter, Franklin was able to donate a uniform to every child in kindergarten through fifth grade at Kenderton. His donation provided over 300 school children a uniform for the 2018-19 school year. On his Instagram page, Franklin said, "This city will always hold a special place in my heart. I'm blessed I can give back to the place I called home for so many years and the place that helped shaped me into the man I am today." He did another uniform donation in the summer of 2019.

SHELICE'S ANGELS

Indianapolis' seventh-round pick in the 2018 draft has already shown to be a productive member on the field, being named a captain for the 2020, 2021 and 2022 seasons. Off the field, Zaire Franklin is just as productive. Organized in 2019 and named after his mother, Shelice's Angels aims to help young women see the many opportunities available to them outside of their current environments. From food drives to uniform drives, Franklin has provided to his community in more ways than one. Two of his excursions included taking a group of young girls to HB Sports & Entertainment where they got a tour and had the opportunity to meet influential females in the sports world including Brittanie Boyd (Senior Vice President, Marketing, Philadelphia 76ers) and Natasha Moody (Senior Vice President, Business Operations, Prudential Center). He also took a group of middle schoolers who were interested in coding to the Google headquarters in New York City where they got to participate in a Q&A session with a female panel of members of the Google team and learned about opportunities that could be available to them.



44 ZAIRE FRANKLIN

LINEBACKER

(Zl-air)



NFL HIGHLIGHTS

- Has played in 82 games (32 starts) and has totaled 230 tackles (133 solo), 13.0 tackles for loss, 3.0 sacks, nine passes defended, one interception, three forced fumbles, one fumble recovery and 31 special teams stops. He also has blocked one punt. Has appeared in three postseason games (two starts) and has one special teams stop.
- In 2022, he started all 17 games and tallied a single-season franchise record 166 tackles (102 solo), 12.0 tackles for loss, 3.0 sacks, six passes defended and three forced fumbles. In Week 3 vs. Kansas City, he compiled a then single-game career-high 12 tackles (eight solo), 1.0 tackle for loss and one pass defended. In Week 4 vs. Tennessee, he recorded a single-game career high 15 tackles (eight solo) and became the first Colts player to tally three consecutive games with at least 10 tackles since Shaquille Leonard from Weeks 14-17 of the 2020 season. In Week 6 vs. Jacksonville, he recorded 11 tackles (seven solo) and 1.0 tackle for loss. In Week 10 at Las Vegas, he accumulated 10 tackles (seven solo) and 1.0 tackle for loss. In Week 11 vs. Philadelphia, he accumulated a team-high 12 tackles (seven solo), half a sack and one forced fumble. In Week 12 vs. Pittsburgh, he accumulated a team-high 11 tackles (five solo). In Week 13 at Dallas, he accumulated a team-high 10 tackles (six solo), 1.0 tackle for loss and one pass defended. In Week 15 at Minnesota, he tallied 10 tackles (six solo) and one pass defended. He registered his ninth double-digit tackle game this season, which is the most 10-plus tackle games in Colts single-season history. In Week 16 vs. Los Angeles, he tied for the team high in tackles (nine) and also contributed five solo tackles, 1.0 tackle for loss and 1.0 sack. In Week 17 at New York, he tallied 10 tackles (seven solo) and two passes defended. In Week 18 vs. Houston, he tallied seven tackles (five solo), 2.0 tackles for loss, 1.0 sack and one forced fumble. He passed Shaquille Leonard (163 in 2018) for the most tackles by a Colts player in a single season in franchise history according to Stats Pass.
- Competed in all 17 games (11 starts) in 2021 and compiled 29 tackles (14 solo), 1.0 tackle for loss, two passes defended, one interception, one fumble recovery, 12 special teams stops and one blocked punt. In Week 10 vs. Jacksonville, he registered a blocked punt that was then returned for a touchdown by E.J. Speed. In Week 11 at Buffalo, he recorded his first-career interception.
- In 2020, he saw action in all 16 games (two starts) and tallied 10 tackles (seven solo) and nine special teams stops. Saw action in one postseason contest and had one special teams stop.
- Appeared in all 16 games in 2019 and had six special teams stops.
- In 2018, he played in all 16 games (two starts) and totaled 25 tackles (10 solo), one pass defended and four special teams stops. Started two postseason games.

COLLEGE HIGHLIGHTS

- Played in all 48 games during his four seasons (2014-17) at Syracuse and started the final 39 games of his career beginning with the last three games of his freshman season.
- Became the second three-time captain in the history of Syracuse football (Robert Adams, 1894-96) and the first in the modern era.
- Earned All-ACC honors twice (2016-17).
- Tallied 311 tackles, the most for a Syracuse defender since Kelvin Smith notched 325 from 2003-06.
- Finished his career tied for ninth in program history with 31.5 tackles for loss.
- In addition, recorded 8.5 sacks, 10 passes defended, two interceptions and five forced fumbles.
- In 2016, teamed with Parris Bennett to become the first set of Orange teammates with more than 100 tackles in the same season since 2003.
- Started all 12 games at middle linebacker in 2017 and ranked second on the team with 85 tackles (41 solo), including 5.5 tackles for loss and 1.5 sacks.
- For the second consecutive season, started all 12 games at middle linebacker in 2016 and was named one of the team captains. Finished second on the team with 101 tackles (56 solo) and tied for the team lead with 10.0 tackles for loss.
- Started all 12 games at middle linebacker in 2015 and was voted the fourth sophomore captain in team history and the first since Angelo Acocella in 1945. Led the team with 81 tackles (59 solo) and was second on the team in tackles for loss (11.0).
- As a freshman in 2014, played in 12 games (three starts) and finished sixth on the team with 44 tackles (31 solo). Also tallied 5.0 tackles for loss, 2.0 sacks, two passes defended and one forced fumble.

PERSONAL

- Attended La Salle College (Pa.) High School and was selected to the 2013 PIAA AAAA All-State Team and to the AAAA All-Catholic League first-team.
- Played in the 2014 Big 33 Football Classic.
- Dual majored in finance and marketing management at Syracuse.
- Participated in the NFL's My Cause My Cleats initiative and represented Shelice's Angels (2021-22) and Uplifting Athletes (2018-20).
- In 2020, he volunteered in many Colts community initiatives, including three mobile pantry distributions, attending a Marion County Juvenile Detention Center activation event and participating at the Colts' Election Day tent outside of Lucas Oil Stadium, which included passing out stickers, masks and shirts.
- Has volunteered at numerous events with the Colts, including the Colts Youth Football Camp, Uniform Blitz and the Colts Simon Cancer Center visit.
- First name is pronounced Zl-air.

44 ZAIRE FRANKLIN

LINEBACKER

(ZL-air)



ZAIRE FRANKLIN'S - NFL REGULAR SEASON STATISTICS

DATE	TEAM	GP	GS	TK	TACKLES					INTERCEPTIONS					FUMBLES				ST			MISC						
					S	A	TFL	YDS	SK	YDS	QBH	NO	YDS	LG	TD	PD	FF	FR	TD	YDS	TK	S	A	FF	FR	S	A	
2018	Colts	16	2	25	10	15	0	0	0.0	0.0	0	0	0	0	0	1	0	0	0	0	4	4	0	0	0	0	0	0
2019	Colts	16	0	0	0	0	0	0	0.0	0.0	0	0	0	0	0	0	0	0	0	0	6	4	2	0	0	0	0	0
2020	Colts	16	2	10	7	3	0	0	0.0	0.0	0	0	0	0	0	0	0	0	0	0	9	7	2	0	0	0	0	0
2021	Colts	17	11	29	14	15	1	2	0.0	0.0	0	1	8	8	0	2	0	0	0	0	11	7	4	0	1	0	0	0
2022	Colts	17	17	166	102	64	12	24	3.0	17.5	6	0	0	0	0	6	3	0	0	0	1	0	1	0	0	0	0	0
TOTALS		82	32	230	133	97	13	26	3.0	17.5	6	1	8	8	0	9	3	0	0	0	31	22	9	0	1	0	0	0

ZAIRE FRANKLIN'S - NFL POSTSEASON STATISTICS

DATE	TEAM	GP	GS	TK	TACKLES					INTERCEPTIONS					FUMBLES				ST			MISC						
					S	A	TFL	YDS	SK	YDS	QBH	NO	YDS	LG	TD	PD	FF	FR	TD	YDS	TK	S	A	FF	FR	S	A	
2018	Colts	2	2	0	0	0	0	0	0.0	0.0	0	0	0	0	0	0	0	0	0	0	0	0	0	0	0	0	0	0
2020	Colts	1	0	0	0	0	0	0	0.0	0.0	0	0	0	0	0	0	0	0	0	0	1	0	1	0	0	0	0	0
TOTALS		3	2	0	0	0	0	0	0.0	0.0	0	0	0	0	0	0	0	0	0	0	1	0	1	0	0	0	0	0

SINGLE-GAME HIGHS: DEFENSIVE

Total Tackles	15 vs. Tennessee Titans, Oct 02, 2022 13 vs. Philadelphia Eagles, Nov 20, 2022 12 vs. Kansas City Chiefs, Sep 25, 2022	Tackles For Loss	2 vs. Houston Texans, Jan 08, 2023 ...1 more at 2.
Solo Tackles	8 vs. Tennessee Titans, Oct 02, 2022 ...2 more at 8.	Interceptions	1 at Buffalo Bills, Nov 21, 2021
Sacks	1.0 vs. Houston Texans, Jan 08, 2023 ...1 more at 1.0.	Interception Return Yards	8 at Buffalo Bills, Nov 21, 2021
Passes Defensed	2 at New York Giants, Jan 01, 2023 1 at Dallas Cowboys, Dec 04, 2022 ...6 more at 1.	Special Teams Tackles	2 at Arizona Cardinals, Dec 25, 2021 ...3 more at 2.
Forced Fumbles	1 vs. Houston Texans, Jan 08, 2023 ...2 more at 1.	Special Teams Fumble Recoveries	1 at Jacksonville Jaguars, Jan 09, 2022

SINGLE-GAME HIGHS - POSTSEASON: DEFENSIVE

Special Teams Tackles	1 at Buffalo Bills, Jan 09, 2021
------------------------------	----------------------------------

2018 GAME-BY-GAME REGULAR-SEASON STATISTICS (COLTS)

DATE	OPPONENT	P/S	TACKLES					INTERCEPTIONS					FUMBLES				ST			MISC			SCORE				
			TK	S	A	SK	YDS	TFL	YDS	QBH	NO	YDS	LG	TD	PD	FF	FR	TD	YDS	TK	S	A		FF	FR	S	A
09/09	Bengals	P	0	0	0	0.0	0.0	0	0	0	0	0	0	0	0	0	0	0	0	1	1	0	0	0	0	L	23-34
09/16	at Redskins	P	0	0	0	0.0	0.0	0	0	0	0	0	0	0	0	0	0	0	0	1	1	0	0	0	0	W	21-9
09/23	at Eagles	S	2	0	2	0.0	0.0	0	0	0	0	0	0	0	0	0	0	0	1	1	0	0	0	0	L	16-20	
09/30	Texans	P	0	0	0	0.0	0.0	0	0	0	0	0	0	0	0	0	0	0	0	0	0	0	0	0	L	34-37+	
10/04	at Patriots	S	11	1	10	0.0	0.0	0	0	0	0	0	0	0	0	0	0	0	0	0	0	0	0	0	L	24-38	
10/14	at Jets	P	1	1	0	0.0	0.0	0	0	0	0	0	0	0	0	0	0	0	0	0	0	0	0	0	L	34-42	
10/21	Bills	P	0	0	0	0.0	0.0	0	0	0	0	0	0	0	0	0	0	0	0	0	0	0	0	0	W	37-5	
10/28	at Raiders	P	2	2	0	0.0	0.0	0	0	0	0	0	0	0	1	0	0	0	0	0	0	0	0	0	W	42-28	
11/11	Jaguars	P	0	0	0	0.0	0.0	0	0	0	0	0	0	0	0	0	0	0	0	0	0	0	0	0	W	29-26	
11/18	Titans	P	0	0	0	0.0	0.0	0	0	0	0	0	0	0	0	0	0	0	0	0	0	0	0	0	W	38-10	
11/25	Dolphins	P	0	0	0	0.0	0.0	0	0	0	0	0	0	0	0	0	0	0	0	0	0	0	0	0	W	27-24	
12/02	at Jaguars	P	0	0	0	0.0	0.0	0	0	0	0	0	0	0	0	0	0	0	0	0	0	0	0	0	L	0-6	
12/09	at Texans	P	0	0	0	0.0	0.0	0	0	0	0	0	0	0	0	0	0	0	0	1	1	0	0	0	W	24-21	
12/16	Cowboys	P	0	0	0	0.0	0.0	0	0	0	0	0	0	0	0	0	0	0	0	0	0	0	0	0	W	23-0	
12/23	Giants	P	6	5	1	0.0	0.0	0	0	0	0	0	0	0	0	0	0	0	0	0	0	0	0	0	W	28-27	
12/30	at Titans	P	3	1	2	0.0	0.0	0	0	0	0	0	0	0	0	0	0	0	0	0	0	0	0	0	W	33-17	
2018 TOTALS		16-2	25	10	15	0.0	0.0	0	0	0	0	0	0	0	1	0	0	0	0	4	4	0	0	0	0	10-6	

+ - Overtime



@ZiggySmalls_



@ZAIRE_

44 ZAIRE FRANKLIN

LINEBACKER

(ZL-air)



2019 GAME-BY-GAME REGULAR-SEASON STATISTICS (COLTS)

DATE	OPPONENT	P/S	TACKLES							INTERCEPTIONS					FUMBLES				ST					MISC		W/L	SCORE		
			TK	S	A	SK	YDS	TFL	YDS	QBH	NO	YDS	LG	TD	PD	FF	FR	TD	YDS	TK	S	A	FF	FR	S			A	
09/08	at Chargers	P	0	0	0	0.0	0.0	0	0	0	0	0	0	0	0	0	0	0	0	0	0	0	0	0	0	L	24-30+		
09/15	at Titans	P	0	0	0	0.0	0.0	0	0	0	0	0	0	0	0	0	0	0	0	0	0	0	0	0	0	W	19-17		
09/22	Falcons	P	0	0	0	0.0	0.0	0	0	0	0	0	0	0	0	0	0	0	0	0	0	0	0	0	0	W	27-24		
09/29	Raiders	P	0	0	0	0.0	0.0	0	0	0	0	0	0	0	0	0	0	0	1	1	0	0	0	0	0	L	24-31		
10/06	at Chiefs	P	0	0	0	0.0	0.0	0	0	0	0	0	0	0	0	0	0	0	1	0	1	0	0	0	0	W	19-13		
10/20	Texans	P	0	0	0	0.0	0.0	0	0	0	0	0	0	0	0	0	0	0	0	0	0	0	0	0	0	W	30-23		
10/27	Broncos	P	0	0	0	0.0	0.0	0	0	0	0	0	0	0	0	0	0	0	0	0	0	0	0	0	0	W	15-13		
11/03	at Steelers	P	0	0	0	0.0	0.0	0	0	0	0	0	0	0	0	0	0	0	0	0	0	0	0	0	0	L	24-26		
11/10	Dolphins	P	0	0	0	0.0	0.0	0	0	0	0	0	0	0	0	0	0	0	0	0	0	0	0	0	0	L	12-16		
11/17	Jaguars	P	0	0	0	0.0	0.0	0	0	0	0	0	0	0	0	0	0	0	1	0	1	0	0	0	0	W	33-13		
11/21	at Texans	P	0	0	0	0.0	0.0	0	0	0	0	0	0	0	0	0	0	0	0	0	0	0	0	0	0	L	17-20		
12/01	Titans	P	0	0	0	0.0	0.0	0	0	0	0	0	0	0	0	0	0	0	0	0	0	0	0	0	0	L	17-31		
12/08	at Buccaneers	P	0	0	0	0.0	0.0	0	0	0	0	0	0	0	0	0	0	0	0	0	0	0	0	0	0	L	35-38		
12/16	at Saints	P	0	0	0	0.0	0.0	0	0	0	0	0	0	0	0	0	0	0	0	0	0	0	0	0	0	L	7-34		
12/22	Panthers	P	0	0	0	0.0	0.0	0	0	0	0	0	0	0	0	0	0	0	1	1	0	0	0	0	0	W	38-6		
12/29	at Jaguars	P	0	0	0	0.0	0.0	0	0	0	0	0	0	0	0	0	0	0	2	2	0	0	0	0	0	L	20-38		
2019 TOTALS		16-0	0	0	0	0.0	0.0	0	0	0	0	0	0	0	0	0	0	0	0	0	0	0	0	0	0	0	0	7-9	

+ - Overtime

2020 GAME-BY-GAME REGULAR-SEASON STATISTICS (COLTS)

DATE	OPPONENT	P/S	TACKLES							INTERCEPTIONS					FUMBLES				ST					MISC		W/L	SCORE		
			TK	S	A	SK	YDS	TFL	YDS	QBH	NO	YDS	LG	TD	PD	FF	FR	TD	YDS	TK	S	A	FF	FR	S			A	
09/13	at Jaguars	P	0	0	0	0.0	0.0	0	0	0	0	0	0	0	0	0	0	0	1	1	0	0	0	0	0	L	20-27		
09/20	Vikings	P	0	0	0	0.0	0.0	0	0	0	0	0	0	0	0	0	0	0	1	1	0	0	0	0	0	W	28-11		
09/27	Jets	P	1	1	0	0.0	0.0	0	0	0	0	0	0	0	0	0	0	0	0	0	0	0	0	0	0	W	36-7		
10/04	at Bears	P	0	0	0	0.0	0.0	0	0	0	0	0	0	0	0	0	0	0	0	0	0	0	0	0	0	W	19-11		
10/11	at Browns	P	7	4	3	0.0	0.0	0	0	0	0	0	0	0	0	0	0	0	0	0	0	0	0	0	0	L	23-32		
10/18	Bengals	P	0	0	0	0.0	0.0	0	0	0	0	0	0	0	0	0	0	0	0	0	0	0	0	0	0	W	31-27		
11/01	at Lions	P	0	0	0	0.0	0.0	0	0	0	0	0	0	0	0	0	0	0	0	0	0	0	0	0	0	W	41-21		
11/08	Ravens	P	0	0	0	0.0	0.0	0	0	0	0	0	0	0	0	0	0	0	1	1	0	0	0	0	0	L	10-24		
11/12	at Titans	P	0	0	0	0.0	0.0	0	0	0	0	0	0	0	0	0	0	0	0	0	0	0	0	0	0	W	34-17		
11/22	Packers	P	0	0	0	0.0	0.0	0	0	0	0	0	0	0	0	0	0	0	1	0	1	0	0	0	0	W	34-31+		
11/29	Titans	S	2	2	0	0.0	0.0	0	0	0	0	0	0	0	0	0	0	0	1	1	0	0	0	0	0	L	26-45		
12/06	at Texans	S	0	0	0	0.0	0.0	0	0	0	0	0	0	0	0	0	0	0	2	2	0	0	0	0	0	W	26-20		
12/13	at Raiders	P	0	0	0	0.0	0.0	0	0	0	0	0	0	0	0	0	0	0	0	0	0	0	0	0	0	W	44-27		
12/20	Texans	P	0	0	0	0.0	0.0	0	0	0	0	0	0	0	0	0	0	0	1	1	0	0	0	0	0	W	27-20		
12/27	at Steelers	P	0	0	0	0.0	0.0	0	0	0	0	0	0	0	0	0	0	0	0	0	0	0	0	0	0	L	24-28		
01/03	Jaguars	P	0	0	0	0.0	0.0	0	0	0	0	0	0	0	0	0	0	0	1	0	1	0	0	0	0	W	28-14		
2020 TOTALS		16-2	10	7	3	0.0	0.0	0	0	0	0	0	0	0	0	0	0	0	0	0	0	0	0	0	0	0	0	11-5	

+ - Overtime



@ZiggySmalls_



@ZAIRE_

44 ZAIRE FRANKLIN

LINEBACKER

(ZL-air)



2021 GAME-BY-GAME REGULAR-SEASON STATISTICS (COLTS)

DATE	OPPONENT	P/S	TACKLES							INTERCEPTIONS				FUMBLES			ST					MISC		SCORE			
			TK	S	A	SK	YDS	TFL	YDS	QBH	NO	YDS	LG	TD	PD	FF	FR	TD	YDS	TK	S	A	FF		FR	S	A
09/12	Seahawks	S	1	1	0	0.0	0.0	0	0	0	0	0	0	0	0	0	0	0	0	0	0	0	0	0	0	L	16-28
09/19	Rams	P	0	0	0	0.0	0.0	0	0	0	0	0	0	0	0	0	0	0	0	0	0	0	0	0	0	L	24-27
09/26	at Titans	P	2	2	0	0.0	0.0	0	0	0	0	0	0	0	0	0	0	0	0	0	0	0	0	0	0	L	16-25
10/03	at Dolphins	S	2	0	2	0.0	0.0	0	0	0	0	0	0	0	0	0	0	0	1	1	0	0	0	0	0	W	27-17
10/11	at Ravens	P	0	0	0	0.0	0.0	0	0	0	0	0	0	0	0	0	0	0	1	0	1	0	0	0	0	L	25-31+
10/17	Texans	S	2	1	1	0.0	0.0	0	0	0	0	0	0	0	0	0	0	0	0	0	0	0	0	0	0	W	31-3
10/24	at 49ers	S	3	0	3	0.0	0.0	0	0	0	0	0	0	0	0	0	0	0	2	1	1	0	0	0	0	W	30-18
10/31	Titans	P	2	1	1	0.0	0.0	0	0	0	0	0	0	0	0	0	0	0	1	1	0	0	0	0	0	L	31-34+
11/04	Jets	S	0	0	0	0.0	0.0	0	0	0	0	0	0	0	1	0	0	0	0	0	0	0	0	0	0	W	45-30
11/14	Jaguars	S	1	1	0	0.0	0.0	0	0	0	0	0	0	0	0	0	0	0	0	0	0	0	0	0	0	W	23-17
11/21	at Bills	S	2	2	0	0.0	0.0	0	0	0	0	1	8	8	0	1	0	0	0	1	0	1	0	0	0	W	41-15
11/28	Buccaneers	S	2	2	0	0.0	0.0	0	0	0	0	0	0	0	0	0	0	0	1	1	0	0	0	0	0	L	31-38
12/05	at Texans	P	2	0	2	0.0	0.0	0	0	0	0	0	0	0	0	0	0	0	1	0	1	0	0	0	0	W	31-0
12/18	Patriots	S	2	0	2	0.0	0.0	0	0	0	0	0	0	0	0	0	0	0	0	0	0	0	0	0	0	W	27-17
12/25	at Cardinals	S	1	1	0	0.0	0.0	0	0	0	0	0	0	0	0	0	0	0	2	2	0	0	0	0	0	W	22-16
01/02	Raiders	P	4	2	2	0.0	0.0	1	2	0	0	0	0	0	0	0	0	0	1	1	0	0	0	0	0	L	20-23
01/09	at Jaguars	S	3	1	2	0.0	0.0	0	0	0	0	0	0	0	0	0	0	0	0	0	0	0	1	0	0	L	11-26
2021 TOTALS		17-11	29	14	15	0.0	0.0	1	2	0	1	8	8	0	2	0	0	0	0	11	7	4	0	1	0	0	9-8

+ - Overtime

2022 GAME-BY-GAME REGULAR-SEASON STATISTICS (COLTS)

DATE	OPPONENT	P/S	TACKLES							INTERCEPTIONS				FUMBLES			ST					MISC		SCORE			
			TK	S	A	SK	YDS	TFL	YDS	QBH	NO	YDS	LG	TD	PD	FF	FR	TD	YDS	TK	S	A	FF		FR	S	A
09/11	at Texans	S	8	6	2	0.0	0.0	0	0	0	0	0	0	0	0	0	0	0	0	0	0	0	0	0	0	T	20-20
09/18	at Jaguars	S	10	8	2	0.0	0.0	1	1	0	0	0	0	0	0	0	0	0	0	0	0	0	0	0	0	L	0-24
09/25	Chiefs	S	12	8	4	0.0	0.0	1	3	1	0	0	0	0	1	0	0	0	0	0	0	0	0	0	0	W	20-17
10/02	Titans	S	15	8	7	0.0	0.0	0	0	1	0	0	0	0	0	0	0	0	0	0	0	0	0	0	0	L	17-24
10/06	at Broncos	S	9	4	5	0.0	0.0	0	0	0	0	0	0	0	1	0	0	0	0	0	0	0	0	0	0	W	12-9+
10/16	Jaguars	S	11	7	4	0.0	0.0	1	0	0	0	0	0	0	0	0	0	0	1	0	1	0	0	0	0	W	34-27
10/23	at Titans	S	7	4	3	0.0	0.0	1	0	0	0	0	0	0	0	0	0	0	0	0	0	0	0	0	0	L	10-19
10/30	Commanders	S	8	6	2	0.0	0.0	1	3	0	0	0	0	0	1	0	0	0	0	0	0	0	0	0	0	L	16-17
11/06	at Patriots	S	6	5	1	0.5	2.5	2	4	1	0	0	0	0	0	0	0	0	0	0	0	0	0	0	0	L	3-26
11/13	at Raiders	S	10	7	3	0.0	0.0	1	1	0	0	0	0	0	0	0	0	0	0	0	0	0	0	0	0	W	25-20
11/20	Eagles	S	13	5	8	0.5	3.0	0	0	1	0	0	0	0	0	1	0	0	0	0	0	0	0	0	0	L	16-17
11/28	Steelers	S	11	5	6	0.0	0.0	0	0	0	0	0	0	0	0	0	0	0	0	0	0	0	0	0	0	L	17-24
12/04	at Cowboys	S	10	6	4	0.0	0.0	1	0	0	0	0	0	0	1	0	0	0	0	0	0	0	0	0	0	L	19-54
12/17	at Vikings	S	10	6	4	0.0	0.0	0	0	0	0	0	0	0	0	1	0	0	0	0	0	0	0	0	0	L	36-39+
12/26	Chargers	S	9	5	4	1.0	2.0	1	2	1	0	0	0	0	0	0	0	0	0	0	0	0	0	0	0	L	3-20
01/01	at Giants	S	10	7	3	0.0	0.0	0	0	0	0	0	0	0	2	0	0	0	0	0	0	0	0	0	0	L	10-38
01/08	Texans	S	7	5	2	1.0	10.0	2	10	1	0	0	0	0	0	1	0	0	0	0	0	0	0	0	0	L	31-32
2022 TOTALS		17-17	166	102	64	3.0	17.5	12	24	6	0	0	0	0	6	3	0	0	0	1	0	1	0	0	0	0	4-12-1

+ - Overtime

2018 GAME-BY-GAME POSTSEASON STATISTICS (COLTS)

DATE	OPPONENT	P/S	TACKLES							INTERCEPTIONS				FUMBLES			ST					MISC		SCORE			
			TK	S	A	SK	YDS	TFL	YDS	QBH	NO	YDS	LG	TD	PD	FF	FR	TD	YDS	TK	S	A	FF		FR	S	A
01/05	at Texans	S	0	0	0	0.0	0.0	0	0	0	0	0	0	0	0	0	0	0	0	0	0	0	0	0	0	W	21-7
01/12	at Chiefs	S	0	0	0	0.0	0.0	0	0	0	0	0	0	0	0	0	0	0	0	0	0	0	0	0	0	L	13-31
2018 TOTALS		2-2	0	0	0	0.0	0.0	0	0	0	0	0	0	0	0	0	0	0	0	0	0	0	0	0	0	1-1	

2020 GAME-BY-GAME POSTSEASON STATISTICS (COLTS)

DATE	OPPONENT	P/S	TACKLES							INTERCEPTIONS				FUMBLES			ST					MISC		SCORE				
			TK	S	A	SK	YDS	TFL	YDS	QBH	NO	YDS	LG	TD	PD	FF	FR	TD	YDS	TK	S	A	FF		FR	S	A	W/L
01/09	at Bills	P	0	0	0	0.0	0.0	0	0	0	0	0	0	0	0	0	0	0	0	1	0	1	0	0	0	0	L	24-27
2020 TOTALS		1-0	0	0	0	0.0	0.0	0	0	0	0	0	0	0	0	0	0	0	0	1	0	1	0	0	0	0	0-1	



@ZiggySmalls_



@ZAIRE_

62 WESLEY FRENCH

CENTER



WESLEY FRENCH: SIGNED BY THE COLTS AS AN UNDRAFTED FREE AGENT ON MAY 13, 2022.

6-4 • 307 LBS
NFL EXP: 2
(2ND YEAR WITH THE COLTS)
BORN: 11/30/96



COLLEGE:
WESTERN MICHIGAN

4TH-AND-SHORT

- In his rookie season, he was active for three games but did not see game action.
- Attended a team-high 12 Colts Community events in 2022.
- Earned Academic All-MAC honors in 2018.

DOWN THE STRETCH

Bucket list item: Build my own house.

Pregame ritual: Lay on the ground.

Do you have a nickname: Frenchy

Who is your mentor: My father and mother

What is your favorite food: Cheeseburger

Favorite artist: Chris Stapleton

What is your favorite vacation spot: Mackinac Island

What are your pet peeves: Messy living spaces

What is one thing you can't live without: My family

Do you have any hidden talents: I love singing.

Who was your favorite athlete growing up: Muhammad Ali

What are your hobbies off the field: Outdoor activities

NFL HIGHLIGHTS

- In 2022, he was active for three games, but did not see game action.



 @wes_french66



COLLEGE HIGHLIGHTS

- Saw action in 39 games (23 starts) at Western Michigan (2015-21) along the offensive and defensive lines. He earned starts at left tackle (13), center (six) and nose guard (four). French also compiled 22 tackles (13 solo) and 1.5 tackles for loss.
- In 2021, he started all 13 games at left tackle.
- Started all six games at center in 2020 and helped Western Michigan rank in the top-10 in the nation in points per game (41.7). He was named CoSIDA Academic All-District accolades.
- Did not see game action in 2019 after suffering a foot injury.
- In 2018, he appeared in 13 games (four starts) and tallied 22 tackles (13 solo) and 1.5 tackles for loss. Earned Academic All-MAC honors.
- Appeared in three games in 2017 and didn't register any statistics.
- In 2016, he saw action in four games and didn't record any statistics.
- Did not see game action in the 2015 season.

PERSONAL

- Attended St. Joseph (Mich.) High School and was named first team all-state in 2014.
- Ranked the No. 10 prospect in Michigan by *Rivals*.
- Majored in interdisciplinary health services.
- A native of Benton Harbor, Mich.

WESLEY FRENCH'S - NFL REGULAR SEASON STATISTICS

DATE	TEAM	GP	GS
2022	Colts	0	0
TOTALS		0	0

2022 GAME-BY-GAME REGULAR-SEASON STATISTICS (COLTS)

DATE	OPPONENT	P/S		W/L/T	SCORE
09/11	at Texans		INACTIVE	T	20-20
09/18	at Jaguars		INACTIVE	L	0-24
09/25	Chiefs		DID NOT PLAY (NON-INJURY)	W	20-17
10/02	Titans		INACTIVE	L	17-24
10/06	at Broncos		INACTIVE	W	12-9+
10/16	Jaguars		INACTIVE	W	34-27
10/23	at Titans		INACTIVE	L	10-19
10/30	Commanders		INACTIVE	L	16-17
11/06	at Patriots		INACTIVE	L	3-26
11/13	at Raiders		INACTIVE	W	25-20
11/20	Eagles		DID NOT PLAY (NON-INJURY)	L	16-17
11/28	Steelers		INACTIVE	L	17-24
12/04	at Cowboys		DID NOT PLAY (NON-INJURY)	L	19-54
12/17	at Vikings		INACTIVE	L	36-39+
12/26	Chargers		INACTIVE	L	3-20
01/01	at Giants		INACTIVE	L	10-38
01/08	Texans		INACTIVE	L	31-32
2022 TOTALS		0-0		4-12-1	

+ - Overtime

75 WILL FRIES
CENTER/GUARD



WILL FRIES: SELECTED BY THE COLTS
IN THE SEVENTH ROUND (248TH OVERALL)
OF THE 2021 NFL DRAFT.



6-6 · 305 LBS
NFL EXP: 3
(3RD YEAR WITH THE COLTS)
BORN: 4/4/98



COLLEGE:
PENN STATE

4TH-AND-SHORT

- In his first two seasons, he appeared in 18 games (nine starts).
- Selected as Penn State's Big Ten Sportsmanship Award winner in 2020.
- In 2020, he earned Second Team All-Big Ten honors.
- Garnered All-Big Ten honorable mention accolades from the coaches and media in 2019.

DOWN THE STRETCH

What is on your bucket list: I want to go shark fishing.

Do you have a pregame ritual: I take a lap around the field.

What is the best advice you've been given: How you do one thing is how you do everything.

Who is your mentor: My dad

Who is your favorite artist: Blake Shelton

What is your favorite TV show: "The Sopranos"

What is your favorite movie: "Interstellar"

What are your pet peeves: Loud chewing

What is one thing you can't live without: Floss picks

Who was your favorite athlete growing up: Nick Mangold

What are your hobbies off the field: Fishing and barbecue

@willfries55

@willfries55

75 WILL FRIES

CENTER/GUARD



NFL HIGHLIGHTS

- In two seasons with the Colts (2021-22), he has seen action in 18 games (nine starts).
- Appeared in 16 games (nine starts) in 2022. In Week 4 vs. Tennessee, he recorded his first career start at right guard. In Week 10 at Las Vegas, he was part of an offensive line that paved the way for the Colts to rush for 207 yards.
- In 2021, he appeared in two games on offense.

COLLEGE HIGHLIGHTS

- Played in 48 games (42 starts) at Penn State (2016-20). He started 26 games at right tackle, nine at left tackle, six at right guard and one at left guard. Selected as Penn State's Big Ten Sportsmanship Award winner in 2020.
- As a redshirt senior, he earned Second Team All-Big Ten honors after he started all nine games on the offensive line. Started the first three games at right tackle before starting the final six at right guard. He was named to Phil Steele's Second Team All-Big Ten list after he helped pave the way for a Penn State offense that ranked second in the Big Ten in total offense (430.3).
- In 2019, he garnered All-Big Ten honorable mention accolades by the coaches and media after he started all 13 games at right tackle. In the Cotton Bowl, he was part of an offensive line that set a school bowl-game program record in points scored (53) and registered the second-most total yards (529) in school bowl-game history. He also was one of 11 players on the roster to earn their degree before the Cotton Bowl.
- As a redshirt sophomore, he saw action in 13 games (11 starts). He made seven starts at right tackle and four at left tackle. Against Michigan State's No. 1 rush defense, he helped the Penn State offense register 205 yards on the ground.
- In 2017, he competed in 13 games (nine starts) as a redshirt freshman. He recorded starts at left tackle (five), right tackle (three) and left guard (one). He was named Honorable Mention All-Freshman Team by Big Ten Network.
- Redshirted the 2016 season.

PERSONAL

- Attended Cranford (N.J.) High School and played on both the offensive line and defensive line.
- As a senior, he was a team captain at right guard and defensive lineman and helped lead the team to an undefeated season and a state championship.
- Rated a four-star prospect by *Rivals*.
- Also lettered on the track and field team in the shot put and lettered one year in basketball.
- Participated in the NFL's My Cause My Cleats initiative and represented Headstrong (2021).
- Invited to the 2021 East-West Shrine Bowl and the NFLPA Collegiate Bowl, but both events were canceled due to the COVID-19 pandemic.
- Majored in economics.
- A native of Cranford, N.J.

WILL FRIES' - NFL REGULAR SEASON STATISTICS

DATE	TEAM	GP	GS
2021	Colts	2	0
2022	Colts	16	9
TOTALS		18	9



2021 GAME-BY-GAME REGULAR-SEASON STATISTICS (COLTS)

DATE	OPPONENT	P/S		W/L	SCORE
09/12	Seahawks		ON INACTIVE LIST	L	16-28
09/19	Rams		ON INACTIVE LIST	L	24-27
09/26	at Titans		ON INACTIVE LIST	L	16-25
10/03	at Dolphins		DID NOT PLAY (NON-INJURY)	W	27-17
10/11	at Ravens		DID NOT PLAY (NON-INJURY)	L	25-31+
10/17	Texans		DID NOT PLAY (NON-INJURY)	W	31-3
10/24	at 49ers		ON INACTIVE LIST	W	30-18
10/31	Titans		ON INACTIVE LIST	L	31-34+
11/04	Jets		INACTIVE	W	45-30
11/14	Jaguars		ON INACTIVE LIST	W	23-17
11/21	at Bills		ON INACTIVE LIST	W	41-15
11/28	Buccaneers		ON INACTIVE LIST	L	31-38
12/05	at Texans	P		W	31-0
12/18	Patriots		DID NOT PLAY (NON-INJURY)	W	27-17
12/25	at Cardinals	P		W	22-16
01/02	Raiders		ON INACTIVE LIST	L	20-23
01/09	at Jaguars		ON INACTIVE LIST	L	11-26
2021 TOTALS		2-0		9-8	

+ - Overtime

2022 GAME-BY-GAME REGULAR-SEASON STATISTICS (COLTS)

DATE	OPPONENT	P/S		W/L/T	SCORE
09/11	at Texans	P		T	20-20
09/18	at Jaguars		DID NOT PLAY (NON-INJURY)	L	0-24
09/25	Chiefs	P		W	20-17
10/02	Titans	S		L	17-24
10/06	at Broncos	P		W	12-9+
10/16	Jaguars	P		W	34-27
10/23	at Titans	P		L	10-19
10/30	Commanders	P		L	16-17
11/06	at Patriots	P		L	3-26
11/13	at Raiders	S		W	25-20
11/20	Eagles	S		L	16-17
11/28	Steelers	S		L	17-24
12/04	at Cowboys	S		L	19-54
12/17	at Vikings	S		L	36-39+
12/26	Chargers	S		L	3-20
01/01	at Giants	S		L	10-38
01/08	Texans	S		L	31-32
2022 TOTALS		16-9		4-12-1	

+ - Overtime



37 JAKE FUNK

RUNNING BACK



JAKE FUNK: ORIGINALLY SIGNED TO THE COLTS PRACTICE SQUAD ON NOVEMBER 10, 2022.

5-10 • 205 LBS
NFL EXP: 2
(2ND YEAR WITH THE COLTS)
BORN: 1/11/98

M COLLEGE:
MARYLAND

4TH-AND-SHORT

- In his first two seasons, he played in 16 games with the Colts (2022) and Rams (2021-22) and registered two carries for five yards and three special teams tackles. He also tallied four kickoff returns for 88 yards (22.0 avg.).
- His grandmother, Jean, was one of the first female athletes at Penn State and competed for the men's rifle team.

DOWN THE STRETCH

What is on your bucket list: African safari trip

Do you have any pets: A Bernedoodle named Dash.

Do you have a pregame ritual: Drinking coconut water before we head out of the tunnel.

Do you have any nicknames: Funk, Funk Master Flex and Funkytown

What is the best advice you've been given: Work hard, dream big and do things the right way.

Who is your mentor: My dad

Who was your favorite athlete growing up: Walter Payton

Who is your favorite artist: Zach Bryan

What is one thing you can't live without: A sauna

What is your favorite food: Crabcakes

What is your favorite vacation spot: Cabo, Mexico

What are your hobbies off the field: Fishing and wake surfing

Do you have any hidden talents: Below average, self-taught guitarist



@jakefunk34

@jakefunk34

37 JAKE FUNK

RUNNING BACK



FAMILY OF ATHLETES

For Super Bowl LVI champion Funk, athleticism runs in his family. His father, Jim, played football at Penn State and credits him for pursuing his dream of playing college football at the highest level. His mother, A'Lisa, was a competitive swimmer in college and a won the Division II National Team title three times, was a 22-time All-American and five-time individual NCAA Relay National champion. His older brother, Josh, was a captain on the men's lacrosse team at Ohio State and played two professional lacrosse seasons for the Minnesota Swarm.

NFL HIGHLIGHTS

- He has played in 16 games in two seasons with the Colts (2022) and Los Angeles Rams (2021-22) and has registered two carries for five yards and three special teams tackles. Funk also has tallied four kickoff returns for 88 yards (22.0 avg.). He also appeared in three postseason contests and compiled two carries for five yards and one special teams stop.
- In 2022, he appeared in six games and tallied one special teams stop.
- He saw action in 10 games in 2021 and recorded two carries for five yards and two special teams tackles. He competed in three postseason contests and tallied two carries for five yards and one special teams stop.

COLLEGE HIGHLIGHTS

- Appeared in 35 games (four starts) at Maryland (2016-20) and totaled 135 carries for 968 yards and 10 touchdowns as well as 23 receptions for 134 yards and three touchdowns.
- In a shortened 2020 season, he garnered Third Team All-Big Ten accolades after he started all four games and tallied 60 carries for 516 yards and three touchdowns. Also added 10 receptions for 68 yards and one touchdown.
- As a redshirt junior, he recorded 17 carries for 173 yards and two touchdowns as well as four receptions for 16 yards.
- In 2018, he saw action in three games and tallied one reception for four yards.
- As a sophomore, he appeared in 12 games and compiled 27 carries for 145 yards and four touchdowns as well as one four-yard touchdown reception.
- In 2016, he competed in all 13 games and accumulated 29 carries for 136 yards and one touchdown. Also contributed seven receptions for 42 yards and one touchdown.
- As a redshirt sophomore, he appeared in 13 games (six starts) and totaled 140 carries for 653 yards and six touchdowns as well as 26 receptions for 211 yards and one touchdown. He returned seven kickoffs for 154 yards.

COLLEGE HIGHLIGHTS CONT...

- In 2014, he appeared in 12 games and rushed 79 times for 391 yards and tallied 14 receptions for 118 yards. He also compiled 36 kickoff returns for 849 yards. Lindsay set the new freshman program record for all-purpose yards (1,358).
- Redshirted the 2013 season.

PERSONAL

- Attended Damascus (Md.) High School.
- Named the 2015 Gatorade Maryland Player of the Year.
- As a senior, he helped Damascus go 14-0 and win the Maryland 3A state championship.
- Earned all-state accolades twice.
- His father, Jim, played football at Penn State, his grandfather, Walter, played on Penn State's basketball team and his older brother, Josh played lacrosse at Ohio State. Josh also competed for the Minnesota Swarm professionally.
- His grandmother, Jean, was one of the first female athletes at Penn State and competed for the men's rifle team.
- A native of Gaithersburg, Md.

ADDITIONAL TRANSACTIONS

- Signed to the Colts active roster from the practice squad on January 3, 2023.
- Signed to the Indianapolis practice squad on November 10, 2023.
- Released from the New Orleans Saints practice squad on November 8, 2022.
- Signed to the Saints practice squad on October 15, 2022.
- Waived by the Los Angeles Rams on October 11, 2022.
- Selected by the Rams in the seventh round (233rd overall) of the 2021 NFL Draft.

37 JAKE FUNK

RUNNING BACK



JAKE FUNK'S - NFL REGULAR SEASON STATISTICS

DATE	TEAM	GP	GS	RUSHING					RECEIVING				
				NO.	YDS.	AVG.	LG	TD	NO.	YDS.	AVG.	LG	TD
2021	Rams	10	0	2	5	2.5	6	0	0	0	0.0	0	0
2022	Rams	5	0	0	0	0.0	0	0	0	0	0.0	0	0
				Went from L.A. Rams to New Orleans.									
2022	Saints	0	0	0	0	0.0	0	0	0	0	0.0	0	0
				Went from New Orleans to Indianapolis.									
2022	Colts	1	0	0	0	0.0	0	0	0	0	0.0	0	0
2022	TOTAL	6	0	0	0	0.0	0	0	0	0	0.0	0	0
TOTALS		16	0	2	5	2.5	6	0	0	0	0.0	0	0

JAKE FUNK'S - NFL POSTSEASON STATISTICS

DATE	TEAM	GP	GS	RUSHING					RECEIVING				
				NO.	YDS.	AVG.	LG	TD	NO.	YDS.	AVG.	LG	TD
2021	Rams	3	0	2	5	2.5	8	0	0	0	0.0	0	0
TOTALS		3	0	2	5	2.5	8	0	0	0	0.0	0	0

JAKE FUNK'S - NFL REGULAR SEASON STATISTICS

DATE	TEAM	KICKOFF RETURNS					PUNT RETURNS					
		RET.	YDS.	AVG.	LG	TD	NO.	FC	YDS.	AVG.	LG	TD
2021	Rams	4	88	22.0	28	0	0	0	0	0.0	0	0
2022	Rams	0	0	0.0	0	0	0	0	0	0.0	0	0
		Went from L.A. Rams to New Orleans.										
2022	Saints	0	0	0.0	0	0	0	0	0	0.0	0	0
		Went from New Orleans to Indianapolis.										
2022	Colts	0	0	0.0	0	0	0	0	0	0.0	0	0
2022	TOTAL	0	0	0.0	0	0	0	0	0	0.0	0	0
TOTALS		4	88	22.0	28	0	0	0	0	0.0	0	0

JAKE FUNK'S - NFL POSTSEASON STATISTICS

DATE	TEAM	KICKOFF RETURNS					PUNT RETURNS					
		RET.	YDS.	AVG.	LG	TD	NO.	FC	YDS.	AVG.	LG	TD
2021	Rams	0	0	0.0	0	0	0	0	0	0.0	0	0
TOTALS		0	0	0.0	0	0	0	0	0	0.0	0	0

SINGLE-GAME HIGHS: RUSHING/RECEIVING

Rush Attempts	1 at Minnesota Vikings, Dec 26, 2021 ...1 more at 1.	Kickoff Return Yards	70 at Indianapolis Colts, Sep 19, 2021 18 at New York Giants, Oct 17, 2021
Rushing Yards	6 vs. Tampa Bay Buccaneers, Sep 26, 2021	Longest Kickoff Return	28 at Indianapolis Colts, Sep 19, 2021 21 at Indianapolis Colts, Sep 19, 2021 ...1 more at 21.
Longest Runs	6 vs. Tampa Bay Buccaneers, Sep 26, 2021	Kickoff Return Average	23.3 at Indianapolis Colts, Sep 19, 2021
All-Purpose Yards	70 at Indianapolis Colts, Sep 19, 2021 18 at New York Giants, Oct 17, 2021 6 vs. Tampa Bay Buccaneers, Sep 26, 2021	Special Teams Tackles	2 vs. Chicago Bears, Sep 12, 2021
Kickoff Returns	3 at Indianapolis Colts, Sep 19, 2021 1 at New York Giants, Oct 17, 2021		

SINGLE-GAME HIGHS - POSTSEASON: RUSHING/RECEIVING

Rush Attempts	2 vs. Arizona Cardinals, Jan 17, 2022	All-Purpose Yards	5 vs. Arizona Cardinals, Jan 17, 2022
Rushing Yards	5 vs. Arizona Cardinals, Jan 17, 2022	Special Teams Tackles	1 vs. Arizona Cardinals, Jan 17, 2022
Longest Runs	8 vs. Arizona Cardinals, Jan 17, 2022		



@jakefunk34



@jakefunk34

37 JAKE FUNK

RUNNING BACK



2021 GAME-BY-GAME REGULAR-SEASON STATISTICS (RAMS)

DATE	OPPONENT	P/S	RUSHING					RECEIVING					W/L	SCORE
			NO.	YDS.	AVG.	LG	TD	NO.	YDS.	AVG.	LG	TD		
09/12	Bears	P	0	0	0.0	0	0	0	0	0.0	0	0	W	34-14
09/19	at Colts	P	0	0	0.0	0	0	0	0	0.0	0	0	W	27-24
09/26	Buccaneers	P	1	6	6.0	6	0	0	0	0.0	0	0	W	34-24
10/03	Cardinals	P	0	0	0.0	0	0	0	0	0.0	0	0	L	20-37
10/07	at Seahawks	P	0	0	0.0	0	0	0	0	0.0	0	0	W	26-17
10/17	at Giants	P	0	0	0.0	0	0	0	0	0.0	0	0	W	38-11
10/24	Lions							RESERVE/NFIN					W	28-19
10/31	at Texans							NOT ON ROSTER					W	38-22
11/07	Titans							NOT ON ROSTER					L	16-28
11/15	at 49ers							NOT ON ROSTER					L	10-31
11/28	at Packers							RESERVE/NFIN					L	28-36
12/05	Jaguars							RESERVE/NFIN					W	37-7
12/13	at Cardinals							RESERVE/NFIN					W	30-23
12/21	Seahawks							RESERVE/NFIN					W	20-10
12/26	at Vikings							RESERVE/NFIN					W	30-23
01/02	at Ravens							RESERVE/NFIN					W	20-19
01/09	49ers							RESERVE/NFIN					L	24-27+
2021 TOTALS		6-0	1	6	6.0	6	0	0	0	0.0	0	0	12-5	

+ - Overtime

2022 GAME-BY-GAME REGULAR-SEASON STATISTICS (RAMS/SAINTS/COLTS)

DATE	OPPONENT	P/S	RUSHING					RECEIVING					W/L	SCORE
			NO.	YDS.	AVG.	LG	TD	NO.	YDS.	AVG.	LG	TD		
09/08	Bills	P	0	0	0.0	0	0	0	0	0.0	0	0	L	10-31
09/18	Falcons	P	0	0	0.0	0	0	0	0	0.0	0	0	W	31-27
09/25	at Cardinals	P	0	0	0.0	0	0	0	0	0.0	0	0	W	20-12
10/03	at 49ers	P	0	0	0.0	0	0	0	0	0.0	0	0	L	9-24
10/09	Cowboys	P	0	0	0.0	0	0	0	0	0.0	0	0	L	10-22
10/16	Bengals							Went from Rams to Saints.					L	26-30
10/20	at Cardinals							PRACTICE SQUAD					L	34-42
10/30	Raiders							PRACTICE SQUAD					W	24-0
11/07	Ravens							PRACTICE SQUAD					L	13-27
11/13	at Raiders							Went from Saints to Colts.					W	25-20
11/20	Eagles							PRACTICE SQUAD					L	16-17
11/28	Steelers							PRACTICE SQUAD					L	17-24
12/04	at Cowboys							PRACTICE SQUAD					L	19-54
12/17	at Vikings							PRACTICE SQUAD					L	36-39+
12/26	Chargers							PRACTICE SQUAD					L	3-20
01/01	at Giants							PRACTICE SQUAD					L	10-38
01/08	Texans	P	0	0	0.0	0	0	0	0	0.0	0	0	L	31-32
2022 TOTALS		6-0	0	0	0.0	0	0	0	0	0.0	0	0	4-13	

+ - Overtime

2021 GAME-BY-GAME POSTSEASON STATISTICS (RAMS)

DATE	OPPONENT	P/S	RUSHING					RECEIVING					W/L	SCORE
			NO.	YDS.	AVG.	LG	TD	NO.	YDS.	AVG.	LG	TD		
01/17	Cardinals	P	2	5	2.5	8	0	0	0	0.0	0	0	W	34-11
01/23	at Buccaneers	P	0	0	0.0	0	0	0	0	0.0	0	0	W	30-27
01/30	49ers	P	0	0	0.0	0	0	0	0	0.0	0	0	W	20-17
02/13	at Bengals							INACTIVE					W	23-20
2021 TOTALS		3-0	2	5	2.5	8	0	0	0	0.0	0	0	4-0	

7

MATT GAY

KICKER



MATT GAY: SIGNED BY THE COLTS AS AN UNRESTRICTED FREE AGENT ON MARCH 17, 2023.

6-0 • 232 LBS
NFL EXP: 5
(2ND YEAR WITH THE COLTS)
BORN: 1/11/98



COLLEGE:
UTAH



G A Y

4TH-AND-SHORT

- In his first five seasons, he played in 57 career games in his time with the Rams (2020-22), Colts (2020) and Buccaneers (2019) and converted 101-of-115 field goals (87.8 percent) and 138-of-145 extra points for 441 points.
- His 87.8 field goal percentage from 2019-22 ranks seventh in the NFL.
- Participated in the U.S. Soccer National Team Residency.

DOWN THE STRETCH

What is on your bucket list: Hole-in-one, shoot par and bowl a 300.

Do you have any pets: A dog named Rizzo.

Do you have a nickname: Tweety.

Do you have a pregame ritual: Just being calm and easing the mind, go on field and get mental work before the game.

What is your favorite vacation spot: Mexico and Las Vegas.

What is the best advice you've been given: Your life is your responsibility.

Who is your mentor: My dad and father-in-law

Who is your favorite artist: Luke Combs

What is your favorite childhood food: Steak

Who was your favorite athlete growing up: Cristiano Ronaldo

What are your pet peeves: Driving with headphones on

What is one thing you can't live without: Family

What are your hobbies off the field: Golf

@MGtweetymonster

@MGtweetymonster



FROM THE PITCH

Gay began his student athlete experience as a forward on the Utah Valley University soccer team. After two years, he would transfer to Utah and tryout as a kicker on the football team during training camp in 2017. In his first year handling the kicking duties in 2017 for the Utes, Gay won the Lou Groza and Vlade Awards, given to the most best and most accurate placekicker in college football. He would go on to have one of the best careers in Utah history, setting a school record with 21 consecutive made field goals and going 26-of-31 (83.9 pct) while making all 45 extra point attempts as a senior.



NFL HIGHLIGHTS

- He has played in 57 career games in his time with the Los Angeles Rams (2020-22), Colts (2020) and Tampa Bay Buccaneers (2019) and has converted 101-of-115 field goals (87.8 percent) and 138-of-145 extra points (95.2 percent) for 441 points. Gay has also registered 154 touchbacks on 210 kickoffs. His 87.8 field goal percentage ranks fifth in NFL history. In the postseason, Gay has appeared in six games and has converted 12-of-14 field goals (85.7 percent) and 15-of-15 extra points (100 percent) for 51 points.
- In 2022, he appeared in all 17 games and converted 28-of-30 field goals (93.3 percent) and 31-of-32 PATs (96.9 percent) for a total of 115 points.
- He was selected to the Pro Bowl in 2021 after he appeared in all 17 games and converted 32-of-34 field goals (94.1 percent) and 48-of-49 PATs (98.0 percent) for 144 points. He finished third in the NFL in points scored and sixth in field goals made. He also competed in four postseason contests and converted 8-of-10 field goals (80.0 percent) and 11-of-11 PATs (100 percent). Gay hit a game-winning 30-yard field goal to help the team advance to the NFC Championship. He was a member of Los Angeles' Super Bowl LVI winning team.
- In 2020, he saw action in seven games with the Rams and converted 14-of-16 field goals (87.5 percent) and 16-of-16 PATs (100 percent) for 58 points. Also spent time on Indianapolis' practice squad. He appeared in two postseason contests and converted 4-of-4 field goals (100 percent) and 4-of-4 PATs (100 percent) for 16 points.
- He competed in all 16 games in 2019 and converted 27-of-35 field goals (77.1 percent) and 43-of-48 PATs (89.6 percent) for a total of 124 points.

COLLEGE HIGHLIGHTS

- Played two seasons at Utah (2017-18) and connected on 56-of-65 field goals (86.2 percent), while also converting 85-of-85 PATs.
- In 2018, he earned First Team All-Pac-12 and Third Team All-America honors after he converted 26-of-31 field goals (83.9 percent) and 45-of-45 PATs. He was a semifinalist for the Lou Groza award. Gay set a school record with 21 consecutive field goals made and ranked third in the country in made field goals. His total points scored (123) led the Pac-12.
- In his first season at Utah, he earned the Lou Groza Award and the Vlade Award, given annually to the nation's most accurate kicker, after he converted 30-of-34 field goals (88.2 percent) and made all 40 extra points he attempted for a combined 130 points scored. He was also named a First Team All-America selection and a First Team All-Pac-12 selection. His 30 field goals made led the nation, while his 88.2 field goal percentage ranked fifth in the country and led the Pac-12. He also set single-season school records in points scored, field goals made and field goals attempted.
- Prior to Utah, he played two seasons of soccer at Utah Valley where he played in 33 games (eight starts) and tallied eight goals and five assists.

PERSONAL

- Attended Orem (Utah) High School where he played one season of football and earned all-region honors.
- Played two seasons of soccer at Utah Valley before joining the football team at Utah.
- Also played soccer and was a three-time all-state player.
- Participated in the U.S. Soccer National Team Residency.
- He is the youngest of eight children.
- Majored in sociology.
- A native of Orem, Utah.

ADDITIONAL TRANSACTIONS

- Re-signed by the Los Angeles Rams as a restricted free agent on April 14, 2022.
- Signed to the Los Angeles Rams active roster from the Indianapolis practice squad on November 17, 2020.
- Signed to the Colts practice squad on November 7, 2020.
- Released from the Indianapolis practice squad on November 6, 2020.
- Signed to the Colts practice squad on September 15, 2020.
- Waived by the Tampa Bay Buccaneers on September 4, 2020.
- Selected by the Buccaneers in the fifth round (145th overall) of the 2019 NFL Draft.



7

MATT GAY

KICKER



MATT GAY'S - NFL REGULAR SEASON STATISTICS

DATE	TEAM	GP	FGM	FGA	PCT.	LG	XP	XPA	PCT.	BLK	PTS
2019	Buccaneers	16	27	35	77.1	58	43	48	89.6	1	124
2020	Colts	0	0	0	0.0	0	0	0	0.0	0	0
Went from Indianapolis to L.A. Rams.											
2020	Rams	7	14	16	87.5	51	16	16	100.0	0	58
2020	TOTAL	7	14	16	87.5	51	16	16	100.0	0	58
2021	Rams	17	32	34	94.1	55	48	49	98.0	0	144
2022	Rams	17	28	30	93.3	58	31	32	96.9	0	115
TOTALS		57	101	115	87.8	58	138	145	95.2	1	441

MATT GAY'S - NFL POSTSEASON STATISTICS

DATE	TEAM	GP	FGM	FGA	PCT.	LG	XP	XPA	PCT.	BLK	PTS
2020	Rams	2	4	4	100.0	40	4	4	100.0	0	16
2021	Rams	4	8	10	80.0	46	11	11	100.0	0	35
TOTALS		6	12	14	85.7	46	15	15	100.0	0	51

MATT GAY'S - NFL REGULAR SEASON STATISTICS

DATE	TEAM	1-19	PCT.	20-29	PCT.	30-39	PCT.	40-49	PCT.	50+	PCT.
2019	Buccaneers	0-0	0.0	6-6	100.0	5-7	71.4	11-14	78.6	5-8	62.5
2020	Colts	0-0	0.0	0-0	0.0	0-0	0.0	0-0	0.0	0-0	0.0
Went from Indianapolis to L.A. Rams.											
2020	Rams	0-0	0.0	2-2	100.0	5-6	83.3	6-7	85.7	1-1	100.0
2020	TOTAL	0-0	0.0	2-2	100.0	5-6	83.3	6-7	85.7	1-1	100.0
2021	Rams	0-0	0.0	6-6	100.0	15-15	100.0	7-8	87.5	4-5	80.0
2022	Rams	0-0	0.0	9-9	100.0	8-8	100.0	4-4	100.0	7-9	77.8
TOTALS		0-0	0.0	23-23	100.0	33-36	91.7	28-33	84.8	17-23	73.9

MATT GAY'S - NFL POSTSEASON STATISTICS

DATE	TEAM	1-19	PCT.	20-29	PCT.	30-39	PCT.	40-49	PCT.	50+	PCT.
2020	Rams	0-0	0.0	0-0	0.0	3-3	100.0	1-1	100.0	0-0	0.0
2021	Rams	0-0	0.0	1-1	100.0	3-3	100.0	4-5	80.0	0-1	0.0
TOTALS		0-0	0.0	1-1	100.0	6-6	100.0	5-6	83.3	0-1	0.0

SINGLE-GAME HIGHS: KICKER

Field Goals Made

4 vs. New York Giants, Sep 22, 2019
3 at Seattle Seahawks, Jan 08, 2023
...11 more at 3.

Field Goal Attempts

5 vs. New York Giants, Sep 22, 2019
3 at Seattle Seahawks, Jan 08, 2023
...17 more at 3.

Longest Field Goals Made

58 at New Orleans Saints, Nov 20, 2022
...1 more at 58.

Longest Field Goals Attempt

61 vs. Las Vegas Raiders, Dec 08, 2022
58 at New Orleans Saints, Nov 20, 2022
...1 more at 58.

PATs Made

7 at Los Angeles Rams, Sep 29, 2019
6 vs. Denver Broncos, Dec 25, 2022
5 at Houston Texans, Oct 31, 2021
...4 more at 5.

PAT Attempts

7 at Los Angeles Rams, Sep 29, 2019
6 vs. Denver Broncos, Dec 25, 2022
5 at Houston Texans, Oct 31, 2021
...5 more at 5.

Points

15 vs. Denver Broncos, Dec 25, 2022
13 vs. Jacksonville Jaguars, Dec 05, 2021
...2 more at 13.

Special Teams Tackles

1 at Green Bay Packers, Dec 19, 2022
...2 more at 1.

Kickoff Average

66.0 at Tampa Bay Buccaneers, Nov 23, 2020
65.9 at Houston Texans, Oct 31, 2021
65.8 vs. Carolina Panthers, Oct 16, 2022
100.0 vs. Denver Broncos, Dec 25, 2022
...6 more at 100.0.

Extra Point Attempt Percentage

80.0 vs. New York Giants, Sep 22, 2019

Field Goal Percentage

9 vs. Denver Broncos, Dec 25, 2022
7 at Arizona Cardinals, Dec 13, 2021
6 vs. Seattle Seahawks, Dec 04, 2022
...3 more at 6.

Touchbacks



@MGtweetymonster



@MGtweetymonster

7

MATT GAY

KICKER



SINGLE-GAME HIGHS - POSTSEASON: KICKER

Field Goals Made	3 at Tampa Bay Buccaneers, Jan 23, 2022 ...1 more at 3.	PAT Attempts	4 vs. Arizona Cardinals, Jan 17, 2022 3 at Tampa Bay Buccaneers, Jan 23, 2022 ...1 more at 3.
Field Goal Attempts	4 at Tampa Bay Buccaneers, Jan 23, 2022 3 vs. San Francisco 49ers, Jan 30, 2022 ...1 more at 3.	Points	12 at Tampa Bay Buccaneers, Jan 23, 2022 ...1 more at 12.
Longest Field Goals Made	46 vs. Arizona Cardinals, Jan 17, 2022 41 at Cincinnati Bengals, Feb 13, 2022 40 vs. San Francisco 49ers, Jan 30, 2022 ...2 more at 40.	Kickoff Average	65.3 vs. Arizona Cardinals, Jan 17, 2022 65.0 at Cincinnati Bengals, Feb 13, 2022 ...1 more at 65.0.
Longest Field Goals Attempt	54 vs. San Francisco 49ers, Jan 30, 2022 47 at Tampa Bay Buccaneers, Jan 23, 2022 46 vs. Arizona Cardinals, Jan 17, 2022	Field Goal Percentage	75.0 at Tampa Bay Buccaneers, Jan 23, 2022
PATs Made	4 vs. Arizona Cardinals, Jan 17, 2022 3 at Tampa Bay Buccaneers, Jan 23, 2022 ...1 more at 3.	Touchbacks	6 vs. Arizona Cardinals, Jan 17, 2022 5 at Cincinnati Bengals, Feb 13, 2022 4 at Seattle Seahawks, Jan 09, 2021

2019 GAME-BY-GAME REGULAR-SEASON STATISTICS (BUCCANEERS)

DATE	OPPONENT	P	FIELD GOALS				EXTRA POINTS				PTS	W/L	SCORE
			FGM	FGA	PCT	LG	XP	XPA	PCT	BLK			
09/08	49ers	P	1	1	100.0	31	2	2	100.0	0	5	L	17-31
09/12	at Panthers	P	2	3	66.7	40	2	2	100.0	0	8	W	20-14
09/22	Giants	P	4	5	80.0	52	1	3	33.3	1	13	L	31-32
09/29	at Rams	P	2	2	100.0	58	7	7	100.0	0	13	W	55-40
10/06	at Saints	P	1	1	100.0	42	3	3	100.0	0	6	L	24-31
10/13	Panthers	P	1	1	100.0	54	1	1	100.0	0	4	L	26-37
10/27	at Titans	P	3	3	100.0	48	0	0	0.0	0	9	L	23-27
11/03	at Seahawks	P	2	3	66.7	45	4	4	100.0	0	10	L	34-40+
11/10	Cardinals	P	3	3	100.0	45	3	3	100.0	0	12	W	30-27
11/17	Saints	P	1	1	100.0	55	2	2	100.0	0	5	L	17-34
11/24	at Falcons	P	1	1	100.0	32	2	5	40.0	1	5	W	35-22
12/01	at Jaguars	P	2	2	100.0	37	2	2	100.0	0	8	W	28-11
12/08	Colts	P	1	1	100.0	44	5	5	100.0	0	8	W	38-35
12/15	at Lions	P	1	2	50.0	46	5	5	100.0	0	8	W	38-17
12/21	Texans	P	2	3	66.7	50	2	2	100.0	0	8	L	20-23
12/29	Falcons	P	0	3	0.0	0	2	2	100.0	0	2	L	22-28+
2019 TOTALS		16	27	35	77.1	58	43	48	89.6	2	124	7-9	

+ - Overtime

2020 GAME-BY-GAME REGULAR-SEASON STATISTICS (COLTS/RAMS)

DATE	OPPONENT	P	FIELD GOALS				EXTRA POINTS				PTS	W/L	SCORE
			FGM	FGA	PCT	LG	XP	XPA	PCT	BLK			
09/20	Vikings											W	28-11
09/27	Jets											W	36-7
10/04	at Bears											W	19-11
10/11	at Browns											L	23-32
10/18	Bengals											W	31-27
11/01	at Lions											W	41-21
11/08	Ravens											L	10-24
11/12	at Titans											W	34-17
11/23	at Buccaneers	P	2	3	66.7	40	3	3	100.0	0	9	W	27-24
11/29	49ers	P	2	2	100.0	48	2	2	100.0	0	8	L	20-23
12/06	at Cardinals	P	1	2	50.0	39	5	5	100.0	0	8	W	38-28
12/10	Patriots	P	1	1	100.0	35	3	3	100.0	0	6	W	24-3
12/20	Jets	P	2	2	100.0	45	2	2	100.0	0	8	L	20-23
12/27	at Seahawks	P	3	3	100.0	51	0	0	0.0	0	9	L	9-20
01/03	Cardinals	P	3	3	100.0	34	1	1	100.0	0	10	W	18-7
2020 TOTALS		7	14	16	87.5	51	16	16	100.0	0	58	10-5	



@MGtweetymonster



@MGtweetymonster

7

MATT GAY

KICKER



2021 GAME-BY-GAME REGULAR-SEASON STATISTICS (RAMS)

DATE	OPPONENT		FIELD GOALS				EXTRA POINTS				PTS	W/L	SCORE
			FGM	FGA	PCT	LG	XP	XPA	PCT	BLK			
09/12	Bears	P	2	2	100.0	53	4	4	100.0	0	10	W	34-14
09/19	at Colts	P	2	2	100.0	38	3	3	100.0	0	9	W	27-24
09/26	Buccaneers	P	2	2	100.0	48	4	4	100.0	0	10	W	34-24
10/03	Cardinals	P	2	3	66.7	42	2	2	100.0	0	8	L	20-37
10/07	at Seahawks	P	2	2	100.0	47	2	3	66.7	0	8	W	26-17
10/17	at Giants	P	1	1	100.0	32	5	5	100.0	0	8	W	38-11
10/24	Lions	P	2	2	100.0	47	2	2	100.0	0	8	W	28-19
10/31	at Texans	P	1	1	100.0	27	5	5	100.0	0	8	W	38-22
11/07	Titans	P	3	3	100.0	54	1	1	100.0	0	10	L	16-28
11/15	at 49ers	P	1	1	100.0	37	1	1	100.0	0	4	L	10-31
11/28	at Packers	P	2	2	100.0	39	2	2	100.0	0	8	L	28-36
12/05	Jaguars	P	3	3	100.0	44	4	4	100.0	0	13	W	37-7
12/13	at Cardinals	P	3	3	100.0	55	3	3	100.0	0	12	W	30-23
12/21	Seahawks	P	2	2	100.0	55	2	2	100.0	0	8	W	20-10
12/26	at Vikings	P	3	3	100.0	32	3	3	100.0	0	12	W	30-23
01/02	at Ravens	P	0	1	0.0	0	2	2	100.0	0	2	W	20-19
01/09	49ers	P	1	1	100.0	43	3	3	100.0	0	6	L	24-27+
2021 TOTALS	17		32	34	94.1	55	48	49	98.0	0	144	12-5	

+ - Overtime

2022 GAME-BY-GAME REGULAR-SEASON STATISTICS (RAMS)

DATE	OPPONENT		FIELD GOALS				EXTRA POINTS				PTS	W/L	SCORE
			FGM	FGA	PCT	LG	XP	XPA	PCT	BLK			
09/08	Bills	P	1	1	100.0	57	1	1	100.0	0	4	L	10-31
09/18	Falcons	P	1	1	100.0	20	4	4	100.0	0	7	W	31-27
09/25	at Cardinals	P	2	2	100.0	40	2	2	100.0	0	8	W	20-12
10/03	at 49ers	P	3	3	100.0	39	0	0	0.0	0	9	L	9-24
10/09	Cowboys	P	1	2	50.0	29	1	1	100.0	0	4	L	10-22
10/16	Panthers	P	1	1	100.0	21	3	3	100.0	0	6	W	24-10
10/30	49ers	P	0	0	0.0	0	2	2	100.0	0	2	L	14-31
11/06	at Buccaneers	P	2	2	100.0	35	1	1	100.0	0	7	L	13-16
11/13	Cardinals	P	1	1	100.0	36	2	2	100.0	0	5	L	17-27
11/20	at Saints	P	2	2	100.0	58	2	2	100.0	0	8	L	20-27
11/27	at Chiefs	P	1	1	100.0	47	1	1	100.0	0	4	L	10-26
12/04	Seahawks	P	3	3	100.0	54	2	2	100.0	0	11	L	23-27
12/08	Raiders	P	1	2	50.0	55	2	2	100.0	0	5	W	17-16
12/19	at Packers	P	2	2	100.0	55	0	1	0.0	0	6	L	12-24
12/25	Broncos	P	3	3	100.0	55	6	6	100.0	0	15	W	51-14
01/01	at Chargers	P	1	1	100.0	23	1	1	100.0	0	4	L	10-31
01/08	at Seahawks	P	3	3	100.0	45	1	1	100.0	0	10	L	16-19+
2022 TOTALS	17		28	30	93.3	58	31	32	96.9	0	115	5-12	

+ - Overtime

2020 GAME-BY-GAME POSTSEASON STATISTICS (RAMS)

DATE	OPPONENT		FIELD GOALS				EXTRA POINTS				PTS	W/L	SCORE
			FGM	FGA	PCT	LG	XP	XPA	PCT	BLK			
01/09	at Seahawks	P	3	3	100.0	40	3	3	100.0	0	12	W	30-20
01/16	at Packers	P	1	1	100.0	37	1	1	100.0	0	4	L	18-32
2020 TOTALS	2		4	4	100.0	40	4	4	100.0	0	16	1-1	

2021 GAME-BY-GAME POSTSEASON STATISTICS (RAMS)

DATE	OPPONENT		FIELD GOALS				EXTRA POINTS				PTS	W/L	SCORE
			FGM	FGA	PCT	LG	XP	XPA	PCT	BLK			
01/17	Cardinals	P	2	2	100.0	46	4	4	100.0	0	10	W	34-11
01/23	at Buccaneers	P	3	4	75.0	40	3	3	100.0	0	12	W	30-27
01/30	49ers	P	2	3	66.7	40	2	2	100.0	0	8	W	20-17
02/13	at Bengals	P	1	1	100.0	41	2	2	100.0	0	5	W	23-20
2021 TOTALS	4		8	10	80.0	46	11	11	100.0	0	35	4-0	



@MGtweetymonster



@MGtweetymonster

83 KYLEN GRANSON

TIGHT END



KYLEN GRANSON: SELECTED BY THE COLTS IN THE FOURTH ROUND (127TH OVERALL) OF THE 2021 NFL DRAFT.

6-3 • 242 LBS
NFL EXP: 3
(3RD YEAR WITH THE COLTS)
BORN: 3/27/98



COLLEGE:
SMU

4TH-AND-SHORT

- In his first two seasons, he saw action in 30 games (four starts) and recorded 42 receptions for 408 yards.
- He created his own foundation, KG's Kids, to help spread his love of reading to kids.
- Holds the SMU school record for the most career receiving touchdowns (14) by a tight end and finished his career at SMU second in receptions (78) and receiving yards (1,257) by a tight end.
- In 2020, he garnered First Team All-AAC honors.
- Held the last name of Skonning until his senior season of college, when he took the last name of his stepdad, David Granson.

DOWN THE STRETCH

What is on your bucket list: Skydiving, drive a monster truck

Do you have any nicknames: KG, Granny

Do you have any hidden talents: I can do moderately accurate impersonations

What is one thing you can't live without: Food

Who was your favorite athlete growing up: Walter Payton, Brian Urlacher

What are your hobbies off the field: Reading, video games and napping



@theKCG18

@k_granson18

83 KYLEN GRANSON

TIGHT END



KG'S KIDS

When Granson was little, he loved playing video games so his mom cut him a deal. For every minute he spent reading a book, he could earn an equal amount of time to play video games. It was supposed to be a form of discipline, but it led to Granson starting to enjoy reading instead of dreading it. It developed into a passion of his, and he created his own 501 (c) (3) to help spread his love of reading to kids. KG's Kids works to expose students to the importance of reading by providing opportunities and supplies to help support student's reading careers. The foundation has donated books to classrooms, helped teachers build racially inclusive classroom libraries, and delivered backpacks to students with materials inside that keep students engaged with reading over the summer.



NFL HIGHLIGHTS

- In two seasons with the Colts (2021-22), he has appeared in 30 games (four starts) and has recorded 42 receptions for 408 yards.
- In 2022, he saw action in 13 games (four starts) and compiled 31 receptions for 302 yards. He also returned one kickoff for 15 yards. Made his first career start in Week 2 at Jacksonville. In Week 4 vs. Tennessee, he compiled a single-game career-high 62 receiving yards on four receptions.
- Played in all 17 games in 2021 and tallied 11 receptions for 106 yards.

COLLEGE HIGHLIGHTS

- Appeared in 41 total games (30 starts) at SMU (2019-20) and Rice (2016-17) and recorded 129 receptions for 1,879 yards and 16 touchdowns. Holds the SMU school record for the most career receiving touchdowns (14) by a tight end. Finished his career at SMU second in receptions (78) and receiving yards (1,257) by a tight end.
- In 2020, he earned First Team All-AAC honors and was named to Dave Campbell's All-Texas College Second Team after he started all 10 games and recorded 35 receptions for 536 yards and a team-high five touchdowns. His yards per reception (15.31) ranked 10th in the AAC. At Temple, he registered six receptions for a single-game career-high 149 yards and one touchdown.
- As a junior at SMU, he was named Second Team All-AAC after he started all 13 games and tallied 43 receptions for 721 yards and nine touchdowns (a single-season career high by an SMU tight end). Also added

COLLEGE HIGHLIGHTS CONT...

two carries for 11 yards. Selected to Dave Campbell's All Texas College Offense. His nine receiving touchdowns were the 10th-most in a single season in school history. Tallied four consecutive games with a touchdown reception.

- Sat out the 2018 season due to NCAA transfer rules.
- In 2017 at Rice, he appeared in 10 games (five starts) and recorded 18 receptions for 241 yards as well as six carries for 51 yards.
- As a true freshman, he competed in eight games (two starts) and accumulated 33 receptions for a team-high 381 yards and two touchdowns. Also contributed 41 yards on four carries. His 33 receptions ranked second on the team.

PERSONAL

- Attended Westlake High School in Austin, Texas and tallied 48 receptions for 739 yards and 11 touchdowns during his career.
- Was high school teammates with fellow 2021 Colts draft pick Sam Ehlinger.
- As a senior, he earned second team all-district honors after he recorded 39 receptions for 630 yards and 10 touchdowns while also rushing for 100 yards after missing the first seven games of the season.
- Qualified for regionals in the 4x200 relay in track.
- Garnered academic all-state honorable mention honors.
- Participated in the NFL's My Cause My Cleats initiative and represented KG's Kids (2021-22).
- Was a member of FCA and the National Honor Society.
- Held the last name of Skonning until his senior season of college, when he took the last name of his stepdad, David Granson.
- Grew up in Austin, Texas.



@theKCG18



@k_granson18

83

KYLEN GRANSON

TIGHT END



KYLEN GRANSON'S - NFL REGULAR SEASON STATISTICS

DATE	TEAM	GP	GS	RECEIVING					RUSHING				
				NO.	YDS.	AVG.	LG	TD	NO.	YDS.	AVG.	LG	TD
2021	Colts	17	0	11	106	9.6	27	0	0	0	0.0	0	0
2022	Colts	13	4	31	302	9.7	32	0	1	0	0.0	0	0
TOTALS		30	4	42	408	9.7	32	0	1	0	0.0	0	0

KYLEN GRANSON'S - NFL REGULAR SEASON STATISTICS

DATE	TEAM	KICKOFF RETURNS					PUNT RETURNS					
		RET.	YDS.	AVG.	LG	TD	NO.	FC	YDS.	AVG.	LG	TD
2021	Colts	0	0	0.0	0	0	0	0	0	0.0	0	0
2022	Colts	1	15	15.0	15	0	0	0	0	0.0	0	0
TOTALS		1	15	15.0	15	0	0	0	0	0.0	0	0

SINGLE-GAME HIGHS: RUSHING/RECEIVING

Receptions	4 at Dallas Cowboys, Dec 04, 2022 ...3 more at 4.	Longest Receptions	32 at Las Vegas Raiders, Nov 13, 2022 27 vs. New York Jets, Nov 04, 2021 21 at Minnesota Vikings, Dec 17, 2022
Receiving Yards	62 vs. Tennessee Titans, Oct 02, 2022 57 at Las Vegas Raiders, Nov 13, 2022 38 vs. Jacksonville Jaguars, Oct 16, 2022	All-Purpose Yards	62 vs. Tennessee Titans, Oct 02, 2022 57 at Las Vegas Raiders, Nov 13, 2022 38 vs. Jacksonville Jaguars, Oct 16, 2022
Receiving Average	15.5 vs. Tennessee Titans, Oct 02, 2022 14.3 at Las Vegas Raiders, Nov 13, 2022 9.5 vs. Jacksonville Jaguars, Oct 16, 2022	Longest Kickoff Return	15 at Jacksonville Jaguars, Sep 18, 2022

2021 GAME-BY-GAME REGULAR-SEASON STATISTICS (COLTS)

DATE	OPPONENT	P/S	RECEIVING					RUSHING					W/L	SCORE
			NO.	YDS.	AVG.	LG	TD	NO.	YDS.	AVG.	LG	TD		
09/12	Seahawks	P	0	0	0.0	0	0	0	0	0.0	0	0	L	16-28
09/19	Rams	P	0	0	0.0	0	0	0	0	0.0	0	0	L	24-27
09/26	at Titans	P	0	0	0.0	0	0	0	0	0.0	0	0	L	16-25
10/03	at Dolphins	P	1	3	3.0	3	0	0	0	0.0	0	0	W	27-17
10/11	at Ravens	P	2	19	9.5	15	0	0	0	0.0	0	0	L	25-31+
10/17	Texans	P	0	0	0.0	0	0	0	0	0.0	0	0	W	31-3
10/24	at 49ers	P	0	0	0.0	0	0	0	0	0.0	0	0	W	30-18
10/31	Titans	P	1	0	0.0	0	0	0	0	0.0	0	0	L	31-34+
11/04	Jets	P	1	27	27.0	27	0	0	0	0.0	0	0	W	45-30
11/14	Jaguars	P	1	15	15.0	15	0	0	0	0.0	0	0	W	23-17
11/21	at Bills	P	1	8	8.0	8	0	0	0	0.0	0	0	W	41-15
11/28	Buccaneers	P	2	22	11.0	15	0	0	0	0.0	0	0	L	31-38
12/05	at Texans	P	1	6	6.0	6	0	0	0	0.0	0	0	W	31-0
12/18	Patriots	P	0	0	0.0	0	0	0	0	0.0	0	0	W	27-17
12/25	at Cardinals	P	1	6	6.0	6	0	0	0	0.0	0	0	W	22-16
01/02	Raiders	P	0	0	0.0	0	0	0	0	0.0	0	0	L	20-23
01/09	at Jaguars	P	0	0	0.0	0	0	0	0	0.0	0	0	L	11-26
2021 TOTALS		17-0	11	106	9.6	27	0	0	0	0.0	0	0	9-8	

+ - Overtime



@theKCG18



@k_granson18

83**KYLEN GRANSON****TIGHT END****2022 GAME-BY-GAME REGULAR-SEASON STATISTICS (COLTS)**

DATE	OPPONENT	P/S	RECEIVING					RUSHING					W/L/T	SCORE	
			NO.	YDS.	AVG.	LG	TD	NO.	YDS.	AVG.	LG	TD			
09/11	at Texans	P	3	22	7.3	12	0	0	0	0.0	0	0	0	T	20-20
09/18	at Jaguars	S	2	14	7.0	8	0	0	0	0.0	0	0	0	L	0-24
09/25	Chiefs	S	2	7	3.5	5	0	0	0	0.0	0	0	0	W	20-17
10/02	Titans	P	4	62	15.5	20	0	0	0	0.0	0	0	0	L	17-24
10/06	at Broncos	P	1	16	16.0	16	0	0	0	0.0	0	0	0	W	12-9+
10/16	Jaguars	S	4	38	9.5	17	0	0	0	0.0	0	0	0	W	34-27
10/23	at Titans	P	1	6	6.0	6	0	0	0	0.0	0	0	0	L	10-19
10/30	Commanders	P	3	11	3.7	15	0	0	0	0.0	0	0	0	L	16-17
11/06	at Patriots	P	0	0	0.0	0	0	1	0	0.0	0	0	0	L	3-26
11/13	at Raiders	P	4	57	14.3	32	0	0	0	0.0	0	0	0	W	25-20
11/20	Eagles	P	1	16	16.0	16	0	0	0	0.0	0	0	0	L	16-17
11/28	Steelers							INACTIVE						L	17-24
12/04	at Cowboys	S	4	19	4.8	9	0	0	0	0.0	0	0	0	L	19-54
12/17	at Vikings	P	2	34	17.0	21	0	0	0	0.0	0	0	0	L	36-39+
12/26	Chargers							INACTIVE						L	3-20
01/01	at Giants							INACTIVE						L	10-38
01/08	Texans							INACTIVE						L	31-32
2022 TOTALS		13-4	31	302	9.7	32	0	1	0	0.0	0	0	0	4-12-1	

+ - Overtime



@theKCG18



@k_granson18

64 ARLINGTON HAMBRIGHT

GUARD



ARLINGTON HAMBRIGHT:
ORIGINALLY SIGNED TO THE COLTS
PRACTICE SQUAD ON SEPTEMBER 1, 2022.

6-5 • 300 LBS
NFL EXP: 2
(2ND YEAR WITH THE COLTS)
BORN: 1/30/96



COLLEGE:
COLORADO

4TH-AND-SHORT


- In his first three seasons, he appeared in nine games (one start) in his time with the Colts (2022) and Bears (2020-21).
- Spent his collegiate career at Colorado (2019), Oklahoma State (2017-18) and Garden City Community College (2015-16).
- Won the 2016 NJCAA National Championship.

NFL HIGHLIGHTS

- Has appeared in nine games (one start) in his time with the Colts (2022) and Chicago Bears (2020-21).
- Spent most of the 2022 season on the Colts practice squad.
- In 2021, he spent the majority of the season on Chicago's practice squad.
- As a rookie, he saw action in nine games (one start) and helped lead the way for David Montgomery to rush for over 1,000 yards.

COLLEGE HIGHLIGHTS

- Started all 16 games he appeared in at Colorado (2019) and Oklahoma State (2017-18). Also attended Garden City Community College from 2015-16.
- In 2019, he started 11 games and was named Pac-12 Offensive Lineman of the Week against Stanford.
- As a redshirt senior, he started five games at Oklahoma State. In those five games, the Cowboys averaged 43.3 points per game, 537.8 yards per game of total offense including 220.7 rushing yards per game.
- Redshirted the 2017 season.
- In 2016, he played for Garden City Community College and helped the team to an 11-0 record and led them to the NJCAA National Championship. The team averaged 194.8 rushing yards per game.
- As a freshman at Garden City CC, he was a part of an offense that averaged 321.2 yards per game. He also saw action on the defensive line.





PERSONAL

- Attended Belleville (Mich.) High School.
- Was rated at the No. 34 JUCO prospect by *Rivals*.
- As a senior, he played both offensive and defensive line in high school.
- Also competed in basketball.
- Graduated from Oklahoma State and pursued a graduate's degree from Colorado.
- A native of Ypsilanti, Mich.

ADDITIONAL TRANSACTIONS

- Signed by Indianapolis to a reserve/future contract on January 9, 2023.
- Signed to the Colts practice squad on September 20, 2022.
- Released from the Indianapolis practice squad on September 13, 2022
- Signed to the Colts practice squad on September 1, 2022.
- Waived by the New England Patriots on August 30, 2022.
- Signed by the Patriots to a reserve/future contract on January 18, 2022.
- Signed to the Chicago Bears practice squad on October 25, 2021.
- Signed to the Bears active roster from the practice squad on October 24, 2021.
- Signed to the Chicago practice squad on September 1, 2022.
- Waived by the Bears on August 31, 2022
- Selected by Chicago in the seventh round (226th overall) in the 2020 NFL Draft.

ARLINGTON HAMBRIGHT'S - NFL REGULAR SEASON STATISTICS

DATE	TEAM	GP	GS
2020	Bears	9	1
2021	Bears	0	0
2022	Patriots	0	0
Went from New England to Indianapolis .			
2022	Colts	0	0
2022	TOTAL	0	0
TOTALS		9	1

ARLINGTON HAMBRIGHT'S - NFL POSTSEASON STATISTICS

DATE	TEAM	GP	GS
2020	Bears	1	0
TOTALS		1	0



2020 GAME-BY-GAME REGULAR-SEASON STATISTICS (BEARS)

DATE	OPPONENT	P/S		W/L	SCORE
09/13	at Lions		ON INACTIVE LIST	W	27-23
09/20	Giants		ON INACTIVE LIST	W	17-13
09/27	at Falcons		ON INACTIVE LIST	W	30-26
10/04	Colts		ON INACTIVE LIST	L	11-19
10/08	Buccaneers		ON INACTIVE LIST	W	20-19
10/18	at Panthers		ON INACTIVE LIST	W	23-16
10/26	at Rams		ON INACTIVE LIST	L	10-24
11/01	Saints	P		L	23-26+
11/08	at Titans	S		L	17-24
11/16	Vikings	P		L	13-19
11/29	at Packers	P		L	25-41
12/06	Lions	P		L	30-34
12/13	Texans	P		W	36-7
12/20	at Vikings	P		W	33-27
12/27	at Jaguars	P		W	41-17
01/03	Packers	P		L	16-35
2020 TOTALS		9-1		8-8	

+ - Overtime

2021 GAME-BY-GAME REGULAR-SEASON STATISTICS (BEARS)

DATE	OPPONENT	P/S		W/L	SCORE
09/12	at Rams		PRACTICE SQUAD	L	14-34
09/19	Bengals		PRACTICE SQUAD	W	20-17
09/26	at Browns		PRACTICE SQUAD	L	6-26
10/03	Lions		PRACTICE SQUAD	W	24-14
10/10	at Raiders		PRACTICE SQUAD	W	20-9
10/17	Packers		PRACTICE SQUAD	L	14-24
10/24	at Buccaneers		PRACTICE SQUAD	L	3-38
10/31	49ers		PRACTICE SQUAD	L	22-33
11/08	at Steelers		PRACTICE SQUAD	L	27-29
11/21	Ravens		PRACTICE SQUAD	L	13-16
11/25	at Lions		PRACTICE SQUAD	W	16-14
12/05	Cardinals		PRACTICE SQUAD	L	22-33
12/12	at Packers		PRACTICE SQUAD	L	30-45
12/20	Vikings		PRACTICE SQUAD	L	9-17
12/26	at Seahawks		PRACTICE SQUAD	W	25-24
01/02	Giants		PRACTICE SQUAD	W	29-3
01/09	at Vikings		PRACTICE SQUAD	L	17-31
2021 TOTALS		0-0		6-11	

2022 GAME-BY-GAME REGULAR-SEASON STATISTICS (PATRIOTS/COLTS)

DATE	OPPONENT	P/S		W/L	SCORE
09/11	at Dolphins		DID NOT PLAY Went from Patriots to Colts .	L	7-20
09/18	at Jaguars		NOT ON ROSTER	L	0-24
09/25	Chiefs		PRACTICE SQUAD	W	20-17
10/02	Titans		PRACTICE SQUAD	L	17-24
10/06	at Broncos		PRACTICE SQUAD	W	12-9+
10/16	Jaguars		PRACTICE SQUAD	W	34-27
10/23	at Titans		PRACTICE SQUAD	L	10-19
10/30	Commanders		PRACTICE SQUAD	L	16-17
11/06	at Patriots		PRACTICE SQUAD	L	3-26
11/13	at Raiders		PRACTICE SQUAD	W	25-20
11/20	Eagles		PRACTICE SQUAD	L	16-17
11/28	Steelers		PRACTICE SQUAD	L	17-24
12/04	at Cowboys		PRACTICE SQUAD	L	19-54
12/17	at Vikings		PRACTICE SQUAD	L	36-39+
12/26	Chargers		PRACTICE SQUAD	L	3-20
01/01	at Giants		PRACTICE SQUAD	L	10-38
01/08	Texans		PRACTICE SQUAD	L	31-32
2022 TOTALS		0-0		4-13	

+ - Overtime



64

ARLINGTON HAMBRIGHT

GUARD



2020 GAME-BY-GAME POSTSEASON STATISTICS (BEARS)

DATE	OPPONENT	P/S	W/L	SCORE
01/10	at Saints	P	L	9-21
2020 TOTALS			0-1	

3

LUCAS HAVRISIK

KICKER
(HAVE-rub-siek)



LUCAS HAVRISIK: ORIGINALLY SIGNED TO THE COLTS PRACTICE SQUAD ON SEPTEMBER 13, 2022.

6-2 • 187 LBS

NFL EXP: 1

(2ND YEAR WITH THE COLTS)

BORN: 9/29/99



**COLLEGE:
ARIZONA**

4TH-AND-SHORT

- In his first season, he spent time on the Colts practice squad.
- Collegiately, he played in 54 career games at Arizona (2017-21) and converted 34-of-53 field goals and 73 extra points for 175 points. Havrisik also handled kickoff duties and compiled 232 touchbacks.
- Has the Arizona school record for longest field goal (57 yards).
- Earned All-Pac-12 honorable mention recognition in 2020 and 2021.

DOWN THE STRETCH

What's on your bucket list: Play golf at Augusta National.

What is your nickname: Lukicks

What is the best advice you've been given: You have to fail to succeed.

Who is your favorite artist: Drake

What is your favorite food: Steak

What is your favorite vacation spot: Anywhere with a beach.

What are your pet peeves: When people bite silverware when they are eating.

Do you have any hidden talents: Juggling, wiggling my ears

Who was your favorite athlete growing up: Ronaldinho Gaúcho/Michael Jordan

What are your hobbies off the field: Golf, bowling, fishing and video games



@Lukicks43



@lucas_havrisik



NFL HIGHLIGHTS

- Spent time on the Colts practice squad in 2022.

COLLEGE HIGHLIGHTS

- Appeared in 54 career games at Arizona (2017-21) and converted 34-of-53 field goals (64 percent) and 73 extra points for 175 points. He also handled kickoff duties and compiled 232 touchbacks.
- As a senior, he earned All-Pac-12 honorable mention honors in 2021 after he appeared in 12 games and converted 9-of-14 field goals (64.3 percent) and 3-of-3 extra points (100 percent). He hit a school-record 57-yard field goal against Utah.
- In 2020, he saw action in five games and made 6-of-7 field goals (85.7 percent) and 8-of-9 extra points (88.8 percent).
- As a sophomore, he competed in 12 games and converted 10-of-17 field goals (58.8 percent). He also handled kickoffs and registered 46 touchbacks.
- In 2018, he saw action in all 12 games and made 6-of-11 field goals (54.5 percent), 22-of-24 extra points (91.6 percent) and also added 60 touchbacks on kickoffs.
- As a true freshman, he went 3-of-4 (75 percent) and 2-of-2 on extra points (100 percent). Also registered 63 touchbacks on kickoffs.

PERSONAL

- Attended Norco (Calif.) High School.
- In 2017, he was voted the team's most valuable player as the kicker and punter. He converted 11-of-16 field goals (69 percent).
- He holds the school records for longest field goal, most field goals in a season and most touchbacks.
- Also competed in soccer and volleyball.
- Majored in literacy learning and leadership.
- Last name is pronounced HAVE-ruh-sick.
- A native of Riverside, Calif.

ADDITIONAL TRANSACTIONS

- Signed by the Colts to a reserve/future contract on January 10, 2023.
- Released from the Colts practice squad on September 20, 2022
- Signed to the Colts practice squad on September 13, 2022.

2022 GAME-BY-GAME REGULAR-SEASON STATISTICS (COLTS)

DATE	OPPONENT	FIELD GOALS			LG	EXTRA POINTS			BLK	PTS	W/L	SCORE
		FGM	FGA	PCT		XP	XPA	PCT				
09/18	at Jaguars										L	0-24
09/25	Chiefs										W	20-17
10/02	Titans										L	17-24
10/06	at Broncos										W	12-9+
10/16	Jaguars										W	34-27
10/23	at Titans										L	10-19
10/30	Commanders										L	16-17
11/06	at Patriots										L	3-26
11/13	at Raiders										W	25-20
11/20	Eagles										L	16-17
11/28	Steelers										L	17-24
12/04	at Cowboys										L	19-54
12/17	at Vikings										L	36-39+
12/26	Chargers										L	3-20
01/01	at Giants										L	10-38
01/08	Texans										L	31-32
2022 TOTALS		0	0	0.0	0	0	0.0	0	0	0	4-12	

+ - Overtime



35 DEON JACKSON

RUNNING BACK



DEON JACKSON: ORIGINALLY SIGNED BY THE COLTS AS AN UNDRAFTED FREE AGENT ON MAY 6, 2021.

5-11 • 216 LBS
NFL EXP: 3
(3RD YEAR WITH THE COLTS)
BORN: 2/18/99

D COLLEGE:
DUKE

4TH-AND-SHORT

- In his first two seasons, he saw action in 25 games (two starts) and compiled 81 carries for 267 yards and two touchdowns as well as 30 receptions for 209 yards and one touchdown..
- Ranks sixth in Duke history in career rushing attempts and rushing yards.
- His father played running back at The Citadel (1996-99) and his mother earned All-America honors as a track athlete at Miami (FL).

NFL HIGHLIGHTS

- In two seasons with the Colts (2021-22), he has competed in 25 games (two starts) and has recorded 81 carries for 267 yards and two touchdowns as well as 30 receptions for 209 yards and one touchdown.
- In 2022, he appeared in 16 games (two starts) and tallied 68 carries for 236 yards and one touchdown as well as 30 receptions for 209 yards and one touchdown. In Week 5 at Denver, he led the team in rushing with 62 yards on 13 carries. In Week 6 vs. Jacksonville, he recorded his first career start and led the team in rushing with 12 carries for 42 yards and one touchdown. He also tallied single-game career-highs in receptions (10) and receiving yards (79). He and Michael Pittman Jr. ended the game with 10-plus receptions each. It marked the first time two Colts players have accomplished that feat since Reggie Wayne and Jacob Tamme in Week 9 of 2010 at Philadelphia. In Week 18 vs. Houston, he led the team in receiving with six receptions for 75 yards. He also added eight carries for 35 yards.
- Appeared in nine games and tallied 13 carries for 31 yards and one touchdown.



@deon_jackson4

@djack.25

35 DEON JACKSON

RUNNING BACK



COLLEGE HIGHLIGHTS

- Appeared in 48 games (31 starts) at Duke (2017-20) and registered 526 carries for 2,267 yards and 18 touchdowns as well as 61 receptions for 534 yards and four touchdowns. He finished sixth in school history in career rushing attempts and rushing yards.
- As a senior team captain, he started all 11 games and tallied 161 carries for 682 yards and five touchdowns. He also added 10 receptions for 85 yards. He completed one pass for a 29-yard touchdown.
- In 2019, he recorded a team-high 641 yards on 172 carries with six touchdowns while also adding 21 receptions for 192 yards and two touchdowns. He also contributed 70 yards on three kickoff returns.
- As a sophomore, he earned Second Team All-ACC honors after he saw action in 13 games (eight starts) and totaled 161 carries for a team-high 847 yards and seven touchdowns. Also contributed 26 receptions for 253 yards and two touchdowns. On special teams, he returned 23 kickoffs for 502 yards. His rushing yards ranked 10th in single-season school history. At Pittsburgh, he set the Duke single-game record with 403 all-purpose yards (162 rushing, 89 receiving and 152 kickoff return).
- In 2017, he competed in 12 games and tallied 97 yards on 32 carries. Added four receptions for four yards as well as two kickoffs for 39 yards.

PERSONAL

- Attended Pace Academy in Atlanta.
- As a junior, he led the team to the 2015 state championship after he rushed for 1,562 yards and 10 touchdowns.
- Ranked a three-star prospect by ESPN, *Rivals* and *Scout*.
- Also played basketball.
- Participated in the NFL's My Cause My Cleats initiative and represented Kicking The Stigma (2021) and the National Breast Cancer Foundation (2022).
- His father played running back at The Citadel (1996-99) and his mother earned All-America honors as a track athlete at Miami (FL).
- His brother, DarQuez, played wide receiver at Presbyterian College (2014-17).
- A native of Atlanta.

ADDITIONAL TRANSACTIONS

- Re-signed by the Colts on January 9, 2023.
- Signed to the Indianapolis active roster from the practice squad on November 1, 2021.
- Signed to the Colts practice squad on November 1, 2021.
- Signed to the Indianapolis active roster from the practice squad on October 30, 2021.
- Signed to the Colts practice squad on September 1, 2021.
- Waived by Indianapolis on August 31, 2021.
- Signed by the Colts as an undrafted free agent on May 6, 2021.



@deon_jackson4



@djack.25

35 DEON JACKSON

RUNNING BACK



DEON JACKSON'S - NFL REGULAR SEASON STATISTICS

DATE	TEAM	GP	GS	RUSHING					RECEIVING				
				NO.	YDS.	AVG.	LG	TD	NO.	YDS.	AVG.	LG	TD
2021	Colts	9	0	13	31	2.4	10	1	0	0	0.0	0	0
2022	Colts	16	2	68	236	3.5	17	1	30	209	7.0	27	1
TOTALS		25	2	81	267	3.3	17	2	30	209	7.0	27	1

DEON JACKSON'S - NFL REGULAR SEASON STATISTICS

DATE	TEAM	KICKOFF RETURNS					PUNT RETURNS					
		RET.	YDS.	AVG.	LG	TD	NO.	FC	YDS.	AVG.	LG	TD
2021	Colts	0	0	0.0	0	0	0	0	0	0.0	0	0
2022	Colts	0	0	0.0	0	0	0	0	0	0.0	0	0
TOTALS		0	0	0.0	0	0	0	0	0	0.0	0	0

SINGLE-GAME HIGHS: RUSHING/RECEIVING

Rush Attempts	13 at Minnesota Vikings, Dec 17, 2022 ...1 more at 13.	Receiving Yards	79 vs. Jacksonville Jaguars, Oct 16, 2022 75 vs. Houston Texans, Jan 08, 2023 29 at Denver Broncos, Oct 06, 2022
Rushing Yards	62 at Denver Broncos, Oct 06, 2022 55 at Minnesota Vikings, Dec 17, 2022 42 vs. Jacksonville Jaguars, Oct 16, 2022	Receiving Average	12.5 vs. Houston Texans, Jan 08, 2023 7.9 vs. Jacksonville Jaguars, Oct 16, 2022 7.3 at Denver Broncos, Oct 06, 2022
Rushing Average	4.8 at Denver Broncos, Oct 06, 2022 4.4 vs. Houston Texans, Jan 08, 2023 4.2 at Minnesota Vikings, Dec 17, 2022	Longest Receptions	27 vs. Houston Texans, Jan 08, 2023 22 vs. Jacksonville Jaguars, Oct 16, 2022 21 at Denver Broncos, Oct 06, 2022
Longest Runs	17 at Denver Broncos, Oct 06, 2022 16 at Minnesota Vikings, Dec 17, 2022 13 vs. Houston Texans, Jan 08, 2023 ...1 more at 13.	All-Purpose Yards	121 vs. Jacksonville Jaguars, Oct 16, 2022 110 vs. Houston Texans, Jan 08, 2023 91 at Denver Broncos, Oct 06, 2022
Rushing TDs	1 vs. Jacksonville Jaguars, Oct 16, 2022 ...1 more at 1.	Most TDs	1 at Minnesota Vikings, Dec 17, 2022 ...2 more at 1.
Receptions	10 vs. Jacksonville Jaguars, Oct 16, 2022 6 vs. Houston Texans, Jan 08, 2023 4 vs. Philadelphia Eagles, Nov 20, 2022 ...1 more at 4.		

2021 GAME-BY-GAME REGULAR-SEASON STATISTICS (COLTS)

DATE	OPPONENT	P/S	RUSHING					RECEIVING					W/L	SCORE
			NO.	YDS.	AVG.	LG	TD	NO.	YDS.	AVG.	LG	TD		
09/12	Seahawks												L	16-28
09/19	Rams												L	24-27
09/26	at Titans												L	16-25
10/03	at Dolphins												W	27-17
10/11	at Ravens												L	25-31+
10/17	Texans												W	31-3
10/24	at 49ers												W	30-18
10/31	Titans	P	0	0	0.0	0	0	0	0	0.0	0	0	L	31-34+
11/04	Jets	P	0	0	0.0	0	0	0	0	0.0	0	0	W	45-30
11/14	Jaguars	P	0	0	0.0	0	0	0	0	0.0	0	0	W	23-17
11/21	at Bills	P	6	12	2.0	4	0	0	0	0.0	0	0	W	41-15
11/28	Buccaneers	P	0	0	0.0	0	0	0	0	0.0	0	0	L	31-38
12/05	at Texans	P	6	19	3.2	10	1	0	0	0.0	0	0	W	31-0
12/18	Patriots	P	0	0	0.0	0	0	0	0	0.0	0	0	W	27-17
12/25	at Cardinals	P	0	0	0.0	0	0	0	0	0.0	0	0	W	22-16
01/02	Raiders	P	1	0	0.0	0	0	0	0	0.0	0	0	L	20-23
01/09	at Jaguars												L	11-26
2021 TOTALS		9-0	13	31	2.4	10	1	0	0	0.0	0	0	9-8	

+ - Overtime

35 DEON JACKSON

RUNNING BACK



2022 GAME-BY-GAME REGULAR-SEASON STATISTICS (COLTS)

DATE	OPPONENT	P/S	RUSHING					RECEIVING					W/L/T	SCORE
			NO.	YDS.	AVG.	LG	TD	NO.	YDS.	AVG.	LG	TD		
09/11	at Texans	P	0	0	0.0	0	0	0	0	0.0	0	0	T	20-20
09/18	at Jaguars	P	2	-3	-1.5	1	0	0	0	0.0	0	0	L	0-24
09/25	Chiefs	P	0	0	0.0	0	0	0	0	0.0	0	0	W	20-17
10/02	Titans	P	0	0	0.0	0	0	0	0	0.0	0	0	L	17-24
10/06	at Broncos	P	13	62	4.8	17	0	4	29	7.3	21	0	W	12-9+
10/16	Jaguars	S	12	42	3.5	11	1	10	79	7.9	22	0	W	34-27
10/23	at Titans	P	2	3	1.5	4	0	0	0	0.0	0	0	L	10-19
10/30	Commanders	P	1	-4	-4.0	-4	0	0	0	0.0	0	0	L	16-17
11/06	at Patriots	S	11	23	2.1	5	0	2	13	6.5	8	0	L	3-26
11/13	at Raiders						INACTIVE					W	25-20	
11/20	Eagles	P	1	7	7.0	7	0	4	3	0.8	5	0	L	16-17
11/28	Steelers	P	0	0	0.0	0	0	0	0	0.0	0	0	L	17-24
12/04	at Cowboys	P	2	6	3.0	5	0	0	0	0.0	0	0	L	19-54
12/17	at Vikings	P	13	55	4.2	16	0	1	1	1.0	1t	1	L	36-39+
12/26	Chargers	P	0	0	0.0	0	0	3	9	3.0	12	0	L	3-20
01/01	at Giants	P	3	10	3.3	4	0	0	0	0.0	0	0	L	10-38
01/08	Texans	P	8	35	4.4	13	0	6	75	12.5	27	0	L	31-32
2022 TOTALS		16-2	68	236	3.5	17	1	30	209	7.0	27	1	4-12-1	

+ - Overtime

93 ERIC JOHNSON II

DEFENSIVE TACKLE



ERIC JOHNSON II: SELECTED BY THE COLTS IN THE FIFTH ROUND (159TH OVERALL) OF THE 2022 NFL DRAFT.

6-4 · 299 LBS
NFL EXP: 2
(2ND YEAR WITH THE COLTS)
BORN: 7/16/98



COLLEGE:
MISSOURI STATE



**J
O
H
N
S
O
N**

4TH-AND-SHORT

- In his rookie season, he appeared in 14 games and compiled three tackles (one solo) and one fumble recovery.
- Was named Second Team All-Missouri Valley Football Conference twice in his career (2020, 2021).
- His father, Eric Johnson, was an All-MVFC defensive lineman at Illinois State in 1996 and participated in training camp with the New York Jets in 1997. He played professionally in the CFL, XFL and indoor football league for 10 seasons.

FOLLOWING DAD'S LEAD

Eric Johnson II's father gave him the blueprint for a successful football career. Eric Johnson was an All-MVFC defensive lineman at Illinois State in 1996 and participated in training camp with the New York Jets in 1997. He played professionally in the CFL, XFL and Indoor Football League for 10 seasons. Johnson II earned all-conference honors as a junior in high school, but saw his production soar after his dad decided to join the coaching staff and coach him and the defensive line. Johnson II took all of his dad's advice and finished with 17.0 sacks en route to an opportunity at Missouri State and then becoming the first defensive player selected in the NFL Draft in school history.

NFL HIGHLIGHTS

- In 2022, he appeared in 14 games and compiled three tackles (one solo) and one fumble recovery.

93 ERIC JOHNSON II

DEFENSIVE TACKLE



COLLEGE HIGHLIGHTS

- Appeared in 55 games (47 starts) at Missouri State (2016-21) and compiled 131 tackles (56 solo), 19.5 tackles for loss, 6.5 sacks, two forced fumbles, three fumble recoveries, two passes defended, two blocked field goals and two blocked extra points. Played in a school-record 55 consecutive games as a five-year starter.
- In 2021, he earned Second Team All-MVFC honors after he started all 12 games and compiled 43 tackles (19 solo), 6.5 tackles for loss, 1.5 sacks, two passes defended, one forced fumble, one fumble recovery and two blocked extra points.
- Started 10 games in 2020 and registered 27 tackles (15 solo), 6.0 tackles for loss, 1.5 sacks, one fumble recovery and one blocked field goal. Earned Second Team All-MVFC honors.
- In 2019, he played in all 11 games (seven starts) and finished with 18 tackles (three solo).
- Saw action in all 11 games (nine starts) in 2018 and registered 25 tackles (13 solo), 4.0 tackles for loss, 2.5 sacks, one forced fumble, one fumble recovery and one blocked field goal.
- In 2017, he played in all 11 games (nine starts) and tallied 18 tackles (six solo), 3.0 tackles for loss and 1.0 sack.
- Redshirted the 2016 season.

PERSONAL

- Attended Plainfield South (Ill.) High School.
- Compiled 29.0 tackles for loss and 17.0 sacks for the Cougars en route to earning his second straight all-conference recognition in 2015.
- Successful wrestler, who finished second at the 2015 IHSA Class 3A state tournament and carried the top ranking in his weight class into his senior year.
- Also lettered in track.
- Participated in the NFLPA Collegiate Bowl and Senior Bowl.
- His father, Eric Johnson, was an All-MVFC defensive lineman at Illinois State in 1996 and participated in training camp with the New York Jets in 1997. He played professionally in the CFL, XFL and Indoor Football League for 10 seasons.
- His younger brother, Marcellus played offensive line at Eastern Michigan (2018-22).
- Born in Normal, Ill. and raised in Plainfield, Ill.

ERIC JOHNSON II'S - NFL REGULAR SEASON STATISTICS

DATE	TEAM	GP	GS	TACKLES							INTERCEPTIONS					FUMBLES				ST				MISC			
				TK	S	A	TFL	YDS	SK	YDS	QBH	NO	YDS	LG	TD	PD	FF	FR	TD	YDS	TK	S	A	FF	FR	S	A
2022	Colts	14	0	3	1	2	0	0	0.0	0.0	0	0	0	0	0	0	1	0	0	0	0	0	0	0	0	0	0
TOTALS		14	0	3	1	2	0	0	0.0	0.0	0	0	0	0	0	0	1	0	0	0	0	0	0	0	0	0	0

SINGLE-GAME HIGHS: DEFENSIVE

Total Tackles

2 vs. Pittsburgh Steelers, Nov 28, 2022
 1 at Las Vegas Raiders, Nov 13, 2022

93

ERIC JOHNSON II

DEFENSIVE TACKLE



2022 GAME-BY-GAME REGULAR-SEASON STATISTICS (COLTS)

DATE	OPPONENT	P/S	TACKLES							INTERCEPTIONS					FUMBLES				ST					MISC		SCORE		
			TK	S	A	SK	YDS	TFL	YDS	QBH	NO	YDS	LG	TD	PD	FF	FR	TD	YDS	TK	S	A	FF	FR	S		A	W/L
09/11	at Texans	P	0	0	0	0.0	0.0	0	0	0	0	0	0	0	0	0	0	0	0	0	0	0	0	0	0	0	T	20-20
09/18	at Jaguars	P	0	0	0	0.0	0.0	0	0	0	0	0	0	0	0	0	0	0	0	0	0	0	0	0	0	0	L	0-24
09/25	Chiefs	P	0	0	0	0.0	0.0	0	0	0	0	0	0	0	0	0	0	0	0	0	0	0	0	0	0	0	W	20-17
10/02	Titans	P	0	0	0	0.0	0.0	0	0	0	0	0	0	0	0	0	0	0	0	0	0	0	0	0	0	0	L	17-24
10/06	at Broncos	P	0	0	0	0.0	0.0	0	0	0	0	0	0	0	0	0	0	0	0	0	0	0	0	0	0	0	W	12-9+
10/16	Jaguars																										W	34-27
10/23	at Titans																										L	10-19
10/30	Commanders	P	0	0	0	0.0	0.0	0	0	0	0	0	0	0	0	0	0	0	0	0	0	0	0	0	0	0	L	16-17
11/06	at Patriots	P	0	0	0	0.0	0.0	0	0	0	0	0	0	0	0	0	0	0	0	0	0	0	0	0	0	0	L	3-26
11/13	at Raiders	P	1	0	1	0.0	0.0	0	0	0	0	0	0	0	0	0	0	0	0	0	0	0	0	0	0	0	W	25-20
11/20	Eagles	P	0	0	0	0.0	0.0	0	0	0	0	0	0	0	0	1	0	0	0	0	0	0	0	0	0	0	L	16-17
11/28	Steelers	P	2	1	1	0.0	0.0	0	0	0	0	0	0	0	0	0	0	0	0	0	0	0	0	0	0	0	L	17-24
12/04	at Cowboys	P	0	0	0	0.0	0.0	0	0	0	0	0	0	0	0	0	0	0	0	0	0	0	0	0	0	0	L	19-54
12/17	at Vikings	P	0	0	0	0.0	0.0	0	0	0	0	0	0	0	0	0	0	0	0	0	0	0	0	0	0	0	L	36-39+
12/26	Chargers	P	0	0	0	0.0	0.0	0	0	0	0	0	0	0	0	0	0	0	0	0	0	0	0	0	0	0	L	3-20
01/01	at Giants																										L	10-38
01/08	Texans	P	0	0	0	0.0	0.0	0	0	0	0	0	0	0	0	0	0	0	0	0	0	0	0	0	0	0	L	31-32
2022 TOTALS		14-0	3	1	2	0.0	0.0	0	0	0	0	0	0	0	0	1	0	0	0	0	0	0	0	0	0	0	4-12-1	

+ - Overtime



@TheCreature93

55 KHALID KAREEM

DEFENSIVE END

(KAH-lid kuh-REEM)



KHALID KAREEM: ORIGINALLY SIGNED TO THE COLTS ACTIVE ROSTER FROM THE CINCINNATI BENGALS PRACTICE SQUAD ON NOVEMBER 22, 2022.

6-4 • 268 LBS

NFL EXP: 4

(2ND YEAR WITH THE COLTS)

BORN: 4/28/98



**COLLEGE:
NOTRE DAME**

4TH-AND-SHORT

- In his first three seasons with the Colts (2022) and Bengals (2020-22), he appeared in 27 games (one start) and recorded 29 tackles (14 solo), 2.0 tackles for loss, 1.0 sack, one forced fumble and one fumble recovery.
- Rated as Michigan's No. 1 ranked player by ESPN coming out of high school.
- Majored in management consulting and minored in studio art.

DOWN THE STRETCH

What is on your bucket list: To free dive with Orca whales and a Great White shark.

Do you have any pets: Yes, a German Shepherd named Kreed.

Do you have a pregame ritual: Read a page out of "Don't Sweat the Small Stuff . . . and It's All Small Stuff."

Do you have any nicknames: Lid and Liddy.

What is the best advice you've been given: Live to dive another day.

Who is your mentor: Larry Black Jr. and John Edward-Heath

Who is your favorite artist: Coldplay

What is one thing you can't live without: Music

What is your favorite food: Hotdogs

What is your favorite vacation spot: Bimini, Bahamas

What are your hobbies off the field: Scuba/free diving, conservation work, painting and building legos

Do you have any hidden talents: I paint and am a Lego builder.



@khalid_kareem53



@liddy__again

55 KHALID KAREEM

DEFENSIVE END

(KAH-lid kuh-REEM)



NFL HIGHLIGHTS

- He has appeared in 27 games (one start) in three seasons with the Colts (2022) and Cincinnati Bengals (2020-22) and has tallied 29 tackles (14 solo), 2.0 tackles for loss, 1.0 sack, one forced fumble and one fumble recovery. He has also seen action in four postseason contests and has registered three tackles (two solo).
- In 2022, he was active for four games with the Colts and recorded one tackle. He spent the first nine games of the season on Cincinnati's Injured Reserve list before being added to the practice squad.
- Competed in seven games (one start) in 2021 and compiled nine tackles (five solo), 1.0 tackle for loss, one forced fumble and one fumble recovery.
- In 2020, he saw action in all 16 games and registered 19 tackles (nine solo), 1.0 tackle for loss and 1.0 sack.

COLLEGE HIGHLIGHTS

- Played in 43 games (26 starts) at Notre Dame (2016-19) and recorded 109 tackles (56 solo), 26.0 tackles for loss, 13.0 sacks, eight passes defended, four forced fumbles and two fumble recoveries. He was named to the Bednarik Award Watch List, Nagurski Award Watch List and Hendricks Award Watch List in 2019.
- As a senior, he started all 13 games and compiled 46 tackles (23 solo), 10.0 tackles for loss, 5.5 sacks, one pass defended, three forced fumbles and one fumble recovery. Was named team captain and named to the Pro Football Focus National Defensive Second Team of the Week. He also finished the season as the top-rated player on defense according to Pro Football Focus.
- In 2018, he started 13 games and tallied 42 tackles (23 solo), 10.5 tackles for loss, 4.5 sacks, five passes defended and one forced fumble. Named the Walter Camp National Defensive Player of the Week after a win over Michigan.
- As a sophomore, he saw action in 13 games and recorded 21 tackles (10 solo), 5.5 tackles for loss, 3.0 sacks, two passes defended and one fumble recovery.
- In 2016, he appeared in four games but did not record any statistics.

PERSONAL

- Attended Harrison High School in Farmington Hills, Mich.
- Recorded 56 tackles, 36.0 tackles for loss, 16.0 sacks, four passes defended and five forced fumbles as a senior.
- Rated as Michigan's No. 6 ranked player by 247Sports, No. 9 ranked player by Scout, No. 1 ranked player by ESPN and No. 8 ranked player by Rivals.
- Named Most Valuable Player in the Semper Fidelis All-American Bowl.
- Named first team all-state by the Associated Press in 2015.
- Selected to the 2015 *Detroit News* All-State Dream Team and was the *MLive* Detroit Defensive Player of the Year.
- Majored in management consulting and minored in studio art.
- A native of Detroit.

ADDITIONAL TRANSACTIONS

- Re-signed by the Colts as a free agent on March 27, 2023.
- Signed to the Indianapolis active roster from the Cincinnati Bengals practice squad on November 22, 2022.
- Signed to the Cincinnati practice squad on October 13, 2022.
- Waived by the Bengals on October 11, 2022.
- Selected by Cincinnati in the fifth round (147th overall) of the 2020 NFL Draft on July 23, 2020.



@khalid_kareem53



@liddy__again

55

KHALID KAREEM

DEFENSIVE END

(KAH-lid kuh-REEM)



KHALID KAREEM'S - NFL REGULAR SEASON STATISTICS

DATE	TEAM	GP	GS	TACKLES							INTERCEPTIONS					FUMBLES				ST			MISC				
				TK	S	A	TFL	YDS	SK	YDS	QBH	NO	YDS	LG	TD	PD	FF	FR	TD	YDS	TK	S	A	FF	FR	S	A
2020	Bengals	16	0	19	9	10	1	6	1.0	0.0	2	0	0	0	0	0	0	0	0	0	0	0	0	0	0	0	
2021	Bengals	7	1	9	5	4	1	1	0.0	0.0	2	0	0	0	0	0	1	1	0	4	0	0	0	0	0		
2022	Bengals	0	0	0	0	0	0	0	0.0	0.0	0	0	0	0	0	0	0	0	0	0	0	0	0	0	0		
Went from Cincinnati to Indianapolis.																											
2022	Colts	4	0	1	0	1	0	0	0.0	0.0	3	0	0	0	0	0	0	0	0	0	0	0	0	0	0	0	
2022	TOTAL	4	0	1	0	1	0	0	0.0	0.0	3	0	0	0	0	0	0	0	0	0	0	0	0	0	0	0	
TOTALS		27	1	29	14	15	2	7	1.0	0.0	7	0	0	0	0	0	1	1	0	4	0	0	0	0	0	0	

KHALID KAREEM'S - NFL POSTSEASON STATISTICS

DATE	TEAM	GP	GS	TACKLES							INTERCEPTIONS					FUMBLES				ST			MISC			
				TK	S	A	TFL	YDS	SK	YDS	QBH	NO	YDS	LG	TD	PD	FF	FR	TD	YDS	TK	S	A	FF	FR	S
2021	Bengals	4	0	3	2	1	0	0	0.0	0.0	0	0	0	0	0	0	0	0	0	0	0	0	0	0	0	0
TOTALS		4	0	3	2	1	0	0	0.0	0.0	0	0	0	0	0	0	0	0	0	0	0	0	0	0	0	0

SINGLE-GAME HIGHS: DEFENSIVE

Total Tackles	5 at Cleveland Browns, Jan 09, 2022 3 vs. New York Giants, Nov 29, 2020 ...2 more at 3.	Fumble Recoveries	1 at Denver Broncos, Dec 19, 2021
Solo Tackles	3 at Cleveland Browns, Jan 09, 2022 ...1 more at 3.	Tackles For Loss	1 at Denver Broncos, Dec 19, 2021 ...1 more at 1.
Sacks	1.0 at Washington Football Team, Nov 22, 2020	Longest Opponent's Fumble Return	4 at Denver Broncos, Dec 19, 2021
Forced Fumbles	1 at Denver Broncos, Dec 19, 2021		

SINGLE-GAME HIGHS - POSTSEASON: DEFENSIVE

Total Tackles	2 vs. Los Angeles Rams, Feb 13, 2022 1 at Kansas City Chiefs, Jan 30, 2022	Solo Tackles	1 vs. Los Angeles Rams, Feb 13, 2022 ...1 more at 1.
----------------------	---	---------------------	---

2020 GAME-BY-GAME REGULAR-SEASON STATISTICS (BENGALS)

DATE	OPPONENT	P/S	TACKLES							INTERCEPTIONS					FUMBLES				ST			MISC		SCORE			
			TK	S	A	SK	YDS	TFL	YDS	QBH	NO	YDS	LG	TD	PD	FF	FR	TD	YDS	TK	S	A	FF		FR	S	A
09/13	Chargers	P	1	0	1	0.0	0.0	0	0	0	0	0	0	0	0	0	0	0	0	0	0	0	0	0	0	L	13-16
09/17	at Browns	P	1	1	0	0.0	0.0	0	0	0	0	0	0	0	0	0	0	0	0	0	0	0	0	0	0	L	30-35
09/27	at Eagles	P	2	0	2	0.0	0.0	0	0	0	0	0	0	0	0	0	0	0	0	0	0	0	0	0	T	23-23	
10/04	Jaguars	P	0	0	0	0.0	0.0	0	0	0	0	0	0	0	0	0	0	0	0	0	0	0	0	0	W	33-25	
10/11	at Ravens	P	1	0	1	0.0	0.0	0	0	0	0	0	0	0	0	0	0	0	0	0	0	0	0	0	L	3-27	
10/18	at Colts	P	0	0	0	0.0	0.0	0	0	0	0	0	0	0	0	0	0	0	0	0	0	0	0	0	L	27-31	
10/25	Browns	P	3	0	3	0.0	0.0	0	0	0	0	0	0	0	0	0	0	0	0	0	0	0	0	0	L	34-37	
11/01	Titans	P	1	1	0	0.0	0.0	0	0	1	0	0	0	0	0	0	0	0	0	0	0	0	0	0	W	31-20	
11/15	at Steelers	P	3	3	0	0.0	0.0	1	6	0	0	0	0	0	0	0	0	0	0	0	0	0	0	0	L	10-36	
11/22	at Football Team	P	1	1	0	1.0	0.0	0	0	1	0	0	0	0	0	0	0	0	0	0	0	0	0	0	L	9-20	
11/29	Giants	P	3	1	2	0.0	0.0	0	0	0	0	0	0	0	0	0	0	0	0	0	0	0	0	0	L	17-19	
12/06	at Dolphins	P	1	0	1	0.0	0.0	0	0	0	0	0	0	0	0	0	0	0	0	0	0	0	0	0	L	7-19	
12/13	Cowboys	P	1	1	0	0.0	0.0	0	0	0	0	0	0	0	0	0	0	0	0	0	0	0	0	0	L	7-30	
12/21	Steelers	P	0	0	0	0.0	0.0	0	0	0	0	0	0	0	0	0	0	0	0	0	0	0	0	0	W	27-17	
12/27	at Texans	P	0	0	0	0.0	0.0	0	0	0	0	0	0	0	0	0	0	0	0	0	0	0	0	0	W	37-31	
01/03	Ravens	P	1	1	0	0.0	0.0	0	0	0	0	0	0	0	0	0	0	0	0	0	0	0	0	0	L	3-38	
2020 TOTALS		16-0	19	9	10	1.0	0.0	1	6	2	0	0	0	0	0	0	0	0	0	0	0	0	0	0	0	4-11-1	



@khalid_kareem53



@liddy__again

55 KHALID KAREEM

DEFENSIVE END

(KAH-lid kuh-REEM)



2021 GAME-BY-GAME REGULAR-SEASON STATISTICS (BENGALS)

DATE	OPPONENT	P/S	TACKLES							INTERCEPTIONS				FUMBLES				ST				MISC		W/L	SCORE			
			TK	S	A	SK	YDS	TFL	YDS	QBH	NO	YDS	LG	TD	PD	FF	FR	TD	YDS	TK	S	A	FF			FR	S	A
09/12	Vikings																									W	27-24+	
09/19	at Bears																									L	17-20	
09/26	at Steelers																									W	24-10	
09/30	Jaguars																									W	24-21	
10/10	Packers																									L	22-25+	
10/17	at Lions																									W	34-11	
10/24	at Ravens																									W	41-17	
10/31	at Jets	P	0	0	0	0.0	0.0	0	0	0	0	0	0	0	0	0	0	0	0	0	0	0	0	0	0	0	L	31-34
11/07	Browns	P	0	0	0	0.0	0.0	0	0	0	0	0	0	0	0	0	0	0	0	0	0	0	0	0	0	0	L	16-41
11/21	at Raiders	P	1	0	1	0.0	0.0	0	0	0	0	0	0	0	0	0	0	0	0	0	0	0	0	0	0	0	W	32-13
11/28	Steelers	P	1	0	1	0.0	0.0	0	0	0	1	0	0	0	0	0	0	0	0	0	0	0	0	0	0	0	W	41-10
12/05	Chargers																									L	22-41	
12/12	49ers																									L	23-26+	
12/19	at Broncos	P	2	2	0	0.0	0.0	1	1	1	0	0	0	0	0	1	1	0	4	0	0	0	0	0	0	0	W	15-10
12/26	Ravens																									W	41-21	
01/02	Chiefs	P	0	0	0	0.0	0.0	0	0	0	0	0	0	0	0	0	0	0	0	0	0	0	0	0	0	0	W	34-31
01/09	at Browns	S	5	3	2	0.0	0.0	0	0	0	0	0	0	0	0	0	0	0	0	0	0	0	0	0	0	0	L	16-21
2021 TOTALS		7-1	9	5	4	0.0	0.0	1	1	2	0	0	0	0	0	1	1	0	4	0	0	0	0	0	0	0	10-7	

+ - Overtime

2022 GAME-BY-GAME REGULAR-SEASON STATISTICS (BENGALS/COLTS)

DATE	OPPONENT	P/S	TACKLES							INTERCEPTIONS				FUMBLES				ST				MISC		W/L	SCORE			
			TK	S	A	SK	YDS	TFL	YDS	QBH	NO	YDS	LG	TD	PD	FF	FR	TD	YDS	TK	S	A	FF			FR	S	A
09/11	Steelers																									L	20-23+	
10/16	at Saints																									W	30-26	
11/20	at Steelers																									W	37-30	
11/28	Steelers																									L	17-24	
12/04	at Cowboys																									L	19-54	
12/17	at Vikings	P	0	0	0	0.0	0.0	0	0	0	0	0	0	0	0	0	0	0	0	0	0	0	0	0	0	0	L	36-39+
12/26	Chargers	P	0	0	0	0.0	0.0	0	0	1	0	0	0	0	0	0	0	0	0	0	0	0	0	0	0	0	L	3-20
01/01	at Giants	P	0	0	0	0.0	0.0	0	0	1	0	0	0	0	0	0	0	0	0	0	0	0	0	0	0	0	L	10-38
01/08	Texans	P	1	0	1	0.0	0.0	0	0	1	0	0	0	0	0	0	0	0	0	0	0	0	0	0	0	0	L	31-32
2022 TOTALS		4-0	1	0	1	0.0	0.0	0	0	3	0	0	0	0	0	0	0	0	0	0	0	0	0	0	0	2-7		

+ - Overtime

2021 GAME-BY-GAME POSTSEASON STATISTICS (BENGALS)

DATE	OPPONENT	P/S	TACKLES							INTERCEPTIONS				FUMBLES				ST				MISC		W/L	SCORE			
			TK	S	A	SK	YDS	TFL	YDS	QBH	NO	YDS	LG	TD	PD	FF	FR	TD	YDS	TK	S	A	FF			FR	S	A
01/15	Raiders	P	0	0	0	0.0	0.0	0	0	0	0	0	0	0	0	0	0	0	0	0	0	0	0	0	0	0	W	26-19
01/22	at Titans	P	0	0	0	0.0	0.0	0	0	0	0	0	0	0	0	0	0	0	0	0	0	0	0	0	0	0	W	19-16
01/30	at Chiefs	P	1	1	0	0.0	0.0	0	0	0	0	0	0	0	0	0	0	0	0	0	0	0	0	0	0	0	W	27-24+
02/13	Rams	P	2	1	1	0.0	0.0	0	0	0	0	0	0	0	0	0	0	0	0	0	0	0	0	0	0	0	L	20-23
2021 TOTALS		4-0	3	2	1	0.0	0.0	0	0	0	0	0	0	0	0	0	0	0	0	0	0	0	0	0	0	3-1		

+ - Overtime



@khalid_kareem53



@liddy__again

78 RYAN KELLY

CENTER



RYAN KELLY: SELECTED BY THE COLTS IN THE FIRST ROUND (18TH OVERALL) OF THE 2016 NFL DRAFT.



6-4 • 307 LBS
NFL EXP: 8
(8TH YEAR WITH THE COLTS)
BORN: 5/30/93



COLLEGE:
ALABAMA

4TH-AND-SHORT

- In his first seven seasons, he started all 97 games he has competed in.
- 3x Pro Bowler (2019, 2020, 2021).
- 1x All-Pro Selection (2020, Second Team).

DOWN THE STRETCH

Favorite team and/or athlete outside of football: Cincinnati Reds and Nashville Predators

Favorite musician and/or song: George Strait - "Clear Blue Sky"

Hobbies outside of football: Golfing, fishing and hunting

If you could have lunch with someone, living or dead, who would it be: Johnny Cash

What is your pregame ritual: I get to the stadium a little early. I drink a 20-ounce coffee. Kind of relax a little bit, and then I start getting treatment. I'll listen to music until about five minutes before.

What's on your bucket list: I always wanted to go to Ireland. One of my uncles actually went over there and met some of our distant cousins through Ancestry.com. I always wanted to do that. And then, honestly, I eventually just want to have a farm with a pond and do whatever I want.

What was your "welcome to the NFL" moment: My rookie year, preseason, I was blocking the Eagles front seven. I was trying to block Fletcher Cox and all these big name dudes, and I was kind of holding my own. Then you kind of learn how more relaxed preseason is than the actual season, but that was a cool moment for me playing against a lot of guys that I've been watching since I was a kid.

Who was your mentor: Bob Odum was my offensive line coach in high school. He ultimately made me move from guard to center, so I have a lot to thank him for. He taught me how to lift weights, how to play with strength and how to play bigger than what you actually are.

What is the best piece of advice you have received: 'What you do speaks so loudly that I can't hear what you say.' And that's from Nick Saban. He uses that all the time. I love that piece.

@RYAN_KELLY70

@RYANKELLY70

78 RYAN KELLY

CENTER

AP
2ND TEAM
'20

Q Q Q
COLLEGE FOOTBALL PLAYOFF NATIONAL CHAMPIONS
'19 '20 '21



PRO BOWLER RYAN KELLY

Kelly was named to Pro Bowl in 2019, 2020 and 2021. He joined guard Quenton Nelson in all three all-star games and they became the first Indianapolis offensive linemen to be represented in three consecutive Pro Bowls since 1987-89 (Ray Donaldson and Chris Hinton).



In 2016, Kelly became the first center selected by Indianapolis in the first round of any NFL Draft. He was 1-of-11 rookies in the NFL to start all 16 games and was 1-of-2 rookie centers to start every contest. Kelly joined Steve McKinney (1998, LG), Tarik Glenn (1997, RG), Adam Meadows (1997, LT) and Ron Solt (1984, RG) as the only Colts offensive linemen to start all 16 games as a rookie. Quenton Nelson joined the group during the 2018 season. Kelly is also the only Colts center to start all 16 games as a rookie in team history.



THREE-TIME NATIONAL CHAMPION

2015

With Alabama from 2011-15, Kelly was part of three Crimson Tide national championships. Kelly won BCS Championships as a redshirt freshman in 2011 and again the following season where he competed in 10 games. Kelly and Alabama were College Football Playoff National Champions in 2015 concluding his career with the Crimson Tide.

CONCERNS OF POLICE SURVIVORS

Ryan was raised in a police family. His father, Dave, served on the force for nearly 30 years. "I grew up in that community, met a lot of great people in that community and also have seen the struggle," Ryan said. "It's the toughest job that you could have right now." This first-hand experience inspired Ryan to get involved with the Concerns of Police Survivors organization. He has promoted the group through the NFL's My Cause My Cleats initiative in five of his seasons (2017-21) and was a guest speaker at the Indiana chapter's 2018 banquet. "Any time they can get good exposure in the media, I think that helps them out a lot. For those men and women who have laid their lives on the line, I just want to give back for them."

FOOTBALL IN THE FAMILY

Ryan's brother, Mike, attended the Naval Academy and competed as a linebacker on the football team. Following the 2016 season, he became a commissioned Second Lieutenant in the United States Marine Corps.





NFL HIGHLIGHTS

- In seven seasons with the Colts, has started all 97 games he has played in at center. Has started three postseason contests.
- He started all 17 games at center in 2022 and helped Jonathan Taylor rush for 161 yards in Week 1 at Houston. In Week 6 vs. Jacksonville, he was part of an offensive line that did not allow a sack in 58 pass attempts, which marks the most pass attempts in franchise history without allowing a sack. In Week 10 at Las Vegas, he was part of an offensive line that paved the way for the Colts to rush for 207 yards.
- In 2021, he garnered Pro Bowl honors after he started 14 games and helped pave the way for seven of Jonathan Taylor's 100-yard rushing games. He helped block for Taylor, who led the NFL in rushing yards and rushing touchdowns
- Earned Associated Press Second Team All-Pro and PFWA All-AFC Team honors after he started 15 games in 2020 and helped the offensive line allow zero sacks in four different games. He was selected to his second consecutive Pro Bowl. In Week 6 vs. Cincinnati, he helped block for Philip Rivers, who threw for a season-best 371 yards. In Week 14 at Las Vegas, he helped the offense allow zero sacks and the offense rush for 212 yards. In Week 17 vs. Jacksonville, he helped pave the way for Jonathan Taylor who rushed for a franchise-record 253 yards. Started one postseason game and helped the offensive line not allow a sack.
- Started all 16 games in 2019 and was named to his first career Pro Bowl after he helped Marlon Mack become the first Colts 1,000-yard single-season rusher since 2016. In Week 1, he helped Mack rush for a career-high 174 yards. In Week 11 vs. Jacksonville, he helped the Colts rush for 264 yards, which is the 12th-highest total in team history and the most for the Colts since 11/21/04 against Chicago (275).
- Started 12 games in 2018 and was part of an offensive line that ranked first in the NFL in fewest sacks allowed. He helped protect Andrew Luck during a 464-yard, four touchdown performance in Week 4. In Weeks 7 and 8, he started both games and helped the Colts rush for over 200 yards in back-to-back games, which was the first time in the same season since 1985. Was part of an offensive line that didn't allow a sack in five straight games, which tied the New York Giants (2010) and Tennessee Titans (2008) for the third-longest streak since 1982. Started two postseason games and helped the Colts rush for a postseason franchise-record 200 yards during AFC Wild Card weekend.
- In 2017, started all seven games he competed in at center and was inactive for another nine contests. Blocked for a Colts offense that averaged 284.6 yards per game as Jacoby Brissett threw for 3,098 yards and 13 touchdowns. Placed on Injured Reserve on December 18, 2017.
- Started all 16 games at center in his rookie season and blocked for a Colts offense that ranked tied for fifth in the NFL in passing yards per game (262.6), seventh in

NFL HIGHLIGHTS CONT...

- points scored (397) and 10th in yards per game (364.4). Opened rushing lanes for running back Frank Gore who logged the team's first 1,000-yard rushing season since 2007.
- Was 1-of-11 rookies in the NFL to start all 16 games, 1-of-5 rookie offensive linemen to start all 16 and 1-of-2 rookie centers to start all 16.
- Joined Steve McKinney (1998, LG), Tarik Glenn (1997, RG), Adam Meadows (1997, LT) and Ron Solt (1984, RG) as the only Colts offensive linemen to start all 16 games as a rookie. He is also the only Colts center to start all 16 games as a rookie.

COLLEGE HIGHLIGHTS

- Played in 46 games (36 starts) at the University of Alabama where he was a three-year starter at center and helped lead the Crimson Tide to the 2015 National Championship.
- Did not allow a sack during his final two seasons while missing just 15 assignments on 1,818 snaps during that span.
- Was named the Rimington Trophy Award winner, given annually to the nation's top center, following his senior season.
- As a senior team captain, started all 15 games for the National Champion Crimson Tide.
- Was a consensus First Team All-America selection earning first-team honors from Walter Camp, *USA Today*, *Sporting News*, FWAA and the AFCA.
- Named Second Team Associated Press All-America and was named to the All-SEC first-team by conference coaches and the AP.
- Received the Jacobs Blocking Trophy, which is given to the conference's top lineman.
- Named SEC Scholar Athlete of the Year.
- Was named a semifinalist for the Outland Trophy, which is given to the nation's top interior lineman and a semifinalist for the Campbell Award.
- Started 12 games as a junior including the SEC Championship and College Football Playoff games on an offensive line that allowed just 16.0 sacks on the year ranking second in the conference and 14th nationally.
- Started nine games in 2013 and was part of an offensive line that ranked 23rd nationally and fourth in the SEC for fewest sacks allowed per game (1.31). Blocked for 205.6 rushing yards per game (25th-most nationally) and 454.1 total yards per game (33rd-most nationally) that ranked as the second-most in a single season in Crimson Tide history.
- Saw action in 10 games coming off the bench as a redshirt freshman.
- Named to the SEC All-Freshman team.
- Redshirted as a true freshman in 2011.

78 RYAN KELLY

CENTER



PERSONAL

- Attended Lakota West High School in West Chester, Ohio where he was named an Under Armour All-America choice and was rated the No. 2 center by *Scout.com*, the No. 4 center by ESPN and the No. 6 center by *Rivals.com*.
- As a senior, was named a Third Team Division 1 All-Ohio selection.
- Was an all-conference and all-city first-team choice as a junior in 2009.
- Visited Kokomo, Ind. following tornadoes that hit the area in 2016, met with locals and helped load donated food working with the Red Cross.
- Distributed backpacks full of books to foster children as part of the Colts Books for Youth event.
- Sang carols and distributed gifts to patients at Riley Hospital during the holidays.
- Earned his bachelor's degree in business management and his master's degree in marketing from Alabama.
- Participated in the NFL's My Cause My Cleats initiative and represented C.O.P.S. – Concerns of Police Survivors (2018-21) and Count the Kicks (2022).
- In 2020, he volunteered at a Colts' mobile pantry distribution as part of the No One Runs on Empty program.
- Participated in Caroling for Riley Hospital for Children in 2019.
- Married to his wife, Emma.
- A native of West Chester, Ohio.

RYAN KELLY'S - NFL REGULAR SEASON STATISTICS

DATE	TEAM	GP	GS
2016	Colts	16	16
2017	Colts	7	7
2018	Colts	12	12
2019	Colts	16	16
2020	Colts	15	15
2021	Colts	14	14
2022	Colts	17	17
TOTALS		97	97

RYAN KELLY'S - NFL POSTSEASON STATISTICS

DATE	TEAM	GP	GS
2018	Colts	2	2
2020	Colts	1	1
TOTALS		3	3



2016 GAME-BY-GAME REGULAR-SEASON STATISTICS (COLTS)

DATE	OPPONENT	P/S	W/L	SCORE
09/11	Lions	S	L	35-39
09/18	at Broncos	S	L	20-34
09/25	Chargers	S	W	26-22
10/02	at Jaguars	S	L	27-30
10/09	Bears	S	W	29-23
10/16	at Texans	S	L	23-26+
10/23	at Titans	S	W	34-26
10/30	Chiefs	S	L	14-30
11/06	at Packers	S	W	31-26
11/20	Titans	S	W	24-17
11/24	Steelers	S	L	7-28
12/05	at Jets	S	W	41-10
12/11	Texans	S	L	17-22
12/18	at Vikings	S	W	34-6
12/24	at Raiders	S	L	25-33
01/01	Jaguars	S	W	24-20
2016 TOTALS		16-16	8-8	

+ - Overtime

2017 GAME-BY-GAME REGULAR-SEASON STATISTICS (COLTS)

DATE	OPPONENT	P/S	W/L	SCORE
09/10	at Rams		L	9-46
09/17	Cardinals		L	13-16+
09/24	Browns		W	31-28
10/01	at Seahawks		L	18-46
10/08	49ers	S	W	26-23+
10/16	at Titans	S	L	22-36
10/22	Jaguars	S	L	0-27
10/29	at Bengals	S	L	23-24
11/05	at Texans	S	W	20-14
11/12	Steelers	S	L	17-20
11/26	Titans	S	L	16-20
12/03	at Jaguars		L	10-30
12/10	at Bills		L	7-13+
12/14	Broncos		L	13-25
12/23	at Ravens		L	16-23
12/31	Texans		W	22-13
2017 TOTALS		7-7	4-12	

+ - Overtime

2018 GAME-BY-GAME REGULAR-SEASON STATISTICS (COLTS)

DATE	OPPONENT	P/S	W/L	SCORE
09/09	Bengals	S	L	23-34
09/16	at Redskins	S	W	21-9
09/23	at Eagles	S	L	16-20
09/30	Texans	S	L	34-37+
10/04	at Patriots	S	L	24-38
10/14	at Jets	S	L	34-42
10/21	Bills	S	W	37-5
10/28	at Raiders	S	W	42-28
11/11	Jaguars	S	W	29-26
11/18	Titans	S	W	38-10
11/25	Dolphins		W	27-24
12/02	at Jaguars		L	0-6
12/09	at Texans		W	24-21
12/16	Cowboys	S	W	23-0
12/23	Giants	S	W	28-27
12/30	at Titans		W	33-17
2018 TOTALS		12-12	10-6	

+ - Overtime





2019 GAME-BY-GAME REGULAR-SEASON STATISTICS (COLTS)

DATE	OPPONENT	P/S	W/L	SCORE
09/08	at Chargers	S	L	24-30+
09/15	at Titans	S	W	19-17
09/22	Falcons	S	W	27-24
09/29	Raiders	S	L	24-31
10/06	at Chiefs	S	W	19-13
10/20	Texans	S	W	30-23
10/27	Broncos	S	W	15-13
11/03	at Steelers	S	L	24-26
11/10	Dolphins	S	L	12-16
11/17	Jaguars	S	W	33-13
11/21	at Texans	S	L	17-20
12/01	Titans	S	L	17-31
12/08	at Buccaneers	S	L	35-38
12/16	at Saints	S	L	7-34
12/22	Panthers	S	W	38-6
12/29	at Jaguars	S	L	20-38
2019 TOTALS		16-16	7-9	

+ - Overtime

2020 GAME-BY-GAME REGULAR-SEASON STATISTICS (COLTS)

DATE	OPPONENT	P/S	W/L	SCORE
09/13	at Jaguars	S	L	20-27
09/20	Vikings	S	W	28-11
09/27	Jets	S	W	36-7
10/04	at Bears	S	W	19-11
10/11	at Browns	S	L	23-32
10/18	Bengals	S	W	31-27
11/01	at Lions	S	W	41-21
11/08	Ravens	S	L	10-24
11/12	at Titans	S	W	34-17
11/22	Packers	S	W	34-31+
11/29	Titans	INACTIVE	L	26-45
12/06	at Texans	S	W	26-20
12/13	at Raiders	S	W	44-27
12/20	Texans	S	W	27-20
12/27	at Steelers	S	L	24-28
01/03	Jaguars	S	W	28-14
2020 TOTALS		15-15	11-5	

+ - Overtime

2021 GAME-BY-GAME REGULAR-SEASON STATISTICS (COLTS)

DATE	OPPONENT	P/S	W/L	SCORE
09/12	Seahawks	S	L	16-28
09/19	Rams	S	L	24-27
09/26	at Titans	S	L	16-25
10/03	at Dolphins	S	W	27-17
10/11	at Ravens	S	L	25-31+
10/17	Texans	S	W	31-3
10/24	at 49ers	S	W	30-18
10/31	Titans	S	L	31-34+
11/04	Jets	S	W	45-30
11/14	Jaguars	S	W	23-17
11/21	at Bills	S	W	41-15
11/28	Buccaneers	S	L	31-38
12/05	at Texans	RESERVE/COVID-19	W	31-0
12/18	Patriots	INACTIVE	W	27-17
12/25	at Cardinals	ON INACTIVE LIST	W	22-16
01/02	Raiders	S	L	20-23
01/09	at Jaguars	S	L	11-26
2021 TOTALS		14-14	9-8	

+ - Overtime





2022 GAME-BY-GAME REGULAR-SEASON STATISTICS (COLTS)

DATE	OPPONENT	P/S	W/L/T	SCORE
09/11	at Texans	S	T	20-20
09/18	at Jaguars	S	L	0-24
09/25	Chiefs	S	W	20-17
10/02	Titans	S	L	17-24
10/06	at Broncos	S	W	12-9+
10/16	Jaguars	S	W	34-27
10/23	at Titans	S	L	10-19
10/30	Commanders	S	L	16-17
11/06	at Patriots	S	L	3-26
11/13	at Raiders	S	W	25-20
11/20	Eagles	S	L	16-17
11/28	Steelers	S	L	17-24
12/04	at Cowboys	S	L	19-54
12/17	at Vikings	S	L	36-39+
12/26	Chargers	S	L	3-20
01/01	at Giants	S	L	10-38
01/08	Texans	S	L	31-32
2022 TOTALS		17-17	4-12-1	

+ - Overtime

2018 GAME-BY-GAME POSTSEASON STATISTICS (COLTS)

DATE	OPPONENT	P/S	W/L	SCORE
01/05	at Texans	S	W	21-7
01/12	at Chiefs	S	L	13-31
2018 TOTALS		2-2	1-1	

2020 GAME-BY-GAME POSTSEASON STATISTICS (COLTS)

DATE	OPPONENT	P/S	W/L	SCORE
01/09	at Bills	S	L	24-27
2020 TOTALS		1-1	0-1	



34 CHRIS LAMMONS

CORNERBACK



CHRIS LAMMONS: SIGNED BY THE COLTS AS A FREE AGENT ON JULY 27, 2023.

5-10 • 190 LBS
NFL EXP: 4
(1ST YEAR WITH THE COLTS)
BORN: 1/31/96



COLLEGE:
SOUTH CAROLINA

4TH-AND-SHORT

- In his first six seasons, he appeared in 42 games and totaled 18 tackles (nine solo), one forced fumble, one fumble recovery, three passes defended and one interception. Also tallied eight special teams tackles.
- Won Super Bowl LIV with Kansas City.
- Played quarterback and cornerback in high school.

NFL HIGHLIGHTS

- Has played in 42 career games and totaled 18 tackles (nine solo), three passes defended, one interception, one forced fumble, one fumble recovery and eight special teams stops.
- Saw action in 16 games with Kansas City in 2022 and tallied three tackles (two solo) and one forced fumble. Also added four special teams tackles. Competed in one postseason contest and collected one special teams tackle. Also spent time on Cincinnati's practice squad.
- In 2021, he appeared in 12 games and recorded three tackles, one fumble recovery and three special teams stops.
- Competed in two games in 2020 but did not record any statistics. He also appeared in two postseason games and compiled one special teams tackle. Also spent time on the team's practice squad.
- Saw action in 12 games in 2019 for Miami and registered 12 tackles (seven solo), three passes defended and one interception. He also had one special teams stop. Spent time on Kansas City's practice squad and won Super Bowl LIV.
- In 2018, he spent time on the New Orleans and Atlanta practice squads.





COLLEGE HIGHLIGHTS

- Played in 44 games (37 starts) at South Carolina (2014-17) and totaled 177 tackles (136 solo), 9.0 tackles for loss, 1.0 sack, 21 passes defended, four interceptions, three forced fumbles and two fumble recoveries.
- As a senior, he started all 13 games and registered 79 tackles (62 solo), 3.0 tackles for loss, seven passes defended, one forced fumble and one fumble recovery. He was recognized with the Unselfish Teammate Award for the defense.
- In 2016, he started all 13 games and tallied 53 tackles (36 solo), 4.0 tackles for loss, 1.0 sack, nine passes defended, three interceptions, two forced fumbles and one fumble recovery. Named to the SEC Fall Academic Honor Roll.
- As a sophomore, he played in eight games (four starts) and recorded 24 tackles (18 solo), 1.5 tackles for loss five passes defended and one interception. Named to the 2015 SEC Fall Academic Honor Roll.
- In 2014, he appeared in 10 games (seven starts) and accumulated 21 tackles (20 solo) and half a tackle for loss.

PERSONAL

- Attended Plantation (Fla.) High School.
- Competed in the U.S. Army All-American Bowl after his senior season.
- As a senior, he totaled 30 tackles with two interceptions and eight passes defended. Also played quarterback and threw for 1,500 yards and 15 touchdowns and also rushed for 900 yards and seven touchdowns.
- Majored in sociology.
- A native of Lauderhill, Fla.

ADDITIONAL TRANSACTIONS

- Claimed by the Cincinnati Bengals off waivers (Kansas City) on January 24, 2023.
- Waived by the Kansas City Chiefs on January 23, 2023.
- Re-signed by Kansas City as a free agent on June 16, 2023.
- Signed to the Chiefs active roster from the practice squad on February 6, 2021.
- Signed to the Kansas City practice squad on January 25, 2021.
- Signed to the Chiefs active roster from the practice squad on January 23, 2021.
- Signed to the Kansas City practice squad on January 18, 2021.
- Signed to the Chiefs active roster from the practice squad on January 16, 2021.
- Signed to the Kansas City practice squad on December 14, 2020.
- Signed to the Chiefs active roster from the practice squad on December 12, 2020.
- Signed to the Kansas City practice squad on December 7, 2020.
- Signed to the Chiefs active roster from the practice squad on December 5, 2020.
- Signed to the Kansas City practice squad on September 6, 2020.
- Waived by the Chiefs on September 5, 2020.
- Signed by Kansas City as a free agent February 4, 2020.
- Signed to the Chiefs practice squad on December 11, 2019.
- Waived by the Miami Dolphins on December 7, 2019.
- Signed by the Dolphins to a reserve/future contract on January 1, 2019.
- Signed to the Miami practice squad on November 28, 2018.
- Released from the New Orleans Saints practice squad on October 20, 2018.
- Signed to the Saints practice squad on October 2, 2018.
- Released by the Atlanta Falcons on September 1, 2018.
- Signed by the Falcons as an undrafted free agent on May 1, 2018.



CHRIS LAMMONS' - NFL REGULAR SEASON STATISTICS

DATE	TEAM	GP	TACKLES					INTERCEPTIONS					FUMBLES					ST			MISC						
			GS	TK	S	A	TFL	YDS	SK	YDS	QBH	NO	YDS	LG	TD	PD	FF	FR	TD	YDS	TK	S	A	FF	FR	S	A
2018	Saints	0	0	0	0	0	0	0	0.0	0.0	0	0	0	0	0	0	0	0	0	0	0	0	0	0	0	0	0
Went from New Orleans to Miami .																											
2018	Dolphins	0	0	0	0	0	0	0	0.0	0.0	0	0	0	0	0	0	0	0	0	0	0	0	0	0	0	0	0
2018	TOTAL	0	0	0	0	0	0	0	0.0	0.0	0	0	0	0	0	0	0	0	0	0	0	0	0	0	0	0	0
2019	Dolphins	12	0	12	7	5	0	0	0.0	0.0	0	1	0	0	0	3	0	0	0	0	0	1	1	0	0	0	0
Went from Miami to Kansas City .																											
2019	Chiefs	0	0	0	0	0	0	0	0.0	0.0	0	0	0	0	0	0	0	0	0	0	0	0	0	0	0	0	0
2019	TOTAL	12	0	12	7	5	0	0	0.0	0.0	0	1	0	0	3	0	0	0	0	0	1	1	0	0	0	0	0
2020	Chiefs	2	0	0	0	0	0	0	0.0	0.0	0	0	0	0	0	0	0	0	0	0	0	0	0	0	0	0	0
2021	Chiefs	12	0	3	0	3	0	0	0.0	0.0	0	0	0	0	0	0	0	0	0	0	3	3	0	0	1	0	0
2022	Chiefs	16	0	3	2	1	0	0	0.0	0.0	0	0	0	0	0	0	0	0	0	0	4	1	3	1	0	0	0
TOTALS		42	0	18	9	9	0	0	0.0	0.0	0	1	0	0	3	0	0	0	0	8	5	3	1	1	0	0	

CHRIS LAMMONS' - NFL POSTSEASON STATISTICS

DATE	TEAM	GP	TACKLES					INTERCEPTIONS					FUMBLES					ST			MISC						
			GS	TK	S	A	TFL	YDS	SK	YDS	QBH	NO	YDS	LG	TD	PD	FF	FR	TD	YDS	TK	S	A	FF	FR	S	A
2019	Chiefs	0	0	0	0	0	0	0	0.0	0.0	0	0	0	0	0	0	0	0	0	0	0	0	0	0	0	0	0
2020	Chiefs	2	0	0	0	0	0	0	0.0	0.0	0	0	0	0	0	0	0	0	0	0	1	1	0	0	0	0	0
2021	Chiefs	0	0	0	0	0	0	0	0.0	0.0	0	0	0	0	0	0	0	0	0	0	0	0	0	0	0	0	0
2022	Chiefs	1	0	0	0	0	0	0	0.0	0.0	0	0	0	0	0	0	0	0	0	0	1	0	1	0	0	0	0
TOTALS		3	0	0	0	0	0	0	0.0	0.0	0	0	0	0	0	0	0	0	0	2	1	1	0	0	0	0	

SINGLE-GAME HIGHS: DEFENSIVE

Total Tackles	3 at Las Vegas Raiders, Nov 14, 2021 ...2 more at 3.	Interceptions	1 vs. Philadelphia Eagles, Dec 01, 2019
Solo Tackles	2 vs. New York Jets, Nov 03, 2019 1 at Indianapolis Colts, Nov 10, 2019 ...4 more at 1.	Special Teams Tackles	2 vs. Cleveland Browns, Sep 12, 2021 1 vs. Tennessee Titans, Nov 06, 2022 ...4 more at 1.
Passes Defensed	1 vs. Philadelphia Eagles, Dec 01, 2019 ...2 more at 1.	Special Teams Fumble Recoveries	1 vs. Green Bay Packers, Nov 07, 2021

SINGLE-GAME HIGHS - POSTSEASON: DEFENSIVE

Special Teams Tackles	1 vs. Buffalo Bills, Jan 24, 2021
------------------------------	-----------------------------------

2018 GAME-BY-GAME REGULAR-SEASON STATISTICS (SAINTS/DOLPHINS)

DATE	OPPONENT	P/S	TACKLES					INTERCEPTIONS					FUMBLES					ST			MISC			W/L	SCORE		
			TK	S	A	SK	YDS	TFL	YDS	QBH	NO	YDS	LG	TD	PD	FF	FR	TD	YDS	TK	S	A	FF			FR	S
09/09	Buccaneers																									L	40-48
09/16	Browns																									W	21-18
09/23	at Falcons																									W	43-37+
09/30	at Giants																									W	33-18
10/08	Redskins																									W	43-19
10/21	at Ravens																									W	24-23
10/28	at Vikings																									W	30-20
11/04	Rams																									W	45-35
11/11	at Bengals																									W	51-14
11/18	Eagles																									W	48-7
11/22	Falcons																									W	31-17
Went from Saints to Dolphins .																											
12/02	Bills																									W	21-17
12/09	Patriots																									W	34-33
12/16	at Vikings																									L	17-41
12/23	Jaguars																									L	7-17
12/30	at Bills																									L	17-42
2018 TOTALS			0	0	0	0	0	0	0	0	0	0	0	0	0	0	0	0	0	0	0	0	0	0	0	12-4	

+ - Overtime

34 CHRIS LAMMONS

CORNERBACK



2019 GAME-BY-GAME REGULAR-SEASON STATISTICS (DOLPHINS/CHIEFS)

DATE	OPPONENT	P/S	TACKLES							INTERCEPTIONS					FUMBLES				ST				MISC		W/L	SCORE					
			TK	S	A	SK	YDS	TFL	YDS	QBH	NO	YDS	LG	TD	PD	FF	FR	TD	YDS	TK	S	A	FF	FR			S	A			
09/08	Ravens	P	0	0	0	0.0	0.0	0	0	0	0	0	0	0	1	0	0	0	0	0	0	0	0	0	0	0	L	10-59			
09/15	Patriots	P	1	1	0	0.0	0.0	0	0	0	0	0	0	0	0	0	0	0	0	0	0	0	0	0	0	L	0-43				
09/22	at Cowboys	P	3	1	2	0.0	0.0	0	0	0	0	0	0	1	0	0	0	0	0	0	0	0	0	0	0	L	6-31				
09/29	Chargers	P	0	0	0	0.0	0.0	0	0	0	0	0	0	0	0	0	0	0	0	0	0	0	0	0	0	L	10-30				
10/13	Redskins	P	1	0	1	0.0	0.0	0	0	0	0	0	0	0	0	0	0	0	0	0	0	0	0	0	0	L	16-17				
10/20	at Bills	P	1	1	0	0.0	0.0	0	0	0	0	0	0	0	0	0	0	0	0	0	0	0	0	0	0	L	21-31				
10/28	at Steelers	P	2	1	1	0.0	0.0	0	0	0	0	0	0	0	0	0	0	0	0	0	0	0	0	0	0	L	14-27				
11/03	Jets	P	3	2	1	0.0	0.0	0	0	0	0	0	0	0	0	0	0	0	0	0	0	0	0	0	0	W	26-18				
11/10	at Colts	P	1	1	0	0.0	0.0	0	0	0	0	0	0	0	0	0	0	0	0	0	0	0	0	0	0	W	16-12				
11/17	Bills	P	0	0	0	0.0	0.0	0	0	0	0	0	0	0	0	0	0	0	0	0	0	0	0	0	0	L	20-37				
11/24	at Browns	P	0	0	0	0.0	0.0	0	0	0	0	0	0	0	0	0	0	0	0	0	0	0	0	0	0	L	24-41				
12/01	Eagles	P	0	0	0	0.0	0.0	0	0	0	0	1	0	0	0	1	0	0	0	0	0	0	0	0	0	W	37-31				
12/08	at Jets																								L	21-22					
NOT ON ROSTER																															
Went from Dolphins to Chiefs .																															
12/15	Broncos																									W	23-3				
12/22	at Bears																									W	26-3				
12/29	Chargers																									W	31-21				
2019 TOTALS		2-0	12	7	5	0.0	0.0	0	0	0	0	1	0	0	0	3	0	0	0	0	0	0	1	1	0	0	0	0	0	0	6-10

2020 GAME-BY-GAME REGULAR-SEASON STATISTICS (CHIEFS)

DATE	OPPONENT	P/S	TACKLES							INTERCEPTIONS					FUMBLES				ST				MISC		W/L	SCORE					
			TK	S	A	SK	YDS	TFL	YDS	QBH	NO	YDS	LG	TD	PD	FF	FR	TD	YDS	TK	S	A	FF	FR			S	A			
09/10	Texans																									W	34-20				
09/20	at Chargers																									W	23-20+				
09/28	at Ravens																									W	34-20				
10/05	Patriots																									W	26-10				
10/11	Raiders																									L	32-40				
10/19	at Bills																									W	26-17				
10/25	at Broncos																									W	43-16				
11/01	Jets																									W	35-9				
11/08	Panthers																									W	33-31				
11/22	at Raiders																									W	35-31				
11/29	at Buccaneers																									W	27-24				
12/06	Broncos	P	0	0	0	0.0	0.0	0	0	0	0	0	0	0	0	0	0	0	0	0	0	0	0	0	0	W	22-16				
12/13	at Dolphins	P	0	0	0	0.0	0.0	0	0	0	0	0	0	0	0	0	0	0	0	0	0	0	0	0	0	W	33-27				
12/20	at Saints																									W	32-29				
12/27	Falcons																									W	17-14				
01/03	Chargers																									L	21-38				
2020 TOTALS		2-0	0	0	0	0.0	0.0	0	0	0	0	0	0	0	0	0	0	0	0	0	0	0	0	0	0	0	0	0	0	0	14-2

+ - Overtime

53 SHAQUILLE LEONARD

LINEBACKER



AP AP AP AP AP
2ND TEAM 1ST TEAM 1ST TEAM 1ST TEAM 1ST TEAM
 '19 '18 '20 '21 '19 '20 '21

SHAQUILLE LEONARD: SELECTED BY THE COLTS IN THE SECOND ROUND (36TH OVERALL) OF THE 2018 NFL DRAFT.

6-2 • 230 LBS
NFL EXP: 6
(6TH YEAR WITH THE COLTS)
BORN: 7/27/95



COLLEGE:
SOUTH CAROLINA STATE



4TH-AND-SHORT

- 4x All-Pro Selection (2018, 2020, 2021 First Team; 2019 Second Team).
- 3x Pro Bowl selection (2019, 2020, 2021).
- 2018 Associated Press Defensive Rookie of the Year.
- Only NFL player to register 300 total tackles in his first 30 career games.
- First player to record at least 10.0 sacks and five interceptions in his first 25 career games since at least 1982.
- As a rookie, led the NFL in tackles (163) in 2018.
- Launched the Maniac Foundation in 2021, which is dedicated to transforming communities through education, wellness and serving families in need.

DOWN THE STRETCH

Pregame ritual: I warmup the same exact way at the same exact time every game. I do the same drills just to try and get my body going.

What's on your bucket list: I want to be a Super Bowl champion and Defensive Player of the Year.

Favorite TV show: "Law and Order SVU"

Strangest thing you enjoy eating: Fish eyes

@DSLEON45

@MR_HIGHFLYER10

53 SHAQUILLE LEONARD

LINEBACKER

AP AP AP AP AP
2ND TEAM 1ST TEAM 1ST TEAM 1ST TEAM 1ST TEAM
'19 '18 '20 '21 '19 '20 '21




FOUR YEARS, FOUR ALL-PROS

What a first four years for a 2018 second-round pick. Leonard earned All-Pro honors in his first four seasons (First Team in 2018, 2020, 2021 and Second Team in 2019) and has also been selected to three Pro Bowls (2019, 2020, 2021). He has the most total All-Pro selections and the most First Team All-Pro selections by a linebacker in Colts history. He also became only the fourth linebacker to earn two First Team All-Pro selections in their first three seasons since 2010.



DEFENSIVE ROOKIE OF THE YEAR

Leonard was named the 2018 AP Defensive Rookie of the Year. He is just the third player in team history to win the award, joining Vernon Maxwell (1983) and Duane Bickett (1985). A rookie out of South Carolina State, Leonard became the first non-FBS conference player to win AP Defensive Rookie of the Year honors since Hugh Douglas (Central State) in 1995. He is the first Defensive Rookie of the Year award winner to lead the league in tackles since Luke Kuechly in 2012. Leonard is also the first Defensive Rookie of the Year winner that was drafted outside of the first round since DeMeco Ryans in 2006 (second round, 33rd overall). He became the first player to register at least 125 tackles, 7.0 sacks and four forced fumbles in a single season since Bryan Cox in 1992.




MANIAC FOUNDATION

Ever since entering the NFL, Leonard has contributed on the field, but also has made an impact in the Indianapolis community as well as his hometown, Lake View, S.C. He wanted to continue to give back, and in the 2021 offseason launched the Maniac Foundation, whose goal is to transform communities through education, wellness and serving families in need. He hosted his first event, a bike giveaway, in April of 2021 and distributed more than 100 bikes to children in South Carolina. Leonard partnered with the South Carolina Department of Social Services for the event.



A FAMILY MENTOR

Leonard's half-brother, Anthony Waters, was selected in the third round of the 2007 NFL Draft by the San Diego Chargers and also spent time with the New Orleans Saints and the Buffalo Bills. Waters is retired now, but Leonard says he has received plenty of advice from him so far in his career. "He told me to outwork the guy beside me and if I look to my left and right I am doing the wrong thing because I can only control what I can control." Waters also made sure Leonard knew that careers can end quickly. "He just told me to keep my eyes focused and to not take it for granted because it could be over in a split second."



300 IN 30

In Week 2 of 2020 vs. Minnesota, Leonard led the team in tackles (six) and solo tackles (five) and reached 300 career tackles. Since at least 1987, he became the first NFL player to reach 300 total tackles in his first 30 career games.



53 SHAQUILLE LEONARD

LINEBACKER

AP AP AP AP
2ND TEAM 1ST TEAM 1ST TEAM 1ST TEAM
'19 '18 '20 '21
O O O
OFFENSIVE DEFENSIVE SPECIAL TEAMS



A STUDENT AND TEACHER OF THE GAME

When Leonard was at S.C. State, he would make trips back home to coach players back at his high school. "We started our season a little later than them so every time I could go home I would and every time I could watch film on their opponents I would. I would give little hints when I saw some things that guys were doing." With his help, his former high school, Lake View High School in South Carolina, won a state title in 2016. He plans to coach when his playing career is over because he enjoys seeing the players succeed. "It was pretty rewarding."



DEFENSIVE PLAYER OF THE MONTH

In 2018, Leonard was named AFC Defensive Player of the Month for the month of December. It marked the first time that he won the award in his career. Leonard joined Edgerrin James (1999) as the only Colts to win AFC Player of the Month recognition as a rookie. In the month of December, Leonard totaled 49 tackles (34 solo), 3.0 tackles for loss, 1.0 sack, five passes defended and one interception. He was one of just two players in the NFL to tally at least 40 tackles, 3.0 tackles for loss, 1.0 sack and one interception.



DEFENSIVE PLAYER OF THE WEEK

In Week 17 of 2020 vs. Jacksonville, Leonard was named the AFC Defensive Player of the Week after he compiled 10 tackles (eight solo), 1.0 sack, two passes defended and one forced fumble to help Indianapolis clinch a playoff berth. He was the sixth Indianapolis player to earn AFC Player of the Week honors in 2020.



THE MANIAC

Leonard is known for his energy both on and off the field. He wanted to go to Clemson, but they never offered him a scholarship. He made sure to make them feel his presence when he had the opportunity to play them in 2016. Although S.C. State lost, Leonard had 19 total tackles. "The next day on campus everybody was calling me Maniac so it kind of just went from there." He has embraced the nickname and tries to emulate it every time he steps on the field. "If you see me at 5:30 in the morning at practice you will see why they call me Maniac because I scream at the top of my lungs just having fun and doing crazy stuff."

DEFENSIVE ROOKIE OF THE MONTH

In 2018, Leonard started his NFL career by winning the Defensive Rookie of the Month Award in September after finishing the month ranking first in total tackles (54) and solo tackles (38), third in tackles for loss (7.0) and tied for sixth in sacks (4.0) in the NFL. He ended the month being the only player in the NFL with at least 25 tackles and 4.0 sacks. Since 1994, Leonard's 54 tackles through the first four games are the most by any player in a team's first four games. In Week 2, he was awarded Defensive Player of the Week and Pepsi Rookie of the Week after a 19-tackle (15 solo), 1.0 tackle for loss, 1.0 sack, one pass defended and one forced fumble performance.



NFL HIGHLIGHTS

- Has appeared in 61 games (59 starts) and has totaled 549 tackles (351 solo), 30.0 tackles for loss, 15.0 sacks, 31 passes defended 12 interceptions (one returned for a touchdown), 17 forced fumbles and seven fumble recoveries. Has started three postseason games and has registered 39 tackles (24 solo), 1.0 tackle for loss, one pass defended, one forced fumble and one fumble recovery.
- In 2022, he appeared in three games (one start) and recorded 11 tackles (eight solo), one pass defended and one interception. In Week 8 vs. Washington, he accumulated four tackles (three solo), one pass defended and one interception. Since 2018, he leads all linebackers in interceptions (12).
- Named a First Team Associated Press All-Pro selection and a Pro Bowl choice after he started 16 games in 2021 and compiled 122 tackles (75 solo), 4.0 tackles for loss, eight passes defended, four interceptions, eight forced fumbles and three fumble recoveries. In



NFL HIGHLIGHTS CONT...

Week 1 vs. Seattle, he tallied his 10th career forced fumble and became only the fifth player to hit that mark in their first 43 games since 2009 (T.J. Watt, Yannick Ngakoue, Alec Ogletree and Von Miller). In Week 4 at Miami, he recorded eight tackles (five solo), 1.0 tackle for loss, one pass defended and one fumble recovery. In Week 5 at Baltimore, he compiled a team-high 13 tackles (six solo) one fumble recovery. In Week 6 vs. Houston, he tallied seven tackles (six solo), one pass defended, one interception and one forced fumble. In Week 7 at San Francisco, he recorded seven tackles (two solo) and one forced fumble. In Week 8 vs. Tennessee, he compiled eight tackles (five solo), 1.0 tackle for loss and one pass defended. Leonard reached 300 career solo tackles and became just the 10th player in franchise history to reach that plateau since 1994. In Week 9 vs. New York Jets, he compiled seventackles(five solo)andoneforced fumble. In Week 10 vs. Jacksonville, he compiled six tackles (four solo) and passed Robert Mathis (484) for the sixth-most tackles in team history. In Week 11 at Buffalo, he passed Jeff Herrod (491) for the second-most tackles by a Colts player in their first four seasons. In Week 12 vs. Tampa Bay, he compiled a single-game season-high 15 tackles (12 solo), one pass defended and one forced fumble. He reached 500 career tackles and became just the sixth player in franchise history to reach that plateau (since 1994). Leonard passed Gary Brackett (23) for the most 10-plus tackle games in franchise history (since 1987). In Week 15 vs. New England, he compiled a team-high 10 tackles (seven solo), 1.0 tackle for loss, one pass defended, one interception and one forced fumble. He reached 100 tackles for the season. Since 1987, Leonard is just the fifth player in Colts history to compile four consecutive 100-tackle seasons. In Week 17 vs. Las Vegas, he accumulated seven tackles (six solo), one pass defended, one interception and one forced fumble. He passed Quentin Coryatt (525) for the fifth-most tackles in team history. Leonard also passed Duane Bickett (524) for the most tackles by a Colts player in their first four seasons.

- In 2020, he earned Associated Press First Team All-Pro and PFWA All-AFC Team honors after he started 14 games and tallied 132 tackles (86 solo), 7.0 tackles for loss, 3.0 sacks, seven passes defended, three forced fumbles and two fumble recoveries. He was selected to his second-career Pro Bowl. In Week 2 vs. Minnesota, he reached 300 career tackles. Since at least 1987, he became the first NFL player to eclipse 300 total tackles in his first 30 career games. Since at least 1987, Patrick Willis registered the most tackles (295) in a player's first 30 career games from 2007-08. In Week 3 vs. the New York Jets, he led the team in tackles (11) and solo tackles (seven), while adding 1.0 tackle for loss and one pass defended. In Week 8 at Detroit, he led the team in tackles with nine (seven solo), while also adding 1.0 tackle for loss, 1.0 sack and one forced fumble. In Week 9 vs. Baltimore, he registered 15 tackles (13 solo), 1.0

NFL HIGHLIGHTS CONT...

tackle for loss and one fumble recovery. His 13 solo tackles were tied for the second-most in the NFL in a single game in 2020 and his 15 total tackles tied for the fourth-most. In Week 12 vs. Tennessee, he led the team in tackles with 14 (10 solo) and also added 1.0 tackle for loss, 1.0 sack and one pass defended. In Week 13 at Houston, he recorded six tackles (four solo) and one pass defended. With his first three tackles, he passed Jerrell Freeman (366) for the second-most tackles in a player's first three seasons in Colts history. In Week 14 at Las Vegas, he led the team in tackles with 11 (eight solo) and 1.0 tackle for loss. In Week 15 vs. Houston, he led the team in tackles with 15 (nine solo) and one forced fumble. His forced fumble came on Houston's last possession and helped seal the win following teammate Bobby Okereke's recovery in the end zone. In Week 16 at Pittsburgh, he led the team in tackles with 10 (four solo) and 1.0 tackle for loss. He passed Duane Bickett (398) for the most tackles in a player's first three seasons in Colts history. He reached 400 tackles for his career. Since 1987, he became just the 10th player in NFL history to reach 400 career tackles in their first three seasons and he tied Patrick Willis (41 games) as the second-fastest to do so. In Week 17 vs. Jacksonville, he earned AFC Defensive Player of the Week honors after he led the team in tackles with 10 (eight solo), 1.0 sack, two passes defended and one forced fumble. He passed Patrick Willis (411) for the second-most tackles by a player in their first 42 career games (since 1987). Started one postseason game and tallied 12 tackles (nine solo).

- Started 13 games in 2019 and had 121 tackles (71 solo), 7.0 tackles for loss, 5.0 sacks, seven passes defended, five interceptions and two forced fumbles. He was named to his first career Pro Bowl, Second Team Associated Press All-Pro and to the PFWA All-AFC team. In Week 2 at Tennessee, he led the team in tackles (10) and added 1.0 tackle for loss and 1.0 sack. In Week 7 vs. Houston, he led the team in tackles (10) and added one pass defended and one interception. In Week 8 vs. Denver, he led the team in tackles (10) and added 1.0 tackle for loss and 1.0 sack. He eclipsed 200 career tackles and became the fastest player to reach that plateau since at least 2000. In Week 10 vs. Miami, he had a season-high 13 tackles (11 solo), 2.0 tackles for loss, 1.0 sack, two passes defended, one interception and one forced fumble. In Week 13 vs. Tennessee, he tallied 11 tackles (five solo), 1.0 tackle for loss and 2.0 sacks. His 2.0 sacks tied for his single-game career-high. In Week 14 at Tampa Bay, he totaled nine tackles (three solo), 1.0 tackle for loss, two passes defended and two interceptions with one returned for a touchdown. He became the first player since at least 1982 to record 10-plus sacks and five-plus interceptions in his first 25 games.
- In 2018, Leonard started 15 games and led the league with 163 tackles (111 solo), 12.0 tackles for loss,



NFL HIGHLIGHTS CONT...

7.0 sacks, two interceptions, eight passes defended, four forced fumbles and two fumble recoveries. He became the first rookie to lead the league in tackles since Luke Kuechly in 2012. He was named AP First Team All-Pro. Leonard and teammate Quenton Nelson joined Alan Ameche (1955), Milt Davis (1957) and Edgerrin James (1999) as the only Colts rookies to be selected Associated Press First Team All-Pro. Leonard and Nelson also became the first rookie tandem to be named AP First Team All-Pro since Dick Butkus and Gale Sayers (Chicago) did it in 1965. Leonard was also named AP Defensive Rookie of the Year. He was just the third player in team history to win the award, joining Vernon Maxwell (1983) and Duane Bickett (1985). Leonard was named the PFWA Defensive Player of the Year and was also selected by the PFWA to their All-AFC and All-Rookie Teams. In Week 1 vs. Cincinnati, he started his first NFL game and led the team in tackles with nine (six solo) and had a fumble recovery. He was the first Colts rookie to lead the team in tackles in his first start since Henry Anderson in 2015. In Week 2 at Washington, he had a team-high 19 tackles (15 solo), 1.0 tackle for loss, 1.0 sack, one pass defended and one forced fumble. His 19 tackles were the most by a Colts player since 9/25/11. He was named the AFC Defensive Player of the Week as well as Pepsi Rookie of the Week. In Week 3 at Philadelphia, he had a team-leading 13 tackles (nine solo), 5.0 tackles for loss, 2.0 sacks and one pass defended. In Week 4 vs. Houston, he had a team-high 13 tackles (eight solo), 1.0 tackle for loss and 1.0 sack. In Week 6 at the New York Jets, he had eight tackles (four solo) and one forced fumble. In Week 7 vs. Buffalo, he had a team-high 17 tackles (12 solo) and a fumble recovery. In Week 8 at Oakland, he was voted Pepsi Rookie of the Week after he led the team in tackles with nine (four solo) and had one forced fumble. In Week 11 vs. Tennessee, he had seven tackles (five solo), 1.0 sack, one interception, one pass defended and one forced fumble. His interception was the first of his career. In Week 12 vs. Miami, he led the team in tackles (10) and solo tackles (nine) and also had 1.0 sack and 1.0 tackle for loss. In Week 14 at Houston, he tied for the team-high in tackles (12) and solo tackles (nine) and had 1.0 sack, 1.0 tackle for loss and one pass defended. In Week 15 vs. Dallas, he had a team-high 11 tackles (nine solo), 1.0 tackle for loss and two passes defended. In Week 16 vs. the New York Giants, he had a team-high nine tackles (eight solo). In Week 17 at Tennessee, he was named AFC Defensive Player of the Week after he led the team in tackles (eight) and had two passes defended and an interception. He passed Jeff Herrod (160) for the most tackles in a single season in franchise history. He became the first Colts rookie to win Defensive Player of the Week twice. He joined Marvin Harrison and Edgerrin James as the only rookies to win Player of the Week honors multiple times as a rookie. Started two postseason games and led the team with 27 tackles (15 solo), 1.0 tackle for loss, one forced fumble, one fumble recovery and one pass defended.

NFL HIGHLIGHTS CONT...

Leonard's 27 tackles in the postseason were the third-most in a single postseason in team history since 1994. In the AFC Divisional Round at Kansas City, he led the team with 14 tackles (10 solo), 1.0 tackle for loss, one forced fumble and one fumble recovery. Since 1994, Leonard is one of three Colts players (Jerrell Freeman and Gary Brackett) to have 10 tackles and a forced fumble in a playoff game. His 14 tackles in a playoff game are the second most in team history.

COLLEGE HIGHLIGHTS

- Started all 43 games in four seasons (2014-17) as a linebacker at South Carolina State and led the team in tackles in three seasons (2014, 2016-17).
- Set the all-time school record with 394 tackles (274 solo). Also tallied 53.0 tackles for loss, 21.5 sacks, six interceptions, eight forced fumbles, three fumble recoveries and two blocked kicks.
- Earned First Team All-Mid-Eastern Athletic Conference (MEAC) honors in three consecutive seasons (2015-17).
- Named the MEAC Defensive Player of the Year in back-to-back seasons (2016-17).
- As a senior in 2017, started all 10 games and was named the MEAC Defensive Player of the Year for the second straight year. Recorded a team-high 113 tackles (73 solo), 11.5 tackles for loss, 8.0 sacks, two interceptions and one forced fumble.
- Started all 11 games in 2016 and was named the MEAC Defensive Player of the Year. Tallied a team-high 124 tackles (78 solo), 14.5 tackles for loss, 3.5 sacks, two interceptions, four forced fumbles and two blocked kicks.
- Started all 11 games at linebacker in 2015 and earned First Team All-MEAC honors for the first time in his career. Totaled 70 tackles (50 solo), 13.5 tackles for loss, 5.0 sacks, two interceptions, one forced fumble and one fumble recovery.
- In 2014, started every game (11) as a redshirt freshman and led the team with 87 tackles (73 solo), earning him the MEAC Freshman of the Year award. Also finished with 13.5 tackles for loss, 5.0 sacks, two forced fumbles and two fumble recoveries.



PERSONAL

- Attended Lake View (S.C.) High School.
- Leonard's brother, Anthony Waters, played linebacker at Clemson. He was selected in the third round (96th overall) of the 2007 NFL Draft by the San Diego Chargers. He also spent time with the New Orleans Saints and Buffalo Bills.
- Was honored by his hometown Lake View, S.C. on March 16, 2019, which was declared Darius Leonard Day as he was given the key to the city.
- Hosted a free football camp and bike giveaway in his hometown in 2018.
- Participated in the NFL's My Cause My Cleats initiative and represented the Lupus Foundation of America (2019-22) and the Edwin Jackson 53 Foundation (2018).
- In 2020, he volunteered in many Colts community initiatives, including three mobile pantry distributions, attending a Marion County Juvenile Detention Center activation event and participating at the Colts' Election Day tent outside of Lucas Oil Stadium, which included passing out stickers, masks and shirts.
- Participated in multiple community events with the Colts in 2019, including the Colts Youth Football Camp, Haunted Runway show with kids battling cancer and Pros vs. GI Joes event.
- Married to his wife, Kayla, and they have two daughters, Mia and Laila.

SHAQUILLE LEONARD'S - NFL REGULAR SEASON STATISTICS

DATE	TEAM	GP	GS	TACKLES								INTERCEPTIONS					FUMBLES				ST				MISC					
				TK	S	A	TFL	YDS	SK	YDS	QBH	NO	YDS	LG	TD	PD	FF	FR	TD	YDS	TK	S	A	FF	FR	S	A			
2018	Colts	15	15	163	111	52	12	53	7.0	48.0	8	2	38	28	0	8	4	2	0	0	0	0	0	0	0	0	0	0	0	
2019	Colts	13	13	121	71	50	7	24	5.0	26.5	6	5	92	80t	1	7	2	0	0	0	0	0	0	0	0	0	0	0	0	
2020	Colts	14	14	132	86	46	7	10	3.0	21.0	3	0	0	0	0	7	3	2	0	3	0	0	0	0	0	0	0	0	0	
2021	Colts	16	16	122	75	47	4	10	0.0	0.0	3	4	12	7	0	8	8	3	0	29	0	0	0	0	0	0	0	0	0	
2022	Colts	3	1	11	8	3	0	0	0.0	0.0	0	1	15	15	0	1	0	0	0	0	0	0	0	0	0	0	0	0	0	
TOTALS		61	59	549	351	198	30	97	15.0	95.5	20	12	157	80T	1	31	17	7	0	32	0	0	0	0	0	0	0	0	0	0

SHAQUILLE LEONARD'S - NFL POSTSEASON STATISTICS

DATE	TEAM	GP	GS	TACKLES								INTERCEPTIONS					FUMBLES				ST				MISC					
				TK	S	A	TFL	YDS	SK	YDS	QBH	NO	YDS	LG	TD	PD	FF	FR	TD	YDS	TK	S	A	FF	FR	S	A			
2018	Colts	2	2	27	15	12	1	5	0.0	0.0	0	0	0	0	0	1	1	1	0	0	0	0	0	0	0	0	0	0	0	0
2020	Colts	1	1	12	9	3	0	0	0.0	0.0	0	0	0	0	0	0	0	0	0	0	0	0	0	0	0	0	0	0	0	0
TOTALS		3	3	39	24	15	1	5	0.0	0.0	0	0	0	0	0	1	1	1	0	0	0	0	0	0	0	0	0	0	0	0

53

SHAQUILLE LEONARD

LINEBACKER



SINGLE-GAME HIGHS: DEFENSIVE

Total Tackles	19 at Washington Redskins, Sep 16, 2018 17 vs. Buffalo Bills, Oct 21, 2018 15 vs. Tampa Bay Buccaneers, Nov 28, 2021 ...2 more at 15.	Fumble Recoveries	1 at Baltimore Ravens, Oct 11, 2021 ...6 more at 1.
Solo Tackles	15 at Washington Redskins, Sep 16, 2018 13 vs. Baltimore Ravens, Nov 08, 2020 12 vs. Tampa Bay Buccaneers, Nov 28, 2021 ...1 more at 12.	Tackles For Loss	5 at Philadelphia Eagles, Sep 23, 2018 2 vs. Miami Dolphins, Nov 10, 2019 1 vs. New England Patriots, Dec 18, 2021 ...22 more at 1.
Sacks	2.0 vs. Tennessee Titans, Dec 01, 2019 ...1 more at 2.0.	Interceptions	2 at Tampa Bay Buccaneers, Dec 08, 2019 1 vs. Washington Commanders, Oct 30, 2022 ...9 more at 1.
Passes Defensed	2 vs. Jacksonville Jaguars, Jan 03, 2021 ...4 more at 2.	Interception Return Yards	91 at Tampa Bay Buccaneers, Dec 08, 2019 28 at Tennessee Titans, Dec 30, 2018 10 vs. Tennessee Titans, Nov 18, 2018
Forced Fumbles	2 vs. Las Vegas Raiders, Jan 02, 2022 1 vs. New England Patriots, Dec 18, 2021 ...14 more at 1.	Longest Opponent's Fumble Return	21 at Baltimore Ravens, Oct 11, 2021 8 at Miami Dolphins, Oct 03, 2021 3 vs. Baltimore Ravens, Nov 08, 2020

SINGLE-GAME HIGHS - POSTSEASON: DEFENSIVE

Total Tackles	14 at Kansas City Chiefs, Jan 12, 2019 13 at Houston Texans, Jan 05, 2019 12 at Buffalo Bills, Jan 09, 2021	Forced Fumbles	1 at Kansas City Chiefs, Jan 12, 2019
Solo Tackles	10 at Kansas City Chiefs, Jan 12, 2019 9 at Buffalo Bills, Jan 09, 2021 5 at Houston Texans, Jan 05, 2019	Fumble Recoveries	1 at Kansas City Chiefs, Jan 12, 2019
Passes Defensed	1 at Houston Texans, Jan 05, 2019	Tackles For Loss	1 at Kansas City Chiefs, Jan 12, 2019

2018 GAME-BY-GAME REGULAR-SEASON STATISTICS (COLTS)

DATE	OPPONENT	P/S	TACKLES							INTERCEPTIONS					FUMBLES				ST				MISC		W/L	SCORE		
			TK	S	A	SK	YDS	TFL	YDS	QBH	NO	YDS	LG	TD	PD	FF	FR	TD	YDS	TK	S	A	FF	FR			S	A
09/09	Bengals	S	9	6	3	0.0	0.0	0	0	0	0	0	0	0	0	0	1	0	0	0	0	0	0	0	0	0	L	23-34
09/16	at Redskins	S	19	15	4	1.0	10.0	1	10	1	0	0	0	0	1	1	0	0	0	0	0	0	0	0	0	W	21-9	
09/23	at Eagles	S	13	9	4	2.0	19.0	5	26	2	0	0	0	0	1	0	0	0	0	0	0	0	0	0	0	L	16-20	
09/30	Texans	S	13	8	5	1.0	5.0	1	5	1	0	0	0	0	0	0	0	0	0	0	0	0	0	0	0	L	34-37+	
10/04	at Patriots		[LEGACY] INJURED/DID NOT PLAY																								L	24-38
10/14	at Jets	S	8	4	4	0.0	0.0	0	0	0	0	0	0	0	0	1	0	0	0	0	0	0	0	0	0	0	L	34-42
10/21	Bills	S	17	12	5	0.0	0.0	0	0	0	0	0	0	0	0	0	1	0	0	0	0	0	0	0	0	0	W	37-5
10/28	at Raiders	S	9	4	5	0.0	0.0	0	0	1	0	0	0	0	0	1	0	0	0	0	0	0	0	0	0	0	W	42-28
11/11	Jaguars	S	9	5	4	0.0	0.0	1	0	0	0	0	0	0	0	0	0	0	0	0	0	0	0	0	0	0	W	29-26
11/18	Titans	S	7	5	2	1.0	2.0	0	0	1	1	10	10	0	1	1	0	0	0	0	0	0	0	0	0	0	W	38-10
11/25	Dolphins	S	10	9	1	1.0	3.0	1	3	1	0	0	0	0	0	0	0	0	0	0	0	0	0	0	0	0	W	27-24
12/02	at Jaguars	S	9	4	5	0.0	0.0	1	0	0	0	0	0	0	0	0	0	0	0	0	0	0	0	0	0	L	0-6	
12/09	at Texans	S	12	9	3	1.0	9.0	1	9	1	0	0	0	0	1	0	0	0	0	0	0	0	0	0	0	0	W	24-21
12/16	Cowboys	S	11	9	2	0.0	0.0	1	0	0	0	0	0	0	2	0	0	0	0	0	0	0	0	0	0	0	W	23-0
12/23	Giants	S	9	8	1	0.0	0.0	0	0	0	0	0	0	0	0	0	0	0	0	0	0	0	0	0	0	0	W	28-27
12/30	at Titans	S	8	4	4	0.0	0.0	0	0	0	1	28	28	0	2	0	0	0	0	0	0	0	0	0	0	0	W	33-17
2018 TOTALS		15-15	163	111	52	7.0	48.0	12	53	8	2	38	28	0	8	4	2	0	0	0	0	0	0	0	0	0	10-6	

+ - Overtime



@DSLEON45



@MR_HIGHFLYER10

53

SHAQUILLE LEONARD

LINEBACKER

AP AP AP AP
2ND TEAM 1ST TEAM 1ST TEAM 1ST TEAM
 '19 '18 '20 '21 '19 '20 '21



2019 GAME-BY-GAME REGULAR-SEASON STATISTICS (COLTS)

DATE	OPPONENT	P/S	TACKLES							INTERCEPTIONS					FUMBLES			ST				MISC		W/L	SCORE			
			TK	S	A	SK	YDS	TFL	YDS	QBH	NO	YDS	LG	TD	PD	FF	FR	TD	YDS	TK	S	A	FF			FR	S	A
09/08	at Chargers	S	8	4	4	0.0	0.0	0	0	0	0	0	0	0	1	0	0	0	0	0	0	0	0	0	0	0	L	24-30+
09/15	at Titans	S	10	6	4	1.0	7.0	1	7	1	0	0	0	0	0	0	0	0	0	0	0	0	0	0	0	0	W	19-17
09/22	Falcons																									W	27-24	
09/29	Raiders																									L	24-31	
10/06	at Chiefs																									W	19-13	
10/20	Texans	S	10	7	3	0.0	0.0	0	0	0	1	0	0	0	1	0	0	0	0	0	0	0	0	0	0	0	W	30-23
10/27	Broncos	S	10	6	4	1.0	1.0	1	1	1	0	0	0	0	0	0	0	0	0	0	0	0	0	0	0	0	W	15-13
11/03	at Steelers	S	9	8	1	0.0	0.0	0	0	0	0	0	0	0	0	0	0	0	0	0	0	0	0	0	0	0	L	24-26
11/10	Dolphins	S	13	11	2	1.0	4.0	2	4	1	1	1	1	0	2	1	0	0	0	0	0	0	0	0	0	0	L	12-16
11/17	Jaguars	S	5	3	2	0.0	0.0	0	0	0	0	0	0	0	0	0	0	0	0	0	0	0	0	0	0	0	W	33-13
11/21	at Texans	S	6	4	2	0.0	0.0	0	0	0	0	0	0	0	0	1	0	0	0	0	0	0	0	0	0	0	L	17-20
12/01	Titans	S	12	5	7	2.0	14.5	1	11	3	0	0	0	0	0	0	0	0	0	0	0	0	0	0	0	0	L	17-31
12/08	at Buccaneers	S	9	3	6	0.0	0.0	1	0	0	2	91	80	1	2	0	0	0	0	0	0	0	0	0	0	0	L	35-38
12/16	at Saints	S	12	6	6	0.0	0.0	0	0	0	0	0	0	0	0	0	0	0	0	0	0	0	0	0	0	0	L	7-34
12/22	Panthers	S	11	5	6	0.0	0.0	0	0	0	0	0	0	0	0	0	0	0	0	0	0	0	0	0	0	0	W	38-6
12/29	at Jaguars	S	6	3	3	0.0	0.0	1	1	0	1	0	0	0	1	0	0	0	0	0	0	0	0	0	0	0	L	20-38
2019 TOTALS		13-13	121	71	50	5.0	26.5	7	24	6	5	92	80T	1	7	2	0	0	0	0	0	0	0	0	0	0	7-9	

+ - Overtime

2020 GAME-BY-GAME REGULAR-SEASON STATISTICS (COLTS)

DATE	OPPONENT	P/S	TACKLES							INTERCEPTIONS					FUMBLES			ST				MISC		W/L	SCORE			
			TK	S	A	SK	YDS	TFL	YDS	QBH	NO	YDS	LG	TD	PD	FF	FR	TD	YDS	TK	S	A	FF			FR	S	A
09/13	at Jaguars	S	10	5	5	0.0	0.0	0	0	0	0	0	0	0	0	0	0	0	0	0	0	0	0	0	0	0	L	20-27
09/20	Vikings	S	6	5	1	0.0	0.0	1	2	0	0	0	0	0	1	0	0	0	0	0	0	0	0	0	0	0	W	28-11
09/27	Jets	S	10	6	4	0.0	0.0	1	1	0	0	0	0	0	1	0	0	0	0	0	0	0	0	0	0	0	W	36-7
10/04	at Bears	S	1	1	0	0.0	0.0	0	0	0	0	0	0	0	0	0	0	0	0	0	0	0	0	0	0	0	W	19-11
10/11	at Browns																									L	23-32	
10/18	Bengals																									W	31-27	
11/01	at Lions	S	9	7	2	1.0	15.0	1	2	1	0	0	0	0	0	1	0	0	0	0	0	0	0	0	0	0	W	41-21
11/08	Ravens	S	15	13	2	0.0	0.0	1	0	0	0	0	0	0	0	0	1	0	3	0	0	0	0	0	0	0	L	10-24
11/12	at Titans	S	9	3	6	0.0	0.0	0	0	0	0	0	0	0	0	0	0	0	0	0	0	0	0	0	0	0	W	34-17
11/22	Packers	S	6	4	2	0.0	0.0	0	0	0	0	0	0	0	1	0	1	0	0	0	0	0	0	0	0	0	W	34-31+
11/29	Titans	S	14	9	5	1.0	1.0	1	1	1	0	0	0	0	1	0	0	0	0	0	0	0	0	0	0	0	L	26-45
12/06	at Texans	S	6	4	2	0.0	0.0	0	0	0	0	0	0	0	1	0	0	0	0	0	0	0	0	0	0	0	W	26-20
12/13	at Raiders	S	11	8	3	0.0	0.0	1	3	0	0	0	0	0	0	0	0	0	0	0	0	0	0	0	0	0	W	44-27
12/20	Texans	S	15	9	6	0.0	0.0	0	0	0	0	0	0	0	0	1	0	0	0	0	0	0	0	0	0	0	W	27-20
12/27	at Steelers	S	10	4	6	0.0	0.0	1	1	0	0	0	0	0	0	0	0	0	0	0	0	0	0	0	0	0	L	24-28
01/03	Jaguars	S	10	8	2	1.0	5.0	0	0	1	0	0	0	0	2	1	0	0	0	0	0	0	0	0	0	0	W	28-14
2020 TOTALS		14-14	132	86	46	3.0	21.0	7	10	3	0	0	0	0	7	3	2	0	3	0	0	0	0	0	0	0	11-5	

+ - Overtime

53

SHAQUILLE LEONARD

LINEBACKER

AP AP AP AP
2ND TEAM 1ST TEAM 1ST TEAM 1ST TEAM
 '19 '18 '20 '21 '19 '20 '21



2021 GAME-BY-GAME REGULAR-SEASON STATISTICS (COLTS)

DATE	OPPONENT	P/S	TACKLES							INTERCEPTIONS				FUMBLES			ST			MISC		W/L	SCORE				
			TK	S	A	SK	YDS	TFL	YDS	QBH	NO	YDS	LG	TD	PD	FF	FR	TD	YDS	TK	S			A	FF	FR	S
09/12	Seahawks	S	5	5	0	0.0	0.0	0	0	0	0	0	0	0	0	1	0	0	0	0	0	0	0	0	0	L	16-28
09/19	Rams	S	6	3	3	0.0	0.0	1	5	0	0	0	0	0	0	0	0	0	0	0	0	0	0	0	0	L	24-27
09/26	at Titans	S	6	3	3	0.0	0.0	0	0	0	1	4	4	0	1	0	1	0	0	0	0	0	0	0	0	L	16-25
10/03	at Dolphins	S	8	5	3	0.0	0.0	1	2	0	0	0	0	0	0	1	0	1	0	8	0	0	0	0	0	W	27-17
10/11	at Ravens	S	13	6	7	0.0	0.0	0	0	0	0	0	0	0	0	0	1	0	21	0	0	0	0	0	0	L	25-31+
10/17	Texans	S	7	6	1	0.0	0.0	0	0	1	1	4	4	0	1	1	0	0	0	0	0	0	0	0	0	W	31-3
10/24	at 49ers	S	7	2	5	0.0	0.0	0	0	1	0	0	0	0	0	1	0	0	0	0	0	0	0	0	0	W	30-18
10/31	Titans	S	8	5	3	0.0	0.0	1	1	0	0	0	0	0	0	1	0	0	0	0	0	0	0	0	0	L	31-34+
11/04	Jets	S	7	5	2	0.0	0.0	0	0	0	0	0	0	0	0	1	0	0	0	0	0	0	0	0	0	W	45-30
11/14	Jaguars	S	6	4	2	0.0	0.0	0	0	0	0	0	0	0	0	0	0	0	0	0	0	0	0	0	0	W	23-17
11/21	at Bills	S	5	2	3	0.0	0.0	0	0	0	0	0	0	0	0	0	0	0	0	0	0	0	0	0	0	W	41-15
11/28	Buccaneers	S	15	12	3	0.0	0.0	0	0	0	0	0	0	0	0	1	1	0	0	0	0	0	0	0	0	L	31-38
12/05	at Texans	S	4	2	2	0.0	0.0	0	0	0	0	0	0	0	0	0	0	0	0	0	0	0	0	0	0	W	31-0
12/18	Patriots	S	10	8	2	0.0	0.0	1	2	1	1	-3	-3	0	1	1	0	0	0	0	0	0	0	0	0	W	27-17
12/25	at Cardinals																									W	22-16
01/02	Raiders	S	8	6	2	0.0	0.0	0	0	0	1	7	7	0	1	2	0	0	0	0	0	0	0	0	0	L	20-23
01/09	at Jaguars	S	7	1	6	0.0	0.0	0	0	0	0	0	0	0	0	0	0	0	0	0	0	0	0	0	0	L	11-26
2021 TOTALS		16-16	122	75	47	0.0	0.0	4	10	3	4	12	7	0	8	8	3	0	29	0	0	0	0	0	0	9-8	

+ - Overtime

2022 GAME-BY-GAME REGULAR-SEASON STATISTICS (COLTS)

DATE	OPPONENT	P/S	TACKLES							INTERCEPTIONS				FUMBLES			ST			MISC		W/L	SCORE				
			TK	S	A	SK	YDS	TFL	YDS	QBH	NO	YDS	LG	TD	PD	FF	FR	TD	YDS	TK	S			A	FF	FR	S
09/11	at Texans																									T	20-20
09/18	at Jaguars																									L	0-24
09/25	Chiefs																									W	20-17
10/02	Titans	S	2	1	1	0.0	0.0	0	0	0	0	0	0	0	0	0	0	0	0	0	0	0	0	0	0	L	17-24
10/06	at Broncos																									W	12-9+
10/16	Jaguars																									W	34-27
10/23	at Titans																									L	10-19
10/30	Commanders	P	4	3	1	0.0	0.0	0	0	0	1	15	15	0	1	0	0	0	0	0	0	0	0	0	0	L	16-17
11/06	at Patriots	P	5	4	1	0.0	0.0	0	0	0	0	0	0	0	0	0	0	0	0	0	0	0	0	0	0	L	3-26
11/13	at Raiders																									W	25-20
11/20	Eagles																									L	16-17
11/28	Steelers																									L	17-24
12/04	at Cowboys																									L	19-54
12/17	at Vikings																									L	36-39+
12/26	Chargers																									L	3-20
01/01	at Giants																									L	10-38
01/08	Texans																									L	31-32
2022 TOTALS		3-1	11	8	3	0.0	0.0	0	0	0	1	15	15	0	1	0	0	0	0	0	0	0	0	0	0	4-12-1	

+ - Overtime

2018 GAME-BY-GAME POSTSEASON STATISTICS (COLTS)

DATE	OPPONENT	P/S	TACKLES							INTERCEPTIONS				FUMBLES			ST			MISC		W/L	SCORE				
			TK	S	A	SK	YDS	TFL	YDS	QBH	NO	YDS	LG	TD	PD	FF	FR	TD	YDS	TK	S			A	FF	FR	S
01/05	at Texans	S	13	5	8	0.0	0.0	0	0	0	0	0	0	0	1	0	0	0	0	0	0	0	0	0	0	W	21-7
01/12	at Chiefs	S	14	10	4	0.0	0.0	1	5	0	0	0	0	0	0	1	1	0	0	0	0	0	0	0	0	L	13-31
2018 TOTALS		2-2	27	15	12	0.0	0.0	1	5	0	0	0	0	0	1	1	1	0	0	0	0	0	0	0	0	1-1	

2020 GAME-BY-GAME POSTSEASON STATISTICS (COLTS)

DATE	OPPONENT	P/S	TACKLES							INTERCEPTIONS				FUMBLES			ST			MISC		W/L	SCORE				
			TK	S	A	SK	YDS	TFL	YDS	QBH	NO	YDS	LG	TD	PD	FF	FR	TD	YDS	TK	S			A	FF	FR	S
01/09	at Bills	S	12	9	3	0.0	0.0	0	0	0	0	0	0	0	0	0	0	0	0	0	0	0	0	0	0	L	24-27
2020 TOTALS		1-1	12	9	3	0.0	0.0	0	0	0	0	0	0	0	0	0	0	0	0	0	0	0	0	0	0	0-1	

94 TYQUAN LEWIS

DEFENSIVE END

(TIE-kwon)



TYQUAN LEWIS: SELECTED BY THE COLTS IN THE SECOND ROUND (64TH OVERALL) OF THE 2018 NFL DRAFT.

6-3 • 267 LBS
NFL EXP: 6
(6TH YEAR WITH THE COLTS)
BORN: 1/30/95



COLLEGE:
OHIO STATE

4TH-AND-SHORT

- In his first five seasons, he compiled 70 tackles (49 solo), 17.0 tackles for loss, 9.5 sacks, seven passes defended, one interception and one forced fumble in 48 games (15 starts).
- In Week 8 of 2020 at DET, he tallied 2.0 tackles for loss and 2.0 sacks, which both tied single-game career highs.
- Finished his career at Ohio State with 23.5 sacks, which ranked sixth all-time in school history.
- Named the 2016 Smith-Brown Defensive Lineman of the Year (best defensive lineman in the Big Ten).

DOWN THE STRETCH

Pregame ritual: I like to put on some nice calm music. I listen to the The Weeknd a lot.

What's on your bucket list: As a kid, I always wanted to swim with a killer whale.

Pets: I have a Rottweiler named Apollo.

Hidden talents: I can dunk really well.

Who is your inspiration: My great grandmother and my mom.

Favorite movie: "Cinderella Man"

Three people you would invite to dinner: Will Smith, my great grandmother and my grandpa.

Strangest thing you have ever eaten: Calamari



@PRIMETIME_LEWIS



@PRIMETIME_LEWIS

94 TYQUAN LEWIS

DEFENSIVE END

(TIE-kwan)



A FAMILY MAN

Lewis was the male leader in his household growing up. His father wasn't around and Lewis took on the responsibility of being a role model to his three younger brothers. He would always go to their games when he could and offer advice to them. When he left home to go to Ohio State, his family adapted and still managed to stay close. He decided to host his draft party back home in Pinetops, N.C. with friends and family. After he got the call from the Colts, he even made sure to FaceTime his brother to make sure he was included in the family photo celebrating the occasion.



NFL HIGHLIGHTS

- In five seasons with the Colts, he has appeared in 48 games (15 starts) and has compiled 70 tackles (49 solo), 17.0 tackles for loss, 9.5 sacks, seven passes defended, one interception and one forced fumble. Has competed in one postseason game and has tallied three solo tackles.
- He appeared in seven games (four starts) in 2022 and compiled 14 tackles (eight solo), 2.0 tackles for loss, 1.0 sack, two passes defended and one forced fumble. Placed on the Injured Reserve list on October 31, 2022.
- In 2021, he competed in eight games (two starts) and registered 14 tackles (10 solo), 3.0 tackles for loss, 2.5 sacks, two passes defended and one interception. In Week 5 at Baltimore, he compiled four tackles (two solo) and 1.5 sacks. In Week 8 vs. Tennessee, he compiled one solo tackle, 1.0 tackle for loss, 1.0 sack, one pass defended and one interception. Placed on the Injured Reserve list on November 1, 2021.
- Appeared in all 16 games (four starts) in 2020 and tallied 24 tackles (19 solo), 8.0 tackles for loss, 4.0 sacks and two passes defended. In Week 2 vs. Minnesota, he accumulated two tackles (one solo), 1.0 tackle for loss and 1.0 sack. In Week 6 vs. Cincinnati, he recorded five tackles (two solo), 1.0 tackle for loss and half a sack. In Week 8 at Detroit, he tallied three solo tackles, 2.0 tackles for loss, 2.0 sacks and one pass defended. He tied his career-highs in tackles for loss and sacks. In Week 12 vs. Tennessee, he recorded five solo tackles, 1.0 tackle for loss and one pass defended. He tied his career-high in tackles and set a new career-high in solo tackles. Competed in one postseason game and tallied three solo tackles.
- In 2019, appeared in nine games and registered five tackles (three solo) and 1.0 tackle for loss.
- In 2018, he played in eight games (six starts) and tallied 13 tackles (nine solo), 3.0 tackles for loss, 2.0 sacks and one pass defended. In Week 15 vs. Dallas, he had four tackles (three solo), 2.0 tackles for loss and 2.0 sacks.

COLLEGE HIGHLIGHTS

- Played in 53 games (36 starts) in four seasons (2014-17) as a defensive lineman at Ohio State.
- Helped the Buckeyes win six different championships: the 2014 College Football Playoff (CFP) National Championship, a 2014 Sugar Bowl title, a 2015 Fiesta Bowl title, a 2017 Cotton Bowl title and Big Ten championships in 2014 and 2017.
- The two-time team captain finished his career with 112 tackles (63 solo), 36.5 tackles for loss, 23.5 sacks, five passes defended and five forced fumbles.
- In 2016, was named the Smith-Brown Defensive Lineman of the Year, awarded to the best defensive lineman in the Big Ten.
- His 23.5 sacks rank sixth all-time in Ohio State history.
- As a senior team captain in 2017, played in all 14 games (10 starts) for the Buckeyes. Tallied 20 tackles (12 solo), 9.5 tackles for loss, 7.0 sacks, two passes defended and two forced fumbles. Garnered First Team All-Big Ten honors from the coaches and media for the second consecutive season.
- In 2016, was named a team captain and started all 13 games for the second consecutive season. Registered 29 tackles (17 solo), 10.5 tackles for loss, 8.0 sacks, two passes defended and three forced fumbles.
- Started all 13 games on the defensive line for Ohio State in 2015. Totaled career-highs in tackles (54) and tackles for loss (14.0) and added 8.0 sacks and one pass defended. Received All-Big Ten honorable mention accolades from the coaches and media.
- Appeared in 13 games in 2014, including the CFP national semifinal vs. Alabama and CFP National Championship game against Oregon, and recorded nine tackles (three solo), 2.5 tackles for loss and half a sack.

PERSONAL

- Attended Tarboro (N.C.) High School, where he helped the Vikings win three consecutive North Carolina Class 2A state championships under coach Jeff Craddock.
- Finished his senior season with 13.0 sacks and was named to The Associated Press all-state team.
- Rated as a four-star defensive end prospect (*Rivals*, *Scout* and *247Sports*).
- Participated in the NFL's My Cause My Cleats initiative and represented the Alzheimer's Association (2018-22).
- In 2020, he volunteered at a Colts' mobile pantry distribution as part of the No One Runs on Empty program.
- Graduated from Ohio State in December of 2016 with a degree in sociology.
- First name is pronounced TIE-kwan.



@PRIMETIME_LEWIS



@PRIMETIME_LEWIS

94 TYQUAN LEWIS

DEFENSIVE END

(TIE-kwon)



TYQUAN LEWIS' - NFL REGULAR SEASON STATISTICS

DATE	TEAM	GP	GS	TACKLES							INTERCEPTIONS					FUMBLES				ST			MISC							
				TK	S	A	TFL	YDS	SK	YDS	QBH	NO	YDS	LG	TD	PD	FF	FR	TD	YDS	TK	S	A	FF	FR	S	A			
2018	Colts	8	6	13	9	4	3	18	2.0	16.0	8	0	0	0	0	1	0	0	0	0	0	0	0	0	0	0	0	0	0	0
2019	Colts	9	0	5	3	2	1	2	0.0	0.0	1	0	0	0	0	0	0	0	0	0	0	0	0	0	0	0	0	0	0	
2020	Colts	16	3	24	19	5	8	21	4.0	20.0	6	0	0	0	0	2	0	0	0	0	0	0	0	0	0	0	0	0	0	
2021	Colts	8	2	14	10	4	3	11	2.5	3.5	6	1	8	8	0	2	0	0	0	0	0	0	0	0	0	0	0	0	0	
2022	Colts	7	4	14	8	6	2	11	1.0	8.0	4	0	0	0	0	2	1	0	0	0	0	0	0	0	0	0	0	0	0	
TOTALS		48	15	70	49	21	17	63	9.5	47.5	25	1	8	8	0	7	1	0	0	0	0	0	0	0	0	0	0	0	0	

TYQUAN LEWIS' - NFL POSTSEASON STATISTICS

DATE	TEAM	GP	GS	TACKLES							INTERCEPTIONS					FUMBLES				ST			MISC						
				TK	S	A	TFL	YDS	SK	YDS	QBH	NO	YDS	LG	TD	PD	FF	FR	TD	YDS	TK	S	A	FF	FR	S	A		
2018	Colts	0	0	0	0	0	0	0	0.0	0.0	0	0	0	0	0	0	0	0	0	0	0	0	0	0	0	0	0	0	0
2020	Colts	1	0	3	3	0	0	0	0.0	0.0	1	0	0	0	0	0	0	0	0	0	0	0	0	0	0	0	0	0	0
TOTALS		1	0	3	3	0	0	0	0.0	0.0	1	0	0	0	0	0	0	0	0	0	0	0	0	0	0	0	0	0	0

SINGLE-GAME HIGHS: DEFENSIVE

- Total Tackles** 5 at Baltimore Ravens, Oct 11, 2021
...2 more at 5.
- Solo Tackles** 5 vs. Tennessee Titans, Nov 29, 2020
3 vs. Jacksonville Jaguars, Oct 16, 2022
...4 more at 3.
- Sacks** 2.0 at Detroit Lions, Nov 01, 2020
...1 more at 2.0.
- Passes Defensed** 1 vs. Washington Commanders, Oct 30, 2022
...6 more at 1.
- Forced Fumbles** 1 vs. Jacksonville Jaguars, Oct 16, 2022
- Tackles For Loss** 2 at Tennessee Titans, Nov 12, 2020
...2 more at 2.
- Interceptions** 1 vs. Tennessee Titans, Oct 31, 2021
- Interception Return Yards** 8 vs. Tennessee Titans, Oct 31, 2021

SINGLE-GAME HIGHS - POSTSEASON: DEFENSIVE

- Total Tackles** 3 at Buffalo Bills, Jan 09, 2021
- Solo Tackles** 3 at Buffalo Bills, Jan 09, 2021

2018 GAME-BY-GAME REGULAR-SEASON STATISTICS (COLTS)

DATE	OPPONENT	P/S	TACKLES							INTERCEPTIONS					FUMBLES				ST			MISC		W/L	SCORE			
			TK	S	A	SK	YDS	TFL	YDS	QBH	NO	YDS	LG	TD	PD	FF	FR	TD	YDS	TK	S	A	FF			FR	S	A
09/09	Bengals																										L	23-34
09/16	at Redskins																										W	21-9
09/23	at Eagles																										L	16-20
09/30	Texans																										L	34-37+
10/04	at Patriots																										L	24-38
10/14	at Jets																										L	34-42
10/21	Bills																										W	37-5
10/28	at Raiders																										W	42-28
11/11	Jaguars	S	3	2	1	0.0	0.0	0	0	1	0	0	0	0	1	0	0	0	0	0	0	0	0	0	0	0	W	29-26
11/18	Titans	S	3	2	1	0.0	0.0	1	2	0	0	0	0	0	0	0	0	0	0	0	0	0	0	0	0	W	38-10	
11/25	Dolphins	S	0	0	0	0.0	0.0	0	0	2	0	0	0	0	0	0	0	0	0	0	0	0	0	0	0	W	27-24	
12/02	at Jaguars	S	0	0	0	0.0	0.0	0	0	2	0	0	0	0	0	0	0	0	0	0	0	0	0	0	0	L	0-6	
12/09	at Texans	P	1	0	1	0.0	0.0	0	0	0	0	0	0	0	0	0	0	0	0	0	0	0	0	0	0	W	24-21	
12/16	Cowboys	P	4	3	1	2.0	16.0	2	16	2	0	0	0	0	0	0	0	0	0	0	0	0	0	0	0	W	23-0	
12/23	Giants	S	2	2	0	0.0	0.0	0	0	1	0	0	0	0	0	0	0	0	0	0	0	0	0	0	0	W	28-27	
12/30	at Titans	S	0	0	0	0.0	0.0	0	0	0	0	0	0	0	0	0	0	0	0	0	0	0	0	0	0	W	33-17	
2018 TOTALS		8-6	13	9	4	2.0	16.0	3	18	8	0	0	0	0	1	0	0	0	0	0	0	0	0	0	0	10-6		

+ - Overtime



@PRIMETIME_LEWIS



@PRIMETIME_LEWIS

94 TYQUAN LEWIS

DEFENSIVE END

(TIE-kwon)



2019 GAME-BY-GAME REGULAR-SEASON STATISTICS (COLTS)

DATE	OPPONENT	P/S	TACKLES							INTERCEPTIONS				FUMBLES				ST				MISC		W/L	SCORE				
			TK	S	A	SK	YDS	TFL	YDS	QBH	NO	YDS	LG	TD	PD	FF	FR	TD	YDS	TK	S	A	FF			FR	S	A	
09/08	at Chargers																										L	24-30+	
09/15	at Titans	P	1	0	1	0.0	0.0	0	0	0	0	0	0	0	0	0	0	0	0	0	0	0	0	0	0	0	0	W	19-17
09/22	Falcons	P	0	0	0	0.0	0.0	0	0	0	0	0	0	0	0	0	0	0	0	0	0	0	0	0	0	0	0	W	27-24
09/29	Raiders																										L	24-31	
10/06	at Chiefs																										W	19-13	
10/20	Texans																										W	30-23	
10/27	Broncos																										W	15-13	
11/03	at Steelers																										L	24-26	
11/10	Dolphins																										L	12-16	
11/17	Jaguars	P	0	0	0	0.0	0.0	0	0	0	0	0	0	0	0	0	0	0	0	0	0	0	0	0	0	0	W	33-13	
11/21	at Texans	P	0	0	0	0.0	0.0	0	0	0	0	0	0	0	0	0	0	0	0	0	0	0	0	0	0	0	L	17-20	
12/01	Titans	P	0	0	0	0.0	0.0	0	0	0	0	0	0	0	0	0	0	0	0	0	0	0	0	0	0	0	L	17-31	
12/08	at Buccaneers	P	2	1	1	0.0	0.0	0	0	0	0	0	0	0	0	0	0	0	0	0	0	0	0	0	0	0	L	35-38	
12/16	at Saints	P	1	1	0	0.0	0.0	1	2	0	0	0	0	0	0	0	0	0	0	0	0	0	0	0	0	0	L	7-34	
12/22	Panthers	P	1	1	0	0.0	0.0	0	0	0	0	0	0	0	0	0	0	0	0	0	0	0	0	0	0	0	W	38-6	
12/29	at Jaguars	P	0	0	0	0.0	0.0	0	0	1	0	0	0	0	0	0	0	0	0	0	0	0	0	0	0	0	L	20-38	
2019 TOTALS		9-0	5	3	2	0.0	0.0	1	2	1	0	0	0	0	0	0	0	0	0	0	0	0	0	0	0	0	7-9		

+ - Overtime

2020 GAME-BY-GAME REGULAR-SEASON STATISTICS (COLTS)

DATE	OPPONENT	P/S	TACKLES							INTERCEPTIONS				FUMBLES				ST				MISC		W/L	SCORE			
			TK	S	A	SK	YDS	TFL	YDS	QBH	NO	YDS	LG	TD	PD	FF	FR	TD	YDS	TK	S	A	FF			FR	S	A
09/13	at Jaguars	P	0	0	0	0.0	0.0	0	0	0	0	0	0	0	0	0	0	0	0	0	0	0	0	0	0	0	L	20-27
09/20	Vikings	P	2	1	1	1.0	5.0	1	5	1	0	0	0	0	0	0	0	0	0	0	0	0	0	0	0	0	W	28-11
09/27	Jets	P	0	0	0	0.0	0.0	0	0	0	0	0	0	0	0	0	0	0	0	0	0	0	0	0	0	0	W	36-7
10/04	at Bears	P	0	0	0	0.0	0.0	0	0	0	0	0	0	0	0	0	0	0	0	0	0	0	0	0	0	0	W	19-11
10/11	at Browns	P	0	0	0	0.0	0.0	0	0	0	0	0	0	0	0	0	0	0	0	0	0	0	0	0	0	0	L	23-32
10/18	Bengals	P	5	2	3	0.5	2.5	1	1	1	0	0	0	0	0	0	0	0	0	0	0	0	0	0	0	0	W	31-27
11/01	at Lions	P	3	3	0	2.0	10.0	2	10	2	0	0	0	0	1	0	0	0	0	0	0	0	0	0	0	0	W	41-21
11/08	Ravens	P	0	0	0	0.0	0.0	0	0	0	0	0	0	0	0	0	0	0	0	0	0	0	0	0	0	0	L	10-24
11/12	at Titans	P	3	3	0	0.0	0.0	2	2	0	0	0	0	0	0	0	0	0	0	0	0	0	0	0	0	0	W	34-17
11/22	Packers	S	3	3	0	0.0	0.0	0	0	0	0	0	0	0	0	0	0	0	0	0	0	0	0	0	0	0	W	34-31+
11/29	Titans	S	5	5	0	0.0	0.0	1	0	0	0	0	0	1	0	0	0	0	0	0	0	0	0	0	0	0	L	26-45
12/06	at Texans	P	0	0	0	0.0	0.0	0	0	1	0	0	0	0	0	0	0	0	0	0	0	0	0	0	0	0	W	26-20
12/13	at Raiders	P	1	1	0	0.0	0.0	1	3	0	0	0	0	0	0	0	0	0	0	0	0	0	0	0	0	0	W	44-27
12/20	Texans	S	1	0	1	0.5	2.5	0	0	1	0	0	0	0	0	0	0	0	0	0	0	0	0	0	0	0	W	27-20
12/27	at Steelers	P	1	1	0	0.0	0.0	0	0	0	0	0	0	0	0	0	0	0	0	0	0	0	0	0	0	0	L	24-28
01/03	Jaguars	P	0	0	0	0.0	0.0	0	0	0	0	0	0	0	0	0	0	0	0	0	0	0	0	0	0	0	W	28-14
2020 TOTALS		16-3	24	19	5	4.0	20.0	8	21	6	0	0	0	0	2	0	0	0	0	0	0	0	0	0	0	0	11-5	

+ - Overtime



@PRIMETIME_LEWIS



@PRIMETIME_LEWIS

94 TYQUAN LEWIS

DEFENSIVE END

(TIE-kwon)



2021 GAME-BY-GAME REGULAR-SEASON STATISTICS (COLTS)

DATE	OPPONENT	P/S	TACKLES							INTERCEPTIONS					FUMBLES				ST					MISC		W/L	SCORE
			TK	S	A	SK	YDS	TFL	YDS	QBH	NO	YDS	LG	TD	PD	FF	FR	TD	YDS	TK	S	A	FF	FR	S		
09/12	Seahawks	P	1	1	0	0.0	0.0	0	0	0	1	0	0	0	0	0	0	0	0	0	0	0	0	0	0	L	16-28
09/19	Rams	P	0	0	0	0.0	0.0	0	0	0	0	0	0	0	1	0	0	0	0	0	0	0	0	0	0	L	24-27
09/26	at Titans	P	2	1	1	0.0	0.0	0	0	0	0	0	0	0	0	0	0	0	0	0	0	0	0	0	L	16-25	
10/03	at Dolphins	S	2	2	0	0.0	0.0	1	7	0	0	0	0	0	0	0	0	0	0	0	0	0	0	0	W	27-17	
10/11	at Ravens	S	5	2	3	1.5	2.5	0	0	2	0	0	0	0	0	0	0	0	0	0	0	0	0	0	L	25-31+	
10/17	Texans	P	2	2	0	0.0	0.0	0	0	0	0	0	0	0	0	0	0	0	0	0	0	0	0	0	W	31-3	
10/24	at 49ers	P	1	1	0	0.0	0.0	1	3	1	0	0	0	0	0	0	0	0	0	0	0	0	0	0	W	30-18	
10/31	Titans																								L	31-34+	
11/04	Jets																								W	45-30	
11/14	Jaguars																								W	23-17	
11/21	at Bills																								W	41-15	
11/28	Buccaneers																								L	31-38	
12/05	at Texans																								W	31-0	
12/18	Patriots																								W	27-17	
12/25	at Cardinals																								W	22-16	
01/02	Raiders																								L	20-23	
01/09	at Jaguars																								L	11-26	
2021 TOTALS		7-2	13	9	4	1.5	2.5	2	10	4	0	0	0	0	1	0	0	0	0	0	0	0	0	0	9-8		

+ - Overtime

2022 GAME-BY-GAME REGULAR-SEASON STATISTICS (COLTS)

DATE	OPPONENT	P/S	TACKLES							INTERCEPTIONS					FUMBLES				ST					MISC		W/L	SCORE
			TK	S	A	SK	YDS	TFL	YDS	QBH	NO	YDS	LG	TD	PD	FF	FR	TD	YDS	TK	S	A	FF	FR	S		
09/11	at Texans	P	1	1	0	0.0	0.0	0	0	0	0	0	0	0	1	0	0	0	0	0	0	0	0	0	0	T	20-20
09/18	at Jaguars	P	2	1	1	0.0	0.0	0	0	1	0	0	0	0	0	0	0	0	0	0	0	0	0	0	0	L	0-24
09/25	Chiefs	P	0	0	0	0.0	0.0	0	0	0	0	0	0	0	0	0	0	0	0	0	0	0	0	0	W	20-17	
10/02	Titans	S	3	1	2	0.0	0.0	0	0	0	0	0	0	0	0	0	0	0	0	0	0	0	0	0	L	17-24	
10/06	at Broncos																								W	12-9+	
10/16	Jaguars	S	4	3	1	1.0	8.0	1	8	1	0	0	0	0	0	1	0	0	0	0	0	0	0	0	W	34-27	
10/23	at Titans	S	3	2	1	0.0	0.0	1	3	0	0	0	0	0	0	0	0	0	0	0	0	0	0	0	L	10-19	
10/30	Commanders																								L	16-17	
11/06	at Patriots																								L	3-26	
11/13	at Raiders																								W	25-20	
11/20	Eagles																								L	16-17	
11/28	Steelers																								L	17-24	
12/04	at Cowboys																								L	19-54	
12/17	at Vikings																								L	36-39+	
12/26	Chargers																								L	3-20	
01/01	at Giants																								L	10-38	
01/08	Texans																								L	31-32	
2022 TOTALS		6-3	13	8	5	1.0	8.0	2	11	2	0	0	0	0	1	1	0	0	0	0	0	0	0	0	4-12-1		

+ - Overtime

2018 GAME-BY-GAME POSTSEASON STATISTICS (COLTS)

DATE	OPPONENT	P/S	TACKLES							INTERCEPTIONS					FUMBLES				ST					MISC		W/L	SCORE
			TK	S	A	SK	YDS	TFL	YDS	QBH	NO	YDS	LG	TD	PD	FF	FR	TD	YDS	TK	S	A	FF	FR	S		
01/05	at Texans																									W	21-7
01/12	at Chiefs																									L	13-31
2018 TOTALS			0	0	0	0.0	0.0	0	0	0	0	0	0	0	0	0	0	0	0	0	0	0	0	0	0	1-1	

2020 GAME-BY-GAME POSTSEASON STATISTICS (COLTS)

DATE	OPPONENT	P/S	TACKLES							INTERCEPTIONS					FUMBLES				ST					MISC		W/L	SCORE
			TK	S	A	SK	YDS	TFL	YDS	QBH	NO	YDS	LG	TD	PD	FF	FR	TD	YDS	TK	S	A	FF	FR	S		
01/09	at Bills	P	3	3	0	0.0	0.0	0	0	1	0	0	0	0	0	0	0	0	0	0	0	0	0	0	0	L	24-27
2020 TOTALS		1-0	3	3	0	0.0	0.0	0	0	1	0	0	0	0	0	0	0	0	0	0	0	0	0	0	0	0-1	



@PRIMETIME_LEWIS



@PRIMETIME_LEWIS

59 CAMERON MCGRONE

LINEBACKER



CAMERON MCGRONE: SIGNED TO THE COLTS ACTIVE ROSTER FROM THE PATRIOTS PRACTICE SQUAD ON DECEMBER 20, 2022.

6-1 • 236 LBS
NFL EXP: 2
(2ND YEAR WITH THE COLTS)
BORN: 6/22/00



M COLLEGE:
MICHIGAN

4TH-AND-SHORT

- In his first two seasons with the Colts (2022) and Patriots (2021-22), he recorded one special team stop. Spent the 2021 season on New England's Reserve/Non-Football Injury list.
- Saw action in 19 games (15 starts) at Michigan (2018-20) and recorded 92 tackles (52 solo), 11.5 tackles for loss, 4.5 sacks, one pass defended and one forced fumble.
- Attended Lawrence Central High School in Indianapolis.

DOWN THE STRETCH

What is on your bucket list: Travel to Vietnam, my grandmothers homeland.

What is your favorite vacation spot: South Africa

Do you have any nicknames: Killa Cam

Do you have any pets: I have a Cane Corso named Remington.

What is the best advice you've been given: If you don't think you're the best, nobody will. I carry that on the field everyday.

Who is your mentor: My high school linebackers coach, Will Patterson. He is currently Lawrence Central head coach.

Who is your favorite artist: Jordan Ward

What is your favorite food: Hot Pot

What are your pet peeves: Loud chewing, sniffing when congested

What is one thing you can't live without: Nespresso machine

What are your hobbies off the field: Playing Call of Duty.



@McGrone_Strong




@mcgrone.strong



A SPECIAL BOND

McGrone and his younger brother, Aaron Redd, share an incredibly unique bond. When Redd was four years old, he was diagnosed with Autism and struggled with large crowds and loud noises. While McGrone was finding his way as a star athlete, it was difficult for his family to watch him compete due to Redd's condition. Rather than make it about himself, McGrone made it his goal to lead his brother to new heights. At every opportunity he could, McGrone put him and his brother in situations that would help familiarize Redd with positions he would be in while attending McGrone's athletic competitions. Whether it was the gun going off at a track meet, the whistle at a wrestling match or the fireworks at a football game, McGrone helped Redd understand and adapt to his surroundings. By the time McGrone was a senior star at Lawrence Central High School in Indianapolis, Redd was a regular at his brother's games.



PERSONAL

- Attended Lawrence Central High School in Indianapolis.
- As a senior, he recorded 84 tackles, 14.0 tackles for loss and 4.0 sacks.
- Named a two-time all-conference selection and All-Marion County team honoree.
- Co-recipient of the 2017 *IndyStar* Top Linebacker Award.
- Selected as the No. 1 player from the state of Indiana by *247Sports*.
- Majored in general studies.
- A native of Indianapolis.

ADDITIONAL TRANSACTIONS

- Signed to the New England practice squad on December 13, 2022.
- Signed to the Patriots active roster from the practice squad on December 12, 2022.
- Signed to the New England practice squad on August 31, 2022.
- Waived by the Patriots on August 30, 2022.
- Selected by New England in the fifth round (177th overall) of the 2021 NFL Draft.

NFL HIGHLIGHTS

- In two seasons with the Colts (2022) and Patriots (2021-22), he has competed in one game and tallied one special teams stop.
- In 2022, he saw action in one game and recorded one special team stop. He spent part of the 2022 season on New England's practice squad.
- In 2021, he spent the season on the Reserve/Non-Football Injury list.

COLLEGE HIGHLIGHTS

- Saw action in 19 games (15 starts) at Michigan (2018-20) and recorded 92 tackles (52 solo), 11.5 tackles for loss, 4.5 sacks, one pass defended and one forced fumble.
- As a junior, he started five games and compiled 26 tackles (14 solo), 2.0 tackles for loss and half a sack.
- In 2019, he was named All-Big Ten honorable mention after he appeared in all 13 games and registered 66 tackles (38 solo), 9.5 tackles for loss, 4.0 sacks, one pass defended and one forced fumble.
- As a freshman, he played in one game on special teams.



59

CAMERON MCGRONE

LINEBACKER



CAMERON MCGRONE'S - NFL REGULAR SEASON STATISTICS

DATE	TEAM	GP	GS	TACKLES					INTERCEPTIONS					FUMBLES					ST		MISC										
				TK	S	A	TFL	YDS	SK	YDS	QBH	NO	YDS	LG	TD	PD	FF	FR	TD	YDS	TK	S	A	FF	FR	S	A				
2021	Patriots	0	0	0	0	0	0	0	0	0	0	0	0	0	0	0	0	0	0	0	0	0	0	0	0	0					
2022	Patriots	0	0	0	0	0	0	0	0	0	0	0	0	0	0	0	0	0	0	0	0	0	0	0	0	0					
Went from New England to Indianapolis .																															
2022	Colts	1	0	0	0	0	0	0	0	0	0	0	0	0	0	0	0	0	0	0	0	0	0	1	1	0	0	0	0	0	0
2022	TOTAL	1	0	0	0	0	0	0	0	0	0	0	0	0	0	0	0	0	0	0	0	0	0	1	1	0	0	0	0	0	0
TOTALS		1	0	0	0	0	0	0	0	0	0	0	0	0	0	0	0	0	0	0	0	0	0	1	1	0	0	0	0	0	0

CAMERON MCGRONE'S - NFL POSTSEASON STATISTICS

DATE	TEAM	GP	GS	TACKLES					INTERCEPTIONS					FUMBLES					ST		MISC										
				TK	S	A	TFL	YDS	SK	YDS	QBH	NO	YDS	LG	TD	PD	FF	FR	TD	YDS	TK	S	A	FF	FR	S	A				
2021	Patriots	0	0	0	0	0	0	0	0	0	0	0	0	0	0	0	0	0	0	0	0	0	0	0	0	0	0	0	0	0	0
TOTALS		0	0	0	0	0	0	0	0	0	0	0	0	0	0	0	0	0	0	0	0	0	0	0	0	0	0	0	0	0	0

2021 GAME-BY-GAME REGULAR-SEASON STATISTICS (PATRIOTS)

DATE	OPPONENT	P/S	TACKLES					INTERCEPTIONS					FUMBLES					ST		MISC		W/L	SCORE							
			TK	S	A	SK	YDS	TFL	YDS	QBH	NO	YDS	LG	TD	PD	FF	FR	TD	YDS	TK	S			A	FF	FR	S	A		
09/12	Dolphins																									L	16-17			
10/03	Buccaneers																									L	17-19			
10/10	at Texans																									W	25-22			
10/17	Cowboys																									L	29-35+			
10/24	Jets																									W	54-13			
10/31	at Chargers																									W	27-24			
11/07	at Panthers																									W	24-6			
11/14	Browns																									W	45-7			
11/18	at Falcons																									W	25-0			
11/28	Titans																									W	36-13			
12/06	at Bills																									W	14-10			
12/18	at Colts																									L	17-27			
12/26	Bills																									L	21-33			
01/02	Jaguars																									W	50-10			
01/09	at Dolphins																									L	24-33			
2021 TOTALS			0	0	0	0	0	0	0	0	0	0	0	0	0	0	0	0	0	0	0	0	0	0	0	0	9-6			

+ - Overtime

2022 GAME-BY-GAME REGULAR-SEASON STATISTICS (PATRIOTS/COLTS)

DATE	OPPONENT	P/S	TACKLES					INTERCEPTIONS					FUMBLES					ST		MISC		W/L	SCORE						
			TK	S	A	SK	YDS	TFL	YDS	QBH	NO	YDS	LG	TD	PD	FF	FR	TD	YDS	TK	S			A	FF	FR	S	A	
09/11	at Dolphins																									L	7-20		
09/18	at Steelers																									W	17-14		
09/25	Ravens																									L	26-37		
10/02	at Packers																									L	24-27+		
10/09	Lions																									W	29-0		
10/16	at Browns																									W	38-15		
10/24	Bears																									L	14-33		
10/30	at Jets																									W	22-17		
11/06	Colts																									W	26-3		
11/20	Jets																									W	10-3		
11/24	at Vikings																									L	26-33		
12/01	Bills																									L	10-24		
12/12	at Cardinals																									W	27-13		
12/18	at Raiders																									L	24-30		
Went from Patriots to Colts .																													
12/26	Chargers																									L	3-20		
01/01	at Giants																									L	10-38		
01/08	Texans	P	0	0	0	0	0	0	0	0	0	0	0	0	0	0	0	0	0	0	0	0	0	0	0	0	L	31-32	
2022 TOTALS		1-0	0	0	0	0	0	0	0	0	0	0	0	0	0	0	0	0	0	0	0	0	0	0	0	0	7-10		

+ - Overtime



@McGrone_Strong



@mcgrone.strong

6

ISAIAH MCKENZIE

WIDE RECEIVER



ISAIAH MCKENZIE: SIGNED BY THE COLTS AS A FREE AGENT ON MARCH 22, 2023.

5-8 • 173 LBS
NFL EXP: 7
(1ST YEAR WITH THE COLTS)
BORN: 4/9/95

 **COLLEGE:**
GEORGIA

4TH-AND-SHORT

- In his first six seasons, he played in 80 games (26 starts) in his time with the Bills (2018-22) and Broncos (2017-18) and compiled 141 receptions for 1,345 yards and 11 touchdowns. He also registered 47 carries for 230 yards and four touchdowns, one passing touchdown, two special teams tackles, 50 kickoff returns for 1,112 yards (22.2 avg.) and 58 punt returns for 518 yards (8.9 avg.) and one touchdown.
- Opened a Texas Craft Barbecue restaurant, La Trilla, in his hometown of Miami.
- Set the school record for career punt return touchdowns (five) and total return touchdowns (six).

NFL HIGHLIGHTS

- Has played in 80 career games (26 starts) in his time with the Buffalo Bills (2018-22) and Denver Broncos (2017-18) and has compiled 141 receptions for 1,345 yards and 11 touchdowns. He has also registered 47 carries for 230 yards and four touchdowns. McKenzie has totaled one passing touchdown, two special teams tackles, 50 kickoff returns for 1,112 yards (22.2 avg.) and 58 punt returns for 518 yards (8.9 avg.) and one touchdown. In the postseason, he has appeared in seven games (two starts) and has recorded eight carries for 53 yards, five kickoff returns for 57 yards (11.4 avg.) and 13 receptions for 95 yards and one touchdown.
- In 2022, he appeared in 15 games (eight starts) and registered 42 receptions for 423 yards and four touchdowns. He also rushed nine times for 55 yards and one touchdown. He recorded six kickoff returns for 144 yards.
- Saw action in 15 games (two starts) in 2021 and compiled 20 receptions for 178 yards and one touchdown. Also tallied nine rushes for 47 yards and one touchdown. He returned 19 punts for 147 yards and 24 kickoffs for 584 yards. In Week 16 at New



@_isaiahmckenzie



@zee_thoven



NFL HIGHLIGHTS CONT...

- England, he set single-game career highs for both receptions (11) and receiving yards (125).
- In 2020, he played in all 16 games (seven starts) and recorded 30 receptions for 282 yards and a career-high five touchdowns. He also rushed 10 times for nine yards while also having returned one punt for 84 yards and a touchdown as well as two kickoff returns for 32 yards. In Week 10 at Arizona, he completed a 12-yard touchdown pass to quarterback Josh Allen, the first of his career.
 - Appeared in 15 games (eight starts) in 2019 and registered 27 receptions for 254 yards and one touchdown and compiled eight carries for 49 yards.
 - In 2018, he saw action in all eight total games (one start) with the Broncos and Bills and registered 18 receptions for 179 yards as well as 10 carries for 66 yards and two touchdowns. He also returned 14 punt returns for 87 yards and 12 kickoffs for 237 yards.
 - Saw action in 11 games in 2017 and accumulated four receptions for 29 yards and one carry for four yards. He returned 21 punts for 183 yards (8.7 avg.) and three kickoffs for 50 yards (16.7 avg.).

COLLEGE HIGHLIGHTS

- Played in 35 games (11 starts) over three seasons at Georgia (2014-16) and compiled 60 receptions for 823 yards and seven touchdowns and rushed 37 times for 329 yards and four touchdowns. He also registered 59 punt returns for 692 yards and five touchdowns and 17 kickoff returns for 375 yards and one touchdown. He set the school record for career punt return touchdowns (five) and total return touchdowns (six).
- As a junior, he appeared in 13 games (four starts) and recorded 44 receptions for 663 yards and seven touchdowns as well as 19 rushes for 134 yards and two touchdowns. He tallied 23 punt returns for 245 yards and one touchdown as well as two kickoffs for 24 yards.
- In 2015, he saw action in 10 games (four starts) and compiled 10 receptions for 123 yards and 11 rushes for 117 yards and two touchdowns. He also registered 17 punt returns for 217 yards and two touchdowns and four kickoff returns for 42 yards. Earned SEC Special Teams Player of the Week honors after returning a 53-yard punt for a touchdown at Auburn (11/14) and a 77-yard punt for a score at Vanderbilt (9/12).
- As a freshman, he played in all 12 games and compiled six receptions for 67 yards and seven rushes for 78 yards. He also returned 19 punts for 230 yards and one touchdown as well as 11 kickoffs for 309 yards and one touchdown. Named SEC Special Teams Player of the Week and National All-Purpose Performer of the Week after he returned a 59-yard punt and a 90-yard kickoff for touchdowns against Kentucky (11/9).

PERSONAL

- Attended American Heritage High School in Miami.
- Finished his senior season with 41 receptions for 892 yards and seven touchdowns as well as 22 carries for 251 yards and seven touchdowns.
- Named to the *Orlando Sentinel*/Florida Top 100.
- Opened a Texas Craft Barbecue restaurant, La Trilla, in his hometown of Miami.
- Majored in sociology.
- A native of Miami.

ADDITIONAL TRANSACTIONS

- Released by the Buffalo Bills on March 17, 2023.
- Re-signed by the Bills on March 13, 2022.
- Re-signed by Buffalo as an unrestricted free agent on March 29, 2021.
- Re-signed by the Bills as an unrestricted free agent on March 24, 2020.
- Claimed off waivers (Denver) by Buffalo on November 5, 2018.
- Waived by the Denver Broncos on November 2, 2018.
- Signed to the Denver active roster from the practice squad on October 25, 2018.
- Signed to the Broncos practice squad on September 12, 2018.
- Waived by Denver on September 10, 2018.
- Signed by the Broncos as a free agent on September 2, 2018.
- Waived by Denver on September 1, 2018.
- Selected by the Broncos in the fifth round (172nd overall) of the 2017 NFL Draft.





ISAIAH MCKENZIE'S - NFL REGULAR SEASON STATISTICS

DATE	TEAM	GP	GS	RECEIVING					RUSHING				
				NO.	YDS.	AVG.	LG	TD	NO.	YDS.	AVG.	LG	TD
2017	Broncos	11	0	4	29	7.3	14	0	1	4	4.0	4	0
2018	Broncos	1	0	0	0	0.0	0	0	0	0	0.0	0	0
Went from Denver to Buffalo .													
2018	Bills	7	1	18	179	9.9	23	0	10	66	6.6	15t	2
2018	TOTAL	8	1	18	179	9.9	23	0	10	66	6.6	15t	2
2019	Bills	15	8	27	254	9.4	46	1	8	49	6.1	16	0
2020	Bills	16	7	30	282	9.4	46	5	10	9	0.9	14	0
2021	Bills	15	2	20	178	8.9	28	1	9	47	5.2	10	1
2022	Bills	15	8	42	423	10.1	30	4	9	55	6.1	18	1
TOTALS		80	26	141	1,345	9.5	46	11	47	230	4.9	18	4

ISAIAH MCKENZIE'S - NFL POSTSEASON STATISTICS

DATE	TEAM	GP	GS	RECEIVING					RUSHING				
				NO.	YDS.	AVG.	LG	TD	NO.	YDS.	AVG.	LG	TD
2019	Bills	1	0	4	23	5.8	10	0	0	0	0.0	0	0
2020	Bills	3	0	3	14	4.7	7	1	2	9	4.5	5	0
2021	Bills	2	1	4	48	12.0	19	0	6	44	7.3	15	0
2022	Bills	1	1	2	10	5.0	8	0	0	0	0.0	0	0
TOTALS		7	2	13	95	7.3	19	1	8	53	6.6	15	0

ISAIAH MCKENZIE'S - NFL REGULAR SEASON STATISTICS

DATE	TEAM	KICKOFF RETURNS					PUNT RETURNS					
		RET.	YDS.	AVG.	LG	TD	NO.	FC	YDS.	AVG.	LG	TD
2017	Broncos	3	50	16.7	21	0	21	7	183	8.7	44	0
2018	Broncos	0	0	0.0	0	0	2	0	13	6.5	11	0
Went from Denver to Buffalo .												
2018	Bills	12	237	19.8	33	0	14	3	87	6.2	21	0
2018	TOTAL	12	237	19.8	33	0	16	3	100	6.3	21	0
2019	Bills	3	65	21.7	24	0	1	1	4	4.0	4	0
2020	Bills	2	32	16.0	27	0	1	1	84	84.0	84t	1
2021	Bills	24	584	24.3	75	0	19	6	147	7.7	26	0
2022	Bills	6	144	24.0	42	0	0	0	0	0.0	0	0
TOTALS		50	1,112	22.2	75	0	58	18	518	8.9	84T	1

ISAIAH MCKENZIE'S - NFL POSTSEASON STATISTICS

DATE	TEAM	KICKOFF RETURNS					PUNT RETURNS					
		RET.	YDS.	AVG.	LG	TD	NO.	FC	YDS.	AVG.	LG	TD
2019	Bills	0	0	0.0	0	0	0	0	0	0.0	0	0
2020	Bills	0	0	0.0	0	0	0	0	0	0.0	0	0
2021	Bills	5	57	11.4	22	0	0	0	0	0.0	0	0
2022	Bills	0	0	0.0	0	0	0	0	0	0.0	0	0
TOTALS		5	57	11.4	22	0	0	0	0	0.0	0	0





SINGLE-GAME HIGHS: RUSHING/RECEIVING

Rush Attempts	4 vs. New York Jets, Dec 09, 2018 3 vs. Cincinnati Bengals, Sep 22, 2019 ...1 more at 3.	Longest Kickoff Return	75 vs. Pittsburgh Steelers, Sep 12, 2021 45 at Jacksonville Jaguars, Nov 07, 2021 42 at Baltimore Ravens, Oct 02, 2022
Rushing Yards	32 at New York Jets, Nov 11, 2018 30 vs. New York Jets, Dec 29, 2019 22 vs. New York Jets, Dec 09, 2018	Fair Catches	3 at Miami Dolphins, Dec 03, 2017 ...1 more at 3.
Longest Runs	18 vs. Minnesota Vikings, Nov 13, 2022 16 vs. New York Jets, Dec 29, 2019 15t vs. New York Jets, Dec 09, 2018 ...1 more at 15.	Punt Return Yards	84 vs. Miami Dolphins, Jan 03, 2021 48 vs. Los Angeles Chargers, Sep 11, 2017 44 at Philadelphia Eagles, Nov 05, 2017
Rushing TDs	1 vs. Green Bay Packers, Oct 30, 2022 ...3 more at 1.	Longest Punt Return	84t vs. Miami Dolphins, Jan 03, 2021 44 at Philadelphia Eagles, Nov 05, 2017
Receptions	11 at New England Patriots, Dec 26, 2021 7 at Miami Dolphins, Sep 25, 2022 6 at Detroit Lions, Nov 24, 2022 ...2 more at 6.	Punt Returns	31 vs. Los Angeles Chargers, Sep 11, 2017 5 vs. Oakland Raiders, Oct 01, 2017 4 vs. Houston Texans, Oct 03, 2021 ...2 more at 4.
Receiving Yards	125 at New England Patriots, Dec 26, 2021 96 at Detroit Lions, Nov 24, 2022 76 at Miami Dolphins, Sep 25, 2022	Punt Return TDs	1 vs. Miami Dolphins, Jan 03, 2021
Receiving Average	16.0 at Detroit Lions, Nov 24, 2022 11.8 vs. New York Jets, Dec 09, 2018 11.5 at Miami Dolphins, Dec 02, 2018	Punt Return Average	16.0 vs. Los Angeles Chargers, Sep 11, 2017 10.5 at New York Jets, Nov 11, 2018 8.7 vs. Washington Football Team, Sep 26, 2021
Longest Receptions	46 at Miami Dolphins, Sep 20, 2020 ...1 more at 46.	Kickoff Return Average	35.8 vs. Pittsburgh Steelers, Sep 12, 2021 32.3 at Jacksonville Jaguars, Nov 07, 2021 25.7 at Tennessee Titans, Oct 18, 2021
Receiving TDs	2 vs. Miami Dolphins, Jan 03, 2021 1 at Baltimore Ravens, Oct 02, 2022 ...7 more at 1.	Special Teams Tackles	1 vs. New England Patriots, Nov 12, 2017 ...1 more at 1.
All-Purpose Yards	181 vs. Miami Dolphins, Jan 03, 2021 170 vs. New York Jets, Dec 09, 2018 141 vs. Pittsburgh Steelers, Sep 12, 2021	Most TDs	3 vs. Miami Dolphins, Jan 03, 2021 1 at Detroit Lions, Nov 24, 2022 ...13 more at 1.
Kickoff Returns	7 vs. Indianapolis Colts, Nov 21, 2021 5 vs. New York Jets, Dec 09, 2018 4 at Jacksonville Jaguars, Nov 07, 2021 ...1 more at 4.	Miscellaneous Tackles	1 vs. Indianapolis Colts, Nov 21, 2021 ...2 more at 1.
Kickoff Return Yards	143 vs. Pittsburgh Steelers, Sep 12, 2021 138 vs. Indianapolis Colts, Nov 21, 2021 129 at Jacksonville Jaguars, Nov 07, 2021		

SINGLE-GAME HIGHS - POSTSEASON: RUSHING/RECEIVING

Rush Attempts	3 at Kansas City Chiefs, Jan 23, 2022 ...1 more at 3.	Receiving TDs	1 at Kansas City Chiefs, Jan 24, 2021
Rushing Yards	29 vs. New England Patriots, Jan 15, 2022 15 at Kansas City Chiefs, Jan 23, 2022 9 at Kansas City Chiefs, Jan 24, 2021	All-Purpose Yards	109 vs. New England Patriots, Jan 15, 2022 40 at Kansas City Chiefs, Jan 23, 2022 23 at Houston Texans, Jan 04, 2020
Longest Runs	15 vs. New England Patriots, Jan 15, 2022 11 at Kansas City Chiefs, Jan 23, 2022 7 vs. New England Patriots, Jan 15, 2022 ...1 more at 7.	Kickoff Returns	4 vs. New England Patriots, Jan 15, 2022 1 at Kansas City Chiefs, Jan 23, 2022
Receptions	4 at Houston Texans, Jan 04, 2020 3 vs. New England Patriots, Jan 15, 2022 2 vs. Cincinnati Bengals, Jan 22, 2023 ...1 more at 2.	Kickoff Return Yards	35 vs. New England Patriots, Jan 15, 2022 22 at Kansas City Chiefs, Jan 23, 2022
Receiving Yards	45 vs. New England Patriots, Jan 15, 2022 23 at Houston Texans, Jan 04, 2020 10 vs. Cincinnati Bengals, Jan 22, 2023	Longest Kickoff Return	22 at Kansas City Chiefs, Jan 23, 2022 15 vs. New England Patriots, Jan 15, 2022 ...1 more at 15.
Receiving Average	15.0 vs. New England Patriots, Jan 15, 2022 5.8 at Houston Texans, Jan 04, 2020	Kickoff Return Average	8.8 vs. New England Patriots, Jan 15, 2022
Longest Receptions	19 vs. New England Patriots, Jan 15, 2022 ...1 more at 19.	Most TDs	1 at Kansas City Chiefs, Jan 24, 2021





100-YARD RECEIVING GAMES (1): REGULAR SEASON

DATE	TEAM	NO.	YDS.	AVG.	LG	TD
12/26/21	at Patriots	11	125	11.4	28	1

2017 GAME-BY-GAME REGULAR-SEASON STATISTICS (BRONCOS)

DATE	OPPONENT	P/S	RECEIVING					RUSHING					W/L	SCORE
			NO.	YDS.	AVG.	LG	TD	NO.	YDS.	AVG.	LG	TD		
09/11	Chargers	P	0	0	0.0	0	0	0	0	0.0	0	0	W	24-21
09/17	Cowboys	P	0	0	0.0	0	0	0	0	0.0	0	0	W	42-17
09/24	at Bills	P	0	0	0.0	0	0	1	4	4.0	4	0	L	16-26
10/01	Raiders	P	0	0	0.0	0	0	0	0	0.0	0	0	W	16-10
10/15	Giants	P	1	0	0.0	0	0	0	0	0.0	0	0	L	10-23
10/22	at Chargers						INACTIVE						L	0-21
10/30	at Chiefs	P	0	0	0.0	0	0	0	0	0.0	0	0	L	19-29
11/05	at Eagles	P	1	14	14.0	14	0	0	0	0.0	0	0	L	23-51
11/12	Patriots	P	0	0	0.0	0	0	0	0	0.0	0	0	L	16-41
11/19	Bengals						INACTIVE						L	17-20
11/26	at Raiders						INACTIVE						L	14-21
12/03	at Dolphins	P	0	0	0.0	0	0	0	0	0.0	0	0	L	9-35
12/10	Jets						INACTIVE						W	23-0
12/14	at Colts						INACTIVE						W	25-13
12/24	at Redskins	P	1	8	8.0	8	0	0	0	0.0	0	0	L	11-27
12/31	Chiefs	P	1	7	7.0	7	0	0	0	0.0	0	0	L	24-27
2017 TOTALS	11-0		4	29	7.3	14	0	1	4	4.0	4	0	5-11	

2018 GAME-BY-GAME REGULAR-SEASON STATISTICS (BRONCOS/BILLS)

DATE	OPPONENT	P/S	RECEIVING					RUSHING					W/L	SCORE
			NO.	YDS.	AVG.	LG	TD	NO.	YDS.	AVG.	LG	TD		
09/09	Seahawks												W	27-24
09/16	Raiders												W	20-19
09/23	at Ravens												L	14-27
10/28	at Chiefs	P	0	0	0.0	0	0	0	0	0.0	0	0	L	23-30
11/04	Texans												L	17-19
11/11	at Jets	P	1	14	14.0	14	0	3	32	10.7	15	0	W	41-10
11/25	Jaguars	P	2	11	5.5	6	0	2	8	4.0	6t	1	W	24-21
12/02	at Dolphins	P	4	46	11.5	23	0	0	0	0.0	0	0	L	17-21
12/09	Jets	S	4	47	11.8	19	0	4	22	5.5	15t	1	L	23-27
12/16	Lions	P	6	53	8.8	16	0	1	4	4.0	4	0	W	14-13
12/23	at Patriots	P	1	8	8.0	8	0	0	0	0.0	0	0	L	12-24
12/30	Dolphins	P	0	0	0.0	0	0	0	0	0.0	0	0	W	42-17
2018 TOTALS	8-1		18	179	9.9	23	0	10	66	6.6	15T	2	6-6	

2019 GAME-BY-GAME REGULAR-SEASON STATISTICS (BILLS)

DATE	OPPONENT	P/S	RECEIVING					RUSHING					W/L	SCORE
			NO.	YDS.	AVG.	LG	TD	NO.	YDS.	AVG.	LG	TD		
09/08	at Jets	P	0	0	0.0	0	0	0	0	0.0	0	0	W	17-16
09/15	at Giants	P	2	40	20.0	26	1	1	4	4.0	4	0	W	28-14
09/22	Bengals	P	1	9	9.0	9	0	3	10	3.3	8	0	W	21-17
09/29	Patriots	P	0	0	0.0	0	0	0	0	0.0	0	0	L	10-16
10/06	at Titans	P	2	52	26.0	46	0	0	0	0.0	0	0	W	14-7
10/20	Dolphins	S	2	11	5.5	10	0	0	0	0.0	0	0	W	31-21
10/27	Eagles						INACTIVE						L	13-31
11/03	Redskins	S	3	12	4.0	11	0	0	0	0.0	0	0	W	24-9
11/10	at Browns	P	2	19	9.5	11	0	0	0	0.0	0	0	L	16-19
11/17	at Dolphins	S	3	21	7.0	16	0	1	10	10.0	10	0	W	37-20
11/24	Broncos	S	2	13	6.5	8	0	1	-5	-5.0	-5	0	W	20-3
11/28	at Cowboys	S	3	34	11.3	18	0	0	0	0.0	0	0	W	26-15
12/08	Ravens	S	3	25	8.3	24	0	0	0	0.0	0	0	L	17-24
12/15	at Steelers	P	0	0	0.0	0	0	0	0	0.0	0	0	W	17-10
12/21	at Patriots	S	2	11	5.5	8	0	0	0	0.0	0	0	L	17-24
12/29	Jets	S	2	7	3.5	12	0	2	30	15.0	16	0	L	6-13
2019 TOTALS	15-8		27	254	9.4	46	1	8	49	6.1	16	0	10-6	





2020 GAME-BY-GAME REGULAR-SEASON STATISTICS (BILLS)

DATE	OPPONENT	P/S	RECEIVING					RUSHING					W/L	SCORE
			NO.	YDS.	AVG.	LG	TD	NO.	YDS.	AVG.	LG	TD		
09/13	Jets	P	3	17	5.7	10	0	0	0	0.0	0	0	W	27-17
09/20	at Dolphins	P	2	47	23.5	46	0	0	0	0.0	0	0	W	31-28
09/27	Rams	S	1	6	6.0	6	0	1	4	4.0	4	0	W	35-32
10/04	at Raiders	S	1	18	18.0	18	0	2	11	5.5	14	0	W	30-23
10/13	at Titans	S	4	7	1.8	9	1	0	0	0.0	0	0	L	16-42
10/19	Chiefs	P	1	4	4.0	4	0	0	0	0.0	0	0	L	17-26
10/25	at Jets	P	2	14	7.0	8	0	1	-11	-11.0	-11	0	W	18-10
11/01	Patriots	S	0	0	0.0	0	0	0	0	0.0	0	0	W	24-21
11/08	Seahawks	P	1	25	25.0	25t	1	1	1	1.0	1	0	W	44-34
11/15	at Cardinals	P	1	2	2.0	2	0	0	0	0.0	0	0	L	30-32
11/29	Chargers	P	0	0	0.0	0	0	1	-1	-1.0	-1	0	W	27-17
12/07	at 49ers	P	2	31	15.5	23t	1	0	0	0.0	0	0	W	34-24
12/13	Steelers	S	1	12	12.0	12	0	0	0	0.0	0	0	W	26-15
12/19	at Broncos	P	1	8	8.0	8	0	0	0	0.0	0	0	W	48-19
12/28	at Patriots	S	4	26	6.5	13	0	2	5	2.5	3	0	W	38-9
01/03	Dolphins	S	6	65	10.8	19	2	2	0	0.0	3	0	W	56-26
2020 TOTALS	16-7		30	282	9.4	46	5	10	9	0.9	14	0	13-3	

2021 GAME-BY-GAME REGULAR-SEASON STATISTICS (BILLS)

DATE	OPPONENT	P/S	RECEIVING					RUSHING					W/L	SCORE
			NO.	YDS.	AVG.	LG	TD	NO.	YDS.	AVG.	LG	TD		
09/12	Steelers	S	0	0	0.0	0	0	1	-3	-3.0	-3	0	L	16-23
09/19	at Dolphins	P	1	1	1.0	1	0	0	0	0.0	0	0	W	35-0
09/26	Football Team	P	0	0	0.0	0	0	1	8	8.0	8	0	W	43-21
10/03	Texans	P	0	0	0.0	0	0	0	0	0.0	0	0	W	40-0
10/10	at Chiefs	P	0	0	0.0	0	0	0	0	0.0	0	0	W	38-20
10/18	at Titans	P	1	3	3.0	3	0	1	5	5.0	5	0	L	31-34
10/31	Dolphins	P	0	0	0.0	0	0	0	0	0.0	0	0	W	26-11
11/07	at Jaguars	P	2	10	5.0	9	0	0	0	0.0	0	0	L	6-9
11/14	at Jets	P	1	12	12.0	12	0	2	17	8.5	9	1	W	45-17
11/21	Colts	P	0	0	0.0	0	0	0	0	0.0	0	0	L	15-41
11/25	at Saints												W	31-6
12/06	Patriots												L	10-14
12/12	at Buccaneers	P	1	5	5.0	5	0	0	0	0.0	0	0	L	27-33+
12/19	Panthers	P	1	7	7.0	7	0	1	8	8.0	8	0	W	31-14
12/26	at Patriots	P	11	125	11.4	28	1	1	-1	-1.0	-1	0	W	33-21
01/02	Falcons	P	1	6	6.0	6	0	1	3	3.0	3	0	W	29-15
01/09	Jets	S	1	9	9.0	9	0	1	10	10.0	10	0	W	27-10
2021 TOTALS	15-2		20	178	8.9	28	1	9	47	5.2	10	1	11-6	

+ - Overtime

2022 GAME-BY-GAME REGULAR-SEASON STATISTICS (BILLS)

DATE	OPPONENT	P/S	RECEIVING					RUSHING					W/L	SCORE
			NO.	YDS.	AVG.	LG	TD	NO.	YDS.	AVG.	LG	TD		
09/08	at Rams	S	2	19	9.5	12	1	0	0	0.0	0	0	W	31-10
09/19	Titans	S	2	37	18.5	28	0	0	0	0.0	0	0	W	41-7
09/25	at Dolphins	S	7	76	10.9	27	1	1	6	6.0	6	0	L	19-21
10/02	at Ravens	S	4	21	5.3	8	1	0	0	0.0	0	0	W	23-20
10/09	Steelers												W	38-3
10/16	at Chiefs	P	2	9	4.5	5	0	0	0	0.0	0	0	W	24-20
10/30	Packers	S	1	8	8.0	8	0	2	2	1.0	7t	1	W	27-17
11/06	at Jets	P	2	12	6.0	9	0	1	9	9.0	9	0	L	17-20
11/13	Vikings	S	4	37	9.3	15	0	1	18	18.0	18	0	L	30-33+
11/20	Browns	P	0	0	0.0	0	0	0	0	0.0	0	0	W	31-23
11/24	at Lions	S	6	96	16.0	30	1	2	7	3.5	4	0	W	28-25
12/01	at Patriots	P	5	44	8.8	17	0	0	0	0.0	0	0	W	24-10
12/11	Jets	P	3	21	7.0	8	0	1	7	7.0	7	0	W	20-12
12/17	Dolphins	P	2	24	12.0	19	0	0	0	0.0	0	0	W	32-29
12/24	at Bears	P	0	0	0.0	0	0	1	6	6.0	6	0	W	35-13
01/08	Patriots	S	2	19	9.5	13	0	0	0	0.0	0	0	W	35-23
2022 TOTALS	15-8		42	423	10.1	30	4	9	55	6.1	18	1	13-3	

+ - Overtime



6

ISAIAH MCKENZIE

WIDE RECEIVER



2019 GAME-BY-GAME POSTSEASON STATISTICS (BILLS)

DATE	OPPONENT	P/S	RECEIVING					RUSHING					W/L	SCORE
			NO.	YDS.	AVG.	LG	TD	NO.	YDS.	AVG.	LG	TD		
01/04	at Texans	P	4	23	5.8	10	0	0	0	0.0	0	0	L	19-22+
2019 TOTALS		1-0	4	23	5.8	10	0	0	0	0.0	0	0	0-1	

+ - Overtime

2020 GAME-BY-GAME POSTSEASON STATISTICS (BILLS)

DATE	OPPONENT	P/S	RECEIVING					RUSHING					W/L	SCORE
			NO.	YDS.	AVG.	LG	TD	NO.	YDS.	AVG.	LG	TD		
01/09	Colts	P	0	0	0.0	0	0	0	0	0.0	0	0	W	27-24
01/16	Ravens	P	2	8	4.0	7	0	0	0	0.0	0	0	W	17-3
01/24	at Chiefs	P	1	6	6.0	6t	1	2	9	4.5	5	0	L	24-38
2020 TOTALS		3-0	3	14	4.7	7	1	2	9	4.5	5	0	2-1	

2021 GAME-BY-GAME POSTSEASON STATISTICS (BILLS)

DATE	OPPONENT	P/S	RECEIVING					RUSHING					W/L	SCORE
			NO.	YDS.	AVG.	LG	TD	NO.	YDS.	AVG.	LG	TD		
01/15	Patriots	S	3	45	15.0	19	0	3	29	9.7	15	0	W	47-17
01/23	at Chiefs	P	1	3	3.0	3	0	3	15	5.0	11	0	L	36-42+
2021 TOTALS		2-1	4	48	12.0	19	0	6	44	7.3	15	0	1-1	

+ - Overtime

2022 GAME-BY-GAME POSTSEASON STATISTICS (BILLS)

DATE	OPPONENT	P/S	RECEIVING					RUSHING					W/L	SCORE
			NO.	YDS.	AVG.	LG	TD	NO.	YDS.	AVG.	LG	TD		
01/15	Dolphins												W	34-31
01/22	Bengals	S	2	10	5.0	8	0	0	0	0.0	0	0	L	10-27
2022 TOTALS		1-1	2	10	5.0	8	0	0	0	0.0	0	0	1-1	



@_isaiahmckenzie



@zee_thoven

10

GARDNER MINSHEW II

QUARTERBACK



GARDNER MINSHEW II: SIGNED BY THE COLTS AS AN UNRESTRICTED FREE AGENT ON MARCH 16, 2023.

6-1 • 225 LBS
NFL EXP: 5
(1ST YEAR WITH THE COLTS)
BORN: 5/16/96



COLLEGE:
WASHINGTON STATE

4TH-AND-SHORT

- In his first five seasons, he played in 32 games (24 starts) in his time with the Eagles (2021-22) and Jaguars (2019-20) and completed 586-of-933 passes for 6,632 yards with 44 touchdowns and 15 interceptions for a 93.1 passer rating. He also registered 112 carries for 521 yards and two touchdowns.
- Flew with the Air Force Thunderbirds during the 2020 offseason.
- His dad, Flint, played football at Millsaps College in Mississippi and his mom, Kim, played basketball at Mississippi State.

UNAPOLOGETIC

Throughout his career, Minshew II has been known as one of the fun characters in football. When he was at Washington State, not only did he have the best season of his collegiate career but he was also coached by Mike Leach. Leach unexpectedly passed away in December of 2022. Minshew noted that one of the best things about his coach was that "He was always his authentic self." It should be no surprise that Minshew, who is also always his authentic self, thrived under Leach's tutelage.





FINDING OPPORTUNITY

Minshaw II was determined to continue playing football. He put up school records in high school, but because of his size he was often overlooked by Division I colleges. He decided to start his college career at Northwest Mississippi Community College and helped lead them to a NJCAA National Championship. He transferred to East Carolina and battled for playing time, but then solidified himself by throwing for 24 touchdowns in his 17 games there. Minshaw II then had the opportunity to grad transfer and chose Washington State instead of Alabama after Mike Leach asked him if he wanted to lead the nation in passing. After being a sixth-round selection by the Jaguars, he has been trying to make the most of every opportunity in the NFL.

NFL HIGHLIGHTS

- Has appeared in 32 career games (24 starts) in his time with the Philadelphia Eagles (2021-22) and Jacksonville Jaguars (2019-20) and has completed 586-of-933 passes for 6,632 yards with 44 touchdowns and 15 interceptions for a 93.1 passer rating. He has also registered 521 rushing yards and two touchdowns. Minshaw II has appeared in two postseason contests.
- In 2022, he saw action in five games (two starts) and completed 44-of-76 passes for 663 yards and three touchdowns with three interceptions. He also tallied seven carries for three yards and one touchdown. He competed in two postseason contests.
- Appeared in four games (two starts) in 2021 and completed 41-of-60 passes for 439 yards and four touchdowns with one interception. Also added 21 yards on nine carries.
- In 2020, he competed in nine games (eight starts) and completed 216-of-327 passes for 2,259 yards and 16 touchdowns with five interceptions. He also compiled 29 carries and 153 yards and one touchdown.
- Saw action in a single-season career-high 14 games (12 starts) in 2019 and set single-season career highs in completions (285), attempts (470), passing yards (3,271) and passing touchdowns (21). Also added 344 rushing yards on 67 carries. Minshaw II became only the fourth rookie quarterback in NFL history to throw at least 20 touchdowns with six or less interceptions, joining Dak Prescott (2016), Robert Griffin III (2012) and Dan Marino (1983). He also became the only rookie in the past 25 seasons to tally at least eight touchdowns with no interceptions on the road. Minshaw ranks first in Jaguars rookie history in passing touchdowns (21) and second in completions (285) and passing yards (3,271).

COLLEGE HIGHLIGHTS

- Appeared in 30 total games (25 starts) at Washington State (2018) and East Carolina (2016-17) and completed 761-of-1,168 passes for 8,266 yards and 62 touchdowns with 20 interceptions. He also added 96 carries for 43 yards and four touchdowns.
- In 2018 at Washington State, he was named the Johnny Unitas Golden Arm Award winner after he started 13 games and completed 468-of-662 passes for a single-season career-high 4,479 yards and 38 touchdowns with nine interceptions. On the ground, he contributed 119 yards on 58 carries with four rushing touchdowns. He set the Pac-12 Conference and WSU single-season records in completions and passing yards. Also garnered Pac-12 Offensive Player of the Year honors and earned First Team All-Pac-12 accolades.
- As a junior at East Carolina, he started 10 games and completed 174-of-304 passes for 2,140 yards and 16 touchdowns with seven interceptions.
- In 2016, he saw action in seven games (two starts) and completed 119-of-202 passes for eight touchdowns with four interceptions.
- Attended Northwest Mississippi Community College in 2015 and completed 223-of-367 passes for 3,288 yards and 28 touchdowns with five interceptions. He helped lead the team to the NJCAA National Championship.

PERSONAL

- Attended Brandon (Miss.) High School and earned all-state honors as a senior.
- Inducted into Brandon High School's Hall of Fame.
- His dad, Flint, played football at Millsaps College in Mississippi.
- His mom, Kim, played basketball at Mississippi State.
- While with the Jaguars, he hosted an annual 'Shop with a Jaguar' holiday event.
- Flew with the Air Force Thunderbirds during the 2020 offseason.
- Earned a bachelor's degree in communications from ECU in 2017.
- A native of Brandon, Miss.

ADDITIONAL TRANSACTIONS

- Acquired by the Philadelphia Eagles in a trade with the Jacksonville Jaguars on August 28, 2021.
- Selected by the Jaguars in the sixth round (178th overall) of the 2019 NFL Draft.



10

GARDNER MINSHEW II

QUARTERBACK



GARDNER MINSHEW II'S - NFL REGULAR SEASON STATISTICS

DATE	TEAM	GP	GS	ATT.	CMP.	PCT.	YDS	AVG.	TD	INT.	LG	SK	LST	RATE
2019	Jaguars	14	12	470	285	60.6	3,271	7.0	21	6	70t	33	184	91.2
2020	Jaguars	9	8	327	216	66.1	2,259	6.9	16	5	51	27	147	95.9
2021	Eagles	4	2	60	41	68.3	439	7.3	4	1	36t	5	31	104.8
2022	Eagles	5	2	76	44	57.9	663	8.7	3	3	78t	6	28	83.4
TOTALS		32	24	933	586	62.8	6,632	7.1	44	15	78T	71	390	93.1

GARDNER MINSHEW II'S - NFL POSTSEASON STATISTICS

DATE	TEAM	GP	GS	ATT.	CMP.	PCT.	YDS	AVG.	TD	INT.	LG	SK	LST	RATE
2021	Eagles	0	0	0	0	0.0	0	0.0	0	0	0	0	0	0.0
2022	Eagles	2	0	0	0	0.0	0	0.0	0	0	0	0	0	0.0
TOTALS		2	0	0	0	0.0	0	0.0	0	0	0	0	0	0.0

GARDNER MINSHEW II'S - NFL REGULAR SEASON STATISTICS

DATE	TEAM	NO.	YDS.	AVG.	LG	TD
2019	Jaguars	67	344	5.1	21	0
2020	Jaguars	29	153	5.3	16	1
2021	Eagles	9	21	2.3	9	0
2022	Eagles	7	3	0.4	3	1
TOTALS		112	521	4.7	21	2

GARDNER MINSHEW II'S - NFL POSTSEASON STATISTICS

DATE	TEAM	NO.	YDS.	AVG.	LG	TD
2021	Eagles	0	0	0.0	0	0
2022	Eagles	2	-2	-1.0	0	0
TOTALS		2	-2	-1.0	0	0

GARDNER MINSHEW II'S - NFL REGULAR SEASON STATISTICS

DATE	TEAM	GP	GS	ATT.	CMP.	PCT.	YDS	PASSING							RUSHING				
								AVG.	TD	INT.	LG	SK	LST	RATE	NO.	YDS.	AVG.	LG	TD
2019	Jaguars	14	12	470	285	60.6	3,271	7.0	21	6	70t	33	184	91.2	67	344	5.1	21	0
2020	Jaguars	9	8	327	216	66.1	2,259	6.9	16	5	51	27	147	95.9	29	153	5.3	16	1
2021	Eagles	4	2	60	41	68.3	439	7.3	4	1	36t	5	31	104.8	9	21	2.3	9	0
2022	Eagles	5	2	76	44	57.9	663	8.7	3	3	78t	6	28	83.4	7	3	0.4	3	1
TOTALS		32	24	933	586	62.8	6,632	7.1	44	15	78T	71	390	93.1	112	521	4.7	21	2

GARDNER MINSHEW II'S - NFL POSTSEASON STATISTICS

DATE	TEAM	GP	GS	ATT.	CMP.	PCT.	YDS	PASSING							RUSHING				
								AVG.	TD	INT.	LG	SK	LST	RATE	NO.	YDS.	AVG.	LG	TD
2021	Eagles	0	0	0	0	0.0	0	0.0	0	0	0	0	0	0.0	0	0	0.0	0	0
2022	Eagles	2	0	0	0	0.0	0	0.0	0	0	0	0	0	0.0	2	-2	-1.0	0	0
TOTALS		2	0	0	0	0.0	0	0.0	0	0	0	0	0	0.0	2	-2	-1.0	0	0



@GardnerMinshew5



@GardnerMinshew5



SINGLE-GAME HIGHS: QUARTERBACK

Pass Attempts	49 at Houston Texans, Oct 11, 2020 47 vs. Houston Texans, Nov 03, 2019 45 at Tennessee Titans, Sep 20, 2020	Passer Rating	142.3 vs. Indianapolis Colts, Sep 13, 2020 133.7 at New York Jets, Dec 05, 2021 122.5 vs. Kansas City Chiefs, Sep 08, 2019
Pass Completions	31 at Houston Texans, Oct 11, 2020 30 vs. Miami Dolphins, Sep 24, 2020 ...1 more at 30.	Rush Attempts	9 at Cincinnati Bengals, Oct 20, 2019 8 vs. New York Jets, Oct 27, 2019 7 at Atlanta Falcons, Dec 22, 2019 ...1 more at 7.
Yards Passing	374 at Carolina Panthers, Oct 06, 2019 351 at Cincinnati Bengals, Oct 04, 2020 339 at Tennessee Titans, Sep 20, 2020	Rushing Yards	56 at Houston Texans, Sep 15, 2019 48 at Cincinnati Bengals, Oct 20, 2019 42 at Carolina Panthers, Oct 06, 2019
TD Passes	3 at Tennessee Titans, Sep 20, 2020 ...3 more at 3.	Rushing Average	6.0 at Carolina Panthers, Oct 06, 2019 5.3 at Cincinnati Bengals, Oct 20, 2019 5.1 at Atlanta Falcons, Dec 22, 2019
Long Passes	70t vs. New York Jets, Oct 27, 2019 69 vs. Kansas City Chiefs, Sep 08, 2019 55 at Oakland Raiders, Dec 15, 2019	Longest Runs	21 at Houston Texans, Sep 15, 2019 20 at Cincinnati Bengals, Oct 20, 2019 18 at Houston Texans, Sep 15, 2019
Completion Percentage	95.0 vs. Indianapolis Colts, Sep 13, 2020 88.0 vs. Kansas City Chiefs, Sep 08, 2019 80.0 at New York Jets, Dec 05, 2021	Rushing TDs	1 vs. Detroit Lions, Oct 18, 2020

300-YARD PASSING GAMES (6): REGULAR SEASON

DATE	TEAM	NO.	YDS.	AVG.	LG	TD
10/06/19	at Panthers	26	374	14.4	37t	2
11/03/19	TEXANS	27	309	11.4	31	0
09/20/20	at Titans	30	339	11.3	45	3
10/04/20	at Bengals	27	351	13.0	33	2
10/11/20	at Texans	31	301	9.7	51	2
12/24/22	at Cowboys	24	355	14.8	48	2

2019 GAME-BY-GAME REGULAR-SEASON STATISTICS (JAGUARS)

DATE	OPPONENT	P/S	PASSING											RUSHING				W/L	SCORE
			ATT	CMP	YDS	PCT	Y/A	Y/C	TD	INT	LG	SK/YD	RATE	ATT	YDS	LG	TD		
09/08	Chiefs	P	25	22	275	88.0	11.0	12.5	2	1	69	1/3	122.5	1	6	6	0	L	26-40
09/15	at Texans	S	33	23	213	69.7	6.5	9.3	1	0	31	4/35	97.2	6	56	21	0	L	12-13
09/19	Titans	S	30	20	204	66.7	6.8	10.2	2	0	37	0/0	108.2	4	18	10	0	W	20-7
09/29	at Broncos	S	33	19	213	57.6	6.5	11.2	2	0	32	5/27	97.2	1	2	2	0	W	26-24
10/06	at Panthers	S	44	26	374	59.1	8.5	14.4	2	0	37t	2/16	101.9	7	42	11	0	L	27-34
10/13	Saints	S	29	14	163	48.3	5.6	11.6	0	1	23	2/12	51.4	2	1	2	0	L	6-13
10/20	at Bengals	S	32	15	255	46.9	8.0	17.0	1	0	47	2/11	84.8	9	48	20	0	W	27-17
10/27	Jets	S	34	22	279	64.7	8.2	12.7	3	0	70t	2/1	119.6	8	28	13	0	W	29-15
11/03	Texans	S	47	27	309	57.4	6.6	11.4	0	2	31	3/8	59.6	4	34	10	0	L	3-26
11/17	at Colts		DID NOT PLAY (NON-INJURY)															L	13-33
11/24	at Titans		DID NOT PLAY (NON-INJURY)															L	20-42
12/01	Buccaneers	P	27	16	147	59.3	5.4	9.2	1	1	30	2/24	71.1	2	8	4	0	L	11-28
12/08	Chargers	S	37	24	162	64.9	4.4	6.8	1	0	22	2/7	83.4	6	31	8	0	L	10-45
12/15	at Raiders	S	29	17	201	58.6	6.9	11.8	2	0	55	2/16	102.8	5	27	11	0	W	20-16
12/22	at Falcons	S	31	13	181	41.9	5.8	13.9	1	0	42t	3/15	72.1	7	36	17	0	L	12-24
12/29	Colts	S	39	27	295	69.2	7.6	10.9	3	1	45	3/9	106.2	5	7	7	0	W	38-20
2019 TOTALS		14-12	470	285	3,271	60.6	7.0	11.5	21	6	70T	33/184	91.2	67	344	21	0	6-10	



10

GARDNER MINSHEW II

QUARTERBACK



2020 GAME-BY-GAME REGULAR-SEASON STATISTICS (JAGUARS)

DATE	OPPONENT	P/S	PASSING											RUSHING				W/L	SCORE
			ATT	CMP	YDS	PCT	Y/A	Y/C	TD	INT	LG	SK/YD	RATE	ATT	YDS	LG	TD		
09/13	Colts	S	20	19	173	95.0	8.7	9.1	3	0	28	4/23	142.3	5	19	11	0	W	27-20
09/20	at Titans	S	45	30	339	66.7	7.5	11.3	3	2	45	2/24	92.7	4	19	11	0	L	30-33
09/24	Dolphins	S	42	30	275	71.4	6.5	9.2	0	1	24	4/29	79.0	3	22	16	0	L	13-31
10/04	at Bengals	S	40	27	351	67.5	8.8	13.0	2	1	33	3/11	101.1	2	9	7	0	L	25-33
10/11	at Texans	S	49	31	301	63.3	6.1	9.7	2	0	51	3/8	94.0	4	18	11	0	L	14-30
10/18	Lions	S	44	25	243	56.8	5.5	9.7	1	1	51	1/12	70.5	3	14	9	1	L	16-34
10/25	at Chargers	S	27	14	173	51.9	6.4	12.4	2	0	36	5/19	96.7	4	21	10	0	L	29-39
11/08	Texans		ON INACTIVE LIST															L	25-27
11/15	at Packers		ON INACTIVE LIST															L	20-24
11/22	Steelers		ON INACTIVE LIST															L	3-27
11/29	Browns		INACTIVE															L	25-27
12/06	at Vikings		DID NOT PLAY (NON-INJURY)															L	24-27+
12/13	Titans	P	31	18	178	58.1	5.7	9.9	1	0	27	0/0	85.1	2	22	13	0	L	10-31
12/20	at Ravens	S	29	22	226	75.9	7.8	10.3	2	0	28	5/21	120.8	2	9	10	0	L	14-40
12/27	Bears		DID NOT PLAY (NON-INJURY)															L	17-41
01/03	at Colts		DID NOT PLAY (NON-INJURY)															L	14-28
2020 TOTALS		9-8	327	216	2,259	66.1	6.9	10.5	16	5	51	27/147	95.9	29	153	16	1	1-15	

+ - Overtime

2021 GAME-BY-GAME REGULAR-SEASON STATISTICS (EAGLES)

DATE	OPPONENT	P/S	PASSING											RUSHING				W/L	SCORE
			ATT	CMP	YDS	PCT	Y/A	Y/C	TD	INT	LG	SK/YD	RATE	ATT	YDS	LG	TD		
09/12	at Falcons		INACTIVE															W	32-6
09/19	49ers		INACTIVE															L	11-17
09/27	at Cowboys		INACTIVE															L	21-41
10/03	Chiefs		INACTIVE															L	30-42
10/10	at Panthers		INACTIVE															W	21-18
10/14	Buccaneers		INACTIVE															L	22-28
10/24	at Raiders		INACTIVE															L	22-33
10/31	at Lions	P	2	2	11	100.0	5.5	5.5	0	0	9	0/0	89.6	0	0	0	0	W	44-6
11/07	Chargers		DID NOT PLAY (NON-INJURY)															L	24-27
11/14	at Broncos		DID NOT PLAY (NON-INJURY)															W	30-13
11/21	Saints		DID NOT PLAY (NON-INJURY)															W	40-29
11/28	at Giants		DID NOT PLAY (NON-INJURY)															L	7-13
12/05	at Jets	S	25	20	242	80.0	9.7	12.1	2	0	36t	2/9	133.7	4	11	9	0	W	33-18
12/21	Football Team		DID NOT PLAY (NON-INJURY)															W	27-17
12/26	Giants	P	0	0	0	0.0	0.0	0.0	0	0	0	0/0	0.0	0	0	0	0	W	34-10
01/02	at Football Team		DID NOT PLAY (NON-INJURY)															W	20-16
01/08	Cowboys	S	33	19	186	57.6	5.6	9.8	2	1	36t	3/22	81.1	5	10	4	0	L	26-51
2021 TOTALS		4-2	60	41	439	68.3	7.3	10.7	4	1	36T	5/31	104.8	9	21	9	0	9-8	



@GardnerMinshew5



@GardnerMinshew5



2022 GAME-BY-GAME REGULAR-SEASON STATISTICS (EAGLES)

DATE	OPPONENT	P/S	PASSING											RUSHING				W/L	SCORE		
			ATT	CMP	YDS	PCT	Y/A	Y/C	TD	INT	LG	SK/YD	RATE	ATT	YDS	LG	TD				
09/11	at Lions																			W	38-35
09/19	Vikings																			W	24-7
09/25	at Commanders																			W	24-8
10/02	Jaguars																			W	29-21
10/09	at Cardinals																			W	20-17
10/16	Cowboys																			W	26-17
10/30	Steelers	P	2	1	23	50.0	11.5	23.0	0	0	23	0/0	91.7	1	-1	-1	0			W	35-13
11/03	at Texans																			W	29-17
11/14	Commanders																			L	21-32
11/20	at Colts																			W	17-16
11/27	Packers																			W	40-33
12/04	Titans	P	2	1	11	50.0	5.5	11.0	0	0	11	0/0	66.7	0	0	0	0			W	35-10
12/11	at Giants	P	0	0	0	0.0	0.0	0.0	0	0	0	0/0	0.0	1	-1	-1	0			W	48-22
12/18	at Bears																			W	25-20
12/24	at Cowboys	S	40	24	355	60.0	8.9	14.8	2	2	48	0/0	84.9	4	5	3	1			L	34-40
01/01	Saints	S	32	18	274	56.3	8.6	15.2	1	1	78t	6/28	82.0	1	0	0	0			L	10-20
01/08	Giants																			W	22-16
2022 TOTALS			5-2	76	44	663	57.9	8.7	15.1	3	3	78T	6/28	83.4	7	3	3	1			14-3

2021 GAME-BY-GAME POSTSEASON STATISTICS (EAGLES)

DATE	OPPONENT	P/S	PASSING											RUSHING				W/L	SCORE			
			ATT	CMP	YDS	PCT	Y/A	Y/C	TD	INT	LG	SK/YD	RATE	ATT	YDS	LG	TD					
01/16	at Buccaneers																				L	15-31
2021 TOTALS			0-0	0	0	0	0.0	0.0	0.0	0	0	0	0/0	0.0	0	0	0	0			0-1	

2022 GAME-BY-GAME POSTSEASON STATISTICS (EAGLES)

DATE	OPPONENT	P/S	PASSING											RUSHING				W/L	SCORE			
			ATT	CMP	YDS	PCT	Y/A	Y/C	TD	INT	LG	SK/YD	RATE	ATT	YDS	LG	TD					
01/21	Giants	P	0	0	0	0.0	0.0	0.0	0	0	0	0/0	0.0	0	0	0	0			W	38-7	
01/29	49ers	P	0	0	0	0.0	0.0	0.0	0	0	0	0/0	0.0	2	-2	-1	0			W	31-7	
02/12	Chiefs																				L	35-38
2022 TOTALS			2-0	0	0	0	0.0	0.0	0.0	0	0	0	0/0	0.0	2	-2	-1	0			2-1	



23 KENNY MOORE II

CORNERBACK



KENNY MOORE II: CLAIMED BY THE COLTS OFF WAIVERS FROM NEW ENGLAND ON SEPTEMBER 3, 2017.

5-9 • 190 LBS
NFL EXP: 7
(7TH YEAR WITH THE COLTS)
BORN: 8/23/95



COLLEGE:
VALDOSTA STATE

4TH-AND-SHORT

- 1x Pro Bowl selection (2021).
- In his first six seasons, he tallied 415 tackles (339 solo), 23.0 tackles for loss, 8.0 sacks, 49 passes defensed, 14 interceptions (one returned for a touchdown), four forced fumbles and one fumble recovery in 87 games (74 starts).
- Named AFC Defensive Player of the Week in Week 14 of 2020 at Las Vegas after recording a one-handed interception in the end zone.
- 2021 Colts Walter Payton Man of the Year Nominee.
- Mantra is 'love' which means inclusion for all and coming together in love.

DOWN THE STRETCH

Hobbies outside of football: Watching Jeopardy!

What is something interesting about you that most people may not know: I have a twin sister.

What's the one thing you couldn't live without: God

What was your "welcome to the NFL" moment: The first day I was in New England, Tom Brady spoke to me. He knew my name, he introduced himself, so it felt pretty cool coming from Tom Brady. You don't really think you're anyone as a rookie. Just practicing against guys like Julian Edelman and Danny Amendola was cool, too. My first game, I was thinking, "Dang, I'm actually here. I hear all the fans. This is the real deal."

Hobbies outside of football: Photography and doing spontaneous things, whether that's going downtown and taking pictures or just hanging out. I like to get to know people. I'm trying to read more often now. I enjoy doing digital art and illustrations.

Unique jobs growing up: I worked at the pool store in Valdosta every summer in college. I worked in the chlorine room and I was basically like a little chemist, I like to say. I tested people's chlorine water to see the pH and stuff like that.

Favorite athlete: Dwyane Wade. I think he's a great man on and off the court. He expresses himself well and has style. I love fashion.

23 KENNY MOORE II

CORNERBACK



MOORE II LIFE THAN FOOTBALL

As humble of an athlete as they come, Moore II wants to impact as many lives as he can and benefit the world around him. "I just care about people in general and the best way for me to show that is to go out and do it. I'm passionate about community work and helping people. I want to do more than just play football and get a check." A man of his word, Moore II has hosted community events in his hometown of Valdosta, Ga., to help bring the community together. "I feel like my hometown has gone through a lot, so I want to have a community festival at my college to bring everyone together for a day of fun. I want to do that annually and I think we can all have a good time."



THE MOORE YOU CAN DO

While Moore II is making strides in the football world, his talent and creativity transcends the field. Moore II is a self-taught photographer and designer who enjoys capturing the world around him from his own perspective. "I really love landscapes because it's not man-made. But I do love architecture because you do see what man can create. It goes hand in hand. I like to point something out and try to get my own angle on it because everybody has different types of perception." The landscape picture (above) and illustration (to the right) are both Moore II's original creations. Moore II wore No. 42 as a rookie in 2017.



DEFENSIVE PLAYER OF THE WEEK

In 2020, Moore II earned AFC Defensive Player of the Week for Week 14 at Las Vegas after he compiled five solo tackles, one forced fumble, one pass defensed and a one-handed interception. His interception in the second quarter came in the end zone and stalled a Raiders' red zone drive, while his forced fumble occurred in the fourth quarter. His two turnovers resulted in scoring drives for Indianapolis. He became the fourth Colts player to earn the honor in the 2020 season.



2021 WALTER PAYTON MAN OF THE YEAR

Moore II was named the team's nominee for the Walter Payton NFL Man of the Year Award. As one of the most prestigious honors in the NFL, the award recognizes one player from each of the 32 teams in the league for not only their performance on the field, but the amazing community service efforts they lead or lend a hand to off the field as well. As the Colts nominee, Moore II wore a special helmet decal during the season as recognition for his accomplishments. "Kenny is just so authentic," said former Head Coach Frank Reich. "Whenever I think about Kenny, I just think, whatever he's going to do, he's going to make an impact, he's going to make a difference because of the amount that he cares and how hard he will work and the length that he will go to, to help somebody else."



HELPING IN A TIME OF NEED

During Moore II's rookie year, he was driving home from a community event when the car in front of him ran over a dog that was running into the street. Moore II got out of his car and helped the dog and its owner. He promptly invited the dog and its owner, Max, into the car to go to the closest vet hospital. The dog had suffered a broken pelvis, but the first vet they visited wasn't able to assist and gave them the address to one that could perform surgery. Moore ended up taking them to the other vet to have the surgery done and thankfully, the dog was going to make it. Max and Moore still keep in contact to this day and Max has even made it out to a Colts game on Moore II's behalf. Moore II attended Max's wedding on June 4, 2021.



@KENNYKENNYMOE3



@KENNYMOORE_II

23 KENNY MOORE II

CORNERBACK



NFL HIGHLIGHTS

- Has appeared in 87 games (74 starts) in six seasons with the Colts and has totaled 415 tackles (339 solo), 23.0 tackles for loss, 8.0 sacks, 49 passes defended, 14 interceptions (one returned for a touchdown), four forced fumbles and one fumble recovery. He has also added eight special teams stops. Has started three postseason contests and tallied 24 tackles (17 solo), 3.0 tackles for loss, 3.0 sacks, three passes defended and one interception.
- In 2022, he started 12 games and compiled 65 tackles (50 solo), 4.0 tackles for loss, 1.0 sack and four passes defended. In Week 5 at Denver, he tallied five solo tackles, 1.0 tackle for loss and one pass defended. In Week 7 at Tennessee, he registered four tackles (three solo), 1.0 tackle for loss and 1.0 sack. In Week 8 vs. Washington, he tallied a team-high nine tackles (six solo) and 1.0 tackle for loss. In Week 10 at Las Vegas, he tallied seven tackles (six solo), 1.0 tackle for loss and one pass defended. In Week 12 vs. Pittsburgh, he tied his single-game career high in tackles (10) while also adding seven solo tackles and one pass defended.
- Started all 17 games in 2021 and was named to his first career Pro Bowl after he tallied 101 tackles (81 solo), 6.0 tackles for loss, 1.0 sack, 13 passes defended, four interceptions, one forced fumble and one special teams stop. He was one of two NFL defensive backs to register 100 tackles and at least 10 passes defended in 2021. In Week 3 at Tennessee, he compiled seven solo tackles, 1.0 tackle for loss, two passes defended and one interception. In Week 8 vs. Tennessee, he tallied nine tackles (seven solo), two passes defended and one interception. In Week 10 vs. Jacksonville, he accumulated five tackles (four solo) and three passes defended. His three passes defended tied his single-game career-high. In Week 13 at Houston, he compiled four tackles (three solo), two passes defended, one interception and one forced fumble.
- In 2020, he appeared in all 16 games (14 starts) and recorded 79 tackles (67 solo), 4.0 tackles for loss, 2.0 sacks, 13 passes defended, four interceptions (one returned for a touchdown) and one forced fumble. In Week 2 vs. Minnesota, he tallied five tackles (four solo), two passes defended and one interception. In Week 3 vs. New York Jets, he recorded two solo tackles, 1.0 tackle for loss and 1.0 sack. In Week 8 at Detroit, he contributed three solo tackles, his first-career pick-six and two passes defended. In Week 11 vs. Green Bay, he tied his career-high in tackles (10) and set a new career-high in solo tackles (10). In Week 13 at Houston, he accumulated eight tackles (six solo), three passes defended and one interception. His three passes defended tied his single-game career-high. In Week 14 at Las Vegas, he accumulated five solo tackles, one pass defended, a one-handed interception and his third-career forced fumble. It was his second consecutive game with an interception and he set his single-season career-high in interceptions (four). In Week 17 vs. Jacksonville, he registered eight tackles (five solo), 1.0

NFL HIGHLIGHTS CONT...

- tackle for loss and 1.0 sack. Started one postseason contest and tallied five tackles (four solo).
- Started 11 games in 2019 and had 61 tackles (50 solo), 4.0 tackles for loss, 2.5 sacks, three passes defended, two interceptions and one fumble recovery. In Week 9 at Pittsburgh, he recorded a season-high eight tackles (seven solo), one pass defended and one interception. In Week 11 vs. Jacksonville, he had a team-high eight solo tackles, 1.0 tackle for loss, 1.0 sack and one pass defended. In Week 12 at Houston, he led the team in tackles (eight) and added one pass defended and one interception.
- In 15 starts in 2018, he had 76 tackles (63 solo), 4.0 tackles for loss, 1.5 sacks, three interceptions, 11 passes defended and one forced fumble along with one special teams stop. In Week 10 vs. Jacksonville, he had six solo tackles, 1.0 tackle for loss, two passes defended and had a forced fumble late in the fourth quarter to seal the win. In Week 11 vs. Tennessee, he led the team in tackles with 10 (nine solo), 1.0 tackle for loss and half a sack. Started two postseason games and had 19 tackles (13 solo), 3.0 tackles for loss, 3.0 sacks, one interception and three passes defended. With 3.0 sacks in the postseason, Moore set a team record for most sacks in a single postseason. Moore also tied Larry Tripplett for the third-most postseason sacks in team history. During the AFC Divisional Round, Moore totaled 13 tackles (eight solo), 2.0 tackles for loss, 2.0 sacks and one pass defended. On his second sack of the day, he tied Dwight Freeney (1/6/07 and 1/3/09) and Robert Mathis (1/3/09) as the only Colts to register 2.0 sacks in a playoff game.
- Appeared in all 16 games (five starts) as a rookie in 2017, finishing with 33 tackles (28 solo), 1.0 tackle for loss, one interception, five passes defended and one forced fumble. Notched his first career interception in Week 15 vs. Denver on *Thursday Night Football*. Compiled eight solo tackles, 1.0 tackle for loss, one pass defended and one forced fumble in Week 16 at Baltimore.

COLLEGE HIGHLIGHTS

- Played in 46 games during his four-year career (2013-16) at Valdosta State and registered 171 tackles (117 solo), 8.5 tackles for loss, 2.0 sacks, 11 interceptions for 236 yards and two touchdowns, 30 passes defended and one forced fumble.
- As a senior in 2016, played in 11 games and totaled 65 tackles (45 solo), 6.5 tackles for loss, 1.0 sack, 13 passes defended and a career-high five interceptions.
- In 2015, appeared in 12 games and tallied 51 tackles (34 solo), 1.5 tackles for loss, 1.0 sack, nine passes defended and three interceptions (two returned for touchdowns).
- As a sophomore in 2014, played in 13 games and racked up 37 tackles (26 solo), seven passes defended, two interceptions and one forced fumble.
- In 2013, saw action in 10 games and recorded 18 tackles (12 solo), half a tackle for loss, one pass defended and one interception.



@KENNYKENNEMOE3



@KENNYMOORE_II

23 KENNY MOORE II

CORNERBACK



PERSONAL

- Attended Lowndes High School in Valdosta, Ga. where he tallied 18 tackles, 1.0 tackle for loss and two interceptions for a team that went 9-2 and advanced to the GHSA AAAAAA Playoffs.
- One of seven siblings and has a twin sister.
- For the last four years, he has hosted a "Day of 1ove" Community Festival and a free youth football camp in Valdosta. His mantra is 1ove which means inclusion for all and coming together in love.
- Named the team's 2021 nominee for the Walter Payton Man of the Year Award.
- In 2019, he pledged \$12,500 to Reach Georgia, which is a needs-based scholarship and mentoring program that serves 134 school systems around the state.
- Participated in the NFL's My Cause My Cleats initiative and represented the VOICES Corp (2022), Mighty Mason Fund - Riley Children's Foundation (2021), A Kid Again - Indiana Chapter (2020), A Kid Again (2019), Shoes That Fit (2018) and the Special Olympics (2017).
- In 2020, he volunteered in many Colts community initiatives, including four mobile pantry distributions, attending a Marion County Juvenile Detention Center activation event and participating at the Colts' Election Day tent outside of Lucas Oil Stadium, which included passing out stickers, masks and shirts.
- Has participated in events at Second Helpings, Wheeler Mission and the Marion County Juvenile Detention Center.
- Partakes in Colts Community Ticket Block and provides game tickets to various charitable organizations, including A Kid Again, Indy Police Athletic League and Dream Alive.
- A native of Valdosta, Ga.

ADDITIONAL TRANSACTIONS

- Waived by the New England Patriots on September 2, 2017.
- Signed by the Patriots as an undrafted free agent on May 5, 2017.

KENNY MOORE II'S - NFL REGULAR SEASON STATISTICS

DATE	TEAM	GP	GS	TK	S	A	TACKLES					INTERCEPTIONS					FUMBLES					ST				MISC	
							TFL	YDS	SK	YDS	QBH	NO	YDS	LG	TD	PD	FF	FR	TD	YDS	TK	S	A	FF	FR	S	A
2017	Colts	16	5	33	28	5	1	3	0.0	0.0	0	1	25	25	0	5	1	0	0	0	5	4	1	0	0	0	0
2018	Colts	15	15	76	63	13	4	10	1.5	13.0	2	3	52	32	0	11	1	0	0	0	1	0	1	0	0	0	0
2019	Colts	11	11	61	50	11	4	16	2.5	15.0	4	2	36	35	0	3	0	1	0	1	0	0	0	0	0	0	0
2020	Colts	16	14	79	67	12	4	20	2.0	11.0	3	4	45	29t	1	13	1	0	0	0	1	1	0	0	0	0	0
2021	Colts	17	17	101	81	20	6	11	1.0	1.0	1	4	78	32	0	13	1	0	0	0	1	1	0	0	0	0	0
2022	Colts	12	12	65	50	15	4	19	1.0	7.0	1	0	0	0	0	4	0	0	0	0	0	0	0	0	0	0	0
TOTALS		87	74	415	339	76	23	79	8.0	47.0	11	14	236	35	1	49	4	1	0	1	8	6	2	0	0	0	0



@KENNYKENNYMOE3



@KENNYMOORE_II

23

KENNY MOORE II

CORNERBACK



KENNY MOORE II'S - NFL POSTSEASON STATISTICS

DATE	TEAM	GP	GS	TK	S	A	TACKLES				QBH	INTERCEPTIONS					FUMBLES				ST				MISC								
							TFL	YDS	SK	YDS		NO	YDS	LG	TD	PD	FF	FR	TD	YDS	TK	S	A	FF	FR	S	A						
2018	Colts	2	2	19	13	6	3	22	3.0	22.0	4	1	10	10	0	3	0	0	0	0	0	0	0	0	0	0	0	0	0	0	0	0	0
2020	Colts	1	1	5	4	1	0	0	0.0	0.0	0	0	0	0	0	0	0	0	0	0	0	0	0	0	0	0	0	0	0	0	0	0	
TOTALS		3	3	24	17	7	3	22	3.0	22.0	4	1	10	10	0	3	0	0	0	0	0	0	0	0	0	0	0	0	0	0	0	0	

SINGLE-GAME HIGHS: DEFENSIVE

Total Tackles	10 vs. Pittsburgh Steelers, Nov 28, 2022 ...3 more at 10.	Tackles For Loss	1 at Las Vegas Raiders, Nov 13, 2022 ...22 more at 1.
Solo Tackles	10 vs. Green Bay Packers, Nov 22, 2020 9 vs. Houston Texans, Oct 17, 2021 ...1 more at 9.	Interceptions	1 at Houston Texans, Dec 05, 2021 ...13 more at 1.
Sacks	1.0 vs. Seattle Seahawks, Sep 12, 2021 ...5 more at 1.0.	Interception Return Yards	35 at Pittsburgh Steelers, Nov 03, 2019 32 vs. Tennessee Titans, Oct 31, 2021 ...2 more at 32.
Passes Defensed	3 vs. Jacksonville Jaguars, Nov 14, 2021 ...2 more at 3.	Special Teams Tackles	1 vs. Houston Texans, Oct 17, 2021 ...7 more at 1.
Forced Fumbles	1 at Houston Texans, Dec 05, 2021 ...3 more at 1.	Longest Opponent's Fumble Return	1 vs. Miami Dolphins, Nov 10, 2019
Fumble Recoveries	1 vs. Miami Dolphins, Nov 10, 2019		

SINGLE-GAME HIGHS - POSTSEASON: DEFENSIVE

Total Tackles	13 at Kansas City Chiefs, Jan 12, 2019 6 at Houston Texans, Jan 05, 2019 5 at Buffalo Bills, Jan 09, 2021	Tackles For Loss	2 at Kansas City Chiefs, Jan 12, 2019 1 at Houston Texans, Jan 05, 2019
Solo Tackles	8 at Kansas City Chiefs, Jan 12, 2019 5 at Houston Texans, Jan 05, 2019 4 at Buffalo Bills, Jan 09, 2021	Interceptions	1 at Houston Texans, Jan 05, 2019
Sacks	2.0 at Kansas City Chiefs, Jan 12, 2019 1.0 at Houston Texans, Jan 05, 2019	Interception Return Yards	10 at Houston Texans, Jan 05, 2019
Passes Defensed	2 at Houston Texans, Jan 05, 2019 1 at Kansas City Chiefs, Jan 12, 2019		

2017 GAME-BY-GAME REGULAR-SEASON STATISTICS (COLTS)

DATE	OPPONENT	P/S	TACKLES							INTERCEPTIONS					FUMBLES				ST				MISC		W/L	SCORE			
			TK	S	A	SK	YDS	TFL	YDS	QBH	NO	YDS	LG	TD	PD	FF	FR	TD	YDS	TK	S	A	FF	FR			S	A	
09/10	at Rams	P	0	0	0	0.0	0.0	0	0	0	0	0	0	0	0	0	0	0	0	1	1	0	0	0	0	0	L	9-46	
09/17	Cardinals	P	0	0	0	0.0	0.0	0	0	0	0	0	0	0	0	0	0	0	0	1	1	0	0	0	0	0	L	13-16+	
09/24	Browns	P	0	0	0	0.0	0.0	0	0	0	0	0	0	0	0	0	0	0	0	0	0	0	0	0	0	W	31-28		
10/01	at Seahawks	P	0	0	0	0.0	0.0	0	0	0	0	0	0	0	0	0	0	0	0	0	0	0	0	0	0	L	18-46		
10/08	49ers	P	0	0	0	0.0	0.0	0	0	0	0	0	0	0	0	0	0	0	1	1	0	0	0	0	0	W	26-23+		
10/16	at Titans	P	0	0	0	0.0	0.0	0	0	0	0	0	0	0	0	0	0	0	1	0	1	0	0	0	0	L	22-36		
10/22	Jaguars	P	1	1	0	0.0	0.0	0	0	0	0	0	0	0	0	0	0	0	0	0	0	0	0	0	0	L	0-27		
10/29	at Bengals	P	0	0	0	0.0	0.0	0	0	0	0	0	0	0	0	0	0	0	0	0	0	0	0	0	0	L	23-24		
11/05	at Texans	P	0	0	0	0.0	0.0	0	0	0	0	0	0	0	0	0	0	0	0	0	0	0	0	0	0	W	20-14		
11/12	Steelers	P	0	0	0	0.0	0.0	0	0	0	0	0	0	0	0	0	0	0	0	0	0	0	0	0	0	L	17-20		
11/26	Titans	P	3	3	0	0.0	0.0	0	0	0	0	0	0	0	0	0	0	0	1	1	0	0	0	0	0	L	16-20		
12/03	at Jaguars	S	5	4	1	0.0	0.0	0	0	0	0	0	0	0	0	0	0	0	0	0	0	0	0	0	0	L	10-30		
12/10	at Bills	S	6	6	0	0.0	0.0	0	0	0	0	0	0	0	1	0	0	0	0	0	0	0	0	0	0	L	7-13+		
12/14	Broncos	S	6	3	3	0.0	0.0	0	0	0	1	25	25	0	2	0	0	0	0	0	0	0	0	0	0	L	13-25		
12/23	at Ravens	S	8	8	0	0.0	0.0	1	3	0	0	0	0	0	1	1	0	0	0	0	0	0	0	0	0	L	16-23		
12/31	Texans	S	4	3	1	0.0	0.0	0	0	0	0	0	0	0	1	0	0	0	0	0	0	0	0	0	0	W	22-13		
2017 TOTALS		16-5	33	28	5	0.0	0.0	1	3	0	1	25	25	0	5	1	0	0	0	5	4	1	0	0	0	0	4-12		

+ - Overtime



@KENNYKENNYMOE3



@KENNYMOORE_II

23

KENNY MOORE II

CORNERBACK



2018 GAME-BY-GAME REGULAR-SEASON STATISTICS (COLTS)

DATE	OPPONENT	P/S	TACKLES							INTERCEPTIONS				FUMBLES			ST					MISC		W/L	SCORE				
			TK	S	A	SK	YDS	TFL	YDS	QBH	NO	YDS	LG	TD	PD	FF	FR	TD	YDS	TK	S	A	FF			FR	S	A	
09/09	Bengals	S	2	2	0	0.0	0.0	0	0	0	0	1	32	32	0	1	0	0	0	0	1	0	1	0	0	0	0	L	23-34
09/16	at Redskins	S	9	7	2	0.0	0.0	1	0	0	0	0	0	0	0	0	0	0	0	0	0	0	0	0	0	0	W	21-9	
09/23	at Eagles	S	3	2	1	0.0	0.0	0	0	0	0	0	0	0	0	0	0	0	0	0	0	0	0	0	0	L	16-20		
09/30	Texans	S	3	3	0	0.0	0.0	0	0	0	0	0	0	0	0	0	0	0	0	0	0	0	0	0	0	L	34-37+		
10/04	at Patriots																									L	24-38		
10/14	at Jets	S	5	5	0	0.0	0.0	0	0	0	0	0	0	0	0	0	0	0	0	0	0	0	0	0	0	L	34-42		
10/21	Bills	S	7	5	2	0.0	0.0	0	0	0	0	1	4	4	0	2	0	0	0	0	0	0	0	0	0	W	37-5		
10/28	at Raiders	S	3	2	1	0.0	0.0	0	0	0	0	0	0	0	0	1	0	0	0	0	0	0	0	0	0	W	42-28		
11/11	Jaguars	S	6	6	0	0.0	0.0	1	1	0	0	0	0	0	0	3	1	0	0	0	0	0	0	0	0	W	29-26		
11/18	Titans	S	10	9	1	0.5	4.0	1	0	1	0	0	0	0	0	0	0	0	0	0	0	0	0	0	0	W	38-10		
11/25	Dolphins	S	2	1	1	0.0	0.0	0	0	0	0	0	0	0	0	1	0	0	0	0	0	0	0	0	0	W	27-24		
12/02	at Jaguars	S	6	4	2	0.0	0.0	0	0	0	0	0	0	0	0	1	0	0	0	0	0	0	0	0	0	L	0-6		
12/09	at Texans	S	7	6	1	1.0	9.0	1	9	1	0	0	0	0	0	0	0	0	0	0	0	0	0	0	0	W	24-21		
12/16	Cowboys	S	4	4	0	0.0	0.0	0	0	0	0	0	0	0	0	0	0	0	0	0	0	0	0	0	0	W	23-0		
12/23	Giants	S	5	4	1	0.0	0.0	0	0	0	0	0	0	0	0	0	0	0	0	0	0	0	0	0	0	W	28-27		
12/30	at Titans	S	4	3	1	0.0	0.0	0	0	0	1	16	16	0	2	0	0	0	0	0	0	0	0	0	0	W	33-17		
2018 TOTALS		15-15	76	63	13	1.5	13.0	4	10	2	3	52	32	0	11	1	0	0	0	1	0	1	0	0	0	0	10-6		

+ - Overtime

2019 GAME-BY-GAME REGULAR-SEASON STATISTICS (COLTS)

DATE	OPPONENT	P/S	TACKLES							INTERCEPTIONS				FUMBLES			ST					MISC		W/L	SCORE		
			TK	S	A	SK	YDS	TFL	YDS	QBH	NO	YDS	LG	TD	PD	FF	FR	TD	YDS	TK	S	A	FF			FR	S
09/08	at Chargers	S	4	3	1	0.0	0.0	0	0	0	0	0	0	0	0	0	0	0	0	0	0	0	0	0	0	L	24-30+
09/15	at Titans	S	3	2	1	0.0	0.0	0	0	0	0	0	0	0	0	0	0	0	0	0	0	0	0	0	0	W	19-17
09/22	Falcons	S	7	7	0	0.0	0.0	0	0	0	0	0	0	0	0	0	0	0	0	0	0	0	0	0	0	W	27-24
09/29	Raiders	S	4	3	1	0.0	0.0	0	0	0	0	0	0	0	0	0	0	0	0	0	0	0	0	0	0	L	24-31
10/06	at Chiefs	S	4	3	1	1.0	5.0	1	5	1	0	0	0	0	0	0	0	0	0	0	0	0	0	0	0	W	19-13
10/20	Texans																									W	30-23
10/27	Broncos	S	6	4	2	0.0	0.0	0	0	0	0	0	0	0	0	0	0	0	0	0	0	0	0	0	0	W	15-13
11/03	at Steelers	S	8	7	1	0.0	0.0	0	0	0	1	35	35	0	1	0	0	0	0	0	0	0	0	0	0	L	24-26
11/10	Dolphins	S	5	5	0	0.0	0.0	1	2	0	0	0	0	0	0	0	1	0	0	1	0	0	0	0	0	L	12-16
11/17	Jaguars	S	8	8	0	1.0	9.0	1	9	1	0	0	0	0	0	1	0	0	0	0	0	0	0	0	0	W	33-13
11/21	at Texans	S	8	5	3	0.0	0.0	0	0	1	1	1	1	0	1	0	0	0	0	0	0	0	0	0	0	L	17-20
12/01	Titans	S	4	3	1	0.5	1.0	1	0	1	0	0	0	0	0	0	0	0	0	0	0	0	0	0	0	L	17-31
12/08	at Buccaneers																									L	35-38
12/16	at Saints																									L	7-34
12/22	Panthers																									W	38-6
12/29	at Jaguars																									L	20-38
2019 TOTALS		11-11	61	50	11	2.5	15.0	4	16	4	2	36	35	0	3	0	1	0	1	0	0	0	0	0	0	7-9	

+ - Overtime

2020 GAME-BY-GAME REGULAR-SEASON STATISTICS (COLTS)

DATE	OPPONENT	P/S	TACKLES							INTERCEPTIONS				FUMBLES			ST					MISC		W/L	SCORE		
			TK	S	A	SK	YDS	TFL	YDS	QBH	NO	YDS	LG	TD	PD	FF	FR	TD	YDS	TK	S	A	FF			FR	S
09/13	at Jaguars	P	2	2	0	0.0	0.0	0	0	0	0	0	0	0	0	1	0	0	0	0	0	0	0	0	0	L	20-27
09/20	Vikings	S	5	4	1	0.0	0.0	0	0	0	1	16	16	0	2	0	0	0	0	0	0	0	0	0	0	W	28-11
09/27	Jets	S	2	2	0	1.0	11.0	1	11	1	0	0	0	0	0	0	0	0	0	0	0	0	0	0	0	W	36-7
10/04	at Bears	S	5	5	0	0.0	0.0	0	0	0	0	0	0	0	0	0	0	0	0	0	0	0	0	0	0	W	19-11
10/11	at Browns	S	4	2	2	0.0	0.0	0	0	0	0	0	0	0	0	0	0	0	0	0	0	0	0	0	0	L	23-32
10/18	Bengals	S	8	7	1	0.0	0.0	1	6	0	0	0	0	0	2	0	0	0	0	0	0	0	0	0	0	W	31-27
11/01	at Lions	S	3	3	0	0.0	0.0	0	0	1	1	29	29	1	2	0	0	0	0	0	0	0	0	0	0	W	41-21
11/08	Ravens	S	3	3	0	0.0	0.0	0	0	0	0	0	0	0	0	0	0	0	0	0	0	0	0	0	0	L	10-24
11/12	at Titans	P	0	0	0	0.0	0.0	0	0	0	0	0	0	0	0	0	0	0	0	1	1	0	0	0	0	W	34-17
11/22	Packers	S	10	10	0	0.0	0.0	0	0	0	0	0	0	0	0	0	0	0	0	0	0	0	0	0	0	W	34-31+
11/29	Titans	S	3	3	0	0.0	0.0	0	0	0	0	0	0	0	0	0	0	0	0	0	0	0	0	0	0	L	26-45
12/06	at Texans	S	8	6	2	0.0	0.0	0	0	0	1	0	0	0	3	0	0	0	0	0	0	0	0	0	0	W	26-20
12/13	at Raiders	S	5	5	0	0.0	0.0	0	0	0	1	0	0	0	1	1	0	0	0	0	0	0	0	0	0	W	44-27
12/20	Texans	S	7	6	1	0.0	0.0	1	2	0	0	0	0	0	0	0	0	0	0	0	0	0	0	0	0	W	27-20
12/27	at Steelers	S	6	4	2	0.0	0.0	0	0	0	0	0	0	0	1	0	0	0	0	0	0	0	0	0	0	L	24-28
01/03	Jaguars	S	8	5	3	1.0	0.0	1	1	1	0	0	0	0	1	0	0	0	0	0	0	0	0	0	0	W	28-14
2020 TOTALS		16-14	79	67	12	2.0	11.0	4	20	3	4	45	29T	1	13	1	0	0	0	1	1	0	0	0	0	11-5	

+ - Overtime



@KENNYKENNYMOE3



@KENNYMOORE_II

23

KENNY MOORE II

CORNERBACK



2021 GAME-BY-GAME REGULAR-SEASON STATISTICS (COLTS)

DATE	OPPONENT	P/S	TACKLES							INTERCEPTIONS					FUMBLES			ST					MISC		W/L	SCORE	
			TK	S	A	SK	YDS	TFL	YDS	QBH	NO	YDS	LG	TD	PD	FF	FR	TD	YDS	TK	S	A	FF	FR			S
09/12	Seahawks	S	3	3	0	1.0	1.0	1	1	1	0	0	0	0	0	0	0	0	0	0	0	0	0	0	0	L	16-28
09/19	Rams	S	8	7	1	0.0	0.0	0	0	0	0	0	0	0	0	0	0	0	0	0	0	0	0	0	L	24-27	
09/26	at Titans	S	7	7	0	0.0	0.0	1	1	0	1	32	32	0	2	0	0	0	0	0	0	0	0	0	L	16-25	
10/03	at Dolphins	S	3	1	2	0.0	0.0	0	0	0	0	0	0	0	0	0	0	0	0	0	0	0	0	0	W	27-17	
10/11	at Ravens	S	7	5	2	0.0	0.0	1	1	0	0	0	0	0	0	0	0	0	0	0	0	0	0	0	L	25-31+	
10/17	Texans	S	9	9	0	0.0	0.0	1	4	0	0	0	0	0	0	0	0	0	0	0	0	0	0	0	W	31-3	
10/24	at 49ers	S	7	5	2	0.0	0.0	0	0	0	0	0	0	0	0	0	0	0	0	0	0	0	0	0	W	30-18	
10/31	Titans	S	9	7	2	0.0	0.0	0	0	0	1	32	32	0	2	0	0	0	0	0	0	0	0	0	L	31-34+	
11/04	Jets	S	9	8	1	0.0	0.0	0	0	0	0	0	0	0	0	1	0	0	0	0	0	0	0	0	W	45-30	
11/14	Jaguars	S	5	4	1	0.0	0.0	0	0	0	0	0	0	0	3	0	0	0	0	0	0	0	0	0	W	23-17	
11/21	at Bills	S	3	1	2	0.0	0.0	0	0	0	1	14	14	0	1	0	0	0	0	0	0	0	0	0	W	41-15	
11/28	Buccaneers	S	2	1	1	0.0	0.0	0	0	0	0	0	0	0	0	0	0	0	0	0	0	0	0	0	L	31-38	
12/05	at Texans	S	4	3	1	0.0	0.0	0	0	0	1	0	0	0	2	1	0	0	0	0	0	0	0	0	W	31-0	
12/18	Patriots	S	6	5	1	0.0	0.0	1	3	0	0	0	0	0	2	0	0	0	0	0	0	0	0	0	W	27-17	
12/25	at Cardinals	S	4	3	1	0.0	0.0	0	0	0	0	0	0	0	0	0	0	0	0	0	0	0	0	0	W	22-16	
01/02	Raiders	S	5	4	1	0.0	0.0	0	0	0	0	0	0	0	0	0	0	0	0	0	0	0	0	0	L	20-23	
01/09	at Jaguars	S	10	8	2	0.0	0.0	1	1	0	0	0	0	0	0	0	0	0	0	0	0	0	0	0	L	11-26	
2021 TOTALS		17-17	101	81	20	1.0	1.0	6	11	1	4	78	32	0	13	1	0	0	0	1	1	0	0	0	0	9-8	

+ - Overtime

2022 GAME-BY-GAME REGULAR-SEASON STATISTICS (COLTS)

DATE	OPPONENT	P/S	TACKLES							INTERCEPTIONS					FUMBLES			ST					MISC		W/L	SCORE
			TK	S	A	SK	YDS	TFL	YDS	QBH	NO	YDS	LG	TD	PD	FF	FR	TD	YDS	TK	S	A	FF	FR		
09/11	at Texans	S	7	6	1	0.0	0.0	0	0	0	0	0	0	0	0	0	0	0	0	0	0	0	0	0	T	20-20
09/18	at Jaguars	S	5	4	1	0.0	0.0	0	0	0	0	0	0	0	0	0	0	0	0	0	0	0	0	0	L	0-24
09/25	Chiefs	S	2	2	0	0.0	0.0	0	0	0	0	0	0	0	1	0	0	0	0	0	0	0	0	0	W	20-17
10/02	Titans	S	5	3	2	0.0	0.0	0	0	0	0	0	0	0	0	0	0	0	0	0	0	0	0	0	L	17-24
10/06	at Broncos	S	6	6	0	0.0	0.0	1	2	0	0	0	0	0	1	0	0	0	0	0	0	0	0	0	W	12-9+
10/16	Jaguars	S	2	1	1	0.0	0.0	0	0	0	0	0	0	0	0	0	0	0	0	0	0	0	0	0	W	34-27
10/23	at Titans	S	4	3	1	1.0	7.0	1	7	1	0	0	0	0	0	0	0	0	0	0	0	0	0	0	L	10-19
10/30	Commanders	S	9	6	3	0.0	0.0	1	7	0	0	0	0	0	0	0	0	0	0	0	0	0	0	0	L	16-17
11/06	at Patriots	S	4	2	2	0.0	0.0	0	0	0	0	0	0	0	0	0	0	0	0	0	0	0	0	0	L	3-26
11/13	at Raiders	S	7	6	1	0.0	0.0	1	3	0	0	0	0	0	1	0	0	0	0	0	0	0	0	0	W	25-20
11/20	Eagles	S	4	4	0	0.0	0.0	0	0	0	0	0	0	0	0	0	0	0	0	0	0	0	0	0	L	16-17
11/28	Steelers	S	10	7	3	0.0	0.0	0	0	0	0	0	0	0	1	0	0	0	0	0	0	0	0	0	L	17-24
12/04	at Cowboys																								L	19-54
12/17	at Vikings																								L	36-39+
12/26	Chargers																								L	3-20
01/01	at Giants																								L	10-38
01/08	Texans																								L	31-32
2022 TOTALS		12-12	65	50	15	1.0	7.0	4	19	1	0	0	0	0	4	0	0	0	0	0	0	0	0	0	0	4-12-1

+ - Overtime

2018 GAME-BY-GAME POSTSEASON STATISTICS (COLTS)

DATE	OPPONENT	P/S	TACKLES							INTERCEPTIONS					FUMBLES			ST					MISC		W/L	SCORE	
			TK	S	A	SK	YDS	TFL	YDS	QBH	NO	YDS	LG	TD	PD	FF	FR	TD	YDS	TK	S	A	FF	FR			S
01/05	at Texans	S	6	5	1	1.0	9.0	1	9	2	1	10	10	0	2	0	0	0	0	0	0	0	0	0	0	W	21-7
01/12	at Chiefs	S	13	8	5	2.0	13.0	2	13	2	0	0	0	0	1	0	0	0	0	0	0	0	0	0	L	13-31	
2018 TOTALS		2-2	19	13	6	3.0	22.0	3	22	4	1	10	10	0	3	0	0	0	0	0	0	0	0	0	1-1		

2020 GAME-BY-GAME POSTSEASON STATISTICS (COLTS)

DATE	OPPONENT	P/S	TACKLES							INTERCEPTIONS					FUMBLES			ST					MISC		W/L	SCORE	
			TK	S	A	SK	YDS	TFL	YDS	QBH	NO	YDS	LG	TD	PD	FF	FR	TD	YDS	TK	S	A	FF	FR			S
01/09	at Bills	S	5	4	1	0.0	0.0	0	0	0	0	0	0	0	0	0	0	0	0	0	0	0	0	0	0	L	24-27
2020 TOTALS		1-1	5	4	1	0.0	0.0	0	0	0	0	0	0	0	0	0	0	0	0	0	0	0	0	0	0	0-1	



@KENNYKENNYMOE3



@KENNYMOORE_II

21 ZACK MOSS

RUNNING BACK




ZACK MOSS: ACQUIRED BY THE COLTS
IN A TRADE WITH THE BUFFALO BILLS ON
NOVEMBER 1, 2022.

5-9 • 205 LBS
NFL EXP: 4
(2ND YEAR WITH THE COLTS)
BORN: 12/16/97



COLLEGE:
UTAH

M



4TH-AND-SHORT

- In his first three seasons with the Colts (2022) and Buffalo Bills (2020-22), he appeared in 39 games (three starts) and tallied 301 carries for 1,282 yards and nine touchdowns as well as 48 receptions for 331 yards and two touchdowns.
- He is cousins with former NFL wide receivers Santana Moss and Sinorice Moss.
- Named the 2019 Pac-12 Offensive Player of the Year.

NFL FAMILY PEDIGREE

For the Moss family, the NFL has been a family affair for quite some time. Zach's cousins, Santana and Sinorice, both spent four-plus seasons in the National Football League. Santana spent the 2001-2004 seasons with the New York Jets, where he was drafted 16th overall in 2001, and the 2005-14 seasons with the Washington Commanders. Sinorice was drafted 44th overall to the New York Giants in 2006 and spent the 2006-10 seasons with the team, winning Super Bowl XLII with the club.



@PresMoss2



@famousmoss

21 ZACK MOSS

RUNNING BACK



NFL HIGHLIGHTS

- He has played in 39 games (three starts) in three seasons with the Colts (2022) and Bills (2020-22) and has registered 301 carries for 1,282 yards and nine touchdowns. Moss also has compiled 48 receptions for 331 yards and two touchdowns. He has also appeared in two postseason contests (one start).
- In 2022, he saw action in 13 total games (three starts) and tallied 93 carries for 456 yards and one touchdown as well as 11 receptions for 39 yards. In Week 15 at Minnesota, he paced the team in rushing with 24 carries for 81 yards. He set a single-game career high in carries and tied his single-game career-high in rushing yards. In Week 16 vs. Los Angeles, he made his first career start and led the team in rushing with 12 carries for 65 yards. In Week 17 at New York, he paced the team in rushing with 15 carries for 74 yards.
- He competed in 13 games in 2021 and recorded 96 carries for 345 yards and four touchdowns. He also added single-season career highs in receptions (23) and receiving yards (197) and also tallied one touchdown. He appeared in one postseason game and compiled one carry.
- In 2020, he saw action in 13 games and registered 112 rushes for 481 yards and four touchdowns as well as 14 receptions for 95 yards and one touchdown. In Week 8 vs. New England, he tallied 14 carries for 81 yards and two touchdowns. He became the first Bills rookie running back to record two rushing touchdowns in a single game since Karlos Williams in 2015. He competed in one postseason contest and tallied seven carries for 21 yards as well as four receptions for 26 yards.

COLLEGE HIGHLIGHTS

- Appeared in 45 games (36 starts) at Utah (2016-19) and totaled 712 carries for 4,067 yards and 38 touchdowns as well as 66 receptions for 685 yards and three touchdowns. He became the first player in school history to record three 1,000-yard rushing seasons. He set school records in carries, rushing yards, rushing touchdowns, total touchdowns (41) and 100-yard rushing games (18).
- As a senior, he was named First Team All-Pac-12 and Pac-12 Offensive Player of the Year after he saw action in 13 games (12 starts) and led the team in rushing with 1,416 yards on 235 carries with 15 touchdowns. Also added 28 receptions for 388 yards and two touchdowns.
- In 2018, he earned Second Team All-Pac-12 honors after he started all nine games he saw action in and tallied 179 rushes for 1,096 yards and 11 touchdowns as well as eight receptions for 50 yards and one touchdown.
- As a sophomore, he competed in all 13 games (12 starts) and had team highs in carries (214), rushing yards (1,173) and rushing touchdowns (10). Also contributed 29 receptions for 243 yards.

COLLEGE HIGHLIGHTS CONT...

- In 2016, he saw action in 10 games (three starts) and recorded 84 carries for 382 yards and two touchdowns as well as one reception for four yards.

PERSONAL

- Attended Hallandale (Fla.) High School.
- As a senior, he tallied 145 carries for 1,098 yards and 27 touchdowns as well as 25 receptions for 425 yards and four touchdowns.
- Played the first three seasons of his high school career at Mater Academy Charter.
- He is cousins with former NFL wide receivers Santana Moss and Sinorice Moss.
- Majored in communications.
- A native of Hialeah Gardens, Fla.

ADDITIONAL TRANSACTIONS

- Selected by the Buffalo Bills in the third round (86th overall) in the 2020 NFL Draft.



@PresMoss2



@famousmoss

21

ZACK MOSS

RUNNING BACK



ZACK MOSS' - NFL REGULAR SEASON STATISTICS

DATE	TEAM	RUSHING							RECEIVING				
		GP	GS	NO.	YDS.	AVG.	LG	TD	NO.	YDS.	AVG.	LG	TD
2020	Bills	13	0	112	481	4.3	31	4	14	95	6.8	20	1
2021	Bills	13	0	96	345	3.6	17	4	23	197	8.6	24	1
2022	Bills	5	0	17	91	5.4	43	0	7	27	3.9	8	0
2022	Colts	8	3	76	365	4.8	34	1	4	12	3.0	5	0
2022	TOTAL	13	3	93	456	4.9	43	1	11	39	3.5	8	0
TOTALS		39	3	301	1,282	4.3	43	9	48	331	6.9	24	2

ZACK MOSS' - NFL POSTSEASON STATISTICS

DATE	TEAM	RUSHING							RECEIVING				
		GP	GS	NO.	YDS.	AVG.	LG	TD	NO.	YDS.	AVG.	LG	TD
2020	Bills	1	1	7	21	3.0	8	0	4	26	6.5	10	0
2021	Bills	1	0	1	0	0.0	0	0	0	0	0.0	0	0
TOTALS		2	1	8	21	2.6	8	0	4	26	6.5	10	0

ZACK MOSS' - NFL REGULAR SEASON STATISTICS

DATE	TEAM	KICKOFF RETURNS					PUNT RETURNS					
		RET.	YDS.	AVG.	LG	TD	NO.	FC	YDS.	AVG.	LG	TD
2020	Bills	0	0	0.0	0	0	0	0	0	0.0	0	0
2021	Bills	0	0	0.0	0	0	0	0	0	0.0	0	0
2022	Bills	0	0	0.0	0	0	0	0	0	0.0	0	0
2022	Colts	0	0	0.0	0	0	0	0	0	0.0	0	0
2022	TOTAL	0	0	0.0	0	0	0	0	0	0.0	0	0
TOTALS		0	0	0.0	0	0	0	0	0	0.0	0	0

ZACK MOSS' - NFL POSTSEASON STATISTICS

DATE	TEAM	KICKOFF RETURNS					PUNT RETURNS					
		RET.	YDS.	AVG.	LG	TD	NO.	FC	YDS.	AVG.	LG	TD
2020	Bills	0	0	0.0	0	0	0	0	0	0.0	0	0
2021	Bills	0	0	0.0	0	0	0	0	0	0.0	0	0
TOTALS		0	0	0.0	0	0	0	0	0	0.0	0	0

SINGLE-GAME HIGHS: RUSHING/RECEIVING

Rush Attempts	24 at Minnesota Vikings, Dec 17, 2022 18 vs. Houston Texans, Jan 08, 2023 15 at New York Giants, Jan 01, 2023	Receiving Average	18.3 at Kansas City Chiefs, Oct 10, 2021 10.3 vs. Washington Football Team, Sep 26, 2021 8.3 at New York Jets, Oct 25, 2020
Rushing Yards	114 vs. Houston Texans, Jan 08, 2023 81 at Minnesota Vikings, Dec 17, 2022 ...2 more at 81.	Longest Receptions	24 at Kansas City Chiefs, Oct 10, 2021 20 vs. Seattle Seahawks, Nov 08, 2020 17 vs. Washington Football Team, Sep 26, 2021 ...1 more at 17.
Rushing Average	6.7 at New York Jets, Oct 25, 2020 6.6 vs. Los Angeles Chargers, Nov 29, 2020 6.3 vs. Houston Texans, Jan 08, 2023	Receiving TDs	1 vs. Washington Football Team, Sep 26, 2021 ...1 more at 1.
Longest Runs	43 at Miami Dolphins, Sep 25, 2022 34 vs. Houston Texans, Jan 08, 2023 31 vs. Los Angeles Chargers, Nov 29, 2020	All-Purpose Yards	121 vs. Houston Texans, Jan 08, 2023 92 at Kansas City Chiefs, Oct 10, 2021 91 vs. Washington Football Team, Sep 26, 2021
Rushing TDs	2 at Miami Dolphins, Sep 19, 2021 ...1 more at 2.	Most TDs	2 at Miami Dolphins, Sep 19, 2021 ...1 more at 2.
Receptions	6 at Los Angeles Rams, Sep 08, 2022 ...1 more at 6.	Miscellaneous Tackles	1 at New York Jets, Nov 14, 2021
Receiving Yards	55 at Kansas City Chiefs, Oct 10, 2021 39 vs. Miami Dolphins, Oct 31, 2021 31 vs. Washington Football Team, Sep 26, 2021		



@PresMoss2



@famousmoss

21

ZACK MOSS

RUNNING BACK



SINGLE-GAME HIGHS - POSTSEASON: RUSHING/RECEIVING

Rush Attempts 7 vs. Indianapolis Colts, Jan 09, 2021
1 vs. New England Patriots, Jan 15, 2022

Rushing Yards 21 vs. Indianapolis Colts, Jan 09, 2021

Rushing Average 3.0 vs. Indianapolis Colts, Jan 09, 2021

Longest Runs 8 vs. Indianapolis Colts, Jan 09, 2021
6 vs. Indianapolis Colts, Jan 09, 2021
3 vs. Indianapolis Colts, Jan 09, 2021
...1 more at 3.

Receptions 4 vs. Indianapolis Colts, Jan 09, 2021

Receiving Yards 26 vs. Indianapolis Colts, Jan 09, 2021

Receiving Average 6.5 vs. Indianapolis Colts, Jan 09, 2021

Longest Receptions 10 vs. Indianapolis Colts, Jan 09, 2021
7 vs. Indianapolis Colts, Jan 09, 2021
...1 more at 7.

All-Purpose Yards 47 vs. Indianapolis Colts, Jan 09, 2021

100-YARD RUSHING GAMES (1): REGULAR SEASON

DATE	TEAM	ATT.	YDS.	AVG.	LG	TD
01/08/23	TEXANS	18	114	6.3	34	1

2020 GAME-BY-GAME REGULAR-SEASON STATISTICS (BILLS)

DATE	OPPONENT	P/S	RUSHING					RECEIVING					W/L	SCORE
			NO.	YDS.	AVG.	LG	TD	NO.	YDS.	AVG.	LG	TD		
09/13	Jets	P	9	11	1.2	7	0	3	16	5.3	8	1	W	27-17
09/20	at Dolphins	P	8	37	4.6	14	0	0	0	0.0	0	0	W	31-28
09/27	Rams												W	35-32
10/04	at Raiders												W	30-23
10/13	at Titans												L	16-42
10/19	Chiefs	P	5	10	2.0	4	0	0	0	0.0	0	0	L	17-26
10/25	at Jets	P	7	47	6.7	26	0	3	25	8.3	17	0	W	18-10
11/01	Patriots	P	14	81	5.8	21	2	0	0	0.0	0	0	W	24-21
11/08	Seahawks	P	9	18	2.0	7	1	2	30	15.0	20	0	W	44-34
11/15	at Cardinals	P	7	20	2.9	14	0	1	-3	-3.0	-3	0	L	30-32
11/29	Chargers	P	9	59	6.6	31	0	2	9	4.5	7	0	W	27-17
12/07	at 49ers	P	3	9	3.0	7	0	1	5	5.0	5	0	W	34-24
12/13	Steelers	P	13	43	3.3	13	0	0	0	0.0	0	0	W	26-15
12/19	at Broncos	P	13	81	6.2	26	0	0	0	0.0	0	0	W	48-19
12/28	at Patriots	P	12	57	4.8	12	1	1	0	0.0	0	0	W	38-9
01/03	Dolphins	P	3	8	2.7	4	0	1	13	13.0	13	0	W	56-26
2020 TOTALS	13-0		112	481	4.3	31	4	14	95	6.8	20	1	13-3	

2021 GAME-BY-GAME REGULAR-SEASON STATISTICS (BILLS)

DATE	OPPONENT	P/S	RUSHING					RECEIVING					W/L	SCORE
			NO.	YDS.	AVG.	LG	TD	NO.	YDS.	AVG.	LG	TD		
09/12	Steelers												L	16-23
09/19	at Dolphins	P	8	26	3.3	10	2	2	8	4.0	6	0	W	35-0
09/26	Football Team	P	13	60	4.6	9	0	3	31	10.3	17	1	W	43-21
10/03	Texans	P	14	61	4.4	17	1	0	0	0.0	0	0	W	40-0
10/10	at Chiefs	P	11	37	3.4	8	0	3	55	18.3	24	0	W	38-20
10/18	at Titans	P	8	24	3.0	7	0	2	15	7.5	12	0	L	31-34
10/31	Dolphins	P	8	19	2.4	7	0	6	39	6.5	15	0	W	26-11
11/07	at Jaguars	P	3	6	2.0	7	0	2	18	9.0	13	0	L	6-9
11/14	at Jets	P	7	27	3.9	11	1	0	0	0.0	0	0	W	45-17
11/21	Colts	P	3	5	1.7	3	0	0	0	0.0	0	0	L	15-41
11/25	at Saints												W	31-6
12/06	Patriots	P	8	21	2.6	4	0	2	12	6.0	7	0	L	10-14
12/12	at Buccaneers												L	27-33+
12/19	Panthers												W	31-14
12/26	at Patriots	P	3	12	4.0	6	0	1	13	13.0	13	0	W	33-21
01/02	Falcons	P	5	39	7.8	12	0	0	0	0.0	0	0	W	29-15
01/09	Jets	P	5	8	1.6	5	0	2	6	3.0	3	0	W	27-10
2021 TOTALS	13-0		96	345	3.6	17	4	23	197	8.6	24	1	11-6	

+ - Overtime



@PresMoss2



@famousmoss

21

ZACK MOSS

RUNNING BACK



2022 GAME-BY-GAME REGULAR-SEASON STATISTICS (BILLS/COLTS)

DATE	OPPONENT	P/S	RUSHING					RECEIVING					W/L	SCORE
			NO.	YDS.	AVG.	LG	TD	NO.	YDS.	AVG.	LG	TD		
09/08	at Rams	P	6	15	2.5	8	0	6	21	3.5	8	0	W	31-10
09/19	Titans	P	3	17	5.7	17	0	0	0	0.0	0	0	W	41-7
09/25	at Dolphins	P	4	46	11.5	43	0	1	6	6.0	6	0	L	19-21
10/02	at Ravens	P	3	6	2.0	5	0	0	0	0.0	0	0	W	23-20
10/09	Steelers	P	1	7	7.0	7	0	0	0	0.0	0	0	W	38-3
10/16	at Chiefs												W	24-20
10/30	Packers												W	27-17
11/06	at Patriots												L	3-26
11/13	at Raiders	P	1	4	4.0	4	0	0	0	0.0	0	0	W	25-20
11/20	Eagles	P	2	7	3.5	7	0	0	0	0.0	0	0	L	16-17
11/28	Steelers	P	1	2	2.0	2	0	0	0	0.0	0	0	L	17-24
12/04	at Cowboys	P	3	18	6.0	9	0	0	0	0.0	0	0	L	19-54
12/17	at Vikings	P	24	81	3.4	11	0	0	0	0.0	0	0	L	36-39+
12/26	Chargers	S	12	65	5.4	14	0	1	5	5.0	5	0	L	3-20
01/01	at Giants	S	15	74	4.9	12	0	0	0	0.0	0	0	L	10-38
01/08	Texans	S	18	114	6.3	34	1	3	7	2.3	4	0	L	31-32
2022 TOTALS	13-3		93	456	4.9	43	1	11	39	3.5	8	0	7-9	

+ - Overtime

2020 GAME-BY-GAME POSTSEASON STATISTICS (BILLS)

DATE	OPPONENT	P/S	RUSHING					RECEIVING					W/L	SCORE
			NO.	YDS.	AVG.	LG	TD	NO.	YDS.	AVG.	LG	TD		
01/09	Colts	S	7	21	3.0	8	0	4	26	6.5	10	0	W	27-24
01/16	Ravens												W	17-3
01/24	at Chiefs												L	24-38
2020 TOTALS	1-1		7	21	3.0	8	0	4	26	6.5	10	0	2-1	

2021 GAME-BY-GAME POSTSEASON STATISTICS (BILLS)

DATE	OPPONENT	P/S	RUSHING					RECEIVING					W/L	SCORE
			NO.	YDS.	AVG.	LG	TD	NO.	YDS.	AVG.	LG	TD		
01/15	Patriots	P	1	0	0.0	0	0	0	0	0.0	0	0	W	47-17
01/23	at Chiefs												L	36-42+
2021 TOTALS	1-0		1	0	0.0	0	0	0	0	0.0	0	0	1-1	

+ - Overtime



@PresMoss2



@famousmoss

97 AL-QUADIN MUHAMMAD

DEFENSIVE END

(al-KWUH-deen)



AL-QUADIN MUHAMMAD:
SIGNED BY THE COLTS AS A FREE AGENT ON
JULY 25, 2023.

6-4 • 250 LBS
NFL EXP: 7
(5TH YEAR WITH THE COLTS)
BORN: 3/28/95



COLLEGE:
MIAMI (FL)



4TH-AND-SHORT

- In his first six seasons, he totaled 156 tackles (102 solo), 23.0 tackles for loss, 12.0 sacks, one pass defended, four forced fumbles and one fumble recovery in 84 games (33 starts).
- In Week 9 of 2020 vs. BAL, he registered four solo tackles, 2.0 tackles for loss and 1.0 sack.
- Participated in the Colts Team Smile event and the D-Line Christmas in 2019.

DOWN THE STRETCH

Pregame ritual: I pray about three times. I usually pray when I get to the locker room, one with the team and one when I get on the field.

Bucket list: I want to take my whole entire family outside of the country.

Pet peeve: Crying

Nickname: Quan

Hidden talents: Basketball

Hobbies off the field: Spending time with my son

Time you overcame adversity: I transferred to a new school and everything was crazy. The conditioning and the workouts were unbelievable. I wanted to transfer. I wanted to quit. I fought through it and it made me the person I am today.

Favorite movie: "Paid in Full"

Favorite artist: Jay-Z

One place you want to travel: Mecca

Strangest thing you have eaten: Raw sushi

97 AL-QUADIN MUHAMMAD

DEFENSIVE END

(al-KWUH-deen)



DON BOSCO PREP

Being from New Jersey, Muhammad decided to transfer to Don Bosco Prep in Ramsey, N.J. Don Bosco Prep is known for their athletics and have helped many other former and current NFL players make it to an elite level. Some of the other alumni include safety Jabrill Peppers, former Packers and Washington running back Ryan Grant and former Giants and Vikings defensive end Justin Trattou.

NFL HIGHLIGHTS

- Has appeared in 84 games (33 starts) with the Bears (2022), Colts (2018-21) and Saints (2017) and has totaled 156 tackles (102 solo), 23.0 tackles for loss, 12.0 sacks, one pass defended, four forced fumbles and one fumble recovery. Has competed in three postseason games (two starts) and tallied six tackles (five solo), 2.0 tackles for loss and 1.0 sack.
- Saw action in 16 games (nine starts) in 2022 and recorded 29 tackles (15 solo), 1.0 tackle for loss, 1.0 sack and one forced fumble.
- Started all 17 games in 2021 and tallied 48 tackles (32 solo), 7.0 tackles for loss, 6.0 sacks and one forced fumble. In Week 2 vs. the Los Angeles Rams, he recorded two solo tackles, 1.0 tackle for loss and 1.0 sack. In Week 3 vs. Tennessee, he registered a single-game career-high seven tackles (five solo) and 1.0 tackle for loss. In Week 7 at San Francisco, he registered one solo tackle, 1.0 sack and one forced fumble. In Week 13 at Houston, he tallied three solo tackles, 2.0 tackles for loss and 2.0 sacks. He tied his single-game career highs in tackles for loss and sacks.
- In 2020, he appeared in all 16 games and recorded 23 tackles (19 solo), 2.0 tackles for loss, 2.0 sacks and one forced fumble. In Week 5 at Cleveland, he tallied three tackles (two solo), 1.0 sack and one forced fumble. In Week 9 vs. Baltimore, he tallied four solo tackles, 2.0 tackles for loss and 1.0 sack. His 2.0 tackles for loss tied his career-high. Competed in one postseason contest and registered one solo tackle and 1.0 tackle for loss.
- Played in all 16 games (three starts) in 2019 and totaled 27 tackles (20 solo), 8.0 tackles for loss, 3.0 sacks and one forced fumble. In Week 2 at Tennessee, he finished with four solo tackles, 1.0 tackle for loss and his first career forced fumble. In Week 16 vs. Carolina, he had three solo tackles, 2.0 tackles for loss and a career-high 2.0 sacks.
- In 2018, he played in 15 games (four starts) and had 28 tackles (16 solo), 5.0 tackles for loss, one pass defended and one fumble recovery. Started two postseason games and had five tackles (four solo), 1.0 tackle for loss and 1.0 sack. Also spent one week on the Colts practice squad.
- Appeared in four games during his rookie season with the Saints and finished with one tackle.

COLLEGE HIGHLIGHTS

- Played in 25 games (seven starts) in two seasons at Miami (FL) and totaled 62 tackles (41 solo), 10.5 tackles for loss, 7.0 sacks, one forced fumble and one pass defended.
- Did not play football in 2016.
- In 2015, he appeared in 12 games (seven starts) and accumulated 54 tackles (34 solo), 8.5 tackles for loss, 5.0 sacks, one forced fumble and one pass defended. He led the team in tackles for loss and sacks.
- Did not play football in 2014.
- In 2013, he played in 13 games and had eight tackles (seven solo), 2.0 tackles for loss and 2.0 sacks.

PERSONAL

- Attended Don Bosco Prep in Ramsey, N.J. and was the third-ranked defensive end in the country by *Rivals.com*.
- Played in the U.S. Army All-American game in 2013.
- As a senior, he helped lead the team to the state semifinals with more than 10.0 sacks.
- Earned all-state first-team honors as a senior.
- Participated in the NFL's My Cause My Cleats initiative and represented Black Lives Matter (2020), the Boys & Girls Club of New Jersey (2019) and the National Breast Cancer Foundation (2018).
- In 2020, he volunteered at two Colts' mobile pantry distributions as part of the No One Runs on Empty program.
- Participated in the Colts Team Smile event and the D-Line Christmas in 2019.
- A native of Irvington, N.J.

ADDITIONAL TRANSACTIONS

- Signed by Indianapolis as a free agent on July 25, 2023.
- Released by the Chicago Bears on February 21, 2023
- Signed by the Bears as an unrestricted free agent on March 18, 2022.
- Re-signed with the Colts on April 1, 2021.
- Signed to the Indianapolis active roster from the practice squad on October 13, 2018.
- Signed to the Colts practice squad on October 8, 2018.
- Waived by Indianapolis on October 4, 2018.
- Claimed by the Colts off waivers from New Orleans on September 2, 2018.
- Waived by the Saints on September 1, 2018.
- Selected by New Orleans in the sixth round (196th overall) of the 2017 NFL Draft.



@QUA_NITO



@QUA_NITO

97

AL-QUADIN MUHAMMAD

DEFENSIVE END

(al-KWUH-deen)



AL-QUADIN MUHAMMAD'S - NFL REGULAR SEASON STATISTICS

DATE	TEAM	GP	GS	TK	S	A	TACKLES				INTERCEPTIONS					FUMBLES				ST				MISC										
							TFL	YDS	SK	YDS	QBH	NO	YDS	LG	TD	PD	FF	FR	TD	YDS	TK	S	A	FF	FR	S	A							
2017	Saints	4	0	1	0	1	0	0	0.0	0.0	0	0	0	0	0	0	0	0	0	0	0	0	0	0	0	0	0	0	0	0	0	0	0	0
2018	Colts	15	4	28	16	12	5	10	0.0	0.0	2	0	0	0	0	1	0	1	0	0	0	0	0	0	0	0	0	0	0	0	0	0	0	
2019	Colts	16	3	27	20	7	8	44	3.0	24.0	9	0	0	0	0	1	0	0	0	1	0	0	0	1	1	0	0	0	0	0	0	0	0	
2020	Colts	16	0	23	19	4	2	15	2.0	17.0	6	0	0	0	0	1	0	0	0	1	0	0	0	0	0	0	0	0	0	0	0	0	0	
2021	Colts	17	17	48	32	16	7	43	6.0	51.0	13	0	0	0	0	1	0	0	0	0	0	0	0	0	0	0	0	0	0	0	0	0	0	
2022	Bears	16	9	29	15	14	1	0	1.0	0.0	3	0	0	0	0	1	0	0	0	1	0	0	0	0	0	0	0	0	0	0	0	0	0	
TOTALS		84	33	156	102	54	23	112	12.0	92.0	33	0	0	0	0	1	4	1	0	0	1	0	0	1	1	0	0	0	0	0	0	0	0	

AL-QUADIN MUHAMMAD'S - NFL POSTSEASON STATISTICS

DATE	TEAM	GP	GS	TK	S	A	TACKLES				INTERCEPTIONS					FUMBLES				ST				MISC									
							TFL	YDS	SK	YDS	QBH	NO	YDS	LG	TD	PD	FF	FR	TD	YDS	TK	S	A	FF	FR	S	A						
2017	Saints	0	0	0	0	0	0	0.0	0.0	0	0	0	0	0	0	0	0	0	0	0	0	0	0	0	0	0	0	0	0	0	0	0	0
2018	Colts	2	2	5	4	1	1	9	1.0	9.0	1	0	0	0	0	0	0	0	0	0	0	0	0	0	0	0	0	0	0	0	0	0	0
2020	Colts	1	0	1	1	0	1	5	0.0	0.0	1	0	0	0	0	0	0	0	0	0	0	0	0	0	0	0	0	0	0	0	0	0	0
TOTALS		3	2	6	5	1	2	14	1.0	9.0	2	0	0	0	0	0	0	0	0	0	0	0	0	0	0	0	0	0	0	0	0	0	0

SINGLE-GAME HIGHS: DEFENSIVE

- Total Tackles** 7 at Baltimore Ravens, Oct 11, 2021
...1 more at 7.
- Solo Tackles** 5 at Baltimore Ravens, Oct 11, 2021
...1 more at 5.
- Sacks** 2.0 at Houston Texans, Dec 05, 2021
...1 more at 2.0.
- Passes Defensed** 1 vs. Jacksonville Jaguars, Nov 11, 2018
- Forced Fumbles** 1 vs. Houston Texans, Sep 25, 2022
...3 more at 1.
- Fumble Recoveries** 1 at New York Jets, Oct 14, 2018
- Tackles For Loss** 2 at Houston Texans, Dec 05, 2021
...2 more at 2.
- Special Teams Tackles** 1 at Pittsburgh Steelers, Nov 03, 2019

SINGLE-GAME HIGHS - POSTSEASON: DEFENSIVE

- Total Tackles** 3 at Kansas City Chiefs, Jan 12, 2019
2 at Houston Texans, Jan 05, 2019
1 at Buffalo Bills, Jan 09, 2021
- Solo Tackles** 2 at Kansas City Chiefs, Jan 12, 2019
...1 more at 2.
- Sacks** 1.0 at Houston Texans, Jan 05, 2019
- Tackles For Loss** 1 at Buffalo Bills, Jan 09, 2021
...1 more at 1.

2017 GAME-BY-GAME REGULAR-SEASON STATISTICS (SAINTS)

DATE	OPPONENT	P/S	TACKLES							INTERCEPTIONS					FUMBLES				ST				MISC		W/L	SCORE		
			TK	S	A	SK	YDS	TFL	YDS	QBH	NO	YDS	LG	TD	PD	FF	FR	TD	YDS	TK	S	A	FF	FR			S	A
09/11	at Vikings	P	0	0	0	0.0	0.0	0	0	0	0	0	0	0	0	0	0	0	0	0	0	0	0	0	0	0	L	19-29
09/17	Patriots																									L	20-36	
09/24	at Panthers																									W	34-13	
10/01	at Dolphins																									W	20-0	
10/15	Lions																									W	52-38	
10/22	at Packers	P	0	0	0	0.0	0.0	0	0	0	0	0	0	0	0	0	0	0	0	0	0	0	0	0	0	W	26-17	
10/29	Bears																									W	20-12	
11/05	Buccaneers																									W	30-10	
11/12	at Bills																									W	47-10	
11/19	Redskins																									W	34-31+	
11/26	at Rams																									L	20-26	
12/03	Panthers																									W	31-21	
12/07	at Falcons																									L	17-20	
12/17	Jets	P	1	0	1	0.0	0.0	0	0	0	0	0	0	0	0	0	0	0	0	0	0	0	0	0	0	W	31-19	
12/24	Falcons																									W	23-13	
12/31	at Buccaneers	P	0	0	0	0.0	0.0	0	0	0	0	0	0	0	0	0	0	0	0	0	0	0	0	0	0	L	24-31	
2017 TOTALS		4-0	1	0	1	0.0	0.0	0	0	0	0	0	0	0	0	0	0	0	0	0	0	0	0	0	0	11-5		

+ - Overtime



@QUA_NITO



@QUA_NITO



2018 GAME-BY-GAME REGULAR-SEASON STATISTICS (COLTS)

DATE	OPPONENT	P/S	TACKLES							INTERCEPTIONS					FUMBLES			ST					MISC		W/L	SCORE		
			TK	S	A	SK	YDS	TFL	YDS	QBH	NO	YDS	LG	TD	PD	FF	FR	TD	YDS	TK	S	A	FF	FR			S	A
09/09	Bengals	P	1	1	0	0.0	0.0	1	0	0	0	0	0	0	0	0	0	0	0	0	0	0	0	0	0	0	L	23-34
09/16	at Redskins	S	3	1	2	0.0	0.0	0	0	0	0	0	0	0	0	0	0	0	0	0	0	0	0	0	0	W	21-9	
09/23	at Eagles	S	2	2	0	0.0	0.0	0	0	0	1	0	0	0	0	0	0	0	0	0	0	0	0	0	0	L	16-20	
09/30	Texans	P	2	2	0	0.0	0.0	0	0	0	0	0	0	0	0	0	0	0	0	0	0	0	0	0	0	L	34-37+	
10/04	at Patriots		NOT ON ROSTER																									
10/14	at Jets	P	2	1	1	0.0	0.0	1	2	0	0	0	0	0	0	0	1	0	0	0	0	0	0	0	0	L	24-38	
10/21	Bills	P	1	1	0	0.0	0.0	0	0	0	0	0	0	0	0	0	0	0	0	0	0	0	0	0	0	W	34-42	
10/28	at Raiders	P	0	0	0	0.0	0.0	0	0	0	0	0	0	0	0	0	0	0	0	0	0	0	0	0	0	W	37-5	
11/11	Jaguars	P	2	2	0	0.0	0.0	1	4	0	0	0	0	0	1	0	0	0	0	0	0	0	0	0	0	W	42-28	
11/18	Titans	P	5	0	5	0.0	0.0	0	0	0	0	0	0	0	0	0	0	0	0	0	0	0	0	0	0	W	29-26	
11/25	Dolphins	P	1	1	0	0.0	0.0	0	0	0	0	0	0	0	0	0	0	0	0	0	0	0	0	0	0	W	38-10	
12/02	at Jaguars	P	2	2	0	0.0	0.0	0	0	0	0	0	0	0	0	0	0	0	0	0	0	0	0	0	0	L	27-24	
12/09	at Texans	S	1	1	0	0.0	0.0	1	4	1	0	0	0	0	0	0	0	0	0	0	0	0	0	0	0	W	0-6	
12/16	Cowboys	S	0	0	0	0.0	0.0	0	0	0	0	0	0	0	0	0	0	0	0	0	0	0	0	0	0	W	24-21	
12/23	Giants	P	3	1	2	0.0	0.0	1	0	0	0	0	0	0	0	0	0	0	0	0	0	0	0	0	0	W	23-0	
12/30	at Titans	P	3	1	2	0.0	0.0	0	0	0	0	0	0	0	0	0	0	0	0	0	0	0	0	0	0	W	28-27	
2018 TOTALS		15-4	28	16	12	0.0	0.0	5	10	2	0	0	0	0	1	0	1	0	0	0	0	0	0	0	0	10-6		

+ - Overtime

2019 GAME-BY-GAME REGULAR-SEASON STATISTICS (COLTS)

DATE	OPPONENT	P/S	TACKLES							INTERCEPTIONS					FUMBLES			ST					MISC		W/L	SCORE		
			TK	S	A	SK	YDS	TFL	YDS	QBH	NO	YDS	LG	TD	PD	FF	FR	TD	YDS	TK	S	A	FF	FR			S	A
09/08	at Chargers	S	2	2	0	1.0	7.0	1	7	2	0	0	0	0	0	0	0	0	0	0	0	0	0	0	0	0	L	24-30+
09/15	at Titans	P	4	4	0	0.0	0.0	1	13	0	0	0	0	0	1	0	0	0	0	0	0	0	0	0	0	W	19-17	
09/22	Falcons	S	1	1	0	0.0	0.0	1	5	1	0	0	0	0	0	0	0	0	0	0	0	0	0	0	0	W	27-24	
09/29	Raiders	S	1	1	0	0.0	0.0	1	2	0	0	0	0	0	0	0	0	0	0	0	0	0	0	0	0	L	24-31	
10/06	at Chiefs	P	0	0	0	0.0	0.0	0	0	0	0	0	0	0	0	0	0	0	0	0	0	0	0	0	0	W	19-13	
10/20	Texans	P	1	1	0	0.0	0.0	0	0	0	0	0	0	0	0	0	0	0	0	0	0	0	0	0	0	W	30-23	
10/27	Broncos	P	3	3	0	0.0	0.0	1	0	0	0	0	0	0	0	0	0	0	0	0	0	0	0	0	0	W	15-13	
11/03	at Steelers	P	1	0	1	0.0	0.0	0	0	0	0	0	0	0	0	0	0	0	1	1	0	0	0	0	0	L	24-26	
11/10	Dolphins	P	1	1	0	0.0	0.0	0	0	1	0	0	0	0	0	0	0	0	0	0	0	0	0	0	0	L	12-16	
11/17	Jaguars	P	2	1	1	0.0	0.0	0	0	1	0	0	0	0	0	0	0	0	0	0	0	0	0	0	0	W	33-13	
11/21	at Texans	P	2	1	1	0.0	0.0	1	0	0	0	0	0	0	0	0	0	0	0	0	0	0	0	0	0	L	17-20	
12/01	Titans	P	3	1	2	0.0	0.0	0	0	0	0	0	0	0	0	0	0	0	0	0	0	0	0	0	0	L	17-31	
12/08	at Buccaneers	P	0	0	0	0.0	0.0	0	0	2	0	0	0	0	0	0	0	0	0	0	0	0	0	0	0	L	35-38	
12/16	at Saints	P	1	0	1	0.0	0.0	0	0	0	0	0	0	0	0	0	0	0	0	0	0	0	0	0	0	L	7-34	
12/22	Panthers	P	3	3	0	2.0	17.0	2	17	2	0	0	0	0	0	0	0	0	0	0	0	0	0	0	0	W	38-6	
12/29	at Jaguars	P	2	1	1	0.0	0.0	0	0	0	0	0	0	0	0	0	0	0	0	0	0	0	0	0	0	L	20-38	
2019 TOTALS		16-3	27	20	7	3.0	24.0	8	44	9	0	0	0	0	0	1	0	0	0	0	0	1	1	0	0	7-9		

+ - Overtime

2020 GAME-BY-GAME REGULAR-SEASON STATISTICS (COLTS)

DATE	OPPONENT	P/S	TACKLES							INTERCEPTIONS					FUMBLES			ST					MISC		W/L	SCORE	
			TK	S	A	SK	YDS	TFL	YDS	QBH	NO	YDS	LG	TD	PD	FF	FR	TD	YDS	TK	S	A	FF	FR			S
09/13	at Jaguars	P	0	0	0	0.0	0.0	0	0	0	0	0	0	0	0	0	0	0	0	0	0	0	0	0	0	L	20-27
09/20	Vikings	P	0	0	0	0.0	0.0	0	0	1	0	0	0	0	0	0	0	0	0	0	0	0	0	0	0	W	28-11
09/27	Jets	P	0	0	0	0.0	0.0	0	0	2	0	0	0	0	0	0	0	0	0	0	0	0	0	0	0	W	36-7
10/04	at Bears	P	1	1	0	0.0	0.0	0	0	0	0	0	0	0	0	0	0	0	0	0	0	0	0	0	0	W	19-11
10/11	at Browns	P	3	2	1	1.0	4.0	0	0	1	0	0	0	0	0	1	0	0	0	0	0	0	0	0	0	L	23-32
10/18	Bengals	P	1	1	0	0.0	0.0	0	0	0	0	0	0	0	0	0	0	0	0	0	0	0	0	0	0	W	31-27
11/01	at Lions	P	2	1	1	0.0	0.0	0	0	0	0	0	0	0	0	0	0	0	0	0	0	0	0	0	0	W	41-21
11/08	Ravens	P	4	4	0	1.0	13.0	2	15	1	0	0	0	0	0	0	0	0	0	0	0	0	0	0	0	L	10-24
11/12	at Titans	P	0	0	0	0.0	0.0	0	0	0	0	0	0	0	0	0	0	0	0	0	0	0	0	0	0	W	34-17
11/22	Packers	P	1	1	0	0.0	0.0	0	0	0	0	0	0	0	0	0	0	0	0	0	0	0	0	0	0	W	34-31+
11/29	Titans	P	5	3	2	0.0	0.0	0	0	0	0	0	0	0	0	0	0	0	0	0	0	0	0	0	0	L	26-45
12/06	at Texans	P	1	1	0	0.0	0.0	0	0	0	0	0	0	0	0	0	0	0	0	0	0	0	0	0	0	W	26-20
12/13	at Raiders	P	1	1	0	0.0	0.0	0	0	0	0	0	0	0	0	0	0	0	0	0	0	0	0	0	0	W	44-27
12/20	Texans	P	2	2	0	0.0	0.0	0	0	1	0	0	0	0	0	0	0	0	0	0	0	0	0	0	0	W	27-20
12/27	at Steelers	P	0	0	0	0.0	0.0	0	0	0	0	0	0	0	0	0	0	0	0	0	0	0	0	0	0	L	24-28
01/03	Jaguars	P	2	2	0	0.0	0.0	0	0	0	0	0	0	0	0	0	0	0	0	0	0	0	0	0	0	W	28-14
2020 TOTALS		16-0	23	19	4	2.0	17.0																				



2021 GAME-BY-GAME REGULAR-SEASON STATISTICS (COLTS)

DATE	OPPONENT	P/S	TACKLES							INTERCEPTIONS				FUMBLES			ST				MISC		W/L	SCORE			
			TK	S	A	SK	YDS	TFL	YDS	QBH	NO	YDS	LG	TD	PD	FF	FR	TD	YDS	TK	S	A			FF	FR	S
09/12	Seahawks	S	3	2	1	0.5	2.5	0	0	1	0	0	0	0	0	0	0	0	0	0	0	0	0	0	0	L	16-28
09/19	Rams	S	2	2	0	1.0	8.0	1	8	1	0	0	0	0	0	0	0	0	0	0	0	0	0	0	0	L	24-27
09/26	at Titans	S	7	5	2	0.0	0.0	1	1	0	0	0	0	0	0	0	0	0	0	0	0	0	0	0	0	L	16-25
10/03	at Dolphins	S	1	0	1	0.0	0.0	0	0	0	0	0	0	0	0	0	0	0	0	0	0	0	0	0	0	W	27-17
10/11	at Ravens	S	7	5	2	0.5	2.5	1	3	2	0	0	0	0	0	0	0	0	0	0	0	0	0	0	0	L	25-31+
10/17	Texans	S	4	2	2	0.0	0.0	0	0	0	0	0	0	0	0	0	0	0	0	0	0	0	0	0	0	W	31-3
10/24	at 49ers	S	1	1	0	1.0	8.0	0	0	2	0	0	0	0	0	1	0	0	0	0	0	0	0	0	0	W	30-18
10/31	Titans	S	3	3	0	0.0	0.0	1	1	0	0	0	0	0	0	0	0	0	0	0	0	0	0	0	0	L	31-34+
11/04	Jets	S	2	0	2	0.0	0.0	0	0	0	0	0	0	0	0	0	0	0	0	0	0	0	0	0	0	W	45-30
11/14	Jaguars	S	1	0	1	0.0	0.0	0	0	1	0	0	0	0	0	0	0	0	0	0	0	0	0	0	0	W	23-17
11/21	at Bills	S	0	0	0	0.0	0.0	0	0	2	0	0	0	0	0	0	0	0	0	0	0	0	0	0	0	W	41-15
11/28	Buccaneers	S	3	3	0	0.0	0.0	0	0	0	0	0	0	0	0	0	0	0	0	0	0	0	0	0	0	L	31-38
12/05	at Texans	S	3	3	0	2.0	24.0	2	24	3	0	0	0	0	0	0	0	0	0	0	0	0	0	0	0	W	31-0
12/18	Patriots	S	0	0	0	0.0	0.0	0	0	0	0	0	0	0	0	0	0	0	0	0	0	0	0	0	0	W	27-17
12/25	at Cardinals	S	3	2	1	0.0	0.0	0	0	0	0	0	0	0	0	0	0	0	0	0	0	0	0	0	0	W	22-16
01/02	Raiders	S	4	2	2	0.0	0.0	0	0	0	0	0	0	0	0	0	0	0	0	0	0	0	0	0	0	L	20-23
01/09	at Jaguars	S	4	2	2	1.0	6.0	1	6	1	0	0	0	0	0	0	0	0	0	0	0	0	0	0	0	L	11-26
2021 TOTALS		17-17	48	32	16	6.0	51.0	7	43	13	0	0	0	0	0	1	0	0	0	0	0	0	0	0	0	9-8	

+ - Overtime

2022 GAME-BY-GAME REGULAR-SEASON STATISTICS (BEARS)

DATE	OPPONENT	P/S	TACKLES							INTERCEPTIONS				FUMBLES			ST				MISC		W/L	SCORE			
			TK	S	A	SK	YDS	TFL	YDS	QBH	NO	YDS	LG	TD	PD	FF	FR	TD	YDS	TK	S	A			FF	FR	S
09/11	49ers	S	1	1	0	0.0	0.0	0	0	0	0	0	0	0	0	0	0	0	0	0	0	0	0	0	0	W	19-10
09/18	at Packers	S	3	3	0	0.0	0.0	0	0	0	0	0	0	0	0	0	0	0	0	0	0	0	0	0	0	L	10-27
09/25	Texans	S	4	0	4	0.0	0.0	0	0	0	0	0	0	0	1	0	0	0	0	0	0	0	0	0	0	W	23-20
10/02	at Giants	S	5	0	5	0.0	0.0	0	0	0	0	0	0	0	0	0	0	0	0	0	0	0	0	0	0	L	12-20
10/09	at Vikings	S	3	1	2	0.0	0.0	0	0	0	0	0	0	0	0	0	0	0	0	0	0	0	0	0	0	L	22-29
10/13	Commanders	S	2	2	0	1.0	0.0	0	0	1	0	0	0	0	0	0	0	0	0	0	0	0	0	0	0	L	7-12
10/24	at Patriots	S	0	0	0	0.0	0.0	0	0	1	0	0	0	0	0	0	0	0	0	0	0	0	0	0	0	W	33-14
10/30	at Cowboys	S	0	0	0	0.0	0.0	0	0	0	0	0	0	0	0	0	0	0	0	0	0	0	0	0	0	L	29-49
11/06	Dolphins	S	1	1	0	0.0	0.0	0	0	0	0	0	0	0	0	0	0	0	0	0	0	0	0	0	0	L	32-35
11/13	Lions										ON INACTIVE LIST														L	30-31	
11/20	at Falcons	P	1	0	1	0.0	0.0	0	0	0	0	0	0	0	0	0	0	0	0	0	0	0	0	0	0	L	24-27
11/27	at Jets	P	0	0	0	0.0	0.0	0	0	0	0	0	0	0	0	0	0	0	0	0	0	0	0	0	0	L	10-31
12/04	Packers	P	3	3	0	0.0	0.0	0	0	0	0	0	0	0	0	0	0	0	0	0	0	0	0	0	0	L	19-28
12/18	Eagles	P	1	1	0	0.0	0.0	0	0	0	0	0	0	0	0	0	0	0	0	0	0	0	0	0	0	L	20-25
12/24	Bills	P	1	1	0	0.0	0.0	0	0	0	0	0	0	0	0	0	0	0	0	0	0	0	0	0	0	L	13-35
01/01	at Lions	P	2	2	0	0.0	0.0	1	0	0	0	0	0	0	0	0	0	0	0	0	0	0	0	0	0	L	10-41
01/08	Vikings	P	2	0	2	0.0	0.0	0	0	1	0	0	0	0	0	0	0	0	0	0	0	0	0	0	0	L	13-29
2022 TOTALS		16-9	29	15	14	1.0	0.0	1	0	3	0	0	0	0	0	1	0	0	0	0	0	0	0	0	0	3-14	

2017 GAME-BY-GAME POSTSEASON STATISTICS (SAINTS)

DATE	OPPONENT	P/S	TACKLES							INTERCEPTIONS				FUMBLES			ST				MISC		W/L	SCORE		
			TK	S	A	SK	YDS	TFL	YDS	QBH	NO	YDS	LG	TD	PD	FF	FR	TD	YDS	TK	S	A			FF	FR
01/07	Panthers										INACTIVE														W	31-26
01/14	at Vikings										INACTIVE														L	24-29
2017 TOTALS			0	0	0	0.0	0.0	0	0	0	0	0	0	0	0	0	0	0	0	0	0	0	0	0	0	1-1

2018 GAME-BY-GAME POSTSEASON STATISTICS (COLTS)

DATE	OPPONENT	P/S	TACKLES							INTERCEPTIONS				FUMBLES			ST				MISC		W/L	SCORE			
			TK	S	A	SK	YDS	TFL	YDS	QBH	NO	YDS	LG	TD	PD	FF	FR	TD	YDS	TK	S	A			FF	FR	S
01/05	at Texans	S	2	2	0	1.0	9.0	1	9	1	0	0	0	0	0	0	0	0	0	0	0	0	0	0	0	W	21-7
01/12	at Chiefs	S	3	2	1	0.0	0.0	0	0	0	0	0	0	0	0	0	0	0	0	0	0	0	0	0	0	L	13-31
2018 TOTALS		2-2	5	4	1	1.0	9.0	1	9	1	0	0	0	0	0	0	0	0	0	0	0	0	0	0	0	1-1	



97

AL-QUADIN MUHAMMAD

DEFENSIVE END

(al-KWUH-deen)



2020 GAME-BY-GAME POSTSEASON STATISTICS (COLTS)

DATE	OPPONENT	P/S	TACKLES							INTERCEPTIONS					FUMBLES				ST				MISC		SCORE			
			TK	S	A	SK	YDS	TFL	YDS	QBH	NO	YDS	LG	TD	PD	FF	FR	TD	YDS	TK	S	A	FF	FR		S	A	W/L
01/09	at Bills	P	1	1	0	0.0	0.0	1	5	1	0	0	0	0	0	0	0	0	0	0	0	0	0	0	0	0	L	24-27
2020 TOTALS		1-0	1	1	0	0.0	0.0	1	5	1	0	0	0	0	0	0	0	0	0	0	0	0	0	0	0	0-1		



@QUA_NITO



@QUA_NITO

71

JORDAN MURRAY

TACKLE



JORDAN MURRAY: ORIGINALLY SIGNED BY THE COLTS TO A RESERVE/FUTURE CONTRACT ON JANUARY 20, 2022.

6-9 • 346 LBS

NFL EXP: 1

(2ND SEASON WITH THE COLTS)

BORN: 5/17/97



**COLLEGE:
NORTH TEXAS**

MURRAY



4TH-AND-SHORT

- Spent the entire 2022 season on the Colts practice squad.
- In 2021, he started nine regular season games and two postseason contests at both tackle positions with the Hamilton Tiger-Cats.
- Won a championship in The Spring League with the Generals in 2020.

DOWN THE STRETCH

What's on your bucket list: To swim with dolphins.

Do you have any pets: An English Mastiff named Titus and a Doodle named Dax.

What is your nickname: JP

Do you have a pregame ritual: I write "mom" on my face with face paint.

What is the best advice you've been given: Be on time and treat others with respect.

Who is your mentor: David Thornton and Tony Brown

Who is your favorite artist: Juice Wrld, Yeat, Lil Yachty, Young Thug

What is your favorite food: Sushi or steak.

What is your favorite vacation spot: Tulum

What are your pet peeves: Passengers leaving trash in my truck

Do you have any hidden talents: I used to play the bassoon

Who was your favorite athlete growing up: LeBron James

What are your hobbies off the field: Video games



NFL/PROFESSIONAL HIGHLIGHTS

- Spent the entire 2022 season on the Colts practice squad.
- In 2021, he started nine regular season games and two postseason contests at both tackle positions with the Hamilton Tiger-Cats.
- Won a championship in The Spring League with the Generals in 2020.

COLLEGE HIGHLIGHTS

- Appeared in 44 games (34 starts) at North Texas (2015-18) at right tackle, left tackle and left guard.
- In 2018, he saw action in 12 games (nine starts) at left tackle and left guard.
- As a junior, he earned Conference USA All-Conference honorable mention recognition after he started all 14 games of the season at left tackle. He helped North Texas score the most points in single-season history (497).
- In 2016, he played in 12 games (10 starts) at both tackle and guard and garnered Conference USA All-Conference honorable mention honors.
- As a freshman, he saw action in six games (one start) at right tackle.

PERSONAL

- Attended Coppell (Texas) High School.
- Rated the No. 124 offensive guard in the nation by *247Sports*.
- Named first team district honors his senior season.
- A native of Coppell, Texas.

ADDITIONAL TRANSACTIONS

- Signed by Indianapolis to a reserve/future contract on January 9, 2023.
- Signed to the Colts practice squad on August 31, 2022.
- Waived by Indianapolis on August 30, 2022.
- Signed by the Colts to a reserve/future contract on January 20, 2022.

JORDAN MURRAY'S - NFL REGULAR SEASON STATISTICS

DATE	TEAM	GP	GS
2022	Colts	0	0
TOTALS		0	0

2022 GAME-BY-GAME REGULAR-SEASON STATISTICS (COLTS)

DATE	OPPONENT	P/S		W/L/T	SCORE
09/11	at Texans		PRACTICE SQUAD	T	20-20
09/18	at Jaguars		PRACTICE SQUAD	L	0-24
09/25	Chiefs		PRACTICE SQUAD	W	20-17
10/02	Titans		PRACTICE SQUAD	L	17-24
10/06	at Broncos		PRACTICE SQUAD	W	12-9+
10/16	Jaguars		PRACTICE SQUAD	W	34-27
10/23	at Titans		PRACTICE SQUAD	L	10-19
10/30	Commanders		PRACTICE SQUAD	L	16-17
11/06	at Patriots		PRACTICE SQUAD	L	3-26
11/13	at Raiders		PRACTICE SQUAD	W	25-20
11/20	Eagles		PRACTICE SQUAD	L	16-17
11/28	Steelers		PRACTICE SQUAD	L	17-24
12/04	at Cowboys		PRACTICE SQUAD	L	19-54
12/17	at Vikings		PRACTICE SQUAD	L	36-39+
12/26	Chargers		PRACTICE SQUAD	L	3-20
01/01	at Giants		PRACTICE SQUAD	L	10-38
01/08	Texans		PRACTICE SQUAD	L	31-32
2022 TOTALS		0-0		4-12-1	

+ - Overtime

56 QUENTON NELSON

GUARD



AP 2ND TEAM '21	AP 1ST TEAM '18	AP 1ST TEAM '19	AP 1ST TEAM '20	PRO BOWL '18	PRO BOWL '19	PRO BOWL '20	PRO BOWL '21	PRO BOWL '22
-----------------------	-----------------------	-----------------------	-----------------------	-----------------	-----------------	-----------------	-----------------	-----------------

QUENTON NELSON: SELECTED BY THE COLTS IN THE FIRST ROUND (SIXTH OVERALL) OF THE 2018 NFL DRAFT.

6-5 • 330 LBS
NFL EXP: 6
(6TH YEAR WITH THE COLTS)
BORN: 3/19/96



ND COLLEGE:
NOTRE DAME

4TH-AND-SHORT

- 4x All-Pro selection (2018-20, First Team; 2021, Second Team). First player in franchise history to earn First Team All-Pro honors in his first three seasons, and only the fifth NFL player since the 1970 merger.
- 5x Pro Bowl selection. He is the first player in franchise history to earn Pro Bowl honors in his first five seasons.
- In his first five seasons, he started all 78 games he's appeared in.
- Has volunteered at the Colts Youth Football Camp, Uniform Blitz, annual Playground Build, a visit to Simon Cancer Center and Caroling at Riley Hospital for Children.

DOWN THE STRETCH

Favorite football memory: Playing in the LSU game. That was our last game at Notre Dame and we capped it off by winning. It was a great game.

Who is someone you look up to: My father and my brother.

What did you want to be growing up: I think I wanted to be a basketball player at first. Then, as I got older, I realized football was my true calling.

What is a superpower you'd like to have: Laser vision

Favorite TV show: "Game of Thrones"

Hobbies outside of football: Fishing

Pregame ritual: I usually just go out on the field and stretch, warmup and walk through some plays. I walk through my footwork and do some pass sets. Then I am game ready.

Bucket list: I want to go see Europe.

Mentors: My position coach at Notre Dame, Coach Hiestand, Nick Martin and Ronnie Stanley. They were all big mentors and teachers for me that taught me a lot.

When did you face adversity: I would say my freshman year in college dealing with the academics at Notre Dame and with going to another level of football. It was a hard transition, but one that was awesome for me.

56 QUENTON NELSON

GUARD



3X FIRST TEAM ALL-PRO

Nelson was named Associated Press First Team All-Pro for the third consecutive season in 2020. Nelson became the first player in franchise history to be selected Associated Press First Team All-Pro in his first three seasons. He also became the first offensive lineman and the fifth player since the 1970 NFL/AFL merger to be named Associated Press First Team All-Pro in his first three seasons, joining Barry Sanders, Keith Jackson, Lawrence Taylor and Earl Campbell. Nelson is the first Colts player to earn Associated Press First Team All-Pro honors in three consecutive seasons since Peyton Manning (2003-05). He has the most total All-Pro selections and the most First Team All-Pro selections by a guard in franchise history.



FIRST TIME SINCE 1965

Nelson and teammate Shaquille Leonard were both named AP First Team All-Pro in 2018. Nelson and Leonard joined Pro Football Hall of Famers Dick Butkus and Gale Sayers (Chicago, 1965) as the second pair of rookie teammates to be selected First Team All-Pro since the Associated Press started selecting All-Pro teams in 1940. Nelson started all 16 games at left guard and played all 1,136 of the Colts' offensive snaps in 2018. He was part of an offensive line that allowed the fewest sacks in the NFL (18.0) and had the lowest sacks allowed per pass attempt rate (2.7 percent). Nelson assisted with an offense that ranked in the top-10 in points per games (27.1, fifth), yards per game (386.2, seventh) and passing yards per game (278.8, sixth). From Weeks 5-12, quarterback Andrew Luck attempted 239 passes without being sacked, which was the third-longest streak in NFL history. Nelson also helped pave the way for running back Marlon Mack to register four 100-yard rushing games in 2018.



ROOKIE OF THE MONTH

In 2018, Nelson was named NFL Offensive Rookie of the Month for the month of October. He became the first guard in NFL history and the seventh offensive lineman overall to win Rookie of the Month honors. In Weeks 5-8, Indianapolis scored 30 or more points in three straight games for the first time since 2010. Nelson provided protection for Andrew Luck, who was sacked only one time in October. In Weeks 7 and 8, the Colts rushed for over 200 yards in two straight games for the first time in the same season since 1985.



BORN FOR THE BIG STAGE

Nelson has always been big. He was born at 10 pounds and 10 ounces and continued growing from there. He was so big that when he played Pop Warner football, he played with kids two years older than him and was forced to lose 20 pounds before each season. Nelson was referenced by his Notre Dame teammates as a refrigerator.



NFL HIGHLIGHTS

- Has started all 78 games he has played in during his five seasons with the Colts. Has started three postseason contests.
- Was named to the Pro Bowl after he started all 17 games in 2022 and helped Jonathan Taylor rush for 161 yards in Week 1 at Houston. In Week 6 vs. Jacksonville, he was part of an offensive line that did not allow a sack in 58 pass attempts, which marked the most pass attempts in franchise history without allowing a sack. In Week 10 at Las Vegas, he was part of an offensive line that paved the way for the Colts to rush for 207 yards.
- In 2021, he was named a Second Team Associated Press All-Pro and to his fourth consecutive Pro Bowl after he started 13 games and helped Jonathan Taylor rush for 100 yards in seven games. He helped block for Taylor, who led the NFL in rushing yards and rushing touchdowns
- Earned Associated Press First Team All-Pro and PFWA All-NFL Team honors after he started all 16 games in 2020 and helped the offensive line allow zero sacks in four different games. He was selected to his third consecutive Pro Bowl. In Week 6 vs. Cincinnati, he



@BIGQ56



@QUENTON_NELSON

56 QUENTON NELSON

GUARD



NFL HIGHLIGHTS CONT...

- helped block for Philip Rivers, who threw for a season-best 371 yards. In Week 14 at Las Vegas, he helped the offense allow zero sacks and the offense rush for 212 yards. In Week 17 vs. Jacksonville, he helped pave the way for Jonathan Taylor who rushed for a franchise-record 253 yards. Started one postseason game and helped the offensive line allow no sacks.
- Started all 16 games at left guard in 2019 and helped Marlon Mack become the first Colts 1,000-yard single-season rusher since 2016. In Week 1, he helped Mack rush for a career-high 174 yards. In Week 11 vs. Jacksonville, he helped the Colts rush for 264 yards, which was the most for the Colts since 11/21/04 against Chicago (275).
- In 2019, was named First Team All-Pro by both the Associated Press and *Sporting News* for the second consecutive season. Nelson became the first player in franchise history to be selected Associated Press First Team All-Pro in his first two seasons. He also became the first offensive lineman and the seventh player since the 1970 NFL/AFL merger to be named Associated Press First Team All-Pro in his first two seasons, joining Devin Hester, Barry Sanders, Keith Jackson, Eric Dickerson, Lawrence Taylor and Earl Campbell.
- He was also selected to the Pro Bowl for the second consecutive season. Nelson became just the fifth player in team history to earn Pro Bowl honors in his first two seasons, joining Andrew Luck, Edgerrin James, Marshall Faulk and Alan Ameche. He also became the first offensive lineman in the NFL to do it in his first two seasons since Zack Martin and was the first Colts player to be selected to back-to-back Pro Bowls since T.Y. Hilton following the 2016 and 2017 seasons.
- Named to the 2019 PFWA All-NFL and All-AFC teams.
- Started all 16 games in 2018 at left guard. Was part of an offensive line that ranked first in the NFL for the fewest sacks allowed. He was one of five rookies to start Week 1 vs. Cincinnati for the Colts. Also helped protect Andrew Luck during a 464-yard, four touchdown performance in Week 4 vs. Houston. In Weeks 7 and 8, he started both games and helped the Colts rush for over 200 yards in back-to-back games, which was the first time in the same season since 1985. Was part of an offensive line that didn't allow a sack in five straight games, which tied the New York Giants (2010) and Tennessee Titans (2008) for the third-longest streak since 1982. He was named to his first Pro Bowl and was the first rookie Colts offensive lineman to make the Pro Bowl since 1983 when Chris Hinton did it. Started two postseason games and helped the Colts rush for a postseason franchise-record 200 yards during the AFC Wild Card weekend.
- Nelson was named AP First-Team All-Pro. Nelson and Darius Leonard joined Alan Ameche (1955), Milt Davis (1957) and Edgerrin James (1999) as the only Colts rookies to be selected AP First Team All-Pro. Leonard and Nelson became the first rookie tandem to be named AP First Team All-Pro since Dick Butkus and Gale Sayers (Chicago) did it in 1965.

NFL HIGHLIGHTS CONT...

- Nelson was named to the *Sporting News* All-Pro Team as well as the PFWA All-NFL, All-AFC and All-Rookie Teams.

COLLEGE HIGHLIGHTS

- Started 36-of-37 career games at Notre Dame at left guard.
- As a senior in 2017, named a unanimous All-America selection.
- Earned Second Team All-America honors from The Associated Press and *Sports Illustrated* in 2016.
- Surrendered just 3.0 sacks, none in the last two years, and four quarterback hits, two in the last two years, in 2,474 career snaps.
- As a team captain in 2017, started all 13 games at left guard and helped win the program's first Citrus Bowl appearance by defeating LSU, 21-17.
- Became the 34th unanimous All-American in Notre Dame history, the first Irish offensive lineman to earn such an honor since tackle Aaron Taylor in 1993 and Notre Dame's sixth-ever unanimous All-American offensive lineman.
- Named First Team All-America by the Football Writers Association of America, *The Sporting News*, The Walter Camp Football Foundation, The Associated Press and the American Football Coaches Association (AFCA).
- Was one of three finalists for the Outland Trophy, an award given to the nation's top interior lineman.
- Named Notre Dame's 2017 Monogram Club Most Valuable Player after spearheading an offensive line that won the Joe Moore Award as college football's most outstanding offensive line.
- Surrendered zero sacks, one quarterback hit and three quarterback hurries in 883 offensive snaps.
- Started all 12 games at left guard in 2016 and was named Notre Dame Offensive Lineman of the Year.
- Was part of an offensive line that paved the way for 417.6 total yards per game.
- Started 11-of-12 games at left guard in 2015 on an offensive line which was a finalist for the inaugural Joe Moore Award.
- Assisted the Irish to a 10-3 record and an appearance in the Fiesta Bowl vs. Ohio State.
- Part of an offensive line that helped the Irish average 5.63 rushing yards per carry (eighth-best in the FBS) – a modern (post WWII) school record.
- The Irish ranked 27th nationally in total offense, averaging 466.4 yards per game, its third-best mark since setting a school record in 1970 by averaging 510.5 yards per game.
- Spent his 2014 freshman season on the scout team and did not see the field.



@BIGQ56



@QUENTON_NELSON

56 QUENTON NELSON

GUARD



PERSONAL

- Attended Red Bank Catholic (N.J.) High School and garnered Second Team All-America honors from *USA Today* and *MaxPreps* in 2013. Also named an Honorable Mention All-America selection by *Parade Prep*.
- Named to *USA Today* American Family Insurance All-USA New Jersey team for 2013.
- Selected to MSG Varsity all-New Jersey squad.
- Played in the U.S. Army All-American Bowl in San Antonio.
- In 2013, his team finished 9-1 and averaged 279.0 rushing yards and 43.5 points per game.
- Registered 61 tackles and 3.0 sacks on defense.
- Named to *MaxPreps* Junior All-America 2012 second team.
- Helped Red Bank earn a New Jersey state title in 2012 after registering 42 tackles and 7.0 sacks en route to earning second-team all-state honors from the *Newark Star-Ledger*.
- Also assisted with an offense that averaged 38 points and 341.0 yards per game on offense in 2012.
- Participated in the NFL's My Cause My Cleats initiative and represented the American Cancer Society (2022), The V Foundation (2021) and The Andrew Weishar Foundation (2018-19).
- In 2020, he participated in many Colts community initiatives, including three mobile pantry distributions and attending a Marion County Juvenile Detention Center activation event.
- Volunteered at numerous community events with the Colts in 2019, including the Colts Youth Football Camp, Uniform Blitz, annual Playground Build, Team Smile, a visit to Simon Cancer Center and Caroling at Riley Hospital for Children.
- A native of Red Bank, N.J.

QUENTON NELSON'S - NFL REGULAR SEASON STATISTICS

DATE	TEAM	GP	GS
2018	Colts	16	16
2019	Colts	16	16
2020	Colts	16	16
2021	Colts	13	13
2022	Colts	17	17
TOTALS		78	78

QUENTON NELSON'S - NFL POSTSEASON STATISTICS

DATE	TEAM	GP	GS
2018	Colts	2	2
2020	Colts	1	1
TOTALS		3	3



@BIGQ56



@QUENTON_NELSON

56

QUENTON NELSON

GUARD

AP AP AP AP
2ND TEAM 1ST TEAM 1ST TEAM 1ST TEAM
 '21 '18 '19 '20 '18 '19 '20 '21 '22
PROBABLE PROBABLE PROBABLE PROBABLE PROBABLE



2021 GAME-BY-GAME REGULAR-SEASON STATISTICS (COLTS)

DATE	OPPONENT	P/S		W/L	SCORE
09/12	Seahawks	S		L	16-28
09/19	Rams	S		L	24-27
09/26	at Titans	S		L	16-25
10/03	at Dolphins		INJURED RESERVE	W	27-17
10/11	at Ravens		INJURED RESERVE	L	25-31+
10/17	Texans		INJURED RESERVE	W	31-3
10/24	at 49ers	S		W	30-18
10/31	Titans	S		L	31-34+
11/04	Jets	S		W	45-30
11/14	Jaguars	S		W	23-17
11/21	at Bills	S		W	41-15
11/28	Buccaneers	S		L	31-38
12/05	at Texans	S		W	31-0
12/18	Patriots	S		W	27-17
12/25	at Cardinals		RESERVE/COVID-19	W	22-16
01/02	Raiders	S		L	20-23
01/09	at Jaguars	S		L	11-26
2021 TOTALS		13-13		9-8	

+ - Overtime

2022 GAME-BY-GAME REGULAR-SEASON STATISTICS (COLTS)

DATE	OPPONENT	P/S		W/L/T	SCORE
09/11	at Texans	S		T	20-20
09/18	at Jaguars	S		L	0-24
09/25	Chiefs	S		W	20-17
10/02	Titans	S		L	17-24
10/06	at Broncos	S		W	12-9+
10/16	Jaguars	S		W	34-27
10/23	at Titans	S		L	10-19
10/30	Commanders	S		L	16-17
11/06	at Patriots	S		L	3-26
11/13	at Raiders	S		W	25-20
11/20	Eagles	S		L	16-17
11/28	Steelers	S		L	17-24
12/04	at Cowboys	S		L	19-54
12/17	at Vikings	S		L	36-39+
12/26	Chargers	S		L	3-20
01/01	at Giants	S		L	10-38
01/08	Texans	S		L	31-32
2022 TOTALS		17-17		4-12-1	

+ - Overtime

2018 GAME-BY-GAME POSTSEASON STATISTICS (COLTS)

DATE	OPPONENT	P/S		W/L	SCORE
01/05	at Texans	S		W	21-7
01/12	at Chiefs	S		L	13-31
2018 TOTALS		2-2		1-1	

2020 GAME-BY-GAME POSTSEASON STATISTICS (COLTS)

DATE	OPPONENT	P/S		W/L	SCORE
01/09	at Bills	S		L	24-27
2020 TOTALS		1-1		0-1	



@BIGQ56



@QUENTON_NELSON

61 CARTER O'DONNELL

GUARD/TACKLE



CARTER O'DONNELL: ORIGINALLY SIGNED BY THE COLTS AS AN UNDRAFTED FREE AGENT ON APRIL 29, 2020.

6-5 • 305 LBS
NFL EXP: 2
(4TH YEAR WITH THE COLTS)
BORN: 12/23/98



COLLEGE:
ALBERTA

4TH-AND-SHORT

- In his first three seasons, he spent time on the Colts' active roster and practice squad.
- Earned First Team All-Canadian honors in 2019 and Second Team All-Canadian honors in 2018.
- Ranked the No. 3 prospect going into the 2020 CFL Draft.

DOWN THE STRETCH

What is on your bucket list: I want to hunt a big moose.

What is the best advice you've been given: Be patient and persistent

Who is your mentor: Chris Morris

What is your favorite food: BBQ ribs

Who is your favorite artist: Kenny Chesney

What is your favorite vacation spot: Fish camp

What is your favorite TV show: "The Office"

What is your favorite movie: "John Wick"

What are your pet peeves: People not saying bless you when they sneeze

What is one thing you can't live without: Ketchup

What are your hobbies off the field: I love to hunt and fish.



@carter_od

61 CARTER O'DONNELL

GUARD/TACKLE



NFL HIGHLIGHTS

- In his first three seasons, he has not seen game action.
- Spent the entire season on the Injured Reserve list in 2022.
- In 2021, he was signed to the active roster from the practice squad in Week 16 at Arizona but did not see game action.
- Spent the 2020 season on the Colts practice squad.

COLLEGE HIGHLIGHTS

- Played four seasons at the University of Alberta in Canada and earned First Team All-Canadian honors in 2019 and Second Team All-Canadian honors in 2018.
- He was a Canada West All-Star in 2018 and 2019.
- In 2019, he helped the Alberta offense average 399 yards of total offense and 5.2 yards per rush.
- He was one of two U Sports players invited to the East-West Shrine Bowl.

PERSONAL

- Attended Lindsay Thurber Comprehensive High School in Red Deer, Alberta.
- Heading into the 2020 CFL Draft, he was ranked the No. 3 prospect in Canada.
- He also played baseball and was a championship wrestler in high school.
- Was an education student with a major in chemistry and minor in physics.
- In 2020, he volunteered at three Colts' mobile pantry distributions as well as at the Colts' Election Day initiative, which included passing out masks, stickers and shirts.
- Participated in the NFL's My Cause My Cleats initiative and represented the REDress Project (2021-22).
- A native of Red Deer, Alberta.

ADDITIONAL TRANSACTIONS

- Re-signed by Indianapolis on March 15, 2023.
- Signed by the Colts to a reserve/future contract on January 10, 2022.
- Signed to the Indianapolis practice squad on December 27, 2021.
- Signed to the Colts active roster from the practice squad on December 25, 2021.
- Signed to the Indianapolis practice squad on September 1, 2021.
- Waived by the Colts on August 31, 2021.
- Signed by Indianapolis to a reserve/future contract on January 10, 2021.
- Signed to the Colts practice squad on September 6, 2020.
- Waived by Indianapolis on September 5, 2020.
- Signed by the Colts as an undrafted free agent on April 29, 2020.

CARTER O'DONNELL'S - NFL REGULAR SEASON STATISTICS

DATE	TEAM	GP	GS
2020	Colts	0	0
2021	Colts	0	0
2022	Colts	0	0
TOTALS		0	0

CARTER O'DONNELL'S - NFL POSTSEASON STATISTICS

DATE	TEAM	GP	GS
2020	Colts	0	0
TOTALS		0	0

61**CARTER O'DONNELL****GUARD/TACKLE****2020 GAME-BY-GAME REGULAR-SEASON STATISTICS (COLTS)**

DATE	OPPONENT	P/S		W/L	SCORE
09/13	at Jaguars		PRACTICE SQUAD	L	20-27
09/20	Vikings		PRACTICE SQUAD	W	28-11
09/27	Jets		PRACTICE SQUAD	W	36-7
10/04	at Bears		PRACTICE SQUAD	W	19-11
10/11	at Browns		PRACTICE SQUAD	L	23-32
10/18	Bengals		PRACTICE SQUAD	W	31-27
11/01	at Lions		PRACTICE SQUAD	W	41-21
11/08	Ravens		PRACTICE SQUAD	L	10-24
11/12	at Titans		PRACTICE SQUAD	W	34-17
11/22	Packers		PRACTICE SQUAD	W	34-31+
11/29	Titans		PRACTICE SQUAD	L	26-45
12/06	at Texans		PRACTICE SQUAD	W	26-20
12/13	at Raiders		PRACTICE SQUAD	W	44-27
12/20	Texans		PRACTICE SQUAD	W	27-20
12/27	at Steelers		PRACTICE SQUAD	L	24-28
01/03	Jaguars		PRACTICE SQUAD	W	28-14
2020 TOTALS		0-0		11-5	

+ - Overtime

2021 GAME-BY-GAME REGULAR-SEASON STATISTICS (COLTS)

DATE	OPPONENT	P/S		W/L	SCORE
09/12	Seahawks		PRACTICE SQUAD	L	16-28
09/19	Rams		PRACTICE SQUAD	L	24-27
09/26	at Titans		PRACTICE SQUAD	L	16-25
10/03	at Dolphins		PRACTICE SQUAD	W	27-17
10/11	at Ravens		PRACTICE SQUAD	L	25-31+
10/17	Texans		PRACTICE SQUAD	W	31-3
10/24	at 49ers		PRACTICE SQUAD	W	30-18
10/31	Titans		PRACTICE SQUAD	L	31-34+
11/04	Jets		PRACTICE SQUAD	W	45-30
11/14	Jaguars		PRACTICE SQUAD	W	23-17
11/21	at Bills		PRACTICE SQUAD	W	41-15
11/28	Buccaneers		PRACTICE SQUAD	L	31-38
12/05	at Texans		PRACTICE SQUAD	W	31-0
12/18	Patriots		PRACTICE SQUAD	W	27-17
12/25	at Cardinals		DID NOT PLAY (NON-INJURY)	W	22-16
01/02	Raiders		PRACTICE SQUAD	L	20-23
01/09	at Jaguars		PRACTICE SQUAD	L	11-26
2021 TOTALS		0-0		9-8	

+ - Overtime

2022 GAME-BY-GAME REGULAR-SEASON STATISTICS (COLTS)

DATE	OPPONENT	P/S		W/L/T	SCORE
09/11	at Texans		INJURED RESERVE	T	20-20
09/18	at Jaguars		INJURED RESERVE	L	0-24
09/25	Chiefs		INJURED RESERVE	W	20-17
10/02	Titans		INJURED RESERVE	L	17-24
10/06	at Broncos		INJURED RESERVE	W	12-9+
10/16	Jaguars		INJURED RESERVE	W	34-27
10/23	at Titans		INJURED RESERVE	L	10-19
10/30	Commanders		INJURED RESERVE	L	16-17
11/06	at Patriots		INJURED RESERVE	L	3-26
11/13	at Raiders		INJURED RESERVE	W	25-20
11/20	Eagles		INJURED RESERVE	L	16-17
11/28	Steelers		INJURED RESERVE	L	17-24
12/04	at Cowboys		INJURED RESERVE	L	19-54
12/17	at Vikings		INJURED RESERVE	L	36-39+
12/26	Chargers		INJURED RESERVE	L	3-20
01/01	at Giants		INJURED RESERVE	L	10-38
01/08	Texans		INJURED RESERVE	L	31-32
2022 TOTALS		0-0		4-12-1	

+ - Overtime

**@carter_od**

61

CARTER O'DONNELL

GUARD/TACKLE



2020 GAME-BY-GAME POSTSEASON STATISTICS (COLTS)

DATE	OPPONENT	P/S	W/L	SCORE
01/09	at Bills		L	24-27
2020 TOTALS		0-0	0-1	

54 DAYO ODEYINGBO

DEFENSIVE END

(DIE-oh oh-DANG-boh)



DAYO ODEYINGBO: SELECTED BY THE COLTS IN THE SECOND ROUND (54TH OVERALL) OF THE 2021 NFL DRAFT.

6-6 • 286 LBS

NFL EXP: 3

(3RD YEAR WITH THE COLTS)

BORN: 9/24/99



COLLEGE:
VANDERBILT

4TH-AND-SHORT

- In his first two seasons, he registered 37 tackles (23 solo), 5.0 tackles for loss, 5.5 sacks and one forced fumble in 27 games (four starts).
- His 31.0 tackles for loss rank fifth in Vanderbilt history.
- Was a senior team captain and earned Second Team All-SEC accolades.
- Full name is Temidayo Jordan Odeyingbo.
- His older brother, Dare, also played football at Vanderbilt and spent time with the Bengals and Buccaneers as a rookie in 2019.

BROTHERS, THEN TEAMMATES

Dayo's older brother, Dare, was a mentor for Dayo growing up. They attended different high schools in Irving, Texas with Dare attending Cistercian Prep and Dayo attending Carrollton Ranchview, so they never competed on the same football team. Dare went on to play at Vanderbilt in 2015 seeing action in eight games as a true freshman. When Dayo was deciding where he wanted to play collegiately in 2016, his brother didn't want to persuade him one way or another. Dayo still ended up choosing Vanderbilt and the brothers became teammates for the first time in their careers. They starred together on the defensive line, and they both earned opportunities in the NFL.



@dodeyingbo



@dodeyingbo

54 DAYO ODEYINGBO

DEFENSIVE END

(DIE-oh oh-DANG-boh)



FAMILY. FOOTBALL. FOOD.

Growing up, Odeyingbo and his brother were only allowed to watch certain channels on TV during the week – Food Network, Animal Planet and Discovery Channel. Odeyingbo enjoyed the Food Network, and naturally as a competitor, loved the shows with food competitions. He enjoyed cooking as a child, often assisting his mom in the kitchen at home. While at Vanderbilt, Odeyingbo decided to move off campus just so he was able to have a kitchen to cook in and would cook for his teammates from time to time.

NFL HIGHLIGHTS

- Has appeared in 27 games (four starts) in two seasons with the Colts (2021-22) and has tallied 37 tackles (23 solo), 5.0 tackles for loss, 5.5 sacks and one forced fumble.
- In 2022, he competed in all 17 games (four starts) and recorded 31 tackles (18 solo), 5.0 tackles for loss and 5.5 sacks. In Week 4 vs. Tennessee, he tallied two tackles (one solo), 1.0 tackle for loss and his first full sack. In Week 11 vs. Philadelphia, he made his first career start. In Week 15 at Minnesota, he registered five tackles (four solo), 1.0 tackle for loss and a single-game career-high 2.0 sacks.
- Appeared in 10 games in 2021 and tallied six tackles (five solo), half a sack and one forced fumble. In Week 10 vs. Jacksonville, he recorded one tackle and his first-career sack-fumble to help seal the win.

COLLEGE HIGHLIGHTS

- Appeared in 44 games (29 starts) at Vanderbilt (2017-20) and recorded 125 tackles (62 solo), 31.0 tackles for loss, 12.0 sacks, three passes defended, one interception, one forced fumble and two fumble recoveries. His 31.0 tackles for loss rank fifth in Vanderbilt history.
- As a senior team captain, he garnered Second Team All-SEC honors after he started all eight games he appeared in and accumulated 32 tackles (15 solo), a team-high 8.0 tackles for loss and a team-high 5.5 sacks.
- In 2019, he appeared in 12 games (11 starts) and registered 45 tackles (20 solo), a team-high 12.0 tackles for loss and 1.5 sacks. Tallied at least four tackles in six of his last eight games. Against East Tennessee State, he recorded seven tackles (three solo), 3.5 tackles for loss and 1.5 sacks.
- As a sophomore, he saw action in 12 games (10 starts) and accumulated 28 tackles (17 solo), 6.5 tackles for loss, 2.5 sacks, two passes defended, one forced fumble and two fumble recoveries (one returned for a touchdown). Ranked second in tackles for loss among Commodores. Had a team-high two fumble recoveries and returned one for a touchdown. Against Mississippi, he recorded four solo tackles, 2.0 tackles for loss, 2.0 sacks and one pass defended.

PERSONAL

- In 2017, he competed in 12 games and tallied 20 tackles (10 solo), 4.5 tackles for loss, 2.5 sacks, one pass defended and one interception. He was one of six Vanderbilt true freshmen to see game action. Recorded multiple tackles in eight games. Against Alabama A&M, he recorded two tackles, half a tackle for loss and his first-career interception.

PERSONAL

- Attended Carrollton Ranchview High School in Irving, Texas and was rated a four-star prospect by ESPN and *Scout*.
- As a senior, he totaled 47 tackles, 20.0 tackles for loss, 7.0 sacks and three forced fumbles.
- Earned all-area honors in 2015 and 2016.
- Lettered in track as well in hurdles and shot put.
- His parents are natives of Nigeria.
- His older brother, Dare, also played football at Vanderbilt (2015-18) and spent time with the Bengals and Buccaneers as a rookie in 2019.
- Participated in the NFL's My Cause My Cleats initiative and represented Turner's Heroes (2021).
- Majored in medicine, health and society.
- Full name is Temidayo Jordan Odeyingbo.
- First name is pronounced DIE-oh.
- Last name is pronounced oh-DANG-boh.
- Grew up in Irving, Texas.



@dodeyingbo



@dodeyingbo

54 DAYO ODEYINGBO

DEFENSIVE END

(DIE-oh oh-DANG-boh)



DAYO ODEYINGBO'S - NFL REGULAR SEASON STATISTICS

DATE	TEAM	GP	GS	TK	S	A	TACKLES					INTERCEPTIONS					FUMBLES				ST			MISC										
							TFL	YDS	SK	YDS	QBH	NO	YDS	LG	TD	PD	FF	FR	TD	YDS	TK	S	A	FF	FR	S	A							
2021	Colts	10	0	6	5	1	0	0	0.5	0.0	1	0	0	0	0	0	0	0	0	0	0	0	0	0	0	0	0	0	0	0	0	0	0	0
2022	Colts	17	4	31	18	13	5	41	5.0	36.5	11	0	0	0	0	0	0	0	0	0	0	0	0	0	0	0	0	0	0	0	0	0	0	
TOTALS		27	4	37	23	14	5	41	5.5	36.5	12	0	0	0	0	0	0	0	0	0	0	0	0	0	0	0	0	0	0	0	0	0		

SINGLE-GAME HIGHS: DEFENSIVE

- Total Tackles** 5 at Minnesota Vikings, Dec 17, 2022
4 vs. Pittsburgh Steelers, Nov 28, 2022
...1 more at 4.
- Solo Tackles** 4 at Minnesota Vikings, Dec 17, 2022
2 vs. Houston Texans, Jan 08, 2023
...5 more at 2.
- Sacks** 2.0 at Minnesota Vikings, Dec 17, 2022
1.5 vs. Los Angeles Chargers, Dec 26, 2022
1.0 vs. Tennessee Titans, Oct 02, 2022
- Forced Fumbles** 1 vs. Jacksonville Jaguars, Nov 14, 2021
- Tackles For Loss** 1 at Minnesota Vikings, Dec 17, 2022
...2 more at 1.

2021 GAME-BY-GAME REGULAR-SEASON STATISTICS (COLTS)

DATE	OPPONENT	P/S	TACKLES					INTERCEPTIONS					FUMBLES				ST			MISC			W/L	SCORE									
			TK	S	A	SK	YDS	TFL	YDS	QBH	NO	YDS	LG	TD	PD	FF	FR	TD	YDS	TK	S	A			FF	FR	S	A					
09/12	Seahawks																															L	16-28
09/19	Rams																														L	24-27	
09/26	at Titans																														L	16-25	
10/03	at Dolphins																														W	27-17	
10/11	at Ravens																														L	25-31+	
10/17	Texans																														W	31-3	
10/24	at 49ers																														W	30-18	
10/31	Titans	P	0	0	0	0.0	0.0	0	0	0	0	0	0	0	0	0	0	0	0	0	0	0	0	0	0	0	0	0	0	0	L	31-34+	
11/04	Jets	P	1	1	0	0.0	0.0	0	0	0	0	0	0	0	0	0	0	0	0	0	0	0	0	0	0	0	0	0	0	0	W	45-30	
11/14	Jaguars	P	1	0	1	0.5	0.0	0	0	0	0	0	0	0	0	0	1	0	0	0	0	0	0	0	0	0	0	0	0	0	W	23-17	
11/21	at Bills	P	2	2	0	0.0	0.0	0	0	0	0	0	0	0	0	0	0	0	0	0	0	0	0	0	0	0	0	0	0	0	W	41-15	
11/28	Buccaneers	P	0	0	0	0.0	0.0	0	0	0	0	0	0	0	0	0	0	0	0	0	0	0	0	0	0	0	0	0	0	0	L	31-38	
12/05	at Texans	P	0	0	0	0.0	0.0	0	0	0	0	0	0	0	0	0	0	0	0	0	0	0	0	0	0	0	0	0	0	0	W	31-0	
12/18	Patriots	P	0	0	0	0.0	0.0	0	0	0	0	0	0	0	0	0	0	0	0	0	0	0	0	0	0	0	0	0	0	0	W	27-17	
12/25	at Cardinals	P	1	1	0	0.0	0.0	0	0	0	0	0	0	0	0	0	0	0	0	0	0	0	0	0	0	0	0	0	0	0	W	22-16	
01/02	Raiders	P	1	1	0	0.0	0.0	0	0	0	0	0	0	0	0	0	0	0	0	0	0	0	0	0	0	0	0	0	0	0	L	20-23	
01/09	at Jaguars	P	0	0	0	0.0	0.0	0	0	0	1	0	0	0	0	0	0	0	0	0	0	0	0	0	0	0	0	0	0	0	L	11-26	
2021 TOTALS		10-0	6	5	1	0.5	0.0	0	0	0	1	0	0	0	0	0	1	0	0	0	0	0	0	0	0	0	0	0	0	0	9-8		

+ - Overtime

2022 GAME-BY-GAME REGULAR-SEASON STATISTICS (COLTS)

DATE	OPPONENT	P/S	TACKLES					INTERCEPTIONS					FUMBLES				ST			MISC			W/L	SCORE							
			TK	S	A	SK	YDS	TFL	YDS	QBH	NO	YDS	LG	TD	PD	FF	FR	TD	YDS	TK	S	A			FF	FR	S	A			
09/11	at Texans	P	0	0	0	0.0	0.0	0	0	0	0	0	0	0	0	0	0	0	0	0	0	0	0	0	0	0	0	0	0	T	20-20
09/18	at Jaguars	P	0	0	0	0.0	0.0	0	0	0	0	0	0	0	0	0	0	0	0	0	0	0	0	0	0	0	0	0	0	L	0-24
09/25	Chiefs	P	2	2	0	0.0	0.0	1	3	0	0	0	0	0	0	0	0	0	0	0	0	0	0	0	0	0	0	0	0	W	20-17
10/02	Titans	P	2	1	1	1.0	12.0	1	12	1	0	0	0	0	0	0	0	0	0	0	0	0	0	0	0	0	0	0	0	L	17-24
10/06	at Broncos	P	4	1	3	0.5	3.5	0	0	2	0	0	0	0	0	0	0	0	0	0	0	0	0	0	0	0	0	0	0	W	12-9+
10/16	Jaguars	P	1	1	0	0.0	0.0	0	0	0	0	0	0	0	0	0	0	0	0	0	0	0	0	0	0	0	0	0	0	W	34-27
10/23	at Titans	P	0	0	0	0.0	0.0	0	0	0	1	0	0	0	0	0	0	0	0	0	0	0	0	0	0	0	0	0	0	L	10-19
10/30	Commanders	P	1	0	1	0.0	0.0	0	0	0	0	0	0	0	0	0	0	0	0	0	0	0	0	0	0	0	0	0	0	L	16-17
11/06	at Patriots	P	0	0	0	0.0	0.0	0	0	0	0	0	0	0	0	0	0	0	0	0	0	0	0	0	0	0	0	0	0	L	3-26
11/13	at Raiders	P	0	0	0	0.0	0.0	0	0	2	0	0	0	0	0	0	0	0	0	0	0	0	0	0	0	0	0	0	0	W	25-20
11/20	Eagles	S	3	2	1	0.0	0.0	0	0	1	0	0	0	0	0	0	0	0	0	0	0	0	0	0	0	0	0	0	0	L	16-17
11/28	Steelers	S	4	2	2	0.0	0.0	0	0	0	0	0	0	0	0	0	0	0	0	0	0	0	0	0	0	0	0	0	L	17-24	
12/04	at Cowboys	P	2	0	2	0.0	0.0	0	0	0	0	0	0	0	0	0	0	0	0	0	0	0	0	0	0	0	0	0	L	19-54	
12/17	at Vikings	P	5	4	1	2.0	8.0	1	8	2	0	0	0	0	0	0	0	0	0	0	0	0	0	0	0	0	0	0	L	36-39+	
12/26	Chargers	P	3	2	1	1.5	13.0	1	11	2	0	0	0	0	0	0	0	0	0	0	0	0	0	0	0	0	0	0	L	3-20	
01/01	at Giants	S	1	1	0	0.0	0.0	0	0	0	0	0	0	0	0	0	0	0	0	0	0	0	0	0	0	0	0	0	L	10-38	
01/08	Texans	S	3	2	1	0.0	0.0	1	7	0	0	0	0	0	0	0	0	0	0	0	0	0	0	0	0	0	0	0	L	31-32	
2022 TOTALS		17-4	31	18	13	5.0	36.5	5	41	11	0	0	0	0	0	0	0	0	0	0	0	0	0	0	0	0	0	0	4-12-1		

+ - Overtime



@dodeyingbo



@dodeyingbo

85 DREW OGLETREE

TIGHT END



DREW OGLETREE. SELECTED BY THE COLTS IN THE SIXTH ROUND (192ND OVERALL) OF THE 2022 NFL DRAFT.

6-5 • 260 LBS
NFL EXP: 2
(2ND YEAR WITH THE COLTS)
BORN: 7/28/98




COLLEGE:
YOUNGSTOWN STATE

4TH-AND-SHORT

- Spent the 2022 season on the Colts Injured Reserve list.
- Played in 17 games (12 starts) in two seasons (2020-21) at Youngstown State and compiled 40 receptions for 391 yards.
- Appeared in 27 games (10 starts) at Findlay (2016-19) and totaled 54 receptions for 785 yards and 10 touchdowns.
- All-Great Midwest Athletic Conference honorable mention selection in 2018.
- Was the Ohio High School Basketball Coaches Association Division 3 Player of the Year.

A PATH LESS TRAVELED

Becoming a standout football player is hard enough, but imagine being a father at the same time. Ogletree was 16 years old when he had his son, Andrew Jr., who was actually born during one of Ogletree's games. Ogletree was warming up when he heard that his girlfriend was giving birth two months before the due date so he went to the hospital, saw Andrew Jr. be born, and returned for the second half of his football game. As Ogletree earned a half-scholarship to Findlay and worked his way to Youngstown State, he had Andrew Jr. watching his every move and being his biggest supporter.



@DrewOgletree



@callmetree81

85 DREW OGLETREE

TIGHT END



NFL HIGHLIGHTS

- In 2022, he spent the entire season on the Injured Reserve list.

COLLEGE HIGHLIGHTS

- Played in 17 games (12 starts) in two seasons (2020-21) at Youngstown State and compiled 40 receptions for 391 yards. Before transferring to Youngstown State, he appeared in 27 games (10 starts) at Findlay (2016-19) and totaled 54 receptions for 785 yards and 10 touchdowns.
- In 2021, he started all 10 games and had team highs in receptions (28) and receiving yards (282). Earned Missouri Valley Football Conference Honor Roll accolades.
- Saw action in seven games (two starts) in 2020 and registered 12 receptions for 109 yards. He tied for the team high in receptions and ranked third in receiving yards.
- Did not see game action in the 2019 season.
- In 2018, he earned All-Great Midwest Athletic Conference honorable mention accolades after he started all 10 games he appeared in and finished with 28 receptions for 428 yards and five touchdowns.
- As a sophomore, he appeared in 11 games and compiled 23 receptions for 328 yards and five touchdowns. Finished with single-game career highs in receptions (six) and receiving yards (81) in first round playoff win vs No. 2 Shepherd.
- In 2016, he saw action in six games and caught three passes for 29 yards.

PERSONAL

- Attended Northridge (Ohio) High School.
- Named first team all-Ohio in both football and basketball.
- Was the Ohio High School Basketball Coaches Association Division 3 Player of the Year.
- Has a son, Andrew Jr.
- A native of Dayton, Ohio.

DREW OGLETREE'S - NFL REGULAR SEASON STATISTICS

DATE	TEAM	GP	GS	RECEIVING					RUSHING				
				NO.	YDS.	AVG.	LG	TD	NO.	YDS.	AVG.	LG	TD
2022	Colts	0	0	0	0	0.0	0	0	0	0	0.0	0	0
TOTALS		0	0	0	0	0.0	0	0	0	0	0.0	0	0

DREW OGLETREE'S - NFL REGULAR SEASON STATISTICS

DATE	TEAM	KICKOFF RETURNS					PUNT RETURNS					
		RET.	YDS.	AVG.	LG	TD	NO.	FC	YDS.	AVG.	LG	TD
2022	Colts	0	0	0.0	0	0	0	0	0	0.0	0	0
TOTALS		0	0	0.0	0	0	0	0	0	0.0	0	0



@DrewOgletree



@callmetree81

85 DREW OGLETREE

TIGHT END



2022 GAME-BY-GAME REGULAR-SEASON STATISTICS (COLTS)

DATE	OPPONENT	P/S	RECEIVING					RUSHING					W/L/T	SCORE	
			NO.	YDS.	AVG.	LG	TD	NO.	YDS.	AVG.	LG	TD			
09/11	at Texans												T	20-20	
09/18	at Jaguars												L	0-24	
09/25	Chiefs												W	20-17	
10/02	Titans												L	17-24	
10/06	at Broncos												W	12-9+	
10/16	Jaguars												W	34-27	
10/23	at Titans												L	10-19	
10/30	Commanders												L	16-17	
11/06	at Patriots												L	3-26	
11/13	at Raiders												W	25-20	
11/20	Eagles												L	16-17	
11/28	Steelers												L	17-24	
12/04	at Cowboys												L	19-54	
12/17	at Vikings												L	36-39+	
12/26	Chargers												L	3-20	
01/01	at Giants												L	10-38	
01/08	Texans												L	31-32	
2022 TOTALS		0-0	0	0	0.0	0	0	0	0	0	0.0	0	0	0	4-12-1

+ - Overtime



@DrewOgletree



@callmetree81

50 SEGUN OLUBI

LINEBACKER

(SUH-goon uh-loo-bee)



SEGUN OLUBI: ORIGINALLY SIGNED TO THE COLTS PRACTICE SQUAD ON SEPTEMBER 1, 2022.

6-0 • 220 LBS

NFL EXP: 1

(2ND YEAR WITH THE COLTS)

BORN: 11/1/99



**COLLEGE:
SAN DIEGO STATE**

4TH-AND-SHORT

- In his first season, he appeared in two games with the Colts, but didn't record any statistics.
- Appeared 21 games (seven starts) at San Diego State (2020-21) and recorded 68 tackles (34 solo), 4.0 tackles for loss, 2.0 sacks, two passes defended, one interception returned for a touchdown and two forced fumbles.
- Also played collegiately at Harding University (2019), Saddlebrook College (2018) and College of Idaho (2017).

DOWN THE STRETCH

What is on your bucket list: Visit every state

Do you have a nickname: Goon

What is the best advice you've been given: You control your own reality.

Who is your mentor: David Thornton

Who is your favorite artist: Michael Jackson

What is your favorite childhood food: Rice and dodo


What is your favorite vacation spot: Southern California

Do you have any hidden talents: I speak a little French.

What is one thing you can't live without: God

What are your hobbies off the field: Pilates, hair, yoga, breathing, cars and gaming



 @segun_olubi

50 SEGUN OLUBI

LINEBACKER

(SUH-goon uh-loo-bee)



NFL HIGHLIGHTS

- In 2022, he appeared in two games, but did not record any statistics.

COLLEGE HIGHLIGHTS

- Appeared 21 games (seven starts) at San Diego State (2020-21) and recorded 68 tackles (34 solo), 4.0 tackles for loss, 2.0 sacks, two passes defended, one interception returned for a touchdown and two forced fumbles. He also competed at Harding University (2019), Saddlebrook College (2018) and College of Idaho (2017).
- In 2021, he was named a team captain and saw action in 14 games (seven starts) and tallied 53 tackles (29 solo), 3.5 tackles for loss, 2.0 sacks, one pass defended and two forced fumbles. Named to the Mountain West All-Academic team.
- As a senior, he competed in seven games and compiled 15 tackles (five solo), one pass defended and one interception returned for a touchdown. Selected to the Mountain West All-Academic team.
- In 2019 at Harding University, he appeared in all 12 games and tallied 23 tackles (12 solo), 6.5 tackles for loss, 5.5 sacks, one forced fumble and one fumble recovery.
- At Saddlebrook College in 2018, he tallied a team-high 54 tackles, 5.5 tackles for loss, 2.0 sacks, two passes defended and one interception.
- In 2017 at the College of Idaho, he registered 85 tackles (48 solo), 1.5 tackles for loss, half a sack, 10 passes defended, one forced fumble and a blocked kick.

PERSONAL

- Attended Centennial High School in Corona, Calif.
- As a senior, he recorded 38 tackles, one pass defended and one interception and was an all-league selection.
- Also competed in track and field.
- Majored in economics
- Grew up in Corona, Calif.

ADDITIONAL TRANSACTIONS

- Signed by Indianapolis to a reserve/future contract on January 9, 2023.
- Signed to the Colts practice squad on January 2, 2023.
- Signed to the Indianapolis active roster from the practice squad on December 31, 2022.
- Signed to the Colts practice squad on December 27, 2022.
- Signed to the Indianapolis active roster from the practice squad on December 25, 2022.
- Signed to the Colts practice squad on September 1, 2022.
- Waived by the San Francisco 49ers on August 30, 2022.
- Signed by the 49ers as an undrafted free agent on May 13, 2022.

SEGUN OLUBI'S - NFL REGULAR SEASON STATISTICS

DATE	TEAM	GP	GS	TACKLES							INTERCEPTIONS					FUMBLES					ST				MISC									
				TK	S	A	TFL	YDS	SK	YDS	QBH	NO	YDS	LG	TD	PD	FF	FR	TD	YDS	TK	S	A	FF	FR	S	A							
2022	49ers	0	0	0	0	0	0	0	0	0	0	0	0	0	0	0	0	0	0	0	0	0	0	0	0	0	0	0	0	0	0	0	0	0
Went from San Francisco to Indianapolis .																																		
2022	Colts	2	0	0	0	0	0	0	0	0	0	0	0	0	0	0	0	0	0	0	0	0	0	0	0	0	0	0	0	0	0	0	0	0
2022	TOTAL	2	0	0	0	0	0	0	0	0	0	0	0	0	0	0	0	0	0	0	0	0	0	0	0	0	0	0	0	0	0	0	0	0
TOTALS		2	0	0	0	0	0	0	0	0	0	0	0	0	0	0	0	0	0	0	0	0	0	0	0	0	0	0	0	0	0	0	0	0

50 SEGUN OLUBI

LINEBACKER

(SUH-goon uh-loo-bee)



2022 GAME-BY-GAME REGULAR-SEASON STATISTICS (49ERS/COLTS)

DATE	OPPONENT	P/S	TACKLES							INTERCEPTIONS				FUMBLES				ST				MISC		W/L	SCORE		
			TK	S	A	SK	YDS	TFL	YDS	QBH	NO	YDS	LG	TD	PD	FF	FR	TD	YDS	TK	S	A	FF			FR	S
09/11	at Bears																									L	10-19
			</																								

51 KWITY PAYE

DEFENSIVE END

(QWIT-tee PAY)



KWITY PAYE. SELECTED BY THE COLTS IN THE FIRST ROUND (21ST OVERALL) OF THE 2021 NFL DRAFT.

6-3 • 265 LBS
NFL EXP: 3
(3RD YEAR WITH THE COLTS)
BORN: 11/19/98

M COLLEGE:
MICHIGAN

4TH-AND-SHORT

- In his first two seasons, he started 27 games and compiled 77 tackles (48 solo), 13.0 tackles for loss, 10.0 sacks, one pass defended, one forced fumble and three fumble recoveries.
- In 2020, he was selected a team captain and earned Second Team All-Big Ten honors from the media.
- His mother moved their family from the Republic of Guinea to Rhode Island when he was six months old.
- Named the 2016 Rhode Island Gatorade Player of the Year.

DOWN THE STRETCH

What is on your bucket list: I want to go skydiving.

What is the best advice you've been given: If your name is on it, make sure it's the best representation of you.

Who is your mentor: My mom

Who is your favorite artist: J. Cole

What is your favorite vacation spot: South Africa

What is your favorite TV show: "Dexter"

What is your favorite movie: "Friday Night Lights"

What are your pet peeves: Loud chewing, lying, selfishness

What is one thing you can't live without: My phone

Who was your favorite athlete growing up: LeBron James

What are your hobbies off the field: Watch TV shows



@OfficialKwity



@kwitypaye



AN IMPROBABLE JOURNEY

Paye's family has gone through a lot for him to have the opportunity to play in the NFL. Paye's mother, Agnes, grew up in Liberia, but when she was 12 years old, a civil war broke out and the area became very unsafe. Her father had his house burned down, and she wasn't able to even check on him because of the war going on. Agnes moved the family when Paye was six months old from the Republic of Guinea to the Lockwood projects in Providence, R.I. Paye started playing football and decided to attend Bishop Hendricken, where former NFL player Will Blackmon played high school football. The only issue was that it was a private school that didn't come cheap, and Agnes would have to work two or even three jobs to cover the expenses. Paye had to convince his mom to let him attend because he felt that if he went there, received good grades and starred on the field, that he would have a good chance to land a scholarship to play football collegiately. Paye made it all worth it, earning Rhode Island's Gatorade Player of the Year award as well as being named Rhode Island's Defensive Player of the Year by *USA Today*. He was a part of four state championship teams en route to earning scholarship offers from many Division I programs, before selecting Michigan. At Michigan, he registered 100 tackles (56 solo), 23.5 tackles for loss and 11.5 sacks, setting him up to be a first-round draft pick. In an interview right after he was drafted, Paye was able to express his gratitude to his mother for helping him get where he is, saying, "She's done working. She's retired."



TUFF (THE UNIFORM FUNDING FOUNDATION)

While in college, one of Paye's teammates, Adam Shibley, had an idea to help under-served youth sports teams. He created the non-profit, TUFF (The Uniform Funding Foundation), that raises money to supply uniforms to youth sports teams that may not have the resources. Paye served as a board member, specifically the multicultural and player relations director throughout college. On draft night, Paye decided to release a 1-of-1 NFT (non-fungible token) that people could bid on with all proceeds going to TUFF. He also signed four pairs of limited-edition Jordan cleats that were up for auction benefiting TUFF.



ALWAYS CARRYING MOTIVATION

Paye is a goal-driven man, and always wants to make sure he is staying focused on the prize. He has achieved the goal of making it to the NFL, but he is far from done. Paye has had the same wallet since sixth grade with a notecard that keeps him motivated. Some of the quotes on it are: "Nothing worth having comes easy," "Nothing will get in the way of me achieving my dreams," "Work hard and take care of my family," "God gives his toughest battles to his strongest soldiers" and "Remember when you wanted what you currently have." He also carries another notecard that includes different things he is thankful for, including his mom, his brothers, his coaches, his teammates, his athletic ability, his education, his close friends, the things he has and then his life. Paye says, "Those keep me grounded, keep me humble and remind me where I came from."



51 KWITY PAYE

DEFENSIVE END

(QWIT-tee PAY)



NFL HIGHLIGHTS

- Has started 27 games in two seasons with the Colts (2021-22) and has tallied 77 tackles (48 solo), 13.0 tackles for loss, 10.0 sacks, one pass defensed, one forced fumble and three fumble recoveries.
- In 2022, he started 12 games and recorded 45 tackles (32 solo), 10.0 tackles for loss, 6.0 sacks and one forced fumble. In Week 1 at Houston, he registered 2.0 sacks for his first multi-sack game. In Week 9 at New England, he registered eight tackles (seven solo) and added 1.0 tackle for loss and 1.0 sack. In Week 13 at Dallas, he registered a single game career-high nine tackles (six solo), 1.0 tackle for loss and 1.0 sack.
- Started 15 games in 2021 and registered 32 tackles (16 solo), 3.0 tackles for loss, 4.0 sacks, one pass defensed, one forced fumble and two fumble recoveries. In Week 10 vs. Jacksonville, he tallied one solo tackle, 1.0 tackle for loss and his first-career sack. In Week 11 at Buffalo, he tallied one solo tackle and one strip-sack. In Week 12 vs. Tampa Bay, he recorded two solo tackles, 1.0 tackle for loss and 1.0 sack. He registered at least one sack in three consecutive games to become the first Colts rookie to accomplish that feat since Shaquille Leonard from Weeks 2-4 of 2018. In Week 17 vs. Las Vegas, he tallied three tackles and 1.0 sack.

COLLEGE HIGHLIGHTS

- Appeared in 38 games (20 starts) at Michigan (2017-20) and totaled 100 tackles (56 solo), 23.5 tackles for loss, 11.5 sacks, one pass defensed, one forced fumble and one fumble recovery.
- As a senior team captain, he was selected Second Team All-Big Ten by the media after he started all four games he appeared in and registered 16 tackles (12 solo), a team-high 4.0 tackles for loss and 2.0 sacks. He also was named a Senior CLASS Award finalist and earned Academic All-Big Ten honors. Paye was selected as the team's Defensive Lineman of the Week against Minnesota after he started the game and recorded four solo tackles, 3.0 tackles for loss and 2.0 sacks.
- In 2019, he earned Second Team All-Big Ten accolades from the coaches after he started all 12 games and accumulated a single-season career-high 50 tackles (26 solo), a team-high 12.5 tackles for loss, 6.5 sacks and one fumble recovery. He was selected as the co-recipient of the Richard Katcher Award (Michigan's best defensive lineman or outside linebacker) along with Aidan Hutchinson. Paye earned Academic All-Big Ten accolades. Named the team's Defensive Player of the Week against Rutgers after he started the game and tallied six tackles (four solo), 3.5 tackles for loss and 1.5 sacks.
- As a sophomore, he saw action in 13 games (four starts) and registered 29 tackles (18 solo), 5.5 tackles for loss, 2.0 sacks, one pass defensed and one forced fumble. He was named the team's Defensive Lineman of the Week for his performances at Northwestern, vs. Maryland

COLLEGE HIGHLIGHTS CONT...

- and vs. Indiana. Started against Northwestern and accumulated four solo tackles, 2.0 tackles for loss and 2.0 sacks. Paye garnered Academic All-Big Ten honors.
- In 2017, he appeared in nine games and tallied five tackles, 1.5 tackles for loss and 1.0 sack. Registered three tackles, 1.0 tackle for loss and his first-career sack at Penn State.

PERSONAL

- Attended Bishop Hendricken High School in Warwick, R.I. and was rated the No.1 player coming out of the state by ESPN.
- As a senior, he was named the 2016 Rhode Island Gatorade Player of the Year after he led the team to their seventh-consecutive state title and tallied 65 tackles, 12.0 tackles for loss and 4.5 sacks. He also registered 651 rushing yards and 13 touchdowns at running back.
- In 2016, he was named the *USA Today* Rhode Island Defensive Player of the Year.
- As a senior, he earned Under Armour All-America accolades.
- As a junior, he recorded 54 tackles and 3.5 sacks.
- Also competed in track and was a state champion in the long jump and part of the state champion 4x100 relay team.
- Participated in the NFL's My Cause My Cleats initiative and represented TUFF (The Uniform Funding Foundation) in 2021 and 2022.
- Born in the Republic of Guinea and moved to Rhode Island when he was six months old.
- His brother, Komotay Koffie, was a defensive back at Northern Colorado and New Mexico State (2017-19).
- Majored in Afro-American and African studies.
- First name is pronounced QWIT-tee.
- Last name is pronounced PAY.
- Grew up in Providence, R.I.



@OfficialKwity



@kwitypaye



KWITY PAYE'S - NFL REGULAR SEASON STATISTICS

DATE	TEAM	GP	TACKLES							INTERCEPTIONS					FUMBLES				ST			MISC					
			GS	TK	S	A	TFL	YDS	SK	YDS	QBH	NO	YDS	LG	TD	PD	FF	FR	TD	YDS	TK	S	A	FF	FR	S	A
2021	Colts	15	15	32	16	16	3	11	4.0	23.0	10	0	0	0	0	1	1	2	0	0	0	0	0	0	0	0	0
2022	Colts	12	12	45	32	13	10	39	6.0	35.0	10	0	0	0	0	0	1	0	0	0	0	0	0	0	0	0	
TOTALS		27	27	77	48	29	13	50	10.0	58.0	20	0	0	0	0	1	1	3	0	0	0	0	0	0	0	0	

SINGLE-GAME HIGHS: DEFENSIVE

- Total Tackles** 9 at Dallas Cowboys, Dec 04, 2022
8 at New England Patriots, Nov 06, 2022
7 at Houston Texans, Sep 11, 2022
- Solo Tackles** 7 at New England Patriots, Nov 06, 2022
6 at Dallas Cowboys, Dec 04, 2022
...1 more at 6.
- Sacks** 2.0 at Houston Texans, Sep 11, 2022
1.0 at Minnesota Vikings, Dec 17, 2022
...7 more at 1.0.
- Passes Defensed** 1 vs. New York Jets, Nov 04, 2021
- Forced Fumbles** 1 at Buffalo Bills, Nov 21, 2021
- Fumble Recoveries** 1 vs. Los Angeles Chargers, Dec 26, 2022
...2 more at 1.
- Tackles For Loss** 2 at Minnesota Vikings, Dec 17, 2022
...1 more at 2.

2021 GAME-BY-GAME REGULAR-SEASON STATISTICS (COLTS)

DATE	OPPONENT	P/S	TACKLES							INTERCEPTIONS					FUMBLES				ST			MISC		W/L	SCORE			
			TK	S	A	SK	YDS	TFL	YDS	QBH	NO	YDS	LG	TD	PD	FF	FR	TD	YDS	TK	S	A	FF			FR	S	A
09/12	Seahawks	S	3	2	1	0.0	0.0	1	3	0	0	0	0	0	0	0	1	0	0	0	0	0	0	0	0	0	L	16-28
09/19	Rams	S	5	4	1	0.0	0.0	0	0	0	0	0	0	0	0	0	0	0	0	0	0	0	0	0	0	L	24-27	
09/26	at Titans	S	0	0	0	0.0	0.0	0	0	0	0	0	0	0	0	0	0	0	0	0	0	0	0	0	0	L	16-25	
10/03	at Dolphins		ON INACTIVE LIST																							W	27-17	
10/11	at Ravens		ON INACTIVE LIST																							L	25-31+	
10/17	Texans	S	1	1	0	0.0	0.0	0	0	0	0	0	0	0	0	0	0	0	0	0	0	0	0	0	0	W	31-3	
10/24	at 49ers	S	4	1	3	0.0	0.0	0	0	0	0	0	0	0	0	1	0	0	0	0	0	0	0	0	0	W	30-18	
10/31	Titans	S	1	0	1	0.0	0.0	0	0	0	0	0	0	0	0	0	0	0	0	0	0	0	0	0	0	L	31-34+	
11/04	Jets	S	2	1	1	0.0	0.0	0	0	2	0	0	0	0	1	0	0	0	0	0	0	0	0	0	0	W	45-30	
11/14	Jaguars	S	1	1	0	1.0	6.0	1	6	3	0	0	0	0	0	0	0	0	0	0	0	0	0	0	0	W	23-17	
11/21	at Bills	S	1	1	0	1.0	8.0	0	0	0	0	0	0	0	1	0	0	0	0	0	0	0	0	0	0	W	41-15	
11/28	Buccaneers	S	2	2	0	1.0	2.0	1	2	1	0	0	0	0	0	0	0	0	0	0	0	0	0	0	0	L	31-38	
12/05	at Texans	S	2	1	1	0.0	0.0	0	0	1	0	0	0	0	0	0	0	0	0	0	0	0	0	0	0	W	31-0	
12/18	Patriots	S	1	0	1	0.0	0.0	0	0	1	0	0	0	0	0	0	0	0	0	0	0	0	0	0	0	W	27-17	
12/25	at Cardinals	S	1	1	0	0.0	0.0	0	0	0	0	0	0	0	0	0	0	0	0	0	0	0	0	0	0	W	22-16	
01/02	Raiders	S	3	0	3	1.0	7.0	0	0	2	0	0	0	0	0	0	0	0	0	0	0	0	0	0	0	L	20-23	
01/09	at Jaguars	S	5	1	4	0.0	0.0	0	0	0	0	0	0	0	0	0	0	0	0	0	0	0	0	0	0	L	11-26	
2021 TOTALS		15-15	32	16	16	4.0	23.0	3	11	10	0	0	0	0	1	1	2	0	0	0	0	0	0	0	0	0	9-8	

+ - Overtime



51

KWITY PAYE

DEFENSIVE END

(QWIT-tee PAY)



2022 GAME-BY-GAME REGULAR-SEASON STATISTICS (COLTS)

DATE	OPPONENT	P/S	TACKLES							INTERCEPTIONS				FUMBLES			ST				MISC		W/L	SCORE				
			TK	S	A	SK	YDS	TFL	YDS	QBH	NO	YDS	LG	TD	PD	FF	FR	TD	YDS	TK	S	A			FF	FR	S	A
09/11	at Texans	S	7	6	1	2.0	11.0	2	11	2	0	0	0	0	0	0	0	0	0	0	0	0	0	0	0	0	T	20-20
09/18	at Jaguars	S	3	2	1	0.0	0.0	1	1	0	0	0	0	0	0	0	0	0	0	0	0	0	0	0	0	0	L	0-24
09/25	Chiefs	S	3	3	0	0.0	0.0	1	1	0	0	0	0	0	0	0	0	0	0	0	0	0	0	0	0	0	W	20-17
10/02	Titans	S	3	1	2	1.0	9.0	1	9	2	0	0	0	0	0	0	0	0	0	0	0	0	0	0	0	0	L	17-24
10/06	at Broncos	S	0	0	0	0.0	0.0	0	0	1	0	0	0	0	0	0	0	0	0	0	0	0	0	0	0	0	W	12-9+
10/16	Jaguars										ON INACTIVE LIST														W	34-27		
10/23	at Titans										ON INACTIVE LIST														L	10-19		
10/30	Commanders										ON INACTIVE LIST														L	16-17		
11/06	at Patriots	S	8	7	1	1.0	6.0	1	6	1	0	0	0	0	0	0	0	0	0	0	0	0	0	0	0	0	L	3-26
11/13	at Raiders	S	0	0	0	0.0	0.0	0	0	0	0	0	0	0	0	0	0	0	0	0	0	0	0	0	0	0	W	25-20
11/20	Eagles										ON INACTIVE LIST														L	16-17		
11/28	Steelers										ON INACTIVE LIST														L	17-24		
12/04	at Cowboys	S	9	6	3	1.0	5.0	1	5	1	0	0	0	0	0	0	0	0	0	0	0	0	0	0	0	0	L	19-54
12/17	at Vikings	S	6	5	1	1.0	4.0	2	5	2	0	0	0	0	0	0	0	0	0	0	0	0	0	0	0	0	L	36-39+
12/26	Chargers	S	3	1	2	0.0	0.0	1	1	1	0	0	0	0	0	0	1	0	0	0	0	0	0	0	0	0	L	3-20
01/01	at Giants	S	2	1	1	0.0	0.0	0	0	0	0	0	0	0	0	0	0	0	0	0	0	0	0	0	0	0	L	10-38
01/08	Texans	S	1	0	1	0.0	0.0	0	0	0	0	0	0	0	0	0	0	0	0	0	0	0	0	0	0	0	L	31-32
2022 TOTALS		12-12	45	32	13	6.0	35.0	10	39	10	0	0	0	0	0	0	1	0	0	0	0	0	0	0	0	0	4-12-1	

+ - Overtime



@OfficialKwity



@kwitypaye

9

BRESHAD PERRIMAN

WIDE RECEIVER

(Brah-SHOD)



BRESHAD PERRIMAN: SIGNED BY THE COLTS AS A FREE AGENT ON JUNE 5, 2023.

6-2 • 215 LBS

NFL EXP: 9

(1ST YEAR WITH THE COLTS)

BORN: 9/10/93



COLLEGE:
CENTRAL FLORIDA

4TH-AND-SHORT

- In his first eight seasons, he played in 80 games (25 starts) in his time with the Buccaneers (2019, 2021-22), Bears (2021), Lions (2021), Jets (2020), Browns (2018), Commanders (2018) and Ravens (2015-17) and compiled 145 receptions for 2,343 yards and 16 touchdowns.
- First Team All-American Athletic Conference in 2014.
- His dad, Brett, played 10 years in the NFL and tallied 525 receptions for 6,589 yards and 30 touchdowns.

NFL HIGHLIGHTS

- Has played in 80 career games (25 starts) in his time with the Tampa Bay Buccaneers (2019, 2021-22), Chicago Bears (2021), Detroit Lions (2021), New York Jets (2020), Cleveland Browns (2018), Washington Commanders (2018) and Baltimore Ravens (2015-17). He has compiled 145 receptions for 2,343 yards and 16 touchdowns. Perriman has registered 11 carries for 16 yards. He has also started one postseason contest and has tallied one reception for five yards.
- Appeared in 11 games (three starts) in 2022 and tallied nine receptions for 110 yards and one touchdown.
- In 2021, he competed in six games with Tampa Bay and registered 11 receptions for 167 yards and one touchdown.
- Started all 12 games he appeared in during the 2020 season and compiled 30 receptions for 505 yards and three touchdowns as well as one carry for six yards.
- Competed in 14 games (four starts) in 2019 and recorded single-season career highs in receptions (36) receiving yards (645) and receiving touchdowns (six). He also added two carries for 16 yards. In Week 17 vs. Atlanta, he recorded five receptions for a single-game career-high 134 yards and one touchdown. He ended the season with three consecutive 100-yard receiving games.
- Competed in 10 games (two starts) with Cleveland in



@B_Perriman11



@b_perriman11



NFL HIGHLIGHTS CONT...

- 2018 and recorded 16 receptions for 340 yards and two touchdowns.
- In 2017, he appeared in 11 games (three starts) and tallied 10 receptions for 77 yards.
- During the 2016 season he saw action in 16 games (one start) and accumulated 33 receptions for 499 yards and three touchdowns as well as one carry for two yards.
- He did not see game action during the 2015 season. Perriman was placed on the Injured Reserve list on September 9.

COLLEGE HIGHLIGHTS

- Appeared in 39 games (24 starts) at UCF (2012-14) and totaled 115 receptions for 2,243 yards and 16 touchdowns.
- As a junior, he earned First Team All-American Athletic Conference honors after he started 13 games and tallied a single-season career-high 50 receptions for 1,044 yards and nine touchdowns. He was the first UCF receiver to reach 1,000 yards in a single season since 2006.
- In 2013, he saw action in 12 games (10 starts) and recorded 39 receptions for 811 yards and four touchdowns.
- As a true freshman, he earned Conference USA All-Freshman Team accolades after he competed in 14 games (one start) and compiled 26 receptions for 388 yards and three touchdowns.

PERSONAL

- Attended Arabia Mountain High School in Lithonia, Ga.
- Participated in the 2010 DeKalb County Coaches Association Senior All-Star Football Game.
- As a senior, he tallied 13 receptions for 301 yards and three touchdowns in just four games.
- Compiled 27 receptions for 512 yards and six touchdowns his junior season.
- His dad, Brett, played 10 years in the NFL and tallied 525 receptions for 6,589 yards and 30 touchdowns.
- A native of Lithonia, Ga.

ADDITIONAL TRANSACTIONS

- Re-signed by the Tampa Bay Buccaneers on March 16, 2022.
- Signed to the Buccaneers active roster from the practice squad on December 3, 2021.
- Signed to the Tampa Bay practice squad on November 23, 2021.
- Signed to the Buccaneers active roster from the practice squad on November 22, 2021.
- Signed to the Tampa Bay practice squad on November 15, 2021.
- Signed to the Buccaneers active roster from the practice squad on November 13, 2021.
- Signed to the Tampa Bay practice squad on November 10, 2021.
- Released by the Chicago Bears on November 7, 2021.
- Signed by Chicago as a free agent on September 6, 2021.
- Released by the Detroit Lions on August 30, 2021.
- Signed by Detroit as an unrestricted free agent on March 22, 2021.
- Signed by the New York Jets as an unrestricted free agent on March 25, 2020.
- Signed by Tampa Bay as an unrestricted free agent on March 13, 2019.
- Signed by the Cleveland Browns as a free agent on October 13, 2018.
- Waived by the Washington Commanders on September 22, 2018.
- Signed by the Commanders as a free agent on September 18, 2018.
- Waived by the Baltimore Ravens on September 1, 2018.
- Selected by the Ravens in the first round (26th overall) of the 2015 NFL Draft.



9

BRESHAD PERRIMAN**WIDE RECEIVER**

(Brah-SHOD)

**BRESHAD PERRIMAN'S - NFL REGULAR SEASON STATISTICS**

DATE	TEAM	GP	GS	RECEIVING					RUSHING				
				NO.	YDS.	AVG.	LG	TD	NO.	YDS.	AVG.	LG	TD
2015	Ravens	0	0	0	0	0.0	0	0	0	0	0.0	0	0
2016	Ravens	16	1	33	499	15.1	53t	3	1	2	2.0	2	0
2017	Ravens	11	3	10	77	7.7	14	0	0	0	0.0	0	0
2018	Redskins	0	0	0	0	0.0	0	0	0	0	0.0	0	0
Went from Washington to Cleveland .													
2018	Browns	10	2	16	340	21.3	66	2	4	2	0.5	7	0
2018	TOTAL	10	2	16	340	21.3	66	2	4	2	0.5	7	0
2019	Buccaneers	14	4	36	645	17.9	44	6	2	16	8.0	13	0
2020	Jets	12	12	30	505	16.8	53	3	1	6	6.0	6	0
2021	Bears	0	0	0	0	0.0	0	0	0	0	0.0	0	0
Went from Chicago to Tampa Bay .													
2021	Buccaneers	5	0	11	167	15.2	58t	1	1	-3	-3.0	-3	0
2021	TOTAL	5	0	11	167	15.2	58t	1	1	-3	-3.0	0	0
2022	Buccaneers	11	3	9	110	12.2	28t	1	2	-7	-3.5	-7	0
TOTALS		79	25	145	2,343	16.2	66	16	11	16	1.5	13	0

BRESHAD PERRIMAN'S - NFL POSTSEASON STATISTICS

DATE	TEAM	GP	GS	RECEIVING					RUSHING				
				NO.	YDS.	AVG.	LG	TD	NO.	YDS.	AVG.	LG	TD
2021	Buccaneers	1	1	1	5	5.0	5	0	0	0	0.0	0	0
2022	Buccaneers	0	0	0	0	0.0	0	0	0	0	0.0	0	0
TOTALS		1	1	1	5	5.0	5	0	0	0	0.0	0	0

BRESHAD PERRIMAN'S - NFL REGULAR SEASON STATISTICS

DATE	TEAM	RET.	KICKOFF RETURNS				PUNT RETURNS					
			YDS.	AVG.	LG	TD	NO.	FC	YDS.	AVG.	LG	TD
2015	Ravens	0	0	0.0	0	0	0	0	0	0.0	0	0
2016	Ravens	0	0	0.0	0	0	0	0	0	0.0	0	0
2017	Ravens	0	0	0.0	0	0	0	0	0	0.0	0	0
2018	Redskins	0	0	0.0	0	0	0	0	0	0.0	0	0
Went from Washington to Cleveland .												
2018	Browns	0	0	0.0	0	0	0	0	0	0.0	0	0
2018	TOTAL	0	0	0.0	0	0	0	0	0	0.0	0	0
2019	Buccaneers	0	0	0.0	0	0	0	0	0	0.0	0	0
2020	Jets	0	0	0.0	0	0	0	0	0	0.0	0	0
2021	Bears	0	0	0.0	0	0	0	0	0	0.0	0	0
Went from Chicago to Tampa Bay .												
2021	Buccaneers	0	0	0.0	0	0	0	0	0	0.0	0	0
2021	TOTAL	0	0	0.0	0	0	0	0	0	0.0	0	0
2022	Buccaneers	0	0	0.0	0	0	0	0	0	0.0	0	0
TOTALS		0	0	0.0	0	0	0	0	0	0.0	0	0

BRESHAD PERRIMAN'S - NFL POSTSEASON STATISTICS

DATE	TEAM	RET.	KICKOFF RETURNS				PUNT RETURNS					
			YDS.	AVG.	LG	TD	NO.	FC	YDS.	AVG.	LG	TD
2021	Buccaneers	0	0	0.0	0	0	0	0	0	0.0	0	0
2022	Buccaneers	0	0	0.0	0	0	0	0	0	0.0	0	0
TOTALS		0	0	0.0	0	0	0	0	0	0.0	0	0



@B_Perriman11



@b_perriman11



SINGLE-GAME HIGHS: RUSHING/RECEIVING

Rush Attempts	2 vs. Kansas City Chiefs, Nov 04, 2018 1 at Tampa Bay Buccaneers, Nov 22, 2021 ...6 more at 1.	Longest Receptions	66 vs. Carolina Panthers, Dec 09, 2018 63 vs. Cincinnati Bengals, Dec 23, 2018 58t at Tampa Bay Buccaneers, Dec 12, 2021
Rushing Yards	13 vs. New York Giants, Sep 22, 2019 9 vs. Kansas City Chiefs, Nov 04, 2018 6 vs. Cleveland Browns, Dec 27, 2020	Receiving TDs	3 at Detroit Lions, Dec 15, 2019 2 vs. New England Patriots, Nov 09, 2020 1 at Tampa Bay Buccaneers, Dec 12, 2021 ...9 more at 1.
Longest Runs	13 vs. New York Giants, Sep 22, 2019 7 vs. Kansas City Chiefs, Nov 04, 2018 6 vs. Cleveland Browns, Dec 27, 2020	All-Purpose Yards	134 vs. Atlanta Falcons, Dec 29, 2019 116 at Detroit Lions, Dec 15, 2019 102 vs. Houston Texans, Dec 21, 2019
Receptions	7 vs. Houston Texans, Dec 21, 2019 5 at Tampa Bay Buccaneers, Jan 09, 2022 ...4 more at 5.	Most TDs	3 at Detroit Lions, Dec 15, 2019 2 vs. New England Patriots, Nov 09, 2020 1 at Tampa Bay Buccaneers, Dec 12, 2021 ...9 more at 1.
Receiving Yards	134 vs. Atlanta Falcons, Dec 29, 2019 113 at Detroit Lions, Dec 15, 2019 102 vs. Houston Texans, Dec 21, 2019	Miscellaneous Tackles	1 vs. Las Vegas Raiders, Dec 06, 2020 ...6 more at 1.
Receiving Average	28.0 at New England Patriots, Jan 03, 2021 26.8 vs. Atlanta Falcons, Dec 29, 2019 23.3 vs. Indianapolis Colts, Dec 08, 2019		

SINGLE-GAME HIGHS - POSTSEASON: RECEIVING

Receptions	1 vs. Philadelphia Eagles, Jan 16, 2022	Longest Receptions	5 vs. Philadelphia Eagles, Jan 16, 2022
Receiving Yards	5 vs. Philadelphia Eagles, Jan 16, 2022	All-Purpose Yards	5 vs. Philadelphia Eagles, Jan 16, 2022

100-YARD RECEIVING GAMES (4): REGULAR SEASON

DATE	TEAM	NO.	YDS.	AVG.	LG	TD
12/15/19	at Lions	5	113	22.6	34t	3
12/21/19	TEXANS	7	102	14.6	27	0
12/29/19	FALCONS	5	134	26.8	37	1
11/09/20	PATRIOTS	5	101	20.2	50t	2

2015 GAME-BY-GAME REGULAR-SEASON STATISTICS (RAVENS)

DATE	OPPONENT	P/S	RECEIVING				RUSHING				W/L	SCORE	
			NO.	YDS.	AVG.	LG	TD	NO.	YDS.	AVG.			LG
09/13	at Broncos											L	13-19
09/20	at Raiders											L	33-37
09/27	Bengals											L	24-28
10/01	at Steelers											W	23-20+
10/11	Browns											L	30-33+
10/18	at 49ers											L	20-25
10/26	at Cardinals											L	18-26
11/01	Chargers											W	29-26
11/15	Jaguars											L	20-22
2015 TOTALS		0-0	0	0	0.0	0	0	0	0	0.0	0	0	2-7

+- Overtime



9

BRESHAD PERRIMAN

WIDE RECEIVER

(Brah-SHOD)



2016 GAME-BY-GAME REGULAR-SEASON STATISTICS (RAVENS)

DATE	OPPONENT	P/S	RECEIVING					RUSHING					W/L	SCORE
			NO.	YDS.	AVG.	LG	TD	NO.	YDS.	AVG.	LG	TD		
09/11	Bills	P	1	35	35.0	35	0	0	0	0.0	0	0	W	13-7
09/18	at Browns	P	2	32	16.0	20	0	0	0	0.0	0	0	W	25-20
09/25	at Jaguars	P	2	22	11.0	15	0	1	2	2.0	2	0	W	19-17
10/02	Raiders	P	3	24	8.0	15	0	0	0	0.0	0	0	L	27-28
10/09	Redskins	P	2	11	5.5	9	0	0	0	0.0	0	0	L	10-16
10/16	at Giants	P	3	48	16.0	41	0	0	0	0.0	0	0	L	23-27
10/23	at Jets	S	1	11	11.0	11	0	0	0	0.0	0	0	L	16-24
11/06	Steelers	P	3	33	11.0	16	0	0	0	0.0	0	0	W	21-14
11/10	Browns	P	3	64	21.3	27t	1	0	0	0.0	0	0	W	28-7
11/20	at Cowboys	P	0	0	0.0	0	0	0	0	0.0	0	0	L	17-27
11/27	Bengals	P	1	14	14.0	14t	1	0	0	0.0	0	0	W	19-14
12/04	Dolphins	P	2	59	29.5	53t	1	0	0	0.0	0	0	W	38-6
12/12	at Patriots	P	3	52	17.3	47	0	0	0	0.0	0	0	L	23-30
12/18	Eagles	P	0	0	0.0	0	0	0	0	0.0	0	0	W	27-26
12/25	at Steelers	P	3	32	10.7	15	0	0	0	0.0	0	0	L	27-31
01/01	at Bengals	P	4	62	15.5	39	0	0	0	0.0	0	0	L	10-27
2016 TOTALS	16-1		33	499	15.1	53T	3	1	2	2.0	2	0	8-8	

2017 GAME-BY-GAME REGULAR-SEASON STATISTICS (RAVENS)

DATE	OPPONENT	P/S	RECEIVING					RUSHING					W/L	SCORE
			NO.	YDS.	AVG.	LG	TD	NO.	YDS.	AVG.	LG	TD		
09/10	at Bengals	P	1	5	5.0	5	0	0	0	0.0	0	0	W	20-0
09/17	Browns	P	0	0	0.0	0	0	0	0	0.0	0	0	W	24-10
09/24	at Jaguars	P	0	0	0.0	0	0	0	0	0.0	0	0	L	7-44
10/01	Steelers	P	1	6	6.0	6	0	0	0	0.0	0	0	L	9-26
10/08	at Raiders	P	2	15	7.5	13	0	0	0	0.0	0	0	W	30-17
10/15	Bears	S	0	0	0.0	0	0	0	0	0.0	0	0	L	24-27+
10/22	at Vikings						INACTIVE						L	16-24
10/26	Dolphins	S	0	0	0.0	0	0	0	0	0.0	0	0	W	40-0
11/05	at Titans	P	3	28	9.3	14	0	0	0	0.0	0	0	L	20-23
11/19	at Packers						ON INACTIVE LIST						W	23-0
11/27	Texans	P	0	0	0.0	0	0	0	0	0.0	0	0	W	23-16
12/03	Lions						INACTIVE						W	44-20
12/10	at Steelers						INACTIVE						L	38-39
12/17	at Browns	P	1	9	9.0	9	0	0	0	0.0	0	0	W	27-10
12/23	Colts	S	2	14	7.0	8	0	0	0	0.0	0	0	W	23-16
12/31	Bengals						INACTIVE						L	27-31
2017 TOTALS	11-3		10	77	7.7	14	0	0	0	0.0	0	0	9-7	

+ - Overtime

2018 GAME-BY-GAME REGULAR-SEASON STATISTICS (REDSKINS/BROWNS)

DATE	OPPONENT	P/S	RECEIVING					RUSHING					W/L	SCORE
			NO.	YDS.	AVG.	LG	TD	NO.	YDS.	AVG.	LG	TD		
09/09	at Cardinals						NOT ON ANY TEAM						W	24-6
09/16	Colts						NOT ON ANY TEAM						L	9-21
09/23	Packers						NOT ON ANY TEAM						W	31-17
10/08	at Saints						NOT ON ANY TEAM						L	19-43
10/14	Chargers						Went from Redskins to Browns.						L	14-38
10/21	at Buccaneers	P	1	6	6.0	6	0	0	0	0.0	0	0	L	23-26+
10/28	at Steelers	P	0	0	0.0	0	0	0	0	0.0	0	0	L	18-33
11/04	Chiefs	P	2	36	18.0	18	0	2	9	4.5	7	0	L	21-37
11/11	Falcons	P	2	33	16.5	17	0	0	0	0.0	0	0	W	28-16
11/25	at Bengals	P	1	6	6.0	6	0	1	-12	-12.0	-12	0	W	35-20
12/02	at Texans	P	2	26	13.0	19	0	0	0	0.0	0	0	L	13-29
12/09	Panthers	S	2	81	40.5	66	0	0	0	0.0	0	0	W	26-20
12/15	at Broncos	S	1	31	31.0	31t	1	0	0	0.0	0	0	W	17-16
12/23	Bengals	P	2	76	38.0	63	0	0	0	0.0	0	0	W	26-18
12/30	at Ravens	P	3	45	15.0	28t	1	1	5	5.0	5	0	L	24-26
2018 TOTALS	10-2		16	340	21.3	66	2	4	2	0.5	7	0	7-8	

+ - Overtime



@B_Perriman11



@b_perriman11

9

BRESHAD PERRIMAN

WIDE RECEIVER

(Brah-SHOD)



2019 GAME-BY-GAME REGULAR-SEASON STATISTICS (BUCCANEERS)

DATE	OPPONENT	P/S	RECEIVING					RUSHING					W/L	SCORE
			NO.	YDS.	AVG.	LG	TD	NO.	YDS.	AVG.	LG	TD		
09/08	49ers	P	2	10	5.0	5	0	0	0	0.0	0	0	L	17-31
09/12	at Panthers	P	0	0	0.0	0	0	0	0	0.0	0	0	W	20-14
09/22	Giants	P	1	6	6.0	6	0	1	13	13.0	13	0	L	31-32
09/29	at Rams	P	0	0	0.0	0	0	0	0	0.0	0	0	W	55-40
10/06	at Saints												L	24-31
10/13	Panthers						INACTIVE						L	26-37
10/27	at Titans	P	0	0	0.0	0	0	0	0	0.0	0	0	L	23-27
11/03	at Seahawks	P	4	42	10.5	18	1	0	0	0.0	0	0	L	34-40+
11/10	Cardinals	P	2	17	8.5	11	0	0	0	0.0	0	0	W	30-27
11/17	Saints	S	1	20	20.0	20	0	0	0	0.0	0	0	L	17-34
11/24	at Falcons	P	1	44	44.0	44	0	0	0	0.0	0	0	W	35-22
12/01	at Jaguars	P	5	87	17.4	32	0	0	0	0.0	0	0	W	28-11
12/08	Colts	P	3	70	23.3	31	1	0	0	0.0	0	0	W	38-35
12/15	at Lions	S	5	113	22.6	34t	3	1	3	3.0	3	0	W	38-17
12/21	Texans	S	7	102	14.6	27	0	0	0	0.0	0	0	L	20-23
12/29	Falcons	S	5	134	26.8	37	1	0	0	0.0	0	0	L	22-28+
2019 TOTALS		14-4	36	645	17.9	44	6	2	16	8.0	13	0	7-9	

+ - Overtime

2020 GAME-BY-GAME REGULAR-SEASON STATISTICS (JETS)

DATE	OPPONENT	P/S	RECEIVING					RUSHING					W/L	SCORE
			NO.	YDS.	AVG.	LG	TD	NO.	YDS.	AVG.	LG	TD		
09/13	at Bills	S	3	17	5.7	13	0	0	0	0.0	0	0	L	17-27
09/20	49ers	S	2	12	6.0	9	0	0	0	0.0	0	0	L	13-31
09/27	at Colts												L	7-36
10/01	Broncos												L	28-37
10/11	Cardinals												L	10-30
10/18	at Dolphins	S	4	62	15.5	22	0	0	0	0.0	0	0	L	0-24
10/25	Bills	S	2	27	13.5	19	0	0	0	0.0	0	0	L	10-18
11/01	at Chiefs												L	9-35
11/09	Patriots	S	5	101	20.2	50t	2	0	0	0.0	0	0	L	27-30
11/22	at Chargers	S	2	54	27.0	49t	1	0	0	0.0	0	0	L	28-34
11/29	Dolphins	S	4	79	19.8	37	0	0	0	0.0	0	0	L	3-20
12/06	Raiders	S	1	22	22.0	22	0	0	0	0.0	0	0	L	28-31
12/13	at Seahawks	S	3	26	8.7	17	0	0	0	0.0	0	0	L	3-40
12/20	at Rams	S	1	21	21.0	21	0	0	0	0.0	0	0	W	23-20
12/27	Browns	S	0	0	0.0	0	0	1	6	6.0	6	0	W	23-16
01/03	at Patriots	S	3	84	28.0	53	0	0	0	0.0	0	0	L	14-28
2020 TOTALS		12-12	30	505	16.8	53	3	1	6	6.0	6	0	2-14	



@B_Perriman11



@b_perriman11

9

BRESHAD PERRIMAN

WIDE RECEIVER

(Brah-SHOD)



2021 GAME-BY-GAME REGULAR-SEASON STATISTICS (BEARS/BUCCANEERS)

DATE	OPPONENT	P/S	RECEIVING					RUSHING					W/L	SCORE
			NO.	YDS.	AVG.	LG	TD	NO.	YDS.	AVG.	LG	TD		
09/12	at Rams												L	14-34
09/19	Bengals												W	20-17
09/26	at Browns												L	6-26
10/03	Lions												W	24-14
10/10	at Raiders												W	20-9
10/17	Packers												L	14-24
10/24	at Buccaneers												L	3-38
10/31	49ers												L	22-33
11/08	at Steelers												L	27-29
11/14	at Football Team	P	0	0	0.0	0	0	0	0	0.0	0	0	L	19-29
11/22	Giants	P	2	19	9.5	14	0	1	-3	-3.0	-3	0	W	30-10
11/28	at Colts												W	38-31
12/05	at Falcons	P	1	5	5.0	5	0	0	0	0.0	0	0	W	30-17
12/12	Bills	P	1	58	58.0	58t	1	0	0	0.0	0	0	W	33-27+
12/19	Saints												L	0-9
12/26	at Panthers												W	32-6
01/02	at Jets	P	2	41	20.5	32	0	0	0	0.0	0	0	W	28-24
2021 TOTALS		5-0	6	123	20.5	58T	1	1	-3	-3.0	-3	0	9-8	

+ - Overtime

2022 GAME-BY-GAME REGULAR-SEASON STATISTICS (BUCCANEERS)

DATE	OPPONENT	P/S	RECEIVING					RUSHING					W/L	SCORE
			NO.	YDS.	AVG.	LG	TD	NO.	YDS.	AVG.	LG	TD		
09/11	at Cowboys	P	0	0	0.0	0	0	1	-7	-7.0	-7	0	W	19-3
09/18	at Saints	S	3	45	15.0	28t	1	0	0	0.0	0	0	W	20-10
09/25	Packers	S	3	44	14.7	24	0	1	0	0.0	0	0	L	12-14
10/02	Chiefs												L	31-41
10/09	Falcons												W	21-15
10/16	at Steelers	P	0	0	0.0	0	0	0	0	0.0	0	0	L	18-20
10/23	at Panthers	P	0	0	0.0	0	0	0	0	0.0	0	0	L	3-21
10/27	Ravens	P	1	11	11.0	11	0	0	0	0.0	0	0	L	22-27
11/06	Rams	P	1	1	1.0	1	0	0	0	0.0	0	0	W	16-13
11/13	Seahawks	P	0	0	0.0	0	0	0	0	0.0	0	0	W	21-16
11/27	at Browns	P	0	0	0.0	0	0	0	0	0.0	0	0	L	17-23+
12/05	Saints												W	17-16
12/11	at 49ers												L	7-35
12/18	Bengals	S	0	0	0.0	0	0	0	0	0.0	0	0	L	23-34
12/25	at Cardinals												W	19-16+
01/01	Panthers												W	30-24
01/08	at Falcons	P	1	9	9.0	9	0	0	0	0.0	0	0	L	17-30
2022 TOTALS		11-3	9	110	12.2	28T	1	2	-7	-3.5	0	0	8-9	

+ - Overtime

2021 GAME-BY-GAME POSTSEASON STATISTICS (BUCCANEERS)

DATE	OPPONENT	P/S	RECEIVING					RUSHING					W/L	SCORE
			NO.	YDS.	AVG.	LG	TD	NO.	YDS.	AVG.	LG	TD		
01/16	Eagles	S	1	5	5.0	5	0	0	0	0.0	0	0	W	31-15
01/23	Rams												L	27-30
2021 TOTALS		1-1	1	5	5.0	5	0	0	0	0.0	0	0	1-1	

2022 GAME-BY-GAME POSTSEASON STATISTICS (BUCCANEERS)

DATE	OPPONENT	P/S	RECEIVING					RUSHING					W/L	SCORE
			NO.	YDS.	AVG.	LG	TD	NO.	YDS.	AVG.	LG	TD		
01/16	Cowboys												L	14-31
2022 TOTALS		0-0	0	0	0.0	0	0	0	0	0.0	0	0	0-1	



@B_Perriman11



@b_perriman11

14 ALEC PIERCE

WIDE RECEIVER



ALEC PIERCE: SELECTED BY THE COLTS IN THE SECOND ROUND (53RD OVERALL) OF THE 2022 NFL DRAFT.



6-3 • 211 LBS
NFL EXP: 2
(2ND YEAR WITH THE COLTS)
BORN: 5/2/00



COLLEGE:
CINCINNATI

4TH-AND-SHORT

- In his rookie season, he appeared in 16 games (12 starts) and recorded 41 receptions for 593 yards and two touchdowns.
- Finished his rookie season with 593 yards, which was the most by a Colts rookie since T.Y. Hilton in 2012 (861).
- Finished ninth in Cincinnati history in career receiving yards.
- Earned Second Team All-AAC honors in 2021.
- Graduated with a degree in mechanical engineering in 3.5 years.

DOWN THE STRETCH

What is on your bucket list: See all seven continents.

Do you have any pets: I have a dog at home, her name is Misty.

What is the best advice you've been given: Good things come to those that work.

Who was your favorite athlete growing up: Usain Bolt

Do you have any hidden talents: I'm very good at math.

What is your favorite food: Buffalo chicken wings

What are your hobbies off the field: I enjoy golfing, watching TV and playing video games.

@alecpierce

@alecpierce



FAMILY OF ATHLETES

Growing up in Glen Ellyn, Ill., the Pierces were known around town for being a family full of athletes. It's not everyday that one household has five Division I athletes under the same roof. His parents were both student-athletes at Northwestern, where the couple met. Greg played football, while Stephanie was a standout volleyball player. The couple had three kids, Justin, Alec and Caden. Justin led the way with playing basketball at William & Mary before he played his last season at North Carolina. He currently plays professional basketball overseas in Europe. Caden plays basketball at Princeton and helped the team reach the Sweet 16 in 2023.

NFL HIGHLIGHTS

- In 2022, he appeared in 16 games (12 starts) and tallied 41 receptions for 593 yards and two touchdowns. In Week 13 at Dallas, he led the team in receiving with four receptions for 86 yards and one touchdown. In Week 18 vs. Houston, he compiled three receptions for 42 yards. He finished the season with 593 yards, which is the most by a Colts rookie since T.Y. Hilton in 2012 (861). Pierce finished sixth in the NFL among rookies in receiving yards (593).

COLLEGE HIGHLIGHTS

- Appeared in 45 games (30 starts) at Cincinnati (2018-21) and compiled 106 receptions for 1,851 yards (17.5 avg.) and 13 touchdowns. He finished ninth in Cincinnati history in career receiving yards.
- As a team captain in 2021, he earned Second Team All-AAC honors after he played in all 14 games (13 starts) and led the team in receiving with 52 receptions for 884 yards (17.0 avg.) and eight touchdowns. Became Cincinnati's first CoSIDA Academic All-America First Team honoree since 1997. Also was a CoSIDA Academic All-District honoree. Registered three 100-yard receiving games against East Carolina (136), Tulsa (113) and Notre Dame (144).
- As a junior, he appeared in six games (four starts) and tallied 17 receptions for 315 yards (18.5 avg.) and three touchdowns. He missed four games due to injury. He led the team in yards per reception. Compiled five receptions for 146 yards and one touchdown in Cincinnati's win over No. 20 Tulsa in the AAC Championship game. His receiving yardage total was a single-game career high.
- In 2019, he played in all 14 games (13 starts) and registered 37 receptions for 652 yards (17.6 avg.) and two touchdowns. He led the team in receiving yards and receiving average. Named to the AAC All-Academic Team.
- As a true freshman, he saw action in 11 games. Appearing mostly on special teams, he finished with six tackles and briefly practiced at linebacker in preparation for the Military Bowl against Virginia Tech.

PERSONAL

- Attended Glenbard West (Ill.) High School, where he helped the team to a West Suburban Silver Conference Championship as a two-way player.
- Named a three-star prospect and the No. 24 player in the state of Illinois by *247Sports*.
- In 2017, he was an Illinois High School Football Coaches Association (IHSFCA) Class 8A selection, earned a spot on the DuPage County All-Area Team and the Suburban Life All-Area team, MVP of the West Suburban Silver and a first team all-league selection after he recorded 25 receptions for 372 yards and five touchdowns in addition to 3.0 sacks and four interceptions. He also returned punts.
- In 2016, he was part of the team's state semifinal squad. Also earned Illinois High School Football Coaches Association First Team All-State Class 8A honors, DuPage County football All-Area team accolades and All-West Suburban Silver honors after averaging nearly 30 yards on 28 catches and recording seven touchdowns.
- Also played volleyball, basketball and ran track.
- Graduated with a degree in mechanical engineering in 3.5 years.
- His father, Greg, played football at Northwestern and his mother, Stephanie, played volleyball at Northwestern. His brother, Justin, played basketball at William & Mary and North Carolina. His younger brother, Caden, plays basketball at Princeton.



14

ALEC PIERCE

WIDE RECEIVER



ALEC PIERCE'S - NFL REGULAR SEASON STATISTICS

DATE	TEAM	GP	GS	RECEIVING					RUSHING				
				NO.	YDS.	AVG.	LG	TD	NO.	YDS.	AVG.	LG	TD
2022	Colts	16	12	41	593	14.5	47	2	0	0	0.0	0	0
TOTALS		16	12	41	593	14.5	47	2	0	0	0.0	0	0

ALEC PIERCE'S - NFL REGULAR SEASON STATISTICS

DATE	TEAM	KICKOFF RETURNS					PUNT RETURNS					
		RET.	YDS.	AVG.	LG	TD	NO.	FC	YDS.	AVG.	LG	TD
2022	Colts	0	0	0.0	0	0	0	0	0	0.0	0	0
TOTALS		0	0	0.0	0	0	0	0	0	0.0	0	0

SINGLE-GAME HIGHS: RECEIVING

Receptions	8 at Denver Broncos, Oct 06, 2022 4 at Dallas Cowboys, Dec 04, 2022 ...1 more at 4.	Receiving TDs	1 at Dallas Cowboys, Dec 04, 2022 ...1 more at 1.
Receiving Yards	86 at Dallas Cowboys, Dec 04, 2022 81 at Denver Broncos, Oct 06, 2022 80 vs. Tennessee Titans, Oct 02, 2022	All-Purpose Yards	86 at Dallas Cowboys, Dec 04, 2022 81 at Denver Broncos, Oct 06, 2022 80 vs. Tennessee Titans, Oct 02, 2022
Receiving Average	21.7 vs. Washington Commanders, Oct 30, 2022 21.5 at Dallas Cowboys, Dec 04, 2022 20.3 vs. Kansas City Chiefs, Sep 25, 2022	Most TDs	1 at Dallas Cowboys, Dec 04, 2022 ...1 more at 1.
Longest Receptions	47 vs. Washington Commanders, Oct 30, 2022 45 at Dallas Cowboys, Dec 04, 2022 44 vs. Tennessee Titans, Oct 02, 2022		

2022 GAME-BY-GAME REGULAR-SEASON STATISTICS (COLTS)

DATE	OPPONENT	P/S	RECEIVING					RUSHING					W/L/T	SCORE
			NO.	YDS.	AVG.	LG	TD	NO.	YDS.	AVG.	LG	TD		
09/11	at Texans	S	0	0	0.0	0	0	0	0.0	0	0	T	20-20	
09/18	at Jaguars		ON INACTIVE LIST										L	0-24
09/25	Chiefs	P	3	61	20.3	30	0	0	0.0	0	0	W	20-17	
10/02	Titans	S	4	80	20.0	44	0	0	0.0	0	0	L	17-24	
10/06	at Broncos	S	8	81	10.1	17	0	0	0.0	0	0	W	12-9+	
10/16	Jaguars	S	3	49	16.3	32t	1	0	0.0	0	0	W	34-27	
10/23	at Titans	S	3	37	12.3	20	0	0	0.0	0	0	L	10-19	
10/30	Commanders	S	3	65	21.7	47	0	0	0.0	0	0	L	16-17	
11/06	at Patriots	S	1	23	23.0	23	0	0	0.0	0	0	L	3-26	
11/13	at Raiders	P	0	0	0.0	0	0	0	0.0	0	0	W	25-20	
11/20	Eagles	P	3	28	9.3	17	0	0	0.0	0	0	L	16-17	
11/28	Steelers	S	0	0	0.0	0	0	0	0.0	0	0	L	17-24	
12/04	at Cowboys	S	4	86	21.5	45	1	0	0.0	0	0	L	19-54	
12/17	at Vikings	S	0	0	0.0	0	0	0	0.0	0	0	L	36-39+	
12/26	Chargers	S	3	26	8.7	15	0	0	0.0	0	0	L	3-20	
01/01	at Giants	P	3	15	5.0	10	0	0	0.0	0	0	L	10-38	
01/08	Texans	S	3	42	14.0	18	0	0	0.0	0	0	L	31-32	
2022 TOTALS		16-12	41	593	14.5	47	2	0	0	0.0	0	0	4-12-1	

+ - Overtime



@alecpierce



@alecpierce

63 DANNY PINTER

GUARD



DANNY PINTER: SELECTED BY THE COLTS IN THE FIFTH ROUND (149TH OVERALL) OF THE 2020 NFL DRAFT.



6-4 • 301 LBS
NFL EXP: 4
(4TH YEAR WITH THE COLTS)
BORN: 6/19/96



COLLEGE:
BALL STATE

4TH-AND-SHORT

- In his first three seasons, he appeared in 46 games (seven starts). In Week 9 of 2021, he caught a two-yard touchdown pass.
- In Week 12 of 2020 vs. TEN, he made his first career start at center.
- As a senior at Ball State, he earned First Team All-MAC honors at right tackle.
- Started his collegiate career at tight end before moving to tackle.

DOWN THE STRETCH

What is on your bucket list: Catch a marlin, visit every national park

Do you have any pets: I have one dog who is a lab/pit mix.

Do you have a pregame ritual: I stick to the same routine every time.

What is the best advice you've been given: You become what you think about.

Who is your mentor: My parents

Who is your favorite artist: Eric Church

What is your favorite food: Steak

What is your favorite vacation spot: Eagle River, Wisconsin

What is your favorite TV show: "River Monsters"

What is your favorite movie: "The Revenant"

What are your pet peeves: People who don't give full effort.

What is one thing you can't live without: A fishing rod

Who was your favorite athlete growing up: Brian Urlacher

What are your hobbies off the field: Fishing and hiking



@dannypinter75



@dannypinter75

63 DANNY PINTER

GUARD



INDIANA THROUGH AND THROUGH

Pinter has spent his entire life in the great state of Indiana. He grew up in South Bend and attended John Adams High School before accepting his only Division I scholarship offer from Ball State in Muncie, Ind. After a successful career at Ball State and earning First Team All-MAC honors in 2019, Pinter became the first player from South Bend drafted since Charles Swann in 1992. He enjoys playing professionally in the only state he knows. "I mean this state means a lot to me. I've lived here my whole life, I have played football here my whole life. So to have the opportunity to stay here and stay around a bunch of people who helped me get to his point is – really, I can't put it into words. I mean I am so excited."

NFL HIGHLIGHTS

- In three seasons with Indianapolis (2020-22), he has seen action in 46 games (seven starts) on offense and special teams.
- In 2022, he appeared in 17 games (three starts) at right guard and center. He was part of an offensive line that helped Jonathan Taylor rush for 161 yards in Week 1 at Houston.
- Saw action in 16 games (three starts) in 2021. In Week 9 vs. New York Jets, he caught a two-yard touchdown pass in the third quarter and became the first Colts offensive lineman to catch a touchdown pass since Anthony Castonzo in Week 11 of 2014. In Week 13 at Houston, he started at center and helped the offense rush for 238 yards. In Week 15 vs. New England, he contributed to the offense rushing for 226 yards. In Week 16 at Arizona, he started at center and helped Jonathan Taylor rush for over 100 yards.
- In 2020, he appeared in 13 games (one start) on offense and special teams. He made his first career start at center in Week 12 vs. Tennessee. He saw action in one postseason contest.

COLLEGE HIGHLIGHTS

- Appeared in 43 games (35 starts) at Ball State (2015-19) while at both right tackle and tight end and was an All-MAC Academic selection four times (2016-19).
- As a senior, he was named an All-MAC first-team selection after he started 12 games at right tackle and was one of two offensive linemen to start every game. Helped the offense rush for more than 200 yards in seven games, including a season-best 374 yards in a win over Toledo. He also earned Ball State's John Magnabosco Award, which is given to the most outstanding player, and the Ball State Dave McLain Leadership Award. He scored a five-yard touchdown on a lateral against Central Michigan.
- In 2018, he switched to offensive tackle and started all 12 games and was the only offensive lineman to start every game at the same position. Against Central Connecticut, he helped the offense rush for a season-high 316 yards. He helped block for a rushing attack that rushed 51 times in a win against Central Michigan.
- As a redshirt sophomore, he saw action in seven games

MR. VERSATILE

Pinter came into his freshman year at Ball State expecting to play tight end all four years. In high school, he tallied 46 receptions for 792 yards at tight end. After redshirting his freshman year in Muncie, he spent two seasons at tight end and totaled nine receptions for 56 yards and one touchdown. His coach came to him to see if he was willing to make the switch to tackle, and Pinter was all for it. He ended up starting all 24 games combined the next two seasons at right tackle while earning All-MAC first-team honors and Ball State's John Magnabosco award, which is given to the most outstanding player, in 2019. He is happy with the switch and knows it helped him get to the NFL. "I mean I love offensive line, it fits me well and it definitely helped me get to this point."

COLLEGE HIGHLIGHTS CONT...

- (six starts) at tight end and recorded six receptions for 46 yards and one touchdown. Received the Ball State Ray Louthen Award, which is given to the most improved player. He suffered a season-ending injury against Central Michigan.
- In 2016, he appeared in 12 games (five starts) and tallied three receptions for 10 yards. Earned his first collegiate start at Indiana.
- Redshirted the 2015 season.

PERSONAL

- Attended John Adams High School in South Bend, Ind. and helped lead the team to an 18-14 record in his career, including the school's winningest season in more than 50 years his sophomore year.
- He was selected a team captain as a senior and was named an Indiana Football Coaches Association All-State selection after he totaled 27 receptions for 492 yards and two touchdowns as well as 66 tackles, 22.0 tackles for loss, 8.0 sacks and three blocked kicks. He also earned the team's MVP award.
- For his career, he totaled 46 receptions for 792 yards as well as 138 tackles, 40.0 tackles for loss and 12.0 sacks.
- Tallied four blocked kicks during his high school career.
- Lettered in basketball as well and helped the team to back-to-back sectional championships.
- As a junior, he earned the basketball team's Most Improved Player.
- Participated in the NFL's My Cause My Cleats initiative and represented the National Fallen Firefighters Foundation (2021-22) and the National Wildlife Federation (2020).
- In 2020, he volunteered in many Colts community initiatives, including four mobile pantry distributions, attending a Marion County Juvenile Detention Center activation event and meeting virtually with patients from Riley Hospital for Children.
- Majored in business administration.
- A native of South Bend, Ind.



@dannypinter75



@dannypinter75

63 DANNY PINTER

GUARD



DANNY PINTER'S - NFL REGULAR SEASON STATISTICS

DATE	TEAM	GP	GS
2020	Colts	13	1
2021	Colts	16	3
2022	Colts	17	3
TOTALS		46	7

DANNY PINTER'S - NFL POSTSEASON STATISTICS

DATE	TEAM	GP	GS
2020	Colts	1	0
TOTALS		1	0

2020 GAME-BY-GAME REGULAR-SEASON STATISTICS (COLTS)

DATE	OPPONENT	P/S	W/L	SCORE
09/13	at Jaguars	P	L	20-27
09/20	Vikings	P	W	28-11
09/27	Jets	P	W	36-7
10/04	at Bears	P	W	19-11
10/11	at Browns		L	23-32
10/18	Bengals		W	31-27
11/01	at Lions		W	41-21
11/08	Ravens	P	L	10-24
11/12	at Titans	P	W	34-17
11/22	Packers	P	W	34-31+
11/29	Titans	S	L	26-45
12/06	at Texans	P	W	26-20
12/13	at Raiders	P	W	44-27
12/20	Texans	P	W	27-20
12/27	at Steelers	P	L	24-28
01/03	Jaguars	P	W	28-14
2020 TOTALS		13-1	11-5	

+ - Overtime

2021 GAME-BY-GAME REGULAR-SEASON STATISTICS (COLTS)

DATE	OPPONENT	P/S	W/L	SCORE
09/12	Seahawks		L	16-28
09/19	Rams	P	L	24-27
09/26	at Titans	P	L	16-25
10/03	at Dolphins	P	W	27-17
10/11	at Ravens	P	L	25-31+
10/17	Texans	P	W	31-3
10/24	at 49ers	P	W	30-18
10/31	Titans	P	L	31-34+
11/04	Jets	P	W	45-30
11/14	Jaguars	P	W	23-17
11/21	at Bills	P	W	41-15
11/28	Buccaneers	P	L	31-38
12/05	at Texans	S	W	31-0
12/18	Patriots	S	W	27-17
12/25	at Cardinals	S	W	22-16
01/02	Raiders	P	L	20-23
01/09	at Jaguars	P	L	11-26
2021 TOTALS		16-3	9-8	

+ - Overtime



@dannypinter75



@dannypinter75



2022 GAME-BY-GAME REGULAR-SEASON STATISTICS (COLTS)

DATE	OPPONENT	P/S	W/L/T	SCORE
09/11	at Texans	S	T	20-20
09/18	at Jaguars	S	L	0-24
09/25	Chiefs	S	W	20-17
10/02	Titans	P	L	17-24
10/06	at Broncos	P	W	12-9+
10/16	Jaguars	P	W	34-27
10/23	at Titans	P	L	10-19
10/30	Commanders	P	L	16-17
11/06	at Patriots	P	L	3-26
11/13	at Raiders	P	W	25-20
11/20	Eagles	P	L	16-17
11/28	Steelers	P	L	17-24
12/04	at Cowboys	P	L	19-54
12/17	at Vikings	P	L	36-39+
12/26	Chargers	P	L	3-20
01/01	at Giants	P	L	10-38
01/08	Texans	P	L	31-32
2022 TOTALS		17-3	4-12-1	

+ - Overtime

2020 GAME-BY-GAME POSTSEASON STATISTICS (COLTS)

DATE	OPPONENT	P/S	W/L	SCORE
01/09	at Bills	P	L	24-27
2020 TOTALS		1-0	0-1	



11

MICHAEL PITTMAN JR.

WIDE RECEIVER



MICHAEL PITTMAN JR.: SELECTED BY THE COLTS IN THE SECOND ROUND (34TH OVERALL) OF THE 2020 NFL DRAFT.

6-4 • 223 LBS

NFL EXP: 4

(4TH YEAR WITH THE COLTS)

BORN: 10/5/97



**COLLEGE:
USC**

4TH-AND-SHORT

- In his first three seasons, he tallied 227 receptions for 2,510 yards and 11 touchdowns in 46 games (41 starts).
- In the 2020 AFC Wild Card matchup at Buffalo, he had 90 receiving yards, which were the second-most receiving yards by a Colts player in a playoff game in franchise history.
- His father, Michael, played 11 seasons in the NFL with the Cardinals (1998-2001), Buccaneers (2002-07) and Broncos (2008). He won Super Bowl XXXVII with the Buccaneers.
- Has over 440,000 subscribers and over 100 videos posted on his YouTube channel.

DOWN THE STRETCH

Do you have any pets: I have two cats and one dog.

Do you have any nicknames: Pitt

What is the best advice you've been given: Never be disadvantaged by giving your best effort.

Who is your mentor: My father and coaches

What is your favorite food: Spaghetti

What is your favorite vacation spot: Costa Rica

What is your favorite TV show: "Game of Thrones"

What is your favorite movie: "Lion King"

What are your pet peeves: Driving slow and walking slow

Do you have any hidden talents: Fishing

Who was your favorite athlete growing up: Kobe Bryant

Who was your favorite athlete growing up: Fishing and traveling




@MikePitt_Jr

@michael_pittman_jr



A FAMILY BUSINESS

Pittman Jr. had a front-row seat to what it takes to make it to the NFL. His father, Michael Pittman Sr., played in the NFL for the Cardinals, Buccaneers and Broncos for a combined 11 seasons and accumulated 5,627 rushing yards and 3,512 receiving yards. He also won Super Bowl XXXVII with the Bucs. Pittman Jr. leaned on his dad for advice throughout his journey to the NFL. "It's just awesome to have him because he's pretty much coached me up my whole life about the NFL, dealing with coaches, locker-room life and basically teaching me to be a football player throughout my whole life," Pittman Jr. said. His dad also always knew he would be a wide receiver. "He predicted that I was going to be a receiver because when I was in high school I played linebacker, I played safety and I played running back. So not until my junior year of high school is when I really started playing wideout. Then my freshman year when I was struggling, he told me that one day that I was going to be one of the top wideouts and I ended up being a finalist for the Biletnikoff."



A YOUTUBE HOBBY

Off the field, Pittman Jr. enjoys creating content for his YouTube channel. He and his wife Kianna, document everything from his path to the draft, pranks with his family as well as moves and endorsement signings. Their account, 'Michael and Kianna' has over 440,000 subscribers and over 100 videos posted.

NFL HIGHLIGHTS

- In three seasons with Indianapolis (2020-22), he has appeared in 46 games (41 starts) and has tallied 227 receptions for 2,510 yards and 11 touchdowns as well as 11 carries for 100 yards. Has started one postseason contest and had five receptions for 90 yards.
- In 2022, he started 16 games and recorded 99 receptions for 925 yards and four touchdowns as well as three carries for 30 yards. In Week 1 against Houston, he became the first Colts player to hit at least 100 receiving yards in Week 1 since Reggie Wayne (135) in 2012. In Week 6 vs. Jacksonville, he led the team in receiving with a single-game career-high 13 receptions for 134 yards. It marked his fifth career 100-yard receiving game. In a Colts player's first 35 games, he ranks second all-time in 100-yard receiving

NFL HIGHLIGHTS CONT...

games, trailing only T.Y. Hilton (11). He tallied the most receptions by a Colts player in a single game since Reggie Wayne in Week 5 of 2012 vs. Green Bay (13). In Week 11 vs. Philadelphia, he led the team in receiving with six receptions for 75 yards. In Week 12 vs. Pittsburgh, he recorded seven receptions for 61 yards and one touchdown. In Week 17 at New York, he recorded a team-high six receptions for 41 yards and one touchdown.

- Started all 17 games in 2021 and compiled 88 receptions for 1,082 yards and six touchdowns. He also added five carries for 44 yards. Pittman Jr. became just the 10th player in team history to register 1,000 receiving yards in a single season. In Week 2 vs. the Los Angeles Rams, he recorded then-single-game career highs in receptions (eight) and receiving yards (123). His 123 receiving yards were the most by an Indianapolis wide receiver since T.Y. Hilton (138) against the New York Giants in Week 16 of 2018. In Week 5 at Baltimore, he compiled six receptions for 89 yards and one touchdown. He registered four consecutive games with at least six receptions. In Week 7 at San Francisco, he led the team in receiving with four receptions for 105 yards and one touchdown. He had the most receiving yards by a Colt through the first seven games of a season since Hilton in 2017. In Week 8 vs. Tennessee, he tallied then-single-game career highs in receptions (10) and receiving touchdowns (two) while accumulating 86 yards. He became the first Indianapolis wide receiver with two receiving touchdowns in the first quarter since Brandon Stokley on Thanksgiving in 2004 at Detroit (per NFL Research). In Week 17 vs. Las Vegas, he led the team in receiving with six receptions for 47 yards. He reached 1,000 receiving yards for the season. It marked his first career 1,000-yard receiving season. Pittman Jr. joined Hilton as the only players in team history to register 1,000 receiving yards in their second season. It marked the first time Indianapolis has had a 1,000-yard rusher (Jonathan Taylor) and 1,000-yard receiver in the same season since 2016 (Frank Gore, T.Y. Hilton).
- In 2020, he competed in 13 games (eight starts) and tallied 40 receptions for 503 yards and one touchdown as well as three carries for 26 yards. In Week 9 vs. Baltimore, he registered four receptions for a game-high 56 yards. In Week 10 at Tennessee, he recorded then-career-highs in receptions (seven) and receiving yards (101). He became the first Colts' rookie to have 100 receiving yards in a single game since Donte Moncrief in 2014. In Week 11 vs. Green Bay, he led the team in receiving for the second consecutive week with three receptions for 66 yards and his first-career touchdown. He recorded at least 55 receiving yards in three consecutive games and became only the fifth Colts rookie to log 55-plus receiving yards in three consecutive games (Edgerrin James, Marvin Harrison, Andre Rison and Bill Brooks, who did it twice). Started one postseason contest and had five receptions for 90 yards. His 90 yards were the second-most receiving yards by a Colts player in a playoff game in franchise history.



COLLEGE HIGHLIGHTS

- Appeared in 48 games (30 starts) at USC (2016-19) and tallied 171 receptions for 2,519 yards (14.7 avg.) and 19 touchdowns. He had nine 100-yard receiving games in his career and his 171 career receptions rank 12th in school history.
- In 2019, he was a team captain and started all 13 games and totaled 101 receptions for 1,275 yards (12.6 avg.) and 11 touchdowns. He ranked near the top of the nation per game in receptions (fifth), receiving yards (15th) and receiving touchdowns (19th). Among Pac-12 receivers, he ranked in the top three in receptions (first), receiving yards (third) and receiving touchdowns (second). He made the 2019 Associated Press All-America second-team, Football Coaches All-America second-team, Walter Camp All-America second-team and Phil Steele All-America second-team. He was awarded the 2019 Pop Warner College Football Award, which is given to a senior who made an impact on the field, classroom and community. Was a finalist for the Biletnikoff Award and for the Witten Award. Named the team's MVP and also won USC's Community Service Award and Lifters Award. Against Utah, he tallied 10 receptions for a career-high 232 yards and one touchdown. It was the fifth-most receiving yards in a game by a Trojan in school history.
- As a junior, he earned All-Pac-12 honorable mention honors after he recorded 41 receptions for 758 yards (18.5 avg.) and six touchdowns. Also was named to the Phil Steele All-Pac-12 second-team. His yards per reception ranked first in the Pac-12 and ranked 19th nationally and he earned USC's Offensive Perimeter Player of the Year Award.
- In 2017, he saw action in 11 games (six starts) and accumulated 23 receptions for 404 yards (17.6 avg.) and two touchdowns. He also added six tackles, one blocked punt and two punt returns for 89 yards and one touchdown. Named a First Team All-Pac-12 selection as a special teams player and was selected as USC's Co-Special Teams Player of the Year. Against UCLA, he returned a punt for a 72-yard touchdown and went on to win Pac-12 Special Teams Player of the Week.
- As a true freshman, he appeared in 13 games on offense and special teams and totaled six receptions for 82 yards (13.7). He also tallied two punt returns for 63 yards (31.5 avg.) and four kickoff returns for 31 yards (7.8 avg.). On special teams, he added seven tackles, one forced fumble and a blocked punt.

PERSONAL

- Attended Oaks Christian High School in Westlake Village, Calif. and was named a 2015 Parade First Team All-America and *USA Today's* All-California Offensive Player of the Year.
- As a senior, he played both wide receiver and safety and totaled 81 receptions for 1,990 yards and 24 touchdowns as well as 31 tackles and an interception. Also added 17 kickoff returns for 477 yards and one touchdown.
- As a junior, he was named a Cal-Hi Sports All-State Junior second-team choice, *Los Angeles Daily News* All-Area first-team selection and All-Marmonte League Co-Receiver of the Year after recording 47 receptions for 914 yards and 12 touchdowns.
- His father, Michael, played 11 seasons in the NFL with the Cardinals (1998-2001), Buccaneers (2002-07) and Broncos (2008). He won Super Bowl XXXVII with the Buccaneers.
- His brother, Mycah, is a wide receiver at Florida State. Mycah previously played at the University of Oregon (2019-21). The duo played each other on Nov. 2, 2019 when USC hosted Oregon. Michael (eight receptions for 37 yards) and Mycah (three receptions for 36 yards) each registered a receiving touchdown as the Ducks won, 56-24.
- He was also recruited as a safety and linebacker.
- Participated in the NFL's My Cause My Cleats initiative and represented the National Stuttering Association (2020).
- In 2020, he met with kids virtually from Riley Hospital for Children.
- Majored in sociology at USC.
- Him and his wife, Kianna, have a daughter, Mila, and son, Michael Pittman III.
- A native of Woodland Hills, Calif.



11

MICHAEL PITTMAN JR.

WIDE RECEIVER



MICHAEL PITTMAN JR.'S - NFL REGULAR SEASON STATISTICS

DATE	TEAM	GP	GS	RECEIVING					RUSHING				
				NO.	YDS.	AVG.	LG	TD	NO.	YDS.	AVG.	LG	TD
2020	Colts	13	8	40	503	12.6	45t	1	3	26	8.7	21	0
2021	Colts	17	17	88	1,082	12.3	57	6	5	44	8.8	25	0
2022	Colts	16	16	99	925	9.3	28	4	3	30	10.0	19	0
TOTALS		46	41	227	2,510	11.1	57	11	11	100	9.1	25	0

MICHAEL PITTMAN JR.'S - NFL POSTSEASON STATISTICS

DATE	TEAM	GP	GS	RECEIVING					RUSHING				
				NO.	YDS.	AVG.	LG	TD	NO.	YDS.	AVG.	LG	TD
2020	Colts	1	1	5	90	18.0	32	0	1	11	11.0	11	0
TOTALS		1	1	5	90	18.0	32	0	1	11	11.0	11	0

MICHAEL PITTMAN JR.'S - NFL REGULAR SEASON STATISTICS

DATE	TEAM	KICKOFF RETURNS					PUNT RETURNS					
		RET.	YDS.	AVG.	LG	TD	NO.	FC	YDS.	AVG.	LG	TD
2020	Colts	0	0	0.0	0	0	0	0	0	0.0	0	0
2021	Colts	0	0	0.0	0	0	0	0	0	0.0	0	0
2022	Colts	0	0	0.0	0	0	0	0	0	0.0	0	0
TOTALS		0	0	0.0	0	0	0	0	0	0.0	0	0

MICHAEL PITTMAN JR.'S - NFL POSTSEASON STATISTICS

DATE	TEAM	KICKOFF RETURNS					PUNT RETURNS					
		RET.	YDS.	AVG.	LG	TD	NO.	FC	YDS.	AVG.	LG	TD
2020	Colts	0	0	0.0	0	0	0	0	0	0.0	0	0
TOTALS		0	0	0.0	0	0	0	0	0	0.0	0	0

SINGLE-GAME HIGHS: RUSHING/RECEIVING

Rush Attempts	2 at Minnesota Vikings, Dec 17, 2022 ...1 more at 2.
Rushing Yards	33 at Houston Texans, Dec 05, 2021 30 at Minnesota Vikings, Dec 17, 2022 21 at Tennessee Titans, Nov 12, 2020
Longest Runs	25 at Houston Texans, Dec 05, 2021 21 at Tennessee Titans, Nov 12, 2020 19 at Minnesota Vikings, Dec 17, 2022
Receptions	13 vs. Jacksonville Jaguars, Oct 16, 2022 10 at Minnesota Vikings, Dec 17, 2022 ...1 more at 10.
Receiving Yards	134 vs. Jacksonville Jaguars, Oct 16, 2022 123 vs. Los Angeles Rams, Sep 19, 2021 121 at Houston Texans, Sep 11, 2022
Receiving Average	26.3 at San Francisco 49ers, Oct 24, 2021 22.0 vs. Green Bay Packers, Nov 22, 2020 15.4 vs. Los Angeles Rams, Sep 19, 2021

Longest Receptions	57 at San Francisco 49ers, Oct 24, 2021 45t vs. Green Bay Packers, Nov 22, 2020 42t at Baltimore Ravens, Oct 11, 2021 ...1 more at 42.
Receiving TDs	2 vs. Tennessee Titans, Oct 31, 2021 1 vs. Houston Texans, Jan 08, 2023 ...8 more at 1.
All-Purpose Yards	134 vs. Jacksonville Jaguars, Oct 16, 2022 123 vs. Los Angeles Rams, Sep 19, 2021 122 at Tennessee Titans, Nov 12, 2020
Most TDs	2 vs. Tennessee Titans, Oct 31, 2021 1 vs. Houston Texans, Jan 08, 2023 ...8 more at 1.
Miscellaneous Tackles	1 vs. Tampa Bay Buccaneers, Nov 28, 2021 ...1 more at 1.

SINGLE-GAME HIGHS - POSTSEASON: RUSHING/RECEIVING

Rush Attempts	1 at Buffalo Bills, Jan 09, 2021
Rushing Yards	11 at Buffalo Bills, Jan 09, 2021
Longest Runs	11 at Buffalo Bills, Jan 09, 2021
Receptions	5 at Buffalo Bills, Jan 09, 2021

Receiving Yards	90 at Buffalo Bills, Jan 09, 2021
Receiving Average	18.0 at Buffalo Bills, Jan 09, 2021
Longest Receptions	32 at Buffalo Bills, Jan 09, 2021 31 at Buffalo Bills, Jan 09, 2021 22 at Buffalo Bills, Jan 09, 2021
All-Purpose Yards	101 at Buffalo Bills, Jan 09, 2021



@MikePitt_Jr



@michael_pittman_jr

11

MICHAEL PITTMAN JR.

WIDE RECEIVER



100-YARD RECEIVING GAMES (5): REGULAR SEASON

DATE	TEAM	NO.	YDS.	AVG.	LG	TD
11/12/20	at Titans	7	101	14.4	40	0
09/19/21	RAMS	8	123	15.4	42	0
10/24/21	at 49ers	4	105	26.3	57	1
09/11/22	at Texans	9	121	13.4	28	1
10/16/22	JAGUARS	13	134	10.3	20	0

2020 GAME-BY-GAME REGULAR-SEASON STATISTICS (COLTS)

DATE	OPPONENT	P/S	RECEIVING					RUSHING					W/L	SCORE
			NO.	YDS.	AVG.	LG	TD	NO.	YDS.	AVG.	LG	TD		
09/13	at Jaguars	P	2	10	5.0	5	0	0	0	0.0	0	0	L	20-27
09/20	Vikings	P	4	37	9.3	16	0	0	0	0.0	0	0	W	28-11
09/27	Jets	S	3	26	8.7	13	0	0	0	0.0	0	0	W	36-7
10/04	at Bears												W	19-11
10/11	at Browns												L	23-32
10/18	Bengals												W	31-27
11/01	at Lions	P	1	6	6.0	6	0	0	0	0.0	0	0	W	41-21
11/08	Ravens	S	4	56	14.0	18	0	0	0	0.0	0	0	L	10-24
11/12	at Titans	S	7	101	14.4	40	0	1	21	21.0	21	0	W	34-17
11/22	Packers	S	3	66	22.0	45t	1	0	0	0.0	0	0	W	34-31+
11/29	Titans	S	2	28	14.0	14	0	0	0	0.0	0	0	L	26-45
12/06	at Texans	P	5	46	9.2	13	0	0	0	0.0	0	0	W	26-20
12/13	at Raiders	P	2	42	21.0	23	0	1	3	3.0	3	0	W	44-27
12/20	Texans	S	2	19	9.5	13	0	0	0	0.0	0	0	W	27-20
12/27	at Steelers	S	3	38	12.7	26	0	0	0	0.0	0	0	L	24-28
01/03	Jaguars	S	2	28	14.0	15	0	1	2	2.0	2	0	W	28-14
2020 TOTALS		13-8	40	503	12.6	45T	1	3	26	8.7	21	0	11-5	

+ - Overtime

2021 GAME-BY-GAME REGULAR-SEASON STATISTICS (COLTS)

DATE	OPPONENT	P/S	RECEIVING					RUSHING					W/L	SCORE
			NO.	YDS.	AVG.	LG	TD	NO.	YDS.	AVG.	LG	TD		
09/12	Seahawks	S	3	29	9.7	14	0	0	0	0.0	0	0	L	16-28
09/19	Rams	S	8	123	15.4	42	0	0	0	0.0	0	0	L	24-27
09/26	at Titans	S	6	68	11.3	18	0	1	5	5.0	5	0	L	16-25
10/03	at Dolphins	S	6	59	9.8	20	0	0	0	0.0	0	0	W	27-17
10/11	at Ravens	S	6	89	14.8	42t	1	0	0	0.0	0	0	L	25-31+
10/17	Texans	S	2	35	17.5	18	0	1	3	3.0	3	0	W	31-3
10/24	at 49ers	S	4	105	26.3	57	1	0	0	0.0	0	0	W	30-18
10/31	Titans	S	10	86	8.6	38	2	0	0	0.0	0	0	L	31-34+
11/04	Jets	S	5	64	12.8	19	1	0	0	0.0	0	0	W	45-30
11/14	Jaguars	S	5	71	14.2	27	0	0	0	0.0	0	0	W	23-17
11/21	at Bills	S	2	23	11.5	18	0	0	0	0.0	0	0	W	41-15
11/28	Buccaneers	S	4	53	13.3	23	0	0	0	0.0	0	0	L	31-38
12/05	at Texans	S	6	77	12.8	17	0	2	33	16.5	25	0	W	31-0
12/18	Patriots	S	1	7	7.0	7	0	0	0	0.0	0	0	W	27-17
12/25	at Cardinals	S	8	82	10.3	20	0	1	3	3.0	3	0	W	22-16
01/02	Raiders	S	6	47	7.8	12	0	0	0	0.0	0	0	L	20-23
01/09	at Jaguars	S	6	64	10.7	21	1	0	0	0.0	0	0	L	11-26
2021 TOTALS		17-17	88	1,082	12.3	57	6	5	44	8.8	25	0	9-8	

+ - Overtime



@MikePitt_Jr



@michael_pittman_jr

11**MICHAEL PITTMAN JR.****WIDE RECEIVER****2022 GAME-BY-GAME REGULAR-SEASON STATISTICS (COLTS)**

DATE	OPPONENT	P/S	RECEIVING					RUSHING					W/L/T	SCORE
			NO.	YDS.	AVG.	LG	TD	NO.	YDS.	AVG.	LG	TD		
09/11	at Texans	S	9	121	13.4	28	1	0	0.0	0	0	0	T	20-20
09/18	at Jaguars							ON INACTIVE LIST					L	0-24
09/25	Chiefs	S	8	72	9.0	26	0	0	0.0	0	0	0	W	20-17
10/02	Titans	S	3	31	10.3	14	0	0	0.0	0	0	0	L	17-24
10/06	at Broncos	S	5	59	11.8	19	0	0	0.0	0	0	0	W	12-9+
10/16	Jaguars	S	13	134	10.3	20	0	0	0.0	0	0	0	W	34-27
10/23	at Titans	S	6	58	9.7	14	0	0	0.0	0	0	0	L	10-19
10/30	Commanders	S	7	53	7.6	16	0	0	0.0	0	0	0	L	16-17
11/06	at Patriots	S	3	22	7.3	10	0	0	0.0	0	0	0	L	3-26
11/13	at Raiders	S	7	53	7.6	18	0	0	0.0	0	0	0	W	25-20
11/20	Eagles	S	6	75	12.5	24	0	0	0.0	0	0	0	L	16-17
11/28	Steelers	S	7	61	8.7	28	1	0	0.0	0	0	0	L	17-24
12/04	at Cowboys	S	2	16	8.0	11	0	0	0.0	0	0	0	L	19-54
12/17	at Vikings	S	10	60	6.0	15	0	2	30	15.0	19	0	L	36-39+
12/26	Chargers	S	4	39	9.8	19	0	0	0.0	0	0	0	L	3-20
01/01	at Giants	S	6	41	6.8	15	1	0	0.0	0	0	0	L	10-38
01/08	Texans	S	3	30	10.0	23	1	1	0.0	0	0	0	L	31-32
2022 TOTALS		16-16	99	925	9.3	28	4	3	30	10.0	19	0	4-12-1	

+ - Overtime

2020 GAME-BY-GAME POSTSEASON STATISTICS (COLTS)

DATE	OPPONENT	P/S	RECEIVING				RUSHING				W/L	SCORE		
			NO.	YDS.	AVG.	LG	TD	NO.	YDS.	AVG.			LG	TD
01/09	at Bills	S	5	90	18.0	32	0	1	11	11.0	11	0	L	24-27
2020 TOTALS		1-1	5	90	18.0	32	0	1	11	11.0	11	0	0-1	



@MikePitt_Jr



@michael_pittman_jr

79 BERNHARD RAIMANN

TACKLE
(BERR-nard RY-man)



BERNHARD RAIMANN: SELECTED BY THE COLTS IN THE THIRD ROUND (77TH OVERALL) OF THE 2022 NFL DRAFT.



6-6 • 303 LBS
NFL EXP: 2
(2ND YEAR WITH THE COLTS)
BORN: 9/23/97



COLLEGE:
**CENTRAL
MICHIGAN**

4TH-AND-SHORT

- In his rookie season, he appeared in 16 games (11 starts) at left tackle.
- In 2021, he was named a First Team All-MAC selection.
- Made the transition from tight end to left tackle after the 2019 season.
- First encountered football as a 14-year-old with the American football club Vienna Vikings in Austria.

DOWN THE STRETCH

What is on your bucket list: I want to sky dive.

Do you have any pets: A rabbit and a dog.

What is the best advice you've been given: To always live in the moment.

Who is your favorite artist: I don't really have one specific artist. I like a bunch of different genres.

What is your favorite TV show: "The Walking Dead"

What is your favorite food: Gulasch mit Semmelknödel

What are your hobbies off the field: I enjoy playing other sports like soccer, beach volleyball and skiing. I fish, I love hanging out with family, my wife and friends.



@BernhardRaimann




@bernhard_raimann



TAKING A DIFFERENT ROUTE

Raimann didn't know the game of American football existed until he was 13 years old. He was fascinated by the game and decided he wanted to pursue it. Raimann tried out for the Vienna Vikings as a 14-year-old, which is similar to a local club team. He trained with the team, which has a program similar to what European soccer clubs do with different levels for different age groups. He played wide receiver and learned the game. As a junior in high school, Raimann was a foreign exchange student and spent the year in Delton, Mich. He played tight end and defensive end that season before returning to Austria. He gained enough recognition to receive interest from Central Michigan. After completing a six-month military service obligation in Austria, he returned to Michigan to continue his football career and the rest is history.



NFL HIGHLIGHTS

- He appeared in 16 games (11 starts) in 2022 at left tackle. He made his first career start in Week 5 at Denver. In Week 10 at Las Vegas, he was part of an offensive line that paved the way for the Colts to rush for 207 yards.

COLLEGE HIGHLIGHTS

- Appeared in 44 games (29 starts) at Central Michigan (2018-21) and made 18 starts at left tackle and 11 starts at tight end.
- In 2021, he was named a First Team All-MAC choice after he started all 12 games at left tackle and helped the Central Michigan offense average 32.21 points per game and 179.2 rushing yards per game. Named the MAC Medal of Excellence award winner, which is presented annually to one male and one female student-athlete from each of the MAC schools. The student had to compete in a varsity sport, have at least a 3.5 grade-point average and show athletics excellence, leadership and service.
- Started all six games at left tackle in 2020 and helped pave the way for an offense that averaged 218.2 rushing yards per game. Named to Phil Steele's All-MAC Fourth Team and garnered Academic All-MAC accolades.
- In 2019, he saw action in 14 games (seven starts) at tight end and compiled 10 receptions for 76 yards. Named an Academic All-MAC selection. In a win against Toledo, he tallied a single-season career-high 21-yard reception.

COLLEGE HIGHLIGHTS CONT...

- Competed in 12 games (four starts) in 2018 and registered 10 receptions for 88 yards. Recorded single-game career highs in receptions (three) and receiving yards (26) against Kansas.

PERSONAL

- Played one season of football at Delton Kellogg (Mich.) High School as a foreign exchange student his junior year before returning to Austria.
- Competed at wide receiver in high school and helped his team reach the postseason for the first time since 2001.
- Also lettered in wrestling and track at Delton Kellogg.
- Received offers from Eastern Michigan and Central Michigan after one season of high school football.
- Competed in the 2022 Senior Bowl.
- His host father, Rollie Ferris, played offensive line at Central Michigan (1995-97). Rollie's son, Tyden, will be entering his redshirt senior season in 2022 as a starting guard for the Chippewas.
- After his high school graduation, he had to complete a six-month military service obligation in Austria and officially grayshirted the 2017 season.
- First encountered football as a 14-year-old with the American football club Vienna Vikings in Austria. Began career as a wide receiver, participated on the U19 national team and won the Austrian Bowl in his last year.
- Graduated with a double major in actuarial science and statistics.
- Has gained nearly 90 pounds since he arrived in the U.S.
- First name is pronounced BERR-nard.
- Last name is pronounced RY-man.
- A native of Steinbrunn, Austria.



79

BERNHARD RAIMANN

TACKLE

(BERR-nard RY-man)



BERNHARD RAIMANN'S - NFL REGULAR SEASON STATISTICS

DATE	TEAM	GP	GS
2022	Colts	16	11
TOTALS		16	11

2022 GAME-BY-GAME REGULAR-SEASON STATISTICS (COLTS)

DATE	OPPONENT	P/S	W/L/T	SCORE
09/11	at Texans	P	T	20-20
09/18	at Jaguars	P	L	0-24
09/25	Chiefs		W	20-17
10/02	Titans	P	L	17-24
10/06	at Broncos	S	W	12-9+
10/16	Jaguars	S	W	34-27
10/23	at Titans	P	L	10-19
10/30	Commanders	P	L	16-17
11/06	at Patriots	S	L	3-26
11/13	at Raiders	S	W	25-20
11/20	Eagles	S	L	16-17
11/28	Steelers	S	L	17-24
12/04	at Cowboys	S	L	19-54
12/17	at Vikings	S	L	36-39+
12/26	Chargers	S	L	3-20
01/01	at Giants	S	L	10-38
01/08	Texans	S	L	31-32
2022 TOTALS		16-11	4-12-1	

+ - Overtime



@BernhardRaimann



@bernhard_raimann

46 LUKE RHODES

LONG SNAPPER

AP 2ND TEAM '20 AP 1ST TEAM '21 OCEAN STATE FOOTBALL '21



LUKE RHODES: ORIGINALLY SIGNED TO THE COLTS PRACTICE SQUAD ON OCTOBER 5, 2016.

6-2 • 238 LBS
NFL EXP: 7
(8TH YEAR WITH THE COLTS)
BORN: 12/2/92



COLLEGE:
WILLIAM & MARY

4TH-AND-SHORT

- 2x Associated Press All-Pro selection (2021, First Team; 2020, Second Team).
- 1x Pro Bowl selection (2021).
- In his first seven seasons, he recorded 11 special teams stops in 101 games.
- Started his NFL career as a linebacker before switching to long snapper after the 2016 season.

DOWN THE STRETCH

Favorite team and/or athlete outside of football: Pittsburgh Penguins

Favorite musician and/or song: Eminem or Chainsmokers

Hobbies outside of football: Skiing

What is something interesting about you that most people may not know: I was adopted

Favorite vacation spot: Bethany Beach, Del.

Favorite movie: "The Day After Tomorrow"

What's the one thing you couldn't live without: Family

Do you have any pets: I have a Pit Bull named Harper.

What is your pregame ritual: I wouldn't say a ritual, but more of just relaxing, listening to music and joking around. Try to stay calm and not get too tight.

Who is your inspiration: I would say my dad. He played college football as a guard at Navy and was in the military for a long time and he got sick and fought through it and is still living today so he is definitely most of my inspiration.



@L_RHODES50



@L_RHODES50

46 LUKE RHODES

LONG SNAPPER

AP 2ND TEAM '20
AP 1ST TEAM '21
OFCY 2021



SECOND TEAM ALL-PRO

In 2020 and 2021, Rhodes earned Associated Press All-Pro accolades (2020, Second Team; 2021, First Team) after he handled long snapping duties. In 2020, Rhodes and safety George Odum became the first Indianapolis special teams players to earn All-Pro recognition since 2014 when kicker Adam Vinatieri and punter Pat McAfee were each named First Team All-Pro. Wide receiver Ashton Dulin joined Rhodes in 2021 as All-Pro selections.




CONVERTING TO LONG SNAPPER

In 2016, Rhodes competed as a linebacker, mainly on special teams. The following season, the Colts moved Rhodes to long snapper. Transitioning to a new position can be challenging and he was certainly welcomed to the position during the team's first preseason game where Indianapolis was punting out of its own end zone. Rhodes successfully made the adjustment and assisted kicker Adam Vinatieri and punter Rigoberto Sanchez to impactful campaigns in 2017. He snapped for Vinatieri to convert 29-of-34 field goals (85.3) and 22-of-24 extra points for 109 points on the season. Sanchez totaled 84 punts for 3,764 yards, a 44.8 average, a 42.6 net average and 28 kicks pinned inside the 20-yard line. He was named to the 2017 PFWA All-Rookie team, set franchise rookie records for total punts and punt yards and set the NFL record for net punting average by a rookie punter.



FAMILY INSPIRATION

Rhodes has been inspired by his father, Doug Rhodes, who battled brain cancer. "They gave my dad six weeks to live, and we're over a decade now. Pretty powerful." Rhodes helped raise awareness for the disease by participating in the My Cause My Cleats during both the 2017 and 2018 seasons. He wore green and orange cleats to support the National Brain Tumor Society.



NFL HIGHLIGHTS

- In seven seasons with the Colts, has competed in 101 career games as both a linebacker and long snapper and has recorded 11 special teams tackles. Has appeared in three postseason contests.
- In 2022, he saw action in 17 games and compiled three special teams stops.
- Selected as an Associated Press First Team All-Pro and was named to the Pro Bowl after he saw action in 16 games on special teams in 2021.
- In 2020, he earned Associated Press Second Team All-Pro honors after he played in all 16 games on special teams and had three tackles. Competed in one postseason contest.
- Appeared in all 16 games in 2019 and had one special teams tackle.
- In 2018, he appeared on special teams in all 16 games and had four special teams stops. Appeared in two postseason games on special teams. He snapped for Adam Vinatieri in Week 8 at Oakland when Vinatieri broke the record for most points scored in NFL history.
- Made the switch from linebacker to long snapper in 2017 and competed in all 16 games.
- Played in four games in 2016 at linebacker.

46 LUKE RHODES

LONG SNAPPER



COLLEGE HIGHLIGHTS

- Started 45-of-47 games played at William & Mary, finishing with 341 tackles (172 solo), 20.0 tackles for loss, 5.5 sacks, 19 passes defended, one interception, six forced fumbles and two fumble recoveries.
- Was a three-time First Team All-Colonial Athletic Association selection, while earning Virginia Sports Information Directors All-State honors all three seasons.
- Started all 12 games he played in as a senior in 2015, totaling 78 tackles (44 solo), 5.5 tackles for loss, four passes defended, two forced fumbles and one fumble recovery.
- Selected as the only Football Championship Series player named to the Butkus Award Watch list and was invited to participate in the NFLPA Collegiate Bowl.
- As a junior in 2014, started all 12 games played, compiling 93 tackles (55 solo), 7.5 tackles for loss, a career-high 4.0 sacks, five passes defended, one forced fumble and one fumble recovery.
- Earned the team's John A. Stewart Winter Warrior Award for his work on the field and in the offseason training program.
- Started all 12 games played as a sophomore in 2013, registering a career-high 98 tackles (42 solo), 3.0 tackles for loss, 1.5 sacks, seven passes defended, two forced fumbles and one interception.
- Appeared in 11 games (nine starts) as a redshirt freshman in 2012, posting 72 tackles (31 solo), 4.0 tackles for loss, three passes defended and one forced fumble.
- Named to the Jerry Rice Award Watch List, awarded to the most outstanding freshman player in the FCS.
- Selected as the William & Mary Quarterback Club Rookie of the Year.

PERSONAL

- Attended Hollidaysburg (Pa.) Area High School where he was a four-year letterman and graduated holding school records for touchdowns and points scored.
- Was selected to the Pennsylvania Sports Writers Class 3A All-State second-team in 2009 and 2010.
- Earned All-Keystone Conference honors as a linebacker in 2010 and was an All-Mountain Athletic Conference selection as a junior and sophomore.
- Was a four-year letterman on the basketball team.
- Participated in the NFL's My Cause My Cleats initiative and represented Damar (2022), Children of Fallen Patriots (2021), the Children's Bureau (2019) and the National Brain Tumor Society (2017-18).
- Spent time at a local high school and veteran's hospital as part of the team's Salute to Service initiative in 2016.
- Fitted students for new shoes and hats as part of the team's 2016 Cold Feet Warm Shoes event.
- Visited Riley Hospital during the holidays in 2016 and sang carols and distributed gifts to patients.
- Was a member of Sigma Mu Sigma and majored in kinesiology with a minor in public health.
- Married to his wife, Hannah, and they have a son, Judge.
- A native of Hollidaysburg, Pa.

ADDITIONAL TRANSACTIONS

- Signed to the Colts active roster from the practice squad on December 7, 2016.
- Signed to the Indianapolis practice squad on October 5, 2016.
- Waived by the Tampa Bay Buccaneers on September 3, 2016.
- Signed by the Buccaneers as an undrafted free agent on May 2, 2016.



@L_RHODES50



@L_RHODES50

46 LUKE RHODES

LONG SNAPPER



LUKE RHODES' - NFL REGULAR SEASON STATISTICS

DATE	TEAM	GP	GS	TACKLES							INTERCEPTIONS					FUMBLES				ST				MISC															
				TK	S	A	TFL	YDS	SK	YDS	QBH	NO	YDS	LG	TD	PD	FF	FR	TD	YDS	TK	S	A	FF	FR	S	A												
2016	Colts	4	0	0	0	0	0	0	0	0	0	0	0	0	0	0	0	0	0	0	0	0	0	0	0	0	0	0	0	0	0	0	0	0	0	0	0	0	0
2017	Colts	16	0	0	0	0	0	0	0	0	0	0	0	0	0	0	0	0	0	0	0	0	0	0	0	0	0	0	0	0	0	0	0	0	0	0	0	0	0
2018	Colts	16	0	0	0	0	0	0	0	0	0	0	0	0	0	0	0	0	0	0	0	0	0	0	0	0	0	0	0	0	0	0	0	0	0	0	0	0	0
2019	Colts	16	0	0	0	0	0	0	0	0	0	0	0	0	0	0	0	0	0	0	0	0	0	0	0	0	0	0	0	0	0	0	0	0	0	0	0	0	0
2020	Colts	16	0	0	0	0	0	0	0	0	0	0	0	0	0	0	0	0	0	0	0	0	0	0	0	0	0	0	0	0	0	0	0	0	0	0	0	0	0
2021	Colts	16	0	0	0	0	0	0	0	0	0	0	0	0	0	0	0	0	0	0	0	0	0	0	0	0	0	0	0	0	0	0	0	0	0	0	0	0	0
2022	Colts	17	0	0	0	0	0	0	0	0	0	0	0	0	0	0	0	0	0	0	0	0	0	0	0	0	0	0	0	0	0	0	0	0	0	0	0	0	0
TOTALS		101	0	0	0	0	0	0	0	0.0	0.0	0	0	0	0	0	0	0	0	0	0	0	0	0	0	0	0	0	0	0	0	0	0	0	0	0	0	0	0

LUKE RHODES' - NFL POSTSEASON STATISTICS

DATE	TEAM	GP	GS	TACKLES							INTERCEPTIONS					FUMBLES				ST				MISC																
				TK	S	A	TFL	YDS	SK	YDS	QBH	NO	YDS	LG	TD	PD	FF	FR	TD	YDS	TK	S	A	FF	FR	S	A													
2018	Colts	2	0	0	0	0	0	0	0	0	0.0	0.0	0	0	0	0	0	0	0	0	0	0	0	0	0	0	0	0	0	0	0	0	0	0	0	0	0	0	0	
2020	Colts	1	0	0	0	0	0	0	0	0	0.0	0.0	0	0	0	0	0	0	0	0	0	0	0	0	0	0	0	0	0	0	0	0	0	0	0	0	0	0	0	0
TOTALS		3	0	0	0	0	0	0	0	0.0	0.0	0	0	0	0	0	0	0	0	0	0	0	0	0	0	0	0	0	0	0	0	0	0	0	0	0	0	0	0	

SINGLE-GAME HIGHS: DEFENSIVE

Special Teams Tackles

1 at New England Patriots, Nov 06, 2022
 ...9 more at 1.

2016 GAME-BY-GAME REGULAR-SEASON STATISTICS (COLTS)

DATE	OPPONENT	W/L	SCORE
09/11	Lions	L	35-39
09/18	at Broncos	L	20-34
09/25	Chargers	W	26-22
10/09	Bears	W	29-23
10/16	at Texans	L	23-26+
10/23	at Titans	W	34-26
10/30	Chiefs	L	14-30
11/06	at Packers	W	31-26
11/20	Titans	W	24-17
11/24	Steelers	L	7-28
12/05	at Jets	W	41-10
12/11	Texans	L	17-22
12/18	at Vikings	W	34-6
12/24	at Raiders	L	25-33
01/01	Jaguars	W	24-20
2016 TOTALS	4	8-7	

+ - Overtime



@L_RHODES50



@L_RHODES50

46 LUKE RHODES

LONG SNAPPER



2017 GAME-BY-GAME REGULAR-SEASON STATISTICS (COLTS)

DATE	OPPONENT		W/L	SCORE
09/10	at Rams	P	L	9-46
09/17	Cardinals	P	L	13-16+
09/24	Browns	P	W	31-28
10/01	at Seahawks	P	L	18-46
10/08	49ers	P	W	26-23+
10/16	at Titans	P	L	22-36
10/22	Jaguars	P	L	0-27
10/29	at Bengals	P	L	23-24
11/05	at Texans	P	W	20-14
11/12	Steelers	P	L	17-20
11/26	Titans	P	L	16-20
12/03	at Jaguars	P	L	10-30
12/10	at Bills	P	L	7-13+
12/14	Broncos	P	L	13-25
12/23	at Ravens	P	L	16-23
12/31	Texans	P	W	22-13
2017 TOTALS	16		4-12	

+ - Overtime

2018 GAME-BY-GAME REGULAR-SEASON STATISTICS (COLTS)

DATE	OPPONENT		W/L	SCORE
09/09	Bengals	P	L	23-34
09/16	at Redskins	P	W	21-9
09/23	at Eagles	P	L	16-20
09/30	Texans	P	L	34-37+
10/04	at Patriots	P	L	24-38
10/14	at Jets	P	L	34-42
10/21	Bills	P	W	37-5
10/28	at Raiders	P	W	42-28
11/11	Jaguars	P	W	29-26
11/18	Titans	P	W	38-10
11/25	Dolphins	P	W	27-24
12/02	at Jaguars	P	L	0-6
12/09	at Texans	P	W	24-21
12/16	Cowboys	P	W	23-0
12/23	Giants	P	W	28-27
12/30	at Titans	P	W	33-17
2018 TOTALS	16		10-6	

+ - Overtime

2019 GAME-BY-GAME REGULAR-SEASON STATISTICS (COLTS)

DATE	OPPONENT		W/L	SCORE
09/08	at Chargers	P	L	24-30+
09/15	at Titans	P	W	19-17
09/22	Falcons	P	W	27-24
09/29	Raiders	P	L	24-31
10/06	at Chiefs	P	W	19-13
10/20	Texans	P	W	30-23
10/27	Broncos	P	W	15-13
11/03	at Steelers	P	L	24-26
11/10	Dolphins	P	L	12-16
11/17	Jaguars	P	W	33-13
11/21	at Texans	P	L	17-20
12/01	Titans	P	L	17-31
12/08	at Buccaneers	P	L	35-38
12/16	at Saints	P	L	7-34
12/22	Panthers	P	W	38-6
12/29	at Jaguars	P	L	20-38
2019 TOTALS	16		7-9	

+ - Overtime



@L_RHODES50



@L_RHODES50

46 LUKE RHODES

LONG SNAPPER



2020 GAME-BY-GAME REGULAR-SEASON STATISTICS (COLTS)

DATE	OPPONENT		W/L	SCORE
09/13	at Jaguars	P	L	20-27
09/20	Vikings	P	W	28-11
09/27	Jets	P	W	36-7
10/04	at Bears	P	W	19-11
10/11	at Browns	P	L	23-32
10/18	Bengals	P	W	31-27
11/01	at Lions	P	W	41-21
11/08	Ravens	P	L	10-24
11/12	at Titans	P	W	34-17
11/22	Packers	P	W	34-31+
11/29	Titans	P	L	26-45
12/06	at Texans	P	W	26-20
12/13	at Raiders	P	W	44-27
12/20	Texans	P	W	27-20
12/27	at Steelers	P	L	24-28
01/03	Jaguars	P	W	28-14
2020 TOTALS	16		11-5	

+ - Overtime

2021 GAME-BY-GAME REGULAR-SEASON STATISTICS (COLTS)

DATE	OPPONENT		W/L	SCORE
09/12	Seahawks	P	L	16-28
09/19	Rams	P	L	24-27
09/26	at Titans	P	L	16-25
10/03	at Dolphins	P	W	27-17
10/11	at Ravens	P	L	25-31+
10/17	Texans	P	W	31-3
10/24	at 49ers	P	W	30-18
10/31	Titans	P	L	31-34+
11/04	Jets	P	W	45-30
11/14	Jaguars	P	W	23-17
11/21	at Bills	P	W	41-15
11/28	Buccaneers	P	L	31-38
12/05	at Texans	P	W	31-0
12/18	Patriots	P	W	27-17
12/25	at Cardinals	P	W	22-16
01/02	Raiders		L	20-23
01/09	at Jaguars	P	L	11-26
2021 TOTALS	16		9-8	

RESERVE/COVID-19

+ - Overtime

2022 GAME-BY-GAME REGULAR-SEASON STATISTICS (COLTS)

DATE	OPPONENT		W/L/T	SCORE
09/11	at Texans	P	T	20-20
09/18	at Jaguars	P	L	0-24
09/25	Chiefs	P	W	20-17
10/02	Titans	P	L	17-24
10/06	at Broncos	P	W	12-9+
10/16	Jaguars	P	W	34-27
10/23	at Titans	P	L	10-19
10/30	Commanders	P	L	16-17
11/06	at Patriots	P	L	3-26
11/13	at Raiders	P	W	25-20
11/20	Eagles	P	L	16-17
11/28	Steelers	P	L	17-24
12/04	at Cowboys	P	L	19-54
12/17	at Vikings	P	L	36-39+
12/26	Chargers	P	L	3-20
01/01	at Giants	P	L	10-38
01/08	Texans	P	L	31-32
2022 TOTALS	17		4-12-1	

+ - Overtime



@L_RHODES50



@L_RHODES50



2018 GAME-BY-GAME POSTSEASON STATISTICS (COLTS)

DATE	OPPONENT		W/L	SCORE
01/05	at Texans	P	W	21-7
01/12	at Chiefs	P	L	13-31
2018 TOTALS	2		1-1	

2020 GAME-BY-GAME POSTSEASON STATISTICS (COLTS)

DATE	OPPONENT		W/L	SCORE
01/09	at Bills	P	L	24-27
2020 TOTALS	1		0-1	

2016 GAME-BY-GAME REGULAR-SEASON STATISTICS (COLTS)

DATE	OPPONENT	P/S	TACKLES							INTERCEPTIONS					FUMBLES				ST				MISC		W/L	SCORE	
			TK	S	A	SK	YDS	TFL	YDS	QBH	NO	YDS	LG	TD	PD	FF	FR	TD	YDS	TK	S	A	FF	FR			S
09/11	Lions																									L	35-39
09/18	at Broncos																									L	20-34
09/25	Chargers																									W	26-22
10/09	Bears																									W	29-23
10/16	at Texans																									L	23-26+
10/23	at Titans																									W	34-26
10/30	Chiefs																									L	14-30
11/06	at Packers																									W	31-26
11/20	Titans																									W	24-17
11/24	Steelers																									L	7-28
12/05	at Jets																									W	41-10
12/11	Texans	P	0	0	0	0.0	0.0	0	0	0	0	0	0	0	0	0	0	0	0	0	0	0	0	0	0	L	17-22
12/18	at Vikings	P	0	0	0	0.0	0.0	0	0	0	0	0	0	0	0	0	0	0	0	0	0	0	0	0	0	W	34-6
12/24	at Raiders	P	0	0	0	0.0	0.0	0	0	0	0	0	0	0	0	0	0	0	0	0	0	0	0	0	0	L	25-33
01/01	Jaguars	P	0	0	0	0.0	0.0	0	0	0	0	0	0	0	0	0	0	0	0	0	0	0	0	0	0	W	24-20
2016 TOTALS	4-0		0	0	0	0.0	0.0	0	0	0	0	0	0	0	0	0	0	0	0	0	0	0	0	0	0	8-7	

+ - Overtime

2017 GAME-BY-GAME REGULAR-SEASON STATISTICS (COLTS)

DATE	OPPONENT	P/S	TACKLES							INTERCEPTIONS					FUMBLES				ST				MISC		W/L	SCORE	
			TK	S	A	SK	YDS	TFL	YDS	QBH	NO	YDS	LG	TD	PD	FF	FR	TD	YDS	TK	S	A	FF	FR			S
09/10	at Rams	P	0	0	0	0.0	0.0	0	0	0	0	0	0	0	0	0	0	0	0	0	0	0	0	0	0	L	9-46
09/17	Cardinals	P	0	0	0	0.0	0.0	0	0	0	0	0	0	0	0	0	0	0	0	0	0	0	0	0	0	L	13-16+
09/24	Browns	P	0	0	0	0.0	0.0	0	0	0	0	0	0	0	0	0	0	0	0	0	0	0	0	0	0	W	31-28
10/01	at Seahawks	P	0	0	0	0.0	0.0	0	0	0	0	0	0	0	0	0	0	0	0	0	0	0	0	0	0	L	18-46
10/08	49ers	P	0	0	0	0.0	0.0	0	0	0	0	0	0	0	0	0	0	0	0	0	0	0	0	0	0	W	26-23+
10/16	at Titans	P	0	0	0	0.0	0.0	0	0	0	0	0	0	0	0	0	0	0	0	0	0	0	0	0	0	L	22-36
10/22	Jaguars	P	0	0	0	0.0	0.0	0	0	0	0	0	0	0	0	0	0	0	0	0	0	0	0	0	0	L	0-27
10/29	at Bengals	P	0	0	0	0.0	0.0	0	0	0	0	0	0	0	0	0	0	0	0	0	0	0	0	0	0	L	23-24
11/05	at Texans	P	0	0	0	0.0	0.0	0	0	0	0	0	0	0	0	0	0	0	0	0	0	0	0	0	0	W	20-14
11/12	Steelers	P	0	0	0	0.0	0.0	0	0	0	0	0	0	0	0	0	0	0	0	0	0	0	0	0	0	L	17-20
11/26	Titans	P	0	0	0	0.0	0.0	0	0	0	0	0	0	0	0	0	0	0	0	0	0	0	0	0	0	L	16-20
12/03	at Jaguars	P	0	0	0	0.0	0.0	0	0	0	0	0	0	0	0	0	0	0	0	0	0	0	0	0	0	L	10-30
12/10	at Bills	P	0	0	0	0.0	0.0	0	0	0	0	0	0	0	0	0	0	0	0	0	0	0	0	0	0	L	7-13+
12/14	Broncos	P	0	0	0	0.0	0.0	0	0	0	0	0	0	0	0	0	0	0	0	0	0	0	0	0	0	L	13-25
12/23	at Ravens	P	0	0	0	0.0	0.0	0	0	0	0	0	0	0	0	0	0	0	0	0	0	0	0	0	0	L	16-23
12/31	Texans	P	0	0	0	0.0	0.0	0	0	0	0	0	0	0	0	0	0	0	0	0	0	0	0	0	0	W	22-13
2017 TOTALS	16-0		0	0	0	0.0	0.0	0	0	0	0	0	0	0	0	0	0	0	0	0	0	0	0	0	0	4-12	

+ - Overtime



46 LUKE RHODES

LONG SNAPPER



2018 GAME-BY-GAME REGULAR-SEASON STATISTICS (COLTS)

DATE	OPPONENT	P/S	TACKLES					INTERCEPTIONS					FUMBLES				ST				MISC		W/L	SCORE			
			TK	S	A	SK	YDS	TFL	YDS	QBH	NO	YDS	LG	TD	PD	FF	FR	TD	YDS	TK	S	A			FF	FR	S
09/09	Bengals	P	0	0	0	0.0	0.0	0	0	0	0	0	0	0	0	0	0	0	0	0	0	0	0	0	0	L	23-34
09/16	at Redskins	P	0	0	0	0.0	0.0	0	0	0	0	0	0	0	0	0	0	0	0	0	0	0	0	0	0	W	21-9
09/23	at Eagles	P	0	0	0	0.0	0.0	0	0	0	0	0	0	0	0	0	0	0	0	0	0	0	0	0	0	L	16-20
09/30	Texans	P	0	0	0	0.0	0.0	0	0	0	0	0	0	0	0	0	0	0	1	1	0	0	0	0	0	L	34-37+
10/04	at Patriots	P	0	0	0	0.0	0.0	0	0	0	0	0	0	0	0	0	0	0	0	0	0	0	0	0	0	L	24-38
10/14	at Jets	P	0	0	0	0.0	0.0	0	0	0	0	0	0	0	0	0	0	0	0	0	0	0	0	0	0	L	34-42
10/21	Bills	P	0	0	0	0.0	0.0	0	0	0	0	0	0	0	0	0	0	0	0	0	0	0	0	0	0	W	37-5
10/28	at Raiders	P	0	0	0	0.0	0.0	0	0	0	0	0	0	0	0	0	0	0	1	1	0	0	0	0	0	W	42-28
11/11	Jaguars	P	0	0	0	0.0	0.0	0	0	0	0	0	0	0	0	0	0	0	0	0	0	0	0	0	0	W	29-26
11/18	Titans	P	0	0	0	0.0	0.0	0	0	0	0	0	0	0	0	0	0	0	0	0	0	0	0	0	0	W	38-10
11/25	Dolphins	P	0	0	0	0.0	0.0	0	0	0	0	0	0	0	0	0	0	0	1	1	0	0	0	0	0	W	27-24
12/02	at Jaguars	P	0	0	0	0.0	0.0	0	0	0	0	0	0	0	0	0	0	0	0	0	0	0	0	0	0	L	0-6
12/09	at Texans	P	0	0	0	0.0	0.0	0	0	0	0	0	0	0	0	0	0	0	1	1	0	0	0	0	0	W	24-21
12/16	Cowboys	P	0	0	0	0.0	0.0	0	0	0	0	0	0	0	0	0	0	0	0	0	0	0	0	0	0	W	23-0
12/23	Giants	P	0	0	0	0.0	0.0	0	0	0	0	0	0	0	0	0	0	0	0	0	0	0	0	0	0	W	28-27
12/30	at Titans	P	0	0	0	0.0	0.0	0	0	0	0	0	0	0	0	0	0	0	0	0	0	0	0	0	0	W	33-17
2018 TOTALS		16-0	0	0	0	0.0	0.0	0	0	0	0	0	0	0	0	0	0	0	4	4	0	0	0	0	0	10-6	

+ - Overtime

2019 GAME-BY-GAME REGULAR-SEASON STATISTICS (COLTS)

DATE	OPPONENT	P/S	TACKLES					INTERCEPTIONS					FUMBLES				ST				MISC		W/L	SCORE			
			TK	S	A	SK	YDS	TFL	YDS	QBH	NO	YDS	LG	TD	PD	FF	FR	TD	YDS	TK	S	A			FF	FR	S
09/08	at Chargers	P	0	0	0	0.0	0.0	0	0	0	0	0	0	0	0	0	0	0	0	0	0	0	0	0	0	L	24-30+
09/15	at Titans	P	0	0	0	0.0	0.0	0	0	0	0	0	0	0	0	0	0	0	0	0	0	0	0	0	0	W	19-17
09/22	Falcons	P	0	0	0	0.0	0.0	0	0	0	0	0	0	0	0	0	0	0	0	0	0	0	0	0	0	W	27-24
09/29	Raiders	P	0	0	0	0.0	0.0	0	0	0	0	0	0	0	0	0	0	0	0	0	0	0	0	0	0	L	24-31
10/06	at Chiefs	P	0	0	0	0.0	0.0	0	0	0	0	0	0	0	0	0	0	0	0	0	0	0	0	0	0	W	19-13
10/20	Texans	P	0	0	0	0.0	0.0	0	0	0	0	0	0	0	0	0	0	0	0	0	0	0	0	0	0	W	30-23
10/27	Broncos	P	0	0	0	0.0	0.0	0	0	0	0	0	0	0	0	0	0	0	1	1	0	0	0	0	0	W	15-13
11/03	at Steelers	P	0	0	0	0.0	0.0	0	0	0	0	0	0	0	0	0	0	0	0	0	0	0	0	0	0	L	24-26
11/10	Dolphins	P	0	0	0	0.0	0.0	0	0	0	0	0	0	0	0	0	0	0	0	0	0	0	0	0	0	L	12-16
11/17	Jaguars	P	0	0	0	0.0	0.0	0	0	0	0	0	0	0	0	0	0	0	0	0	0	0	0	0	0	W	33-13
11/21	at Texans	P	0	0	0	0.0	0.0	0	0	0	0	0	0	0	0	0	0	0	0	0	0	0	0	0	0	L	17-20
12/01	Titans	P	0	0	0	0.0	0.0	0	0	0	0	0	0	0	0	0	0	0	0	0	0	0	0	0	0	L	17-31
12/08	at Buccaneers	P	0	0	0	0.0	0.0	0	0	0	0	0	0	0	0	0	0	0	0	0	0	0	0	0	0	L	35-38
12/16	at Saints	P	0	0	0	0.0	0.0	0	0	0	0	0	0	0	0	0	0	0	0	0	0	0	0	0	0	L	7-34
12/22	Panthers	P	0	0	0	0.0	0.0	0	0	0	0	0	0	0	0	0	0	0	0	0	0	0	0	0	0	W	38-6
12/29	at Jaguars	P	0	0	0	0.0	0.0	0	0	0	0	0	0	0	0	0	0	0	0	0	0	0	0	0	0	L	20-38
2019 TOTALS		16-0	0	0	0	0.0	0.0	0	0	0	0	0	0	0	0	0	0	0	1	1	0	0	0	0	0	7-9	

+ - Overtime

2020 GAME-BY-GAME REGULAR-SEASON STATISTICS (COLTS)

DATE	OPPONENT	P/S	TACKLES					INTERCEPTIONS					FUMBLES				ST				MISC		W/L	SCORE			
			TK	S	A	SK	YDS	TFL	YDS	QBH	NO	YDS	LG	TD	PD	FF	FR	TD	YDS	TK	S	A			FF	FR	S
09/13	at Jaguars	P	0	0	0	0.0	0.0	0	0	0	0	0	0	0	0	0	0	0	0	0	0	0	0	0	0	L	20-27
09/20	Vikings	P	0	0	0	0.0	0.0	0	0	0	0	0	0	0	0	0	0	0	0	0	0	0	0	0	0	W	28-11
09/27	Jets	P	0	0	0	0.0	0.0	0	0	0	0	0	0	0	0	0	0	0	0	0	0	0	0	0	0	W	36-7
10/04	at Bears	P	0	0	0	0.0	0.0	0	0	0	0	0	0	0	0	0	0	0	0	0	0	0	0	0	0	W	19-11
10/11	at Browns	P	0	0	0	0.0	0.0	0	0	0	0	0	0	0	0	0	0	0	0	0	0	0	0	0	0	L	23-32
10/18	Bengals	P	0	0	0	0.0	0.0	0	0	0	0	0	0	0	0	0	0	0	1	1	0	0	0	0	0	W	31-27
11/01	at Lions	P	0	0	0	0.0	0.0	0	0	0	0	0	0	0	0	0	0	0	0	0	0	0	0	0	0	W	41-21
11/08	Ravens	P	0	0	0	0.0	0.0	0	0	0	0	0	0	0	0	0	0	0	1	1	0	0	0	0	0	L	10-24
11/12	at Titans	P	0	0	0	0.0	0.0	0	0	0	0	0	0	0	0	0	0	0	0	0	0	0	0	0	0	W	34-17
11/22	Packers	P	0	0	0	0.0	0.0	0	0	0	0	0	0	0	0	0	0	0	0	0	0	0	0	0	0	W	34-31+
11/29	Titans	P	0	0	0	0.0	0.0	0	0	0	0	0	0	0	0	0	0	0	1	1	0	0	0	0	0	L	26-45
12/06	at Texans	P	0	0	0	0.0	0.0	0	0	0	0	0	0	0	0	0	0	0	0	0	0	0	0	0	0	W	26-20
12/13	at Raiders	P	0	0	0	0.0	0.0	0	0	0	0	0	0	0	0	0	0	0	0	0	0	0	0	0	0	W	44-27
12/20	Texans	P	0	0	0	0.0	0.0	0	0	0	0	0	0	0	0	0	0	0	0	0	0	0	0	0	0	W	27-20
12/27	at Steelers	P	0	0	0	0.0	0.0	0	0	0	0	0	0	0	0	0	0	0	0	0	0	0	0	0	0	L	24-28
01/03	Jaguars	P	0	0	0	0.0	0.0	0	0	0	0	0	0	0	0	0	0	0	0	0	0	0	0	0	0	W	28-14
2020 TOTALS		16-0	0	0	0	0.0	0.0	0	0	0	0	0	0	0	0	0	0	0	3	3	0	0	0	0	0	11-5	

+ - Overtime



@L_RHODES50



@L_RHODES50



2021 GAME-BY-GAME REGULAR-SEASON STATISTICS (COLTS)

DATE	OPPONENT	P/S	TACKLES						INTERCEPTIONS					FUMBLES				ST				MISC		W/L	SCORE		
			TK	S	A	SK	YDS	TFL	YDS	QBH	NO	YDS	LG	TD	PD	FF	FR	TD	YDS	TK	S	A	FF			FR	S
09/12	Seahawks	P	0	0	0	0.0	0.0	0	0	0	0	0	0	0	0	0	0	0	0	0	0	0	0	0	0	L	16-28
09/19	Rams	P	0	0	0	0.0	0.0	0	0	0	0	0	0	0	0	0	0	0	0	0	0	0	0	0	0	L	24-27
09/26	at Titans	P	0	0	0	0.0	0.0	0	0	0	0	0	0	0	0	0	0	0	0	0	0	0	0	0	0	L	16-25
10/03	at Dolphins	P	0	0	0	0.0	0.0	0	0	0	0	0	0	0	0	0	0	0	0	0	0	0	0	0	0	W	27-17
10/11	at Ravens	P	0	0	0	0.0	0.0	0	0	0	0	0	0	0	0	0	0	0	0	0	0	0	0	0	0	L	25-31+
10/17	Texans	P	0	0	0	0.0	0.0	0	0	0	0	0	0	0	0	0	0	0	0	0	0	0	0	0	0	W	31-3
10/24	at 49ers	P	0	0	0	0.0	0.0	0	0	0	0	0	0	0	0	0	0	0	0	0	0	0	0	0	0	W	30-18
10/31	Titans	P	0	0	0	0.0	0.0	0	0	0	0	0	0	0	0	0	0	0	0	0	0	0	0	0	0	L	31-34+
11/04	Jets	P	0	0	0	0.0	0.0	0	0	0	0	0	0	0	0	0	0	0	0	0	0	0	0	0	0	W	45-30
11/14	Jaguars	P	0	0	0	0.0	0.0	0	0	0	0	0	0	0	0	0	0	0	0	0	0	0	0	0	0	W	23-17
11/21	at Bills	P	0	0	0	0.0	0.0	0	0	0	0	0	0	0	0	0	0	0	0	0	0	0	0	0	0	W	41-15
11/28	Buccaneers	P	0	0	0	0.0	0.0	0	0	0	0	0	0	0	0	0	0	0	0	0	0	0	0	0	0	L	31-38
12/05	at Texans	P	0	0	0	0.0	0.0	0	0	0	0	0	0	0	0	0	0	0	0	0	0	0	0	0	0	W	31-0
12/18	Patriots	P	0	0	0	0.0	0.0	0	0	0	0	0	0	0	0	0	0	0	0	0	0	0	0	0	0	W	27-17
12/25	at Cardinals	P	0	0	0	0.0	0.0	0	0	0	0	0	0	0	0	0	0	0	0	0	0	0	0	0	0	W	22-16
01/02	Raiders																									L	20-23
01/09	at Jaguars	P	0	0	0	0.0	0.0	0	0	0	0	0	0	0	0	0	0	0	0	0	0	0	0	0	0	L	11-26
2021 TOTALS			16-0	0	0	0	0.0	0.0	0	0	0	0	0	0	0	0	0	0	0	0	0	0	0	0	0	9-8	

+ - Overtime

2022 GAME-BY-GAME REGULAR-SEASON STATISTICS (COLTS)

DATE	OPPONENT	P/S	TACKLES						INTERCEPTIONS					FUMBLES				ST				MISC		W/L	SCORE			
			TK	S	A	SK	YDS	TFL	YDS	QBH	NO	YDS	LG	TD	PD	FF	FR	TD	YDS	TK	S	A	FF			FR	S	A
09/11	at Texans	P	0	0	0	0.0	0.0	0	0	0	0	0	0	0	0	0	0	0	0	0	0	0	0	0	0	0	T	20-20
09/18	at Jaguars	P	0	0	0	0.0	0.0	0	0	0	0	0	0	0	0	0	0	0	0	0	0	0	0	0	0	0	L	0-24
09/25	Chiefs	P	0	0	0	0.0	0.0	0	0	0	0	0	0	0	0	0	0	0	1	0	1	0	0	0	0	0	W	20-17
10/02	Titans	P	0	0	0	0.0	0.0	0	0	0	0	0	0	0	0	0	0	0	0	0	0	0	0	0	0	0	L	17-24
10/06	at Broncos	P	0	0	0	0.0	0.0	0	0	0	0	0	0	0	0	0	0	0	0	0	0	0	0	0	0	0	W	12-9+
10/16	Jaguars	P	0	0	0	0.0	0.0	0	0	0	0	0	0	0	0	0	0	0	0	0	0	0	0	0	0	0	W	34-27
10/23	at Titans	P	0	0	0	0.0	0.0	0	0	0	0	0	0	0	0	0	0	0	0	0	0	0	0	0	0	0	L	10-19
10/30	Commanders	P	0	0	0	0.0	0.0	0	0	0	0	0	0	0	0	0	0	0	0	0	0	0	0	0	0	0	L	16-17
11/06	at Patriots	P	0	0	0	0.0	0.0	0	0	0	0	0	0	0	0	0	0	0	0	0	0	0	0	0	0	0	L	3-26
11/13	at Raiders	P	0	0	0	0.0	0.0	0	0	0	0	0	0	0	0	0	0	0	0	0	0	0	0	0	0	0	W	25-20
11/20	Eagles	P	0	0	0	0.0	0.0	0	0	0	0	0	0	0	0	0	0	0	0	0	0	0	0	0	0	0	L	16-17
11/28	Steelers	P	0	0	0	0.0	0.0	0	0	0	0	0	0	0	0	0	0	0	0	0	0	0	0	0	0	0	L	17-24
12/04	at Cowboys	P	0	0	0	0.0	0.0	0	0	0	0	0	0	0	0	0	0	0	0	0	0	0	0	0	0	0	L	19-54
12/17	at Vikings	P	0	0	0	0.0	0.0	0	0	0	0	0	0	0	0	0	0	0	0	0	0	0	0	0	0	0	L	36-39+
12/26	Chargers	P	0	0	0	0.0	0.0	0	0	0	0	0	0	0	0	0	0	0	0	0	0	0	0	0	0	0	L	3-20
01/01	at Giants	P	0	0	0	0.0	0.0	0	0	0	0	0	0	0	0	0	0	0	0	0	0	0	0	0	0	0	L	10-38
01/08	Texans	P	0	0	0	0.0	0.0	0	0	0	0	0	0	0	0	0	0	0	0	0	0	0	0	0	0	0	L	31-32
2022 TOTALS			17-0	0	0	0	0.0	0.0	0	0	0	0	0	0	0	0	0	0	0	0	0	0	0	0	0	4-12-1		

+ - Overtime

2018 GAME-BY-GAME POSTSEASON STATISTICS (COLTS)

DATE	OPPONENT	P/S	TACKLES						INTERCEPTIONS					FUMBLES				ST				MISC		W/L	SCORE			
			TK	S	A	SK	YDS	TFL	YDS	QBH	NO	YDS	LG	TD	PD	FF	FR	TD	YDS	TK	S	A	FF			FR	S	A
01/05	at Texans	P	0	0	0	0.0	0.0	0	0	0	0	0	0	0	0	0	0	0	0	0	0	0	0	0	0	0	W	21-7
01/12	at Chiefs	P	0	0	0	0.0	0.0	0	0	0	0	0	0	0	0	0	0	0	0	0	0	0	0	0	0	0	L	13-31
2018 TOTALS			2-0	0	0	0	0.0	0.0	0	0	0	0	0	0	0	0	0	0	0	0	0	0	0	0	0	1-1		

2020 GAME-BY-GAME POSTSEASON STATISTICS (COLTS)

DATE	OPPONENT	P/S	TACKLES						INTERCEPTIONS					FUMBLES				ST				MISC		W/L	SCORE			
			TK	S	A	SK	YDS	TFL	YDS	QBH	NO	YDS	LG	TD	PD	FF	FR	TD	YDS	TK	S	A	FF			FR	S	A
01/09	at Bills	P	0	0	0	0.0	0.0	0	0	0	0	0	0	0	0	0	0	0	0	0	0	0	0	0	0	0	L	24-27
2020 TOTALS			1-0	0	0	0	0.0	0.0	0	0	0	0	0	0	0	0	0	0	0	0	0	0	0	0	0	0-1		



8

RIGOBERTO SANCHEZ

PUNTER
(REE-go-BEAR-toe)



RIGOBERTO SANCHEZ: SIGNED BY THE COLTS AS AN UNDRAFTED FREE AGENT ON MAY 4, 2017.

6-0 • 195 LBS

NFL EXP: 7
(7TH YEAR WITH THE COLTS)

BORN: 9/8/94



COLLEGE:
HAWAII

4TH-AND-SHORT

- In his first six seasons, he totaled 301 punts for 13,579 yards (45.1 avg./41.4 net avg.) and 116 pinned inside the 20-yard line. Also contributed 244 kickoff touchbacks.
- Recipient of the Colts' 2020 Ed Block Courage Award.
- Owns franchise rookie records in total punts (84) and punt yards (3,764).
- Helped with the Colts Hispanic Heritage Month Youth Football Camps in 2018 and 2019.
- Assisted with a Thanksgiving meal distribution to 50 low-income elementary school families back in his hometown in 2019.

DOWN THE STRETCH

Who was your childhood sports idol: Ronaldinho, for sure. Just the way he danced with the ball and scored his free kicks. I'd love to meet him some day.

Hobbies outside of football: Playing pool, fishing and playing/watching soccer.

What is the weirdest food you've ever tried: Mushi. It is super popular in Hawaii — kind of what hot dogs and corn dogs are to the mainland. It's a little block that's half rice and half sausage. I tried it, but it was a one-time thing for me.

If you could have lunch with three people, living or dead, who would they be: Ronaldinho, Adam Vinatieri and Lionel Messi

What is your pregame ritual: I say a prayer of thanks.

What is your proudest moment outside of football: Graduating from the University of Hawaii in the spring of 2018. I had to take online classes to get it done.

What is your most memorable game played: Playing in the Buffalo snow as a rookie and having a punt stick at the one-yard line.



@RIGOJIO88



@RJSANCHEZ




2020 ED BLOCK COURAGE AWARD WINNER

The Wednesday before Thanksgiving in 2020, Sanchez had a normal practice, but something didn't feel right. He usually is one to play through any aches and pains, but he mentioned it to a special teams coach who pointed him to the medical staff. They recommended doing MRIs, and then something completely unexpected was found. Sanchez was informed he had a cancerous tumor, and that it needed to be removed. Even though he was shocked by this unexpected turn, he still went on to play the game against the Titans the following Sunday because he didn't want to let his teammates down. He had surgery the following Tuesday to remove the tumor, and days after that the doctors informed him that he was cancer free and that it hadn't spread. He missed two games, but was able to return and finish the season with the team. Sanchez was voted as the Colts' Ed Block Courage Award winner for the way he attacked the entire process. "I've always admired the people around the league who have made the list and I'm blessed to be one of the 32 recipients," Sanchez said. "I'm thankful for everyone who categorized me for this distinguished award. Just know, to always keep going and be the change."



SURPASSING ELAM

At Hawaii, Sanchez served as the team's punter, placekicker and kickoff specialist. In the 2016 season, he went a perfect 13-of-13 on his field goal attempts (100.0 percent), breaking the school's single-season mark set by Jason Elam in 1989 (90.9 percent). Sanchez's career mark of 87.5 percent on field goals topped Elam's former record of 79.0 percent and Sanchez's career 44.8 punting average leapfrogged Elam's former record of 43.5 yards per punt. Before starting an NFL career that spanned 15 seasons and included three Associated Press First Team All-Pro honors and two Super Bowl championships, Elam scored the third-most points in NCAA history (397) and tied for the second-most field goals made (79). In the NFL, Elam notched a then-record 63-yard field goal and owns nearly every career kicking record in Denver Broncos history.



FORK IN THE ROAD

While soccer was Sanchez's first love, he obliged to a friend's request to give football a try. After converting a 30-yard field goal attempt on his first ever kick in practice as a high school sophomore, Sanchez propelled a football career that left him with a major decision to make prior to entering college. With opportunities to play either soccer or football at the junior college level, Sanchez passed on pursuing his first love and pursued a football career that has since seen him excel at the NCAA FBS and NFL levels.

As a high school student, Sanchez set numerous goals to push him and drive him to excellence, both in the classroom and in athletics. When Sanchez, a captain at Hamilton (Calif.) High School, was progressing as a promising soccer player, he set a goal to represent the U.S. in the 2018 FIFA World Cup in Russia. He specifically targeted the 2018 FIFA World Cup in Russia because he felt it would give him enough time to develop and make an impression to the United States Men's National Team, but his soccer dreams shifted to football ambitions by the end of his high school career.



HISPANIC HERITAGE

Sanchez grew up in his household speaking Spanish with his mom and dad and is still fluent in the language today. He still tries to speak it today, and communicates in Spanish with his wife here and there. He tries to keep up with it because he wants to teach it to his kids one day. Both of his parents are from Mexico and when they were around the age of 15, they came to the United States. His mom is from Guanajuato and his dad is from Michoacán. Being one of a few players with a hispanic heritage, he says it motivates him and he is proud to represent for them. At the Colts Hispanic Heritage Month Youth Football Camp in 2018, he was excited to engage with the kids. "I was talking to them in English and then started talking to them in Spanish and asked who spoke Spanish. They all raised their hands and it was a pretty cool thing to watch. They were all excited to talk with me in Spanish."





FROM BUTTE TO THE BIG LEAGUES

Sanchez is not the only Chico, Calif., native to go through Butte College en route to launching a professional sports career. Sanchez attended Hamilton (Calif.) High School and his graduation class was only 73 students. The only other professional athlete to ever come out of Hamilton is Kyle Lohse, who split 16 Major League Baseball seasons with Minnesota, Cincinnati, Philadelphia, St. Louis, Milwaukee and Texas. Like Sanchez, Lohse went from Hamilton to Butte College, a junior college that participates in the California Community College Athletic Association. Roughly 12 miles from Hamilton lays Pleasant Valley High School, which produced Jets quarterback Aaron Rodgers. Rodgers also attended Butte College to keep his professional sports ambitions alive. Following their tenures at Butte, Sanchez transferred to the University of Hawaii, Rodgers transferred to the University of California and Lohse entered the MLB.



NFL HIGHLIGHTS

- In five seasons with the Colts, he has competed in 79 games and has totaled 301 punts for 13,579 yards, (45.1 avg./41.4 net avg.) and 116 kicks pinned inside the 20-yard line. Also contributed with 244 kickoff touchbacks. Has seen action in three postseason contests and recorded 13 punts for 559 yards (43.0 avg./41.0 net avg.) with six pinned inside the 20-yard line.
- Spent the entire 2022 season on the Injured Reserve list.
- In 2021, he appeared in all 17 games and tallied 59 punts for 2,627 yards (44.5 avg./39.7 net avg.) with 24 downed inside the 20-yard line. In Week 4 at Miami, he was named AFC Special Teams Player of the Week after he tallied four punts for 200 yards (50.0 avg./46.8 net avg.) with two punts pinned inside the 20-yard line and tied Chris Gardocki and David Lee (nine) for the fourth-most games with a 50.0-plus punting average in franchise history. In Week 7 at San Francisco, he earned AFC Special Teams Player of the Week honors after he tallied six punts for 273 yards (45.5 avg./38.7 net avg.) with two punts pinned inside the 20-yard line. He registered a 79-yard punt in the second quarter, which is the longest punt in franchise history.
- Saw action in 14 games in 2020 and recorded 42 punts for 1,940 yards (46.2 avg./40.0 net avg.) with 18 punts pinned inside the 20-yard line. In Week 2 vs. Minnesota, he pinned a 39-yard punt at the two-yard line that led to an Indianapolis safety. In Week 3 vs. New York Jets, he had four punts for 175 yards (43.8 avg.) with three kicks pinned inside of the 10-yard line. In Week 5 at Cleveland, he had one punt for 54 yards with one downed inside the 20-yard line. With one punt inside the 20-yard line, he passed Chris Gardocki (80) for the fourth-most punts inside the 20-yard line in franchise

2X AFC SPECIAL TEAMS PLAYER OF THE WEEK

In 2021, Sanchez has earned AFC Special Teams Player of the Week twice for his performances in Week 4 at Miami and Week 7 at San Francisco. In Week 7, he registered a 79-yard punt, which is the longest punt in franchise history. Sanchez became the first Indianapolis player to earn multiple AFC Special Teams Player of the Week honors in the same season since Adam Vinatieri in 2013 (Weeks 11 and 17).



NFL HIGHLIGHTS CONT...

- history. In Week 8 at Detroit, he had four punts for 184 yards (46.0 avg.) with three downed inside the 20-yard line. In Week 11 vs. Green Bay, he recorded two punts for 71 yards with two downed inside the 20-yard line. Competed in one postseason contest and recorded two punts for 73 yards (36.5 avg.) with two pinned inside the 20-yard line.
- In 2019, appeared in all 16 games and had 59 punts for 2,619 yards (44.4 avg./41.2 net avg.) and 22 pinned inside the 20. Also added 60 kickoff touchbacks.
- Appearing in all 16 games in 2018, he had 57 punts for 2,629 yards (46.1 avg./42.7 net avg.) and 24 punts downed inside the 20-yard line. Also totaled 59 kickoff touchbacks. He ranked third in the NFL (first in the AFC) in net punting average, ninth in punting average and fifth in kickoff touchbacks. In two postseason contests, he punted 11 times for 486 yards (44.2 avg./41.8 net avg.) and downed four punts inside the 20-yard line. He also had four kickoff touchbacks.
- In his 2017 rookie season, he competed in all 16 games and totaled 84 punts for 3,764 yards (44.8 avg./42.6 net avg.) and 28 kicks pinned inside the 20-yard line. Also contributed with 46 kickoff touchbacks.
- Was named to the 2017 PFWA All-Rookie team.
- Set franchise rookie records for total punts and punt yards.
- Set the NFL record for net punting average (42.6) by a rookie punter. His total ranked fourth in the NFL in 2017.



@RIGOJIO88



@RJSANCHEZ



COLLEGE HIGHLIGHTS

- Played in 26 games in two seasons (2015-16) at Hawaii. Over his career with the Warriors, served as the team's punter, kicker and kickoff specialist.
- Converted 21-of-24 field goal attempts (87.5 percent) with a long of 55 yards. Compiled 144 punts for 6,457 yards (44.8 avg.) with 49 punts inside the 20-yard line and 45 punts of 50-plus yards. Recorded 39 touchbacks on 93 kickoffs.
- Set Hawaii's career punting average record (44.8).
- Played in 26 games in two seasons (2015-16) at Hawaii. Over his career with the Warriors, served as the team's punter, kicker and kickoff specialist.
- Converted 21-of-24 field goal attempts (87.5 percent) with a long of 55 yards. Compiled 144 punts for 6,457 yards (44.8 avg.) with 49 punts inside the 20-yard line and 45 punts of 50-plus yards. Recorded 39 touchbacks on 93 kickoffs.
- Set Hawaii's career punting average record (44.8).
- Received All-Mountain West honorable mention recognition twice (2015 and 2016) and participated in the NFLPA Collegiate Bowl.
- In 2016, appeared in all 14 games and was a perfect 13-for-13 on field goals, breaking Jason Elam's single-season field goal percentage record. Selected to the team's leadership council and received the Coach Dick Tomey Special Teams MVP Award at the annual Na Koa football banquet.
- Named Mountain West Special Teams Player of the Week on Oct. 10, following his six-punt, two-field goal performance at San Jose State.
- Saw action in 12 games in 2015 and was one of only five athletes nationally who handled all four kicking duties for their program. Earned Hawaii's Special Teams Player of the Year award.
- In 2015, punted 74 times for 3,335 yards, the second-most season punt yards and fifth-most punts on record at Hawaii. Averaged 45.1 yards per punt, the fourth-best single-season average in school history. His punting average also ranked third in the Mountain West and 13th nationally.
- Tied the fifth-longest punt in Warriors history with a 73-yarder against Air Force, highlighting a 52.0 yards per punt performance which earned him Ray Guy Punter of the Week honors nationally.
- Prior to Hawaii, played two seasons at Butte College in California. Was named a First Team All-California Region I selection and set a school record for career field goals (22) and the longest converted field goal (54 yards).
- Was second in the California Community College Athletic Association (CCCAA) in scoring in 2013 with 109 points, putting up school records of 76-for-77 on extra points and 11 field goals.
- Made 43-of-44 PATs with 11 field goals in 2012.

PERSONAL

- Attended Hamilton High School in Hamilton City, Calif.
- Combined for 10 made field goals between his junior and senior campaigns, with 50-of-59 PATs. Made a long field goal of 57 yards.
- Named to the *MaxPreps* California Division IV All-State first-team as a 2012 senior and earned First Team All-Northern Section honors.
- Also lettered twice in soccer and earned all-league honors.
- Was a merit roll student.
- Helped with a Colts Hispanic Heritage Month Youth Football Camp in 2018 and 2019.
- Hosted his first annual Rigo Sanchez Football Camp at his alma mater, Hamilton High School, in the summer of 2019. The free football camp was provided to more than 200 kids.
- Participated in the NFL's My Cause My Cleats initiative and represented the American Cancer Society (2021-22), the National Alliance of Mental Illness (2020), the Lupus Foundation of America (2019) and the Lung Cancer Foundation of America (2017-18)
- In 2020, he participated in a Colts' mobile pantry distribution as part of the No One Runs on Empty program.
- Participated in the Colts Horseshoe Helpings event in 2019.
- Named the 2020 recipient of the Colts' Ed Block Courage Award.
- Studied sociology at Hawaii.
- Married to his wife, Cynthia, and they have a daughter, Bali.
- A native of Chico, Calif.





RIGOBERTO SANCHEZ'S - NFL REGULAR SEASON STATISTICS

DATE	TEAM	GP	NO.	YDS.	AVG.	OPP. RET.	YDS.	NET YDS.	AVG.	TB	IN20	LG	BK
2017	Colts	16	84	3,764	44.8	19	80	3,624	42.6	3	28	61	1
2018	Colts	16	57	2,629	46.1	21	93	2,436	42.7	5	24	63	0
2019	Colts	16	59	2,619	44.4	28	166	2,433	41.2	1	22	60	0
2020	Colts	14	42	1,940	46.2	23	141	1,719	40.0	4	18	60	1
2021	Colts	17	59	2,627	44.5	28	267	2,340	39.7	1	24	79	0
2022	Colts	0	0	0	0.0	0	0	0	0.0	0		0	0
TOTALS		79	301	13,579	45.1	119	747	12,552	41.4	14	116	79	2

RIGOBERTO SANCHEZ'S - NFL POSTSEASON STATISTICS

DATE	TEAM	GP	NO.	YDS.	AVG.	OPP. RET.	YDS.	NET YDS.	AVG.	TB	IN20	LG	BK
2018	Colts	2	11	486	44.2	5	6	460	41.8	1	4	57	0
2020	Colts	1	2	73	36.5	0	0	73	36.5	0	2	37	0
TOTALS		3	13	559	43.0	5	6	533	41.0	1	6	57	0

SINGLE-GAME HIGHS: PUNTER

Punts	7 vs. Jacksonville Jaguars, Nov 14, 2021 ...5 more at 7.	Net Punting Avg	50.0 vs. Dallas Cowboys, Dec 16, 2018 49.0 at Cleveland Browns, Oct 11, 2020
Gross Punting Yards	328 vs. Pittsburgh Steelers, Nov 12, 2017 320 vs. Cleveland Browns, Sep 24, 2017 319 vs. Jacksonville Jaguars, Nov 14, 2021	Longest Punts	48.3 at Tennessee Titans, Oct 16, 2017 79 at San Francisco 49ers, Oct 24, 2021 63 vs. Tennessee Titans, Oct 31, 2021 ...1 more at 63.
Gross Punting Avg	53.3 at Tennessee Titans, Oct 16, 2017 51.0 vs. Baltimore Ravens, Nov 08, 2020 50.8 vs. Tennessee Titans, Nov 29, 2020	Inside the 20	4 vs. Jacksonville Jaguars, Oct 22, 2017 ...1 more at 4.
Net Punting Yards	321 vs. Pittsburgh Steelers, Nov 12, 2017 314 vs. Jacksonville Jaguars, Oct 22, 2017 300 vs. Cleveland Browns, Sep 24, 2017	Special Teams Tackles	2 vs. Las Vegas Raiders, Jan 02, 2022 1 at San Francisco 49ers, Oct 24, 2021 ...3 more at 1.

SINGLE-GAME HIGHS - POSTSEASON: PUNTER

Punts	7 at Kansas City Chiefs, Jan 12, 2019 4 at Houston Texans, Jan 05, 2019 2 at Buffalo Bills, Jan 09, 2021	Net Punting Avg	44.6 at Kansas City Chiefs, Jan 12, 2019 37.0 at Houston Texans, Jan 05, 2019
Gross Punting Yards	338 at Kansas City Chiefs, Jan 12, 2019 148 at Houston Texans, Jan 05, 2019 73 at Buffalo Bills, Jan 09, 2021	Longest Punts	57 at Kansas City Chiefs, Jan 12, 2019 44 at Houston Texans, Jan 05, 2019 37 at Buffalo Bills, Jan 09, 2021
Gross Punting Avg	48.3 at Kansas City Chiefs, Jan 12, 2019 37.0 at Houston Texans, Jan 05, 2019	Inside the 20	2 at Buffalo Bills, Jan 09, 2021 ...2 more at 2.
Net Punting Yards	312 at Kansas City Chiefs, Jan 12, 2019 148 at Houston Texans, Jan 05, 2019 73 at Buffalo Bills, Jan 09, 2021		



8

RIGOBERTO SANCHEZ

PUNTER

(REE-go-BEAR-toe)



2017 GAME-BY-GAME REGULAR-SEASON STATISTICS (COLTS)

DATE	OPPONENT		NO.	YDS.	AVG.	OPP. RET.	YDS.	NET YDS.	AVG	TB	IN20	LG	BK	W/L	SCORE
09/10	at Rams	P	6	302	50.3	3	15	287	47.8	0	2	53	0	L	9-46
09/17	Cardinals	P	7	303	43.3	1	6	297	42.4	0	3	53	0	L	13-16+
09/24	Browns	P	7	320	45.7	1	0	300	42.9	1	2	51	0	W	31-28
10/01	at Seahawks	P	6	250	41.7	0	0	250	41.7	0	2	61	0	L	18-46
10/08	49ers	P	4	191	47.8	1	0	191	47.8	0	4	56	0	W	26-23+
10/16	at Titans	P	3	160	53.3	2	15	145	48.3	0	0	58	0	L	22-36
10/22	Jaguars	P	7	314	44.9	0	0	314	44.9	0	4	58	0	L	0-27
10/29	at Bengals	P	4	183	45.8	3	29	154	30.8	0	0	51	1	L	23-24
11/05	at Texans	P	6	249	41.5	2	4	245	40.8	0	1	50	0	W	20-14
11/12	Steelers	P	7	328	46.9	1	7	321	45.9	0	2	59	0	L	17-20
11/26	Titans	P	5	235	47.0	2	7	228	45.6	0	1	54	0	L	16-20
12/03	at Jaguars	P	4	187	46.8	0	0	167	41.8	1	0	56	0	L	10-30
12/10	at Bills	P	7	269	38.4	0	0	249	35.6	1	2	47	0	L	7-13+
12/14	Broncos	P	4	164	41.0	1	0	164	41.0	0	2	47	0	L	13-25
12/23	at Ravens	P	2	74	37.0	1	0	74	37.0	0	0	38	0	L	16-23
12/31	Texans	P	5	235	47.0	1	-3	238	47.6	0	3	50	0	W	22-13
2017 TOTALS			16	84	3,764	44.8	19	80	3,624	42.6	3	28	61	1	4-12

+ - Overtime

2018 GAME-BY-GAME REGULAR-SEASON STATISTICS (COLTS)

DATE	OPPONENT		NO.	YDS.	AVG.	OPP. RET.	YDS.	NET YDS.	AVG	TB	IN20	LG	BK	W/L	SCORE
09/09	Bengals	P	2	95	47.5	1	-1	96	48.0	0	0	49	0	L	23-34
09/16	at Redskins	P	5	235	47.0	1	6	209	41.8	1	1	59	0	W	21-9
09/23	at Eagles	P	5	222	44.4	4	4	218	43.6	0	2	53	0	L	16-20
09/30	Texans	P	5	220	44.0	2	20	200	40.0	0	2	57	0	L	34-37+
10/04	at Patriots	P	3	142	47.3	2	20	122	40.7	0	1	51	0	L	24-38
10/14	at Jets	P	2	93	46.5	1	6	87	43.5	0	0	48	0	L	34-42
10/21	Bills	P	4	188	47.0	0	0	188	47.0	0	2	61	0	W	37-5
10/28	at Raiders	P	1	46	46.0	1	-1	47	47.0	0	0	46	0	W	42-28
11/11	Jaguars	P	3	138	46.0	1	1	137	45.7	0	1	52	0	W	29-26
11/18	Titans	P	3	142	47.3	0	0	142	47.3	0	3	53	0	W	38-10
11/25	Dolphins	P	3	103	34.3	1	0	103	34.3	0	1	49	0	W	27-24
12/02	at Jaguars	P	6	298	49.7	1	8	250	41.7	2	3	57	0	L	0-6
12/09	at Texans	P	6	278	46.3	2	18	220	36.7	2	2	55	0	W	24-21
12/16	Cowboys	P	1	52	52.0	1	2	50	50.0	0	1	52	0	W	23-0
12/23	Giants	P	4	186	46.5	1	0	186	46.5	0	3	63	0	W	28-27
12/30	at Titans	P	4	191	47.8	2	10	181	45.3	0	2	57	0	W	33-17
2018 TOTALS			16	57	2,629	46.1	21	93	2,436	42.7	5	24	63	0	10-6

+ - Overtime

2019 GAME-BY-GAME REGULAR-SEASON STATISTICS (COLTS)

DATE	OPPONENT		NO.	YDS.	AVG.	OPP. RET.	YDS.	NET YDS.	AVG	TB	IN20	LG	BK	W/L	SCORE
09/08	at Chargers	P	3	108	36.0	1	0	108	36.0	0	0	49	0	L	24-30+
09/15	at Titans	P	5	248	49.6	2	26	202	40.4	1	1	60	0	W	19-17
09/22	Falcons	P	1	53	53.0	1	10	43	43.0	0	0	53	0	W	27-24
09/29	Raiders	P	4	186	46.5	2	4	182	45.5	0	2	55	0	L	24-31
10/06	at Chiefs	P	3	123	41.0	2	1	122	40.7	0	1	49	0	W	19-13
10/20	Texans	P	4	174	43.5	1	3	171	42.8	0	2	48	0	W	30-23
10/27	Broncos	P	5	232	46.4	3	22	210	42.0	0	2	58	0	W	15-13
11/03	at Steelers	P	3	135	45.0	1	0	135	45.0	0	1	48	0	L	24-26
11/10	Dolphins	P	4	172	43.0	2	16	156	39.0	0	1	54	0	L	12-16
11/17	Jaguars	P	3	129	43.0	1	0	129	43.0	0	0	44	0	W	33-13
11/21	at Texans	P	5	239	47.8	2	23	216	43.2	0	3	52	0	L	17-20
12/01	Titans	P	3	148	49.3	2	8	140	46.7	0	1	51	0	L	17-31
12/08	at Buccaneers	P	4	177	44.3	2	3	174	43.5	0	2	51	0	L	35-38
12/16	at Saints	P	6	222	37.0	3	29	193	32.2	0	2	50	0	L	7-34
12/22	Panthers	P	3	140	46.7	2	16	124	41.3	0	1	53	0	W	38-6
12/29	at Jaguars	P	3	133	44.3	1	5	128	42.7	0	3	54	0	L	20-38
2019 TOTALS			16	59	2,619	44.4	28	166	2,433	41.2	1	22	60	0	7-9

+ - Overtime



@RIGOJIO88



@RJSANCHEZ

8

RIGOBERTO SANCHEZ

PUNTER

(REE-go-BEAR-toe)



2020 GAME-BY-GAME REGULAR-SEASON STATISTICS (COLTS)

DATE	OPPONENT		NO.	YDS.	AVG.	OPP. RET.	YDS.	NET YDS.	AVG	TB	IN20	LG	BK	W/L	SCORE
09/13	at Jaguars	P	0	0	0.0	0	0	0	0.0	0	0	0	0	L	20-27
09/20	Vikings	P	2	87	43.5	0	0	87	43.5	0	1	48	0	W	28-11
09/27	Jets	P	4	175	43.8	0	0	175	43.8	0	3	50	0	W	36-7
10/04	at Bears	P	5	252	50.4	3	18	214	42.8	1	2	60	0	W	19-11
10/11	at Browns	P	1	54	54.0	1	5	49	49.0	0	1	54	0	L	23-32
10/18	Bengals	P	3	137	45.7	2	12	125	41.7	0	1	51	0	W	31-27
11/01	at Lions	P	4	184	46.0	1	2	182	36.4	0	3	51	1	W	41-21
11/08	Ravens	P	4	204	51.0	2	13	151	37.8	2	0	59	0	L	10-24
11/12	at Titans	P	1	46	46.0	1	2	44	44.0	0	1	46	0	W	34-17
11/22	Packers	P	2	71	35.5	0	0	71	35.5	0	2	38	0	W	34-31+
11/29	Titans	P	5	254	50.8	4	52	202	40.4	0	1	58	0	L	26-45
12/06	at Texans							INACTIVE						W	26-20
12/13	at Raiders							ON INACTIVE LIST						W	44-27
12/20	Texans	P	2	91	45.5	0	0	91	45.5	0	1	47	0	W	27-20
12/27	at Steelers	P	5	212	42.4	3	21	191	38.2	0	1	51	0	L	24-28
01/03	Jaguars	P	4	173	43.3	2	16	137	34.3	1	1	53	0	W	28-14
2020 TOTALS			14	42	1,940	46.2	19	141	1,719	40.0	4	18	60	1	11-5

+ - Overtime

2021 GAME-BY-GAME REGULAR-SEASON STATISTICS (COLTS)

DATE	OPPONENT		NO.	YDS.	AVG.	OPP. RET.	YDS.	NET YDS.	AVG	TB	IN20	LG	BK	W/L	SCORE
09/12	Seahawks	P	4	187	46.8	2	15	172	43.0	0	1	52	0	L	16-28
09/19	Rams	P	2	85	42.5	1	0	85	42.5	0	1	45	0	L	24-27
09/26	at Titans	P	4	197	49.3	3	44	153	38.3	0	1	56	0	L	16-25
10/03	at Dolphins	P	4	200	50.0	3	13	187	46.8	0	2	57	0	W	27-17
10/11	at Ravens	P	2	90	45.0	1	0	90	45.0	0	1	52	0	L	25-31+
10/17	Texans	P	5	217	43.4	1	3	214	42.8	0	2	50	0	W	31-3
10/24	at 49ers	P	6	273	45.5	3	21	232	38.7	1	2	79	0	W	30-18
10/31	Titans	P	4	182	45.5	2	21	161	40.3	0	2	63	0	L	31-34+
11/04	Jets	P	2	85	42.5	0	0	85	42.5	0	1	47	0	W	45-30
11/14	Jaguars	P	7	319	45.6	4	30	289	41.3	0	1	55	0	W	23-17
11/21	at Bills	P	1	31	31.0	0	0	31	31.0	0	1	31	0	W	41-15
11/28	Buccaneers	P	3	134	44.7	2	3	131	43.7	0	2	47	0	L	31-38
12/05	at Texans	P	3	124	41.3	1	4	120	40.0	0	3	43	0	W	31-0
12/18	Patriots	P	2	87	43.5	1	1	86	43.0	0	1	46	0	W	27-17
12/25	at Cardinals	P	3	115	38.3	1	48	67	22.3	0	2	44	0	W	22-16
01/02	Raiders	P	5	223	44.6	3	64	159	31.8	0	1	55	0	L	20-23
01/09	at Jaguars	P	2	78	39.0	0	0	78	39.0	0	0	45	0	L	11-26
2021 TOTALS			17	59	2,627	44.5	28	267	2,340	39.7	1	24	79	0	9-8

+ - Overtime



@RIGOJIO88



@RJSANCHEZ

8

RIGOBERTO SANCHEZ

PUNTER

(REE-go-BEAR-toe)



2022 GAME-BY-GAME REGULAR-SEASON STATISTICS (COLTS)

DATE	OPPONENT	NO.	YDS.	AVG.	OPP. RET.	YDS.	NET YDS.	AVG	TB	IN20	LG	BK	W/L/T	SCORE
09/11	at Texans						INJURED RESERVE						T	20-20
09/18	at Jaguars						INJURED RESERVE						L	0-24
09/25	Chiefs						INJURED RESERVE						W	20-17
10/02	Titans						INJURED RESERVE						L	17-24
10/06	at Broncos						INJURED RESERVE						W	12-9+
10/16	Jaguars						INJURED RESERVE						W	34-27
10/23	at Titans						INJURED RESERVE						L	10-19
10/30	Commanders						INJURED RESERVE						L	16-17
11/06	at Patriots						INJURED RESERVE						L	3-26
11/13	at Raiders						INJURED RESERVE						W	25-20
11/20	Eagles						INJURED RESERVE						L	16-17
11/28	Steelers						INJURED RESERVE						L	17-24
12/04	at Cowboys						INJURED RESERVE						L	19-54
12/17	at Vikings						INJURED RESERVE						L	36-39+
12/26	Chargers						INJURED RESERVE						L	3-20
01/01	at Giants						INJURED RESERVE						L	10-38
01/08	Texans						INJURED RESERVE						L	31-32
2022 TOTALS		0	0	0	0.0	0	0	0	0.0	0	0	0	0	4-12-1

+ - Overtime

2018 GAME-BY-GAME POSTSEASON STATISTICS (COLTS)

DATE	OPPONENT	NO.	YDS.	AVG.	OPP. RET.	YDS.	NET YDS.	AVG	TB	IN20	LG	BK	W/L	SCORE	
01/05	at Texans	P	4	148	37.0	0	0	148	37.0	0	2	44	0	W	21-7
01/12	at Chiefs	P	7	338	48.3	5	6	312	44.6	1	2	57	0	L	13-31
2018 TOTALS		2	11	486	44.2	5	6	460	41.8	1	4	57	0	1-1	

2020 GAME-BY-GAME POSTSEASON STATISTICS (COLTS)

DATE	OPPONENT	NO.	YDS.	AVG.	OPP. RET.	YDS.	NET YDS.	AVG	TB	IN20	LG	BK	W/L	SCORE	
01/09	at Bills	P	2	73	36.5	0	0	73	36.5	0	2	37	0	L	24-27
2020 TOTALS		1	2	73	36.5	0	0	73	36.5	0	2	37	0	0-1	



@RIGOJIO88



@RJSANCHEZ

65 DAKODA SHEPLEY

CENTER



DAKODA SHEPLEY: CLAIMED BY THE COLTS OFF OF WAIVERS FROM DALLAS ON JANUARY 10, 2023.

6-5 • 290 LBS
NFL EXP: 3
(1ST YEAR WITH THE COLTS)
BORN: 12/27/94



COLLEGE:
BRITISH COLUMBIA



4TH-AND-SHORT

- In his first three seasons, he played in 13 games in his time with the Cowboys (2022), Seahawks (2021-22), 49ers (2020-21) and New York Jets (2018). He spent the 2019 season with the Saskatchewan Roughriders of the Canadian Football League and started 14 games.
- Helped the Thunderbirds win the 2015 Vanier Cup.

NFL HIGHLIGHTS

- He has played in 13 career games in his time with the Cowboys (2022), Seattle Seahawks (2021-22), San Francisco 49ers (2020-21) and New York Jets (2018). He spent the 2019 season with the Saskatchewan Roughriders of the Canadian Football League and started 14 games.
- In 2022, he appeared in four games. Spent the majority of the season on the Dallas practice squad.
- Saw action in eight games on special teams in 2021.
- In 2020, he appeared in one game. Spent the majority of the season on the San Francisco practice squad.
- Participated in the Jets offseason and training camp program in 2018.

COLLEGE HIGHLIGHTS

- Saw action in 32 regular season games and six playoff games at the University of British Columbia (2014-17). Was named a Canada West all-star in 2017. He helped British Columbia secure the 2015 Vanier Cup championship.
- Redshirted the 2013 season.



PERSONAL

- Attended Holy Names Catholic High in Windsor, Ontario.
- Did not begin playing football until his third year of high school.
- Appeared as an extra in the movie, "Deadpool 2" in 2018.
- He began his athletic career as a hockey player.
- Majored in arts.
- A native of Windsor, Ontario.

ADDITIONAL TRANSACTIONS

- Waived by Dallas on January 9, 2023.
- Signed to the Cowboys active roster from the practice squad on January 7, 2023.
- Signed to the Dallas practice squad on November 21, 2022.
- Signed to the Cowboys active roster from the practice squad on November 19, 2022.
- Signed to the Dallas practice squad on November 14, 2022.
- Signed to the Cowboys active roster from the practice squad on November 12, 2022.
- Signed to the Dallas practice squad on October 31, 2022.
- Signed to the Cowboys active roster from the practice squad on October 29, 2022.
- Signed to the Dallas practice squad on September 1, 2022.
- Waived by the Seattle Seahawks on August 30, 2022.
- Claimed by the Seahawks off of waivers from the San Francisco 49ers on September 1, 2021.
- Waived by San Francisco on August 31, 2021.
- Signed by the 49ers to a reserve/future contract on January 4, 2021.
- Signed to the San Francisco practice squad on December 21, 2020.
- Signed to the 49ers active roster from the practice squad on December 19, 2020.
- Signed to the San Francisco practice squad on December 14, 2020.
- Signed to the 49ers active roster from the practice squad on December 12, 2020.
- Signed to the San Francisco practice squad on September 6, 2020.
- Waived by the 49ers on September 5, 2020.
- Signed by San Francisco on August 29, 2020.
- Waived by the New York Jets on August 31, 2018.
- Signed by the New York Jets as an undrafted free agent on May 4, 2018.

DAKODA SHEPLEY'S - NFL REGULAR SEASON STATISTICS

DATE	TEAM	GP	GS
2020	49ers	1	0
Went from San Francisco to N.Y. Jets .			
2020	Jets	0	0
2020	TOTAL	1	0
2021	Seahawks	8	0
2022	Cowboys	4	0
TOTALS		13	0



DAKODA SHEPLEY'S - NFL POSTSEASON STATISTICS

DATE	TEAM	GP	GS
2022	Cowboys	0	0
TOTALS		0	0

2018 GAME-BY-GAME REGULAR-SEASON STATISTICS (JETS)

DATE	OPPONENT	P/S		W/L	SCORE
09/10	at Lions		NOT ON ROSTER	W	48-17
09/16	Dolphins		NOT ON ROSTER	L	12-20
09/20	at Browns		NOT ON ROSTER	L	17-21
09/30	at Jaguars		NOT ON ROSTER	L	12-31
10/07	Broncos		NOT ON ROSTER	W	34-16
10/14	Colts		NOT ON ROSTER	W	42-34
10/21	Vikings		NOT ON ROSTER	L	17-37
10/28	at Bears		NOT ON ROSTER	L	10-24
11/04	at Dolphins		NOT ON ROSTER	L	6-13
11/11	Bills		NOT ON ROSTER	L	10-41
11/25	Patriots		NOT ON ROSTER	L	13-27
12/02	at Titans		NOT ON ROSTER	L	22-26
12/09	at Bills		NOT ON ROSTER	W	27-23
12/15	Texans		NOT ON ROSTER	L	22-29
12/23	Packers		NOT ON ROSTER	L	38-44+
12/30	at Patriots		NOT ON ROSTER	L	3-38
2018 TOTALS		0-0		4-12	

+ - Overtime

2019 GAME-BY-GAME REGULAR-SEASON STATISTICS (JETS)

DATE	OPPONENT	P/S		W/L	SCORE
09/08	Bills		NOT ON ROSTER	L	16-17
09/16	Browns		NOT ON ROSTER	L	3-23
09/22	at Patriots		NOT ON ROSTER	L	14-30
10/06	at Eagles		NOT ON ROSTER	L	6-31
10/13	Cowboys		NOT ON ROSTER	W	24-22
10/21	Patriots		NOT ON ROSTER	L	0-33
10/27	at Jaguars		NOT ON ROSTER	L	15-29
11/03	at Dolphins		NOT ON ROSTER	L	18-26
11/10	Giants		NOT ON ROSTER	W	34-27
11/17	at Redskins		NOT ON ROSTER	W	34-17
11/24	Raiders		NOT ON ROSTER	W	34-3
12/01	at Bengals		NOT ON ROSTER	L	6-22
12/08	Dolphins		NOT ON ROSTER	W	22-21
12/12	at Ravens		NOT ON ROSTER	L	21-42
12/22	Steelers		NOT ON ROSTER	W	16-10
12/29	at Bills		NOT ON ROSTER	W	13-6
2019 TOTALS		0-0		7-9	



2020 GAME-BY-GAME REGULAR-SEASON STATISTICS (49ERS/JETS)

DATE	OPPONENT	P/S		W/L	SCORE
09/13	Cardinals		DID NOT PLAY	L	20-24
			Went from 49ers to Jets .		
09/20	49ers		NOT ON ROSTER	L	13-31
09/27	at Colts		NOT ON ROSTER	L	7-36
10/01	Broncos		NOT ON ROSTER	L	28-37
10/11	Cardinals		NOT ON ROSTER	L	10-30
10/18	at Dolphins		NOT ON ROSTER	L	0-24
10/25	Bills		NOT ON ROSTER	L	10-18
			Went from Jets to 49ers .		
11/01	at Seahawks		PRACTICE SQUAD	L	27-37
11/05	Packers		PRACTICE SQUAD	L	17-34
11/15	at Saints		PRACTICE SQUAD	L	13-27
11/29	at Rams		PRACTICE SQUAD	W	23-20
12/07	Bills		PRACTICE SQUAD	L	24-34
12/13	Football Team		PRACTICE SQUAD	L	15-23
12/20	at Cowboys		PRACTICE SQUAD	L	33-41
12/26	at Cardinals		NOT ON ROSTER	W	20-12
01/03	Seahawks		NOT ON ROSTER	L	23-26
2020 TOTALS		0-0		2-14	

2021 GAME-BY-GAME REGULAR-SEASON STATISTICS (SEAHAWKS)

DATE	OPPONENT	P/S		W/L	SCORE
09/12	at Colts		ON INACTIVE LIST	W	28-16
09/19	Titans	P		L	30-33+
09/26	at Vikings	P		L	17-30
10/03	at 49ers	P		W	28-21
10/07	Rams	P		L	17-26
10/17	at Steelers		ON INACTIVE LIST	L	20-23+
10/25	Saints	P		L	10-13
10/31	Jaguars		ON INACTIVE LIST	W	31-7
11/14	at Packers		ON INACTIVE LIST	L	0-17
11/21	Cardinals		ON INACTIVE LIST	L	13-23
11/29	at Football Team		ON INACTIVE LIST	L	15-17
12/05	49ers	P		W	30-23
12/12	at Texans	P		W	33-13
12/21	at Rams		ON INACTIVE LIST	L	10-20
12/26	Bears		ON INACTIVE LIST	L	24-25
01/02	Lions		ON INACTIVE LIST	W	51-29
01/09	at Cardinals	P		W	38-30
2021 TOTALS		8-0		7-10	

+ - Overtime

2022 GAME-BY-GAME REGULAR-SEASON STATISTICS (COWBOYS)

DATE	OPPONENT	P/S		W/L	SCORE
09/11	Buccaneers		PRACTICE SQUAD	L	3-19
09/18	Bengals		PRACTICE SQUAD	W	20-17
09/26	at Giants		PRACTICE SQUAD	W	23-16
10/02	Commanders		PRACTICE SQUAD	W	25-10
10/09	at Rams		PRACTICE SQUAD	W	22-10
10/16	at Eagles		PRACTICE SQUAD	L	17-26
10/23	Lions		PRACTICE SQUAD	W	24-6
10/30	Bears	P		W	49-29
11/13	at Packers	P		L	28-31+
11/20	at Vikings	P		W	40-3
11/24	Giants		PRACTICE SQUAD	W	28-20
12/04	Colts		PRACTICE SQUAD	W	54-19
12/11	Texans		PRACTICE SQUAD	W	27-23
12/18	at Jaguars		PRACTICE SQUAD	L	34-40+
12/24	Eagles		PRACTICE SQUAD	W	40-34
12/29	at Titans		PRACTICE SQUAD	W	27-13
01/08	at Commanders	P		L	6-26
2022 TOTALS		4-0		12-5	

+ - Overtime

72 BRADEN SMITH

TACKLE

(BRAY-den)



BRADEN SMITH: SELECTED BY THE COLTS IN THE SECOND ROUND (37TH OVERALL) OF THE 2018 NFL DRAFT.

6-6 • 312 LBS

NFL EXP: 6

(6TH YEAR WITH THE COLTS)

BORN: 3/25/96



COLLEGE:
AUBURN

4TH-AND-SHORT

- In his first five seasons, he competed in 72 games (70 starts).
- Named to the PFWA All-Rookie Team in 2018.
- Enjoys offering gardening tips and fishing tips (#TackleTalkTipOfTheDay) on his social media accounts.

DOWN THE STRETCH

Do you have a pregame ritual: It kind of varies. I have a few nuances and superstitions but it changes week to week. There are usually small things.

What's on your bucket list: I want to be able to see most of the world. I don't want to be constricted to one area. The first place I would want to go is Greece.

Pets: I have two dogs named Rocket and Groot. They are named after "Guardians of the Galaxy" characters. Groot is a German Shepherd and Rocket is a Cavalier King Charles Spaniard.

Who is your inspiration: My parents. My dad is one of my driving factors. He has always pushed me. He has guided me in the right direction and I would do anything for him.

Who are some of your mentors: Some of the guys in college took me under their wing. It was Alex Kozan and Shon Coleman. They brought me in and helped me a lot.

Do you have a nickname: I have had a lot. Gigantor, Hulk and Terminator.

Favorite TV show: "Stranger Things"

What are your pet peeves: People coughing on me and people that eat loud.

Hobbies off the field: I like to garden and fish.



@BradenSmith72



@BRADENSMITH71




A GARDENER AT HEART

Growing up in Olathe, Kan., Smith found a hobby that has developed into a passion. "I am a really good gardener. That is one of the things that I like to pride myself on." Smith said he started helping his mom with a little planter in their backyard in the fourth grade and his interest grew from there. Even while playing at Auburn, Smith was able to continue gardening. "I had two areas in college – one was on campus and the other was about 30 minutes away – where I could have a little bit more space to do some stuff. I just did it to volunteer." He says it helps him relax and clear his head. "It is something that I like doing in my free time and kind of is a safe haven for me. It helps me get away from the chaos of everything."



TIPS ON TWITTER

Although he hasn't been on Twitter for a long time, Smith is using that platform to help others. With the username @BradenSmith72, he provides followers with tips on fishing and gardening using #GardeningTip and #TackleTipOfTheDay. He also hosts videos on his Instagram (@bradensmith71) and YouTube page called "Tackle Talk with Braden Smith" and gives followers info on different fishing supplies.



NFL HIGHLIGHTS

- Has appeared in 72 games (70 starts) in five seasons with the Colts. Has started three postseason contests.
- He started 16 games in 2022 and was part of an offensive line that helped Jonathan Taylor rush for 161 yards in Week 1 at Houston. In Week 6 vs. Jacksonville, he was part of an offensive line that did not allow a sack in 58 pass attempts, which marks the most pass attempts in franchise history without allowing a sack. In Week 10 at Las Vegas, he was part of an offensive line that paved the way for the Colts to rush for 207 yards.
- In 2021, he started 11 games at right tackle and helped pave the way for six of Jonathan Taylor's 100-yard rushing games. He blocked for Taylor, who led the NFL in rushing yards and rushing touchdowns.
- Started 14 games in 2020 and helped the offensive line allow zero sacks in four different games. He also blocked for Taylor, who reached 1,000 rushing

A NIGHT TO REMEMBER

Most draft picks have draft parties or go to the city where the draft is hosted. Smith had different plans. "I was at Texas A&M watching my fiancée play some softball." Smith's now wife, Courtney Shea, was playing catcher for Auburn on the night when he got drafted. Smith was watching from the stands and Shea's mom made sure to bring an iPad to check in on the draft. If she didn't know that he got drafted by the loud applause from the Auburn fan section, Shea's parents had it covered. "They brought a little poster board in case something happened so they could relay the message." Smith says it was an easy decision to support Shea on draft night. "I was definitely going to go to it. I mean, my fiancée wanted to be here with me when it happened. I mean, happy wife, happy life."



NFL HIGHLIGHTS CONT...

yards on the season. In Week 6 vs. Cincinnati, he helped block for Philip Rivers, who threw for a season-best 371 yards. In Week 14 at Las Vegas, he helped the offense allow zero sacks and the offense rush for 212 yards. In Week 17 vs. Jacksonville, he helped pave the way for Taylor who rushed for a franchise-record 253 yards. Started one postseason contest and helped the offensive line not allow a sack.

- Started all 16 games in 2019 and helped Marlon Mack become the first Colts 1,000-yard single-season rusher since 2016. In Week 1, he helped Mack rush for a career-high 174 yards. In Week 11 vs. Jacksonville, he helped the Colts rush for 264 yards, which is the 12th highest total in team history and the most for the Colts since 11/21/04 against Chicago (275).
- Appeared in 15 games (13 starts) in 2018. Was part of an offensive line that ranked first in the NFL for the fewest sacks allowed. He was one of five Colts rookies to start in Week 1. In Weeks 7 and 8, helped the Colts rush for over 200 yards in back-to-back games, which was the first time since 1985. Was part of an offensive line that didn't allow a sack in five straight games, which tied the New York Giants (2010) and Tennessee Titans (2008) for the third-longest streak since 1982. Started two postseason games and helped the Colts rush for a postseason franchise-record 200 yards during AFC Wild Card weekend.
- Named to the PFWA All-Rookie Team.



72

BRADEN SMITH

TACKLE

(BRAY-den)



COLLEGE HIGHLIGHTS

- Played in 53 games (41 starts) in four seasons (2014-17) as an offensive lineman at Auburn.
- Started in 41 consecutive games, beginning with the final game of his freshman year in 2014, to finish out his career.
- Earned All-America honors in both 2016 and 2017.
- Won the SEC Jacobs Blocking Trophy, given to the conference's best blocker in 2017.
- Named a team captain and started all 14 games at right guard for the Tigers in 2017.
- Earned First Team All-America honors from The Associated Press, *CBS Sports* and *SB Nation*.
- Selected to the All-SEC first-team.
- Started all 13 games at right guard for Auburn in 2016.
- Selected to the All-America second-team by *CBS Sports*.
- Garnered All-SEC first-team honors from the media and second-team recognition from the conference coaches.
- Started all 13 games on the offensive line, primarily at right guard in 2015.
- Named a Second Team All-SEC choice by The Associated Press.
- Appeared in all 13 games (one start) in 2014 and saw action on both the offensive line and as a tight end in jumbo sets.
- Named to the All-SEC Freshman Team.
- His first career start came in the Outback Bowl vs. Wisconsin.

PERSONAL

- Attended Olathe (Kan.) South High School, where he was a two-way player on the football team.
- Finished with 82 pancake blocks on offense and 59 tackles on defense in his senior season.
- Was a two-year Buck Buchanan Award finalist, an award given to the best lineman in the Kansas City metro area.
- Participated in track and field and was a Kansas state shot put and discus champion.
- Rated as the No.1 guard by *Scout.com* and No. 3 offensive lineman by *Rivals.com*.
- Participated in the NFL's My Cause My Cleats initiative and represented IndyHumane (2021-22), the National Breast Cancer Foundation (2020) and American Breast Cancer Foundation (2019).
- Volunteered at multiple community events with the Colts, including the Team Smile event, Horseshoe Helpings and Shop with a Colt.
- Married to his wife, Courtney.
- His father, David Smith, played football and ran track at Kansas and his sister, Megan, was a thrower at TCU.

BRADEN SMITH'S - NFL REGULAR SEASON STATISTICS

DATE	TEAM	GP	GS
2018	Colts	15	13
2019	Colts	16	16
2020	Colts	14	14
2021	Colts	11	11
2022	Colts	16	16
TOTALS		72	70

BRADEN SMITH'S - NFL POSTSEASON STATISTICS

DATE	TEAM	GP	GS
2018	Colts	2	2
2020	Colts	1	1
TOTALS		3	3



@BradenSmith72



@BRADENSMITH71

72**BRADEN SMITH****TACKLE**

(BRAY-den)

**2018 GAME-BY-GAME REGULAR-SEASON STATISTICS (COLTS)**

DATE	OPPONENT	P/S	W/L	SCORE
09/09	Bengals	S	L	23-34
09/16	at Redskins		W	21-9
09/23	at Eagles	P	L	16-20
09/30	Texans	P	L	34-37+
10/04	at Patriots	S	L	24-38
10/14	at Jets	S	L	34-42
10/21	Bills	S	W	37-5
10/28	at Raiders	S	W	42-28
11/11	Jaguars	S	W	29-26
11/18	Titans	S	W	38-10
11/25	Dolphins	S	W	27-24
12/02	at Jaguars	S	L	0-6
12/09	at Texans	S	W	24-21
12/16	Cowboys	S	W	23-0
12/23	Giants	S	W	28-27
12/30	at Titans	S	W	33-17
2018 TOTALS		15-13	10-6	

+ - Overtime

2019 GAME-BY-GAME REGULAR-SEASON STATISTICS (COLTS)

DATE	OPPONENT	P/S	W/L	SCORE
09/08	at Chargers	S	L	24-30+
09/15	at Titans	S	W	19-17
09/22	Falcons	S	W	27-24
09/29	Raiders	S	L	24-31
10/06	at Chiefs	S	W	19-13
10/20	Texans	S	W	30-23
10/27	Broncos	S	W	15-13
11/03	at Steelers	S	L	24-26
11/10	Dolphins	S	L	12-16
11/17	Jaguars	S	W	33-13
11/21	at Texans	S	L	17-20
12/01	Titans	S	L	17-31
12/08	at Buccaneers	S	L	35-38
12/16	at Saints	S	L	7-34
12/22	Panthers	S	W	38-6
12/29	at Jaguars	S	L	20-38
2019 TOTALS		16-16	7-9	

+ - Overtime

2020 GAME-BY-GAME REGULAR-SEASON STATISTICS (COLTS)

DATE	OPPONENT	P/S	W/L	SCORE
09/13	at Jaguars	S	L	20-27
09/20	Vikings	S	W	28-11
09/27	Jets	S	W	36-7
10/04	at Bears	S	W	19-11
10/11	at Browns	S	L	23-32
10/18	Bengals	S	W	31-27
11/01	at Lions	S	W	41-21
11/08	Ravens	S	L	10-24
11/12	at Titans	S	W	34-17
11/22	Packers		W	34-31+
11/29	Titans	S	L	26-45
12/06	at Texans	S	W	26-20
12/13	at Raiders	S	W	44-27
12/20	Texans	S	W	27-20
12/27	at Steelers		L	24-28
01/03	Jaguars	S	W	28-14
2020 TOTALS		14-14	11-5	

+ - Overtime



@BradenSmith72



@BRADENSMITH71

72**BRADEN SMITH****TACKLE**

(BRAY-den)

**2021 GAME-BY-GAME REGULAR-SEASON STATISTICS (COLTS)**

DATE	OPPONENT	P/S		W/L	SCORE
09/12	Seahawks	S		L	16-28
09/19	Rams		ON INACTIVE LIST	L	24-27
09/26	at Titans		ON INACTIVE LIST	L	16-25
10/03	at Dolphins		ON INACTIVE LIST	W	27-17
10/11	at Ravens		ON INACTIVE LIST	L	25-31+
10/17	Texans		ON INACTIVE LIST	W	31-3
10/24	at 49ers		ON INACTIVE LIST	W	30-18
10/31	Titans	S		L	31-34+
11/04	Jets	S		W	45-30
11/14	Jaguars	S		W	23-17
11/21	at Bills	S		W	41-15
11/28	Buccaneers	S		L	31-38
12/05	at Texans	S		W	31-0
12/18	Patriots	S		W	27-17
12/25	at Cardinals	S		W	22-16
01/02	Raiders	S		L	20-23
01/09	at Jaguars	S		L	11-26
2021 TOTALS		11-11		9-8	

+ - Overtime

2022 GAME-BY-GAME REGULAR-SEASON STATISTICS (COLTS)

DATE	OPPONENT	P/S		W/L/T	SCORE
09/11	at Texans	S		T	20-20
09/18	at Jaguars	S		L	0-24
09/25	Chiefs	S		W	20-17
10/02	Titans	S		L	17-24
10/06	at Broncos	S		W	12-9+
10/16	Jaguars	S		W	34-27
10/23	at Titans	S		L	10-19
10/30	Commanders	S		L	16-17
11/06	at Patriots	S		L	3-26
11/13	at Raiders	S		W	25-20
11/20	Eagles	S		L	16-17
11/28	Steelers	S		L	17-24
12/04	at Cowboys		ON INACTIVE LIST	L	19-54
12/17	at Vikings	S		L	36-39+
12/26	Chargers	S		L	3-20
01/01	at Giants	S		L	10-38
01/08	Texans	S		L	31-32
2022 TOTALS		16-16		4-12-1	

+ - Overtime

2018 GAME-BY-GAME POSTSEASON STATISTICS (COLTS)

DATE	OPPONENT	P/S		W/L	SCORE
01/05	at Texans	S		W	21-7
01/12	at Chiefs	S		L	13-31
2018 TOTALS		2-2		1-1	

2020 GAME-BY-GAME POSTSEASON STATISTICS (COLTS)

DATE	OPPONENT	P/S		W/L	SCORE
01/09	at Bills	S		L	24-27
2020 TOTALS		1-1		0-1	

**@BradenSmith72****@BRADENSMITH71**

48 KADEN SMITH

TIGHT END



KADEN SMITH: SIGNED BY THE COLTS AS A FREE AGENT ON MAY 24, 2023.

6-5 • 249 LBS
NFL EXP: 4
(1ST YEAR WITH THE COLTS)
BORN: 4/24/97



COLLEGE:
STANFORD

4TH-AND-SHORT

- In his first four seasons, he played in 33 games (22 starts) with the Giants (2019-21) and 49ers (2019) and compiled 52 receptions for 413 yards and three touchdowns.
- 2018 Second Team All-Pac-12 selection.
- His father, Mark, played college football at Willamette.

NFL HIGHLIGHTS

- Has played in 33 career games (22 starts) in his time with the New York Giants (2019-21) and San Francisco 49ers (2019) and has compiled 52 receptions for 413 yards and three touchdowns.
- He did not spend time with an NFL team during the 2022 season.
- Competed in nine games (four starts) in 2021 and registered three receptions for 33 yards. Contributed two special teams tackles.
- In 2020, he appeared in 15 games (12 starts) and tallied 18 receptions for 112 yards. Also added one kickoff return for five yards.
- He saw action in nine games (six starts) as a rookie in 2019 and accumulated single-season career highs in receptions (31), receiving yards (268) and touchdowns (three).



@thekadensmith



@thekadensmith

48 KADEN SMITH

TIGHT END



COLLEGE HIGHLIGHTS

- Appeared in 25 games (12 starts) at Stanford (2016-18) and totaled 70 receptions for 1,049 yards and seven touchdowns.
- In 2018, he earned Second Team All-Pac-12 honors after he competed in 11 games (10 starts) and registered 47 receptions for 635 yards and two touchdowns. Earned Pac-12 All-Academic Honorable Mention accolades. Had a team-high six receptions for 95 yards in a win at No. 20 Oregon.
- As a sophomore, he saw action in 14 games (two starts) and compiled 23 receptions for 414 yards and five touchdowns. Named a Pac-12 All-Academic Honorable Mention honoree.
- Did not see game action in 2016.

PERSONAL

- Attended Marcus High School in Flower Mound, Texas.
- Named a four-star recruit by Rivals, Scout and 247Sports.
- As a senior team captain, he earned first team all-state accolades after he totaled 57 receptions for 917 yards.
- Named a three-time all-district honoree.
- His father, Mark, played college football at Willamette.
- Played in the 2016 Under Armour All-America Game.
- Majored in political science.
- A native of Flower Mound, Texas.

ADDITIONAL TRANSACTIONS

- Waived by the New York Giants on March 11, 2022.
- Claimed by the Giants off waivers (San Francisco 49ers) on September 16, 2019.
- Waived by the 49ers on September 14, 2019.
- Selected by San Francisco in the sixth round (176th overall) of the 2019 NFL Draft.

KADEN SMITH'S - NFL REGULAR SEASON STATISTICS

DATE	TEAM	GP	GS	RECEIVING					RUSHING				
				NO.	YDS.	AVG.	LG	TD	NO.	YDS.	AVG.	LG	TD
2019	49ers	0	0	0	0	0.0	0	0	0	0	0.0	0	0
				Went from San Francisco to N.Y. Giants.									
2019	Giants	9	6	31	268	8.6	32	3	0	0	0.0	0	0
2019	TOTAL	9	6	31	268	8.6	32	3	0	0	0.0	0	0
2020	Giants	15	12	18	112	6.2	16	0	0	0	0.0	0	0
2021	Giants	9	4	3	33	11.0	21	0	0	0	0.0	0	0
TOTALS		33	22	52	413	7.9	32	3	0	0	0.0	0	0

KADEN SMITH'S - NFL REGULAR SEASON STATISTICS

DATE	TEAM	KICKOFF RETURNS					PUNT RETURNS					
		RET.	YDS.	AVG.	LG	TD	NO.	FC	YDS.	AVG.	LG	TD
2019	49ers	0	0	0.0	0	0	0	0	0	0.0	0	0
		Went from San Francisco to N.Y. Giants.										
2019	Giants	0	0	0.0	0	0	0	0	0	0.0	0	0
2019	TOTAL	0	0	0.0	0	0	0	0	0	0.0	0	0
2020	Giants	1	5	5.0	5	0	0	0	0	0.0	0	0
2021	Giants	0	0	0.0	0	0	0	0	0	0.0	0	0
TOTALS		1	5	5.0	5	0	0	0	0	0.0	0	0



@thekadensmith



@thekadensmith



SINGLE-GAME HIGHS: RUSHING/RECEIVING

Receptions	8 vs. Philadelphia Eagles, Dec 29, 2019 6 at Washington Redskins, Dec 22, 2019 ...1 more at 6.	Kickoff Returns	1 vs. San Francisco 49ers, Sep 27, 2020
Receiving Yards	98 vs. Philadelphia Eagles, Dec 29, 2019 70 vs. Green Bay Packers, Dec 01, 2019 38 vs. Miami Dolphins, Dec 15, 2019	Kickoff Return Yards	5 vs. San Francisco 49ers, Sep 27, 2020
Receiving Average	12.7 vs. Miami Dolphins, Dec 15, 2019 12.3 vs. Philadelphia Eagles, Dec 29, 2019 11.7 vs. Green Bay Packers, Dec 01, 2019	Longest Kickoff Return	5 vs. San Francisco 49ers, Sep 27, 2020
Longest Receptions	32 vs. Green Bay Packers, Dec 01, 2019 27 vs. Miami Dolphins, Dec 15, 2019 25 vs. Philadelphia Eagles, Dec 29, 2019	Special Teams Tackles	1 at Dallas Cowboys, Oct 10, 2021 ...1 more at 1.
Receiving TDs	2 at Washington Redskins, Dec 22, 2019 1 at Chicago Bears, Nov 24, 2019	Most TDs	2 at Washington Redskins, Dec 22, 2019 1 at Chicago Bears, Nov 24, 2019
All-Purpose Yards	98 vs. Philadelphia Eagles, Dec 29, 2019 70 vs. Green Bay Packers, Dec 01, 2019 38 vs. Miami Dolphins, Dec 15, 2019	Miscellaneous Tackles	1 at Philadelphia Eagles, Oct 22, 2020 ...1 more at 1.

2019 GAME-BY-GAME REGULAR-SEASON STATISTICS (49ERS/GIANTS)

DATE	OPPONENT	P/S	RECEIVING					RUSHING					W/L	SCORE	
			NO.	YDS.	AVG.	LG	TD	NO.	YDS.	AVG.	LG	TD			
09/08	at Buccaneers													W	31-17
09/15	at Bengals													W	41-17
09/22	at Buccaneers													W	32-31
09/29	Redskins													W	24-3
10/06	Vikings													L	10-28
10/10	at Patriots	P	0	0	0.0	0	0	0	0.0	0	0	0	L	14-35	
10/20	Cardinals												L	21-27	
10/27	at Lions												L	26-31	
11/04	Cowboys	P	0	0	0.0	0	0	0	0.0	0	0	0	L	18-37	
11/10	at Jets	P	1	1	1.0	1	0	0	0.0	0	0	0	L	27-34	
11/24	at Bears	S	5	17	3.4	11	1	0	0.0	0	0	0	L	14-19	
12/01	Packers	S	6	70	11.7	32	0	0	0.0	0	0	0	L	13-31	
12/09	at Eagles	S	2	9	4.5	7	0	0	0.0	0	0	0	L	17-23+	
12/15	Dolphins	S	3	38	12.7	27	0	0	0.0	0	0	0	W	36-20	
12/22	at Redskins	S	6	35	5.8	10	2	0	0.0	0	0	0	W	41-35+	
12/29	Eagles	S	8	98	12.3	25	0	0	0.0	0	0	0	L	17-34	
2019 TOTALS		9-6	31	268	8.6	32	3	0	0	0.0	0	0	0	6-10	

+ - Overtime

2020 GAME-BY-GAME REGULAR-SEASON STATISTICS (GIANTS)

DATE	OPPONENT	P/S	RECEIVING					RUSHING					W/L	SCORE
			NO.	YDS.	AVG.	LG	TD	NO.	YDS.	AVG.	LG	TD		
09/14	Steelers	S	2	17	8.5	12	0	0	0	0.0	0	0	L	16-26
09/20	at Bears	S	2	-1	-0.5	2	0	0	0	0.0	0	0	L	13-17
09/27	49ers	S	1	13	13.0	13	0	0	0	0.0	0	0	L	9-36
10/04	at Rams	P	1	10	10.0	10	0	0	0	0.0	0	0	L	9-17
10/11	at Cowboys	S	1	7	7.0	7	0	0	0	0.0	0	0	L	34-37
10/18	Football Team	S	3	15	5.0	9	0	0	0	0.0	0	0	W	20-19
10/22	at Eagles	S	0	0	0.0	0	0	0	0	0.0	0	0	L	21-22
11/02	Buccaneers	S	1	6	6.0	6	0	0	0	0.0	0	0	L	23-25
11/08	at Football Team	S	1	8	8.0	8	0	0	0	0.0	0	0	W	23-20
11/15	Eagles	S	2	12	6.0	11	0	0	0	0.0	0	0	W	27-17
11/29	at Bengals												W	19-17
12/06	at Seahawks	P	1	3	3.0	3	0	0	0	0.0	0	0	W	17-12
12/13	Cardinals	S	1	6	6.0	6	0	0	0	0.0	0	0	L	7-26
12/20	Browns	S	1	0	0.0	0	0	0	0	0.0	0	0	L	6-20
12/27	at Ravens	S	0	0	0.0	0	0	0	0	0.0	0	0	L	13-27
01/03	Cowboys	P	1	16	16.0	16	0	0	0	0.0	0	0	W	23-19
2020 TOTALS		15-12	18	112	6.2	16	0	0	0	0.0	0	0	6-10	



48 KADEN SMITH

TIGHT END



2021 GAME-BY-GAME REGULAR-SEASON STATISTICS (GIANTS)

DATE	OPPONENT	P/S	RECEIVING					RUSHING					W/L	SCORE
			NO.	YDS.	AVG.	LG	TD	NO.	YDS.	AVG.	LG	TD		
09/12	Broncos	S	0	0	0.0	0	0	0	0	0.0	0	0	L	13-27
09/16	at Football Team	S	2	24	12.0	21	0	0	0	0.0	0	0	L	29-30
09/26	Falcons	P	1	9	9.0	9	0	0	0	0.0	0	0	L	14-17
10/03	at Saints	S	0	0	0.0	0	0	0	0	0.0	0	0	W	27-21+
10/10	at Cowboys	S	0	0	0.0	0	0	0	0	0.0	0	0	L	20-44
10/17	Rams	P	0	0	0.0	0	0	0	0	0.0	0	0	L	11-38
10/24	Panthers	P	0	0	0.0	0	0	0	0	0.0	0	0	W	25-3
11/01	at Chiefs	P	0	0	0.0	0	0	0	0	0.0	0	0	L	17-20
11/07	Raiders	P	0	0	0.0	0	0	0	0	0.0	0	0	W	23-16
11/22	at Buccaneers												L	10-30
11/28	Eagles												W	13-7
12/05	at Dolphins												L	9-20
12/12	at Chargers												L	21-37
12/19	Cowboys												L	6-21
12/26	at Eagles												L	10-34
01/02	at Bears												L	3-29
01/09	Football Team												L	7-22
2021 TOTALS		9-4	3	33	11.0	21	0	0	0	0.0	0	0	0	4-13

+ - Overtime



@thekadensmith



@thekadensmith

15

VYNCINT SMITH

WIDE RECEIVER



VYNCINT SMITH: ORIGINALLY SIGNED TO THE COLTS PRACTICE SQUAD ON OCTOBER 17, 2022.

6-3 • 195 LBS

NFL EXP: 4

(2ND YEAR WITH THE COLTS)

BORN: 6/9/96



**COLLEGE:
LIMESTONE**

4TH-AND-SHORT

- In his first five seasons, he played in 29 games (five starts) in his time with the Colts (2022), Broncos (2022), Buccaneers (2022), Jets (2019-21) and Texans (2018-19) and tallied 23 receptions for 329 yards and one touchdown. Also compiled three carries for 52 yards and one touchdown. Smith registered 12 kickoff returns for 322 yards (26.8 avg.).
- His older sister, Vynessa, played for the Atlanta Steam of the Professional Women's Football League in 2014.
- Born in Bad Windsheim, Germany.

NFL HIGHLIGHTS

- He has played in 29 career games (five starts) in his time with the Denver Broncos (2022), Tampa Bay Buccaneers (2022), New York Jets (2019-21) and Houston Texans (2018-19) and has totaled 23 receptions for 329 yards and one touchdown. He has compiled three carries for 52 yards and one touchdown. Smith has also registered 12 kickoff returns for 322 yards (26.8 avg.).
- Spent time on the Indianapolis and Denver practice squads during the 2022 season.
- In 2021, he appeared in two games but did not record any statistics. Spent the majority of the season on the practice squad.
- Saw action in seven games in 2020 and recorded one reception for 13 yards. He also tallied two kickoff returns for 23 yards and three special teams stops.
- In 2019, he appeared in 13 games (four starts) and compiled 17 receptions for 225 yards and also added three rushes for 52 yards and one touchdown. He also returned 10 kickoffs for 299 yards (29.9 avg.) and accumulated two special teams stops.
- He saw playing time in seven games (one start) in 2018 and tallied five receptions for 91 yards and one touchdown. He also appeared in one postseason contest, but did not record any statistics.



S

M

T

H



@vyncintsmith



@vyncint_smith



COLLEGE HIGHLIGHTS

- Appeared in 40 games at Limestone (2014-17) and recorded 153 receptions for 2,371 yards and 11 touchdowns. He set the program single-season record in receiving yards (709) his junior year.
- In 2017, he earned Second Team All-South Atlantic Conference after he appeared in 10 games and compiled 49 receptions for 849 yards and three touchdowns.
- As a junior, he started all 11 games and recorded 44 receptions for 709 yards and four touchdowns. He also returned eight punts for 24 yards.
- In 2015, he saw action in all 10 games (nine starts) and tallied 32 receptions for 418 yards and a team-high four touchdowns as well as one carry for six yards.
- As a true freshman, he appeared in nine games (six starts) and recorded 28 receptions for 395 yards.

PERSONAL

- Attended Westwood High School in Blythewood, S.C.
- Competed in track and was a member of Team Blaze, finishing second in the nation in the 4x100.
- Named an all-region selection his senior year after he totaled 31 receptions for 503 yards and four touchdowns.
- His older sister, Vynnessa, played for the Atlanta Steam of the Professional Women's Football League in 2014.
- Majored in mathematics.
- Born in Bad Windsheim, Germany.

ADDITIONAL TRANSACTIONS

- Signed by Indianapolis to a reserve/future contract on January 9, 2023.
- Signed to the Colts practice squad on October 17, 2022.
- Released from the Denver Broncos practice squad on October 11, 2022.
- Signed to the Broncos practice squad on September 5, 2022.
- Waived by the Tampa Bay Buccaneers on August 21, 2022.
- Signed by Tampa Bay to a reserve/future contract on January 31, 2022.
- Released from the New York Jets practice squad on January 17, 2022.
- Signed to the Jets practice squad on December 20, 2021.
- Signed to the New York Jets active roster from the practice squad on December 18, 2021.
- Signed to the Jets practice squad on December 13, 2021.
- Signed to the New York Jets active roster from the practice squad on December 11, 2021.
- Signed to the Jets practice squad on September 1, 2021.
- Waived by the New York Jets on August 31, 2021.
- Re-signed by the Jets on March 13, 2021.
- Signed to the New York Jets active roster from the Houston Texans practice squad on September 23, 2019.
- Signed to the Houston practice squad on September 2, 2019.
- Waived by the Texans on August 31, 2019.
- Signed by Houston as an undrafted free agent on May 11, 2018.

VYNCINT SMITH'S - NFL REGULAR SEASON STATISTICS

DATE	TEAM	GP	GS	RECEIVING					RUSHING				
				NO.	YDS.	AVG.	LG	TD	NO.	YDS.	AVG.	LG	TD
2018	Texans	7	1	5	91	18.2	35t	1	0	0	0.0	0	0
2019	Jets	13	4	17	225	13.2	37	0	3	52	17.3	20	1
2020	Jets	7	0	1	13	13.0	13	0	0	0	0.0	0	0
2021	Jets	2	0	0	0	0.0	0	0	0	0	0.0	0	0
2022	Buccaneers	0	0	0	0	0.0	0	0	0	0	0.0	0	0
				Went from Tampa Bay to Indianapolis .									
2022	Colts	0	0	0	0	0.0	0	0	0	0	0.0	0	0
2022	TOTAL	0	0	0	0	0.0	0	0	0	0	0.0	0	0
TOTALS		29	5	23	329	14.3	37	1	3	52	17.3	20	1



15

VYNCINT SMITH

WIDE RECEIVER



VYNCINT SMITH'S - NFL POSTSEASON STATISTICS

DATE	TEAM	GP	GS	RECEIVING					RUSHING				
				NO.	YDS.	AVG.	LG	TD	NO.	YDS.	AVG.	LG	TD
2018	Texans	1	0	0	0	0.0	0	0	0	0	0.0	0	0
TOTALS		1	0	0	0	0.0	0	0	0	0	0.0	0	0

VYNCINT SMITH'S - NFL REGULAR SEASON STATISTICS

DATE	TEAM	KICKOFF RETURNS					PUNT RETURNS					
		RET.	YDS.	AVG.	LG	TD	NO.	FC	YDS.	AVG.	LG	TD
2018	Texans	0	0	0.0	0	0	0	0	0	0.0	0	0
2019	Jets	10	299	29.9	78	0	0	0	0	0.0	0	0
2020	Jets	2	23	11.5	16	0	0	0	0	0.0	0	0
2021	Jets	0	0	0.0	0	0	0	0	0	0.0	0	0
2022	Buccaneers	0	0	0.0	0	0	0	0	0	0.0	0	0
Went from Tampa Bay to Indianapolis.												
2022	Colts	0	0	0.0	0	0	0	0	0	0.0	0	0
2022	TOTAL	0	0	0.0	0	0	0	0	0	0.0	0	0
TOTALS		12	322	26.8	78	0	0	0	0	0.0	0	0

VYNCINT SMITH'S - NFL POSTSEASON STATISTICS

DATE	TEAM	KICKOFF RETURNS					PUNT RETURNS					
		RET.	YDS.	AVG.	LG	TD	NO.	FC	YDS.	AVG.	LG	TD
2018	Texans	0	0	0.0	0	0	0	0	0	0.0	0	0
TOTALS		0	0	0.0	0	0	0	0	0	0.0	0	0

SINGLE-GAME HIGHS: RUSHING/RECEIVING

Rush Attempts	1 at Buffalo Bills, Dec 29, 2019 ...2 more at 1.	All-Purpose Yards	126 at Baltimore Ravens, Dec 12, 2019 98 at Miami Dolphins, Nov 03, 2019 78 vs. Dallas Cowboys, Oct 13, 2019
Rushing Yards	20 at Buffalo Bills, Dec 29, 2019 19 at Philadelphia Eagles, Oct 06, 2019 13 at Jacksonville Jaguars, Oct 27, 2019	Kickoff Returns	3 at Baltimore Ravens, Dec 12, 2019 ...1 more at 3.
Longest Runs	20 at Buffalo Bills, Dec 29, 2019 19t at Philadelphia Eagles, Oct 06, 2019 13 at Jacksonville Jaguars, Oct 27, 2019	Kickoff Return Yards	86 at Baltimore Ravens, Dec 12, 2019 78 at Miami Dolphins, Nov 03, 2019 73 vs. Dallas Cowboys, Oct 13, 2019
Rushing TDs	1 at Philadelphia Eagles, Oct 06, 2019	Longest Kickoff Return	78 at Miami Dolphins, Nov 03, 2019 37 at Baltimore Ravens, Dec 12, 2019 28 at Baltimore Ravens, Dec 12, 2019 ...1 more at 28.
Receptions	3 at Buffalo Bills, Dec 29, 2019 ...3 more at 3.	Kickoff Return Average	28.7 at Baltimore Ravens, Dec 12, 2019 24.3 vs. Dallas Cowboys, Oct 13, 2019
Receiving Yards	40 at Baltimore Ravens, Dec 12, 2019 37 vs. Miami Dolphins, Dec 08, 2019 36 at Buffalo Bills, Dec 29, 2019	Special Teams Tackles	2 vs. Buffalo Bills, Oct 25, 2020 1 at Kansas City Chiefs, Nov 01, 2020 ...2 more at 1.
Receiving Average	13.3 at Baltimore Ravens, Dec 12, 2019 12.0 at Buffalo Bills, Dec 29, 2019 10.7 vs. Pittsburgh Steelers, Dec 22, 2019	Most TDs	1 at Philadelphia Eagles, Oct 06, 2019 ...1 more at 1.
Longest Receptions	37 vs. Miami Dolphins, Dec 08, 2019 35t at Philadelphia Eagles, Dec 23, 2018 31 at Baltimore Ravens, Dec 12, 2019	Miscellaneous Tackles	1 at Washington Redskins, Nov 17, 2019
Receiving TDs	1 at Philadelphia Eagles, Dec 23, 2018		



@vyncintsmith



@vyncint_smith

15

VYNCINT SMITH

WIDE RECEIVER



2018 GAME-BY-GAME REGULAR-SEASON STATISTICS (TEXANS)

DATE	OPPONENT	P/S	RECEIVING					RUSHING					W/L	SCORE
			NO.	YDS.	AVG.	LG	TD	NO.	YDS.	AVG.	LG	TD		
09/09	at Patriots	S	0	0	0.0	0	0	0	0	0.0	0	0	L	20-27
09/16	at Titans	P	0	0	0.0	0	0	0	0	0.0	0	0	L	17-20
09/23	Giants	P	1	28	28.0	28	0	0	0	0.0	0	0	L	22-27
09/30	at Colts												W	37-34+
10/07	Cowboys												W	19-16+
10/14	Bills												W	20-13
10/21	at Jaguars												W	20-7
10/25	Dolphins	P	0	0	0.0	0	0	0	0	0.0	0	0	W	42-23
11/04	at Broncos	P	0	0	0.0	0	0	0	0	0.0	0	0	W	19-17
11/18	at Redskins												W	23-21
11/26	Titans												W	34-17
12/02	Browns												W	29-13
12/09	Colts												L	21-24
12/15	at Jets												W	29-22
12/23	at Eagles	P	1	35	35.0	35t	1	0	0	0.0	0	0	L	30-32
12/30	Jaguars	P	3	28	9.3	10	0	0	0	0.0	0	0	W	20-3
2018 TOTALS		7-1	5	91	18.2	35T	1	0	0	0.0	0	0	11-5	

+ - Overtime

2019 GAME-BY-GAME REGULAR-SEASON STATISTICS (JETS)

DATE	OPPONENT	P/S	RECEIVING					RUSHING					W/L	SCORE
			NO.	YDS.	AVG.	LG	TD	NO.	YDS.	AVG.	LG	TD		
09/08	Bills												L	16-17
09/16	Browns												L	3-23
09/22	at Patriots												L	14-30
10/06	at Eagles	P	0	0	0.0	0	0	1	19	19.0	19t	1	L	6-31
10/13	Cowboys	P	1	5	5.0	5	0	0	0	0.0	0	0	W	24-22
10/21	Patriots												L	0-33
10/27	at Jaguars												L	15-29
11/03	at Dolphins												L	18-26
11/10	Giants												W	34-27
11/17	at Redskins												W	34-17
11/24	Raiders												W	34-3
12/01	at Bengals												L	6-22
12/08	Dolphins												W	22-21
12/12	at Ravens												L	21-42
12/22	Steelers												W	16-10
12/29	at Bills												W	13-6
2019 TOTALS		2-0	1	5	5.0	5	0	1	19	19.0	19T	1	7-9	

2020 GAME-BY-GAME REGULAR-SEASON STATISTICS (JETS)

DATE	OPPONENT	P/S	RECEIVING					RUSHING					W/L	SCORE
			NO.	YDS.	AVG.	LG	TD	NO.	YDS.	AVG.	LG	TD		
09/13	at Bills												L	17-27
09/20	49ers												L	13-31
09/27	at Colts												L	7-36
10/01	Broncos												L	28-37
10/11	Cardinals												L	10-30
10/18	at Dolphins												L	0-24
10/25	Bills												L	10-18
11/01	at Chiefs	P	1	13	13.0	13	0	0	0	0.0	0	0	L	9-35
11/09	Patriots												L	27-30
11/22	at Chargers	P	0	0	0.0	0	0	0	0	0.0	0	0	L	28-34
11/29	Dolphins	P	0	0	0.0	0	0	0	0	0.0	0	0	L	3-20
12/06	Raiders												L	28-31
12/13	at Seahawks												L	3-40
12/20	at Rams												W	23-20
12/27	Browns	P	0	0	0.0	0	0	0	0	0.0	0	0	W	23-16
01/03	at Patriots	P	0	0	0.0	0	0	0	0	0.0	0	0	L	14-28
2020 TOTALS		5-0	1	13	13.0	13	0	0	0	0.0	0	0	2-14	



@vyncintsmith



@vyncint_smith

45 E.J. SPEED

LINEBACKER



E.J. SPEED: SELECTED BY THE COLTS IN THE FIFTH ROUND (164TH OVERALL) OF THE 2019 NFL DRAFT.



6-4 • 227 LBS
NFL EXP: 5
(5TH YEAR WITH THE COLTS)
BORN: 6/1/95



COLLEGE:
TARLETON
STATE

4TH-AND-SHORT

- In his first four seasons, he registered 79 tackles (49 solo), 8.0 tackles for loss, 1.0 sack, three passes defended, three forced fumbles, 31 special teams stops, one blocked punt and two touchdowns off of blocked punts in 61 games (six starts).
- 2x AFC Special Teams Player of the Week.
- Played quarterback in high school before switching to wide receiver in college and then finally linebacker.
- Highest drafted player in Tarleton State history.

DOWN THE STRETCH

What is on your bucket list: I want to go skydiving and snorkeling. I also want to start a shoe collection.

Do you have any nicknames: General, General-5, 5 and Speed.

Do you have a pregame ritual: I eat pasta before each game. I pray and I also like to call family members before the game. I usually listen to Kodak and Kevin Gates.

What is your favorite movie: "Get Rich or Die Trying"

Who is your mentor: My father is great at mentoring. Also, I really listen to anyone who has been through the situation I'm going through that is older. I tend to listen a lot to those people.


What is one of your pet peeves: I don't like people who talk a lot with no action.

What are your hidden talents: Cooking

What are your hobbies outside of football: I am kind of a foodie. I like to restaurant hop.

What is one thing you can't live without: Prayer

Who was your favorite athlete growing up: Devin Hester

 @EJ_SPEED

 @district.5_

45 E.J. SPEED

LINEBACKER



STAYING CLOSE TO HOME

Like any high school football prospect, Speed had a tough decision to make. He was recruited by FBS schools, including Oklahoma State, Colorado and Colorado State. However, life for him changed his senior year. "My brother got diagnosed with cancer in December of my senior year in high school. So I decided to stay close to him with the chances that he would get over cancer and come and play with me at a closer school, about 45 minutes away from my house." Unfortunately, Speed's brother, Paul, passed in April of 2019. But Speed doesn't regret choosing a Division II school and thinks he was as prepared as any Division I athlete coming into the NFL. "I wouldn't say it was tough because we had a great strength and conditioning coach. We always lifted like DI athletes and trained like DI athletes."



SPECIAL TEAMS PLAYER OF THE WEEK

Speed earned AFC Special Teams Player of the Week for Week 10 of 2020 at Tennessee after he blocked a Titans' punt late in the third quarter that cornerback T.J. Carrie recovered and returned for a touchdown. Speed became the first Indianapolis player to earn AFC Special Teams Player of the Week recognition since running back Nyheim Hines earned the distinction in Week 16 of the 2019 season.



NFL HIGHLIGHTS

- In four seasons with the Colts, he has appeared in 61 games (six starts) and has totaled 79 tackles (49 solo), 8.0 tackles for loss, 1.0 sack, three passes defended, 31 special teams stops, three forced fumbles, one blocked punt and two touchdowns off of blocked punts. Has competed in one postseason contest and tallied one special teams stop.

MAKING THE SWITCH

Speed has switched positions multiple times throughout his career. During his high school career at North Crowley (Texas) High School, he played quarterback and was named first-team all-district his senior year. When he arrived at Tarleton, he was converted to wide receiver and was redshirted. Then his sophomore year, he received a medical redshirt and finally ended up making the switch to linebacker in 2015. He credits his successful change in positions to his defensive coordinator at Tarleton State. "My defensive career started to blossom when Coach (Marcus) Patton got there. He did a great job of teaching me the game – run fits, pass drops and tendencies."

SPECIAL TEAMS PLAYER OF THE WEEK

Speed earned AFC Special Teams Player of the Week in Week 10 of 2021 vs. Jacksonville after he recovered a blocked punt and returned it 12 yards for a touchdown and also registered one special teams tackle. It marked the second time in his career that Speed has garnered Player of the Week honors and became the second Indianapolis player to win AFC Special Teams Player of the Week honors in 2021, joining punter Rigoberto Sanchez.



NFL HIGHLIGHTS CONT...

- In 2022, he competed in all 17 games (five starts) and compiled 55 tackles (32 solo), 7.0 tackles for loss, 1.0 sack, two passes defended and three forced fumbles. In Week 18 vs. Houston, he tied for the team high in tackles (eight), while also adding four solo tackles, one pass defended and one forced fumble. He recorded a forced fumble in the second quarter that was recovered by safety Julian Blackmon and returned 34 yards. It marked his second forced fumble in 2022, which sets a new single-season career high.
- Appeared in all 17 games (one start) in 2021 and recorded 18 tackles (14 solo), one pass defended, one forced fumble, 12 special teams stops and two blocked punts returned for touchdowns. In Week 2 vs. the Los Angeles Rams, he forced a fumble that was recovered in the end zone by Ashton Dulin. In Week 5 at Baltimore, he registered a single-game career-high three special teams stops. In Week 10 vs. Jacksonville, he was named AFC Special Teams Player of the Week after he recovered a blocked punt and ran the ball in the end zone for a 12-yard touchdown. In Week 15 vs. New England, he recovered a blocked punt in the end zone for a touchdown. In Week 16 at Arizona, he made his first-career start and led the team in tackles (nine) and solo tackles (eight) while adding one pass defended.

45 E.J. SPEED

LINEBACKER



NFL HIGHLIGHTS CONT...

- In 2020, he played in 15 games and totaled nine special teams stops and one blocked punt. In Week 10 at Tennessee, he earned AFC Special Teams Player of the Week after he blocked a punt that was then recovered for a touchdown. It marked the Colts' first blocked punt since 2017 and the team's first touchdown off a blocked punt since Week 13 of 2010. Appeared in one postseason game and tallied one special teams tackle.
- Appeared in 12 games in 2019 and totaled six tackles (three solo), 1.0 tackle for loss and one special teams stop.

COLLEGE HIGHLIGHTS

- Played in 35 games and totaled 231 tackles (118 solo), 36.0 tackles for loss, 11.5 sacks, 10 passes defended, three interceptions, eight forced fumbles, four fumble recoveries and three blocked kicks. He became the highest drafted player in Tarleton State history.
- In 2018, he earned Second Team All-LSC honors after he appeared in 12 games and recorded 106 tackles (55 solo), 12.5 tackles for loss, 5.0 sacks, five passes defended, one interception and two forced fumbles. He totaled 17 tackles (nine solo), half a tackle for loss and one interception at Minnesota State. Also finished with 15 tackles (11 solo), 2.0 tackles for loss, 1.0 sack and one forced fumble against Texas A&M-Commerce.
- Played in five games in 2017 after dealing with injuries and finished with 41 tackles (24 solo), 8.5 tackles for loss, half a sack, two passes defended, one interception, one forced fumble, two fumble recoveries and one blocked kick. He had a season-high 12 tackles against Delta State.
- In 2016, he was a Second Team All-LSC choice after appearing in 11 games and totaling 68 tackles (35 solo), 13.0 tackles for loss, 6.0 sacks, three passes defended, one interception, five forced fumbles, two fumble recoveries and two blocked kicks. His five forced fumbles led the nation and he forced a career-high three forced fumbles at Eastern New Mexico.
- Played in seven games in 2015 and accumulated 16 tackles (four solo) and 2.0 tackles for loss.
- He received a medical redshirt in 2014 and missed the entire season. He converted from wide receiver to linebacker in the spring.
- Redshirted as a true freshman and converted to wide receiver after playing quarterback in high school.

PERSONAL

- Attended North Crowley High School in Fort Worth, Texas.
- Ranked a two-star prospect by *Rivals*.
- Named a Top-30 prospect in *Dave Campbell's Texas Football* magazine.
- As a senior, he was named first team all-district after he passed for over 3,000 yards and rushed for 350 yards and one touchdown.
- Volunteered at numerous community events with the Colts in 2019, including the Colts Youth Football Camp, the Team Smile event, Lids for Kids and the Pros vs. GI Joes event.
- Participated in the NFL's My Cause My Cleats initiative and represented the Leukemia & Lymphoma Society (2020-22) and the Lymphoma Research Foundation (2019).
- In 2020, he participated in a Colts' mobile pantry distribution and attended a Marion County Juvenile Detention Center activation event.
- Majored in kinesiology.
- A native of Fort Worth, Texas.



@EJ_SPEED



@district.5_



2020 GAME-BY-GAME REGULAR-SEASON STATISTICS (COLTS)

DATE	OPPONENT	P/S	TACKLES							INTERCEPTIONS					FUMBLES				ST					MISC		W/L	SCORE		
			TK	S	A	SK	YDS	TFL	YDS	QBH	NO	YDS	LG	TD	PD	FF	FR	TD	YDS	TK	S	A	FF	FR	S			A	
09/13	at Jaguars	P	0	0	0	0.0	0.0	0	0	0	0	0	0	0	0	0	0	0	0	0	0	0	0	0	0	0	L	20-27	
09/20	Vikings		ON INACTIVE LIST																									W	28-11
09/27	Jets	P	0	0	0	0.0	0.0	0	0	0	0	0	0	0	0	0	0	0	1	1	0	0	0	0	0	0	W	36-7	
10/04	at Bears	P	0	0	0	0.0	0.0	0	0	0	0	0	0	0	0	0	0	0	1	1	0	0	0	0	0	0	W	19-11	
10/11	at Browns	P	0	0	0	0.0	0.0	0	0	0	0	0	0	0	0	0	0	0	2	1	1	0	0	0	0	0	L	23-32	
10/18	Bengals	P	0	0	0	0.0	0.0	0	0	0	0	0	0	0	0	0	0	0	0	0	0	0	0	0	0	0	W	31-27	
11/01	at Lions	P	0	0	0	0.0	0.0	0	0	0	0	0	0	0	0	0	0	0	0	0	0	0	0	0	0	0	W	41-21	
11/08	Ravens	P	0	0	0	0.0	0.0	0	0	0	0	0	0	0	0	0	0	0	0	0	0	0	0	0	0	0	L	10-24	
11/12	at Titans	P	0	0	0	0.0	0.0	0	0	0	0	0	0	0	0	0	0	0	0	0	0	0	0	0	0	0	W	34-17	
11/22	Packers	P	0	0	0	0.0	0.0	0	0	0	0	0	0	0	0	0	0	0	1	1	0	0	0	0	0	0	W	34-31+	
11/29	Titans	P	0	0	0	0.0	0.0	0	0	0	0	0	0	0	0	0	0	0	0	0	0	0	0	0	0	0	L	26-45	
12/06	at Texans	P	0	0	0	0.0	0.0	0	0	0	0	0	0	0	0	0	0	0	0	0	0	0	0	0	0	0	W	26-20	
12/13	at Raiders	P	0	0	0	0.0	0.0	0	0	0	0	0	0	0	0	0	0	0	0	0	0	0	0	0	0	0	W	44-27	
12/20	Texans	P	0	0	0	0.0	0.0	0	0	0	0	0	0	0	0	0	0	0	1	1	0	0	0	0	0	0	W	27-20	
12/27	at Steelers	P	0	0	0	0.0	0.0	0	0	0	0	0	0	0	0	0	0	0	2	1	1	0	0	0	0	0	L	24-28	
01/03	Jaguars	P	0	0	0	0.0	0.0	0	0	0	0	0	0	0	0	0	0	0	1	1	0	0	0	0	0	0	W	28-14	
2020 TOTALS		15-0	0	0	0	0.0	0.0	0	0	0	0	0	0	0	0	0	0	0	9	7	2	0	0	0	0	0	11-5		

+ - Overtime

2021 GAME-BY-GAME REGULAR-SEASON STATISTICS (COLTS)

DATE	OPPONENT	P/S	TACKLES							INTERCEPTIONS					FUMBLES				ST					MISC		W/L	SCORE	
			TK	S	A	SK	YDS	TFL	YDS	QBH	NO	YDS	LG	TD	PD	FF	FR	TD	YDS	TK	S	A	FF	FR	S			A
09/12	Seahawks	P	0	0	0	0.0	0.0	0	0	0	0	0	0	0	0	0	0	0	0	0	0	0	0	0	0	0	L	16-28
09/19	Rams	P	1	1	0	0.0	0.0	0	0	0	0	0	0	0	0	1	0	0	0	0	0	0	0	0	0	0	L	24-27
09/26	at Titans	P	0	0	0	0.0	0.0	0	0	0	0	0	0	0	0	0	0	0	1	1	0	0	0	0	0	0	L	16-25
10/03	at Dolphins	P	0	0	0	0.0	0.0	0	0	0	0	0	0	0	0	0	0	0	0	0	0	0	0	0	0	0	W	27-17
10/11	at Ravens	P	0	0	0	0.0	0.0	0	0	0	0	0	0	0	0	0	0	0	3	2	1	0	0	0	0	0	L	25-31+
10/17	Texans	P	1	1	0	0.0	0.0	0	0	0	0	0	0	0	0	0	0	0	1	1	0	0	0	0	0	0	W	31-3
10/24	at 49ers	P	0	0	0	0.0	0.0	0	0	0	0	0	0	0	0	0	0	0	3	2	1	0	0	0	0	0	W	30-18
10/31	Titans	P	3	2	1	0.0	0.0	0	0	0	0	0	0	0	0	0	0	0	0	0	0	0	0	0	0	0	L	31-34+
11/04	Jets	P	0	0	0	0.0	0.0	0	0	0	0	0	0	0	0	0	0	0	1	1	0	0	0	0	0	0	W	45-30
11/14	Jaguars	P	0	0	0	0.0	0.0	0	0	0	0	0	0	0	0	0	0	0	1	1	0	0	0	0	0	0	W	23-17
11/21	at Bills	P	2	1	1	0.0	0.0	0	0	0	0	0	0	0	0	0	0	0	0	0	0	0	0	0	0	0	W	41-15
11/28	Buccaneers	P	0	0	0	0.0	0.0	0	0	0	0	0	0	0	0	0	0	0	0	0	0	0	0	0	0	0	L	31-38
12/05	at Texans	P	1	1	0	0.0	0.0	0	0	0	0	0	0	0	0	0	0	0	1	0	1	0	0	0	0	0	W	31-0
12/18	Patriots	P	1	0	1	0.0	0.0	0	0	0	0	0	0	0	0	0	0	0	1	1	0	0	0	0	0	0	W	27-17
12/25	at Cardinals	S	9	8	1	0.0	0.0	0	0	0	0	0	0	0	1	0	0	0	0	0	0	0	0	0	0	0	W	22-16
01/02	Raiders	P	0	0	0	0.0	0.0	0	0	0	0	0	0	0	0	0	0	0	1	0	1	0	0	0	0	0	L	20-23
01/09	at Jaguars	P	0	0	0	0.0	0.0	0	0	0	0	0	0	0	0	0	0	0	0	0	0	0	0	0	0	0	L	11-26
2021 TOTALS		17-1	18	14	4	0.0	0.0	0	0	0	0	0	0	0	1	1	0	0	13	9	4	0	0	0	0	9-8		

+ - Overtime





2022 GAME-BY-GAME REGULAR-SEASON STATISTICS (COLTS)

DATE	OPPONENT	P/S	TACKLES							INTERCEPTIONS				FUMBLES			ST				MISC		SCORE					
			TK	S	A	SK	YDS	TFL	YDS	QBH	NO	YDS	LG	TD	PD	FF	FR	TD	YDS	TK	S	A		FF	FR	S	A	W/L
09/11	at Texans	S	7	3	4	1.0	7.0	0	0	1	0	0	0	0	0	1	0	0	0	0	0	0	0	0	0	0	T	20-20
09/18	at Jaguars	S	5	5	0	0.0	0.0	2	3	0	0	0	0	0	0	0	0	0	0	0	0	0	0	0	0	L	0-24	
09/25	Chiefs	P	1	0	1	0.0	0.0	0	0	0	0	0	0	0	1	0	0	0	0	1	1	0	0	0	0	W	20-17	
10/02	Titans	S	3	1	2	0.0	0.0	0	0	0	0	0	0	0	0	0	0	0	0	0	0	0	0	0	0	L	17-24	
10/06	at Broncos	S	1	0	1	0.0	0.0	0	0	0	0	0	0	0	0	0	0	0	0	0	0	0	0	0	0	W	12-9+	
10/16	Jaguars	P	4	2	2	0.0	0.0	1	2	0	0	0	0	0	0	0	0	0	0	2	0	2	0	0	0	W	34-27	
10/23	at Titans	P	4	4	0	0.0	0.0	1	1	0	0	0	0	0	0	0	0	0	0	0	0	0	0	0	0	L	10-19	
10/30	Commanders	P	3	2	1	0.0	0.0	1	1	0	0	0	0	0	0	0	0	0	0	0	0	0	0	0	0	L	16-17	
11/06	at Patriots	P	0	0	0	0.0	0.0	0	0	0	0	0	0	0	0	0	0	0	0	1	1	0	0	0	0	L	3-26	
11/13	at Raiders	P	3	2	1	0.0	0.0	0	0	0	0	0	0	0	0	0	0	0	0	0	0	0	0	0	0	W	25-20	
11/20	Eagles	P	1	1	0	0.0	0.0	0	0	0	0	0	0	0	0	0	0	0	0	0	0	0	0	0	0	L	16-17	
11/28	Steelers	P	6	2	4	0.0	0.0	1	0	0	0	0	0	0	0	0	0	0	0	1	1	0	0	0	0	L	17-24	
12/04	at Cowboys	P	2	1	1	0.0	0.0	0	0	0	0	0	0	0	0	0	0	0	0	1	1	0	0	0	0	L	19-54	
12/17	at Vikings	S	1	1	0	0.0	0.0	0	0	0	0	0	0	0	0	0	0	0	0	2	1	1	0	0	0	L	36-39+	
12/26	Chargers	P	5	3	2	0.0	0.0	0	0	0	0	0	0	0	0	0	0	0	0	0	0	0	0	0	0	L	3-20	
01/01	at Giants	P	1	1	0	0.0	0.0	1	2	0	0	0	0	0	0	0	0	0	0	0	0	0	0	0	0	L	10-38	
01/08	Texans	P	8	4	4	0.0	0.0	0	0	0	0	0	0	0	1	1	0	0	0	0	0	0	0	0	0	L	31-32	
2022 TOTALS		17-5	55	32	23	1.0	7.0	7	9	1	0	0	0	0	2	2	0	0	0	8	5	3	0	0	0	0	4-12-1	

+ - Overtime

2020 GAME-BY-GAME POSTSEASON STATISTICS (COLTS)

DATE	OPPONENT	P/S	TACKLES							INTERCEPTIONS				FUMBLES			ST				MISC		SCORE					
			TK	S	A	SK	YDS	TFL	YDS	QBH	NO	YDS	LG	TD	PD	FF	FR	TD	YDS	TK	S	A		FF	FR	S	A	W/L
01/09	at Bills	P	0	0	0	0.0	0.0	0	0	0	0	0	0	0	0	0	0	0	0	1	1	0	0	0	0	0	L	24-27
2020 TOTALS		1-0	0	0	0	0.0	0.0	0	0	0	0	0	0	0	0	0	0	0	0	1	1	0	0	0	0	0	0-1	



90 GROVER STEWART

DEFENSIVE TACKLE



GROVER STEWART: SELECTED BY THE COLTS IN THE FOURTH ROUND (144TH OVERALL) OF THE 2017 NFL DRAFT.

6-4 • 314 LBS
NFL EXP: 7
(7TH YEAR WITH THE COLTS)
BORN: 10/20/93



COLLEGE:
ALBANY STATE



4TH-AND-SHORT

- In his first six seasons, he accumulated 239 tackles (141 solo), 25.0 tackles for loss, 8.5 sacks, seven passes defended, one forced fumble, one fumble recovery and two field goal blocks in 96 games (64 starts).
- In 2022, he recorded career highs in total tackles (70), tackles for loss (9.0) and sacks (4.0).
- Four-time First Team SIAC All-Conference honoree.

DOWN THE STRETCH

Favorite team and/or athlete outside of football: LeBron James

Hobbies outside of football: Fishing, riding four wheelers and working on cars

What is something interesting about you that most people may not know: In high school, I ran the 100 meters in track.

Favorite food: Wings and hamburgers

Favorite vacation spot: Pensacola, Fla.

If you could have lunch with three people, living or dead, who would they be: My grandma, my granddad and my son

What is your pregame ritual: I always look at my son's picture, because I know he's going to be my No. 1 fan and that pushes me.

What is your main motivation as a player: My son is my biggest motivation. I always know I didn't have much, so I want him to have it. That's pushing me.

What was your first job or your most unique job growing up: I was a country guy so working in fields. I worked in a watermelon patch. In college my first real job was at a pecan mill pushing barrels.

Did you have an important coach or mentor growing up: My high school coach Dondrial Pinkins. He was the one that pushed me and made me open my eyes and realize everything.

90 GROVER STEWART

DEFENSIVE TACKLE



GROVER THE MECHANIC

When Stewart's not pushing around offensive linemen on the football field, he loves to be tinkering under the hood of an old car. "I love working on cars," Stewart said. "I used to always watch my dad work on cars, and I said, 'I need to figure out how to work on those just in case I have problems.'" But Stewart has taken his mechanical interest beyond just the ability to make a needed repair. These days he's looking to take old or damaged vehicles, fix them up and sell them for a profit. He worked on a Ford F-250 Lariat during the 2018 offseason.

THREE-POINT STANCE SPRINTER

Believe it or not, Stewart dabbled in some sprinting in high school. He was a thrower on the track & field team but had surprising quickness for a big man. After sizing up the competition at one meet, Stewart decided he could take the field. "I was just checking out the guys and I was like, 'Yeah, I know I'm faster than them,'" he said. His coach gave him the go-ahead to give it a shot. "Everybody was looking at me on the start line. I didn't know how to use the blocks, so I got in a three-point stance. I want to say I was in first after the first 50 (meters), but towards the end they were passing by me. But I still came in third place."

A KID FROM CAMILLA

Stewart is a self-proclaimed "country boy" from the small town of Camilla, Ga. (population around 5,000). He's proud of his unlikely journey from a tiny community to the NFL and wants to help those that come after him. "It means a lot to me, because I'm opening doors to younger guys and the guys from back home," Stewart said. "They see me and I tell them, 'It doesn't matter where you're from. It's all about the hard work you put in and the decisions you make.' I want to say the biggest thing I did was make better decisions. Coming from there, I just tell the guys, 'Just keep your head up, stay focused on the goal.' I stayed focused and look what happened."



Camilla, Ga.

NFL HIGHLIGHTS

- In six seasons with the Colts, he has competed in 96 games (64 starts) and has totaled 239 tackles (141 solo), 25.0 tackles for loss, 8.5 sacks, seven passes defended, one forced fumble, one fumble recovery and two field goal blocks. Has appeared in three postseason games (one start) and has recorded four tackles (three solo).
- He started all 17 games in 2022 and registered 70 tackles (44 solo), 9.0 tackles for loss, 4.0 sacks, three passes defended and one fumble recovery. He recorded single-season career highs in tackles, solo tackles, tackles for loss and sacks. In Week 5 at Denver, Stewart blocked a field goal in the third quarter. It marked Indianapolis' first blocked field goal since Denico Autry did it in Week 15 of 2018 vs. Dallas. In Week 7 at Tennessee, he tallied single-game career highs in tackles (12) and solo tackles (six). Since at least 1994, his 12 tackles rank first by a Colts defensive tackle in a single game. In Week 10 at Las Vegas, he tallied four tackles (three solo), 2.0 tackles for loss and 1.0 sack. In Week 13 at Dallas, he compiled five tackles (two solo) and blocked an extra point. It marked the first blocked extra point by the Colts since Denico Autry in Week 10 of 2018.
- In 2021, he started all 17 games and recorded 46 tackles (23 solo), 2.0 tackles for loss, 1.0 sack, one pass defended and one forced fumble. In Week 4 at Miami, he compiled three tackles (two solo), 1.0 sack and one forced fumble. He registered a strip-sack in the fourth quarter that was recovered by Darius Leonard. In Week 6 vs. Houston, he tallied a single-game career-high seven tackles (two solo).
- Started all 16 games for the first time in 2020 and tallied 53 tackles (40 solo), 6.0 tackles for loss, half a sack and one

NFL HIGHLIGHTS CONT...

- pass defended. Among NFL defensive tackles, he had the most solo tackles and tied for ninth in total tackles. In Week 10 at Tennessee, he recorded five tackles (three solo) and 1.0 tackle for loss. Started one postseason contest and registered two solo tackles.
- In 2019, played in all 16 games (13 starts) and recorded 30 tackles (14 solo), 5.0 tackles for loss, 3.0 sacks and one pass defended. In Week 2 at Tennessee, he recorded four tackles (one solo), 1.0 tackle for loss and his first career sack. In Week 16 vs. Carolina, he tallied two solo tackles, 1.0 tackle for loss and 1.0 sack.
- Appeared in 15 games (one start) in 2018 and had 17 tackles (eight solo) and 2.0 tackles for loss. Made his first career start in Week 6 at the New York Jets. Played in two postseason contests and had two tackles (one solo) and half a sack.
- Competed in 15 games during his 2017 rookie season and totaled 23 tackles (12 solo) and 1.0 tackle for loss.

90 GROVER STEWART

DEFENSIVE TACKLE



GROVER STEWART'S - NFL POSTSEASON STATISTICS

DATE	TEAM	GP	GS	TACKLES							INTERCEPTIONS					FUMBLES					ST			MISC				
				TK	S	A	TFL	YDS	SK	YDS	QBH	NO	YDS	LG	TD	PD	FF	FR	TD	YDS	TK	S	A	FF	FR	S	A	
2018	Colts	2	0	2	1	1	0	0	0.5	0.0	1	0	0	0	0	0	0	0	0	0	0	0	0	0	0	0	0	0
2020	Colts	1	1	2	2	0	0	0	0.0	0.0	0	0	0	0	0	0	0	0	0	0	0	0	0	0	0	0	0	
TOTALS		3	1	4	3	1	0	0	0.5	0.0	1	0	0	0	0	0	0	0	0	0	0	0	0	0	0	0	0	

SINGLE-GAME HIGHS: DEFENSIVE

Total Tackles 12 at Tennessee Titans, Oct 23, 2022
8 vs. Washington Commanders, Oct 30, 2022
7 vs. Houston Texans, Oct 17, 2021

Solo Tackles 7 at Tennessee Titans, Oct 23, 2022
6 vs. Washington Commanders, Oct 30, 2022
5 at Houston Texans, Sep 11, 2022

Sacks 1.0 at Minnesota Vikings, Dec 17, 2022
...7 more at 1.0.

Passes Defensed 1 at Minnesota Vikings, Dec 17, 2022
...6 more at 1.

Forced Fumbles 1 at Miami Dolphins, Oct 03, 2021

Tackles For Loss 2 at Las Vegas Raiders, Nov 13, 2022
...3 more at 2.

SINGLE-GAME HIGHS - POSTSEASON: DEFENSIVE

Total Tackles 2 at Buffalo Bills, Jan 09, 2021
1 at Kansas City Chiefs, Jan 12, 2019
...1 more at 1.

Solo Tackles 2 at Buffalo Bills, Jan 09, 2021
1 at Kansas City Chiefs, Jan 12, 2019

Sacks 0.5 at Houston Texans, Jan 05, 2019

2017 GAME-BY-GAME REGULAR-SEASON STATISTICS (COLTS)

DATE	OPPONENT	P/S	TACKLES							INTERCEPTIONS					FUMBLES					ST			MISC		W/L	SCORE		
			TK	S	A	SK	YDS	TFL	YDS	QBH	NO	YDS	LG	TD	PD	FF	FR	TD	YDS	TK	S	A	FF	FR			S	A
09/10	at Rams		INACTIVE																								L	9-46
09/17	Cardinals	P	0	0	0	0.0	0.0	0	0	0	0	0	0	0	0	0	0	0	0	0	0	0	0	0	0	0	L	13-16+
09/24	Browns	P	0	0	0	0.0	0.0	0	0	0	0	0	0	0	0	0	0	0	0	0	0	0	0	0	0	0	W	31-28
10/01	at Seahawks	P	1	0	1	0.0	0.0	0	0	0	0	0	0	0	0	0	0	0	0	0	0	0	0	0	0	0	L	18-46
10/08	49ers	P	0	0	0	0.0	0.0	0	0	0	0	0	0	0	0	0	0	0	0	0	0	0	0	0	0	0	W	26-23+
10/16	at Titans	P	1	1	0	0.0	0.0	0	0	0	0	0	0	0	0	0	0	0	0	0	0	0	0	0	0	L	22-36	
10/22	Jaguars	P	4	2	2	0.0	0.0	1	6	0	0	0	0	0	0	0	0	0	0	0	0	0	0	0	0	L	0-27	
10/29	at Bengals	P	0	0	0	0.0	0.0	0	0	0	0	0	0	0	0	0	0	0	0	0	0	0	0	0	0	L	23-24	
11/05	at Texans	P	2	1	1	0.0	0.0	0	0	0	0	0	0	0	0	0	0	0	0	0	0	0	0	0	0	W	20-14	
11/12	Steelers	P	1	0	1	0.0	0.0	0	0	0	0	0	0	0	0	0	0	0	0	0	0	0	0	0	0	L	17-20	
11/26	Titans	P	2	1	1	0.0	0.0	0	0	0	0	0	0	0	0	0	0	0	0	0	0	0	0	0	0	L	16-20	
12/03	at Jaguars	P	0	0	0	0.0	0.0	0	0	0	0	0	0	0	0	0	0	0	0	0	0	0	0	0	0	L	10-30	
12/10	at Bills	P	4	4	0	0.0	0.0	0	0	0	0	0	0	0	0	0	0	0	0	0	0	0	0	0	0	L	7-13+	
12/14	Broncos	P	4	1	3	0.0	0.0	0	0	0	0	0	0	0	0	0	0	0	0	0	0	0	0	0	0	L	13-25	
12/23	at Ravens	P	1	1	0	0.0	0.0	0	0	0	0	0	0	0	0	0	0	0	0	0	0	0	0	0	0	L	16-23	
12/31	Texans	P	3	1	2	0.0	0.0	0	0	0	0	0	0	0	0	0	0	0	0	0	0	0	0	0	0	W	22-13	
2017 TOTALS		15-0	23	12	11	0.0	0.0	1	6	0	0	0	0	0	0	0	0	0	0	0	0	0	0	0	0	4-12		

+ - Overtime

90 GROVER STEWART

DEFENSIVE TACKLE



2018 GAME-BY-GAME REGULAR-SEASON STATISTICS (COLTS)

DATE	OPPONENT	P/S	TACKLES							INTERCEPTIONS					FUMBLES				ST					MISC		W/L	SCORE					
			TK	S	A	SK	YDS	TFL	YDS	QBH	NO	YDS	LG	TD	PD	FF	FR	TD	YDS	TK	S	A	FF	FR	S			A				
09/09	Bengals	P	0	0	0	0.0	0.0	0	0	0	0	0	0	0	0	0	0	0	0	0	0	0	0	0	0	0	L	23-34				
09/16	at Redskins	P	0	0	0	0.0	0.0	0	0	0	0	0	0	0	0	0	0	0	0	0	0	0	0	0	0	W	21-9					
09/23	at Eagles	P	1	1	0	0.0	0.0	0	0	0	0	0	0	0	0	0	0	0	0	0	0	0	0	0	0	L	16-20					
09/30	Texans		INACTIVE																												L	34-37+
10/04	at Patriots	P	3	0	3	0.0	0.0	0	0	0	0	0	0	0	0	0	0	0	0	0	0	0	0	0	0	L	24-38					
10/14	at Jets	S	4	2	2	0.0	0.0	0	0	0	0	0	0	0	0	0	0	0	0	0	0	0	0	0	0	L	34-42					
10/21	Bills	P	0	0	0	0.0	0.0	0	0	0	0	0	0	0	0	0	0	0	0	0	0	0	0	0	0	W	37-5					
10/28	at Raiders	P	1	1	0	0.0	0.0	0	0	0	0	0	0	0	0	0	0	0	0	0	0	0	0	0	0	W	42-28					
11/11	Jaguars	P	4	3	1	0.0	0.0	1	2	0	0	0	0	0	0	0	0	0	0	0	0	0	0	0	0	W	29-26					
11/18	Titans	P	0	0	0	0.0	0.0	0	0	0	0	0	0	0	0	0	0	0	0	0	0	0	0	0	0	W	38-10					
11/25	Dolphins	P	0	0	0	0.0	0.0	0	0	0	0	0	0	0	0	0	0	0	0	0	0	0	0	0	0	W	27-24					
12/02	at Jaguars	P	1	0	1	0.0	0.0	0	0	0	0	0	0	0	0	0	0	0	0	0	0	0	0	0	0	L	0-6					
12/09	at Texans	P	0	0	0	0.0	0.0	0	0	0	0	0	0	0	0	0	0	0	0	0	0	0	0	0	0	W	24-21					
12/16	Cowboys	P	1	0	1	0.0	0.0	0	0	0	0	0	0	0	0	0	0	0	0	0	0	0	0	0	0	W	23-0					
12/23	Giants	P	1	0	1	0.0	0.0	0	0	0	0	0	0	0	0	0	0	0	0	0	0	0	0	0	0	W	28-27					
12/30	at Titans	P	1	1	0	0.0	0.0	1	3	0	0	0	0	0	0	0	0	0	0	0	0	0	0	0	0	W	33-17					
2018 TOTALS		15-1	17	8	9	0.0	0.0	2	5	0	0	0	0	0	0	0	0	0	0	0	0	0	0	0	10-6							

+ - Overtime

2019 GAME-BY-GAME REGULAR-SEASON STATISTICS (COLTS)

DATE	OPPONENT	P/S	TACKLES							INTERCEPTIONS					FUMBLES				ST					MISC		W/L	SCORE
			TK	S	A	SK	YDS	TFL	YDS	QBH	NO	YDS	LG	TD	PD	FF	FR	TD	YDS	TK	S	A	FF	FR	S		
09/08	at Chargers	P	1	0	1	0.0	0.0	0	0	0	0	0	0	0	0	0	0	0	0	0	0	0	0	0	0	L	24-30+
09/15	at Titans	P	4	1	3	1.0	8.0	1	8	1	0	0	0	0	0	0	0	0	0	0	0	0	0	0	0	W	19-17
09/22	Falcons	P	0	0	0	0.0	0.0	0	0	0	1	0	0	0	0	0	0	0	0	0	0	0	0	0	0	W	27-24
09/29	Raiders	S	0	0	0	0.0	0.0	0	0	0	0	0	0	0	0	0	0	0	0	0	0	0	0	0	0	L	24-31
10/06	at Chiefs	S	2	2	0	1.0	10.0	1	10	1	0	0	0	0	0	0	0	0	0	0	0	0	0	0	0	W	19-13
10/20	Texans	S	2	1	1	0.0	0.0	0	0	0	0	0	0	0	0	0	0	0	0	0	0	0	0	0	0	W	30-23
10/27	Broncos	S	1	1	0	0.0	0.0	0	0	0	0	0	0	0	0	0	0	0	0	0	0	0	0	0	0	W	15-13
11/03	at Steelers	S	5	2	3	0.0	0.0	1	1	0	0	0	0	0	0	0	0	0	0	0	0	0	0	0	0	L	24-26
11/10	Dolphins	S	4	3	1	0.0	0.0	1	2	0	0	0	0	0	0	0	0	0	0	0	0	0	0	0	0	L	12-16
11/17	Jaguars	S	2	0	2	0.0	0.0	0	0	0	0	0	0	0	1	0	0	0	0	0	0	0	0	0	0	W	33-13
11/21	at Texans	S	1	0	1	0.0	0.0	0	0	0	0	0	0	0	0	0	0	0	0	0	0	0	0	0	0	L	17-20
12/01	Titans	S	3	1	2	0.0	0.0	0	0	0	0	0	0	0	0	0	0	0	0	0	0	0	0	0	0	L	17-31
12/08	at Buccaneers	S	2	1	1	0.0	0.0	0	0	0	0	0	0	0	0	0	0	0	0	0	0	0	0	0	0	L	35-38
12/16	at Saints	S	0	0	0	0.0	0.0	0	0	1	0	0	0	0	0	0	0	0	0	0	0	0	0	0	0	L	7-34
12/22	Panthers	S	2	2	0	1.0	11.0	1	11	1	0	0	0	0	0	0	0	0	0	0	0	0	0	0	0	W	38-6
12/29	at Jaguars	S	1	0	1	0.0	0.0	0	0	0	0	0	0	0	0	0	0	0	0	0	0	0	0	0	0	L	20-38
2019 TOTALS		16-13	30	14	16	3.0	29.0	5	32	5	0	0	0	0	1	0	0	0	0	0	0	0	0	0	7-9		

+ - Overtime

2020 GAME-BY-GAME REGULAR-SEASON STATISTICS (COLTS)

DATE	OPPONENT	P/S	TACKLES							INTERCEPTIONS					FUMBLES				ST					MISC		W/L	SCORE
			TK	S	A	SK	YDS	TFL	YDS	QBH	NO	YDS	LG	TD	PD	FF	FR	TD	YDS	TK	S	A	FF	FR	S		
09/13	at Jaguars	S	4	3	1	0.0	0.0	0	0	0	0	0	0	0	0	0	0	0	0	0	0	0	0	0	0	L	20-27
09/20	Vikings	S	2	2	0	0.0	0.0	0	0	0	0	0	0	0	0	0	0	0	0	0	0	0	0	0	0	W	28-11
09/27	Jets	S	3	3	0	0.0	0.0	1	1	0	0	0	0	0	0	0	0	0	0	0	0	0	0	0	0	W	36-7
10/04	at Bears	S	3	1	2	0.0	0.0	0	0	0	0	0	0	0	0	0	0	0	0	0	0	0	0	0	0	W	19-11
10/11	at Browns	S	6	4	2	0.0	0.0	0	0	0	0	0	0	0	0	0	0	0	0	0	0	0	0	0	0	L	23-32
10/18	Bengals	S	5	4	1	0.0	0.0	0	0	0	0	0	0	0	0	0	0	0	0	0	0	0	0	0	0	W	31-27
11/01	at Lions	S	2	1	1	0.0	0.0	0	0	0	0	0	0	0	0	0	0	0	0	0	0	0	0	0	0	W	41-21
11/08	Ravens	S	4	3	1	0.0	0.0	2	1	0	0	0	0	0	1	0	0	0	0	0	0	0	0	0	0	L	10-24
11/12	at Titans	S	5	3	2	0.0	0.0	1	1	0	0	0	0	0	0	0	0	0	0	0	0	0	0	0	0	W	34-17
11/22	Packers	S	2	1	1	0.0	0.0	0	0	0	0	0	0	0	0	0	0	0	0	0	0	0	0	0	0	W	34-31+
11/29	Titans	S	4	3	1	0.0	0.0	0	0	0	0	0	0	0	0	0	0	0	0	0	0	0	0	0	0	L	26-45
12/06	at Texans	S	3	3	0	0.0	0.0	0	0	1	0	0	0	0	0	0	0	0	0	0	0	0	0	0	0	W	26-20
12/13	at Raiders	S	2	2	0	0.0	0.0	0	0	1	0	0	0	0	0	0	0	0	0	0	0	0	0	0	0	W	44-27
12/20	Texans	S	1	1	0	0.0	0.0	0	0	0	0	0	0	0	0	0	0	0	0	0	0	0	0	0	0	W	27-20
12/27	at Steelers	S	2	2	0	0.0	0.0	1	1	1	0	0	0	0	0	0	0	0	0	0	0	0	0	0	0	L	24-28
01/03	Jaguars	S	5	4	1	0.5	3.5	1	2	2	0	0	0	0	0	0	0	0	0	0	0	0	0	0	0	W	28-14
2020 TOTALS		16-16	53	40	13	0.5	3.5	6	6	5	0	0	0	0	1	0	0	0	0	0	0	0	0	0	11-5		

+ - Overtime



2021 GAME-BY-GAME REGULAR-SEASON STATISTICS (COLTS)

DATE	OPPONENT	P/S	TACKLES							INTERCEPTIONS				FUMBLES			ST					MISC		W/L	SCORE		
			TK	S	A	SK	YDS	TFL	YDS	QBH	NO	YDS	LG	TD	PD	FF	FR	TD	YDS	TK	S	A	FF			FR	S
09/12	Seahawks	S	4	3	1	0.0	0.0	0	0	0	1	0	0	0	0	0	0	0	0	0	0	0	0	0	0	L	16-28
09/19	Rams	S	3	1	2	0.0	0.0	0	0	0	0	0	0	0	0	0	0	0	0	0	0	0	0	0	0	L	24-27
09/26	at Titans	S	4	1	3	0.0	0.0	0	0	0	0	0	0	0	0	0	0	0	0	0	0	0	0	0	0	L	16-25
10/03	at Dolphins	S	3	2	1	1.0	17.0	0	0	0	2	0	0	0	0	0	1	0	0	0	0	0	0	0	0	W	27-17
10/11	at Ravens	S	2	1	1	0.0	0.0	1	2	0	0	0	0	0	0	0	0	0	0	0	0	0	0	0	0	L	25-31+
10/17	Texans	S	7	3	4	0.0	0.0	0	0	0	0	0	0	0	0	0	0	0	0	0	0	0	0	0	0	W	31-3
10/24	at 49ers	S	2	1	1	0.0	0.0	0	0	0	0	0	0	0	0	0	0	0	0	0	0	0	0	0	0	W	30-18
10/31	Titans	S	5	4	1	0.0	0.0	1	3	0	0	0	0	0	0	0	0	0	0	0	0	0	0	0	0	L	31-34+
11/04	Jets	S	1	0	1	0.0	0.0	0	0	0	1	0	0	0	0	0	0	0	0	0	0	0	0	0	0	W	45-30
11/14	Jaguars	S	1	0	1	0.0	0.0	0	0	0	0	0	0	0	0	0	0	0	0	0	0	0	0	0	0	W	23-17
11/21	at Bills	S	5	3	2	0.0	0.0	0	0	0	0	0	0	0	0	1	0	0	0	0	0	0	0	0	0	W	41-15
11/28	Buccaneers	S	1	0	1	0.0	0.0	0	0	0	0	0	0	0	0	0	0	0	0	0	0	0	0	0	0	L	31-38
12/05	at Texans	S	0	0	0	0.0	0.0	0	0	0	1	0	0	0	0	0	0	0	0	0	0	0	0	0	0	W	31-0
12/18	Patriots	S	2	1	1	0.0	0.0	0	0	0	0	0	0	0	0	0	0	0	0	0	0	0	0	0	0	W	27-17
12/25	at Cardinals	S	2	0	2	0.0	0.0	0	0	0	0	0	0	0	0	0	0	0	0	0	0	0	0	0	0	W	22-16
01/02	Raiders	S	1	1	0	0.0	0.0	0	0	0	0	0	0	0	0	0	0	0	0	0	0	0	0	0	0	L	20-23
01/09	at Jaguars	S	3	2	1	0.0	0.0	0	0	0	0	0	0	0	0	1	0	0	0	0	0	0	0	0	0	L	11-26
2021 TOTALS		17-17	46	23	23	1.0	17.0	2	5	5	0	0	0	0	2	1	0	0	0	0	0	0	0	0	0	9-8	

+ - Overtime

2022 GAME-BY-GAME REGULAR-SEASON STATISTICS (COLTS)

DATE	OPPONENT	P/S	TACKLES							INTERCEPTIONS				FUMBLES			ST					MISC		W/L	SCORE		
			TK	S	A	SK	YDS	TFL	YDS	QBH	NO	YDS	LG	TD	PD	FF	FR	TD	YDS	TK	S	A	FF			FR	S
09/11	at Texans	S	5	5	0	0.0	0.0	2	5	1	0	0	0	0	0	0	0	0	0	0	0	0	0	0	0	T	20-20
09/18	at Jaguars	S	5	3	2	0.0	0.0	0	0	0	0	0	0	0	0	0	0	0	0	0	0	0	0	0	0	L	0-24
09/25	Chiefs	S	2	1	1	0.0	0.0	0	0	0	0	0	0	0	0	0	0	0	0	0	0	0	0	0	0	W	20-17
10/02	Titans	S	3	2	1	1.0	0.0	0	0	1	0	0	0	0	0	0	0	0	0	0	0	0	0	0	0	L	17-24
10/06	at Broncos	S	3	2	1	0.0	0.0	0	0	0	0	0	0	0	1	0	0	0	0	0	0	0	0	0	0	W	12-9+
10/16	Jaguars	S	5	4	1	1.0	0.0	1	2	1	0	0	0	0	0	0	0	0	0	0	0	0	0	0	0	W	34-27
10/23	at Titans	S	12	7	5	0.0	0.0	0	0	0	0	0	0	0	0	0	0	0	0	0	0	0	0	0	0	L	10-19
10/30	Commanders	S	8	6	2	0.0	0.0	1	4	0	0	0	0	0	1	0	0	0	0	0	0	0	0	0	0	L	16-17
11/06	at Patriots	S	5	4	1	0.0	0.0	2	5	0	0	0	0	0	0	0	0	0	0	0	0	0	0	0	0	L	3-26
11/13	at Raiders	S	4	3	1	1.0	9.0	2	11	1	0	0	0	0	0	0	0	0	0	0	0	0	0	0	0	W	25-20
11/20	Eagles	S	1	1	0	0.0	0.0	0	0	0	0	0	0	0	0	1	0	0	0	0	0	0	0	0	0	L	16-17
11/28	Steelers	S	1	1	0	0.0	0.0	0	0	0	0	0	0	0	0	0	0	0	0	0	0	0	0	0	0	L	17-24
12/04	at Cowboys	S	5	2	3	0.0	0.0	0	0	0	0	0	0	0	0	0	0	0	0	0	0	0	0	0	0	L	19-54
12/17	at Vikings	S	3	1	2	1.0	2.0	1	2	2	0	0	0	0	1	0	0	0	0	0	0	0	0	0	0	L	36-39+
12/26	Chargers	S	5	0	5	0.0	0.0	0	0	0	0	0	0	0	0	0	0	0	0	0	0	0	0	0	0	L	3-20
01/01	at Giants	S	2	1	1	0.0	0.0	0	0	0	0	0	0	0	0	0	0	0	0	0	0	0	0	0	0	L	10-38
01/08	Texans	S	1	1	0	0.0	0.0	0	0	1	0	0	0	0	0	0	0	0	0	0	0	0	0	0	0	L	31-32
2022 TOTALS		17-17	70	44	26	4.0	11.0	9	29	7	0	0	0	0	3	0	1	0	0	0	0	0	0	0	0	4-12-1	

+ - Overtime

2018 GAME-BY-GAME POSTSEASON STATISTICS (COLTS)

DATE	OPPONENT	P/S	TACKLES							INTERCEPTIONS				FUMBLES			ST					MISC		W/L	SCORE			
			TK	S	A	SK	YDS	TFL	YDS	QBH	NO	YDS	LG	TD	PD	FF	FR	TD	YDS	TK	S	A	FF			FR	S	A
01/05	at Texans	P	1	0	1	0.5	0.0	0	0	0	1	0	0	0	0	0	0	0	0	0	0	0	0	0	0	0	W	21-7
01/12	at Chiefs	P	1	1	0	0.0	0.0	0	0	0	0	0	0	0	0	0	0	0	0	0	0	0	0	0	0	0	L	13-31
2018 TOTALS		2-0	2	1	1	0.5	0.0	0	0	0	1	0	0	0	0	0	0	0	0	0	0	0	0	0	0	1-1		

2020 GAME-BY-GAME POSTSEASON STATISTICS (COLTS)

DATE	OPPONENT	P/S	TACKLES							INTERCEPTIONS				FUMBLES			ST					MISC		W/L	SCORE			
			TK	S	A	SK	YDS	TFL	YDS	QBH	NO	YDS	LG	TD	PD	FF	FR	TD	YDS	TK	S	A	FF			FR	S	A
01/09	at Bills	S	2	2	0	0.0	0.0	0	0	0	0	0	0	0	0	0	0	0	0	0	0	0	0	0	0	0	L	24-27
2020 TOTALS		1-1	2	2	0	0.0	0.0	0	0	0	0	0	0	0	0	0	0	0	0	0	0	0	0	0	0	0-1		

17 MIKE STRACHAN

WIDE RECEIVER

(Strawn)



MIKE STRACHAN: SELECTED BY THE COLTS IN THE SEVENTH ROUND (229TH OVERALL) OF THE 2021 NFL DRAFT.

6-5 • 225 LBS
NFL EXP: 3
(3RD YEAR WITH THE COLTS)
BORN: 8/13/97



COLLEGE:
CHARLESTON

4TH-AND-SHORT

- In his first two seasons, he compiled five receptions for 85 yards in 19 games.
- Garnered Second Team All-America honors in 2019 after he set the single-season school records in receptions (78), receiving yards (1,319) and touchdowns (19).
- Holds the single-game school records for most receptions (13 vs. Urbana) and receiving yards (207 vs. Notre Dame College).
- Ran track at Charleston and set the school record in the 400 meters (47.59).
- A native of Freeport, Bahamas.

DOWN THE STRETCH

Nicknames: Megastrachan, Big Mike, Playmaker and Terminator

Best advice given: Within a seed there is a forest.

Favorite vacation spot: Bahamas

Best advice given: Conch and rice

Mentor: My dad

Favorite artist: Migos

Who was your favorite athlete growing up: Michael Irvin

Hidden talents: I can play the drums.

Favorite TV show: "Everybody Hates Chris."



STRACHAN



@Mike_Playmaker



@mike_playmaker



THE FAMILY WAY

Growing up in the Bahamas, Strachan always had his sights on football, which is something most kids from Freeport don't even know about. Strachan had an upper hand though, with a father who played football in the states – in high school in South Florida and also collegiately at Bethune-Cookman. Although his dad, Jerome Strachan, never made it to the NFL, he wanted to give his kids all the resources to pursue their dreams of doing so. As a child, Strachan would practice football drills with his dad, sometimes even having to do them at a golf course because that is where the best grass was. Jerome decided to send Strachan to the states when he was a sophomore in high school so he was able to play against solid competition and hopefully get noticed by colleges. He attended Liberty Christian Academy in Lynchburg, Va., and finished his career there earning a scholarship to Charleston. Now, Strachan's little brother, Prince, is trying to follow a similar path. During the COVID-19 pandemic, Prince lived with Strachan and trained with him, gaining 20 pounds of muscle while preparing for the 2021 season. The untypical path that Jerome took to chase his NFL dreams years ago has led his two boys to follow in his footsteps and make the family proud. In December of 2021, Prince committed to play football at Boise State.



NFL HIGHLIGHTS

- Has seen action in 19 games in two seasons (2021-22) and has recorded five receptions for 85 yards.
- In 2022, he appeared in 13 games and registered three receptions for 59 yards.
- Competed in six games in 2021 and tallied two receptions for 26 yards.

COLLEGE HIGHLIGHTS

- Competed in 29 games (22 starts) at Charleston (2016-19) and tallied 127 receptions for 2,332 yards and 27 touchdowns.
- Opted out of the 2021 spring season after the fall season was cancelled due to the COVID-19 pandemic.
- In 2019, he garnered Second Team All-America and First Team All-MEC accolades after he started all 11 games and recorded 78 receptions for 1,319 yards and 19 touchdowns. He set the single-season school records in receptions (78), receiving yards (1,319) and touchdowns (19). Registered 100-yard receiving games in seven contests and tallied at least one receiving touchdown in 10 games. He posted at least 145 receiving yards in each of the first three games. Set the school record for the most receptions in a single game (13) against Urbana and also set the Charleston single-game record for most receiving yards (207) against Notre Dame College. Against Glenville State, he earned MEC Player of the Week honors after accumulating nine receptions for 175 yards.
- Started all 11 games in 2018 and posted 48 receptions for 1,007 yards and eight touchdowns. He earned First Team All-MEC honors and became the first player in

COLLEGE HIGHLIGHTS CONT...

- school history to reach 1,000 receiving yards in a single season. Strachan tallied at least one touchdown in eight games.
- In 2017, he saw action in seven games and tallied one reception for six yards.
- Redshirted the 2016 season.

PERSONAL

- Attended Liberty Christian Academy in Lynchburg, Va. and helped the team win a state championship in 2013.
- As a senior, he garnered all-conference honors.
- Also ran track at Charleston and set the school record in the 400 meters (47.59).
- Also lettered in basketball and track in high school.
- Didn't move to Virginia until before his sophomore season.
- Invited to the 2021 NFLPA Collegiate Bowl, but it was canceled due to the COVID-19 pandemic.
- Participated in the NFL's My Cause My Cleats initiative and represented the American Cancer Society (2021-22).
- His father, Jerome, played wide receiver at Bethune-Cookman. His brother, Prince, is a wide receiver at Boise State.
- Last name is pronounced Strawn.
- A native of Freeport, Bahamas.



17

MIKE STRACHAN

WIDE RECEIVER

(Strawn)



MIKE STRACHAN'S - NFL REGULAR SEASON STATISTICS

DATE	TEAM	GP	GS	RECEIVING					RUSHING				
				NO.	YDS.	AVG.	LG	TD	NO.	YDS.	AVG.	LG	TD
2021	Colts	6	0	2	26	13.0	16	0	0	0	0.0	0	0
2022	Colts	13	0	3	59	19.7	23	0	0	0	0.0	0	0
TOTALS		19	0	5	85	17.0	23	0	0	0	0.0	0	0

MIKE STRACHAN'S - NFL REGULAR SEASON STATISTICS

DATE	TEAM	KICKOFF RETURNS					PUNT RETURNS					
		RET.	YDS.	AVG.	LG	TD	NO.	FC	YDS.	AVG.	LG	TD
2021	Colts	0	0	0.0	0	0	0	0	0	0.0	0	0
2022	Colts	0	0	0.0	0	0	0	0	0	0.0	0	0
TOTALS		0	0	0.0	0	0	0	0	0	0.0	0	0

SINGLE-GAME HIGHS: RECEIVING

- Receptions** 2 at Houston Texans, Sep 11, 2022
...1 more at 2.
- Receiving Yards** 36 at Houston Texans, Sep 11, 2022
26 vs. Seattle Seahawks, Sep 12, 2021
23 at Jacksonville Jaguars, Sep 18, 2022
- Longest Receptions** 23 at Jacksonville Jaguars, Sep 18, 2022
20 at Houston Texans, Sep 11, 2022
16 at Houston Texans, Sep 11, 2022
...1 more at 16.
- All-Purpose Yards** 36 at Houston Texans, Sep 11, 2022
26 vs. Seattle Seahawks, Sep 12, 2021
23 at Jacksonville Jaguars, Sep 18, 2022

2021 GAME-BY-GAME REGULAR-SEASON STATISTICS (COLTS)

DATE	OPPONENT	P/S	RECEIVING					RUSHING					W/L	SCORE
			NO.	YDS.	AVG.	LG	TD	NO.	YDS.	AVG.	LG	TD		
09/12	Seahawks	P	2	26	13.0	16	0	0	0	0.0	0	0	L	16-28
09/19	Rams	P	0	0	0.0	0	0	0	0	0.0	0	0	L	24-27
09/26	at Titans						INACTIVE						L	16-25
10/03	at Dolphins	P	0	0	0.0	0	0	0	0	0.0	0	0	W	27-17
10/11	at Ravens	P	0	0	0.0	0	0	0	0	0.0	0	0	L	25-31+
10/17	Texans						INACTIVE						W	31-3
10/24	at 49ers	P	0	0	0.0	0	0	0	0	0.0	0	0	W	30-18
10/31	Titans						INACTIVE						L	31-34+
11/04	Jets	P	0	0	0.0	0	0	0	0	0.0	0	0	W	45-30
11/14	Jaguars						INACTIVE						W	23-17
11/21	at Bills						INACTIVE						W	41-15
11/28	Buccaneers						INACTIVE						L	31-38
12/05	at Texans						INACTIVE						W	31-0
12/18	Patriots						INACTIVE						W	27-17
12/25	at Cardinals						INACTIVE						W	22-16
01/02	Raiders						INACTIVE						L	20-23
01/09	at Jaguars						INACTIVE						L	11-26
2021 TOTALS		6-0	2	26	13.0	16	0	0	0	0.0	0	0	9-8	

+ - Overtime



@Mike_Playmaker



@mike_playmaker

17

MIKE STRACHAN

WIDE RECEIVER

(Strawn)



2022 GAME-BY-GAME REGULAR-SEASON STATISTICS (COLTS)

DATE	OPPONENT	P/S	RECEIVING					RUSHING					W/L/T	SCORE
			NO.	YDS.	AVG.	LG	TD	NO.	YDS.	AVG.	LG	TD		
09/11	at Texans	P	2	36	18.0	20	0	0	0	0.0	0	0	T	20-20
09/18	at Jaguars	P	1	23	23.0	23	0	0	0	0.0	0	0	L	0-24
09/25	Chiefs	P	0	0	0.0	0	0	0	0	0.0	0	0	W	20-17
10/02	Titans	P	0	0	0.0	0	0	0	0	0.0	0	0	L	17-24
10/06	at Broncos	P	0	0	0.0	0	0	0	0	0.0	0	0	W	12-9+
10/16	Jaguars	P	0	0	0.0	0	0	0	0	0.0	0	0	W	34-27
10/23	at Titans	P	0	0	0.0	0	0	0	0	0.0	0	0	L	10-19
10/30	Commanders	P	0	0	0.0	0	0	0	0	0.0	0	0	L	16-17
11/06	at Patriots	P	0	0	0.0	0	0	0	0	0.0	0	0	L	3-26
11/13	at Raiders												W	25-20
11/20	Eagles												L	16-17
11/28	Steelers												L	17-24
12/04	at Cowboys	P	0	0	0.0	0	0	0	0	0.0	0	0	L	19-54
12/17	at Vikings												L	36-39+
12/26	Chargers	P	0	0	0.0	0	0	0	0	0.0	0	0	L	3-20
01/01	at Giants	P	0	0	0.0	0	0	0	0	0.0	0	0	L	10-38
01/08	Texans	P	0	0	0.0	0	0	0	0	0.0	0	0	L	31-32
2022 TOTALS		13-0	3	59	19.7	23	0	0	0	0.0	0	0	0	4-12-1

+ - Overtime



@Mike_Playmaker



@mike_playmaker

41 GRANT STUARD

LINEBACKER

(Stew-urd)



GRANT STUARD: ACQUIRED BY THE COLTS IN A TRADE WITH THE TAMPA BAY BUCCANEERS ON AUGUST 30, 2022.

5-11 • 230 LBS
NFL EXP: 3
(2ND YEAR WITH THE COLTS)
BORN: 10/15/98

UH COLLEGE:
HOUSTON

4TH-AND-SHORT

- In his first two seasons, he played in 32 games for the Colts (2022) and Buccaneers (2021) and compiled four tackles (one solo), one forced fumble and 22 special teams stops.
- "Mr. Irrelevant" of the 2021 NFL Draft.
- Led the American Athletic Conference in tackles a game (8.7) in 2020.

NFL HIGHLIGHTS

- In two seasons with the Colts (2022) and Tampa Bay Buccaneers (2021), he has seen action in 32 games and has compiled four tackles (one solo), one forced fumble and 22 special teams stops. He also appeared in two postseason contests and tallied three special teams tackles.
- He appeared in 15 games on special teams in 2022 and recorded 11 tackles.
- In 2021, he played in all 17 games for the Buccaneers and compiled four tackles (one solo), one forced fumble and 11 special teams stops. He also appeared in two postseason contests and tallied three special teams tackles.



@grantstuard



COLLEGE HIGHLIGHTS

- Appeared in 39 games (21 starts) at Houston (2017-20) and recorded 190 tackles (115 solo), 17.0 tackles for loss, 2.0 sacks, four passes defended and one fumble recovery.
- In 2020, he was named First Team American Athletic All-Conference after he started all seven games and compiled a team-high 61 tackles (35 solo), 5.0 tackles for loss, 1.0 sack and one fumble recovery. He was a team captain and led the American Athletic Conference with 8.7 tackles a game and finished fifth in the AAC with 5.0 solo tackles per game.
- As a junior, he started 12 games and led the team with 97 tackles (62 solo), 9.5 tackles for loss, 1.0 sack and four passes defended. He was selected Second Team American Athletic All-Conference. Finished third in the AAC in total tackles.
- In 2018, he appeared in 13 games (one start) and tallied 30 tackles (18 solo), 2.5 tackles for loss and had a team-high 11 special teams stops. He also saw time as a running back during the season and rushed five times for 35 yards.
- As a freshman, he saw action in seven games and compiled two tackles.

ADDITIONAL TRANSACTIONS

- Selected by the Buccaneers in the seventh round (259th overall) of the 2021 NFL Draft.

PERSONAL

- Attended Oak Ridge High School in Conroe, Texas.
- Finished his career with 154 tackles and 7.5 sacks.
- As a senior, he compiled 68 tackles, 1.5 sacks, two interceptions and two fumble recoveries. Also had 43 rushing attempts for 233 yards and three touchdowns.
- Named to the first team 12-6A all-district teams in both 2015 and 2016.
- Competed in tack and field as well.
- He was the final selection in the 2021 NFL Draft and earned the nickname, "Mr. Irrelevant."
- Qualified for the 2015 AAU Junior Olympic Championships as a member of The Wings Track Club.
- A native of Conroe, Texas.

GRANT STUARD'S - NFL REGULAR SEASON STATISTICS

DATE	TEAM	GP	GS	TACKLES							INTERCEPTIONS					FUMBLES				ST				MISC				
				TK	S	A	TFL	YDS	SK	YDS	QBH	NO	YDS	LG	TD	PD	FF	FR	TD	YDS	TK	S	A	FF	FR	S	A	
2021	Buccaneers	17	0	4	1	3	0	0	0.0	0.0	0	0	0	0	0	0	0	0	0	0	0	11	7	4	1	0	0	0
2022	Colts	15	0	0	0	0	0	0	0.0	0.0	0	0	0	0	0	0	0	0	0	0	11	9	2	0	0	0	0	0
TOTALS		32	0	4	1	3	0	0	0.0	0.0	0	0	0	0	0	0	0	0	0	0	22	16	6	1	0	0	0	0



41

GRANT STUARD

LINEBACKER

(Stew-urd)



GRANT STUARD'S - NFL POSTSEASON STATISTICS

DATE	TEAM	GP	TACKLES							INTERCEPTIONS					FUMBLES				ST			MISC						
			GS	TK	S	A	TFL	YDS	SK	YDS	QBH	NO	YDS	LG	TD	PD	FF	FR	TD	YDS	TK	S	A	FF	FR	S	A	
2021	Buccaneers	2	0	0	0	0	0	0	0.0	0.0	0	0	0	0	0	0	0	0	0	0	0	3	2	1	0	0	0	0
TOTALS		2	0	0	0	0	0	0.0	0.0	0	0	0	0	0	0	0	0	0	0	0	3	2	1	0	0	0	0	

SINGLE-GAME HIGHS: DEFENSIVE

Total Tackles	2 vs. Chicago Bears, Oct 24, 2021 1 vs. Carolina Panthers, Jan 09, 2022 ...1 more at 1.	Special Teams Tackles	3 at Minnesota Vikings, Dec 17, 2022 ...2 more at 3.
Solo Tackles	1 vs. Chicago Bears, Oct 24, 2021	Special Teams Forced Fumbles	1 at Atlanta Falcons, Dec 05, 2021

SINGLE-GAME HIGHS - POSTSEASON: DEFENSIVE

Special Teams Tackles	2 vs. Philadelphia Eagles, Jan 16, 2022 1 vs. Los Angeles Rams, Jan 23, 2022
------------------------------	---

2021 GAME-BY-GAME REGULAR-SEASON STATISTICS (BUCCANEERS)

DATE	OPPONENT	P/S	TACKLES							INTERCEPTIONS					FUMBLES				ST			MISC			W/L	SCORE		
			TK	S	A	SK	YDS	TFL	YDS	QBH	NO	YDS	LG	TD	PD	FF	FR	TD	YDS	TK	S	A	FF	FR			S	A
09/09	Cowboys	P	0	0	0	0.0	0.0	0	0	0	0	0	0	0	0	0	0	0	0	1	1	0	0	0	0	0	W	31-29
09/19	Falcons	P	0	0	0	0.0	0.0	0	0	0	0	0	0	0	0	0	0	0	0	0	0	0	0	0	0	0	W	48-25
09/26	at Rams	P	0	0	0	0.0	0.0	0	0	0	0	0	0	0	0	0	0	0	0	0	0	0	0	0	0	0	L	24-34
10/03	at Patriots	P	0	0	0	0.0	0.0	0	0	0	0	0	0	0	0	0	0	0	0	1	1	0	0	0	0	0	W	19-17
10/10	Dolphins	P	0	0	0	0.0	0.0	0	0	0	0	0	0	0	0	0	0	0	0	0	0	0	0	0	0	0	W	45-17
10/14	at Eagles	P	0	0	0	0.0	0.0	0	0	0	0	0	0	0	0	0	0	0	0	0	0	0	0	0	0	0	W	28-22
10/24	Bears	P	2	1	1	0.0	0.0	0	0	0	0	0	0	0	0	0	0	0	0	0	0	0	0	0	0	0	W	38-3
10/31	at Saints	P	0	0	0	0.0	0.0	0	0	0	0	0	0	0	0	0	0	0	0	0	0	0	0	0	0	0	L	27-36
11/14	at Football Team	P	0	0	0	0.0	0.0	0	0	0	0	0	0	0	0	0	0	0	0	1	1	0	0	0	0	0	L	19-29
11/22	Giants	P	0	0	0	0.0	0.0	0	0	0	0	0	0	0	0	0	0	0	0	0	0	0	0	0	0	0	W	30-10
11/28	at Colts	P	0	0	0	0.0	0.0	0	0	0	0	0	0	0	0	0	0	0	0	1	0	1	0	0	0	0	W	38-31
12/05	at Falcons	P	0	0	0	0.0	0.0	0	0	0	0	0	0	0	0	0	0	0	0	1	1	0	1	0	0	0	W	30-17
12/12	Bills	P	0	0	0	0.0	0.0	0	0	0	0	0	0	0	0	0	0	0	0	3	1	2	0	0	0	0	W	33-27+
12/19	Saints	P	0	0	0	0.0	0.0	0	0	0	0	0	0	0	0	0	0	0	0	0	0	0	0	0	0	0	L	0-9
12/26	at Panthers	P	1	0	1	0.0	0.0	0	0	0	0	0	0	0	0	0	0	0	0	3	2	1	0	0	0	0	W	32-6
01/02	at Jets	P	0	0	0	0.0	0.0	0	0	0	0	0	0	0	0	0	0	0	0	0	0	0	0	0	0	0	W	28-24
01/09	Panthers	P	1	0	1	0.0	0.0	0	0	0	0	0	0	0	0	0	0	0	0	0	0	0	0	0	0	0	W	41-17
2021 TOTALS	17-0		4	1	3	0.0	0.0	0	0	0	0	0	0	0	0	0	0	0	0	11	7	4	1	0	0	0	13-4	

+ - Overtime

2022 GAME-BY-GAME REGULAR-SEASON STATISTICS (COLTS)

DATE	OPPONENT	P/S	TACKLES							INTERCEPTIONS					FUMBLES				ST			MISC			W/L	SCORE		
			TK	S	A	SK	YDS	TFL	YDS	QBH	NO	YDS	LG	TD	PD	FF	FR	TD	YDS	TK	S	A	FF	FR			S	A
09/11	at Texans	P	0	0	0	0.0	0.0	0	0	0	0	0	0	0	0	0	0	0	0	0	0	0	0	0	0	0	T	20-20
09/18	at Jaguars	P	0	0	0	0.0	0.0	0	0	0	0	0	0	0	0	0	0	0	0	1	0	1	0	0	0	0	L	0-24
09/25	Chiefs	P	0	0	0	0.0	0.0	0	0	0	0	0	0	0	0	0	0	0	0	1	1	0	0	0	0	0	W	20-17
10/02	Titans	P	0	0	0	0.0	0.0	0	0	0	0	0	0	0	0	0	0	0	0	0	0	0	0	0	0	0	L	17-24
10/06	at Broncos	P	0	0	0	0.0	0.0	0	0	0	0	0	0	0	0	0	0	0	0	1	1	0	0	0	0	0	W	12-9+
10/16	Jaguars	P	0	0	0	0.0	0.0	0	0	0	0	0	0	0	0	0	0	0	0	2	1	1	0	0	0	0	W	34-27
10/23	at Titans	P	0	0	0	0.0	0.0	0	0	0	0	0	0	0	0	0	0	0	0	0	0	0	0	0	0	0	L	10-19
10/30	Commanders																										L	16-17
11/06	at Patriots																										L	3-26
11/13	at Raiders	P	0	0	0	0.0	0.0	0	0	0	0	0	0	0	0	0	0	0	0	0	0	0	0	0	0	0	W	25-20
11/20	Eagles	P	0	0	0	0.0	0.0	0	0	0	0	0	0	0	0	0	0	0	0	0	0	0	0	0	0	0	L	16-17
11/28	Steelers	P	0	0	0	0.0	0.0	0	0	0	0	0	0	0	0	0	0	0	0	0	0	0	0	0	0	0	L	17-24
12/04	at Cowboys	P	0	0	0	0.0	0.0	0	0	0	0	0	0	0	0	0	0	0	0	1	1	0	0	0	0	0	L	19-54
12/17	at Vikings	P	0	0	0	0.0	0.0	0	0	0	0	0	0	0	0	0	0	0	0	3	3	0	0	0	0	0	L	36-39+
12/26	Chargers	P	0	0	0	0.0	0.0	0	0	0	0	0	0	0	0	0	0	0	0	1	1	0	0	0	0	0	L	3-20
01/01	at Giants	P	0	0	0	0.0	0.0	0	0	0	0	0	0	0	0	0	0	0	0	0	0	0	0	0	0	0	L	10-38
01/08	Texans	P	0	0	0	0.0	0.0	0	0	0	0	0	0	0	0	0	0	0	0	1	1	0	0	0	0	0	L	31-32
2022 TOTALS	15-0		0	0	0	0.0	0.0	0	0	0	0	0	0	0	0	0	0	0	0	11	9	2	0	0	0	0	4-12-1	

+ - Overtime



@grantstuard

41

GRANT STUARD

LINEBACKER

(Stew-urd)



2021 GAME-BY-GAME POSTSEASON STATISTICS (BUCCANEERS)

DATE	OPPONENT	P/S	TACKLES							INTERCEPTIONS					FUMBLES				ST					MISC		SCORE			
			TK	S	A	SK	YDS	TFL	YDS	QBH	NO	YDS	LG	TD	PD	FF	FR	TD	YDS	TK	S	A	FF	FR	S		A	W/L	
01/16	Eagles	P	0	0	0	0.0	0.0	0	0	0	0	0	0	0	0	0	0	0	0	0	0	0	0	0	0	0	0	W	31-15
01/23	Rams	P	0	0	0	0.0	0.0	0	0	0	0	0	0	0	0	0	0	0	0	0	0	0	0	0	0	0	L	27-30	
2021 TOTALS		2-0	0	0	0	0.0	0.0	0	0	0	0	0	0	0	0	0	0	0	0	0	0	0	0	0	0	0	1-1		



@grantstuard

28 JONATHAN TAYLOR

RUNNING BACK



JONATHAN TAYLOR: SELECTED BY THE COLTS IN THE SECOND ROUND (41ST OVERALL) OF THE 2020 NFL DRAFT.

5-10 • 226 LBS
NFL EXP: 4
(4TH YEAR WITH THE COLTS)
BORN: 1/19/99



COLLEGE:
WISCONSIN



4TH-AND-SHORT

- 1x Associated Press First Team All-Pro selection (2021).
- 1x Pro Bowl selection (2021).
- In his first three seasons, he recorded 756 carries for 3,841 yards and 33 touchdowns in 43 games (41 starts). He also had 104 receptions for 802 yards and three touchdowns.
- In 2021, he set the single-season franchise records for rushing yards (1,811) and rushing touchdowns (18).
- In Week 11 of 2021 at Buffalo, he set the single-game franchise record for total touchdowns (five) and points scored (30).
- Set the single-game franchise record for most rushing yards (253) in Week 17 of 2020 vs. Jacksonville.
- Only the seventh player in FBS history to rush for 6,000 yards and is the only player to rush for 1,900 yards in three straight seasons.

DOWN THE STRETCH

What's on your bucket list: I want to visit Mount Rushmore.

Who is your mentor: The greats that came before me.

What is your favorite vacation spot: Universal Studios

What are your pet peeves: People who don't use their turn signals

Who was your favorite athlete growing up: Arian Foster

@JayT23

@jayt23

28 JONATHAN TAYLOR

RUNNING BACK



HISTORICAL COLLEGE CAREER

In just three years with the Badgers, Taylor made his mark on both the university as well as the NCAA. He tallied 926 carries for 6,174 yards and 50 touchdowns, while also adding 42 receptions for 407 yards and five touchdowns. His career rushing yards rank No. 6 all-time among FBS players and is No. 2 all-time among the Big Ten. Taylor became only the seventh player in FBS history to rush for 6,000 yards and was the first ever to do so in just three seasons, and is the only player in FBS history to rush for at least 1,900 yards in three consecutive seasons.



JONATHAN TAYLOR URB

AT WISCONSIN...

- NO. 6 ALL-TIME AMONG FBS PLAYERS IN RUSHING (6,174 YARDS) AND NO. 2 ALL-TIME AMONG BIG TEN PLAYERS
- TWO-TIME DDAK WALKER AWARD WINNER (2018, 2019)
- TWO-TIME UNANIMOUS FIRST-TEAM ALL-AMERICAN (2018, 2019)
- THIRD PLAYER IN FBS HISTORY WITH MULTIPLE 2,000-YARD RUSHING SEASONS

- ONLY PLAYER IN FBS HISTORY TO RUSH FOR AT LEAST 1,900 YARDS IN THREE CONSECUTIVE SEASONS
- BROKE FBS RECORD FOR MOST RUSHING YARDS BY A PLAYER IN ANY THREE-YEAR SPAN
- AVERAGE OF 6.67 YARDS PER CARRY RANKS NO. 2 IN SCHOOL HISTORY
- RUSHED FOR AT LEAST 100 YARDS IN 32 GAMES, THIRD-MOST IN FBS HISTORY
- HAD 12 GAMES OF 200-PLUS YARDS
- SCORED 50 RUSHING TOUCHDOWNS AND 55 TDS IN TOTAL
- FIRST PLAYER IN SCHOOL HISTORY TO RECORD THREE GAMES OF 200-PLUS RUSHING YARDS AGAINST A SINGLE OPPONENT

RECORD-SETTING DAY

In Week 17 of 2020 vs. Jacksonville, Taylor tallied 30 carries for a single-game franchise-high 253 yards and two touchdowns. He broke the previous single-game franchise-record of 219 yards previously held by Edgerrin James. Taylor became only the second player in franchise history to hit the 200-yard mark in a single game. He tied DeMarco Murray (253) for the second-most rushing yards by a rookie in a single game in NFL history and tied Murray for the ninth-most by any player in a single game. Taylor also passed Alan Ameche (194) for the most rushing yards by a rookie in a single game in team history.



OFFENSIVE ROOKIE OF THE MONTH

Taylor earned AFC Offensive Rookie of the Month in December of 2020 after he totaled 97 carries for 651 yards (6.7 avg.) and seven touchdowns from Weeks 13-17. He also caught 10 passes for 72 yards and one touchdown. Taylor had one 250-yard rushing performance, a 150-yard rushing game and three games with multiple touchdowns over the final five weeks of the regular season. In Week 17 vs. Jacksonville, he tallied 30 carries for a franchise-record 253 yards and two touchdowns.



28 JONATHAN TAYLOR

RUNNING BACK

AP
1ST TEAM
'21

O
OFFENSIVE
'21



AFC OFFENSIVE PLAYER OF THE WEEK

Taylor was named the AFC Offensive Player of the Week for Week 11 of 2021. In the Colts' 41-15 win against the Buffalo Bills, Taylor compiled a career-high 32 carries for 185 yards (5.8 avg.) and a career-high four touchdowns. He also registered three receptions for 19 yards and one touchdown. Taylor set the single-game franchise record for total touchdowns and total points (30). His five total touchdowns are tied for the fourth-most by a single player in NFL history. Taylor is the only player in NFL history to record 175-plus rushing yards, four rushing touchdowns and one receiving touchdown in a single game. It marked his fourth-career game with at least 150 rushing yards and multiple touchdowns, which is the most in franchise history.



AFC OFFENSIVE PLAYER OF THE MONTH

Taylor earned AFC Player of the Month in October 2021 after he compiled 79 carries for 478 yards (6.1 avg.) and six touchdowns. He also tallied 13 receptions for 195 yards and one touchdown. From Weeks 4-8, Taylor led the NFL in scrimmage yards and rushing average, while ranking in the top-two in overall touchdowns (tied-first), rushing yards (second) and rushing touchdowns (tied-second). He was the only player in the league to register at least 100 scrimmage yards in all five games. Taylor recorded at least one rushing touchdown in each game and eclipsed 100 rushing yards three times (tied for most in the league in October). He became the first Indianapolis player to earn AFC Offensive Player of the Month honors since Andrew Luck in November 2018 and the first running back since Edgerrin James in October 2005.



TOPPING THE COMPETITION

Before being selected in the 2020 NFL Draft, Taylor knew he wanted to invest in his future. He went over different opportunities with his marketing team and agent, and decided to invest in a brand he knew really well. Taylor enjoyed pizza at Toppers down the road from his residence during his three years at Wisconsin and decided that he wanted a piece of the pie. He now has a lifetime partnership with the brand and has co-ownership of four Madison, Wisconsin franchise locations.



AFC OFFENSIVE PLAYER OF THE WEEK

Taylor was named the AFC Offensive Player of the Week for Week 10 of 2022. In the Colts' 25-20 road win against the Las Vegas Raiders, Taylor registered 22 carries for 147 yards (6.7 avg.) and one touchdown. He also compiled two receptions for 16 yards. In the third quarter, Taylor recorded a 66-yard rushing touchdown, which was the longest play by Indianapolis in 2022 and was his longest run since Week 15 of last season. It marked his fourth career rushing touchdown of at least 60 yards, which tied Lenny Moore for the most in franchise history.



2X AFC OFFENSIVE PLAYER OF THE MONTH

Taylor earned AFC Player of the Month for the second consecutive month in November 2021. He totaled 88 carries for 556 yards (6.3 avg.) and eight touchdowns. He also registered 15 receptions for 71 yards and one touchdown. From Weeks 9-12, Taylor led the NFL in scrimmage yards, total touchdowns, rushing yards, rushing touchdowns and 100-yard games (three). He was the only player in the NFL to tally at least one rushing touchdown in each game. Taylor was named AFC Offensive Player of the Week for Week 11 after compiling a career-high 32 carries for 185 yards (5.8 avg.) and a career-high four touchdowns against the Buffalo Bills. He also registered three receptions for 19 yards and one touchdown. Taylor set the single-game franchise record for total touchdowns and total points (30).



28 JONATHAN TAYLOR

RUNNING BACK



MAKING A TOUGH CALL

After breaking the New Jersey high school single-season rushing record and being a standout in track and field, Taylor had the tough decision to make on his next step. He had interest from many schools, including Wisconsin, Rutgers, Yale, Harvard and Army. He originally committed to Rutgers to stay closer to home, before decommitting and deciding on Wisconsin. However, the chance to go to an Ivy League school like Harvard or Yale was not lost on him. He even visited Yale three times in the process. "I enjoyed myself every time I went up there. That was tough. It was a tough decision to decide between Ivy League and the University of Wisconsin."



NFL HIGHLIGHTS

- In three seasons with the Colts, he has appeared in 43 games (41 starts) and has accumulated 756 rushes for 3,841 yards and 33 touchdowns. Also has added 104 receptions for 802 yards and three touchdowns.
- In 2022, he started 11 games and tallied 192 rushes for 861 yards and four touchdowns. He also added 28 receptions for 143 yards. In Week 1 at Houston, he eclipsed 3,000 career rushing yards. Taylor is the second-fastest player in team history (33 games) to reach that plateau (Edgerrin James did it in 30 games and just the 11th player to do so in Colts history). In Week 7 at Tennessee, he rushed 10 times for 58 yards and also tallied a single-game career-high seven receptions for 27 yards. In Week 10 at Las Vegas, he led the team in rushing with 22 carries for 147 yards and one touchdown. Taylor passed Marshall Faulk (33) and tied Lenny Moore (34) for the second-most total touchdowns by a Colts player in their first three seasons. Taylor passed Eric Dickerson (13) for the second-most games with 100-plus rushing yards and at least one touchdown in franchise history. He passed Curtis Dickey (3,490) for the 10th-most rushing yards in team history. Taylor recorded a 66-yard touchdown rush in the third quarter, which was the longest play by the Colts in 2022 and was his longest rush since Week 15 of 2021 vs. New England. According to ESPN Stats & Info, it marked Taylor's fourth career rushing touchdown of at least 60 yards, which ties Lenny Moore for the most in franchise history. In Week 11 vs.

NFL HIGHLIGHTS

Philadelphia, he led the team in rushing with 22 carries for 84 yards and one touchdown. He passed Lenny Moore (204) for the fifth-most points by a Colts player in their first three seasons and Moore (34) for the second-most touchdowns by a Colts player in their first three seasons. In Week 12 vs. Pittsburgh, he led the team in rushing with 20 carries for 86 yards and one touchdown. He passed Eric Dickerson (32) for the eighth-most rushing touchdowns in team history. In Week 13 at Dallas, he led the team in rushing with 21 carries for 82 yards as well as three receptions for 21 yards.

- Started all 17 games in 2021 and was named a unanimous Associated Press First Team All-Pro and was selected to the Pro Bowl after he tallied 332 carries for 1,811 yards and 18 touchdowns as well as 40 receptions for 360 yards and two touchdowns. Taylor led the NFL in scrimmage yards (2,171), rushing yards, rushing touchdowns, 100-yard rushing games (10) and first down runs (107). He finished tied for first in total touchdowns (20). Taylor ranked second in the league in total points (120) by non-kickers. He set franchise single-season records for rushing yards, rushing touchdowns and fewest carries to reach 1,000 rushing yards (173). In Week 4 at Miami, he led the team in rushing with 16 carries for 103 yards and one touchdown. In Week 5 at Baltimore, he led the team in rushing with 15 carries for 53 yards and one touchdown. He also led the team in receiving with three receptions for a single-game career-high 116 yards and one touchdown. He tallied his first 100-yard receiving game and became the first Colt to register a 100-yard rushing game the previous week and follow it up with a 100-yard receiving game since Joseph Addai in Weeks 8 and 9 of 2007. He passed Joseph Addai (1,488) for the third-most rushing yards by a Colts player in their first 20 career games. In Week 6 vs. Houston, he recorded then single-game season highs in rushing yards (145) and rushing touchdowns (two) on 14 carries. He reached 2,000 career scrimmage yards and 1,500 career rushing yards and became just the sixth player in team history to reach each of those plateaus in their first two seasons. Taylor registered an 83-yard carry in the third quarter. It was the longest rush by a Colts player ever and the longest carry by an NFL player this season. In Week 7 at San Francisco, he led the team in rushing with 18 carries for 107 yards and one touchdown. In Week 9 vs. New York Jets, he led the team in rushing with 19 carries for 172 yards and two touchdowns. He also added two receptions for 28 yards. He eclipsed 2,000 career scrimmage yards. Taylor is just the fourth player in team history to reach that plateau in their first two seasons. In Week 10 vs. Jacksonville, Taylor led the team in rushing with 21 carries for 116 yards and one touchdown. He eclipsed 2,000 career rushing yards. Taylor became just the fourth player in team history to reach that plateau in their first two seasons. In Week 11 at Buffalo, he led the team in rushing with a career-high 32 carries for

28 JONATHAN TAYLOR

RUNNING BACK



NFL HIGHLIGHTS CONT...

185 yards and a career-high four rushing touchdowns. He also added three receptions for 19 yards and one receiving touchdown. He scored five total touchdowns (four rushing, one receiving) and accumulated 30 total points, which is the most in single-game franchise history. His five total touchdowns are tied for the fourth-most by a single player in NFL history. He tied Eric Dickerson and Joseph Addai (four) for the most rushing touchdowns in a single game in team history. Taylor is the only player in NFL history to record 175-plus rushing yards, four rushing touchdowns and one receiving touchdown in a single game. He tallied a rushing touchdown and 100 yards from scrimmage in eight consecutive games and became just the third player ever to do so (LaDainian Tomlinson in 2006 and Lydell Mitchell from 1975-76). Taylor set the franchise record for fewest carries to reach 1,000 rushing yards in a single season (173). He became the fourth player since 2000 and the first since Adrian Peterson (2007-08) to record at least 1,000 rushing yards and 10 rushing touchdowns in each of their first two seasons (per NFL Research). He passed Joseph Addai (2,153) for the third-most scrimmage yards (2,842) by a Colts player in their first two seasons. In Week 12 vs. Tampa Bay, he led the team in rushing with 16 carries for 83 yards and one touchdown. Taylor passed Marshall Faulk (2,360) for the second-most rushing yards by a Colts player in their first two seasons. He passed Joseph Addai (15 in 2007), Eric Dickerson (15 in 1988), Marvin Harrison (15 in 2001 and 2004), Lydell Mitchell (15 in 1975) and Lenny Moore (15 in 1961) for the fourth-most total touchdowns in single-season team history. In Week 13 at Houston, he tallied 32 carries for 143 yards and two touchdowns. He passed Edgerrin James (26) for the most rushing touchdowns by a Colts player in their first two seasons. In Week 15 vs. New England, he led the team in rushing with 29 carries for 170 yards and one touchdown. He registered a 67-yard rushing touchdown to ice the game in the fourth quarter. According to Next Gen Stats, he hit 22.13 miles per hour on the rush, which is the fastest speed by a ball carrier this season. He passed Lenny Moore (16 in 1964) for the most rushing touchdowns in single-season team history. It marks Taylor's 11th consecutive game with a rushing touchdown, which ties Lenny Moore (BAL, 1963-64), Emmitt Smith (DAL, 1994-95), Emmitt Smith (DAL, 1995) and Priest Holmes (KC, 2002) for the fourth-longest streak in NFL history. He also tied Lenny Moore (11) for the franchise record. Taylor tied Clinton Portis (31) for the second-most touchdowns by an NFL player before turning 23 years old. He passed Edgerrin James (18 in 2000) for the second-most total touchdowns in single-season team history. It also marked Taylor's 11th consecutive game with a touchdown and he joined Lenny Moore (18) as the only players in team history to accomplish that feat. In Week 17 vs. Las Vegas, he recorded 20 carries for 108 yards and one touchdown. He passed Edgerrin James (1,709 in 2000) for the most rushing yards in

NFL HIGHLIGHTS CONT...

single-season team history. Taylor tied Lenny Moore (20 in 1964) for the most total touchdowns in single-season franchise history. He also passed Clinton Portis (31) for the second-most touchdowns by an NFL player before turning 23 years old. He became just the fourth player in team history to register 2,000 scrimmage yards in a single season. He passed Eric Dickerson (2,036 in 1988) for the fourth-most scrimmage yards in single-season team history. Per NFL Research, Taylor (age 22) became the youngest player in NFL history with 2,000-plus scrimmage yards & 20-plus touchdowns in a single season (Eric Dickerson was the previous youngest at age 23 in 1983). He tied Edgerrin James (1999) for the most 100-yard games (10) in single-season Colts history. Taylor tied Earl Campbell (1979), Terrell Davis (1998), Larry Johnson (2005) and LaDainian Tomlinson (2006) for the fourth-most games (nine) with 100-plus rushing yards and at least one rushing touchdown in a single-season in NFL history.

- In 2020, he earned PFWA All-Rookie Team honors after he saw action in 15 games (13 starts) and recorded 232 carries for 1,169 yards and 11 touchdowns as well as 36 receptions for 299 yards and one touchdown. His 1,169 rushing yards ranked third in the NFL and were the most by a Colts running back since Edgerrin James in 2005 (1,506). In Week 1 at Jacksonville, he tallied nine carries for 22 yards and six receptions for 67 yards. He became only the second Colts running back in team history to record more than 60 receiving yards in Week 1 (Ahmad Bradshaw, 2014). In Week 2 vs. Minnesota, he made his first career start and tallied 26 carries for 101 yards and one touchdown. He became the first Colts rookie to rush for at least 100 yards in a single game since Vick Ballard at Houston on 12/16/12 (105). He finished with 18 carries in the first half. It was the most by a running back in the NFL since Derrick Henry (21) on 12/16/18. It is also tied for the fourth-most carries by a Colts running back in team history in the first half (Edgerrin James had 19 three different times). In Week 3 vs. the New York Jets, he led the team in rushing with 13 rushes for 59 yards and one touchdown. It was his second consecutive game with a rushing touchdown and marked the first time a Colts rookie had rushing touchdowns in consecutive games since Javarris James did it in Weeks 13 and 14 of the 2010 season. In Week 13 at Houston, he led the team in rushing with 13 carries for 91 yards and also added three receptions for 44 yards and his first-career receiving touchdown. In Week 14 at Las Vegas, he led the team in rushing with 20 carries for 150 yards and two touchdowns and also added two receptions for 15 yards. With his first 120 scrimmage yards, he became only the fourth Colts player to reach 1,000 scrimmage yards in their first 12 games, joining Edgerrin James, Marshall Faulk and Joseph Addai. He was one of five rookies in 2020 to have multiple 100-yard rushing games (James Robinson, Clyde Edwards-Helaire, J.K. Dobbins and Antonio Gibson) and is the first Colts rookie to have multiple 100-yard rushing games

28 JONATHAN TAYLOR

RUNNING BACK



NFL HIGHLIGHTS CONT...

since Joseph Addai (2006). He became the first Colts rookie to have multiple rushing touchdowns in the same game since Andrew Luck in 2012 and he is the first Colts rookie running back since Javarris James in 2010. In Week 15 vs. Houston, he led the team in rushing with 16 carries for 83 yards and one touchdown and also added four receptions for 12 yards. It was his fourth consecutive game with 80 rushing yards, becoming only the third NFL player this season to do so, joining Dalvin Cook and Nick Chubb. He was the first Indianapolis player to accomplish the feat since Joseph Addai (2007) and the first NFL rookie to do it since Saquon Barkley (2018). In Week 16 at Pittsburgh, he led the team in rushing with 18 carries for 74 yards and two touchdowns. In Week 17 vs. Jacksonville, he led the team in rushing with a season-high 30 carries for a single-game franchise-high 253 yards and two touchdowns. He broke the previous single-game franchise-record of 219 yards previously held by Edgerrin James. Taylor became only the second player in franchise history to hit the 200-yard mark in a single game (Edgerrin James did it twice). He tied DeMarco Murray (253) for the second-most rushing yards by a rookie in a single game in NFL history and tied Murray for the ninth-most by any player in a single game. He also passed Alan Ameche (194) for the most rushing yards by a rookie in a single game in team history. He passed Joseph Addai (1,406) for the third-most yards from scrimmage by a rookie in franchise history. Taylor reached 1,000 rushing yards for the season becoming just the fifth rookie in franchise history to reach that plateau. He was the first rookie to hit 1,000-plus yards since Joseph Addai in 2006. Taylor passed Dominic Rhodes (1,104) for the third-most rushing yards by a rookie in franchise history. His 30 carries were the most for a Colts running back since Frank Gore (36) in Week 14 of 2017. In the first quarter, Taylor posted over 100 rushing yards. He was the first player to reach 100 rushing yards in the first quarter since Saquon Barkley did it in Week 16 of 2019. He was just the fifth rookie to do so since at least 1991, joining Leonard Fournette, Edgerrin James, Robert Edwards and Jerome Bettis. He was also the third Colts player in team history to accomplish the feat, since at least 1991. He accumulated 137 rushing yards in the first half, which is the most by a player in team history, since at least 1991. Taylor passed Dominic Rhodes and Alan Ameche (nine) and tied Marshall Faulk and Curtis Dickey (11) for the second-most rushing touchdowns in franchise history by a rookie. He also tied Alan Ameche, Curtis Dickey and Edgerrin James for the most games with a rushing touchdown by a rookie (eight). Taylor became only the third rookie running back in team history to have at least 10 rushing touchdowns and 1,000 rushing yards, joining Marshall Faulk and Edgerrin James. He was the first player with 11 rushing touchdowns in a single season since Joseph Addai in 2007. It was Taylor's fourth consecutive game with a rushing touchdown, becoming only the third Colts

NFL HIGHLIGHTS CONT...

rookie to accomplish the feat and the first since James Mungro in 2002. Taylor finished the regular season with a 5.04 rushing average, which is the third-best average for a rookie running back in team history. Started one postseason contest and led the team in rushing with 21 carries for 78 yards and one touchdown. It was his fifth consecutive game with a rushing touchdown totaling the most consecutive games with a rushing touchdown by a Colts player since Marlon Mack in 2018 (regular season and postseason combined). He became the first Colts rookie to have a rushing touchdown in his playoff debut since Joseph Addai in the 2006 Wild Card.

COLLEGE HIGHLIGHTS

- Appeared in 41 games (40 starts) at Wisconsin (2017-19) and totaled 926 carries for 6,174 yards and 50 touchdowns. Also added 42 receptions for 407 yards and five touchdowns. Named the Doak Walker Award winner, a unanimous All-America choice, First Team All-Big Ten and Big Ten Running Back of the Year in both 2018 and 2019. He became the seventh player in FBS history to rush for 6,000 yards and the first ever to do so in just three seasons. His 6,174 career rushing yards ranked No. 6 all-time among FBS players and No. 2 all-time among the Big Ten. He became the third player in FBS history with multiple 2,000-yard rushing seasons and the only player in FBS history to rush for at least 1,900 yards in three consecutive seasons. Rushed for at least 100 yards in 32 games. Tallied 12 games of 200-plus yards.
- In 2019, as a team captain he was named the Doak Walker Award winner, a unanimous All-America choice, First Team All-Big Ten and Big Ten Running Back of the Year after starting 14 games and totaling 2,003 yards on 320 carries with 21 touchdowns. Also added 26 receptions for 252 yards and five touchdowns. He led the nation with 26 total touchdowns. He was a four-time Big Ten Offensive Player of the Week and accumulated four 200-yard rushing performances, including three straight in November in wins over Iowa, Nebraska and Purdue.
- As a sophomore, he was named the Doak Walker Award winner, a unanimous All-America choice, First Team All-Big Ten and Big Ten Running Back of the Year after he started 13 games and recorded 307 carries for a nation-high 2,194 yards and 16 touchdowns as well as eight receptions for 60 yards. He led the nation in rushing yards per game (168.8) and topped the 100-yard mark in 12-of-13 games, including seven games of 150-plus and five games of 200-plus. Was selected as a two-time Big Ten Offensive Player of the Week and named the New Era Pin Stripe Bowl MVP after rushing for 205 yards and one touchdown in a win over Miami.
- In 2017, he was named Big Ten Freshman of the Year, First Team All-Big Ten and Second Team All-America after he saw action in 14 games (13 starts) and accumulated 299 carries for 1,977 yards and 13 touchdowns. He also contributed eight receptions for 95 yards. He hit the 100-yard rushing mark in 10 games

28 JONATHAN TAYLOR

RUNNING BACK



COLLEGE HIGHLIGHTS CONT...

with five games of 150-plus rushing yards and three 200-rushing yard performances. He was selected as a two-time Big Ten Offensive Player of the Week and an eight-time Big Ten Freshman of the Week.

PERSONAL

- Attended Salem (N.J.) High School and finished his career with 4,642 rushing yards and 51 total touchdowns.
- As a senior, he was named first team all-state and *South Jersey Times* Offensive Player of the Year after he set a New Jersey single-season record with 2,510 rushing yards and also added 35 touchdowns.
- As a junior, he earned first team all-conference honors after he rushed for 1,383 yards and 15 touchdowns.
- He earned second team all-conference honors as a sophomore after rushing for 500 yards and five touchdowns.
- Selected as a two-time team MVP and team captain.
- Won back-to-back New Jersey Meet of Champions titles in 100 meters as a junior and senior.
- Selected as the *South Jersey Times* Boys Track Athlete of the Year as a junior and senior.
- His father, Jonathan, played basketball at San Francisco State (1982-86).
- Volunteered with a community food drive, as a peer tutor and helped with a project to rebuild a classroom for students in India.
- Participated in the NFL's My Cause My Cleats initiative and represented Boys 2 Men (2021) and No Kid Hungry (2020).
- In 2020, he met with kids virtually from Riley Hospital for Children.
- Currently a co-owner of four Toppers Pizza locations.
- Majored in philosophy at Wisconsin.
- Married to his wife, Ayanna.
- A native of Salem, N.J.

MOST RUSHING YARDS BY A COLT IN A SINGLE SEASON

JONATHAN TAYLOR	1,811 (2021)
EDGERRIN JAMES	1,709 (2000)
ERIC DICKERSON	1,659 (1988)

MOST RUSHING YARDS IN THE NFL, SINCE 2020

DERRICK HENRY	4,502
DALVIN COOK	3,889
NICK CHUBB	3,851
JONATHAN TAYLOR	3,841

MOST RUSHING TOUCHDOWNS IN THE NFL, SINCE 2020

DERRICK HENRY	39
JONATHAN TAYLOR	33
JOSH JACOBS	33
NICK CHUBB	32
DALVIN COOK	30

MOST SCRIMMAGE YARDS IN THE NFL, SINCE 2020

DERRICK HENRY	5,168
JUSTIN JEFFERSON	4,865
DALVIN COOK	4,769
JONATHAN TAYLOR	4,643

JONATHAN TAYLOR'S - NFL REGULAR SEASON STATISTICS

DATE	TEAM	RUSHING							RECEIVING				
		GP	GS	NO.	YDS.	AVG.	LG	TD	NO.	YDS.	AVG.	LG	TD
2020	Colts	15	13	232	1,169	5.0	62t	11	36	299	8.3	39t	1
2021	Colts	17	17	332	1,811	5.5	83	18	40	360	9.0	76t	2
2022	Colts	11	11	192	861	4.5	66t	4	28	143	5.1	19	0
TOTALS		43	41	756	3,841	5.1	83	33	104	802	7.7	76T	3

28 JONATHAN TAYLOR

RUNNING BACK



JONATHAN TAYLOR'S - NFL POSTSEASON STATISTICS

DATE	TEAM	RUSHING							RECEIVING				
		GP	GS	NO.	YDS.	AVG.	LG	TD	NO.	YDS.	AVG.	LG	TD
2020	Colts	1	1	21	78	3.7	20	1	2	6	3.0	6	0
TOTALS		1	1	21	78	3.7	20	1	2	6	3.0	6	0

JONATHAN TAYLOR'S - NFL REGULAR SEASON STATISTICS

DATE	TEAM	KICKOFF RETURNS					PUNT RETURNS					
		RET.	YDS.	AVG.	LG	TD	NO.	FC	YDS.	AVG.	LG	TD
2020	Colts	0	0	0.0	0	0	0	0	0	0.0	0	0
2021	Colts	0	0	0.0	0	0	0	0	0	0.0	0	0
2022	Colts	0	0	0.0	0	0	0	0	0	0.0	0	0
TOTALS		0	0	0.0	0	0	0	0	0	0.0	0	0

JONATHAN TAYLOR'S - NFL POSTSEASON STATISTICS

DATE	TEAM	KICKOFF RETURNS					PUNT RETURNS					
		RET.	YDS.	AVG.	LG	TD	NO.	FC	YDS.	AVG.	LG	TD
2020	Colts	0	0	0.0	0	0	0	0	0	0.0	0	0
TOTALS		0	0	0.0	0	0	0	0	0	0.0	0	0

SINGLE-GAME HIGHS: RUSHING/RECEIVING

Rush Attempts	32 at Houston Texans, Dec 05, 2021 ...1 more at 32.	Receiving Average	38.7 at Baltimore Ravens, Oct 11, 2021 17.3 vs. Tennessee Titans, Oct 31, 2021
Rushing Yards	253 vs. Jacksonville Jaguars, Jan 03, 2021 185 at Buffalo Bills, Nov 21, 2021 172 vs. New York Jets, Nov 04, 2021	Longest Receptions	14.7 at Houston Texans, Dec 06, 2020 76t at Baltimore Ravens, Oct 11, 2021 39t at Houston Texans, Dec 06, 2020 37 vs. Tennessee Titans, Oct 31, 2021
Rushing Average	10.4 vs. Houston Texans, Oct 17, 2021 9.1 vs. New York Jets, Nov 04, 2021 8.4 vs. Jacksonville Jaguars, Jan 03, 2021	Receiving TDs	1 at Buffalo Bills, Nov 21, 2021 ...2 more at 1.
Longest Runs	83 vs. Houston Texans, Oct 17, 2021 78t vs. New York Jets, Nov 04, 2021 67t vs. New England Patriots, Dec 18, 2021	All-Purpose Yards	254 vs. Jacksonville Jaguars, Jan 03, 2021 204 at Buffalo Bills, Nov 21, 2021 200 vs. New York Jets, Nov 04, 2021
Rushing TDs	4 at Buffalo Bills, Nov 21, 2021 2 at Houston Texans, Dec 05, 2021 ...5 more at 2.	Most TDs	5 at Buffalo Bills, Nov 21, 2021 2 at Houston Texans, Dec 05, 2021 ...6 more at 2.
Receptions	7 at Tennessee Titans, Oct 23, 2022 6 vs. Jacksonville Jaguars, Nov 14, 2021 ...2 more at 6.	Miscellaneous Tackles	1 at Pittsburgh Steelers, Dec 27, 2020
Receiving Yards	116 at Baltimore Ravens, Oct 11, 2021 67 at Jacksonville Jaguars, Sep 13, 2020 60 vs. Seattle Seahawks, Sep 12, 2021		

SINGLE-GAME HIGHS - POSTSEASON: RUSHING/RECEIVING

Rush Attempts	21 at Buffalo Bills, Jan 09, 2021	Receptions	2 at Buffalo Bills, Jan 09, 2021
Rushing Yards	78 at Buffalo Bills, Jan 09, 2021	Receiving Yards	6 at Buffalo Bills, Jan 09, 2021
Rushing Average	3.7 at Buffalo Bills, Jan 09, 2021	Longest Receptions	6 at Buffalo Bills, Jan 09, 2021
Longest Runs	20 at Buffalo Bills, Jan 09, 2021 12 at Buffalo Bills, Jan 09, 2021 10 at Buffalo Bills, Jan 09, 2021	All-Purpose Yards	84 at Buffalo Bills, Jan 09, 2021
Rushing TDs	1 at Buffalo Bills, Jan 09, 2021	Most TDs	1 at Buffalo Bills, Jan 09, 2021

100-YARD RECEIVING GAMES (1): REGULAR SEASON

DATE	TEAM	NO.	YDS.	AVG.	LG	TD
10/11/21	at Ravens	3	116	38.7	76t	1

28 JONATHAN TAYLOR

RUNNING BACK



100-YARD RUSHING GAMES (15): REGULAR SEASON

DATE	TEAM	ATT.	YDS.	AVG.	LG	TD
09/20/20	VIKINGS	26	101	3.9	13	1
12/13/20	at Raiders	20	150	7.5	62t	2
01/03/21	JAGUARS	30	253	8.4	56	2
10/03/21	at Dolphins	16	103	6.4	38	1
10/17/21	TEXANS	14	145	10.4	83	2
10/24/21	at 49ers	18	107	5.9	33	1
11/04/21	JETS	19	172	9.1	78t	2
11/14/21	JAGUARS	21	116	5.5	34	1
11/21/21	at Bills	32	185	5.8	40	4
12/05/21	at Texans	32	143	4.5	16	2
12/18/21	PATRIOTS	29	170	5.9	67t	1
12/25/21	at Cardinals	27	108	4.0	43	0
01/02/22	RAIDERS	20	108	5.4	24	1
09/11/22	at Texans	31	161	5.2	17	1
11/13/22	at Raiders	22	147	6.7	66t	1

2020 GAME-BY-GAME REGULAR-SEASON STATISTICS (COLTS)

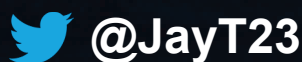
DATE	OPPONENT	P/S	RUSHING					RECEIVING					W/L	SCORE
			NO.	YDS.	AVG.	LG	TD	NO.	YDS.	AVG.	LG	TD		
09/13	at Jaguars	P	9	22	2.4	9	0	6	67	11.2	35	0	L	20-27
09/20	Vikings	S	26	101	3.9	13	1	2	9	4.5	5	0	W	28-11
09/27	Jets	S	13	59	4.5	16	1	1	3	3.0	3	0	W	36-7
10/04	at Bears	S	17	68	4.0	16	0	1	11	11.0	11	0	W	19-11
10/11	at Browns	S	12	57	4.8	10	1	2	17	8.5	13	0	L	23-32
10/18	Bengals	S	12	60	5.0	21	0	4	55	13.8	22	0	W	31-27
11/01	at Lions	S	11	22	2.0	6	0	2	9	4.5	5	0	W	41-21
11/08	Ravens	S	6	27	4.5	11	1	2	7	3.5	5	0	L	10-24
11/12	at Titans	S	7	12	1.7	4	0	2	25	12.5	14	0	W	34-17
11/22	Packers	P	22	90	4.1	18	0	4	24	6.0	9	0	W	34-31+
11/29	Titans												L	26-45
12/06	at Texans	S	13	91	7.0	24	0	3	44	14.7	39t	1	W	26-20
12/13	at Raiders	S	20	150	7.5	62t	2	2	15	7.5	20	0	W	44-27
12/20	Texans	S	16	83	5.2	14	1	4	12	3.0	7	0	W	27-20
12/27	at Steelers	S	18	74	4.1	18	2	0	0	0.0	0	0	L	24-28
01/03	Jaguars	S	30	253	8.4	56	2	1	1	1.0	1	0	W	28-14
2020 TOTALS	15-13		232	1,169	5.0	62T	11	36	299	8.3	39T	1	11-5	

+ - Overtime

2021 GAME-BY-GAME REGULAR-SEASON STATISTICS (COLTS)

DATE	OPPONENT	P/S	RUSHING					RECEIVING					W/L	SCORE
			NO.	YDS.	AVG.	LG	TD	NO.	YDS.	AVG.	LG	TD		
09/12	Seahawks	S	17	56	3.3	12	0	6	60	10.0	15	0	L	16-28
09/19	Rams	S	15	51	3.4	13	0	1	2	2.0	2	0	L	24-27
09/26	at Titans	S	10	64	6.4	23	0	1	8	8.0	8	0	L	16-25
10/03	at Dolphins	S	16	103	6.4	38	1	3	11	3.7	7	0	W	27-17
10/11	at Ravens	S	15	53	3.5	19	1	3	116	38.7	76t	1	L	25-31+
10/17	Texans	S	14	145	10.4	83	2	1	13	13.0	13	0	W	31-3
10/24	at 49ers	S	18	107	5.9	33	1	3	3	1.0	5	0	W	30-18
10/31	Titans	S	16	70	4.4	12	1	3	52	17.3	37	0	L	31-34+
11/04	Jets	S	19	172	9.1	78t	2	2	28	14.0	20	0	W	45-30
11/14	Jaguars	S	21	116	5.5	34	1	6	10	1.7	6	0	W	23-17
11/21	at Bills	S	32	185	5.8	40	4	3	19	6.3	23t	1	W	41-15
11/28	Buccaneers	S	16	83	5.2	15	1	4	14	3.5	8	0	L	31-38
12/05	at Texans	S	32	143	4.5	16	2	0	0	0.0	0	0	W	31-0
12/18	Patriots	S	29	170	5.9	67t	1	0	0	0.0	0	0	W	27-17
12/25	at Cardinals	S	27	108	4.0	43	0	0	0	0.0	0	0	W	22-16
01/02	Raiders	S	20	108	5.4	24	1	1	6	6.0	6	0	L	20-23
01/09	at Jaguars	S	15	77	5.1	23	0	3	18	6.0	11	0	L	11-26
2021 TOTALS	17-17		332	1,811	5.5	83	18	40	360	9.0	76T	2	9-8	

+ - Overtime



28 JONATHAN TAYLOR

RUNNING BACK



2022 GAME-BY-GAME REGULAR-SEASON STATISTICS (COLTS)

DATE	OPPONENT	P/S	RUSHING					RECEIVING					W/L/T	SCORE
			NO.	YDS.	AVG.	LG	TD	NO.	YDS.	AVG.	LG	TD		
09/11	at Texans	S	31	161	5.2	17	1	4	14	3.5	5	0	T	20-20
09/18	at Jaguars	S	9	54	6.0	21	0	1	9	9.0	9	0	L	0-24
09/25	Chiefs	S	21	71	3.4	13	0	3	20	6.7	9	0	W	20-17
10/02	Titans	S	20	42	2.1	11	0	1	1	1.0	1	0	L	17-24
10/06	at Broncos												W	12-9+
10/16	Jaguars												W	34-27
10/23	at Titans	S	10	58	5.8	14	0	7	27	3.9	9	0	L	10-19
10/30	Commanders	S	16	76	4.8	27	0	0	0	0.0	0	0	L	16-17
11/06	at Patriots												L	3-26
11/13	at Raiders	S	22	147	6.7	66t	1	2	16	8.0	12	0	W	25-20
11/20	Eagles	S	22	84	3.8	28	1	3	10	3.3	9	0	L	16-17
11/28	Steelers	S	20	86	4.3	13	1	3	12	4.0	9	0	L	17-24
12/04	at Cowboys	S	21	82	3.9	19	0	3	21	7.0	19	0	L	19-54
12/17	at Vikings	S	0	0	0.0	0	0	1	13	13.0	13	0	L	36-39+
12/26	Chargers												L	3-20
01/01	at Giants												L	10-38
01/08	Texans												L	31-32
2022 TOTALS		11-11	192	861	4.5	66T	4	28	143	5.1	19	0	4-12-1	

+ - Overtime

2020 GAME-BY-GAME POSTSEASON STATISTICS (COLTS)

DATE	OPPONENT	P/S	RUSHING				RECEIVING				W/L	SCORE		
			NO.	YDS.	AVG.	LG	TD	NO.	YDS.	AVG.			LG	TD
01/09	at Bills	S	21	78	3.7	20	1	2	6	3.0	6	0	L	24-27
2020 TOTALS		1-1	21	78	3.7	20	1	2	6	3.0	6	0	0-1	

37 ISAAC TAYLOR-STUART

CORNERBACK



ISAAC TAYLOR-STUART: SIGNED BY THE COLTS AS A FREE AGENT ON JULY 28, 2023.

6-2 • 200 LBS
NFL EXP: 2
(1ST YEAR WITH THE COLTS)
BORN: 10/25/99



COLLEGE:
USC

4TH-AND-SHORT

- Spent the 2022 season on injured reserve.
- Earned 2017 *USA Today* All-USA first-team accolades.
- Majored in communications.

NFL HIGHLIGHTS

- Spent the 2022 season with the Cowboys on the Injured Reserve list.

COLLEGE HIGHLIGHTS

- Played in 32 games (19 starts) at USC (2018-21) and compiled 80 tackles (54 solo), 1.0 tackle for loss, nine passes defended and two interceptions.
- As a redshirt junior, he saw action in 11 games (10 starts) and registered 39 tackles (25 solo), four passes defended and one interception.
- In 2020, he appeared in six games (one start) and tallied five tackles (two solo).
- As a redshirt freshman, he played in 12 games (eight starts) and finished with 36 tackles (27 solo), 1.0 tackle for loss, five passes defended and one interception.
- In 2018, he saw action in three games and earned a redshirt.



25 RODNEY THOMAS II

SAFETY



RODNEY THOMAS II: SELECTED BY THE COLTS IN THE SEVENTH ROUND (239TH OVERALL) OF THE 2022 NFL DRAFT.

6-1 • 196 LBS
NFL EXP: 2
(2ND YEAR WITH THE COLTS)
BORN: 6/26/98



COLLEGE:
YALE

4TH-AND-SHORT

- Appeared in all 17 games (nine starts) in his rookie season and recorded 50 tackles (33 solo), six passes defended, a team-high four interceptions and two special teams tackles.
- First Yale player selected in the NFL Draft since 2018.
- In 2021, he was named First Team All-Ivy League and All-New England team.
- Also competed in basketball and track and was captain of the track team in high school.

A LATE BLOOMER

Thomas II was one of the smaller players on the football team, let alone the school as a freshman in high school. He was 5-3 and 130 pounds as a freshman before gaining nearly 35 pounds and eight inches of height during his high school career. Thomas II started gaining attention of colleges as a senior, and decided on Yale because they had a good football program, but he also wanted a school that had a great academic program. Even though he was playing Division I football, he wasn't done growing. Thomas II sprouted up to 6-2, 200 pounds, as a senior at Yale and played multiple positions, including defensive back and linebacker. He compares his growth spurt to NBA player Anthony Davis, who gained nearly 10 inches of height during his high school career before starring at Kentucky.

@Rodney_Thomas26

@rodney_thomas26

25 RODNEY THOMAS II

SAFETY



NFL HIGHLIGHTS

- He appeared in all 17 games (10 starts) in 2022 and recorded 50 tackles (33 solo), six passes defended, a team-high four interceptions and two special teams tackles. Made his first career start in Week 4 vs. Tennessee. In Week 5 at Denver, he recorded five tackles (two solo), two passes defended and his first career interception. He became the first Colts rookie to tally an interception since Julian Blackmon in Week 6 of 2020 vs. Cincinnati. In Week 16 vs. Los Angeles, he tallied six tackles (five solo), two passes defended and one interception. He became the first Colts rookie to tally two consecutive games with an interception since Malik Hooker (2017). In Week 18 vs. Houston, he compiled two solo tackles, one pass defended and one interception. He finished with the most interceptions by a Colts rookie since Jason David in 2004 (four).

PERSONAL

- Attended Central Catholic High School in Pittsburgh.
- Named First-Team All-Conference as a defensive back.
- Selected to Western Pennsylvania Football Gold All-Academic Team in 2017.
- Was a member of the 2016 district champion and state runner-up team as well as the 2015 state championship team.
- Also competed in basketball and track and was captain of the track team.
- A native of Pittsburgh.

COLLEGE HIGHLIGHTS

- Appeared in 33 games at linebacker and defensive back in four seasons at Yale (2017-21) and compiled 134 tackles (95 solo), 8.0 tackles for loss, 1.0 sack, 21 passes defended and six interceptions.
- In 2021, he earned First Team All-Ivy League honors after he started 10 games (nine at defensive back and one at linebacker) and recorded 50 tackles (35 solo), 1.0 tackle for loss, 11 passes defended and two interceptions. Also garnered All-New England team honors and finished third in the Ivy League in passes defended and second on the team in total tackles.
- The 2020 season was cancelled due to COVID-19.
- In 2019, he garnered All-Ivy League honorable mention recognition after he started nine games at linebacker and tallied 39 tackles (26 solo), 7.0 tackles for loss, 1.0 sack, five passes defended, two interceptions and one forced fumble.
- Appeared in nine games at defensive back in 2018 and recorded 44 tackles (34 solo), five passes defended, two interceptions and one fumble recovery (returned for a touchdown).
- In 2017, he saw action in five games in a backup role at defensive back and registered one tackle.

RODNEY THOMAS II'S - NFL REGULAR SEASON STATISTICS

DATE	TEAM	GP	GS	TACKLES							INTERCEPTIONS					FUMBLES				ST				MISC			
				TK	S	A	TFL	YDS	SK	YDS	QBH	NO	YDS	LG	TD	PD	FF	FR	TD	YDS	TK	S	A	FF	FR	S	A
2022	Colts	17	10	50	33	17	0	0	0.0	0.0	0	4	51	35	0	6	0	0	0	0	2	1	1	0	0	0	0
TOTALS		17	10	50	33	17	0	0	0.0	0.0	0	4	51	35	0	6	0	0	0	0	2	1	1	0	0	0	0



@Rodney_Thomas26



@rodney_thomas26

25 RODNEY THOMAS II

SAFETY



SINGLE-GAME HIGHS: DEFENSIVE

Total Tackles	7 at New York Giants, Jan 01, 2023 ...1 more at 7.	Interceptions	1 vs. Houston Texans, Jan 08, 2023 ...3 more at 1.
Solo Tackles	6 at New York Giants, Jan 01, 2023 5 vs. Los Angeles Chargers, Dec 26, 2022 4 at New England Patriots, Nov 06, 2022 ...1 more at 4.	Interception Return Yards	35 at Denver Broncos, Oct 06, 2022 11 vs. Houston Texans, Jan 08, 2023 5 vs. Los Angeles Chargers, Dec 26, 2022
Passes Defensed	2 vs. Los Angeles Chargers, Dec 26, 2022 ...1 more at 2.	Special Teams Tackles	1 vs. Tennessee Titans, Oct 02, 2022

2022 GAME-BY-GAME REGULAR-SEASON STATISTICS (COLTS)

DATE	OPPONENT	P/S	TACKLES							INTERCEPTIONS					FUMBLES				ST				MISC		W/L	SCORE		
			TK	S	A	SK	YDS	TFL	YDS	QBH	NO	YDS	LG	TD	PD	FF	FR	TD	YDS	TK	S	A	FF	FR			S	A
09/11	at Texans	P	0	0	0	0.0	0.0	0	0	0	0	0	0	0	0	0	0	0	0	0	0	0	0	0	0	0	T	20-20
09/18	at Jaguars	P	0	0	0	0.0	0.0	0	0	0	0	0	0	0	0	0	0	0	0	0	0	0	0	0	0	L	0-24	
09/25	Chiefs	P	2	2	0	0.0	0.0	0	0	0	0	0	0	0	0	0	0	0	0	0	0	0	0	0	0	W	20-17	
10/02	Titans	S	2	2	0	0.0	0.0	0	0	0	0	0	0	0	0	0	0	0	1	1	0	0	0	0	0	L	17-24	
10/06	at Broncos	S	5	2	3	0.0	0.0	0	0	0	1	35	35	0	2	0	0	0	0	0	0	0	0	0	0	W	12-9+	
10/16	Jaguars	S	7	4	3	0.0	0.0	0	0	0	0	0	0	0	0	0	0	0	0	0	0	0	0	0	0	W	34-27	
10/23	at Titans	S	1	1	0	0.0	0.0	0	0	0	0	0	0	0	0	0	0	0	0	0	0	0	0	0	0	L	10-19	
10/30	Commanders	S	2	1	1	0.0	0.0	0	0	0	0	0	0	0	0	0	0	0	0	0	0	0	0	0	0	L	16-17	
11/06	at Patriots	S	4	4	0	0.0	0.0	0	0	0	0	0	0	0	0	0	0	0	0	0	0	0	0	0	0	L	3-26	
11/13	at Raiders	P	2	0	2	0.0	0.0	0	0	0	0	0	0	0	0	0	0	0	0	0	0	0	0	0	0	W	25-20	
11/20	Eagles	P	1	1	0	0.0	0.0	0	0	0	0	0	0	0	0	0	0	0	0	0	0	0	0	0	0	L	16-17	
11/28	Steelers	P	2	1	1	0.0	0.0	0	0	0	0	0	0	0	0	0	0	0	0	0	0	0	0	0	0	L	17-24	
12/04	at Cowboys	S	3	1	2	0.0	0.0	0	0	0	0	0	0	0	0	0	0	0	0	0	0	0	0	0	0	L	19-54	
12/17	at Vikings	P	4	1	3	0.0	0.0	0	0	0	1	0	0	0	1	0	0	0	0	0	0	0	0	0	0	L	36-39+	
12/26	Chargers	S	6	5	1	0.0	0.0	0	0	0	1	5	5	0	2	0	0	0	0	0	0	0	0	0	0	L	3-20	
01/01	at Giants	S	7	6	1	0.0	0.0	0	0	0	0	0	0	0	0	0	0	0	0	0	0	0	0	0	0	L	10-38	
01/08	Texans	S	2	2	0	0.0	0.0	0	0	0	1	11	11	0	1	0	0	0	0	0	0	0	0	0	0	L	31-32	
2022 TOTALS		17-10	50	33	17	0.0	0.0	0	0	0	4	51	35	0	6	0	0	0	0	2	1	1	0	0	0	0	4-12-1	

+ - Overtime



@Rodney_Thomas26



@rodney_thomas26

27 KEVIN TOLIVER II

CORNERBACK



KEVIN TOLIVER II: SIGNED BY THE COLTS AS A FREE AGENT ON FEBRUARY 22, 2023.

6-2 • 192 LBS
NFL EXP: 4
(1ST YEAR WITH THE COLTS)
BORN: 11/24/95

LSU COLLEGE:
LSU

4TH-AND-SHORT

- In his first four seasons, he competed in 29 games (two starts) in his time with the Ravens (2021-22), Broncos (2020) and Bears (2018-20) and totaled 30 tackles (25 solo), four passes defensed and two special teams stops.
- Majored in sports administration.
- Rated as the No. 1 cornerback in the nation according to ESPN in 2014.

NFL HIGHLIGHTS

- Has seen action in 29 career games (two starts) in his time with the Baltimore Ravens (2021-22), Denver Broncos (2020) and Chicago Bears (2018-20). He has compiled 30 tackles (25 solo), four passes defensed and two special teams stops. Toliver II has also appeared in one postseason contest.
- In 2022, he spent part of the offseason program with the Ravens.
- Spent time on the Baltimore practice squad in 2021.
- In 2020, he saw action in two games and recorded three tackles (two solo).
- Appeared in 12 games (one start) in 2019 and recorded 12 tackles (10 solo) and two passes defensed. He also registered one special teams stop.
- In 2018, he competed in 15 games (one start) and tallied 15 tackles (13 solo), two passes defensed and one special teams stop. Also appeared in one postseason contest but did not record any statistics.



27 KEVIN TOLIVER II

CORNERBACK



COLLEGE HIGHLIGHTS

- Saw action in 31 games (18 starts) at LSU (2015-17) and compiled 84 tackles (51 solo), 4.0 tackles for loss, 1.0 sack, 18 passes defended, two interceptions and two forced fumbles.
- As a junior, he played in 12 games (five starts) and registered 28 tackles (15 solo), 2.0 tackles for loss, 1.0 sack, 11 passes defended, one interception and two forced fumbles.
- In 2016, he appeared in seven games (five starts) and tallied 21 tackles (12 solo) and one pass defended.
- As a freshman, he saw action in 12 games (eight starts) and compiled 35 tackles (24 solo), 2.0 tackles for loss, six passes defended and one interception.

PERSONAL

- Attended Trinity Christian High School in Jacksonville, Fla.
- Named a member of the 2013 All-USA first-team Defense by *USA Today*.
- Rated as a five-star prospect by *Rivals*, *Scout*, *247Sports* and ESPN.
- Rated as the No. 1 cornerback in the nation according to ESPN.
- Led his team to a state championship in 2014.
- Registered 36 tackles, eight passes defended and two interceptions as a junior.
- Majored in sports administration.
- A native of Jacksonville, Fla.

ADDITIONAL TRANSACTIONS

- Waived by the Baltimore Ravens on May 26, 2022.
- Signed by Baltimore to a reserve/future contract on January 10, 2022.
- Signed to the Ravens practice squad on January 4, 2022.
- Released from the Baltimore practice squad on December 21, 2021.
- Signed to the Ravens practice squad on November 23, 2021.
- Signed to the Denver Broncos active roster from the practice squad on November 5, 2020.
- Signed to the Broncos practice squad on September 28, 2020.
- Signed to the Denver active roster from the practice squad on September 26, 2020.
- Signed to the Broncos practice squad on September 8, 2020.
- Waived by the Chicago Bears on September 5, 2020.
- Signed by Chicago as an undrafted free agent on May 11, 2018.

KEVIN TOLIVER II'S - NFL REGULAR SEASON STATISTICS

DATE	TEAM	GP	GS	TACKLES							INTERCEPTIONS					FUMBLES				ST			MISC			
				TK	S	A	TFL	YDS	SK	YDS	QBH	NO	YDS	LG	TD	PD	FF	FR	TD	YDS	TK	S	A	FF	FR	S
2018	Bears	15	1	15	13	2	0	0	0.0	0.0	0	0	0	0	2	0	0	0	0	1	1	0	0	0	0	0
2019	Bears	12	1	12	10	2	0	0	0.0	0.0	0	0	0	0	2	0	0	0	0	1	1	0	0	0	0	
2020	Broncos	2	0	3	2	1	0	0	0.0	0.0	0	0	0	0	0	0	0	0	0	0	0	0	0	0	0	
2021	Ravens	0	0	0	0	0	0	0	0.0	0.0	0	0	0	0	0	0	0	0	0	0	0	0	0	0	0	
2022	Ravens	0	0	0	0	0	0	0	0.0	0.0	0	0	0	0	0	0	0	0	0	0	0	0	0	0	0	
TOTALS		29	2	30	25	5	0	0	0.0	0.0	0	0	0	0	4	0	0	0	0	2	2	0	0	0	0	

KEVIN TOLIVER II'S - NFL POSTSEASON STATISTICS

DATE	TEAM	GP	GS	TACKLES							INTERCEPTIONS					FUMBLES				ST			MISC		
				TK	S	A	TFL	YDS	SK	YDS	QBH	NO	YDS	LG	TD	PD	FF	FR	TD	YDS	TK	S	A	FF	FR
2018	Bears	1	0	0	0	0	0	0	0.0	0.0	0	0	0	0	0	0	0	0	0	0	0	0	0	0	0
TOTALS		1	0	0	0	0	0	0	0.0	0.0	0	0	0	0	0	0	0	0	0	0	0	0	0	0	0



@Kevintoliver2



@Kevintoliver2

27

KEVIN TOLIVER II

CORNERBACK



2020 GAME-BY-GAME REGULAR-SEASON STATISTICS (BRONCOS)

DATE	OPPONENT	P/S	TACKLES							INTERCEPTIONS					FUMBLES				ST				MISC		W/L	SCORE		
			TK	S	A	SK	YDS	TFL	YDS	QBH	NO	YDS	LG	TD	PD	FF	FR	TD	YDS	TK	S	A	FF	FR			S	A
09/14	Titans																									L	14-16	
09/20	at Steelers																									L	21-26	
09/27	Buccaneers																									L	10-28	
10/01	at Jets																									W	37-28	
10/18	at Patriots																									W	18-12	
10/25	Chiefs																									L	16-43	
11/01	Chargers																									W	31-30	
11/08	at Falcons	P	3	2	1	0.0	0.0	0	0	0	0	0	0	0	0	0	0	0	0	0	0	0	0	0	0	0	L	27-34
11/15	at Raiders																									L	12-37	
11/22	Dolphins																									W	20-13	
11/29	Saints																									L	3-31	
12/06	at Chiefs																									L	16-22	
12/13	at Panthers	P	0	0	0	0.0	0.0	0	0	0	0	0	0	0	0	0	0	0	0	0	0	0	0	0	0	0	W	32-27
12/19	Bills																									L	19-48	
12/27	at Chargers																									L	16-19	
01/03	Raiders																									L	31-32	
2020 TOTALS		2-0	3	2	1	0.0	0.0	0	0	0	0	0	0	0	0	0	0	0	0	0	0	0	0	0	0	0	5-11	

2021 GAME-BY-GAME REGULAR-SEASON STATISTICS (RAVENS)

DATE	OPPONENT	P/S	TACKLES							INTERCEPTIONS					FUMBLES				ST				MISC		W/L	SCORE	
			TK	S	A	SK	YDS	TFL	YDS	QBH	NO	YDS	LG	TD	PD	FF	FR	TD	YDS	TK	S	A	FF	FR			S
09/13	at Raiders																									L	27-33+
09/19	Chiefs																									W	36-35
09/26	at Lions																									W	19-17
10/03	at Broncos																									W	23-7
10/11	Colts																									W	31-25+
10/17	Chargers																									W	34-6
10/24	Bengals																									L	17-41
11/07	Vikings																									W	34-31+
11/11	at Dolphins																									L	10-22
11/21	at Bears																									W	16-13
11/28	Browns																									W	16-10
12/05	at Steelers																									L	19-20
12/12	at Browns																									L	22-24
12/19	Packers																									L	30-31
12/26	at Bengals																									L	21-41
01/02	Rams																									L	19-20
01/09	Steelers																									L	13-16+
2021 TOTALS			0	0	0	0.0	0.0	0	0	0	0	0	0	0	0	0	0	0	0	0	0	0	0	0	0	8-9	

+ - Overtime

2018 GAME-BY-GAME POSTSEASON STATISTICS (BEARS)

DATE	OPPONENT	P/S	TACKLES							INTERCEPTIONS					FUMBLES				ST				MISC		W/L	SCORE		
			TK	S	A	SK	YDS	TFL	YDS	QBH	NO	YDS	LG	TD	PD	FF	FR	TD	YDS	TK	S	A	FF	FR			S	A
01/06	Eagles	P	0	0	0	0.0	0.0	0	0	0	0	0	0	0	0	0	0	0	0	0	0	0	0	0	0	0	L	15-16
2018 TOTALS		1-0	0	0	0	0.0	0.0	0	0	0	0	0	0	0	0	0	0	0	0	0	0	0	0	0	0	0-1		



@Kevintoliver2



@Kevintoliver2

12

MALIK TURNER

WIDE RECEIVER

(muh-LEEK)



MALIK TURNER: SIGNED BY THE COLTS AS A FREE AGENT ON FEBRUARY 23, 2023.

6-2 • 202 LBS

NFL EXP: 5

(1ST YEAR WITH THE COLTS)

BORN: 1/30/96



**COLLEGE:
ILLINOIS**

4TH-AND-SHORT



• In his first six seasons, he saw action in 44 games (three starts) during his time with the Texans (2022), Raiders (2022), 49ers (2022), Cowboys (2020-21), Packers (2020) and Seahawks (2018-19) and compiled 29 receptions for 414 yards and four touchdowns.

• Finished career at Illinois with the ninth-most receiving yards (1,804) and tied for the ninth-most receptions (143) in program history.

• In 2017, he was named a Campbell Trophy semifinalist as well as Academic All-Big Ten and a member of the NFF Hampshire Honor Society.

NFL HIGHLIGHTS

- Has played in 44 career games (three starts) in his time with the Houston Texans (2022), Las Vegas Raiders (2022), San Francisco 49ers (2022), Dallas Cowboys (2020-21), Green Bay Packers (2020) and Seattle Seahawks (2018-19). He has compiled 29 receptions for 414 yards and four touchdowns. Turner has also appeared in two postseason contests (one start) and has caught one pass for six yards.
- In 2022, he appeared in three games with the 49ers but did not record any statistics. He also spent time on the Las Vegas and Houston practice squad.
- He saw action in 14 games in 2021 and tallied 12 receptions for 149 yards and three touchdowns.
- In 2020, he played in six games but did not record any statistics.
- Saw action in 15 games (three starts) in 2019 and compiled 15 receptions for 245 yards and one touchdown. He also forced one fumble on special teams.
- In 2018, he appeared in six games and recorded two receptions for 20 yards.



@leekleek217



@leekleek217



COLLEGE HIGHLIGHTS

- Saw action in 46 games (35 starts) at Illinois (2014-17) and compiled 143 receptions for 1,804 yards and 10 touchdowns. He also registered two rushes for five yards. Finished his career at Illinois with the ninth-most receiving yards (1,804) and tied for the ninth-most receptions (143) in program history.
- As a senior, he appeared in 10 games (nine starts) and recorded 31 receptions for 326 yards. He was also named a Campbell Trophy semifinalist as well as Academic All-Big Ten and a member of the NFF Hampshire Honor Society.
- In 2016, he started 11 games and led the team with 48 receptions for 712 yards and six touchdowns. Finished the season sixth in the Big Ten in receptions per game (4.4), seventh in receiving touchdowns (six) and ninth in receiving yards per game (64.7).
- As a sophomore, he saw action in all 12 games (10 starts) and compiled 39 receptions for 510 yards and three touchdowns. Was named Academic All-Big Ten as well.
- In 2014, he played in all 13 games (five starts) and recorded 25 receptions for 256 yards and one touchdown.

PERSONAL

- Attended Sacred Heart-Griffin High School in Springfield, Ill.
- Recorded 69 receptions for 1,378 yards and 22 touchdowns while helping Sacred Heart-Griffin to the IHSA Class 5A state championship his senior season.
- Named first team IHSFCA all-state and Central State Eight Conference Player of the Year in 2013.
- Was also named first team All-Central State Eight in 2011 and 2012.
- Was a four-year letterwinner in basketball.
- Majored in sports management.
- A native of Springfield, Ill.

ADDITIONAL TRANSACTIONS

- Released from the Houston Texans practice squad on January 16, 2023.
- Signed to the Texans practice squad on December 23, 2022.
- Released from the Las Vegas Raiders practice squad on December 20, 2022.
- Signed to the Raiders practice squad on November 3, 2022.
- Released from the San Francisco 49ers practice squad on November 1, 2022.
- Signed to the 49ers practice squad on October 10, 2022.
- Signed to the San Francisco active roster from the practice squad on October 8, 2022.
- Signed to the 49ers practice squad on October 4, 2022.
- Signed to the San Francisco active roster from the practice squad on October 3, 2022.
- Signed to the 49ers practice squad on September 12, 2022.
- Signed to the San Francisco active roster from the practice squad on September 10, 2022.
- Signed to the 49ers practice squad on August 31, 2022.
- Waived by San Francisco on August 30, 2022.
- Signed by the 49ers as an unrestricted free agent on April 11, 2022.
- Signed by the Dallas Cowboys as an unrestricted free agent on March 19, 2021.
- Claimed off waivers (Packers) by the Cowboys on September 6, 2020.
- Waived by Green Bay on September 5, 2020.
- Signed by the Packers as a free agent on August 12, 2020.
- Waived by the Seattle Seahawks on April 14, 2020.
- Signed to the Seattle active roster from the practice squad on January 1, 2019.
- Signed to the Seahawks practice squad on December 25, 2018.
- Waived by Seattle on December 22, 2018.
- Signed to the Seahawks active roster from the practice squad on October 31, 2018.
- Signed to the Seattle practice squad on September 11, 2018.
- Waived by the Seahawks on September 1, 2018.
- Signed as an undrafted free agent by Seattle on July 29, 2018.



12

MALIK TURNER

WIDE RECEIVER

(muh-LEEK)



MALIK TURNER'S - NFL REGULAR SEASON STATISTICS

DATE	TEAM	GP	GS	RECEIVING					RUSHING				
				NO.	YDS.	AVG.	LG	TD	NO.	YDS.	AVG.	LG	TD
2018	Seahawks	6	0	2	20	10.0	19	0	0	0	0.0	0	0
2019	Seahawks	15	3	15	245	16.3	33t	1	0	0	0.0	0	0
2020	Cowboys	6	0	0	0	0.0	0	0	0	0	0.0	0	0
2021	Cowboys	14	0	12	149	12.4	61	3	0	0	0.0	0	0
2022	49ers	3	0	0	0	0.0	0	0	0	0	0.0	0	0
				Went from San Francisco to Las Vegas .									
2022	Raiders	0	0	0	0	0.0	0	0	0	0	0.0	0	0
				Went from Las Vegas to Houston .									
2022	Texans	0	0	0	0	0.0	0	0	0	0	0.0	0	0
2022	TOTAL	3	0	0	0	0.0	0	0	0	0	0.0	0	0
TOTALS		44	3	29	414	14.3	61	4	0	0	0.0	0	0

MALIK TURNER'S - NFL POSTSEASON STATISTICS

DATE	TEAM	GP	GS	RECEIVING					RUSHING				
				NO.	YDS.	AVG.	LG	TD	NO.	YDS.	AVG.	LG	TD
2018	Seahawks	0	0	0	0	0.0	0	0	0	0	0.0	0	0
2019	Seahawks	1	0	0	0	0.0	0	0	0	0	0.0	0	0
2021	Cowboys	1	0	1	6	6.0	6	0	0	0	0.0	0	0
TOTALS		2	0	1	6	6.0	6	0	0	0	0.0	0	0

MALIK TURNER'S - NFL REGULAR SEASON STATISTICS

DATE	TEAM	KICKOFF RETURNS					PUNT RETURNS					
		RET.	YDS.	AVG.	LG	TD	NO.	FC	YDS.	AVG.	LG	TD
2018	Seahawks	0	0	0.0	0	0	0	0	0	0.0	0	0
2019	Seahawks	0	0	0.0	0	0	0	0	0	0.0	0	0
2020	Cowboys	0	0	0.0	0	0	0	0	0	0.0	0	0
2021	Cowboys	0	0	0.0	0	0	0	0	0	0.0	0	0
2022	49ers	0	0	0.0	0	0	0	0	0	0.0	0	0
		Went from San Francisco to Las Vegas .										
2022	Raiders	0	0	0.0	0	0	0	0	0	0.0	0	0
		Went from Las Vegas to Houston .										
2022	Texans	0	0	0.0	0	0	0	0	0	0.0	0	0
2022	TOTAL	0	0	0.0	0	0	0	0	0	0.0	0	0
TOTALS		0	0	0.0	0	0	0	0	0	0.0	0	0

MALIK TURNER'S - NFL POSTSEASON STATISTICS

DATE	TEAM	KICKOFF RETURNS					PUNT RETURNS					
		RET.	YDS.	AVG.	LG	TD	NO.	FC	YDS.	AVG.	LG	TD
2018	Seahawks	0	0	0.0	0	0	0	0	0	0.0	0	0
2019	Seahawks	0	0	0.0	0	0	0	0	0	0.0	0	0
2021	Cowboys	0	0	0.0	0	0	0	0	0	0.0	0	0
TOTALS		0	0	0.0	0	0	0	0	0	0.0	0	0



@leekleek217



@leekleek217

12

MALIK TURNER

WIDE RECEIVER

(muh-LEEK)



SINGLE-GAME HIGHS: RECEIVING

Receptions	5 vs. Denver Broncos, Nov 07, 2021 3 vs. Washington Football Team, Dec 26, 2021 ...2 more at 3.	Receiving TDs	2 vs. Denver Broncos, Nov 07, 2021 1 vs. Washington Football Team, Dec 26, 2021 ...1 more at 1.
Receiving Yards	82 vs. Washington Football Team, Dec 26, 2021 54 at Pittsburgh Steelers, Sep 15, 2019 35 at San Francisco 49ers, Nov 11, 2019	All-Purpose Yards	82 vs. Washington Football Team, Dec 26, 2021 54 at Pittsburgh Steelers, Sep 15, 2019 35 at San Francisco 49ers, Nov 11, 2019
Receiving Average	27.3 vs. Washington Football Team, Dec 26, 2021 18.0 at Pittsburgh Steelers, Sep 15, 2019 8.7 at Carolina Panthers, Dec 15, 2019	Special Teams Tackles	1 vs. New York Giants, Oct 10, 2021 ...2 more at 1.
Longest Receptions	61 vs. Washington Football Team, Dec 26, 2021 33t at Philadelphia Eagles, Nov 24, 2019 30 at Pittsburgh Steelers, Sep 15, 2019	Most TDs	2 vs. Denver Broncos, Nov 07, 2021 1 vs. Washington Football Team, Dec 26, 2021 ...1 more at 1.

SINGLE-GAME HIGHS - POSTSEASON: RECEIVING

Receptions	1 vs. San Francisco 49ers, Jan 16, 2022	Longest Receptions	6 vs. San Francisco 49ers, Jan 16, 2022
Receiving Yards	6 vs. San Francisco 49ers, Jan 16, 2022	All-Purpose Yards	6 vs. San Francisco 49ers, Jan 16, 2022

2018 GAME-BY-GAME REGULAR-SEASON STATISTICS (SEAHAWKS)

DATE	OPPONENT	P/S	RECEIVING					RUSHING					W/L	SCORE
			NO.	YDS.	AVG.	LG	TD	NO.	YDS.	AVG.	LG	TD		
09/09	at Broncos												L	24-27
09/17	at Bears												L	17-24
09/23	Cowboys												W	24-13
09/30	at Cardinals												W	20-17
10/07	Rams												L	31-33
10/14	at Raiders												W	27-3
10/28	at Lions												W	28-14
11/04	Chargers	P	0	0	0.0	0	0	0	0	0.0	0	0	L	17-25
11/11	at Rams												L	31-36
11/15	Packers	P	0	0	0.0	0	0	0	0	0.0	0	0	W	27-24
11/25	at Panthers	P	1	19	19.0	19	0	0	0	0.0	0	0	W	30-27
12/02	49ers	P	1	1	1.0	1	0	0	0	0.0	0	0	W	43-16
12/10	Vikings	P	0	0	0.0	0	0	0	0	0.0	0	0	W	21-7
12/16	at 49ers	P	0	0	0.0	0	0	0	0	0.0	0	0	L	23-26+
12/23	Chiefs												W	38-31
12/30	Cardinals												W	27-24
2018 TOTALS		6-0	2	20	10.0	19	0	0	0	0.0	0	0	10-6	

+ - Overtime

2019 GAME-BY-GAME REGULAR-SEASON STATISTICS (SEAHAWKS)

DATE	OPPONENT	P/S	RECEIVING					RUSHING					W/L	SCORE
			NO.	YDS.	AVG.	LG	TD	NO.	YDS.	AVG.	LG	TD		
09/08	Bengals	P	0	0	0.0	0	0	0	0	0.0	0	0	W	21-20
09/15	at Steelers	P	3	54	18.0	30	0	0	0	0.0	0	0	W	28-26
09/22	Saints	P	2	19	9.5	11	0	0	0	0.0	0	0	L	27-33
09/29	at Cardinals	P	0	0	0.0	0	0	0	0	0.0	0	0	W	27-10
10/03	Rams	P	0	0	0.0	0	0	0	0	0.0	0	0	W	30-29
10/13	at Browns	P	0	0	0.0	0	0	0	0	0.0	0	0	W	32-28
10/20	Ravens	P	1	24	24.0	24	0	0	0	0.0	0	0	L	16-30
10/27	at Falcons	S	1	21	21.0	21	0	0	0	0.0	0	0	W	27-20
11/03	Buccaneers	P	0	0	0.0	0	0	0	0	0.0	0	0	W	40-34+
11/11	at 49ers	P	2	35	17.5	28	0	0	0	0.0	0	0	W	27-24+
11/24	at Eagles	P	1	33	33.0	33t	1	0	0	0.0	0	0	W	17-9
12/02	Vikings	S	0	0	0.0	0	0	0	0	0.0	0	0	W	37-30
12/08	at Rams	P	1	10	10.0	10	0	0	0	0.0	0	0	L	12-28
12/15	at Panthers	P	3	26	8.7	15	0	0	0	0.0	0	0	W	30-24
12/22	Cardinals	S	1	23	23.0	23	0	0	0	0.0	0	0	L	13-27
12/29	49ers												L	21-26
2019 TOTALS		15-3	15	245	16.3	33T	1	0	0	0.0	0	0	11-5	

+ - Overtime



@leekleek217



@leekleek217

12

MALIK TURNER

WIDE RECEIVER

(muh-LEEK)



2020 GAME-BY-GAME REGULAR-SEASON STATISTICS (COWBOYS)

DATE	OPPONENT	P/S	RECEIVING					RUSHING					W/L	SCORE
			NO.	YDS.	AVG.	LG	TD	NO.	YDS.	AVG.	LG	TD		
09/13	at Rams	P	0	0	0.0	0	0	0	0	0.0	0	0	L	17-20
09/20	Falcons	P	0	0	0.0	0	0	0	0	0.0	0	0	W	40-39
09/27	at Seahawks	P	0	0	0.0	0	0	0	0	0.0	0	0	L	31-38
10/04	Browns	P	0	0	0.0	0	0	0	0	0.0	0	0	L	38-49
10/11	Giants												W	37-34
10/19	Cardinals												L	10-38
10/25	at Football Team												L	3-25
11/01	at Eagles												L	9-23
11/08	Steelers												L	19-24
11/22	at Vikings												W	31-28
11/26	Football Team												L	16-41
12/08	at Ravens												L	17-34
12/13	at Bengals												W	30-7
12/20	49ers												W	41-33
12/27	Eagles	P	0	0	0.0	0	0	0	0	0.0	0	0	W	37-17
01/03	at Giants	P	0	0	0.0	0	0	0	0	0.0	0	0	L	19-23
2020 TOTALS		6-0	0	0	0.0	0	0	0	0	0.0	0	0	6-10	

2021 GAME-BY-GAME REGULAR-SEASON STATISTICS (COWBOYS)

DATE	OPPONENT	P/S	RECEIVING					RUSHING					W/L	SCORE
			NO.	YDS.	AVG.	LG	TD	NO.	YDS.	AVG.	LG	TD		
09/09	at Buccaneers												L	29-31
09/19	at Chargers												W	20-17
09/27	Eagles												W	41-21
10/03	Panthers	P	0	0	0.0	0	0	0	0	0.0	0	0	W	36-28
10/10	Giants	P	0	0	0.0	0	0	0	0	0.0	0	0	W	44-20
10/17	at Patriots	P	0	0	0.0	0	0	0	0	0.0	0	0	W	35-29+
10/31	at Vikings	P	0	0	0.0	0	0	0	0	0.0	0	0	W	20-16
11/07	Broncos	P	5	33	6.6	11	2	0	0	0.0	0	0	L	16-30
11/14	Falcons	P	1	7	7.0	7	0	0	0	0.0	0	0	W	43-3
11/21	at Chiefs	P	1	11	11.0	11	0	0	0	0.0	0	0	L	9-19
11/25	Raiders	P	0	0	0.0	0	0	0	0	0.0	0	0	L	33-36+
12/02	at Saints	P	1	10	10.0	10	0	0	0	0.0	0	0	W	27-17
12/12	at Football Team	P	0	0	0.0	0	0	0	0	0.0	0	0	W	27-20
12/19	at Giants	P	1	6	6.0	6	0	0	0	0.0	0	0	W	21-6
12/26	Football Team	P	3	82	27.3	61	1	0	0	0.0	0	0	W	56-14
01/02	Cardinals	P	0	0	0.0	0	0	0	0	0.0	0	0	L	22-25
01/08	at Eagles	P	0	0	0.0	0	0	0	0	0.0	0	0	W	51-26
2021 TOTALS		14-0	12	149	12.4	61	3	0	0	0.0	0	0	12-5	

+ - Overtime



@leekleek217



@leekleek217

12

MALIK TURNER

WIDE RECEIVER

(muh-LEEK)



2022 GAME-BY-GAME REGULAR-SEASON STATISTICS (49ERS/RAIDERS/TEXANS)

DATE	OPPONENT	P/S	RECEIVING					RUSHING					W/L	SCORE
			NO.	YDS.	AVG.	LG	TD	NO.	YDS.	AVG.	LG	TD		
09/11	at Bears	P	0	0	0.0	0	0	0	0	0.0	0	0	L	10-19
09/18	Seahawks												W	27-7
09/25	at Broncos												L	10-11
10/03	Rams	P	0	0	0.0	0	0	0	0.0	0	0	W	24-9	
10/09	at Panthers	P	0	0	0.0	0	0	0	0.0	0	0	W	37-15	
10/16	at Falcons											L	14-28	
10/23	Chiefs											L	23-44	
10/30	at Rams											W	31-14	
Went from 49ers to Raiders .														
11/06	at Jaguars												L	20-27
11/13	Colts												L	20-25
11/20	at Broncos												W	22-16+
11/27	at Seahawks												W	40-34+
12/04	Chargers												W	27-20
12/08	at Rams												L	16-17
12/18	Patriots												W	30-24
Went from Raiders to Texans .														
12/24	at Titans												W	19-14
01/01	Jaguars												L	3-31
01/08	at Colts												W	32-31
2022 TOTALS		3-0	0	0	0.0	0	0	0	0	0.0	0	0	10-8	

+ - Overtime

2018 GAME-BY-GAME POSTSEASON STATISTICS (SEAHAWKS)

DATE	OPPONENT	P/S	RECEIVING					RUSHING					W/L	SCORE
			NO.	YDS.	AVG.	LG	TD	NO.	YDS.	AVG.	LG	TD		
01/05	at Cowboys												L	22-24
2018 TOTALS		0-0	0	0	0.0	0	0	0	0	0.0	0	0	0-1	

2019 GAME-BY-GAME POSTSEASON STATISTICS (SEAHAWKS)

DATE	OPPONENT	P/S	RECEIVING					RUSHING					W/L	SCORE
			NO.	YDS.	AVG.	LG	TD	NO.	YDS.	AVG.	LG	TD		
01/05	at Eagles												W	17-9
01/12	at Packers	P	0	0	0.0	0	0	0	0.0	0	0	L	23-28	
2019 TOTALS		1-0	0	0	0.0	0	0	0	0.0	0	0	1-1		

2021 GAME-BY-GAME POSTSEASON STATISTICS (COWBOYS)

DATE	OPPONENT	P/S	RECEIVING					RUSHING					W/L	SCORE
			NO.	YDS.	AVG.	LG	TD	NO.	YDS.	AVG.	LG	TD		
01/16	49ers	P	1	6	6.0	6	0	0	0	0.0	0	0	L	17-23
2021 TOTALS		1-0	1	6	6.0	6	0	0	0	0.0	0	0	0-1	



@leekleek217



@leekleek217

8

JUWANN WINFREE

WIDE RECEIVER

(juh-wann)



JUWANN WINFREE: SIGNED BY THE COLTS AS A FREE AGENT ON MAY 9, 2023.

6-1 • 210 LBS
NFL EXP: 3
(1ST YEAR WITH THE COLTS)
BORN: 9/4/96



COLLEGE:
COLORADO

4TH-AND-SHORT

- In his first four seasons, he played in 15 games in his time with the Packers (2020-22) and Broncos (2019) and has compiled nine receptions for 75 yards.
- His dad, Carl, played basketball professionally in Israel after competing at Sacred Heart University.

NFL HIGHLIGHTS

- Has competed in 15 career games in his time with the Green Bay Packers (2020-22) and Denver Broncos (2019) and has compiled nine receptions for 75 yards. He has also appeared in one postseason contest.
- In 2022, he appeared in three games with Green Bay and recorded one reception for 17 yards. Spent the majority of the season on the practice squad.
- Competed in seven games in 2021 and tallied eight receptions for 58 yards. He saw action in one postseason contest.
- Appeared in two games during the 2021 season, but did not register any statistics. Spent the majority of the season on the practice squad.
- He saw action in three games in 2019, but did not record any statistics.



@onlyone_JW



@kingfree9



COLLEGE HIGHLIGHTS

- Appeared in 38 total games (seven starts) at Colorado (2016-18), Coffeyville Community College (2015) and Maryland (2014) and totaled 115 receptions for 1,643 yards and 13 touchdowns.
- As a senior, he saw action in eight games (six starts) and tallied 28 receptions for 324 yards and two touchdowns.
- In 2017, he competed in all 12 games (one start) and accumulated 21 receptions for 325 yards and two touchdowns. Against No. 15 USC, he recorded five receptions for 163 yards and two touchdowns. He recorded a 79-yard touchdown reception, which was the team's longest offensive play of the season.
- Redshirted the 2016 season at Colorado.
- In 2015 at Coffeyville Community College, he earned honorable mention All-Kansas Jayhawk Community College Conference accolades after he compiled 55 receptions for 837 yards and seven touchdowns.
- As a true freshman at Maryland, he appeared in eight games and tallied 11 receptions for 158 yards and two touchdowns. In a win at No. 14 Michigan State, he recorded a season-high four receptions for 80 yards and one touchdown.

PERSONAL

- Attended Dwight Morrow High School in Englewood, N.J.
- As a senior, he earned first team all-county honors after he recorded 33 receptions for 733 yards and eight touchdowns. Also added 42 tackles and two interceptions on defense.
- Also competed in track and basketball.
- His dad, Carl, played basketball professionally in Israel after competing at Sacred Heart University.
- First name is pronounced juh-WANN.
- A native of Englewood, N.J.

ADDITIONAL TRANSACTIONS

- Released from the Green Bay Packers practice squad on January 16, 2023.
- Signed to the Packers practice squad on October 17, 2022.
- Signed to the Green Bay active roster from the practice squad on October 15, 2022.
- Signed to the Packers practice squad on September 26, 2022.
- Signed to the Green Bay active roster from the practice squad on September 24, 2022.
- Signed to the Packers practice squad on September 12, 2022.
- Signed to the Green Bay active roster from the practice squad on September 10, 2022.
- Signed to the Packers practice squad on September 1, 2022.
- Waived by Green Bay on August 30, 2022.
- Signed to the Packers active roster from the practice squad on December 14, 2021.
- Signed to the Green Bay practice squad on November 22, 2021.
- Signed to the Packers active roster from the practice squad on November 20, 2021.
- Signed to the Green Bay practice squad on October 29, 2021.
- Signed to the Packers active roster from the practice squad on October 28, 2021.
- Signed to the Green Bay practice squad on October 18, 2021.
- Signed to the Packers active roster from the practice squad on October 16, 2021.
- Signed to the Green Bay practice squad on September 1, 2021.
- Waived by the Packers on August 31, 2021.
- Signed by Green Bay to a reserve/future contract on January 26, 2021.
- Signed to the Packers practice squad on December 14, 2020.
- Signed to the Green Bay active roster from the practice squad on December 12, 2020.
- Signed to the Packers practice squad on November 16, 2020.
- Signed to the Green Bay active roster from the practice squad on November 14, 2020.
- Signed to the Packers practice squad on October 1, 2020.
- Waived by the Denver Broncos on September 5, 2020.
- Selected by the Broncos in the sixth round (187th overall) of the 2019 NFL Draft.



8

JUWANN WINFREE

WIDE RECEIVER

(jub-wann)



JUWANN WINFREE'S - NFL REGULAR SEASON STATISTICS

DATE	TEAM	GP	GS	RECEIVING					RUSHING				
				NO.	YDS.	AVG.	LG	TD	NO.	YDS.	AVG.	LG	TD
2019	Broncos	3	0	0	0	0.0	0	0	0	0	0.0	0	0
2020	Packers	2	0	0	0	0.0	0	0	0	0	0.0	0	0
2021	Packers	7	0	8	58	7.3	12	0	0	0	0.0	0	0
2022	Packers	3	0	1	17	17.0	17	0	0	0	0.0	0	0
TOTALS		15	0	9	75	8.3	17	0	0	0	0.0	0	0

JUWANN WINFREE'S - NFL POSTSEASON STATISTICS

DATE	TEAM	GP	GS	RECEIVING					RUSHING				
				NO.	YDS.	AVG.	LG	TD	NO.	YDS.	AVG.	LG	TD
2020	Packers	0	0	0	0	0.0	0	0	0	0	0.0	0	0
2021	Packers	1	0	0	0	0.0	0	0	0	0	0.0	0	0
TOTALS		1	0	0	0	0.0	0	0	0	0	0.0	0	0

JUWANN WINFREE'S - NFL REGULAR SEASON STATISTICS

DATE	TEAM	RET.	KICKOFF RETURNS				PUNT RETURNS					
			YDS.	AVG.	LG	TD	NO.	FC	YDS.	AVG.	LG	TD
2019	Broncos	0	0	0.0	0	0	0	0	0	0.0	0	0
2020	Packers	0	0	0.0	0	0	0	0	0	0.0	0	0
2021	Packers	0	0	0.0	0	0	0	0	0	0.0	0	0
2022	Packers	0	0	0.0	0	0	0	0	0	0.0	0	0
TOTALS		0	0	0.0	0	0	0	0	0	0.0	0	0

JUWANN WINFREE'S - NFL POSTSEASON STATISTICS

DATE	TEAM	RET.	KICKOFF RETURNS				PUNT RETURNS					
			YDS.	AVG.	LG	TD	NO.	FC	YDS.	AVG.	LG	TD
2020	Packers	0	0	0.0	0	0	0	0	0	0.0	0	0
2021	Packers	0	0	0.0	0	0	0	0	0	0.0	0	0
TOTALS		0	0	0.0	0	0	0	0	0	0.0	0	0

SINGLE-GAME HIGHS: RECEIVING

Receptions

4 at Arizona Cardinals, Oct 28, 2021
 3 at Detroit Lions, Jan 09, 2022
 1 vs. Minnesota Vikings, Jan 02, 2022

Receiving Yards

30 at Arizona Cardinals, Oct 28, 2021
 16 at Detroit Lions, Jan 09, 2022
 12 vs. Minnesota Vikings, Jan 02, 2022

Receiving Average

7.5 at Arizona Cardinals, Oct 28, 2021
 5.3 at Detroit Lions, Jan 09, 2022

Longest Receptions

17 at Minnesota Vikings, Sep 11, 2022
 12 at Detroit Lions, Jan 09, 2022
 ...2 more at 12.

All-Purpose Yards

30 at Arizona Cardinals, Oct 28, 2021
 16 at Detroit Lions, Jan 09, 2022
 12 vs. Minnesota Vikings, Jan 02, 2022



@onlyone_JW



@kingfree9

8

JUWANN WINFREE

WIDE RECEIVER

(jub-wann)



2019 GAME-BY-GAME REGULAR-SEASON STATISTICS (BRONCOS)

DATE	OPPONENT	P/S	RECEIVING					RUSHING					W/L	SCORE
			NO.	YDS.	AVG.	LG	TD	NO.	YDS.	AVG.	LG	TD		
09/09	at Raiders												L	16-24
09/15	Bears												L	14-16
09/22	at Packers	P	0	0	0.0	0	0	0	0	0.0	0	0	L	16-27
09/29	Jaguars												L	24-26
10/06	at Chargers												W	20-13
10/13	Titans												W	16-0
10/17	Chiefs												L	6-30
10/27	at Colts	P	0	0	0.0	0	0	0	0	0.0	0	0	L	13-15
11/03	Browns	P	0	0	0.0	0	0	0	0	0.0	0	0	W	24-19
11/17	at Vikings												L	23-27
11/24	at Bills												L	3-20
12/01	Chargers												W	23-20
12/08	at Texans												W	38-24
12/15	at Chiefs												L	3-23
12/22	Lions												W	27-17
12/29	Raiders												W	16-15
2019 TOTALS		3-0	0	0	0.0	0	0	0	0	0.0	0	0	7-9	

2020 GAME-BY-GAME REGULAR-SEASON STATISTICS (PACKERS)

DATE	OPPONENT	P/S	RECEIVING					RUSHING					W/L	SCORE
			NO.	YDS.	AVG.	LG	TD	NO.	YDS.	AVG.	LG	TD		
09/13	at Vikings												W	43-34
09/20	Lions												W	42-21
09/27	at Saints												W	37-30
10/05	Falcons												W	30-16
10/18	at Buccaneers												L	10-38
10/25	at Texans												W	35-20
11/01	Vikings												L	22-28
11/05	at 49ers												W	34-17
11/15	Jaguars	P	0	0	0.0	0	0	0	0	0.0	0	0	W	24-20
11/22	at Colts												L	31-34+
11/29	Bears												W	41-25
12/06	Eagles												W	30-16
12/13	at Lions	P	0	0	0.0	0	0	0	0	0.0	0	0	W	31-24
12/19	Panthers												W	24-16
12/27	Titans												W	40-14
01/03	at Bears												W	35-16
2020 TOTALS		2-0	0	0	0.0	0	0	0	0	0.0	0	0	13-3	

+ - Overtime

2021 GAME-BY-GAME REGULAR-SEASON STATISTICS (PACKERS)

DATE	OPPONENT	P/S	RECEIVING					RUSHING					W/L	SCORE
			NO.	YDS.	AVG.	LG	TD	NO.	YDS.	AVG.	LG	TD		
09/12	at Saints												L	3-38
09/20	Lions												W	35-17
09/26	at 49ers												W	30-28
10/03	Steelers												W	27-17
10/10	at Bengals												W	25-22+
10/17	at Bears	P	0	0	0.0	0	0	0	0	0.0	0	0	W	24-14
10/24	Football Team												W	24-10
10/28	at Cardinals	P	4	30	7.5	12	0	0	0	0.0	0	0	W	24-21
11/07	at Chiefs												L	7-13
11/14	Seahawks												W	17-0
11/21	at Vikings	P	0	0	0.0	0	0	0	0	0.0	0	0	L	31-34
11/28	Rams												W	36-28
12/12	Bears												W	45-30
12/19	at Ravens	P	0	0	0.0	0	0	0	0	0.0	0	0	W	31-30
12/25	Browns	P	0	0	0.0	0	0	0	0	0.0	0	0	W	24-22
01/02	Vikings	P	1	12	12.0	12	0	0	0	0.0	0	0	W	37-10
01/09	at Lions	P	3	16	5.3	12	0	0	0	0.0	0	0	L	30-37
2021 TOTALS		7-0	8	58	7.3	12	0	0	0	0.0	0	0	13-4	

+ - Overtime



@onlyone_JW



@kingfree9

8

JUWANN WINFREE

WIDE RECEIVER

(jub-wann)



2022 GAME-BY-GAME REGULAR-SEASON STATISTICS (PACKERS)

DATE	OPPONENT	P/S	RECEIVING					RUSHING					W/L	SCORE	
			NO.	YDS.	AVG.	LG	TD	NO.	YDS.	AVG.	LG	TD			
09/11	at Vikings												L	7-23	
09/18	Bears												W	27-10	
09/25	at Buccaneers												W	14-12	
10/02	Patriots												W	27-24+	
10/09	Giants												L	22-27	
10/16	Jets												L	10-27	
10/23	at Commanders												L	21-23	
10/30	at Bills												L	17-27	
11/06	at Lions												L	9-15	
11/13	Cowboys												W	31-28+	
11/17	Titans												L	17-27	
11/27	at Eagles												L	33-40	
12/04	at Bears												W	28-19	
12/19	Rams												W	24-12	
12/25	at Dolphins												W	26-20	
01/01	Vikings												W	41-17	
01/08	Lions												L	16-20	
2022 TOTALS		0-0	0	0	0.0	0	0	0	0	0	0.0	0	0	8-9	

+ - Overtime

2020 GAME-BY-GAME POSTSEASON STATISTICS (PACKERS)

DATE	OPPONENT	P/S	RECEIVING					RUSHING					W/L	SCORE
			NO.	YDS.	AVG.	LG	TD	NO.	YDS.	AVG.	LG	TD		
01/16	Rams												W	32-18
01/24	Buccaneers												L	26-31
2020 TOTALS		0-0	0	0	0.0	0	0	0	0	0.0	0	0	1-1	

2021 GAME-BY-GAME POSTSEASON STATISTICS (PACKERS)

DATE	OPPONENT	P/S	RECEIVING					RUSHING					W/L	SCORE
			NO.	YDS.	AVG.	LG	TD	NO.	YDS.	AVG.	LG	TD		
01/22	49ers	P	0	0	0.0	0	0	0	0	0.0	0	0	L	10-13
2021 TOTALS		1-0	0	0	0.0	0	0	0	0	0.0	0	0	0-1	



@onlyone_JW



@kingfree9

80 JELANI WOODS

TIGHT END

(juh-LAW-nee)



JELANI WOODS: SELECTED BY THE COLTS IN THE THIRD ROUND (73RD OVERALL) OF THE 2022 NFL DRAFT.

6-7 • 253 LBS

NFL EXP: 2

(2ND YEAR WITH THE COLTS)

BORN: 10/9/98



**COLLEGE:
VIRGINIA**

4TH-AND-SHORT

- Appeared in 15 games (two starts) his rookie season and recorded 25 receptions for 312 yards and three touchdowns.
- Caught two touchdowns in Week 3 vs. Kansas City, and became the first Colts rookie tight end to register two receiving touchdowns in a single game since 1963.
- In 2021, he led all ACC tight ends in receiving yards (598) and touchdown receptions (eight).
- Transitioned to tight end from quarterback after redshirting the 2017 season.

DOWN THE STRETCH

What is on your bucket list: I really want to go sky diving.

What is the best advice you've been given: You either be humble or be humbled.

Do you have any nicknames: My grandmother calls me Yeti because my hands and feet were always big.

Who is your favorite artist: Future

What is your favorite TV show: Martin

Do you have any hidden talents: I can play the drums.



@jelani_thegreat



@jelaniwoods

80 JELANI WOODS

TIGHT END

(juh-LAW-nee)



HIS BROTHER, JAVARIC

Growing up in Ellenwood, Ga., Jelani learned to help others while accomplishing his own goals. Jelani was a standout football and basketball player in high school, all the while helping out at home with his brother. Jelani's brother, Javaric – who everyone calls Jay – has a moderate intellectual disability. Jay is 10 years older than Jelani, but Jelani has assisted him his entire life. Jelani really stepped up in high school when he took the lead helping Jay in the morning so his parents wouldn't be late. That included waking him up, getting him dressed, preparing breakfast and taking him to an adult day center. His parents never asked him to do those things, but it was something he wanted to do to help out.

NFL HIGHLIGHTS

- Appeared in 15 games (two starts) in 2022 and compiled 25 receptions for 312 yards and three touchdowns. In Week 3 vs. Kansas City, he caught two touchdowns and became the first Colts rookie tight end to register two receiving touchdowns in a single game since John Mackey in 1963. In Week 12 vs. Pittsburgh, he tallied single-game career highs in receptions (eight) and receiving yards (98). He recorded the second-most receptions in a single game by an Indianapolis rookie tight end (Charles Arbuckle – nine in Week 13 of 1992) Woods registered the most receiving yards by a Colts rookie tight end since Dallas Clark in Week 11 of 2003 (100). In Week 16 vs. Los Angeles, he paced the team in receiving with 43 yards on three receptions.

COLLEGE HIGHLIGHTS

- After transferring from Oklahoma State, he competed in 11 games (10 starts) at Virginia (2021) and registered 44 receptions for 598 yards and eight touchdowns.
- Appeared in 34 games (28 starts) at Oklahoma State (2017-20) and compiled 31 receptions for 361 yards and four touchdowns.
- In 2021, he earned First Team All-ACC honors after he saw action in 11 games (10 starts) at Virginia and tallied 44 receptions for 598 yards and eight touchdowns. Led all ACC tight ends in receiving yards and touchdown receptions, while also ranking fourth in the country in touchdown receptions among tight ends.
- Appeared in 10 games (nine starts) in 2020 and accumulated eight receptions for 129 yards and one touchdown. Named an All-Big 12 honorable mention selection and was also chosen to the Academic Second Team All-Big 12. In a win vs. Iowa State, he tallied single-season career highs in receptions (three), receiving yards (54) and touchdowns (one).
- In 2019, he earned All-Big 12 honorable mention accolades after he saw action in all 13 games (12 starts) and recorded 16 receptions for 112 yards and one touchdown. Helped pave the way for running back Chuba Hubbard, who led the FBS in rushing yards and was named Big 12 Offensive Player of the Year.

MAKING A TOUGH CHOICE, AND THEN ADJUSTING

Woods competed at Cedar Grove (Ga.) High School in both football and basketball and even earned all-state honorable mention honors in both sports. He was a four-year varsity quarterback and led the team to their first-ever state championship as a senior. He had Division I offers in both sports, but decided to choose football and attend Oklahoma State. He signed as a quarterback, but redshirted the 2017 season and transitioned to tight end during the year to see more playing time moving forward. After tallying 31 receptions for 361 yards and four touchdowns at Oklahoma State, he transferred to Virginia and earned First Team All-ACC accolades after he topped those numbers in every receiving category in just one season.

COLLEGE HIGHLIGHTS CONT...

- As a redshirt freshman, he appeared in 11 games (seven starts) and compiled seven receptions for 120 yards and two touchdowns. Named an All-Big 12 honorable mention selection.
- Redshirted the 2017 season and transitioned from quarterback to tight end.

PERSONAL

- Attended Cedar Grove (Ga.) High School and played quarterback.
- As a senior, he led Cedar Grove to its first state championship and a 13-2 overall record after he threw for 2,316 yards and 26 touchdowns. They defeated current Houston Texans quarterback Davis Mills and Greater Atlanta Christian in the title game.
- In 2016, he was named an all-state honorable mention selection and was a first team all-region selection.
- In 2015, he threw for 1,992 yards and 20 touchdowns with only six interceptions.
- Competed in the 2022 East-West Shrine Bowl.
- Received Division I offers in basketball before choosing football.
- Ranked as the No. 20 dual-threat quarterback prospect by *Rivals*.
- Majored in management at Oklahoma State.
- First name is pronounced juh-LAW-nee.
- A native of Ellenwood, Ga.



@jelani_thegreat



@jelaniwoods

80 JELANI WOODS

TIGHT END

(jub-LAW-nee)



JELANI WOODS' - NFL REGULAR SEASON STATISTICS

DATE	TEAM	GP	GS	RECEIVING					RUSHING				
				NO.	YDS.	AVG.	LG	TD	NO.	YDS.	AVG.	LG	TD
2022	Colts	15	2	25	312	12.5	36	3	0	0	0.0	0	0
TOTALS		15	2	25	312	12.5	36	3	0	0	0.0	0	0

JELANI WOODS' - NFL REGULAR SEASON STATISTICS

DATE	TEAM	KICKOFF RETURNS					PUNT RETURNS					
		RET.	YDS.	AVG.	LG	TD	NO.	FC	YDS.	AVG.	LG	TD
2022	Colts	0	0	0.0	0	0	0	0	0	0.0	0	0
TOTALS		0	0	0.0	0	0	0	0	0	0.0	0	0

SINGLE-GAME HIGHS: RECEIVING

Receptions	8 vs. Pittsburgh Steelers, Nov 28, 2022 3 at New York Giants, Jan 01, 2023 ...1 more at 3.	Receiving TDs	2 vs. Kansas City Chiefs, Sep 25, 2022 1 vs. Jacksonville Jaguars, Oct 16, 2022
Receiving Yards	98 vs. Pittsburgh Steelers, Nov 28, 2022 43 vs. Los Angeles Chargers, Dec 26, 2022 36 at Minnesota Vikings, Dec 17, 2022	All-Purpose Yards	98 vs. Pittsburgh Steelers, Nov 28, 2022 43 vs. Los Angeles Chargers, Dec 26, 2022 36 at Minnesota Vikings, Dec 17, 2022
Receiving Average	14.3 vs. Los Angeles Chargers, Dec 26, 2022 12.3 vs. Pittsburgh Steelers, Nov 28, 2022 6.3 at New York Giants, Jan 01, 2023	Most TDs	2 vs. Kansas City Chiefs, Sep 25, 2022 1 vs. Jacksonville Jaguars, Oct 16, 2022
Longest Receptions	36 at Minnesota Vikings, Dec 17, 2022 33 vs. Tennessee Titans, Oct 02, 2022 28 vs. Pittsburgh Steelers, Nov 28, 2022		

2022 GAME-BY-GAME REGULAR-SEASON STATISTICS (COLTS)

DATE	OPPONENT	P/S	RECEIVING					RUSHING					W/L/T	SCORE
			NO.	YDS.	AVG.	LG	TD	NO.	YDS.	AVG.	LG	TD		
09/11	at Texans	P	0	0	0.0	0	0	0	0	0.0	0	0	T	20-20
09/18	at Jaguars	P	0	0	0.0	0	0	0	0	0.0	0	0	L	0-24
09/25	Chiefs	P	2	13	6.5	12t	2	0	0	0.0	0	0	W	20-17
10/02	Titans	P	1	33	33.0	33	0	0	0	0.0	0	0	L	17-24
10/06	at Broncos	P	0	0	0.0	0	0	0	0	0.0	0	0	W	12-9+
10/16	Jaguars	P	2	27	13.5	17	1	0	0	0.0	0	0	W	34-27
10/23	at Titans	P	1	4	4.0	4	0	0	0	0.0	0	0	L	10-19
10/30	Commanders	P	0	0	0.0	0	0	0	0	0.0	0	0	L	16-17
11/06	at Patriots	P	1	2	2.0	2	0	0	0	0.0	0	0	L	3-26
11/13	at Raiders												W	25-20
11/20	Eagles												L	16-17
11/28	Steelers	P	8	98	12.3	28	0	0	0	0.0	0	0	L	17-24
12/04	at Cowboys	P	2	28	14.0	27	0	0	0	0.0	0	0	L	19-54
12/17	at Vikings	P	1	36	36.0	36	0	0	0	0.0	0	0	L	36-39+
12/26	Chargers	S	3	43	14.3	17	0	0	0	0.0	0	0	L	3-20
01/01	at Giants	S	3	19	6.3	11	0	0	0	0.0	0	0	L	10-38
01/08	Texans	P	1	9	9.0	9	0	0	0	0.0	0	0	L	31-32
2022 TOTALS		15-2	25	312	12.5	36	3	0	0	0.0	0	0	0	4-12-1

+ - Overtime



@jelani_thegreat



@jelaniwoods

2023 NFL DRAFT PICKS

5

ANTHONY RICHARDSON

QUARTERBACK



ANTHONY RICHARDSON:
SELECTED BY THE COLTS IN THE FIRST
ROUND (FOURTH OVERALL) OF THE 2023
NFL DRAFT.

6-4 • 244 LBS
NFL EXP: ROOKIE
BORN: 5/22/02




COLLEGE:
FLORIDA

4TH-AND-SHORT

- Appeared in 24 career games (13 starts) at Florida and completed 215-of-393 passes for 3,105 yards and 24 touchdowns with 15 interceptions. Also contributed 161 carries for 1,116 yards and 12 touchdowns.
- In a game against LSU, he recorded the third-longest rushing touchdown by a Gator since at 1996 (81 yards).
- Ranked as the No.1 quarterback in the Relative Athletic Score system, which dates back to 1987.
- Was on the Netflix show, "QB1: Beyond The Lights," during his senior season.

NETFLIX STAR

Before he had the spotlight on the national college football scene in 2022, Richardson was a prominent quarterback in the class of 2020. Ranked the No. 6 dual-threat quarterback in the class, he was selected to be one of the focal points, with fellow 2023 first-round selection Bryce Young, on Netflix's documentary series, "QB1 Beyond the Lights," which followed prominent high school quarterbacks and their path to big-time college football. While the fourth season was ultimately canceled before it was aired, it did give Richardson and his family an archive of his life before being thrust into football fame.



@GVOaant



@anthonyrichardson



BIG BROTHER

Despite being selected by the Colts with the No. 4 overall pick in the 2023 NFL Draft, it was his younger brother, Corey, who stole the show. At just 13 years old, Corey shocked viewers with his shockingly deep, booming voice that sounded like it belonged to an adult rather than a teenager. After unveiling his voice, he stole the show yet again by checking himself out on camera. What seemed to have gone unnoticed, however, was Corey's admiration for his older brother and matching draft-night outfits. An NFL social media post of Corey reading a letter to Anthony went viral on draft night and had Anthony in tears shortly after getting drafted.



LENDING A HAND

After a dinner for prospective draftees hosted by the NFL, one member of the group stayed back to help clean up. Richardson, who thought the room was left in unacceptable condition, stayed back to help clean up until the room was back where it needed to be despite being told he did not have to stay back. The story did not make headlines until General Manager Chris Ballard shared it at the Indiana Sports Corporation luncheon.

COLLEGE HIGHLIGHTS

- Appeared in 24 career games (13 starts) at Florida (2020-22) and completed 215-of-393 passes for 3,105 yards and 24 touchdowns with 15 interceptions. Also contributed 161 carries for 1,116 yards and 12 touchdowns.
- In 2022, he started all 12 games he saw action in and completed 176-of-327 passes for 2,549 yards and 17 touchdowns with nine interceptions. Also added 103 carries for 654 yards and nine touchdowns. He finished second on the team in rushing touchdowns and third in rushing yards. Against Vanderbilt, he completed 25-of-42 passes for 400 yards and three touchdowns with one interception. Added 25 rushing yards on four carries. At No. 11 Tennessee, he completed 24-of-44 passes for a single-game career-high 453 yards and two touchdowns with one interception. On the ground, he tallied 17 carries for 62 yards and two touchdowns. His 515 total yards were the third-most by a Florida player in a single game. In an opening week win versus No. 7 Utah, he was selected as the SEC Offensive Player of the Week and the Davey O'Brien Award Quarterback of the Week after he completed 17-of-24 passes for 168 yards as well as 11 carries for 106 yards and a single-game career-high three touchdowns.
- Saw action in eight games (one start) in 2021 and completed 38-of-64 passes for 529 yards and six touchdowns with five interceptions. He also recorded

COLLEGE HIGHLIGHTS CONT...

- 51 carries for 401 yards and three touchdowns. Earned All-Freshman Team accolades. Against LSU, completed 10-of-19 passes for 167 yards and three touchdowns with two interceptions. Added seven carries for 37 yards and one touchdown. To begin the season, he registered a rush of at least 70 yards in consecutive games against Florida Atlantic (73) and South Florida (80).
- In 2020, he appeared in four games and completed 1-of-2 passes for 27 yards and one touchdown with one interception. Also contributed 61 yards on seven carries. Against No. 8 Oklahoma in the Cotton Bowl, threw a 27-yard touchdown. Also tallied three carries for 42 yards.
- Redshirted as a true freshman.

PERSONAL

- Competed at Eastside High School in Gainesville and totaled 4,633 passing yards and 37 touchdowns as well as 1,633 rushing yards and 41 touchdowns.
- As a senior, he passed for 1,398 yards and eight touchdowns with just one interception. Also contributed seven rushing touchdowns.
- He recorded 1,567 passing yards and 17 touchdowns and also added 924 rushing yards and 16 touchdowns during his junior season.
- As a sophomore, he compiled 10 passing touchdowns and 13 rushing touchdowns.
- Took classes at the Professional Academies Magnet at Lofton High School and studied fire, EMS and public safety. The school didn't have athletic programs so he was allowed to compete in sports at Eastside.
- Ranked the No. 1 quarterback recruit in Florida.
- Lettered in basketball as well and averaged 10.5 points and 7.5 rebounds per game during his junior season.
- Was on the Netflix show, "QB1: Beyond The Lights," during his senior season.
- Ranked as the No.1 quarterback in the Relative Athletic Score system, which dates back to 1987.
- A native of Gainesville, Fla.



@GVOaant



@anthonyrichardson

29 JUJU BRENTS

CORNERBACK



JUJU BRENTS: SELECTED BY THE COLTS IN THE SECOND ROUND (44TH OVERALL) OF THE 2023 NFL DRAFT.

6-3 • 198 LBS
NFL EXP: ROOKIE
BORN: 1/18/00



COLLEGE:
KANSAS STATE

4TH-AND-SHORT

- Played in 46 career games (32 starts) at Kansas State (2021-22) and Iowa (2018-20) and compiled 111 tackles (78 solo), 6.5 tackles for loss, 16 passes defensed, six interceptions and one forced fumble.
- Named First Team All-Big 12 in 2022 by the league's coaches and was a Second Team All-Big 12 choice by the Associated Press.
- Garnered Honorable Mention All-Big 12 recognition from the league's coaches in 2021.
- Competed at Warren Central High School in Indianapolis and played for Head Coach Jayson West.

HOMETOWN KID

Brents is one of just four players on the Colts 90-man roster who are from Indianapolis. Before a standout career at Kansas State, Brents prepped at Warren Central High School, just under 13 miles east of Lucas Oil Stadium. Brents is also the only one of the four native to Indianapolis to be drafted by their hometown team. According to the Indy Star, Brents is just the fourth Indianapolis native drafted by the Colts, joining Jeff George, Anthony Johnson and Lamont Warren.



@Jbrents_18

@jbrents.18



COLLEGE HIGHLIGHTS

- Played in 46 career games (32 starts) at Kansas State (2021-22) and Iowa (2018-20) and compiled 111 tackles (78 solo), 6.5 tackles for loss, 16 passes defended, six interceptions and one forced fumble. Named First Team All-Big 12 in 2022 by the league's coaches and was a Second Team All-Big 12 choice by the Associated Press. He also earned Second Team Academic All-Big 12 honors in 2022. Garnered Honorable Mention All-Big 12 recognition from the league's coaches in 2021.
- In 2022, he earned First Team All-Big 12 accolades after he started all 14 games and finished with 45 tackles (28 solo), 3.5 tackles for loss, eight passes defended, four interceptions and one forced fumble. Led the team in passes defended and interceptions. He ranked 22nd nationally and third in the Big 12 in interceptions, while ranking 12th in the Big 12 in passes defended. In the Sugar Bowl vs. No. 5 Alabama, he finished with two solo tackles. Against TCU in the Big 12 Championship Game, he registered three solo tackles, two passes defended, one interception and one forced fumble. Finished with four tackles (three solo), 1.0 tackle for loss, one pass defended and one interception in a win against Texas Tech.
- In his first season at Kansas State in 2021, he started 13 games and registered 49 tackles (41 solo), 3.0 tackles for loss, three passes defended and one interception.
- Appeared in seven games at Iowa in 2020 and tallied four tackles (one solo) and one pass defended. Garnered Honorable Mention All-Big 12 recognition from the league's coaches.
- In 2019, he played in one game and redshirted.
- As a true freshman in 2018, he saw action in 11 games (five starts) and compiled 13 tackles (eight solo), four passes defended and one interception.

PERSONAL

- Competed at Warren Central High School in Indianapolis and played for Head Coach Jayson West.
- Rated the 28th-best cornerback in the Class of 2018 by *247Sports*.
- Selected as the fourth-best overall prospect in the state of Indiana by *Rivals*, while *247Sports* ranked him fifth.
- Named to the 2017 American Family Insurance ALL-USA Central Indiana High School Football Super Team.
- Earned first team all-conference honors his final three years as a prep and was an all-county choice as a senior and junior.
- Finished his high school career with 63 tackles, 10 passes defended and three interceptions.
- Named a team captain as a senior.
- Also competed in track and field.
- Majored in communication studies in college.
- A native of Indianapolis.



1

JOSH DOWNS

WIDE RECEIVER



JOSH DOWNS: SELECTED BY THE COLTS IN THE THIRD ROUND (79TH OVERALL) OF THE 2023 NFL DRAFT.

5-9 • 171 LBS
NFL EXP: ROOKIE
BORN: 8/12/01



COLLEGE:
NORTH CAROLINA



4TH-AND-SHORT

- Played in 34 career games (23 starts) at North Carolina (2020-22) and compiled 202 receptions for 2,483 yards and 22 touchdowns. In program history, he finished second in touchdown receptions, third in receptions and fourth in receiving yards.
- Earned First Team All-ACC honors in each of his last two seasons (2021-22).
- Garnered Second Team All-America honors from The Associated Press, FWA and Phil Steele in 2022.
- One of two players in Carolina history with two 1,000-yard receiving seasons.
- Set the North Carolina single-season record for receptions (101) and receiving yards (1,335) in 2021.
- His uncle, Dre' Bly, played 11 seasons in the NFL.

FOOTBALL IS FAMILY

While Josh is the most recent of the Downs to find his name on an NFL roster, he is not the first. His father, Gary, was a running back who played seven seasons (1994-2000) in the NFL with the New York Giants, Denver and Atlanta. Gary's NFL totals include 45 carries for 149 yards (3.3 avg.) and nine receptions for 66 yards (7.3 avg.). His uncle, Dre' Bly, is a two-time Pro Bowl cornerback who spent time with St. Louis (1999-02), Detroit (2003-06), Denver (2007-08) and San Francisco (2009). Bly coached cornerbacks at North Carolina from 2019-22, while Downs was enrolled, and is currently the cornerbacks coach for the Detroit Lions.



@joshdowns



COLLEGE HIGHLIGHTS

- Played in 34 career games (23 starts) at North Carolina (2020-22) and compiled 202 receptions for 2,483 yards and 22 touchdowns. In program history, finished second in touchdown receptions, third in receptions and fourth in receiving yards. One of two players in Carolina history with two 1,000-yard receiving seasons. Earned First Team All-ACC honors in each of his last two seasons.
- In 2022, he started 11 games and finished with 94 receptions for 1,029 yards and 11 touchdowns. Earned First Team All-ACC honors and was named a Pro Football Focus First Team All-America choice. Also garnered Second Team All-America honors from *The Associated Press*, FWAA and Phil Steele. He led the ACC in receptions (94), receiving yards (1,029), receptions per game (8.5) and receiving yards per game (93.5) and finished second in the country in receptions per game, seventh in touchdown receptions and 11th in receiving yards per game. He became the third player in North Carolina history to compile over 90 catches in a season and had the fourth-most receiving touchdowns in program history in a single season.
- Earned First-Team All-ACC honors after he played in all 13 games (12 starts) in 2021 and registered 101 receptions for 1,335 yards and eight touchdowns. Set the North Carolina single-season record for catches (101) and receiving yards (1,335). Led the ACC in receptions, while finishing second in receiving yards and seventh in all-purpose yards per game (114.2). Finished third in the ACC and 13th nationally in average punt return yards (9.8). In his first collegiate start, he recorded eight receptions for 123 yards and one touchdown at Virginia Tech.
- As a true freshman in 2020, he saw action in 10 games and tallied seven receptions for 119 yards and three touchdowns. He tallied a career-long 75-yard receiving touchdown in the Orange Bowl against Texas A&M.

PERSONAL

- Attended North Gwinnett High School in Suwanee, Ga.
- Rated as a four-star prospect, the nation's 17th ranked player and the 13th ranked player in Georgia by *247Sports*.
- Recorded 187 receptions for 3,019 yards and 32 touchdowns over his final three seasons.
- Named first team all-state and all-county.
- Helped lead North Gwinnett to a 14-1 record and a 7A state championship as a sophomore.
- Also competed in basketball and track and field.
- Finished third in the state triple jump and fourth in long jump.
- His father, Gary Downs, played seven seasons in the NFL after being selected by the New York Giants in the third round (95th overall) of the 1994 NFL Draft. He spent time with the Giants (1994, 1996), Denver Broncos (1995) and Atlanta Falcons (1997-2000).
- His uncle, Dre' Bly, was selected by the St. Louis Rams in the second round (41st overall) of the 1999 NFL Draft. He played 11 seasons with the Rams (1999-02), Detroit Lions (2003-06), Denver Broncos (2007-08) and San Francisco 49ers (2009). Was a two-time Pro Bowl selection (2003, 2004).
- His older sister Kameron played collegiate soccer at Kennesaw State from 2017-21 and his younger brother Caleb was a five-star safety recruit in the class of 2023 and signed with Alabama.
- A native of Suwanee, Ga.



73 BLAKE FREELAND

TACKLE



BLAKE FREELAND: SELECTED BY THE COLTS IN THE FOURTH ROUND (106TH OVERALL) OF THE 2023 NFL DRAFT.

6-7 • 302 LBS
NFL EXP: ROOKIE
BORN: 5/3/01



COLLEGE:
BYU



4TH-AND-SHORT

- Played in 44 career games (41 starts) at BYU (2019-22) with starts at left tackle (26) and right tackle (15).
- Named Third Team Associated Press All-American in 2022.
- Six-time all-state honoree in track and field, while being the state champion in the shot put and javelin.
- Has three family members who played at BYU, including his dad, James (football); mom, Debbie (basketball); and sister, Sierra (track and field).

DOWN THE STRETCH

What is on your bucket list: Stay in a bungalow on a tropical island.

What is your favorite vacation spot: Lake Powell

Do you have any pets: A Black Lab named Stormy

What is the best advice you've been given: Control what you can control.

Who is your mentor: My dad

Who is your favorite artist: J. Cole

What is your favorite childhood food: Chicken alfredo

Who was your favorite athlete growing up: Kobe Bryant

What are your pet peeves: Slow drivers

Do you have any hidden talents: I can juggle.

What is one thing you can't live without: Candles

What are your hobbies off the field: Pickle ball, bowling and boating

@freelandblake

@freeland.71

73 BLAKE FREELAND

TACKLE




BYU FAMILY

For the Freelands, playing a sport at BYU is a family affair. James and Debbie, who met at BYU, were both student athletes during their time in Provo. James, his father, played linebacker from 1994-95, while his mother, Debbie, was an honorable mention All-American BYU women's basketball player, where she played from 1991-95. She is the eighth-highest scorer in BYU women's basketball history. His sister, Sierra, threw for the track and field team from 2017-22.

INITIALLY A QUARTERBACK

While Freeland was selected as a tackle in the No. 106 pick in the 2023 NFL Draft, he began his prep career as a quarterback. When he sprung to 6-8 as a senior in high school, Freeland and his coaches agreed he could use his height elsewhere and transitioned to tight end and defensive line. When he got to BYU, he made the transition to offensive line.



PERSONAL

- Attended Herriman High School and played under Dustin Pearce. Named a three-time team captain.
- Was a Principal's Honor Roll student.
- Earned the UHSAA Spirit of Sport Award.
- Helped Herriman win the 2015 state championship.
- Named a two-time all-region selection.
- Six-time all-state honoree in track and field, while being the state champion in the shot put and javelin. Holds the 6A javelin state record.
- Was a two-time basketball team captain and was named a 2018 all-state selection.
- His father, James, played linebacker for BYU (1994-95).
- Mother, Debbie Dimond, was an honorable mention All-American BYU women's basketball player, where she played from 1991-95. She is the eighth-highest scorer in BYU women's basketball history.
- His sister, Sierra, was a thrower with BYU women's track and field (2017-22).
- Majored in communications at BYU.
- A native of Herriman, Utah.

COLLEGE HIGHLIGHTS

- Played in 44 career games (41 starts) at BYU (2019-22) with starts at left tackle (26) and right tackle (15). Garnered numerous honors, including Third Team Associated Press All-American (2022), Phil Steele All-Independent First Team (2021, 2022), College Football Network Independent Offensive Lineman of the Year & All-Independent First Team (2022) and Pro Football Network All-Independent First Team Offense (2021).
- In 2022, he was one of only three BYU players to play in and start all 13 games.
- At left tackle, he was one of six players to start all 13 games in 2021. The offense allowed just 15 sacks on the season.
- In 2020, he started eight games and helped the BYU offense rank No. 8 in the nation for the fewest sacks allowed (12 sacks in 12 games) and only allowed two pressures on 293 pass-blocking regular season snaps. The offense also ranked No. 4 in scoring (43.5) and No. 7 in total offense (522.2).
- As a true freshman in 2019, he started the final seven games of the season at right tackle. The offensive line unit was ranked No. 12 by Pro Football Focus.

95 ADETOMIWA ADEBAWORE

DEFENSIVE TACKLE

(add-E-TOMMY-wah add-E-BARR-reh)



ADETOMIWA ADEBAWORE:
SELECTED BY THE COLTS IN THE FOURTH
ROUND (110TH OVERALL) OF THE 2023 NFL
DRAFT.



6-2 • 282 LBS
NFL EXP: ROOKIE
BORN: 3/4/01


N COLLEGE:
NORTHWESTERN

4TH-AND-SHORT

- Played in 41 career games (33 starts) at Northwestern (2019-22) and compiled 97 tackles (68 solo), 24.5 tackles for loss, 12.5 sacks, six passes defended and four forced fumbles.
- Earned Honorable Mention All-Big Ten recognition in each of his last two seasons (2021-22).
- Participated in the 2023 Senior Bowl and was voted the National Team's defensive line practice player of the week.
- His younger brother (Adepoju) was a five-star recruit in the 2023 class (No. 11 overall player in the country) and committed to Oklahoma.

ROYALTY

Adebowore is a first-generation American, born in Kansas City, Mo. His Nigerian-born parents both immigrated to the United States in the mid-1990s. His father, is a prince descending from the Yoruna tribe and because his father is a prince, technically, Adetomiwa is also one himself. His grandfather is the king. They came to the United States in search of opportunity.

 @tomwabawore

 @tomwabawore



COLLEGE HIGHLIGHTS

- Played in 41 career games (33 starts) at Northwestern (2019-22) and compiled 97 tackles (68 solo), 24.5 tackles for loss, 12.5 sacks, six passes defended and four forced fumbles. He earned Honorable Mention All-Big Ten recognition in each of his last two seasons. Participated in the 2023 Senior Bowl and was voted the National Team's defensive line practice player of the week.
- In 2022, started all 12 games and registered 38 tackles (27 solo), 9.0 tackles for loss, 5.0 sacks, one pass defended and two forced fumbles. Led the team in sacks and forced fumbles. Registered a single-game career-high 2.0 sacks vs. Maryland. Also added three solo tackles, 2.0 tackles for loss and one forced fumble. Tied his single-game career high with seven tackles (five solo) against Duke. Also registered 1.0 tackle for loss and a sack-forced fumble.
- Started all 12 games in 2021 and finished with 36 tackles (25 solo), 8.5 tackles for loss, 4.5 sacks, three passes defended and two forced fumbles. Led the team in tackles for loss, sacks and forced fumbles. Against Rutgers, he registered his first-career forced fumble and 4.0 tackles for loss, the highest single-game total by a NU player since 2018. Also added seven solo tackles and 1.0 sack. Recorded three solo tackles, 1.0 tackle for loss and 1.0 sack in a win over Ohio. Tallied three tackles (two solo), 1.5 tackles for loss, 1.5 sacks and one forced fumble in a win over Indiana State.
- In 2020, started all nine games and tallied 17 tackles (11 solo), 6.0 tackles for loss, 2.0 sacks and two passes defended. Had one solo tackle, 1.0 tackle for loss and one pass defended in the Big Ten Championship Game against Ohio State. Registered three tackles (two solo) against Purdue. Against Nebraska, compiled four tackles (three solo), 1.5 tackles for loss and 1.0 sack.
- As a true freshman in 2019, appeared in eight games and recorded six tackles (five solo), 1.0 tackle for loss and 1.0 sack. In his first start against Indiana, registered two solo tackles, 1.0 tackle for loss and 1.0 sack.

PERSONAL

- Four-year letterman at Kansas City North High School.
- Three-star prospect who was the 23rd-ranked player in Kansas by *247Sports*.
- Earned Kansas Class 5 first team all-state honors as a senior.
- Garnered numerous honors, including first team all-district, first team all-conference and academic all-state.
- Nominee for the Buch Buchanan Memorial Award, presented annually to the most outstanding lineman or linebacker in the big class (Missouri classes 5-6 and Kansas classes 5A-6A) category.
- As a senior, registered 74 tackles, 23.5 tackles for loss and 11.0 sacks.
- Also participated in track and won the 5A state championship in the shot put as a senior with a state-record throw (62 feet, 7 ¾ inches), beating the previous record by 18 inches. Finished second at the 2019 state championships in the discus (186 feet, 4 inches).
- His younger brother (Adepoju) was a five-star recruit in the 2023 class (No. 11 overall player in the country) and committed to Oklahoma.
- Graduated with a degree in psychology in March 2023.
- His name is pronounced add-E-TOMMY-wah add-E-BARR-reh.
- A native of Kansas City, Mo.



30 DARIUS RUSH

CORNERBACK



DARIUS RUSH: SELECTED BY THE COLTS IN THE FIFTH ROUND (138TH OVERALL) OF THE 2023 NFL DRAFT.

6-2 • 198^{LBS}
NFL EXP: ROOKIE
BORN: 2/22/00



COLLEGE:
SOUTH CAROLINA

4TH-AND-SHORT

- Appeared in 43 games (21 starts) at South Carolina (2018-22) and totaled 74 tackles (60 solo), 4.0 tackles for loss, 1.0 sack, 18 passes defended, three interceptions and one forced fumble.
- Participated in 2023 Senior Bowl and was named the American Team's practice player of the week at cornerback.
- Three-time Academic All-SEC honoree (2018-19, 2021).
- Lettered in five sports in high school, including football, baseball, basketball, golf and track.

COLLEGE HIGHLIGHTS

- Appeared in 43 games (21 starts) at South Carolina (2018-22) and totaled 74 tackles (60 solo), 4.0 tackles for loss, 1.0 sack, 18 passes defended, three interceptions and one forced fumble. Participated in 2023 Senior Bowl and was named the American Team's practice player of the week at cornerback. Three-time Academic All-SEC honoree (2018-19, 2021).
- In 2022, he appeared in 10 games (nine starts) and had a single-season career-high 38 tackles (28 solo), 2.0 tackles for loss, nine passes defended, two interceptions and one forced fumble. Tallied seven tackles (six solo), 1.0 tackle for loss, one pass defended and one interception in a win at Vanderbilt. In a win vs. Texas A&M, he registered eight tackles (six solo), two passes defended, one interception and one forced fumble.
- As a redshirt junior in 2021, he saw action in all 13 games (12 starts) and recorded 25 tackles (23 solo), 2.0 tackles for loss, 1.0 sack, nine passes defended and one interception. Earned Academic All-SEC honors. Recorded two consecutive games with two passes defended (vs. Auburn and vs. Clemson). In a win vs. Florida, he accumulated two solo tackles, 1.0 tackle for loss and his first-career sack.
- In 2020, he competed in eight games and recorded eight tackles (seven solo). In a win at Vanderbilt, he compiled a single-game season-high four tackles (three solo).



@dariusrush



@dariusrush

30 DARIUS RUSH

CORNERBACK



COLLEGE HIGHLIGHTS CONT...

- As a redshirt freshman in 2019, he transitioned from wide receiver to defensive back and saw action in 12 games and tallied three tackles. Named to the SEC Fall Academic Honor Roll.
- Redshirted the 2018 season. Earned SEC First-Year Academic All-SEC honors.

PERSONAL

- Attended C.E. Murray High School in Greeleyville, S.C. and was coached by Chad Wilkes.
- Played on both sides of the ball during his high school career while also handling punting and kicking duties.
- As a senior, he recorded 47 receptions for 863 yards and 17 touchdowns as well as 125 rushing yards and one touchdown. Also added one kickoff return for a touchdown.
- Tallied 14 receptions for 228 yards and three touchdowns as well as 612 rushing yards and 12 touchdowns during his junior season. On defense, he contributed 36 tackles and two interceptions.
- As a sophomore, he helped lead his school to its first state championship game after he accumulated 803 total yards and added 37 tackles and 12 passes defended.
- He lettered in five sports in high school, including football, baseball, basketball, golf and track.
- Won the 2016 South Carolina Class A state championship in the high jump and triple jump.
- His mother, Sonja, worked at C.E. Murray and was named the 2016 USA Football Team Mom of the Year for her work with students.
- Majored in sport and entertainment management.
- A native of Kingstree, S.C.

31 DANIEL SCOTT

SAFETY



DANIEL SCOTT: SELECTED BY THE COLTS IN THE FIFTH ROUND (158TH OVERALL) OF THE 2023 NFL DRAFT.

6-1 • 208 LBS
NFL EXP: ROOKIE
BORN: 10/26/98

Cal COLLEGE:
CALIFORNIA

4TH-AND-SHORT

- Competed in 49 games (28 starts) at California (2017-22) and totaled 207 tackles (137 solo), 7.0 tackles for loss, 1.0 sack, 14 passes defended, seven interceptions (one returned for a touchdown), three forced fumbles and one fumble recovery.
- Led the team in interceptions in back-to-back seasons (2021-22).

COLLEGE HIGHLIGHTS

- Competed in 49 games (28 starts) at California (2017-22) and totaled 207 tackles (137 solo), 7.0 tackles for loss, 1.0 sack, 14 passes defended, seven interceptions (one returned for a touchdown), three forced fumbles and one fumble recovery. Led the team in interceptions in back-to-back seasons (2021-22).
- As a team captain in 2022, he started all 12 games he saw action in and tallied a single-season career-high 85 tackles (57 solo), 2.5 tackles for loss, seven passes defended, a team-high three interceptions and two forced fumbles. Earned Honorable Mention All-Pac-12 accolades. Garnered Third Team All-Pac-12 accolades from Phil Steele and Pro Football Focus. Led the team in interceptions.
- In 2021, he started all 12 games he appeared in and recorded 82 tackles (60 solo), 4.5 tackles for loss, 1.0 sack, five passes defended, a team-high three interceptions and one forced fumble. Earned First Team All-Pac-12 accolades from Pro Football Focus. Led the team in interceptions and tackles per game (6.8).
- Appeared in four games (three starts) in 2020 and accumulated 20 tackles (10 solo) and one pass defended. In the season-opener at UCLA, he registered 11 tackles (six solo) and one pass defended.
- In 2019, he played in 11 games (one start) and tallied 16 tackles (seven solo), one pass defended and one interception. Selected as the J. Scott Duncan Award, which is given to Cal's most valuable special teams player. Earned Cal's Special Team Player of the Week honor against Stanford.
- As a redshirt freshman, he appeared in 10 games



@theDScott7

@d.scott32

31

DANIEL SCOTT

SAFETY



COLLEGE HIGHLIGHTS CONT...

and compiled four tackles (three solo) and one fumble recovery.

- Redshirted the 2017 season.

PERSONAL

- Attended St. Francis High School in La Canada Flintridge, Calif.
- He was a three-year letterman on both sides of the ball.
- Finished his career with 73 receptions for 1,255 yards and 14 touchdowns on offense while also adding 119 tackles, 6.0 tackles for loss, 12 passes defended, seven interceptions and one fumble recovery. Also contributed 14 punt returns for 142 yards and one touchdown.
- As a team captain senior, he was named the *Pasadena Star-News* Area and Angelus League Defensive Player of the Year as well as a first team all-conference selection.
- In 2016, he tallied 70 tackles, 4.0 tackles for loss, five interceptions as well as 41 receptions for 688 yards and 10 touchdown receptions.
- Also played basketball and baseball.
- Majored in sociology and earned a graduate certificate in business administration.
- A native of Pasadena, Calif.



@theDScott7



@d.scott32

86 WILL MALLORY

TIGHT END



WILL MALLORY: SELECTED BY THE COLTS IN THE FIFTH ROUND (162ND OVERALL) OF THE 2023 NFL DRAFT.

6-4 • 239 LBS
NFL EXP: ROOKIE
BORN: 6/22/99

 **COLLEGE:**
MIAMI (FL)


4TH-AND-SHORT


- Played in 58 games (40 starts) at Miami (2018-22) and totaled 115 receptions for 1,544 yards and 14 touchdowns.
- Named a 2022 Second Team All-ACC selection.
- His grandpa, Bill, served as the head football coach at Miami of Ohio (1969-73), Colorado (1974-78), Northern Illinois (1980-83) and Indiana (1984-96).
- His father, Mike, played linebacker at Michigan and worked as an assistant coach at both the college and NFL level.

A COACH'S SON

Will's father, Mike, played collegiately and followed that up with a 37-year coaching career (1986-present). From 1986-2007, he coached collegiately with a focus on linebackers. From 2008 to now, he has served as an assistant special teams coach for the New Orleans Saints (2008-12), special teams coordinator (2013-16) and assistant special teams coach (2017-20) for the Jacksonville Jaguars and has been on the Denver Bronco's staff as an assistant special teams coach since the 2022 season.



 @willmallory_25

 @will_mallory_85



COLLEGE HIGHLIGHTS

- Played in 58 games (40 starts) at Miami (2018-22) and totaled 115 receptions for 1,544 yards and 14 touchdowns.
- In 2022, he was a team captain and named a Second Team All-ACC selection after he started all 12 games he appeared in and tallied 43 receptions for a team-high 538 yards and three touchdowns. Named a Second Team All-ACC selection. Selected as a team captain. Led the team in receiving. In his last collegiate game against Pittsburgh, he hauled in a single-game season-high nine receptions for 103 yards and one touchdown. Against North Carolina, he tallied eight receptions for 115 yards.
- Started 12 games in 2021 and recorded 30 receptions for 347 yards and four touchdowns. Ranked third on the team in receiving touchdowns. Against Florida State, he registered single-game season highs in receptions (five) and receiving yards (72) and also added one touchdown. In a win at Pittsburgh, he accumulated three receptions for 66 yards and one touchdown.
- In 2020, he saw action in 11 games (seven starts) and registered 22 receptions for 329 yards and four touchdowns. In a win versus Pittsburgh, he recorded two receptions for 51 yards and two touchdowns.
- Saw action in 13 games (eight starts) in 2019 and compiled 16 receptions for 293 yards and two touchdowns.
- As a true freshman in 2018, he appeared in 10 games (one start) and tallied five receptions for 37 yards and one touchdown.

PERSONAL

- Attended Providence High School in Jacksonville, Fla.
- Named a four-star prospect by ESPN, *247Sports* and *Rivals*.
- Selected to the 2017 *Florida Times-Union* Super 11 High School Football Team.
- In 2017, he participated in The Opening.
- As a junior, he earned all-conference honors after he tallied 46 receptions for 900 yards and 12 touchdowns.
- Also lettered in basketball and track and finished fourth in the 2018 state championships in the 100 meters and 110-meter hurdles.
- His grandpa, Bill, served as the head football coach at Miami of Ohio (1969-73), Colorado (1974-78), Northern Illinois (1980-83) and Indiana (1984-96).
- His father, Mike, played linebacker at Michigan and worked as an assistant coach at both the college and NFL level. He's worked with the New Orleans Saints (2008-2012), Jacksonville Jaguars (2013-20) and Denver Broncos (2022).
- His uncle, Doug, is the head coach at Indiana State.
- A native of Jacksonville, Fla.



26 EVAN HULL

RUNNING BACK



EVAN HULL: SELECTED BY THE COLTS IN THE FIFTH ROUND (176TH OVERALL) OF THE 2023 NFL DRAFT.

5-11 • 209 LBS
NFL EXP: ROOKIE
BORN: 10/26/00

N COLLEGE:
NORTHWESTERN

4TH-AND-SHORT

- Played in 37 career games (23 starts) at Northwestern (2019-22) and compiled 488 carries for 2,417 yards (5.0 avg.) and 18 touchdowns. Also registered 94 receptions for 851 yards and four touchdowns.
- Garnered Honorable Mention All-Big Ten recognition in each of his last two seasons (2021-22).
- Led FBS running backs in receptions and was second amongst all Big Ten receivers with 483 yards after the catch in 2022.

COLLEGE HIGHLIGHTS

- Played in 37 career games (23 starts) at Northwestern (2019-22) and compiled 488 carries for 2,417 yards (5.0 avg.) and 18 touchdowns. Also registered 94 receptions for 851 yards and four touchdowns. Garnered Honorable Mention All-Big Ten recognition in each of his last two seasons.
- In 2022, he earned Honorable Mention All-Big Ten recognition after he started all 12 games and finished with 221 carries for 913 yards and five touchdowns. Also tallied 55 receptions for 546 yards and two touchdowns. Led FBS running backs in receptions and was second amongst all Big Ten receivers with 483 yards after the catch. Became only the 16th player since 2000 to average over 75 rushing yards and 45 receiving yards a game over an entire season. Had five 100-yard rushing games. Against Purdue, he finished with 22 carries for 105 yards and one touchdown. Compiled 30 carries for 122 yards and one touchdown vs. No. 2 Ohio State. Added one reception for four yards. Had 14 receptions for 213 yards and one touchdown against Duke. Also compiled 17 carries for 65 yards and one touchdown.
- Appeared in 12 games (11 starts) in 2021 and registered 196 carries for 1,009 yards and seven touchdowns. In the passing game, he contributed 33 receptions for 264 yards and two touchdowns. Earned Honorable Mention All-Big Ten recognition. Ranked sixth in the Big Ten in rushing yards and eighth in rushing touchdowns. Led the team in all-purpose yards (1,276) and averaged



@hull7hull

@incredible.hull



COLLEGE HIGHLIGHTS CONT...

- over 100 all-purpose yards per game. Finished with four 100-yard rushing games, including 216 rushing yards and two touchdowns against Ohio. Against Indiana State, he tallied 22 carries for 126 yards and two touchdowns.
- In 2020, he saw action in nine games and tallied 25 carries for 209 yards and two touchdowns. Added six receptions for 41 yards. Compiled 13 carries for 149 yards and one touchdown vs. Illinois.
 - As a true freshman in 2019, he played in four games and compiled 46 carries for 286 yards and four touchdowns. Earned a redshirt. Against Massachusetts, finished with 24 carries for 220 yards and four touchdowns.

PERSONAL

- Attended Maple Grove High School, where he was a three-star prospect and the No. 6 player in the state of Minnesota according to *247Sports*.
- Set Maple Grove career rushing record with 4,140 total yards.
- Selected as a team captain as a senior and registered 1,915 rushing yards and 19 touchdowns.
- Named to the *Star Tribune* All-Metro Team, an all-conference selection and an Associated Press all-state honoree as a senior.
- As a junior, ran for 2,177 yards and 19 touchdowns.
- In 2017, he scored 10 touchdowns and averaged 226 yards in Maple Grove's four state-tournament games.
- Two-time Minnesota Associated Press first team all-state selection.
- Participated in the Minnesota Vikings All-Star Game.
- Also was a four-time letterwinner in wrestling.
- A native of Maple Grove, Minn.

91 TITUS LEO

DEFENSIVE END



TITUS LEO: SELECTED BY THE COLTS
IN THE SIXTH ROUND (211TH OVERALL) OF
THE 2023 NFL DRAFT.

6-3 • 245 LBS
NFL EXP: ROOKIE
BORN: 8/26/99



COLLEGE:
WAGNER

4TH-AND-SHORT

- Saw action in 38 games (33 starts) at Wagner (2018-22) and totaled 234 tackles (140 solo), 40.0 tackles for loss, 13.0 sacks, four passes defended, one interception, six forced fumbles, two fumble recoveries and three blocked extra points.
- Two-time NEC Defensive Player of the Year (2020-21).
- Three-time First Team All-NEC selection (2020-22).
- Led team in tackles, tackles for loss and sacks in each of his last three years (2020-22).
- Wagner was his only Division I offer.

DOWN THE STRETCH

Do you have any pets: A dog named Mario.

What is the best advice you've been given: Be where your feet are.

Who is your favorite artist: Juice Wrld & Lil Baby

What is your favorite childhood food: Baked mac & cheese

Who was your favorite athlete growing up: Kobe Bryant

What is one thing you can't live without: Music

What are your hobbies off the field: Flight simulator



@LeoTitus10

@titus_royal



COLLEGE HIGHLIGHTS

- Saw action in 38 games (33 starts) at Wagner (2018-22) and totaled 234 tackles (140 solo), 40.0 tackles for loss, 13.0 sacks, four passes defended, one interception, six forced fumbles, two fumble recoveries and three blocked extra points. Was a two-time NEC Defensive Player of the Year (2020-21) and a three-time First Team All-NEC selection (2020-22). Led team in tackles, tackles for loss and sacks in each of his last three years (2020-22).
- In 2022, he garnered First Team All-NEC honors after he started all 11 games and compiled 65 tackles (39 solo), 14.0 tackles for loss, 3.0 sacks, one pass defended, two forced fumbles, one fumble recovery and two blocked extra points. Named a team captain. Led team in tackles, tackles for loss and sacks.
- Started all 11 games in 2021 and registered 71 tackles (48 solo), single-season career highs in tackles for loss (18.5) and sacks (7.0) as well as one pass defended and one blocked extra point. Named NEC Defensive Player of the Year for the second consecutive season. Earned FCS First Team All-America accolades. Garnered First Team All-NEC honors. Named a finalist for the STATS FCS Buck Buchanan Award, which is given annually to the nation's top defensive player. Led team in tackles, tackles for loss and sacks.
- The 2020 season was pushed to the spring of 2021 and he started all two games and recorded 15 tackles (11 solo), 4.0 tackles for loss, 2.0 sacks and two forced fumbles. Selected as the NEC Defensive Player of the Year. Garnered First Team All-NEC honors and led the team in tackles, tackles for loss and sacks.
- As a sophomore in 2019, he appeared in 11 games (nine starts) and accumulated 68 tackles (35 solo), 2.5 tackles for loss, one pass defended, one forced fumble and one fumble recovery. Recorded at least five tackles in 10 out of the 11 games he saw action in.
- In 2018, he saw action in three games and tallied 15 tackles (seven solo), 1.0 tackle for loss, 1.0 sack, one pass defended, one interception (returned for a touchdown) and one forced fumble. In a win over Saint Francis, he earned NEC Rookie of the Week honors.

PERSONAL

- Attended Sheepshead Bay High School and played linebacker, safety and wide receiver.
- He is just the fourth player from Wagner to be selected in the NFL Draft.
- Wagner was his only Division I offer.
- A native of Sheepshead Bay, N.Y.



40 JAYLON JONES

CORNERBACK



JAYLON JONES: SELECTED BY THE COLTS IN THE SEVENTH ROUND (221ST OVERALL) OF THE 2023 NFL DRAFT.

6-2 • 203 LBS
NFL EXP: ROOKIE
BORN: 4/3/02

ATM COLLEGE:
TEXAS A&M

4TH-AND-SHORT

- Started all 32 games he saw action in at Texas A&M (2020-22) and totaled 98 tackles (72 solo), 2.0 tackles for loss, 17 passes defended, three interceptions and one fumble recovery.
- Two-time Aggie Team Defense Attitude Award winner (2021-22).
- His father, Virgil, served in the Navy and his mother, Alisha, is a Navy veteran as well.

MILITARY FAMILY

Jones comes from a military family and credits his parents' military background for being disciplined in every aspect of his life. His father, Virgil, is a retired Navy chief petty officer first class and his mother Alisha is a Navy veteran and a business analyst with the U.S. Army Installation Command at Fort Sam Houston in San Antonio. The military lifestyle allowed Jones to spend parts of his childhood in Miami and Japan before settling in Texas. In May of 2022, Jones hosted a football camp for kids aged seven through fourteen at Fort Hood to give back to military kids.



40 JAYLON JONES

CORNERBACK



COLLEGE HIGHLIGHTS

- Started all 32 games he saw action in at Texas A&M (2020-22) and totaled 98 tackles (72 solo), 2.0 tackles for loss, 17 passes defended, three interceptions and one fumble recovery. Two-time Aggie Team Defense Attitude Award winner (2021-22).
- In 2022, he started all 10 games he appeared in and tallied 33 tackles (27 solo), two passes defended and one fumble recovery. Named the team's Aggie Team Defense Attitude Award winner. Against Alabama, he compiled three solo tackles and one fumble recovery. In the season opener against Miami (FL), he registered a season-high nine tackles (eight solo) and one pass defended.
- As a sophomore, he started all 12 games and recorded 35 tackles (23 solo), 1.0 tackle for loss, eight passes defended and a team-high two interceptions. Selected as the team's Aggie Team Defense Attitude Award winner. Registered two passes defended and an interception in a win against No. 12 Auburn. In a win against No. 1 Alabama, he tallied five tackles (two solo).
- In 2020, he started all 10 games he saw action in and accumulated 30 tackles (22 solo), 1.0 tackle for loss, seven passes defended and one interception. Led the team in passes defended. In his first start, he finished with six tackles in a win against Vanderbilt. In a win against South Carolina, he tallied two passes defended.

PERSONAL

- Attended Steele High School and was coached by David Saenz.
- Named an Under Armour All-America choice.
- Rated the No. 2 recruit in Texas and was the No. 1 safety in the nation in the 2020 class.
- As a senior, he played both ways and was a second team all-state honoree after he finished with 34 tackles, four interceptions and two forced fumbles while also adding 30 receptions for 549 yards and five touchdowns.
- Earned first team all-district honors as a junior after he tallied 36 tackles, seven passes defended and one forced fumble.
- Also lettered in track and was part of a 4x200 relay team that made it to the state championships in 2019.
- His father, Virgil, served in the Navy and his mother, Alisha, is a Navy veteran as well.
- A native of Cibolo, Texas.

76 JAKE WITT

TACKLE



JAKE WITT: SELECTED BY THE COLTS IN THE SEVENTH ROUND (236TH OVERALL) OF THE 2023 NFL DRAFT.

6-7 • 302 LBS
NFL EXP: ROOKIE
BORN: 2/7/00



COLLEGE:
NORTHERN MICHIGAN

4TH-AND-SHORT

- Started all 22 career games over his two seasons (2021-22) at Northern Michigan. Joined the football team in spring 2020, but the season was cancelled due to the COVID-19 pandemic.
- Previously played one season (2018) of basketball at Michigan Tech.
- Registered starts at left tackle (11), tight end (nine) and right tackle (two).
- Garnered Second Team All-GLIAC honors in 2022.
- Invited to the 2023 College Gridiron Showcase.

DOWN THE STRETCH

What is on your bucket list: Visit all 50 states.

What is your favorite vacation spot: Florida

Do you have any pets: Two dogs and one rabbit

What is the best advice you've been given: The best skill you can have is to be a GREAT listener.

Who is your mentor: My dad.

Who is your favorite artist: Greta Van Fleet.

What is your favorite childhood food: Cheeseburger

Who was your favorite athlete growing up: Kobe Bryant

What are your pet peeves: Bad drivers

Do you have any hidden talents: I play the drum set and I build computers.

What is one thing you can't live without: Family and friends

What are your hobbies off the field: Hiking, boating, camping, kayaking and gaming.



@jake_witt33

@jakewwitt

76 JAKE WITT

TACKLE



COLLEGE HIGHLIGHTS

- Started all 22 career games over his two seasons (2021-22) at Northern Michigan. Joined the football team in spring 2020, but the season was cancelled due to the COVID-19 pandemic. Previously played one season (2018) of basketball at Michigan Tech. Registered starts at left tackle (11), tight end (nine) and right tackle (two).
- In 2022, he started 11 games at left tackle. Earned Second Team All-GLIAC honors.
- Combined for 11 starts at tight end (nine) and right tackle (two) in 2021.
- In 2020, joined the Northern Michigan football team in the spring, but the season was cancelled due to the COVID-19 pandemic.
- Didn't participate in sports at Northern Michigan in 2019.
- In 2018, he played basketball at Michigan Tech and averaged 6.4 points per game as a freshman.

PERSONAL

- Attended Ewen Trout Creek High School and graduated as the class valedictorian.
- Was a four-year starter on the school's basketball team and was named Upper Peninsula Mr. Basketball as a senior after averaging 27 points and 18 rebounds per game. He finished his basketball career with over 1,000 points and 1,000 rebounds.
- Joined the football team his junior year, which was the first time he had ever played organized football. Was a wide receiver at Ewen Trout Creek, who played in an eight-man football league.
- Also lettered in track (sprints, relays and throws) and set personal bests in the 100 meters (12.88), 200 meters (25.47), shot put (45'11"), discus (162'0") and long jump (15'7.25").
- Graduated with his degree in applied exercise science and health and also received his certification as a personal trainer.

2023 COLLEGE FREE AGENTS



6-3 • 226 LBS
COLLEGE: HOLY CROSS
NFL EXP: ROOKIE
BORN: 4/30/00

CAREER TRANSACTIONS

- Signed by the Colts as an undrafted free agent on May 5, 2023.

COLLEGE HIGHLIGHTS

- Played in 53 games (30 starts) at Holy Cross (2018-22) and compiled 231 tackles (148 solo), 37.5 tackles for loss, 14.5 sacks, 11 passes defended, six interceptions (one returned for a touchdown), two forced fumbles and two fumble recoveries.
- Invited to the 2022 Hula Bowl.
- Named First Team All-Patriot League two times (2021, 2022).
- Earned Academic All-Patriot League accolades two times (2021, 2022).
- Named to the All-ECAC Team in 2021.
- Garnered First Team All-Patriot League honors from Phil Steele in 2021.
- Named to the Patriot League Academic Honor Roll four consecutive years (2019-22).
- As a team captain in 2022, started all 13 games and compiled 86 tackles (58 solo), 14.5 tackles for loss, 3.0 sacks, three passes defended, one interception, one forced fumble and two fumble recoveries.
- Started all 13 games in 2021 and registered 80 tackles (41 solo), 15.0 tackles for loss, 7.5 sacks, six passes defended, three interceptions (one returned for a touchdown) and one forced fumble.

- In 2020, appeared in three games and totaled 15 tackles (11 solo), 2.0 tackles for loss, 1.0 sack, one pass defended and one interception. The shortened season was played during Spring 2021 due to the COVID-19 pandemic.
- Saw action in 13 games in 2019 and totaled 47 tackles (35 solo), 6.0 tackles for loss, 3.0 sacks, one pass defended and one interception.
- In 2018, played in 11 games and tallied three solo tackles.

PERSONAL

- Attended Mount Olive High School and played for Head Coach Brian O'Connor.
- Served as team captain during his junior and senior seasons.
- Selected as the 2017 North Jersey Freedom Division Player of the Year.
- Garnered numerous honors, including Second Team All-State, First Team All-Conference and Second Team All-Metro.
- Finished his high school career with 97 tackles and eight interceptions. Offensively, completed 272-of-461 passes for 3,220 yards and 27 touchdowns. Added 239 carries for 1,686 yards and 25 touchdowns.
- Also lettered in baseball and basketball. Earned First Team All-Conference honors in baseball.
- Member of the National Honor Society.



5-10 • 182 LBS
COLLEGE: ILLINOIS
NFL EXP: ROOKIE
BORN: 9/11/98

CAREER TRANSACTIONS

- Signed by the Colts as an undrafted free agent on May 8, 2023.

COLLEGE HIGHLIGHTS

- Played in four games, primarily on special teams, in one season (2022) at Illinois. He registered two punt returns for 16 yards (8.0 avg.)
- Prior to Illinois, he played in 32 games at South Dakota (2017-21) and compiled 82 receptions for 1,157 yards and nine touchdowns. Also recorded 16 kickoff returns for 282 yards (17.6 avg.), 18 punt returns for 161 yards (8.9 avg.) and two carries for 12 yards.
- In 2021, he appeared in 10 games and caught 12 passes for 168 yards and one touchdown. Also added one kickoff return for 23 yards (23.0 avg.). Was an MVFC honor roll member.
- The 2020 season was reduced to four games in the spring due to the COVID-19 pandemic, but he did not see game action. Earned various academic awards, including MVFC President's Council Academic Award honoree, MVFC Commissioner's Academic Excellence Award and was an MVFC Honor Roll member.
- Played in six games in 2019 and finished with 28 receptions for 396 yards and three touchdowns. Tied a USD single-game record with 11 receptions and had a career-high 144 yards and two touchdowns in the season opener against No. 25 Montana.
- Appeared in four games in 2018 and totaled 17 receptions for 163 yards, two kickoff returns for 29

yards (14.5 avg.) and three punt returns for 25 yards (8.3 avg.). Was an MVFC honor roll member.

- In 2017, he played in 12 games and tallied 25 receptions for 430 yards and five touchdowns. Also added 13 kickoff returns for 230 yards (17.7 avg.), 15 punt returns for 136 yards (9.1 avg.) and two carries for 12 yards. His five receiving touchdowns were a USD freshman record. Was one of seven true freshmen who competed for the Coyotes.

PERSONAL

- Attended South Central Calhoun High School in Lake City, Iowa.
- Was a two-time all-state honoree and 2016 ELITE 24 all-state defensive back.
- Two-time District 7 Offensive MVP.
- Invited to the Iowa Shrine Bowl.
- Named a team captain as a senior.
- Holds school records for points (354), all-purpose yards (5,060), receiving yards (2,205) and receiving touchdowns (32). Finished with 120 career receptions and averaged 18.4 yards per catch. On the ground, compiled 142 carries for 1,432 yards and 18 touchdowns. Defensively, he totaled 147 tackles and a school-record 13 interceptions.
- Earned academic all-state honors and was a member of the National Honor Society.
- Was also a three-time all-conference basketball player and a track and field standout. He finished with school records in the 100 and in three relays.
- Participated in the Colts 2023 rookie mini-camp on a try-out basis and was signed afterwards.



34 TORIANO CLINTON

RUNNING BACK



5-8 • 191 LBS
COLLEGE: UNIVERSITY OF INDIANAPOLIS
NFL EXP: ROOKIE
BORN: 3/30/00

CAREER TRANSACTIONS

- Signed by the Colts as an undrafted free agent on August 1, 2023.

COLLEGE HIGHLIGHTS

- Played in 43 games at the University of Indianapolis (2018-22) and compiled 593 carries for 4,538 yards (7.7 avg.) and 48 touchdowns. He also totaled 39 receptions for 322 yards and four touchdowns in addition to 32 kickoff returns for 990 yards (30.9 avg.) and three touchdowns.
- In 2022, he finished as the program's all-time leader in rushing yards, total touchdowns, rushing touchdowns, rushing average, kickoff return average, 100-yard rushing games (19) and 200-yard rushing games (seven).
- Earned numerous accolades, including First Team All-GLVC recognition (2021 and 2022) and Second Team All-GLVC honors (2018 and 2019) as a running back. Garnered Honorable Mention All-GLVC recognition (2019) as a kick returner. mention choice.
- Named a Harlon Hill Award nominee (the DII national player of the year) in 2021 and 2022.
- Was GLVC Offensive Player of the Week (six times) and GLVC Special Teams Player of the Week (two times).
- Named 2018 GLVC Freshman of the Year.
- Three-time Academic All-GLVC choice.
- Broke the Division II record for rushing yards in a quarter (197) against Southwest Baptist in the first quarter of their Week 5 game during the 2021 season.
- In 2022, he appeared in eight games and registered 147 carries for 1,001 yards (6.8 avg.) and 11 touchdowns. He also tallied 14 receptions for 166 yards and two touchdowns.

- Saw action in nine games in 2021 and finished with 206 carries for 1,525 yards (7.4 avg.) and 17 touchdowns. He also caught eight passes for 42 yards and recorded five kickoff returns for 94 yards (18.8 avg.).
- In 2020, he appeared in three games and had 49 carries for 382 yards (7.8 avg.) and five touchdowns. He also had one reception for three yards and one touchdown.
- Played in 11 games in 2019 and totaled 83 carries for 732 yards (8.8 avg.) and five touchdowns. He also registered 12 receptions for 96 yards and one touchdown in addition to 12 kickoff returns for 327 yards (27.3 avg.).
- In 2018, he saw action in 12 games and accumulated 108 carries for 898 yards (8.3 avg.) and 10 touchdowns. He also added four receptions for 15 yards and 15 kickoff returns for 569 yards (37.9 avg.) and three touchdowns.

PERSONAL

- Attended St. Laurence (Ill.) High School and finished as the all-time single-season rushing leader (2,557 yards).
- In 2017, accumulated 34 touchdowns and more than 2,800 all-purpose yards.
- Registered a single-game school-record 416 rushing yards in the first round of the 2017 Class 6A playoffs.
- Selected All-Area first-team by the Chicago Sun-Times and the Chicago Tribune South Town.
- Earned All-USA Illinois second-team honors from USA TODAY High School Sports.
- Also participated in track and field and was a state meet qualifier in the long jump.
- Was an honor roll student and Academic All-State honoree.

66 EMIL EKIYOR

GUARD

(eh-MEEL eck-E-orr)



6-2 • 315 LBS
COLLEGE: ALABAMA
NFL EXP: ROOKIE
BORN: 1/22/00

CAREER TRANSACTIONS

- Signed by the Colts as an undrafted free agent on May 5, 2023.

COLLEGE HIGHLIGHTS

- Played in 53 games (40 starts) at Alabama (2018-22) along the offensive line.
- In 2022, played in all 13 games (12 starts) and garnered First Team All-SEC recognition from both the Associated Press and the league coaches. He led the team in knockdown blocks with 31. He provided protection for the nation's No. 4 scoring offense (41.1 ppg.).
- Started all 15 games at right guard in 2021 and allowed just 1.5 sacks. He helped block for the nation's No. 6 scoring offense (39.9 ppg.), No. 7 passing offense (338.2 ypg.) and No. 7 pass efficiency offense (166.5). He was a preseason Second Team All-America choice by the Associated Press and was named to the Lombardi Award watch list.
- In 2020, he started all 13 games and provided protection for the Power 5's No. 1 scoring offense (48.5 ppg.), No. 1 pass efficiency offense (198.9), No. 2 passing offense (358.2 ypg.) and No. 2 total offense

(541.6 ypg.). He helped Alabama earn its 18th national title with a win in the CFP National Championship Game vs. Ohio State.

- Appeared in eight games in 2019 and saw time at guard.
- In 2018, he played in four games while working at guard and center. He earned a redshirt.

PERSONAL

- Attended Cathedral High School in Indianapolis where he was coached by Rick Streiff.
- Considered a four-star recruit by all major outlets.
- Ranked as the top-rated player in the state of Indiana by *Rivals* and ESPN as well as on the *247Composite*.
- Was ranked No. 52 on the ESPN300 and the No. 3 guard by the site.
- Was rated No. 100 nationally and the No. 2 center overall on the *247Composite*.
- Participated in Nike's "The Opening."
- Selected to the 2018 U.S. Army All-American Game – the first U.S. Army All-American in Cathedral's history.
- Father, Emil Sr., spent time with the Atlanta Falcons.
- His name is pronounced eh-MEEL eck-E-orr.



6-5 • 209 LBS
COLLEGE: SOUTHEAST
MISSOURI STATE
NFL EXP: ROOKIE
BORN: 9/29/99

CAREER TRANSACTIONS

- Signed by the Colts as an undrafted free agent on May 5, 2023.

COLLEGE HIGHLIGHTS

- Appeared in 36 games (31 starts) at Southeast Missouri State (2020-22) and Northeastern Oklahoma A&M (2019) and registered 142 receptions for 1,836 yards and 14 touchdowns.
- In 2022, he started all 12 games and tallied 69 receptions for 797 yards and six touchdowns. Earned First-Team All-OVC honors. Finished third in the conference in receptions per game (5.8) and fifth in receiving yards per game (66.4).
- As a junior, he started 11 games and compiled 24 receptions for 449 receptions and five touchdowns. Earned Second-Team All-OVC honors. He finished

seventh in the OVC in receiving yards per game (40.8). Had a season-high 96 receiving yards and career-high two touchdowns at UT Martin on Oct. 23.

- In 2020, he played in eight games (seven starts) and registered 31 receptions for 392 yards and two touchdowns. Finished 10th in the OVC in receptions per game (3.9).
- As a freshman at Northeastern Oklahoma A&M, he appeared in five games and tallied 18 receptions for 198 yards and one touchdown.

PERSONAL

- Attended Boyd H. Anderson High School in Lauderdale Lakes, Fla.
- Majored in mass communication studies.
- A native of Lauderdale Lakes, Fla.



6-0 • 203 LBS
COLLEGE: CAMPBELL
NFL EXP: ROOKIE
BORN: 10/12/97

CAREER TRANSACTIONS

- Signed by the Colts as an undrafted free agent on May 5, 2023.

COLLEGE HIGHLIGHTS

- Played in 39 combined games at Campbell (2021-22), Southern Illinois (2020), Colorado (2018-19) and Pima Community College (2017) and compiled 160 tackles (97 solo), 2.5 tackles for loss, seven passes defended, three interceptions and two forced fumbles.
- In 2022, he appeared in eight games and tallied 44 tackles (30 solo), half a tackle for loss, two passes defended and one interception.
- As a graduate, he saw action in six games (three starts) and registered 20 tackles (eight solo) and two passes defended.
- In 2020, he started in one game and recorded four solo tackles and one interception before missing the remainder of the season.
- As a junior, he played in four games (three starts) and compiled 22 tackles (17 solo), 1.0 tackle for loss

and two forced fumbles. Registered a season-high nine tackles against Air Force including 1.0 tackle for loss and two forced fumbles.

- In 2018, he saw action in 12 games (nine solo) and tallied 12 tackles (nine solo). Has a season-high seven tackles against Washington State.
- As a freshman, he appeared in eight games and registered 58 tackles (29 solo), three passes defended and one interception. Was a First-Team All-WSFL and Second-Team All-ACCAC selection.

PERSONAL

- Attended North Augusta (S.C.) High School.
- His senior season, he recorded 71 tackles, four passes defended, one forced fumble, one fumble recovery and one blocked punt.
- Earned First-Team All-Aiken Standard honors and was named First-Team All-Region, All-Area and All-Central Savannah River Area.
- Also competed in basketball and track and field.
- A native of North Augusta, S.C.

58 DONAVAN MUTIN

LINEBACKER

(mutan)



6-0 • 227 LBS
COLLEGE: HOUSTON
NFL EXP: ROOKIE
BORN: 9/22/00

CAREER TRANSACTIONS

- Signed by the Colts as an undrafted free agent on May 5, 2023.


COLLEGE HIGHLIGHTS

- Played in 50 games (40 starts) at Houston (2018-22) and recorded 231 tackles (127 solo), 16.0 tackles for loss, 2.0 sacks, five passes defended, one interception, two forced fumbles and three fumble recoveries.
- As a team captain in 2022, he appeared in 13 games (12 starts) and tallied 85 tackles (43 solo), 5.0 tackles for loss, four passes defended, one forced fumble and one fumble recovery. He named to the All-State AFCA Good Works Team, which recognizes student-athletes with exemplary community service, academic dedication and impacts on and off the field.
- As a team captain in 2021, he started 13 games and registered 77 tackles (46 solo), 6.5 tackles for loss, 2.0 sacks, three forced fumbles and one fumble recovery. Led the team in tackles with 77 and earned Second Team All-American Athletic Conference honors.

- In 2020, he played in three games and compiled 22 tackles (16 solo), 4.5 tackles for loss and 1.0 sack. Was named a team captain.
- As a sophomore, he started 12 games and recorded 61 tackles (35 solo), 4.5 tackles for loss, one pass defended and one interception. Finished third on the team in tackles.
- In 2018, he saw action in 10 games and tallied seven tackles (two solo) and one fumble recovery.

PERSONAL

- Attended Klein Collins High School in Spring, Texas.
- Compiled 167 tackles, 26.0 tackles for loss, 19.0 sacks and three forced fumbles over his final two prep seasons.
- Earned 2017 *Houston Chronicle's* All-Greater Houston First-Team honors.
- Selected to the VYPE Houston's 2017 Hot 100 list.
- Named District 15-6A MVP as a senior.
- His last name is pronounced mutan.
- A native of Spring, Texas.



6-3 • 306 LBS
COLLEGE: KANSAS
NFL EXP: ROOKIE
BORN: 7/28/98

CAREER TRANSACTIONS

- Signed by the Colts as an undrafted free agent on May 5, 2023.

COLLEGE HIGHLIGHTS

- Appeared in 46 games (38 starts) at Kansas (2019-22) and compiled 77 tackles (49 solo), 11.5 tackles for loss, 5.5 sacks and six passes defended.
- In 2022, he started all 13 games and tallied 26 tackles (14 solo), 4.0 tackles for loss, 2.5 sacks and two passes defended. In the Liberty Bowl, he tallied six tackles (five solo) and half a sack.
- As a junior, he saw action in 12 games (10 starts) and recorded 24 tackles (15 solo), 3.5 tackles for loss, 1.0 sack and one pass defended.
- In 2020, he started all nine games he appeared in and accumulated 15 tackles (12 solo) and 2.0 tackles for loss.
- In his first year at Kansas, he competed in 12 games (six starts) and registered 12 tackles (eight solo), 2.0

tackles for loss, 2.0 sacks and a single-season career-high three passes defended. Against West Virginia, he recorded his first-career tackle for loss and sack.

- In 2018, he earned Mississippi Association of Community and Junior College Second Team All-State North accolades after he played in eight games at Coahoma Community College and tallied 28 tackles, 5.5 tackles for loss, 2.5 sacks and one fumble recovery.

PERSONAL

- Attended Northlake Christian High School in Covington, La.
- As a senior, he tallied 31 tackles and 2.5 sacks.
- Recorded 30 tackles, 2.5 sacks and one interception during this junior season.
- Named a three-star recruit by 247Sports.
- Majored in business.
- A native of Saint Rose, La.



6-1 • 219 LBS
COLLEGE: MAINE
NFL EXP: ROOKIE
BORN: 7/17/99

CAREER TRANSACTIONS

- Signed by the Colts as an undrafted free agent on May 5, 2023.

COLLEGE HIGHLIGHTS

- Appeared in 24 games (17 starts) at Maine (2020-22) and totaled 60 receptions for 649 yards and two touchdowns as well as 75 carries for 494 yards and six touchdowns. Also contributed six kickoff returns for 129 yards (21.5 avg.).
- In 2022, he earned Third Team All-CAA accolades after he started all 11 games and recorded single-season career highs in receptions (42) and receiving yards (434) while also adding one touchdown. Contributed 39 carries for 371 yards and four touchdowns as well as three kickoff returns for 93 yards (31.0). He led the conference in rushing yards per attempt (9.3). He was named the team's most valuable player.

- As a junior, he appeared in all 11 games (six starts) and tallied 11 receptions for 114 yards and one touchdown. On the ground, he compiled 35 carries for 119 yards and two touchdowns. Added three kickoff returns for 36 yards (12.0).
- In 2020, he appeared in two games and registered seven receptions for 101 yards.
- Prior to Maine, he spent three seasons (2017-19) at UConn and saw action in 14 games (two starts) and compiled 33 receptions for 228 yards and one touchdown. Also added 34 carries for 210 yards.

PERSONAL

- Attended Vilseck High School in Germany.
- Ran a 4.38 40-yard dash at a workout for Europe's top prospects.
- His father serves in the US Army.
- A native of Fort Hood, Texas.





5-11 • 189 LBS
COLLEGE: NORTH DAKOTA STATE
NFL EXP: ROOKIE
BORN: 5/16/96

CAREER TRANSACTIONS

- Signed by the Colts as an undrafted free agent on June 15, 2023.

COLLEGE HIGHLIGHTS

- Appeared in 68 games (56 starts) at North Dakota State (2017-22) and compiled 338 tackles (184 solo), half a sack, 22 passes defended, 11 interceptions, two forced fumbles, two fumble recoveries and one blocked kick. He ended his career with 56 consecutive starts.
- A member of four NCAA Division I FCS national championships and four Missouri Valley Football Conference titles in his six years with North Dakota State.
- In 2022, he was named a First Team All-America selection by HERO Sports after he started all 15 games and recorded 85 tackles (48 solo), 3.0 tackles for loss, seven passes defended, one interception and one fumble recovery.
- In the fall of 2021, Tutsie earned First Team All-Missouri Valley Football Conference accolades after he started all 15 games and totaled 81 tackles (54 solo), 2.0 tackles for loss, half a sack, four passes defended, one interception, one forced fumble and one fumble recovery.

- During the 2021 spring season, he earned Second Team All Missouri Valley Football Conference honors after he started all 10 games and accumulated 50 tackles (26 solo) and 2.0 tackles for loss.
- As a redshirt sophomore, he started all 16 games and compiled a single-season career-high 105 tackles (46 solo), 3.5 tackles for loss, nine passes defended, a conference-high seven interceptions and one forced fumble.
- In 2018, he saw action in 12 games and registered 17 tackles (10 solo), two passes defended, two interceptions and one blocked kick.
- Redshirted in 2017.

PERSONAL

- Attended Warren Central (Ind.) High School and was a first team all-county and all-state selection in 2016.
- A two-time all-conference honoree.
- His father, Steve, was an assistant football coach at Marian University in Indianapolis.
- Earned a bachelor's degree in physical education from NDSU in 2022.
- Has a daughter, Sarai.
- A native of Indianapolis.



6-8 • 329 LBS
COLLEGE: NORTHERN IOWA
NFL EXP: ROOKIE
BORN: 1/25/99

CAREER TRANSACTIONS

- Signed by the Colts as an undrafted free agent on May 8, 2023.

COLLEGE HIGHLIGHTS

- Appeared in 40 games (20 starts) at Northern Iowa (2017-22). Began his career as a tight end before moving to the offensive line his sophomore year.
- In 2022, he started all 11 games and was named the Missouri Valley Football Conference's Offensive Lineman of the Week after helping the Panthers compile 461 yards of total offense in a win over No. 20 Southern Illinois.
- Appeared in four games (three starts) in Fall 2021. Was named an MVFC Commissioner's Academic Excellence award winner and selected to the MVFC Honor Roll.
- Saw action in four games in the spring of 2021 and registered three starts at right guard.

- Played in nine games (two starts) in 2019. Earned starts against No. 18 Youngstown State and No. 21 Iowa State.
- In 2018, appeared in seven games.
- As a true freshman, played in five games (one start) at tight end.

PERSONAL

- Attended Olathe Northwest High School in Olathe, Kan., where he played for Head Coach Chip Sherman.
- As a senior, was a Second Team All-Sunflower League choice.
- Named one of the top-25 tight ends in the state in 2016.
- Also lettered in basketball as a junior and senior.
- Participated in the Colts 2023 rookie mini-camp on a try-out basis and was signed afterwards.



**JONATHAN
TAYLOR**

RUNNING BACK

2022 SEASON IN REVIEW



2022 DEFENSIVE STATS



2022 REGULAR SEASON INDIANAPOLIS COLTS DEFENSIVE STATS (THROUGH WEEK 18)

POS.	PLAYER	TKL.	AST.	COMB	SACKS	SACKS/YDS.	TFL	QBH	INT./YDS.	PD	FF	FR
MLB	Z. Franklin	102	64	166	3.0	3.0/17.5	12	6	0/0	6	3	0
WLB	B. Okereke	97	52	149	0.0	0.0/0.0	6	0	0/0	5	2	2
SS	R. McLeod Jr.	56	36	92	0.0	0.0/0.0	8	0	2/27	8	0	1
DT	D. Buckner	44	30	74	8.0	8.0/48.5	11	22	0/0	3	2	1
NT	G. Stewart	44	26	70	4.0	4.0/11.0	9	7	0/0	3	0	1
CB	S. Gilmore	53	13	66	0.0	0.0/0.0	0	0	2/31	11	0	0
NCB	K. Moore II	50	15	65	1.0	1.0/7.0	4	1	0/0	4	0	0
SAM	E. Speed	32	23	55	1.0	1.0/7.0	7	1	0/0	2	2	0
FS	R. Thomas II	33	17	50	0.0	0.0/0.0	0	0	4/51	6	0	0
FS	J. Blackmon	33	13	46	1.0	1.0/0.0	2	1	1/17	2	0	1
DE	K. Paye	32	13	45	6.0	6.0/35.0	10	10	0/0	0	0	1
CB/KR	I. Rodgers Sr.	24	10	34	0.0	0.0/0.0	1	0	0/0	3	1	1
DE	D. Odeyingbo	18	13	31	5.0	5.0/36.5	5	11	0/0	0	0	0
DE	Y. Ngakoue	18	11	29	9.5	9.5/62.5	8	16	0/0	0	1	0
CB	B. Facyson	26	2	28	0.0	0.0/0.0	0	0	0/0	6	0	0
DE	T. Lewis	8	6	14	1.0	1.0/8.0	2	4	0/0	2	1	0
DE	I. Odenigbo	7	5	12	3.5	3.5/28.0	3	6	0/0	0	1	0
DT	B. Cowart	4	8	12	0.0	0.0/0.0	2	0	0/0	0	0	0
MLB	S. Leonard	8	3	11	0.0	0.0/0.0	0	0	1/15	1	0	0
SS	N. Cross	8	1	9	0.0	0.0/0.0	0	0	0/0	0	0	1
CB/KR/PR	D. Flowers	6	2	8	0.0	0.0/0.0	0	0	0/0	0	0	0
DE	B. Banogu	3	2	5	0.0	0.0/0.0	0	0	0/0	0	0	0
NT	E. Johnson II	1	2	3	0.0	0.0/0.0	0	0	0/0	0	0	1
DT	C. Williams	1	1	2	0.0	0.0/0.0	0	1	0/0	0	0	0
NCB	T. Brown	1	0	1	1.0	1.0/6.0	1	1	0/0	0	0	0
DE	K. Cline	1	0	1	0.0	0.0/0.0	0	0	0/0	0	0	0
DE	K. Kareem	0	1	1	0.0	0.0/0.0	0	3	0/0	0	0	0
COLTS TOTALS		710	369	1,079	44.0	44.0/267.0	91	90	10/141	62	13	10
OPP. TOTALS		684	462	1,146	60.0	60.0/422.0	87	128	20/336	89	22	12

TKL= Tackle, Ass= Assist, Comb= Combined, TFL= Tackle for a Loss, QBH= Quarterback Hits, Int= Interception, PD= Pass Defense, FF= Forced Fumble, FR= Fumble Recovery

2022 COLTS SPECIAL TEAMS

POS.	PLAYER	TKS	ASST	TOTAL	FF	BL
WLB	Stuard, Grant	9	2	11	0	0
SAM	Speed, E.J.	5	3	8	0	0
SAM	Domann, JoJo	4	4	8	0	0
SS	Cross, Nick	3	5	8	0	0
CB/KR/PR	Flowers, Dallis	4	2	6	1	0
NCB	Brown, Tony	1	5	6	0	0
DE	Banogu, Ben	0	5	5	0	0
WR	Dulin, Ashton	4	0	4	0	0
FS	Blackmon, Julian	3	1	4	0	0
SS	McLeod Jr., Rodney	3	1	4	0	0
LS	Rhodes, Luke	2	1	3	0	0
P/H	Haack, Matt	2	0	2	0	0
WLB	Okereke, Bobby	2	0	2	0	0
FS	Thomas II, Rodney	1	1	2	0	0
TE	Granson, Kylan	1	0	1	0	0
WLB	McGrone, Cameron	1	0	1	0	0
	Rhyme, Forrest	1	0	1	0	0
MLB	Franklin, Zaire	0	1	1	0	0
	Olubi, Segun	0	1	1	0	0
DE	Odenigbo, Ifeadi	0	0	0	1	1
NT	Stewart, Grover	0	0	0	2	2
TOTALS		46	32	78	1	3

DEFENSIVE STATS BY RANK

SACKS		INTERCEPTIONS		TACKLES FOR LOSS		PASSES DEFENSED		QUARTERBACK HITS	
PLAYER	NO.	PLAYER	NO.	PLAYER	NO.	PLAYER	NO.	PLAYER	NO.
Y. Ngakoue	9.5	R. Thomas II	4	Z. Franklin	12	S. Gilmore	11	D. Buckner	22
D. Buckner	8.0	S. Gilmore	2	D. Buckner	11	R. McLeod Jr.	8	Y. Ngakoue	16
K. Paye	6.0	R. McLeod Jr.	2	K. Paye	10	B. Facyson	6	D. Odeyingbo	11
D. Odeyingbo	5.0	J. Blackmon	1	G. Stewart	9	Z. Franklin	6	K. Paye	10
G. Stewart	4.0	S. Leonard	1	R. McLeod Jr.	8	R. Thomas II	6	G. Stewart	7
I. Odenigbo	3.5	Y. Ngakoue	8	B. Okereke	5	Z. Franklin	6		
Z. Franklin	3.0	E. Speed	7	K. Moore II	4	I. Odenigbo	6		
J. Blackmon	1.0	B. Okereke	6	D. Buckner	3	T. Lewis	4		
T. Brown	1.0	D. Odeyingbo	5	I. Rodgers Sr.	3	K. Kareem	3		
T. Lewis	1.0	K. Moore II	4	G. Stewart	3	J. Blackmon	1		
K. Moore II	1.0	I. Odenigbo	3	J. Blackmon	2	T. Brown	1		
E. Speed	1.0	J. Blackmon	2	T. Lewis	2	K. Moore II	1		
		B. Cowart	2	E. Speed	2	E. Speed	1		
		T. Lewis	2	S. Leonard	1	C. Williams	1		
		T. Brown	1						
		I. Rodgers Sr.	1						

2022 GAME SUMMARIES



20

WEEK 1

Indianapolis Colts 20, Houston Texans 20 (OT)
69,415 U NRG Stadium U Sep 11, 2022



20

Indianapolis Colts	3	0	0	17	0	—	20
Houston Texans	0	10	10	0	0	—	20

SCORING DRIVES

TEAM	QTR	TIME	SCORING PLAY	IND	HOU
Colts	1	05:13	R.Blankenship 45 yd. Field Goal (12-47, 6:46)	3	0
Texans	2	07:50	K.Fairbairn 45 yd. Field Goal (14-69, 6:20)	3	3
Texans	2	02:37	O.Howard 16 yd. pass from D.Mills (K.Fairbairn kick) (4-58, 1:49)	3	10
Texans	3	12:17	K.Fairbairn 43 yd. Field Goal (5-50, 2:43)	3	13
Texans	3	07:18	O.Howard 22 yd. pass from D.Mills (K.Fairbairn kick) (4-58, 1:40)	3	20
Colts	4	10:44	R.Blankenship 27 yd. Field Goal (11-76, 4:02)	6	20
Colts	4	07:42	J.Taylor 2 yd. run (R.Blankenship kick) (4-20, 2:07)	13	20
Colts	4	01:54	M.Pittman 15 yd. pass from M.Ryan (R.Blankenship kick) (7-80, 2:35)	20	20

INDIANAPOLIS COLTS

PASSING	ATT	CP	YDS	SK/YD	TD	LG	INT	RTG
Matt Ryan	50	32	352	2/12	1	28	1	83.1
TOTAL	50	32	352	2/12	1	28	1	83.1

RUSHING	ATT	YDS	AVG	LG	TD
Jonathan Taylor	31	161	5.2	17	1
Matt Ryan	4	12	3.0	10	0
Nyheim Hines	3	4	1.3	3	0
TOTAL	38	177	4.7	17	1

RECEIVING	NO	YDS	AVG	LG	TD
Michael Pittman Jr.	9	121	13.4	28	1
Nyheim Hines	6	50	8.3	15	0
Jonathan Taylor	4	14	3.5	5	0
Asheton Dulin	3	46	15.3	23	0
Parris Campbell	3	37	12.3	20	0
Kylen Granson	3	22	7.3	12	0
Mike Strachan	2	36	18.0	20	0
Mo Alie-Cox	2	26	13.0	13	0
TOTAL	32	352	11.0	28	1

TOP DEFENSE	TOT	SOLO	AST	SCK	YDS	INT
Zaire Franklin	8	6	2	0.0	0.0	0
Kenny Moore II	7	6	1	0.0	0.0	0
Bobby Okereke	7	6	1	0.0	0.0	0

FIELD GOALS	FGM/FGA	PERCENT	RESULTS
Rodrigo Blankenship	2-3	66.7	45G, 27G, 42W/R
TOTAL	2-3	66.0	

HOUSTON TEXANS

PASSING	ATT	CP	YDS	SK/YD	TD	LG	INT	RTG
Davis Mills	37	23	240	3/18	2	42	0	98.9
TOTAL	37	23	240	3/18	2	42	0	98.9

RUSHING	ATT	YDS	AVG	LG	TD
Rex Burkhead	14	40	2.9	8	0
Dameon Pierce	11	33	3.0	8	0
Jeff Driskel	1	5	5.0	5	0
Davis Mills	2	-1	-0.5	1	0
TOTAL	28	77	2.8	8	0

RECEIVING	NO	YDS	AVG	LG	TD
Brandin Cooks	7	82	11.7	42	0
Rex Burkhead	5	30	6.0	8	0
Chris Moore	3	31	10.3	11	0
O.J. Howard	2	38	19.0	22t	2
Nico Collins	2	26	13.0	18	0
Pharaoh Brown	1	17	17.0	17	0
Dameon Pierce	1	6	6.0	6	0
Troy Hairston	1	5	5.0	5	0
Brevin Jordan	1	5	5.0	5	0
TOTAL	23	240	10.4	42	2

TOP DEFENSE	TOT	SOLO	AST	SCK	YDS	INT
Kamu Grugier-Hill	18	14	4	0.0	0.0	0
Jonathan Owens	15	11	4	0.0	0.0	0
Jalen Pitre	10	5	5	0.0	0.0	0

FIELD GOALS	FGM/FGA	PERCENT	RESULTS
Ka'imi Fairbairn	2-2	100.0	45G, 43G
TOTAL	2-2	100.0	

The Colts opened the 2022 regular season with a 20-20 tie against the Houston Texans at NRG Stadium. Following an Indianapolis 3-0 lead at the end of the first quarter, the Texans scored 20 unanswered points on two field goals and two O.J. Howard touchdown receptions. Rodrigo Blankenship added his second field goal from 27 yards at the start of the fourth quarter before the Colts rallied for two consecutive touchdowns on a Jonathan Taylor two-yard rush and a Michael Pittman Jr. 15-yard reception. In overtime, the Colts defense forced a Houston punt and then drove 45 yards setting up the potential game-winning field goal, which was missed resulting in the tie. In his Colts debut, quarterback Matt Ryan completed 32-of-50 passes for 352 yards, one touchdown, and one interception for an 83.1 passer rating. Pittman Jr. led the team in receiving with nine catches for 121 yards and a touchdown while Jonathan Taylor totaled 161 rushing yards and one touchdown. Defensively, linebacker Zaire Franklin led the team with eight tackles while defensive end Kwity Paye totaled 2.0 sacks and seven tackles. The result marked Indianapolis' first tie since 1982.

TEAM STATISTICS

	COLTS	TEXANS
First Downs	33	20
3rd-Down Eff. (Made/Att/Pct)	6/15/40%	5/15/33%
4th-Down Eff. (Made/Att/Pct)	0/1/0%	0/0/0%
Total Net Yards	517	299
Total Plays	90	68
Yards Per Play	5.7	4.4
Rushes/Net Yards	38/177	28/77
Net Passing	340	222
Pass Attempts/Completions	50/32	37/23
Had Intercepted	1	0
Sacked/Yards Lost	2/12	3/18
Punts/Average	4/44.8	7/45.4
Penalties/Yards	7/89	6/40
Fumbles/Lost	5/1	1/1
Possession Time	39:37	30:23

2022 GAME SUMMARIES



0

WEEK 2

Indianapolis Colts 0, Jacksonville Jaguars 24
58,360 U TIAA Bank Field U Sep 18, 2022



24

Indianapolis Colts	0	0	0	0	—	0
Jacksonville Jaguars	7	10	7	0	—	24

SCORING DRIVES

TEAM	QTR	TIME	SCORING PLAY	IND	JAX
Jaguars	1	02:21	C.Kirk 10 yd. pass from T.Lawrence (R.Patterson kick) (15:68, 9:11)	0	7
Jaguars	2	07:52	J.Robinson 37 yd. run (R.Patterson kick) (6:79, 3:40)	0	14
Jaguars	2	01:43	R.Patterson 52 yd. Field Goal (10:41, 4:00)	0	17
Jaguars	3	00:17	C.Kirk 5 yd. pass from T.Lawrence (R.Patterson kick) (12:92, 7:42)	0	24

INDIANAPOLIS COLTS

PASSING	ATT	CP	YDS	SK/YD	TD	LG	INT	RTG
Matt Ryan	30	16	195	5/31	0	39	3	34.0
TOTAL	30	16	195	5/31	0	39	3	34.0

RUSHING	ATT	YDS	AVG	LG	TD
Jonathan Taylor	9	54	6.0	21	0
Ashton Dulin	1	3	3.0	3	0
Nyheim Hines	1	0	0.0	0	0
Deon Jackson	2	-3	-1.5	1	0
TOTAL	13	54	4.2	21	0

RECEIVING	NO	YDS	AVG	LG	TD
Ashton Dulin	5	79	15.8	39	0
Nyheim Hines	4	37	9.3	19	0
Dezmon Patmon	2	24	12.0	17	0
Kylen Granson	2	14	7.0	8	0
Mike Strachan	1	23	23.0	23	0
Mo Alie-Cox	1	9	9.0	9	0
Jonathan Taylor	1	9	9.0	9	0
TOTAL	16	195	12.2	39	0

TOP DEFENSE	TOT	SOLO	AST	SCK	YDS	INT
Bobby Okereke	11	9	2	0.0	0.0	0
Zaire Franklin	10	8	2	0.0	0.0	0
Rodney McLeod Jr.	6	5	1	0.0	0.0	0

FIELD GOALS	FGM/FGA	PERCENT	RESULTS
	No Field Goals		

JACKSONVILLE JAGUARS

PASSING	ATT	CP	YDS	SK/YD	TD	LG	INT	RTG
Trevor Lawrence	30	25	235	0/0	2	26	0	121.5
TOTAL	30	25	235	0/0	2	26	0	121.5

RUSHING	ATT	YDS	AVG	LG	TD
James Robinson	23	64	2.8	37	1
Travis Etienne Jr.	9	20	2.2	6	0
Trevor Lawrence	3	11	3.7	8	0
Jamal Agnew	2	1	0.5	2	0
TOTAL	37	96	2.6	37	1

RECEIVING	NO	YDS	AVG	LG	TD
Evan Engram	7	46	6.6	12	0
Christian Kirk	6	78	13.0	26	2
Travis Etienne Jr.	3	33	11.0	14	0
Marvin Jones Jr.	3	33	11.0	13	0
Zay Jones	3	23	7.7	10	0
James Robinson	2	14	7.0	10	0
Dan Arnold	1	8	8.0	8	0
TOTAL	25	235	9.4	26	2

TOP DEFENSE	TOT	SOLO	AST	SCK	YDS	INT
Andre Cisco	6	4	2	0.0	0.0	1
Devin Lloyd	6	3	3	0.0	0.0	1
Shaquill Griffin	4	3	1	0.0	0.0	0

FIELD GOALS	FGM/FGA	PERCENT	RESULTS
Riley Patterson	1-1	100.0	52G
TOTAL	1-1	100.0	

Indianapolis fell to 0-1-1 after being shutout by the Jacksonville Jaguars, 24-0, at TIAA Bank Field. The Jaguars scored on their opening offensive possession following a 15-play drive that resulted in a Christian Kirk 10-yard touchdown reception. Jacksonville added another touchdown and a field goal in the second quarter to take a 17-0 halftime lead. The Jaguars scored the only points in the second half with Kirk's second touchdown of the game, a five-yard score, with 17 seconds remaining in the third quarter. Matt Ryan completed 16-of-30 passes for 195 yards with three interceptions. Jonathan Taylor led the team with nine carries for 54 yards while Ashton Dulin led the team in receiving with five catches for 79 yards. Defensively, Bobby Okereke logged 11 tackles (nine solo) and 1.0 tackle for loss.

TEAM STATISTICS

	COLTS	JAGUARS
First Downs	9	21
3rd-Down Eff. (Made/Att/Pct)	2/10/20%	6/15/40%
4th-Down Eff. (Made/Att/Pct)	0/2/0%	2/3/67%
Total Net Yards	218	331
Total Plays	48	67
Yards Per Play	4.5	4.9
Rushes/Net Yards	13/54	37/96
Net Passing	164	235
Pass Attempts/Completions	30/16	30/25
Had Intercepted	3	0
Sacked/Yards Lost	5/31	0/0
Punts/Average	5/45.4	5/45.6
Penalties/Yards	5/30	3/19
Fumbles/Lost	2/0	0/0
Possession Time	21:45	38:15

2022 GAME SUMMARIES



17

WEEK 3

Kansas City Chiefs 17, Indianapolis Colts 20
55,975 U Lucas Oil Stadium U Sep 25, 2022



20

Kansas City Chiefs	6	8	3	0	—	17
Indianapolis Colts	7	3	3	7	—	20

SCORING DRIVES

TEAM	QTR	TIME	SCORING PLAY	KC	IND
Colts	1	12:24	J.Woods 1 yd. pass from M.Ryan (C.McLaughlin kick) (3-4, 1:23)	0	7
Chiefs	1	00:34	T.Kelce 3 yd. pass from P.Mahomes (kick failed, wl) (4-35, 2:03)	6	7
Colts	2	09:40	C.McLaughlin 43 yd. Field Goal (11-46, 5:54)	6	10
Chiefs	2	01:46	C.Edwards-Helaire 1 yd. run (P.Mahomes-T.Kelce pass) (5-21, 1:37)	14	10
Chiefs	3	07:56	M.Ammendola 26 yd. Field Goal (15-62, 7:04)	17	10
Colts	3	02:53	C.McLaughlin 51 yd. Field Goal (10-42, 5:03)	17	13
Colts	4	00:24	J.Woods 12 yd. pass from M.Ryan (C.McLaughlin kick) (16-76, 8:14)	17	20

KANSAS CITY CHIEFS

PASSING	ATT	CP	YDS	SK/YD	TD	LG	INT	RTG
Patrick Mahomes	35	20	262	1/5	1	53	1	78.5
Tommy Townsend	1	0	0	0/0	0	0	0	39.6
TOTAL	36	20	262	1/5	1	53	1	76.4

RUSHING	ATT	YDS	AVG	LG	TD
Patrick Mahomes	4	26	6.5	10	0
Jerick McKinnon	7	20	2.9	6	0
Isiah Pacheco	3	9	3.0	5	0
Michael Burton	1	2	2.0	2	0
Travis Kelce	1	1	1.0	1	0
Clyde Edwards-Helaire	7	0	0.0	4	1
TOTAL	23	58	2.5	10	1

RECEIVING	NO	YDS	AVG	LG	TD
JuJu Smith-Schuster	5	89	17.8	53	0
Clyde Edwards-Helaire	5	39	7.8	16	0
Travis Kelce	4	58	14.5	29	1
Marquez Valdes-Scantling	4	48	12.0	24	0
Noah Gray	1	26	26.0	26	0
Mecole Hardman	1	2	2.0	2	0
TOTAL	20	262	13.1	53	1

TOP DEFENSE	TOT	SOLO	AST	SCK	YDS	INT
Darius Harris	13	6	7	0.0	0.0	0
Nick Bolton	9	6	3	2.0	19.0	0
Khalen Saunders	8	3	5	0.0	0.0	0

FIELD GOALS	FGM/FGA	PERCENT	RESULTS
Matt Ammendola	1-2	50.0	26G, 34WL
TOTAL	1-2	50.0	

The Colts earned their first victory of the season defeating the Kansas City Chiefs, 20-17, in their home opener. Indianapolis struck first when tight end Jelani Woods recorded his first career touchdown on a one-yard catch. Travis Kelce responded for the Chiefs with a three-yard touchdown reception at the end of the first quarter, making the score 7-6. Following a Colts field goal from Chase McLaughlin, Kansas City took a 14-10 halftime lead on a Clyde Edwards-Helaire one-yard rushing touchdown and a two-point conversion with 1:46 remaining in the second half. Both teams swapped field goals in the third quarter, McLaughlin connecting from 51 yards to cut the Chiefs lead to 17-13. Indianapolis took the possession of the ball with 6:38 remaining in the fourth quarter. Quarterback Matt Ryan constructed a 16-play, 76-yard drive that was capped by Woods's second touchdown of the game on a 12-yard grab which proved to be the game-winner. Ryan finished the game having completed 27-of-37 passes for 222 yards and two touchdowns for a 105.9 quarterback rating. Jonathan Taylor led the team with 71 rushing yards while Michael Pittman, Jr. paced the Colts with eight catches for 72 yards. Defensively, Zaire Franklin led the team with 12 tackles, while Yannick Ngakoue recorded his first sack with the Colts and Rodney McLeod notched the game-ending interception.

INDIANAPOLIS COLTS

PASSING	ATT	CP	YDS	SK/YD	TD	LG	INT	RTG
Matt Ryan	37	27	222	5/45	2	30	0	105.9
TOTAL	37	27	222	5/45	2	30	0	105.9

RUSHING	ATT	YDS	AVG	LG	TD
Jonathan Taylor	21	71	3.4	13	0
Nyheim Hines	3	7	2.3	7	0
Matt Ryan	3	4	1.3	3	0
TOTAL	27	82	3.0	13	0

RECEIVING	NO	YDS	AVG	LG	TD
Michael Pittman Jr.	8	72	9.0	26	0
Nyheim Hines	5	23	4.6	8	0
Alec Pierce	3	61	20.3	30	0
Jonathan Taylor	3	20	6.7	9	0
Jelani Woods	2	13	6.5	12t	2
Parris Campbell	2	10	5.0	8	0
Kylen Granson	2	7	3.5	5	0
Mo Alie-Cox	1	9	9.0	9	0
Ashton Dulin	1	7	7.0	7	0
TOTAL	27	222	8.2	30	2

TOP DEFENSE	TOT	SOLO	AST	SCK	YDS	INT
Zaire Franklin	12	8	4	0.0	0.0	0
Bobby Okereke	7	4	3	0.0	0.0	0
Stephon Gilmore	5	5	0	0.0	0.0	0

FIELD GOALS	FGM/FGA	PERCENT	RESULTS
Chase McLaughlin	2-2	100.0	43G, 51G
TOTAL	2-2	100.0	

TEAM STATISTICS

	CHIEFS	COLTS
First Downs	20	19
3rd-Down Eff. (Made/Att/Pct)	3/10/30%	6/15/40%
4th-Down Eff. (Made/Att/Pct)	1/2/50%	1/3/33%
Total Net Yards	315	259
Total Plays	60	69
Yards Per Play	5.3	3.8
Rushes/Net Yards	23/58	27/82
Net Passing	257	177
Pass Attempts/Completions	38/20	37/27
Had Intercepted	1	0
Sacked/Yards Lost	1/5	5/45
Punts/Average	3/56.7	3/51.3
Penalties/Yards	6/45	4/34
Fumbles/Lost	2/1	2/1
Possession Time	26:28	33:32

2022 GAME SUMMARIES



24

WEEK 4

Tennessee Titans 24, Indianapolis Colts 17
65,781 U Lucas Oil Stadium U Oct 2, 2022



17

Tennessee Titans	14	10	0	0	—	24
Indianapolis Colts	0	10	7	0	—	17

SCORING DRIVES

TEAM	QTR	TIME	SCORING PLAY	TEN	IND
Titans	1	08:00	R.Woods 7 yd. pass from R.Tannehill (R.Bullock kick) (5-32, 2:47)	7	0
Titans	1	03:46	D.Henry 19 yd. run (R.Bullock kick) (6-75, 3:19)	14	0
Colts	2	13:25	C.McLaughlin 27 yd. Field Goal (11-66, 5:21)	14	3
Titans	2	09:39	R.Bullock 44 yd. Field Goal (9-41, 3:46)	17	3
Titans	2	07:40	C.Okonkwo 8 yd. pass from R.Tannehill (R.Bullock kick) (5-28, 1:54)	24	3
Colts	2	02:13	M.Alie-Cox 14 yd. pass from M.Ryan (C.McLaughlin kick) (9-75, 5:27)	24	10
Colts	3	07:26	M.Alie-Cox 7 yd. pass from M.Ryan (C.McLaughlin kick) (8-67, 5:09)	24	17

TENNESSEE TITANS

PASSING	ATT	CP	YDS	SK/YD	TD	LG	INT	RTG
Ryan Tannehill	21	17	137	3/21	2	23	0	125.6
TOTAL	21	17	137	3/21	2	23	0	125.6

RUSHING	ATT	YDS	AVG	LG	TD
Derrick Henry	22	114	5.2	19t	1
Ryan Tannehill	5	9	1.8	9	0
Treyton Burks	1	4	4.0	4	0
TOTAL	28	127	4.5	19T	1

RECEIVING	NO	YDS	AVG	LG	TD
Robert Woods	4	30	7.5	10	1
Dontrell Hilliard	4	18	4.5	8	0
Chig Okonkwo	3	38	12.7	23	1
Derrick Henry	3	33	11.0	22	0
Treyton Burks	2	14	7.0	8	0
Austin Hooper	1	4	4.0	4	0
TOTAL	17	137	8.1	23	2

TOP DEFENSE	TOT	SOLO	AST	SCK	YDS	INT
Dylan Cole	7	5	2	0.0	0.0	0
Roger McCreary	7	5	2	0.0	0.0	0
David Long Jr.	7	4	3	0.0	0.0	0

FIELD GOALS	FGM/FGA	PERCENT	RESULTS
Randy Bullock	1-1	100.0	44G
TOTAL	1-1	100.0	

INDIANAPOLIS COLTS

PASSING	ATT	CP	YDS	SK/YD	TD	LG	INT	RTG
Matt Ryan	37	27	356	3/29	2	44	1	109.7
TOTAL	37	27	356	3/29	2	44	1	109.7

RUSHING	ATT	YDS	AVG	LG	TD
Jonathan Taylor	20	42	2.1	11	0
Nyheim Hines	1	0	0.0	0	0
Matt Ryan	2	-4	-2.0	2	0
TOTAL	23	38	1.7	11	0

RECEIVING	NO	YDS	AVG	LG	TD
Mo Alie-Cox	6	85	14.2	34	2
Alec Pierce	4	80	20.0	44	0
Kylen Granson	4	62	15.5	20	0
Parris Campbell	4	43	10.8	20	0
Michael Pittman Jr.	3	31	10.3	14	0
Ashton Dulin	2	18	9.0	10	0
Nyheim Hines	2	3	1.5	6	0
Jelani Woods	1	33	33.0	33	0
Jonathan Taylor	1	1	1.0	1	0
TOTAL	27	356	13.2	44	2

TOP DEFENSE	TOT	SOLO	AST	SCK	YDS	INT
Zaire Franklin	15	8	7	0.0	0.0	0
Bobby Okereke	8	5	3	0.0	0.0	0
Kenny Moore II	5	3	2	0.0	0.0	0

FIELD GOALS	FGM/FGA	PERCENT	RESULTS
Chase McLaughlin	1-2	50.0	27G, 51WL
TOTAL	1-2	50.0	

Indianapolis fell to 1-2-1 following a 24-17 loss against the Tennessee Titans at Lucas Oil Stadium. The Titans took at 24-10 halftime lead after scoring on four of their first five possessions in the first half. Ryan Tannehill threw two touchdown passes while Derrick Henry scored on a 19-yard run. Randy Bullock also added a 44-yard field goal. The Colts found the scoreboard in the second quarter on a Chase McLaughlin 27-yard field goal. Two possessions later Mo Alie-Cox found the end zone on a 14-yard reception. Alie-Cox notched his second touchdown of the game on the team's first drive of the third quarter to cut Tennessee's lead to 24-17. The Colts defense did not allow a point in the second half, but a comeback fell short as Indianapolis was not able to get in the end zone to tie the game. Quarterback Matt Ryan completed 27-of-37 passes for 356 yards, two touchdowns, and one interception for a 109.7 passer rating. Alie-Cox led the team with six receptions for 85 yards and two scores while Jonathan Taylor paced the team with 20 carries for 42 yards. Defensively, Zaire Franklin totaled a single-game career-best 15 tackles while Grover Stewart, Kwity Paye, and Dayo Odeyngbo each tallied 1.0 sack each.

TEAM STATISTICS

	TITANS	COLTS
First Downs	19	21
3rd-Down Eff. (Made/Att/Pct)	5/12/42%	7/13/54%
4th-Down Eff. (Made/Att/Pct)	0/0/0%	0/0/0%
Total Net Yards	243	365
Total Plays	52	63
Yards Per Play	4.7	5.8
Rushes/Net Yards	28/127	23/38
Net Passing	116	327
Pass Attempts/Completions	21/17	37/27
Had Intercepted	0	1
Sacked/Yards Lost	3/21	3/29
Punts/Average	4/52.0	2/33.5
Penalties/Yards	6/40	7/50
Fumbles/Lost	0/0	3/2
Possession Time	26:03	33:57

2022 GAME SUMMARIES



12

WEEK 5

Indianapolis Colts 12, Denver Broncos 9 (OT)

76,667 U Empower Field at Mile High U Oct 6, 2022



9

Indianapolis Colts	0	3	3	3	3	—	12
Denver Broncos	3	3	3	0	0	—	9

SCORING DRIVES

TEAM	QTR	TIME	SCORING PLAY	IND	DEN
Broncos	1	09:28	B.McManus 33 yd. Field Goal (10-49, 4:09)	0	3
Broncos	2	10:58	B.McManus 44 yd. Field Goal (10-40, 4:14)	0	6
Colts	2	00:12	C.McLaughlin 52 yd. Field Goal (14-52, 3:36)	3	6
Colts	3	08:51	C.McLaughlin 51 yd. Field Goal (9-34, 3:57)	6	6
Broncos	3	03:19	B.McManus 45 yd. Field Goal (4-0, 0:19)	6	9
Colts	4	00:05	C.McLaughlin 31 yd. Field Goal (10-67, 2:08)	9	9
Colts	OT	05:50	C.McLaughlin 48 yd. Field Goal (8-45, 4:10)	12	9

INDIANAPOLIS COLTS

PASSING	ATT	CP	YDS	SK/YD	TD	LG	INT	RTG
Matt Ryan	41	26	251	6/51	0	21	2	60.1
TOTAL	41	26	251	6/51	0	21	2	60.1

RUSHING	ATT	YDS	AVG	LG	TD
Deon Jackson	13	62	4.8	17	0
Phillip Lindsay	11	40	3.6	15	0
Nyheim Hines	1	3	3.0	3	0
Matt Ryan	1	1	1.0	1	0
TOTAL	26	106	4.1	17	0

RECEIVING	NO	YDS	AVG	LG	TD
Alec Pierce	8	81	10.1	17	0
Michael Pittman Jr.	5	59	11.8	19	0
Deon Jackson	4	29	7.3	21	0
Phillip Lindsay	3	14	4.7	7	0
Parris Campbell	2	22	11.0	12	0
Ashton Dulin	1	18	18.0	18	0
Kylen Granson	1	16	16.0	16	0
Mo Alie-Cox	1	7	7.0	7	0
Nyheim Hines	1	5	5.0	5	0
TOTAL	26	251	9.7	21	0

TOP DEFENSE	TOT	SOLO	AST	SCK	YDS	INT
Bobby Okereke	9	6	3	0.0	0.0	0
Zaire Franklin	9	4	5	0.0	0.0	0
DeForest Buckner	8	4	4	2.0	13.0	0

FIELD GOALS	FGM/FGA	PERCENT	RESULTS
Chase McLaughlin	4-4	100.0	52G, 51G, 31G, 48G
TOTAL	4-4	100.0	

DENVER BRONCOS

PASSING	ATT	CP	YDS	SK/YD	TD	LG	INT	RTG
Russell Wilson	39	21	274	4/24	0	51	2	54.9
TOTAL	39	21	274	4/24	0	51	2	54.9

RUSHING	ATT	YDS	AVG	LG	TD
Melvin Gordon III	15	54	3.6	17	0
Mike Boone	7	38	5.4	18	0
Russell Wilson	4	22	5.5	18	0
Montrell Washington	1	9	9.0	9	0
Devine Ozigbo	1	2	2.0	2	0
TOTAL	28	125	4.5	18	0

RECEIVING	NO	YDS	AVG	LG	TD
Courtland Sutton	5	74	14.8	51	0
Eric Saubert	5	36	7.2	10	0
Jerry Jeudy	3	53	17.7	37	0
Melvin Gordon III	3	49	16.3	24	0
Mike Boone	3	47	15.7	34	0
KJ Hamler	1	10	10.0	10	0
Albert Okwuegbunam	1	5	5.0	5	0
TOTAL	21	274	13.0	51	0

TOP DEFENSE	TOT	SOLO	AST	SCK	YDS	INT
Alex Singleton	9	5	4	0.0	0.0	0
Bradley Chubb	7	4	3	2.5	13.5	0
Pat Surtain II	7	4	3	0.0	0.0	0

FIELD GOALS	FGM/FGA	PERCENT	RESULTS
Brandon McManus	3-4	75.0	33G, 44G, 34B, 45G
TOTAL	3-4	75.0	

TEAM STATISTICS

	COLTS	BRONCOS
First Downs	19	18
3rd-Down Eff. (Made/Att/Pct)	4/16/25%	2/15/13%
4th-Down Eff. (Made/Att/Pct)	0/0/0%	1/2/50%
Total Net Yards	306	375
Total Plays	73	71
Yards Per Play	4.2	5.3
Rushes/Net Yards	26/106	28/125
Net Passing	200	250
Pass Attempts/Completions	41/26	39/21
Held Intercepted	2	2
Sacked/Yards Lost	6/51	4/24
Punts/Average	7/44.3	5/45.8
Penalties/Yards	8/64	7/49
Fumbles/Lost	4/0	2/0
Possession Time	34:36	32:51

The Colts improved to 2-2-1 following a 12-9 overtime victory against the Denver Broncos on Thursday Night Football. It marked the first time Indianapolis won a game without scoring a touchdown since Week 1 of 2003. Denver jumped out to a 6-0 following a Brandon McManus 33-yard field goal in the first quarter and a 44-yard conversion in the second quarter. Chase McLaughlin gave the Colts their first points with a 52-yard conversion with 12 seconds remaining in the second quarter to cut the Broncos lead to 6-3 at halftime. Both teams traded field goals in the third quarter as Denver maintained its three-point lead into the final stanza. On the last drive of regulation, McLaughlin converted his third field goal of the game from 31 yards to bring the game to overtime. After winning the toss, Indianapolis drove 45 yards in eight plays to set up a 48-yard field goal and a three-point advantage. On the Broncos ensuing possession, Russell Wilson drove the team 70 yards to the Colts five-yard line. On fourth down, Wilson's pass was broken up in the end zone by Stephon Gilmore to seal the win. Matt Ryan completed 26-of-41 passes for 251 yards and two interceptions for a 60.1 passer rating. Deon Jackson led the team in rushing with 13 carries for 62 yards while rookie Alec Pierce led the team in receiving with eight receptions for 81 yards. Defensively, the Colts recorded 4.0 sacks led by DeForest Buckner (2.0) and Yannick Ngakoue (1.5). Gilmore finished with five tackles, one interception and two passes defensed.

2022 GAME SUMMARIES



27

WEEK 6

Jacksonville Jaguars 27, Indianapolis Colts 34
65,749 U Lucas Oil Stadium U Oct 16, 2022



34

Jacksonville Jaguars	7	7	7	6	—	27
Indianapolis Colts	0	13	6	15	—	34

SCORING DRIVES

TEAM	QTR	TIME	SCORING PLAY	JAX	IND
Jaguars	1	03:48	T.Lawrence 1 yd. run (R.Patterson kick) (6-56, 3:30)	7	0
Colts	2	13:56	C.McLaughlin 28 yd. Field Goal (13-67, 4:52)	7	3
Jaguars	2	11:27	J.Hasty 61 yd. run (R.Patterson kick) (4-75, 2:29)	14	3
Colts	2	02:06	P.Campbell 4 yd. pass from M.Ryan (C.McLaughlin kick) (8-54, 4:28)	14	10
Colts	2	00:21	C.McLaughlin 42 yd. Field Goal (9-37, 1:10)	14	13
Jaguars	3	10:55	T.Lawrence 2 yd. run (R.Patterson kick) (7-75, 4:05)	21	13
Colts	3	05:44	D.Jackson 3 yd. run (pass failed) (10-75, 5:11)	21	19
Colts	4	12:47	J.Woods 10 yd. pass from M.Ryan (C.McLaughlin kick) (9-66, 3:22)	21	26
Jaguars	4	02:44	C.Kirk 4 yd. pass from T.Lawrence (pass failed) (18-84, 10:03)	27	26
Colts	4	00:17	A.Pierce 32 yd. pass from M.Ryan (P.Lindsay run) (11-66, 2:27)	27	34

JACKSONVILLE JAGUARS

PASSING	ATT	CP	YDS	SK/YD	TD	LG	INT	RTG
Trevor Lawrence	22	20	165	4/29	1	22	0	113.1
TOTAL	22	20	165	4/29	1	22	0	113.1

RUSHING	ATT	YDS	AVG	LG	TD
Travis Etienne Jr.	10	86	8.6	48	0
Ja'Mycal Hasty	3	57	19.0	61t	1
James Robinson	12	54	4.5	14	0
Trevor Lawrence	6	23	3.8	13	2
Jamal Agnew	1	19	19.0	19	0
Christian Kirk	1	4	4.0	4	0
TOTAL	33	243	7.4	61T	3

RECEIVING	NO	YDS	AVG	LG	TD
Zay Jones	5	42	8.4	18	0
Evan Engram	5	40	8.0	16	0
Christian Kirk	4	24	6.0	12	1
Travis Etienne Jr.	2	22	11.0	22	0
Tim Jones	1	20	20.0	20	0
Luke Farrell	1	11	11.0	11	0
Jamal Agnew	1	5	5.0	5	0
James Robinson	1	1	1.0	1	0
TOTAL	20	165	8.3	22	1

TOP DEFENSE	TOT	SOLO	AST	SCK	YDS	INT
Foyesade Oluokun	12	6	6	0.0	0.0	0
Shaquill Griffin	9	7	2	0.0	0.0	0
Andre Cisco	9	6	3	0.0	0.0	0

FIELD GOALS	FGM/FGA	PERCENT	RESULTS
	No Field Goals		

INDIANAPOLIS COLTS

PASSING	ATT	CP	YDS	SK/YD	TD	LG	INT	RTG
Matt Ryan	58	42	389	0/0	3	32t	0	107.6
TOTAL	58	42	389	0/0	3	32T	0	107.6

RUSHING	ATT	YDS	AVG	LG	TD
Deon Jackson	12	42	3.5	11	1
Phillip Lindsay	3	7	2.3	3	0
Matt Ryan	1	-4	-4.0	-4	0
TOTAL	16	45	2.8	11	1

RECEIVING	NO	YDS	AVG	LG	TD
Michael Pittman Jr.	13	134	10.3	20	0
Deon Jackson	10	79	7.9	22	0
Parris Campbell	7	57	8.1	15	1
Kylen Granson	4	38	9.5	17	0
Alec Pierce	3	49	16.3	32t	1
Phillip Lindsay	3	5	1.7	5	0
Jelani Woods	2	27	13.5	17	1
TOTAL	42	389	9.3	32T	3

TOP DEFENSE	TOT	SOLO	AST	SCK	YDS	INT
Bobby Okereke	13	8	5	0.0	0.0	0
Zaire Franklin	11	7	4	0.0	0.0	0
Rodney Thomas II	7	4	3	0.0	0.0	0

FIELD GOALS	FGM/FGA	PERCENT	RESULTS
Chase McLaughlin	2-2	100.0	28G, 42G
TOTAL	2-2	100.0	

TEAM STATISTICS

	JAGUARS	COLTS
First Downs	25	29
3rd-Down Eff. (Made/Att/Pct)	5/10/50%	10/15/67%
4th-Down Eff. (Made/Att/Pct)	1/2/50%	0/0/0%
Total Net Yards	379	434
Total Plays	59	74
Yards Per Play	6.4	5.9
Rushes/Net Yards	33/243	16/45
Net Passing	136	389
Pass Attempts/Completions	22/20	58/42
Had Intercepted	0	0
Sacked/Yards Lost	4/29	0/0
Punts/Average	3/50.3	3/36.7
Penalties/Yards	4/44	7/52
Fumbles/Lost	2/1	2/0
Possession Time	31:11	28:49

The Colts improved to 3-2-1 following a 34-27 victory against AFC South rival, Jacksonville at Lucas Oil Stadium. The Jaguars jumped to a 14-3 lead in the second quarter following a one-yard touchdown run from Trevor Lawrence and a 61-yard scoring run from Ja'Mycal Hasty. Indianapolis wide receiver Parris Campbell found the end zone with 2:06 remaining in the first half to cut the Jacksonville lead to 14-10. On Indy's ensuing possession, Chase McLaughlin notched his second field goal of the game to cut the Jaguars advantage to one at halftime. Jacksonville regained the lead in the third quarter when Lawrence rushed for his second touchdown at the 10:55 mark. The Colts responded on their next drive with a Deon Jackson three-yard rushing touchdown and then took the lead when Jelani Woods caught a 10-yard touchdown from Matt Ryan at the start of the fourth quarter. The Jaguars gained a 27-26 advantage with 2:44 remaining in the game on a Christian Kirk four-yard touchdown reception. Matt Ryan then drove Indianapolis 66 yards on their final possession and capped his 45th career game-winning drive with a 32-yard touchdown pass to Alec Pierce. Ryan set a career-high with 42 completions while throwing for 389 yards and three touchdowns. Jackson led the Colts in rushing with 12 carries for 42 yards and added 10 receptions for 79 yards. Michael Pittman Jr. led the team in receiving with career highs in receptions (13) and receiving yards (134). Defensively, Indianapolis logged 4.0 sacks while Bobby Okereke led the team with 13 tackles.

2022 GAME SUMMARIES



10

Indianapolis Colts
Tennessee Titans

WEEK 7
Indianapolis Colts 10, Tennessee Titans 19
69,459 🍷 Nissan Stadium 🍷 Oct 23, 2022



19

0 0 7 3 — 10
3 10 0 6 — 19

SCORING DRIVES

TEAM	QTR	TIME	SCORING PLAY	IND	TEN
Titans	1	04:03	R.Bullock 27 yd. Field Goal (11-62, 5:32)	0	3
Titans	2	09:25	A.Adams 76 yd. interception return (R.Bullock kick)	0	10
Titans	2	01:57	R.Bullock 28 yd. Field Goal (8-52, 3:44)	0	13
Colts	3	04:07	P.Campbell 4 yd. pass from M.Ryan (C.McLaughlin kick)(12-58, 6:20)	7	13
Titans	4	13:47	R.Bullock 38 yd. Field Goal (11-55, 5:20)	7	16
Colts	4	08:31	C.McLaughlin 50 yd. Field Goal (8-24, 2:35)	10	16
Titans	4	04:47	R.Bullock 48 yd. Field Goal (9-41, 3:44)	10	19

INDIANAPOLIS COLTS

PASSING	ATT	CP	YDS	SK/YD	TD	LG	INT	RTG
Matt Ryan	44	33	243	3/16	1	20	2	76.2
TOTAL	44	33	243	3/16	1	20	2	76.2

RUSHING	ATT	YDS	AVG	LG	TD
Jonathan Taylor	10	58	5.8	14	0
Deon Jackson	2	3	1.5	4	0
Nyheim Hines	4	2	0.5	2	0
Matt Ryan	1	2	2.0	2	0
TOTAL	17	65	3.8	14	0

RECEIVING	NO	YDS	AVG	LG	TD
Parris Campbell	10	70	7.0	11	1
Jonathan Taylor	7	27	3.9	9	0
Michael Pittman Jr.	6	58	9.7	14	0
Nyheim Hines	5	41	8.2	14	0
Alec Pierce	3	37	12.3	20	0
Kylen Granson	1	6	6.0	6	0
Jelani Woods	1	4	4.0	4	0
TOTAL	33	243	7.4	20	1

TOP DEFENSE	TOT	SOLO	AST	SCK	YDS	INT
Grover Stewart	12	7	5	0.0	0.0	0
Bobby Okereke	10	6	4	0.0	0.0	0
Zaire Franklin	7	4	3	0.0	0.0	0

FIELD GOALS	FGM/FGA	PERCENT	RESULTS
Chase McLaughlin	1-1	100.0	50G
TOTAL	1-1	100.0	

TENNESSEE TITANS

PASSING	ATT	CP	YDS	SK/YD	TD	LG	INT	RTG
Ryan Tannehill	20	13	132	2/16	0	27	0	83.8
TOTAL	20	13	132	2/16	0	27	0	83.8

RUSHING	ATT	YDS	AVG	LG	TD
Derrick Henry	30	128	4.3	23	0
Ryan Tannehill	4	6	1.5	8	0
Dontrell Hilliard	1	4	4.0	4	0
TOTAL	35	138	3.9	23	0

RECEIVING	NO	YDS	AVG	LG	TD
Austin Hooper	3	56	18.7	23	0
Robert Woods	3	26	8.7	13	0
Derrick Henry	3	10	3.3	9	0
Cody Hollister	2	32	16.0	27	0
Hassan Haskins	1	5	5.0	5	0
Mason Kinsey	1	3	3.0	3	0
TOTAL	13	132	10.2	27	0

TOP DEFENSE	TOT	SOLO	AST	SCK	YDS	INT
Amari Hooker	10	9	1	0.0	0.0	0
Andrew Adams	10	6	4	0.0	0.0	1
David Long Jr.	8	5	3	0.0	0.0	1

FIELD GOALS	FGM/FGA	PERCENT	RESULTS
Randy Bullock	4-4	100.0	27G, 28G, 38G, 48G
TOTAL	4-4	100.0	

The Colts were defeated by the Tennessee Titans, 19-10, to fall to 3-3-1 on the season. Following a Titans field goal on their second possession of the game, Colts quarterback Matt Ryan threw an interception which was returned 76 yards for a Tennessee touchdown. The Titans added a 28-yard field goal with 1:57 remaining in the second quarter to take a 13-0 halftime lead. Indianapolis found the scoreboard in the third quarter following a Parris Campbell four-yard touchdown reception. Both teams traded field goals at the start of the fourth quarter before Randy Bullock added his fourth field goal of the game to solidify the Titans victory. Ryan completed 33-of-44 passes for 243 yards, one touchdown, and two interceptions for a 76.2 passer rating. Jonathan Taylor led the team in rushing with 10 carries for 58 yards while Parris Campbell set a single-game career-high in receptions (10) totaling 70 yards. Defensively, Grover Stewart had 12 tackles (six solo) while Yannick Ngakoue and Kenny Moore II each recorded 1.0 sack.

TEAM STATISTICS

	COLTS	TITANS
First Downs	17	16
3rd-Down Eff. (Made/Att/Pct)	4/13/31%	5/12/42%
4th-Down Eff. (Made/Att/Pct)	1/1/100%	0/0/0%
Total Net Yards	292	254
Total Plays	64	57
Yards Per Play	4.6	4.5
Rushes/Net Yards	17/65	35/138
Net Passing	227	116
Pass Attempts/Completions	44/33	20/13
Had Intercepted	2	0
Sacked/Yards Lost	3/16	2/16
Punts/Average	5/35.2	3/54.7
Penalties/Yards	4/28	2/15
Fumbles/Lost	1/1	1/1
Possession Time	28:27	31:33

2022 GAME SUMMARIES



WEEK 8

Washington Commanders 17, Indianapolis Colts 16
65,515 Lucas Oil Stadium Oct 30, 2022



Washington Commanders	0	7	0	10	—	17
Indianapolis Colts	0	3	3	10	—	16

SCORING DRIVES

TEAM	QTR	TIME	SCORING PLAY	WAS	IND
Colts	2	14:13	C.McLaughlin 46 yd. Field Goal (11-64, 6:04)	0	3
Commanders	2	10:55	A.Gibson 9 yd. pass from T.Heinicke (J.Slye kick) (6-75, 3:18)	7	3
Colts	3	07:13	C.McLaughlin 39 yd. Field Goal (10-29, 4:58)	7	6
Colts	4	12:32	C.McLaughlin 20 yd. Field Goal (7-80, 3:40)	7	9
Colts	4	11:12	N.Hines 6 yd. run (C.McLaughlin kick) (2-24, 1:11)	7	16
Commanders	4	04:55	J.Slye 28 yd. Field Goal (12-82, 6:17)	10	16
Commanders	4	00:22	T.Heinicke 1 yd. run (J.Slye kick) (9-89, 2:17)	17	16

WASHINGTON COMMANDERS

PASSING	ATT	CP	YDS	SK/YD	TD	LG	INT	RTG
Taylor Heinicke	31	23	279	2/13	1	42	1	98.7
TOTAL	31	23	279	2/13	1	42	1	98.7

RUSHING	ATT	YDS	AVG	LG	TD
Taylor Heinicke	6	29	4.8	9	1
Curtis Samuel	4	29	7.3	11	0
Brian Robinson Jr.	8	20	2.5	7	0
Antonio Gibson	7	19	2.7	5	0
J.D. McKissic	2	6	3.0	4	0
Terry McLaurin	1	-7	-7.0	-7	0
TOTAL	28	96	3.4	11	1

RECEIVING	NO	YDS	AVG	LG	TD
Antonio Gibson	7	58	8.3	18	1
Terry McLaurin	6	113	18.8	42	0
Curtis Samuel	3	50	16.7	20	0
J.D. McKissic	3	14	4.7	7	0
Cam Sims	1	21	21.0	21	0
Armani Rogers	1	13	13.0	13	0
John Bates	1	6	6.0	6	0
Dax Milne	1	4	4.0	4	0
TOTAL	23	279	12.1	42	1

TOP DEFENSE	TOT	SOLO	AST	SCK	YDS	INT
Jonathan Allen	9	7	2	1.0	6.0	0
Bobby McCain	8	6	2	0.0	0.0	0
Benjamin St-Juste	7	6	1	0.0	0.0	0

FIELD GOALS	FGM/FGA	PERCENT	RESULTS
Joey Slye	1-1	100.0	28G
TOTAL	1-1	100.0	

The Colts fell to 3-4-1 after being defeated by the Washington Commanders, 17-16, at Lucas Oil Stadium. After a scoreless first quarter, the Colts found the scoreboard first with a 46-yard field goal from Chase McLaughlin in the second stanza. Washington countered with a nine-yard touchdown reception from Antonio Gibson at the 10:55 mark to give the Commanders a 7-3 halftime lead. McLaughlin added his second field goal of the game in the third quarter and split the uprights again from 20 yards at the 12:32 mark in the fourth quarter to give Indianapolis a 9-7 advantage. On the Commanders next possession, Shaquille Leonard intercepted a pass which set up a Nyheim Hines six-yard touchdown run. Washington converted a field goal with 4:55 remaining and got the ball back with 2:39 left in the game. Terry McLaurin caught a 33-yard pass, which set up the game-winning one-yard quarterback sneak from Taylor Heinicke with 22 seconds remaining in the contest. In his first start, quarterback Sam Ehlinger completed 17-of-23 passes for 201 yards for a 100.1 passer rating. Jonathan Taylor led the team in rushing with 16 carries for 76 yards while Michael Pittman Jr. contributed with seven receptions for 53 yards. Defensively, Kenny Moore II led with nine tackles, while DeForest Buckner, Yannick Ngakoue, and Tyquan Lewis all contributed with sacks.

INDIANAPOLIS COLTS

PASSING	ATT	CP	YDS	SK/YD	TD	LG	INT	RTG
Sam Ehlinger	23	17	201	2/12	0	47	0	100.1
TOTAL	23	17	201	2/12	0	47	0	100.1

RUSHING	ATT	YDS	AVG	LG	TD
Jonathan Taylor	16	76	4.8	27	0
Parris Campbell	1	28	28.0	28	0
Nyheim Hines	5	20	4.0	9	1
Sam Ehlinger	6	15	2.5	7	0
Deon Jackson	1	-4	-4.0	-4	0
TOTAL	29	135	4.7	28	1

RECEIVING	NO	YDS	AVG	LG	TD
Michael Pittman Jr.	7	53	7.6	16	0
Alec Pierce	3	65	21.7	47	0
Kylen Granson	3	11	3.7	15	0
Parris Campbell	2	43	21.5	38	0
Nyheim Hines	2	29	14.5	22	0
TOTAL	17	201	11.8	47	0

TOP DEFENSE	TOT	SOLO	AST	SCK	YDS	INT
Kenny Moore II	9	6	3	0.0	0.0	0
Zaire Franklin	8	6	2	0.0	0.0	0
Grover Stewart	8	6	2	0.0	0.0	0

FIELD GOALS	FGM/FGA	PERCENT	RESULTS
Chase McLaughlin	3-3	100.0	46G, 39G, 20G
TOTAL	3-3	100.0	

TEAM STATISTICS

	COMMANDERS	COLTS
First Downs	20	15
3rd-Down Eff. (Made/Att/Pct)	2/12/17%	5/12/42%
4th-Down Eff. (Made/Att/Pct)	2/3/67%	0/0/0%
Total Net Yards	362	324
Total Plays	61	54
Yards Per Play	5.9	6.0
Rushes/Net Yards	28/96	29/135
Net Passing	266	189
Pass Attempts/Completions	31/23	23/17
Had Intercepted	1	0
Sacked/Yards Lost	2/13	2/12
Punts/Average	6/49.0	4/56.8
Penalties/Yards	3/52	3/25
Fumbles/Lost	0/0	2/2
Possession Time	30:40	29:20

2022 GAME SUMMARIES



3

WEEK 9

Indianapolis Colts 3, New England Patriots 26
65,878 U Gillette Stadium U Nov 6, 2022



26

Indianapolis Colts	0	0	3	0	—	3
New England Patriots	0	13	3	10	—	26

SCORING DRIVES

TEAM	QTR	TIME	SCORING PLAY	IND	NE
Patriots	2	13:30	N.Folk 49 yd. Field Goal (6-42, 2-46)	0	3
Patriots	2	08:50	N.Folk 43 yd. Field Goal (7-19, 3:00)	0	6
Patriots	2	06:12	R.Stevenson 3 yd. pass from M.Jones (N.Folk kick) (2-2, 0:46)	0	13
Colts	3	08:00	C.McLaughlin 40 yd. Field Goal (8-18, 4:40)	3	13
Patriots	3	04:17	N.Folk 43 yd. Field Goal (9-42, 3:43)	3	16
Patriots	4	10:10	N.Folk 28 yd. Field Goal (10-35, 4:45)	3	19
Patriots	4	03:59	Jo.Jones 17 yd. interception return (N.Folk kick)	3	26

INDIANAPOLIS COLTS

PASSING	ATT	CP	YDS	SK/YD	TD	LG	INT	RTG
Sam Ehlinger	29	15	103	9/60	0	23	1	45.6
TOTAL	29	15	103	9/60	0	23	1	45.6

RUSHING	ATT	YDS	AVG	LG	TD
Sam Ehlinger	5	39	7.8	19	0
Deon Jackson	11	23	2.1	5	0
Jordan Wilkins	3	13	4.3	5	0
Phillip Lindsay	1	2	2.0	2	0
Parris Campbell	1	1	1.0	1	0
Kylen Granson	1	0	0.0	0	0
TOTAL	22	78	3.5	19	0

RECEIVING	NO	YDS	AVG	LG	TD
Jordan Wilkins	4	15	3.8	9	0
Michael Pittman Jr.	3	22	7.3	10	0
Parris Campbell	2	15	7.5	11	0
Mo Alie-Cox	2	13	6.5	8	0
Deon Jackson	2	13	6.5	8	0
Alec Pierce	1	23	23.0	23	0
Jelani Woods	1	2	2.0	2	0
TOTAL	15	103	6.9	23	0

TOP DEFENSE	TOT	SOLO	AST	SCK	YDS	INT
Kwity Paye	8	7	1	1.0	6.0	0
DeForest Buckner	7	4	3	1.0	4.0	0
Zaier Franklin	6	5	1	0.5	2.5	0

FIELD GOALS	FGM/FGA	PERCENT	RESULTS
Chase McLaughlin	1-2	50.0	39WL, 40G
TOTAL	1-2	50.0	

NEW ENGLAND PATRIOTS

PASSING	ATT	CP	YDS	SK/YD	TD	LG	INT	RTG
Mac Jones	30	20	147	4/14	1	30	0	89.2
TOTAL	30	20	147	4/14	1	30	0	89.2

RUSHING	ATT	YDS	AVG	LG	TD
Rhamondre Stevenson	15	60	4.0	16	0
J.J. Taylor	10	9	0.9	5	0
Jakobi Meyers	1	2	2.0	2	0
Kendrick Bourne	1	1	1.0	1	0
Mac Jones	1	-2	-2.0	-2	0
TOTAL	28	70	2.5	16	0

RECEIVING	NO	YDS	AVG	LG	TD
Jakobi Meyers	5	42	8.4	17	0
Hunter Henry	4	50	12.5	30	0
Jonnu Smith	3	21	7.0	24	0
Kendrick Bourne	3	11	3.7	10	0
Rhamondre Stevenson	3	10	3.3	5	1
J.J. Taylor	1	8	8.0	8	0
Tyquan Thornton	1	5	5.0	5	0
TOTAL	20	147	7.4	30	1

TOP DEFENSE	TOT	SOLO	AST	SCK	YDS	INT
Ja'Whaun Bentley	9	5	4	1.0	5.0	0
Josh Uche	6	5	1	3.0	11.0	0
Matthew Judon	6	4	2	3.0	20.0	0

FIELD GOALS	FGM/FGA	PERCENT	RESULTS
Nick Folk	4-4	100.0	49G, 43G, 43G, 28G
TOTAL	4-4	100.0	

The Colts fell to 3-5-1 after being defeated by the New England Patriots, 26-3, at Gillette Stadium. New England took a 13-0 halftime lead on two field goals and a Mac Jones three-yard touchdown pass following a blocked punt. Colts kicker Chase McLaughlin tallied Indy's only points on a 40-yard field goal at the eight-minute mark in the third quarter. The Patriots added two more field goals and an interception return for a touchdown to close out the game. In his second start at quarterback, Sam Ehlinger completed 15-of-29 passes for 103 yards and one interception for a 45.6 passer rating. Defensively, Kwity Paye led the team with eight tackles while adding 1.0 sack. Bobby Okereke contributed with four tackles, one forced fumble, and one fumble recovery.

TEAM STATISTICS

	COLTS	PATRIOTS
First Downs	8	11
3rd-Down Eff. (Made/Att/Pct)	0/4/0%	6/17/35%
4th-Down Eff. (Made/Att/Pct)	0/2/0%	0/0/0%
Total Net Yards	121	203
Total Plays	60	62
Yards Per Play	2.0	3.3
Rushes/Net Yards	22/78	28/70
Net Passing	43	133
Pass Attempts/Completions	29/15	30/20
Had Intercepted	1	0
Sacked/Yards Lost	9/60	4/14
Punts/Average	9/38.7	7/38.7
Penalties/Yards	2/15	4/35
Fumbles/Lost	0/0	2/1
Possession Time	28:54	31:06

2022 GAME SUMMARIES



25

WEEK 10

Indianapolis Colts 25, Las Vegas Raiders 20
62,197 U Allegiant Stadium U Nov 13, 2022



20

Indianapolis Colts	7	6	6	6	—	25
Las Vegas Raiders	0	7	7	6	—	20

SCORING DRIVES

TEAM	QTR	TIME	SCORING PLAY	IND	LV
Colts	1	03:17	M.Ryan 1 yd. run (C.McLaughlin kick) (11-70, 6:34)	7	0
Colts	2	12:38	C.McLaughlin 48 yd. Field Goal (10-50, 4:46)	10	0
Raiders	2	00:58	F.Moreau 4 yd. pass from D.Carr (D.Carlson kick) (12-79, 5:40)	10	7
Colts	2	00:00	C.McLaughlin 48 yd. Field Goal (7-45, 0:58)	13	7
Raiders	3	01:51	J.Jacobs 1 yd. run (D.Carlson kick) (12-62, 7:11)	13	14
Colts	3	01:01	J.Taylor 66 yd. run (pass failed) (2-70, 0:50)	19	14
Raiders	4	11:36	D.Adams 49 yd. pass from D.Carr (pass failed) (3-49, 0:56)	19	20
Colts	4	05:07	P.Campbell 35 yd. pass from M.Ryan (pass failed) (5-82, 2:53)	25	20

INDIANAPOLIS COLTS

PASSING	ATT	CP	YDS	SK/YD	TD	LG	INT	RTG
Matt Ryan	28	21	222	1/14	1	35t	0	109.5
TOTAL	28	21	222	1/14	1	35T	0	109.5

RUSHING	ATT	YDS	AVG	LG	TD
Jonathan Taylor	22	147	6.7	66t	1
Matt Ryan	4	38	9.5	39	1
Jordan Wilkins	3	18	6.0	9	0
Zack Moss	1	4	4.0	4	0
TOTAL	30	207	6.9	66T	2

RECEIVING	NO	YDS	AVG	LG	TD
Parris Campbell	7	76	10.9	35t	1
Michael Pittman Jr.	7	53	7.6	18	0
Kylen Granson	4	57	14.3	32	0
Jonathan Taylor	2	16	8.0	12	0
Keke Coutee	1	20	20.0	20	0
TOTAL	21	222	10.6	35T	1

TOP DEFENSE	TOT	SOLO	AST	SCK	YDS	INT
Zaire Franklin	10	7	3	0.0	0.0	0
Bobby Okereke	9	6	3	0.0	0.0	0
Rodney McLeod Jr.	7	6	1	0.0	0.0	0

FIELD GOALS	FGM/FGA	PERCENT	RESULTS
Chase McLaughlin	2-3	66.7	48G, 48G, 48RU
TOTAL	2-3	66.0	

LAS VEGAS RAIDERS

PASSING	ATT	CP	YDS	SK/YD	TD	LG	INT	RTG
Derek Carr	38	24	248	2/16	2	48t	0	99.5
TOTAL	38	24	248	2/16	2	48T	0	99.5

RUSHING	ATT	YDS	AVG	LG	TD
Josh Jacobs	21	78	3.7	22	1
Mack Hollins	1	0	0.0	0	0
Zamir White	2	-1	-0.5	1	0
TOTAL	24	77	3.2	22	1

RECEIVING	NO	YDS	AVG	LG	TD
Davante Adams	9	126	14.0	48t	1
Josh Jacobs	6	28	4.7	9	0
Ameer Abdullah	4	33	8.3	14	0
Foster Moreau	3	43	14.3	21	1
Mack Hollins	2	18	9.0	12	0
TOTAL	24	248	10.3	48T	2

TOP DEFENSE	TOT	SOLO	AST	SCK	YDS	INT
Maxx Crosby	10	4	6	1.0	14.0	0
Sam Webb	8	6	2	0.0	0.0	0
Jayon Brown	8	4	4	0.0	0.0	0

FIELD GOALS	FGM/FGA	PERCENT	RESULTS
	No Field Goals		

The Colts defeated the Las Vegas Raiders, 25-20, at Allegiant Stadium as Interim Head Coach Jeff Saturday earned his first win in the role. Indianapolis took a 7-0 lead in the first quarter following a Matt Ryan one-yard touchdown run. Chase McLaughlin notched his first field goal of the game to put the Colts up 10 points before Fabian Moreau put the Raiders on the board with a four-yard touchdown reception in the second quarter. On Indy's ensuing possession, Ryan drove the Colts 45 yards in 58 seconds to set up McLaughlin's 48-yard field goal as time expired for a 13-7 halftime lead. Las Vegas running back Josh Jacobs put the Raiders ahead following a one-yard touchdown run, however 50 seconds later, Jonathan Taylor broke loose for a 66-yard touchdown run to put the Colts up 19-14. Las Vegas answered again in the fourth quarter with a Davante Adams 48-yard touchdown reception. Down one point, Ryan found wide receiver Parris Campbell for a 35-yard touchdown grab, which sealed the win, 25-20. Ryan completed 21-of-28 passes for 222 yards and one touchdown for a 109.5 passer rating. Taylor led the team in rushing with 22 carries for 147 yards and a score while Parris Campbell led the Colts in receiving with seven receptions for 76 yards and one touchdown. Defensively, Zaire Franklin led the unit with 10 tackles (seven solo), while Stephon Gilmore posted five tackles (two solo) and two passes defended, one of which came on the final play in the end zone.

TEAM STATISTICS

	COLTS	RAIDERS
First Downs	20	18
3rd-Down Eff. (Made/Att/Pct)	6/11/55%	5/13/38%
4th-Down Eff. (Made/Att/Pct)	0/0/0%	1/3/33%
Total Net Yards	415	309
Total Plays	59	64
Yards Per Play	7.0	4.8
Rushes/Net Yards	30/207	24/77
Net Passing	208	232
Pass Attempts/Completions	28/21	38/24
Had Intercepted	0	0
Sacked/Yards Lost	1/14	2/16
Punts/Average	3/47.7	5/58.8
Penalties/Yards	4/25	10/74
Fumbles/Lost	2/1	0/0
Possession Time	29:01	30:59

2022 GAME SUMMARIES



17

WEEK 11

Philadelphia Eagles 17, Indianapolis Colts 16
66,241 U Lucas Oil Stadium U Nov 20, 2022



16

Philadelphia Eagles	0	3	0	14	—	17
Indianapolis Colts	7	3	3	3	—	16

SCORING DRIVES

TEAM	QTR	TIME	SCORING PLAY	PHI	IND
Colts	1	09:37	J.Taylor 1 yd. run (C.McLaughlin kick) (10-75, 5:23)	0	7
Eagles	2	04:50	J.Elliott 22 yd. Field Goal (15-54, 7:08)	3	7
Colts	2	00:13	C.McLaughlin 51 yd. Field Goal (5-22, 1:30)	3	10
Colts	3	13:14	C.McLaughlin 36 yd. Field Goal (4-5, 1:35)	3	13
Eagles	4	13:31	G.Watkins 22 yd. pass from J.Hurts (J.Elliott kick) (5-60, 2:04)	10	13
Colts	4	04:37	C.McLaughlin 37 yd. Field Goal (11-47, 4:57)	10	16
Eagles	4	01:20	J.Hurts 7 yd. run (J.Elliott kick) (11-75, 3:17)	17	16

PHILADELPHIA EAGLES

PASSING	ATT	CP	YDS	SK/YD	TD	LG	INT	RTG
Jalen Hurts	25	18	190	3/17	1	29	0	107.1
TOTAL	25	18	190	3/17	1	29	0	107.1

RUSHING	ATT	YDS	AVG	LG	TD
Jalen Hurts	16	86	5.4	23	1
Miles Sanders	13	47	3.6	10	0
Boston Scott	3	8	2.7	3	0
Kenneth Gainwell	1	0	0.0	0	0
TOTAL	33	141	4.3	23	1

RECEIVING	NO	YDS	AVG	LG	TD
DeVonta Smith	6	78	13.0	24	0
A.J. Brown	5	60	12.0	29	0
Quez Watkins	2	31	15.5	22t	1
Boston Scott	2	4	2.0	5	0
Zach Pascal	1	9	9.0	9	0
Jack Stoll	1	7	7.0	7	0
Miles Sanders	1	1	1.0	1	0
TOTAL	18	190	10.6	29	1

TOP DEFENSE	TOT	SOLO	AST	SCK	YDS	INT
C.J. Gardner-Johnson	11	11	0	0.0	0.0	0
T.J. Edwards	10	6	4	0.0	0.0	0
Kyair White	6	4	2	0.0	0.0	0

FIELD GOALS	FGM/FGA	PERCENT	RESULTS
Jake Elliott	1-1	100.0	2/2G
TOTAL	1-1	100.0	

INDIANAPOLIS COLTS

PASSING	ATT	CP	YDS	SK/YD	TD	LG	INT	RTG
Matt Ryan	32	23	213	4/28	0	31	0	89.7
TOTAL	32	23	213	4/28	0	31	0	89.7

RUSHING	ATT	YDS	AVG	LG	TD
Jonathan Taylor	22	84	3.8	28	1
Zack Moss	2	7	3.5	7	0
Deon Jackson	1	7	7.0	7	0
Matt Ryan	1	1	1.0	1	0
TOTAL	26	99	3.8	28	1

RECEIVING	NO	YDS	AVG	LG	TD
Michael Pittman Jr.	6	75	12.5	24	0
Parris Campbell	5	67	13.4	31	0
Deon Jackson	4	3	0.8	5	0
Alec Pierce	3	28	9.3	17	0
Jonathan Taylor	3	10	3.3	9	0
Kylen Granson	1	16	16.0	16	0
Mo Alie-Cox	1	14	14.0	14	0
TOTAL	23	213	9.3	31	0

TOP DEFENSE	TOT	SOLO	AST	SCK	YDS	INT
Zaire Franklin	13	5	8	0.5	3.0	0
Bobby Okereke	9	4	5	0.0	0.0	0
Rodney McLeod Jr.	6	3	3	0.0	0.0	0

FIELD GOALS	FGM/FGA	PERCENT	RESULTS
Chase McLaughlin	3-4	75.0	51G, 36G, 50WR, 37G
TOTAL	3-4	75.0	

The Colts fell to 4-6-1 after being defeated by the Philadelphia Eagles, 17-16, at Lucas Oil Stadium. Indianapolis held the Eagles to their fewest amount of first half points and took a 10-3 halftime advantage following a Jonathan Taylor one-yard touchdown run and a Chase McLaughlin 51-yard field goal. Following a turnover on Philadelphia's opening drive of the third quarter, McLaughlin added his second field goal from 36 yards to give the Colts a 10-point lead. The Eagles found the end zone at the start of the fourth quarter with a 22-yard touchdown catch from Quez Watkins. McLaughlin added his third field goal before Jalen Hurts put Philadelphia ahead with a seven-yard touchdown with 1:20 remaining which proved to be the game-winner. Matt Ryan completed 23-of-32 passes for 213 yards while Jonathan Taylor led the team in rushing with 22 carries for 84 yards and one score. Defensively, Zaire Franklin led the team with 12 tackles (five solo) with half a sack and one forced fumble.

TEAM STATISTICS

EAGLES

COLTS

First Downs	18	14
3rd-Down Eff. (Made/Att/Pct)	5/12/42%	5/15/33%
4th-Down Eff. (Made/Att/Pct)	1/2/50%	0/1/0%
Total Net Yards	314	284
Total Plays	61	62
Yards Per Play	5.1	4.6
Rushes/Net Yards	33/141	26/99
Net Passing	173	185
Pass Attempts/Completions	25/18	32/23
Had Intercepted	0	0
Sacked/Yards Lost	3/17	4/28
Punts/Average	4/41.8	4/52.0
Penalties/Yards	7/55	8/90
Fumbles/Lost	4/2	2/1
Possession Time	29:22	30:38

2022 GAME SUMMARIES



24

WEEK 12

Pittsburgh Steelers 24, Indianapolis Colts 17
65,982 U Lucas Oil Stadium U Nov 28, 2022



17

Pittsburgh Steelers	3	13	0	8	—	24
Indianapolis Colts	0	3	14	0	—	17

SCORING DRIVES

TEAM	QTR	TIME	SCORING PLAY	PIT	IND
Steelers	1	09:27	M.Wright 45 yd. Field Goal (10-48, 5:33)	3	0
Steelers	2	14:09	M.Wright 52 yd. Field Goal (8-27, 3:51)	6	0
Steelers	2	07:46	N.Harris 6 yd. run (M.Wright kick) (10-79, 5:31)	13	0
Colts	2	03:48	C.McLaughlin 51 yd. Field Goal (10-42, 3:58)	13	3
Steelers	2	00:56	M.Wright 25 yd. Field Goal (12-68, 2:52)	16	3
Colts	3	13:04	J.Taylor 2 yd. run (C.McLaughlin kick) (4-19, 1:58)	16	10
Colts	3	00:16	M.Pittman 6 yd. pass from M.Ryan (C.McLaughlin kick) (6-55, 2:41)	16	17
Steelers	4	09:55	B.Snell 2 yd. run (K.Pickett-G.Pickens pass) (11-75, 5:21)	24	17

PITTSBURGH STEELERS

PASSING	ATT	CP	YDS	SK/YD	TD	LG	INT	RTG
Kenny Pickett	28	20	174	3/23	0	35	0	87.5
TOTAL	28	20	174	3/23	0	35	0	87.5

RUSHING	ATT	YDS	AVG	LG	TD
Benny Snell Jr.	12	62	5.2	16	1
Najee Harris	10	35	3.5	8	1
Kenny Pickett	6	32	5.3	9	0
Anthony McFarland Jr.	6	30	5.0	14	0
Gunner Olszewski	1	9	9.0	9	0
Derek Watt	1	4	4.0	4	0
TOTAL	36	172	4.8	16	2

RECEIVING	NO	YDS	AVG	LG	TD
Diontae Johnson	5	49	9.8	11	0
George Pickens	3	57	19.0	35	0
Pat Freiermuth	3	39	13.0	17	0
Anthony McFarland Jr.	2	11	5.5	12	0
Steven Sims	2	9	4.5	6	0
Benny Snell Jr.	1	6	6.0	6	0
Najee Harris	1	4	4.0	4	0
Cody White	1	2	2.0	2	0
Derek Watt	1	1	1.0	1	0
Zach Gentry	1	-4	-4.0	-4	0
TOTAL	20	174	8.7	35	0

TOP DEFENSE	TOT	SOLO	AST	SCK	YDS	INT
Devin Bush	8	2	6	0.0	0.0	0
Minkah Fitzpatrick	7	5	2	0.0	0.0	0
Myles Jack	7	5	2	0.0	0.0	0

FIELD GOALS	FGM/FGA	PERCENT	RESULTS
Matthew Wright	3-3	100.0	45G, 52G, 25G
TOTAL	3-3	100.0	

INDIANAPOLIS COLTS

PASSING	ATT	CP	YDS	SK/YD	TD	LG	INT	RTG
Matt Ryan	34	22	199	3/19	1	28	1	77.9
TOTAL	34	22	199	3/19	1	28	1	77.9

RUSHING	ATT	YDS	AVG	LG	TD
Jonathan Taylor	20	86	4.3	13	1
Matt Ryan	4	22	5.5	14	0
Zack Moss	1	2	2.0	2	0
TOTAL	25	110	4.4	14	1

RECEIVING	NO	YDS	AVG	LG	TD
Jelani Woods	8	98	12.3	28	0
Michael Pittman Jr.	7	61	8.7	28	1
Jonathan Taylor	3	12	4.0	9	0
Mo Alie-Cox	2	14	7.0	11	0
Parris Campbell	2	14	7.0	8	0
TOTAL	22	199	9.0	28	1

TOP DEFENSE	TOT	SOLO	AST	SCK	YDS	INT
Zaire Franklin	11	5	6	0.0	0.0	0
Kenny Moore II	10	7	3	0.0	0.0	0
Stephon Gilmore	7	4	3	0.0	0.0	0

FIELD GOALS	FGM/FGA	PERCENT	RESULTS
Chase McLaughlin	1-2	50.0	51G, 59G
TOTAL	1-2	50.0	

The Colts fell to 4-7-1 after being defeated by the Pittsburgh Steelers, 24-17, at Lucas Oil Stadium. After falling behind 13-0 in the second quarter, Indianapolis found the scoreboard on a Chase McLaughlin 51-yard field goal. Pittsburgh added its third field goal of the game to take a 16-3 halftime advantage. After an 89-yard kickoff return from Dallas Flowers, Jonathan Taylor scored from two yards out to cut the Steelers lead to 16-10 in the third quarter. Michael Pittman Jr. then caught his lone touchdown of the game two drives later to give the Colts their first lead, 17-16. Pittsburgh regained the lead with a two-yard touchdown run from Benny Snell Jr. with 9:55 remaining in the contest which proved to be the game-winner. Matt Ryan completed 22-of-34 passes for 199 yards, one touchdown, and one interception for a 77.9 passer rating. Taylor led the team in rushing with 20 carries for 86 yards and one score while rookie Jelani Woods compiled his best game of the season, catching eight passes for 98 yards. Defensively, Zaire Franklin led Indianapolis with 11 tackles (five solo) while defensive end Yannick Ngakoue recorded four tackles and 2.0 sacks.

TEAM STATISTICS

STEELERS

COLTS

First Downs	22	19
3rd-Down Eff. (Made/Att/Pct)	7/14/50%	3/12/25%
4th-Down Eff. (Made/Att/Pct)	0/0/0%	2/3/67%
Total Net Yards	323	290
Total Plays	67	62
Yards Per Play	4.8	4.7
Rushes/Net Yards	36/172	25/110
Net Passing	151	180
Pass Attempts/Completions	28/20	34/22
Had Intercepted	0	1
Sacked/Yards Lost	3/23	3/19
Punts/Average	4/45.5	3/50.0
Penalties/Yards	3/19	2/20
Fumbles/Lost	0/0	3/1
Possession Time	34:22	25:38

2022 GAME SUMMARIES



19

WEEK 13

Indianapolis Colts 19, Dallas Cowboys 54
93,086 U AT&T Stadium U Dec 4, 2022



54

Indianapolis Colts	10	3	6	0	—	19
Dallas Cowboys	7	14	0	33	—	54

SCORING DRIVES

TEAM	QTR	TIME	SCORING PLAY	IND	DAL
Colts	1	10:49	C.McLaughlin 52 yd. Field Goal (6-20, 2:42)	3	0
Cowboys	1	04:50	C.Lamb 20 yd. pass from D.Prescott (B.Maher kick) (12-73, 5:59)		7
Colts	1	02:37	A.Dulin 14 yd. pass from M.Ryan (C.McLaughlin kick) (5-79, 2:13)	10	7
Cowboys	2	10:16	T.Pollard 2 yd. run (B.Maher kick) (6-56, 2:58)		14
Colts	2	01:47	C.McLaughlin 34 yd. Field Goal (4-3, 0:57)	13	14
Cowboys	2	00:13	M.Gallup 13 yd. pass from D.Prescott (B.Maher kick) (5-26, 0:42)		21
Colts	3	03:43	A.Pierce 15 yd. pass from M.Ryan (pass failed) (15-90, 8:00)	19	21
Cowboys	4	13:52	M.Gallup 3 yd. pass from D.Prescott (B.Maher kick) (10-75, 4:51)		28
Cowboys	4	13:34	M.Hooker 38 yd. fumble return (pass failed)		34
Cowboys	4	09:46	T.Pollard 30 yd. run (kick blocked) (3-53, 1:17)		40
Cowboys	4	06:06	E.Elliott 4 yd. run (B.Maher kick) (5-72, 2:58)		47
Cowboys	4	02:25	M.Davis 23 yd. run (B.Maher kick) (3-29, 1:34)	19	54

INDIANAPOLIS COLTS

PASSING	ATT	CP	YDS	SK/YD	TD	LG	INT	RTG
Matt Ryan	37	21	233	3/30	2	45	3	59.9
TOTAL	37	21	233	3/30	2	45	3	59.9

RUSHING	ATT	YDS	AVG	LG	TD
Jonathan Taylor	21	82	3.9	19	0
Zack Moss	3	18	6.0	9	0
Deon Jackson	2	6	3.0	5	0
Parris Campbell	1	2	2.0	2	0
Matt Ryan	3	-2	-0.7	1	0
TOTAL	30	106	3.5	19	0

RECEIVING	NO	YDS	AVG	LG	TD
Alec Pierce	4	86	21.5	45	1
Parris Campbell	4	43	10.8	13	0
Kylen Granson	4	19	4.8	9	0
Jonathan Taylor	3	21	7.0	19	0
Jelani Woods	2	28	14.0	27	0
Michael Pittman Jr.	2	16	8.0	11	0
Ashton Dulin	1	14	14.0	14t	1
Mo Alie-Cox	1	6	6.0	6	0
TOTAL	21	233	11.1	45	2

TOP DEFENSE	TOT	SOLO	AST	SCK	YDS	INT
Zaire Franklin	10	6	4	0.0	0.0	0
Kwity Paye	9	6	3	1.0	5.0	0
Bobby Okereke	7	4	3	0.0	0.0	0

FIELD GOALS	FGM/FGA	PERCENT	RESULTS
Chase McLaughlin	2-2	100.0	52G, 34G
TOTAL	2-2	100.0	

The Colts lost to the Dallas Cowboys, 54-19, on Sunday Night Football to fall to 4-8-1 on the season. Indianapolis jumped out to a 10-7 lead in the first quarter following a 52-yard field goal from Chase McLaughlin and an Ashton Dulin 14-yard touchdown reception. Dallas regained the lead with a Tony Pollard two-yard touchdown run and, following a Colts field goal, converted a Matt Ryan interception into a Michael Gallup 13-yard touchdown reception for a 21-13 halftime lead. Indianapolis scored the only points in the third quarter when Alec Pierce caught a 15-yard touchdown pass. The momentum shifted when the Colts turned the ball over on four consecutive possessions in the fourth quarter which were all converted into Cowboys touchdowns. Matt Ryan completed 21-of-37 passes for 233 yards, two touchdowns, and three interceptions for a 59.9 passer rating. Jonathan Taylor led with 21 carries for 82 yards while Pierce led the team in receiving with four receptions for 86 yards and one score. Defensively, Zaire Franklin led the team with 10 tackles (six solo) while Stephon Gilmore added six tackles and one interception.

DALLAS COWBOYS

PASSING	ATT	CP	YDS	SK/YD	TD	LG	INT	RTG
Dak Prescott	30	20	170	1/5	3	22	1	100.7
TOTAL	30	20	170	1/5	3	22	1	100.7

RUSHING	ATT	YDS	AVG	LG	TD
Tony Pollard	12	91	7.6	30t	2
Ezekiel Elliott	17	77	4.5	22	1
Malik Davis	3	29	9.7	23t	1
CeeDee Lamb	2	23	11.5	14	0
TOTAL	34	220	6.5	30t	4

RECEIVING	NO	YDS	AVG	LG	TD
CeeDee Lamb	5	71	14.2	22	1
Michael Gallup	4	23	5.8	13t	2
Ezekiel Elliott	3	14	4.7	11	0
Dalton Schultz	2	33	16.5	22	0
Noah Brown	2	15	7.5	9	0
Tony Pollard	2	15	7.5	10	0
Jake Ferguson	2	-1	-0.5	4	0
TOTAL	20	170	8.5	22	3

TOP DEFENSE	TOT	SOLO	AST	SCK	YDS	INT
Jayron Kearse	8	7	1	0.0	0.0	0
Donovan Wilson	8	7	1	1.0	9.0	0
DaRon Bland	8	5	3	0.0	0.0	2

FIELD GOALS	FGM/FGA	PERCENT	RESULTS
			No Field Goals

TEAM STATISTICS

	COLTS	COWBOYS
First Downs	18	23
3rd-Down Eff. (Made/Att/Pct)	4/13/31%	7/13/54%
4th-Down Eff. (Made/Att/Pct)	3/3/100%	1/1/100%
Total Net Yards	309	385
Total Plays	70	65
Yards Per Play	4.4	5.9
Rushes/Net Yards	30/106	34/220
Net Passing	203	165
Pass Attempts/Completions	37/21	30/20
Had Intercepted	3	1
Sacked/Yards Lost	3/30	1/5
Punts/Average	3/39.7	4/49.5
Penalties/Yards	6/88	3/43
Fumbles/Lost	2/2	0/0
Possession Time	31:19	28:41

2022 GAME SUMMARIES



36

WEEK 15

Indianapolis Colts 36, Minnesota Vikings 39 (OT)
66,801 U.S. Bank Stadium Dec 17, 2022



39

Indianapolis Colts	17	16	3	0	0	—	36
Minnesota Vikings	0	0	14	22	3	—	39

SCORING DRIVES

TEAM	QTR	TIME	SCORING PLAY	IND	MIN
Colts	1	09:11	C.McLaughlin 26 yd. Field Goal (11-44, 5:49)	3	0
Colts	1	08:12	J.Domann 24 yd. return of blocked punt (C.McLaughlin kick)	10	0
Colts	1	03:51	D.Jackson 1 yd. pass from M.Ryan (C.McLaughlin kick) (7-66, 3:29)	17	0
Colts	2	13:07	C.McLaughlin 28 yd. Field Goal (6-21, 3:03)	20	0
Colts	2	10:41	C.McLaughlin 49 yd. Field Goal (4-0, 0:20)	23	0
Colts	2	05:50	J.Blackmon 17 yd. interception return (C.McLaughlin kick)	30	0
Colts	2	00:08	C.McLaughlin 27 yd. Field Goal (9-65, 3:52)	33	0
Vikings	3	08:22	K.Osborn 2 yd. pass from K.Cousins (G.Joseph kick) (7-88, 2:54)	33	7
Colts	3	04:53	C.McLaughlin 52 yd. Field Goal (6-26, 3:29)	36	7
Vikings	3	01:13	C.Ham 1 yd. run (G.Joseph kick) (8-75, 3:40)	36	14
Vikings	4	12:53	J.Jefferson 8 yd. pass from K.Cousins (G.Joseph kick) (6-61, 2:14)	36	21
Vikings	4	05:30	A.Thielen 1 yd. pass from K.Cousins (G.Joseph kick) (5-50, 1:36)	36	28
Vikings	4	02:15	D.Cook 64 yd. pass from K.Cousins (K.Cousins-T.Hockenson pass) (11-64, 0:13)	36	36
Vikings	OT	00:03	G.Joseph 40 yd. Field Goal (6-60, 1:38)	36	39

INDIANAPOLIS COLTS

PASSING	ATT	CP	YDS	SK/YD	TD	LG	INT	RTG
Matt Ryan	33	19	182	3/12	1	36	0	83.1
TOTAL	33	19	182	3/12	1	36	0	83.1

RUSHING	ATT	YDS	AVG	LG	TD
Zack Moss	24	81	3.4	11	0
Deon Jackson	13	55	4.2	16	0
Michael Pittman Jr.	2	30	15.0	19	0
Ashton Dulin	1	5	5.0	5	0
Matt Ryan	3	0	0.0	1	0
TOTAL	43	171	4.0	19	0

RECEIVING	NO	YDS	AVG	LG	TD
Michael Pittman Jr.	10	60	6.0	15	0
Kylen Granson	2	34	17.0	21	0
Ashton Dulin	2	25	12.5	13	0
Parris Campbell	2	13	6.5	7	0
Jelani Woods	1	36	36.0	36	0
Jonathan Taylor	1	13	13.0	13	0
Deon Jackson	1	1	1.0	1	1
TOTAL	19	182	9.6	36	1

TOP DEFENSE	TOT	SOLO	AST	SCK	YDS	INT
Bobby Okereke	12	6	6	0.0	0.0	0
Zaire Franklin	10	6	4	0.0	0.0	0
Stephon Gilmore	7	6	1	0.0	0.0	0

FIELD GOALS	FGM/FGA	PERCENT	RESULTS
Chase McLaughlin	5-5	100.0	26G, 28G, 49G, 27G, 52G
TOTAL	5-5	100.0	

MINNESOTA VIKINGS

PASSING	ATT	CP	YDS	SK/YD	TD	LG	INT	RTG
Kirk Cousins	54	34	460	7/34	4	64t	2	99.3
Ryan Wright	1	0	0	0/0	0	0	0	39.6
TOTAL	55	34	460	7/34	4	64t	2	97.5

RUSHING	ATT	YDS	AVG	LG	TD
Dalvin Cook	17	95	5.6	40	0
C.J. Ham	2	1	0.5	1	1
Alexander Mattison	2	1	0.5	1	0
Kirk Cousins	2	0	0.0	1	0
Jalen Reagor	1	-5	-5.0	-5	0
TOTAL	24	92	3.8	40	1

RECEIVING	NO	YDS	AVG	LG	TD
Justin Jefferson	12	123	10.3	20	1
K.J. Osborn	10	157	15.7	63	1
Dalvin Cook	4	95	23.8	64t	1
Adam Thielen	3	41	13.7	21	1
T.J. Hockenson	3	33	11.0	14	0
Jehmy Mundt	1	7	7.0	7	0
C.J. Ham	1	4	4.0	4	0
TOTAL	34	460	13.5	64t	4

TOP DEFENSE	TOT	SOLO	AST	SCK	YDS	INT
Eric Kendricks	12	7	5	1.0	8.0	0
Harrison Phillips	11	4	7	0.0	0.0	0
Brian Asamoah II	8	4	4	0.0	0.0	0

FIELD GOALS	FGM/FGA	PERCENT	RESULTS
Greg Joseph	1-1	100.0	
TOTAL	1-1	100.0	

The Minnesota Vikings completed the largest comeback win in NFL history after defeating the Colts, 39-36, in overtime. Indianapolis took at 33-0 lead in the first half following four field goals from Chase McLaughlin, a blocked punt returned for a touchdown by JoJo Domann, a Deon Jackson one-yard touchdown reception from Matt Ryan and a Julian Blackmon 17-yard interception return for a touchdown. The Vikings scored a touchdown on their second possession of the second half, but the Colts countered with McLaughlin's fifth field goal of the game. Minnesota then tallied four unanswered touchdowns, two of which included two-point conversions to bring the game into overtime. Both teams had an extra possession in the extra period before Vikings quarterback Kirk Cousins drove the team 60 yards in six plays to set up the game-winning 40-yard field goal. Ryan completed 19-of-33 passes for 182 yards and one touchdown while Zack Moss led the team in rushing with 24 carries for 81 yards. Defensively, the Colts tallied 7.0 sacks and forced three turnovers as Bobby Okereke led the unit with 12 tackles. McLaughlin finished with 18 points on five field goals and three extra points.

TEAM STATISTICS

	COLTS	VIKINGS
First Downs	20	32
3rd-Down Eff. (Made/Att/Pct)	6/19/32%	5/15/33%
4th-Down Eff. (Made/Att/Pct)	0/1/0%	0/3/0%
Total Net Yards	341	518
Total Plays	79	86
Yards Per Play	4.3	6.0
Rushes/Net Yards	43/171	24/92
Net Passing	170	426
Pass Attempts/Completions	33/19	55/34
Had Intercepted	0	2
Sacked/Yards Lost	3/12	7/34
Punts/Average	7/43.6	6/38.5
Penalties/Yards	11/103	9/74
Fumbles/Lost	3/1	1/1
Possession Time	36:37	33:20

2022 GAME SUMMARIES



20

WEEK 16

Los Angeles Chargers 20, Indianapolis Colts 3
65,576 Lucas Oil Stadium Dec 26, 2022



3

Los Angeles Chargers	0	10	3	7	—	20
Indianapolis Colts	0	3	0	0	—	3

SCORING DRIVES

TEAM	QTR	TIME	SCORING PLAY	LAC	IND
Chargers	2	08:41	A.Ekeler 1 yd. run (C.Dicker kick) (13-70, 7:26)	7	0
Colts	2	04:21	C.McLaughlin 46 yd. Field Goal (8-60, 4:20)	7	3
Chargers	2	00:00	C.Dicker 24 yd. Field Goal (13-69, 4:21)	10	3
Chargers	3	06:01	C.Dicker 21 yd. Field Goal (8-23, 4:02)	13	3
Chargers	4	08:20	A.Ekeler 1 yd. run (C.Dicker kick) (12-88, 6:33)	20	3

LOS ANGELES CHARGERS

PASSING	ATT	CP	YDS	SK/YD	TD	LG	INT	RTG
Justin Herbert	31	24	235	4/22	0	26	1	84.7
TOTAL	31	24	235	4/22	0	26	1	84.7

RUSHING	ATT	YDS	AVG	LG	TD
Austin Ekeler	18	67	3.7	16	2
Joshua Kelley	9	33	3.7	11	0
Justin Herbert	5	1	0.2	2	0
TOTAL	32	101	3.2	16	2

RECEIVING	NO	YDS	AVG	LG	TD
Keenan Allen	11	104	9.5	25	0
Mike Williams	4	76	19.0	26	0
Austin Ekeler	4	12	3.0	4	0
Joshua Palmer	2	16	8.0	8	0
Tre' McKitty	1	10	10.0	10	0
Joshua Kelley	1	9	9.0	9	0
Donald Parham Jr.	1	8	8.0	8	0
TOTAL	24	235	9.8	26	0

TOP DEFENSE	TOT	SOLO	AST	SCK	YDS	INT
Drue Tranquill	11	4	7	1.0	0.0	0
Michael Davis	7	5	2	0.0	0.0	1
Morgan Fox	6	5	1	2.0	8.0	0

FIELD GOALS	FGM/FGA	PERCENT	RESULTS
Cameron Dicker	2-2	100.0	24G, 21G
TOTAL	2-2	100.0	

INDIANAPOLIS COLTS

PASSING	ATT	CP	YDS	SK/YD	TD	LG	INT	RTG
Nick Foles	29	17	143	7/39	0	19	3	31.9
TOTAL	29	17	143	7/39	0	19	3	31.9

RUSHING	ATT	YDS	AVG	LG	TD
Zack Moss	12	65	5.4	14	0
Jordan Wilkins	1	4	4.0	4	0
Nick Foles	1	0	0.0	0	0
TOTAL	14	69	4.9	14	0

RECEIVING	NO	YDS	AVG	LG	TD
Michael Pittman Jr.	4	39	9.8	19	0
Jelani Woods	3	43	14.3	17	0
Alec Pierce	3	26	8.7	15	0
Deon Jackson	3	9	3.0	12	0
Parris Campbell	2	19	9.5	12	0
Zack Moss	1	5	5.0	5	0
Mo Alie-Cox	1	2	2.0	2	0
TOTAL	17	143	8.4	19	0

TOP DEFENSE	TOT	SOLO	AST	SCK	YDS	INT
Bobby Okereke	9	7	2	0.0	0.0	0
Julian Blackmon	9	5	4	0.0	0.0	0
Zaire Franklin	9	5	4	1.0	2.0	0

FIELD GOALS	FGM/FGA	PERCENT	RESULTS
Chase McLaughlin	1-1	100.0	46G
TOTAL	1-1	100.0	

The Colts lost their fifth consecutive game and fell to 4-10-1 on the season after being defeated by the Los Angeles Chargers, 20-3, at Lucas Oil Stadium. Following a scoreless first quarter, the Chargers took a 7-0 lead after Austin Ekeler scored on a one-yard rush. Chase McLaughlin notched the only points for Indianapolis with a 46-yard field goal at the 4:21 mark in the second quarter before Los Angeles closed the first half with a 24-yard field goal. The Chargers shutout the Colts, 10-0, in the second half on another field goal and Ekeler's second touchdown of the game. Nick Foles made his first start with the Colts and completed 17-of-29 passes for 143 yards. Zack Moss led the team with 65 rushing yards and rookie Jelani Woods caught three passes for 43 yards. Defensively, Zaire Franklin tied for the team lead with nine tackles while adding 1.0 sack.

TEAM STATISTICS

	CHARGERS	COLTS
First Downs	17	10
3rd-Down Eff. (Made/Att/Pct)	8/18/44%	0/10/0%
4th-Down Eff. (Made/Att/Pct)	1/1/100%	1/4/25%
Total Net Yards	314	173
Total Plays	67	50
Yards Per Play	4.7	3.5
Rushes/Net Yards	32/101	14/69
Net Passing	213	104
Pass Attempts/Completions	31/24	29/17
Had Intercepted	1	3
Sacked/Yards Lost	4/22	7/39
Punts/Average	4/38.3	3/48.7
Penalties/Yards	6/60	2/11
Fumbles/Lost	2/1	0/0
Possession Time	33:54	26:06

2022 GAME SUMMARIES



10

Indianapolis Colts
New York Giants

WEEK 17
Indianapolis Colts 10, New York Giants 38
77,399 U MetLife Stadium U Jan 1, 2023



38

3 0 7 0 — 10
0 24 7 7 — 38

SCORING DRIVES

TEAM	QTR	TIME	SCORING PLAY	IND	NYG
Colts	1	02:26	C. McLaughlin 23 yd. Field Goal (9-75, 5:50)	3	0
Giants	2	10:38	R. James 6 yd. pass from D. Jones (G. Gano kick) (11-71, 6:48)	3	7
Giants	2	04:21	I. Hodgins 6 yd. pass from D. Jones (G. Gano kick) (9-64, 4:49)	3	14
Giants	2	01:45	L. Collins 52 yd. interception return (G. Gano kick)	3	21
Giants	2	00:00	G. Gano 36 yd. Field Goal (9-43, 0:46)	3	24
Giants	3	10:40	D. Jones 18 yd. run (G. Gano kick) (8-62, 3:19)	3	31
Colts	3	02:08	M. Pittman 6 yd. pass from S. Ehlinger (C. McLaughlin kick) (16-68, 8:32)	10	31
Giants	4	11:57	D. Jones 10 yd. run (G. Gano kick) (8-70, 5:11)	10	38

INDIANAPOLIS COLTS

PASSING	ATT	CP	YDS	SK/YD	TD	LG	INT	RTG
Nick Foles	13	8	81	1/9	0	49	1	47.3
Sam Ehlinger	14	9	60	1/8	1	15	0	97.3
TOTAL	27	17	141	2/17	1	49	1	73.2

RUSHING	ATT	YDS	AVG	LG	TD
Zack Moss	15	74	4.9	12	0
Jordan Wilkins	6	23	3.8	7	0
Sam Ehlinger	1	12	12.0	12	0
Deon Jackson	3	10	3.3	4	0
Nick Foles	1	8	8.0	8	0
Parris Campbell	1	1	1.0	1	0
TOTAL	27	128	4.7	12	0

RECEIVING	NO	YDS	AVG	LG	TD
Michael Pittman Jr.	6	41	6.8	15	1
Parris Campbell	3	52	17.3	49	0
Jelani Woods	3	19	6.3	11	0
Alec Pierce	3	15	5.0	10	0
Jordan Wilkins	2	14	7.0	10	0
TOTAL	17	141	8.3	49	1

TOP DEFENSE	TOT	SOLO	AST	SCK	YDS	INT
Bobby Okereke	17	13	4	0.0	0.0	0
Zaire Franklin	10	7	3	0.0	0.0	0
Rodney Thomas II	7	6	1	0.0	0.0	0

FIELD GOALS	FGM/FGA	PERCENT	RESULTS
Chase McLaughlin	1-2	50.0	23G, 49WR
TOTAL	1-2	50.0	

NEW YORK GIANTS

PASSING	ATT	CP	YDS	SK/YD	TD	LG	INT	RTG
Daniel Jones	24	19	177	0/0	2	28	0	125.2
TOTAL	24	19	177	0/0	2	28	0	125.2

RUSHING	ATT	YDS	AVG	LG	TD
Daniel Jones	11	91	8.3	25	2
Matt Breida	9	59	6.6	18	0
Saquon Barkley	12	58	4.8	19	0
Gary Brightwell	5	9	1.8	6	0
TOTAL	37	217	5.9	25	2

RECEIVING	NO	YDS	AVG	LG	TD
Richie James	7	76	10.9	28	1
Isiah Hodgins	4	42	10.5	19	1
Daniel Bellinger	3	42	14.0	24	0
Darius Slayton	2	14	7.0	9	0
Saquon Barkley	2	-5	-2.5	-2	0
Matt Breida	1	8	8.0	8	0
TOTAL	19	177	9.3	28	2

TOP DEFENSE	TOT	SOLO	AST	SCK	YDS	INT
Jaylon Smith	9	5	4	0.0	0.0	0
Xavier McKinney	7	4	3	0.0	0.0	0
Dexter Lawrence II	5	4	1	1.0	8.0	0

FIELD GOALS	FGM/FGA	PERCENT	RESULTS
Graham Gano	1-1	100.0	36G
TOTAL	1-1	100.0	

The Colts fell to 4-11-1 after being defeated by the New York Giants, 38-10, at MetLife Stadium. Indianapolis took a 3-0 lead in the first quarter following a Chase McLaughlin 23-yard field goal. New York responded with 24 unanswered points in the second quarter on two Daniel Jones passing touchdowns, a Landon Collins interception return for a touchdown, and a Graham Gano 36-yard field goal. Colts quarterback Sam Ehlinger entered the game in the second half for an injured Nick Foles and threw his first career touchdown pass on a six-yard throw to Michael Pittman Jr. Jones added one more Giants touchdown on a 10-yard run in the fourth quarter to secure a 38-10 victory. Zack Moss led Indianapolis in rushing with 15 carries for 74 yards while Pittman contributed with six receptions for 41 yards and one score. Defensively, Bobby Okereke tallied 17 tackles (12 solo), 2.0 tackles for loss, and one forced fumble.

TEAM STATISTICS

	COLTS	GIANTS
First Downs	14	26
3rd-Down Eff. (Made/Att/Pct)	3/12/25%	4/7/57%
4th-Down Eff. (Made/Att/Pct)	2/2/100%	0/1/0%
Total Net Yards	252	394
Total Plays	56	61
Yards Per Play	4.5	6.5
Rushes/Net Yards	27/128	37/217
Net Passing	124	177
Pass Attempts/Completions	27/17	24/19
Held Intercepted	1	0
Sacked/Yards Lost	2/17	0/0
Punts/Average	4/36.8	1/47.0
Penalties/Yards	7/60	3/20
Fumbles/Lost	0/0	1/1
Fumbles/Time	28:24	31:36

2022 GAME SUMMARIES



32

WEEK 18

Houston Texans 32, Indianapolis Colts 31
63,655 Lucas Oil Stadium Jan 8, 2023



31

Houston Texans	10	7	7	8	—	32
Indianapolis Colts	7	0	14	10	—	31

SCORING DRIVES

TEAM	QTR	TIME	SCORING PLAY	HOU	IND
Texans	1	11:17	B.Cooks 11 yd. pass from D.Mills (K.Fairbairn kick) (7-75, 3:43)	7	0
Texans	1	09:40	K.Fairbairn 37 yd. Field Goal (4-1, 1:31)	10	0
Colts	1	03:56	M.Pittman 1 yd. pass from S.Ehlinger (C.McLaughlin kick) (11-75, 5:44)	10	7
Texans	2	10:30	J.Greenard 39 yd. interception return (K.Fairbairn kick)	17	7
Colts	3	06:40	Z.Moss 15 yd. run (C.McLaughlin kick) (5-49, 2:48)	17	14
Texans	3	03:51	J.Akins 19 yd. pass from D.Mills (K.Fairbairn kick) (5-75, 2:49)	24	14
Colts	3	00:52	R.McLeod 27 yd. interception return (C.McLaughlin kick)	24	21
Colts	4	10:30	M.Alie-Cox 4 yd. pass from S.Ehlinger (C.McLaughlin kick) (7-58, 4:30)	24	28
Colts	4	03:33	C.McLaughlin 54 yd. Field Goal (10-40, 5:24)	24	31
Texans	4	00:50	J.Akins 28 yd. pass from D.Mills (D.Mills-J.Akins pass) (14-83, 2:43)	32	31

HOUSTON TEXANS

PASSING	ATT	CP	YDS	SK/YD	TD	LG	INT	RTG
Davis Mills	38	22	298	1/10	3	52	2	87.4
Jeff Driskel	2	2	13	0/0	0	10	0	93.8
TOTAL	40	24	311	1/10	3	52	2	88.6

RUSHING	ATT	YDS	AVG	LG	TD
Dare Ogunbowale	11	33	3.0	11	0
Royce Freeman	7	15	2.1	7	0
Jeff Driskel	3	7	2.3	7	0
Davis Mills	1	6	6.0	6	0
Chris Moore	1	-2	-2.0	-2	0
TOTAL	23	59	2.6	11	0

RECEIVING	NO	YDS	AVG	LG	TD
Brandin Cooks	5	106	21.2	33	1
Dare Ogunbowale	5	5	1.0	6	0
Jordan Akins	4	70	17.5	28t	2
Teagan Quitoriano	3	83	27.7	52	0
Amari Rodgers	3	22	7.3	14	0
Chris Moore	2	22	11.0	12	0
Royce Freeman	1	2	2.0	2	0
Rex Burkhead	1	1	1.0	1	0
TOTAL	24	311	13.0	52	3

TOP DEFENSE	TOT	SOLO	AST	SCK	YDS	INT
Christian Harris	10	7	3	1.0	7.0	0
Jalen Pittre	8	7	1	0.0	0.0	0
Jonathan Owens	8	4	4	0.0	0.0	0

FIELD GOALS	FGM/FGA	PERCENT	RESULTS
Ka'imi Fairbairn	1-1	100.0	37G
TOTAL	1-1	100.0	

INDIANAPOLIS COLTS

PASSING	ATT	CP	YDS	SK/YD	TD	LG	INT	RTG
Sam Ehlinger	35	23	209	2/7	2	39	2	77.0
TOTAL	35	23	209	2/7	2	39	2	77.0

RUSHING	ATT	YDS	AVG	LG	TD
Zack Moss	18	114	6.3	34	1
Deon Jackson	8	35	4.4	13	0
Parris Campbell	1	26	26.0	26	0
Sam Ehlinger	5	21	4.2	8	0
Michael Pittman Jr.	1	0	0.0	0	0
TOTAL	33	196	5.9	34	1

RECEIVING	NO	YDS	AVG	LG	TD
Deon Jackson	6	75	12.5	27	0
Parris Campbell	6	42	7.0	39	0
Alec Pierce	3	42	14.0	18	0
Michael Pittman Jr.	3	30	10.0	23	1
Zack Moss	3	7	2.3	4	0
Jelani Woods	1	9	9.0	9	0
Mo Alie-Cox	1	4	4.0	4t	1
TOTAL	23	209	9.1	39	2

TOP DEFENSE	TOT	SOLO	AST	SCK	YDS	INT
Julian Blackmon	8	6	2	0.0	0.0	0
Rodney McLeod Jr.	8	4	4	0.0	0.0	1
E.J. Speed	8	4	4	0.0	0.0	0

FIELD GOALS	FGM/FGA	PERCENT	RESULTS
Chase McLaughlin	1-1	100.0	54G
TOTAL	1-1	100.0	

The Colts ended the 2022 season with a 4-12-1 record after being defeated by the Houston Texans, 32-31, at Lucas Oil Stadium. Houston took a 17-7 lead at halftime following a Brandin Cooks 11-yard touchdown reception, a 37-yard field goal, and a Jonathan Greenard 39-yard interception return for a touchdown. Indianapolis cut the score to three when Zack Moss found the end zone on a 15-yard run in the third quarter. Houston tallied its third touchdown of the game to take a 10-point advantage before the Colts posted 13 unanswered points on a Rodney McLeod 27-yard interception return for a touchdown, a Mo Alie-Cox four-yard touchdown reception, and a Chase McLaughlin 54-yard field goal. On their final possession of the game, the Texans drove 83 yards on 14 plays capped by Jordan Akins's 28-yard touchdown reception. Akins converted the ensuing two-point conversion to seal the victory. Sam Ehlinger completed 23-of-35 passes for 209 yards, two touchdowns, and two interceptions for a 77.0 passer rating. Moss tallied his first career 100-yard rushing game (114) while Deon Jackson caught six passes for 75 yards. Defensively, Zaire Franklin set the Colts single-season record for tackles (166), finishing with seven stops (five solo), 1.0 sack, 2.0 tackles for loss, and one forced fumble.

TEAM STATISTICS

	TEXANS	COLTS
First Downs	18	25
3rd-Down Eff. (Made/Att/Pct)	5/14/36%	4/13/31%
4th-Down Eff. (Made/Att/Pct)	2/2/100%	2/3/67%
Total Net Yards	360	398
Total Plays	64	70
Yards Per Play	5.6	5.7
Rushes/Net Yards	23/59	33/196
Net Passing	301	202
Pass Attempts/Completions	40/24	35/23
Had Intercepted	2	2
Sacked/Yards Lost	1/10	2/7
Punts/Average	4/42.5	2/58.5
Penalties/Yards	7/41	2/10
Fumbles/Lost	2/1	4/1
Possession Time	26:07	33:53

PLAYER PARTICIPATION



PLAYERS	@ HOU	@ JAX	KC	TEN	@ DEN	JAX	@ TEN	WAS	@ NE	@ LV	PHI	PIT	@ DAL	@ MIN	LAC	@ NYG	HOU	GP	GS	DNP	IN	
	9/11	9/18	9/25	10/2	10/6	10/16	10/23	10/30	11/6	11/13	11/20	11/28	12/4	12/17	12/26	1/1	1/8					
Tyrell Adams	^	^	^	^	^	^	^	^	^	^	PS	^	^	^	^	^	^	0	0	0	0	
McTelvin Agim	^	^	^	^	^	^	^	^	^	^	^	^	^	PS	PS	PS	PS	0	0	0	0	
Mo Aliche-Cox	TE	P	P	TE	TE	P	TE	TE	TE	TE	TE	TE	P	P	P	TE	TE	17	11	0	0	
Darrell Baker Jr.	NOT	PS	PS	PS	PS	PS	PS	PS	PS	PS	PS	PS	PS	P	PS	P	P	3	0	0	0	
Ben Banogu	P	P	P	P	P	P	P	P	P	P	P	P	P	N	P	P	P	16	0	0	1	
Rashod Berry	^	^	^	^	^	^	^	^	^	^	^	^	^	^	^	^	N	0	0	0	1	
Henry Black	NOT	PS	PS	PS	PS	PS	PS	PS	PS	PS	PS	PS	PS	PS	PS	PS	PS	0	0	0	0	
Julian Blackmon	FS	FS	FS	N	N	X	P	P	P	FS	FS	FS	CB	FS	CB	FS	FS	14	11	1	2	
Rodrigo Blankenship	P	NOTT	NOTT	NOTT	NOTT	NOTT	^	^	^	^	^	^	^	^	^	^	^	1	0	0	0	
Curtis Brooks	PS	PS	PS	PS	PS	PS	PS	PS	PS	PS	PS	PS	PS	PS	PS	NOT	NOT	NOT	0	0	0	0
Tony Brown	P	P	P	P	P	P	P	N	P	N	P	P	P	P	P	P	P	16	0	0	1	
DeForest Buckner	DT	DT	DT	P	DT	DT	DT	DT	DT	DT	DT	DT	DT	DT	DT	DT	DT	DT	17	16	0	0
Parris Campbell	WR	WR	WR	P	WR	WR	WR	WR	WR	WR	WR	WR	WR	WR	WR	WR	WR	WR	17	16	0	0
Kameron Cline	PS	PS	PS	PS	PS	PS	PS	PS	PS	PS	PS	PS	PS	PS	PS	P	P	3	0	0	0	
Keke Coutee	PS	P	PS	PS	PS	P	N	P	P	P	P	N	N	NOT	NOT	P	P	8	0	0	3	
Byron Cowart	P	P	P	P	P	P	P	P	P	P	P	P	P	P	P	P	P	17	0	0	0	
Nick Cross	SS	SS	P	P	P	P	P	P	P	P	P	P	P	P	P	P	P	16	2	0	1	
Marcel Dabo	PS	PS	PS	PS	PS	PS	PS	PS	PS	PS	PS	PS	PS	PS	PS	PS	PS	0	0	0	0	
Trevor Denbow	IR	IR	IR	IR	IR	IR	IR	IRD	P	N	N	PS	PS	PS	PS	PS	P	2	0	0	2	
JoJo Domann	P	P	P	P	P	P	N	P	P	P	P	P	P	P	P	P	P	16	0	0	1	
Ashton Dulin	P	WR	P	P	P	IR	IR	IR	IR	WR	P	P	P	P	P	N	P	12	2	0	1	
Sam Ehlinger	N	N	N	N	N	X	X	QB	QB	X	X	N	N	N	X	P	QB	4	3	6	7	
Brandon Facyon	P	P	CB	P	P	CB	P	P	P	P	P	P	P	GXGI	P	CB	CB	16	4	0	1	
Ethan Fernea	PS	PS	PS	PS	PS	PS	P	PS	PS	PS	PS	PS	PS	PS	PS	PS	PS	1	0	0	0	
Dallis Flowers	N	N	N	N	P	P	P	P	P	P	P	P	P	P	P	P	P	CB	13	1	0	4
Nick Foles	X	P	X	X	X	N	N	X	X	N	N	N	X	X	QB	QB	N	3	2	8	6	
Zaire Franklin	MLB	MLB	MLB	WLB	MLB	MLB	MLB	MLB	MLB	MLB	MLB	MLB	MLB	MLB	MLB	MLB	MLB	MLB	17	17	0	0
Wesley French	N	N	N	N	N	N	N	N	N	N	N	X	N	X	N	N	N	0	0	3	14	
Will Fries	P	X	P	RG	P	P	P	P	P	RG	RG	RG	RG	RG	RG	RG	RG	RG	16	9	1	0
Jake Funk	^	^	^	^	^	^	^	^	^	PS	PS	PS	PS	PS	PS	PS	P	1	0	0	0	
Stephon Gilmore	CB	CB	CB	CB	CB	CB	CB	CB	CB	CB	CB	CB	CB	CB	CB	CB	CB	N	16	16	0	1
Kylen Granson	P	TE	TE	P	P	TE	P	P	P	P	N	TE	P	N	N	N	N	13	4	0	4	
Matt Haack	P	P	P	P	P	P	P	P	P	P	P	P	P	P	P	P	P	17	0	0	0	
Arlington Hamba	^	NOT	PS	PS	PS	PS	PS	PS	PS	PS	PS	PS	PS	PS	PS	PS	PS	0	0	0	0	
DeMichael Harris	NOT	NOT	NOT	NOT	NOT	NOT	PS	NOT	NOT	NOT	NOT	NOT	NOT	NOT	NOT	NOT	NOT	0	0	0	0	
Lucas Havrisik	^	PS	NOT	NOT	NOT	NOT	NOT	NOT	NOT	NOT	NOT	NOT	NOT	NOT	NOT	NOT	NOT	0	0	0	0	
Nyheim Hines	P	RB	RB	RB	RB	RB	N	P	NOT	NOT	NOT	NOT	NOT	NOT	NOT	NOT	NOT	7	4	0	1	
Deon Jackson	P	P	P	P	P	RB	P	P	RB	N	P	P	P	P	P	P	P	16	2	0	1	
Eric Johnson II	P	P	P	P	P	N	N	P	P	P	P	P	P	P	P	P	N	14	0	0	3	
Nikola Kalinic	PS	PS	PS	PS	PS	PS	PS	PS	PS	P	TE	P	PS	TE	P	P	P	7	2	0	0	
Khalid Kareem	^	^	^	^	^	^	^	^	^	^	^	N	N	P	P	P	P	4	0	0	2	
Dennis Kelly	P	X	P	P	P	P	LT	LT	P	P	P	P	RT	P	P	P	P	16	3	1	0	
Ryan Kelly	C	C	C	C	C	C	C	C	C	C	C	C	C	C	C	C	C	C	17	17	0	0
Shaquille Leonard	N	N	N	MLB	N	N	N	N	P	P	IR	IR	IR	IR	IR	IR	IR	IR	3	1	0	6
Tyquan Lewis	P	P	P	DT	N	DE	DE	DE	IR	IR	IR	IR	IR	IR	IR	IR	IR	7	4	0	1	
Phillip Lindsay	PS	PS	PS	PS	P	P	PS	PS	P	NOT	NOT	NOT	NOT	NOT	NOT	NOT	NOT	3	0	0	0	
Cameron McGrone	^	^	^	^	^	^	^	^	^	^	^	^	^	^	^	N	N	1	0	0	2	
Chase McLaughlin	^	P	P	P	P	P	P	P	P	P	P	P	P	P	P	P	P	16	0	0	0	
Rodney McLeod Jr.	P	P	SS	SS	SS	SS	SS	SS	SS	SS	SS	SS	SS	SS	SS	SS	SS	SS	17	15	0	0
D.J. Montgomery	NOT	NOT	NOT	NOT	NOT	NOT	NOT	NOT	NOT	NOT	NOT	NOT	NOT	NOT	NOT	NOT	PS	0	0	0	0	
Kenny Moore II	CB	CB	CB	CB	CB	CB	CB	CB	CB	CB	CB	CB	CB	N	N	N	N	IR	12	12	0	4
Zack Moss	^	^	^	^	^	^	^	^	N	P	P	P	P	P	P	RB	RB	RB	8	3	0	1
Jordan Murray	PS	PS	PS	PS	PS	PS	PS	PS	PS	PS	PS	PS	PS	PS	PS	PS	PS	0	0	0	0	
Quenton Nelson	LG	LG	LG	LG	LG	LG	LG	LG	LG	LG	LG	LG	LG	LG	LG	LG	LG	LG	17	17	0	0
Yannick Ngakoue	DE	DE	DE	DE	DE	DE	DE	DE	DE	DE	DE	DE	DE	DE	DE	IR	IR	15	15	0	0	
Ty Nsekhe	^	^	^	^	^	PS	NOT	NOT	NOT	NOT	NOT	NOT	NOT	NOT	NOT	NOT	NOT	0	0	0	0	
Carter O'Donnell	IR	IR	IR	IR	IR	IR	IR	IR	IR	IR	IR	IR	IR	IR	IR	IR	IR	IR	0	0	0	0
Ifeadi Odenigbo	P	P	P	P	P	P	P	P	P	P	P	N	P	P	NOT	NOT	NOT	13	0	0	1	
Dayo Odeyngbo	P	P	P	P	P	P	P	P	P	P	DE	DE	P	P	P	DE	DE	17	4	0	0	
Drew Ogletree	IR	IR	IR	IR	IR	IR	IR	IR	IR	IR	IR	IR	IR	IR	IR	IR	IR	IR	0	0	0	0
Bobby Okereke	WLB	WLB	WLB	P	WLB	WLB	WLB	WLB	WLB	WLB	WLB	WLB	WLB	WLB	WLB	WLB	WLB	WLB	16	16	0	0
Segun Oluibi	^	PS	PS	PS	PS	PS	PS	PS	PS	PS	PS	PS	PS	PS	PS	P	P	2	0	0	0	
Dezmon Patmon	N	P	N	N	PS	PS	X	PS	PS	PS	PS	PS	PS	PS	PS	PS	PS	1	0	1	3	
Kwity Paye	DE	DE	DE	DE	DE	N	N	N	DE	DE	N	N	DE	DE	DE	DE	DE	DE	12	12	0	5
Alec Pierce	WR	N	P	WR	WR	WR	WR	WR	WR	WR	P	P	WR	WR	WR	WR	P	WR	16	12	0	1

PLAYER PARTICIPATION



Danny Pinter	RG	RG	RG	P	P	P	P	P	P	P	P	P	P	P	P	P	P	P	P	P	17	3	0	0	
Michael Pittman Jr.	WR	<i>N</i>	WR	WR	WR	WR	WR	WR	WR	WR	WR	WR	WR	WR	WR	WR	WR	WR	WR	WR	16	16	0	1	
D'Vonte Price	<i>PS</i>	<i>PS</i>	<i>PS</i>	<i>PS</i>	<i>PS</i>	P	<i>PS</i>	<i>PS</i>	<i>PS</i>	<i>PSI</i>	<i>PSI</i>	<i>PSI</i>	<i>PSI</i>	<i>PSI</i>	<i>PSI</i>	<i>PSI</i>	<i>PSI</i>	<i>PSI</i>	<i>PSI</i>	<i>PSI</i>	1	0	0	0	
Matt Pryor	LT	LT	LT	LT	RT	RG	RG	RG	RG	P	<i>N</i>	P	P	P	P	P	P	P	P	P	16	9	0	1	
Bernhard Raimann	P	P	<i>N</i>	P	LT	LT	P	P	LT	LT	LT	LT	LT	LT	LT	LT	LT	LT	LT	LT	16	11	0	1	
Will Redmond	<i>PS</i>	<i>NOT</i>	<i>NOT</i>	<i>NOT</i>	<i>NOT</i>	<i>NOT</i>	<i>NOT</i>	<i>NOT</i>	<i>NOT</i>	<i>NOT</i>	<i>NOT</i>	<i>NOT</i>	<i>NOT</i>	<i>NOT</i>	<i>NOT</i>	<i>NOT</i>	<i>NOT</i>	<i>NOT</i>	<i>NOT</i>	<i>NOT</i>	0	0	0	0	
Sheldrick Redwine	<i>^</i>	<i>^</i>	<i>^</i>	<i>^</i>	<i>^</i>	<i>^</i>	<i>^</i>	<i>^</i>	<i>^</i>	<i>^</i>	<i>^</i>	<i>^</i>	<i>^</i>	<i>^</i>	<i>^</i>	<i>^</i>	<i>^</i>	<i>^</i>	<i>^</i>	<i>^</i>	<i>PS</i>	0	0	0	0
Luke Rhodes	P	P	P	P	P	P	P	P	P	P	P	P	P	P	P	P	P	P	P	P	17	0	0	0	
Forrest Rhyne	<i>PS</i>	<i>PS</i>	<i>PS</i>	<i>NOT</i>	<i>NOT</i>	<i>NOT</i>	<i>NOT</i>	<i>PS</i>	<i>PS</i>	<i>PS</i>	<i>PS</i>	<i>PS</i>	P	P	P	<i>PS</i>	<i>PS</i>	<i>PS</i>	<i>PS</i>	<i>PS</i>	3	0	0	0	
Isaiah Rodgers Sr.	P	P	P	P	P	P	CB	CB	CB	CB	CB	CB	CB	CB	CB	CB	CB	CB	CB	<i>IR</i>	15	9	0	0	
Matt Ryan	QB	QB	QB	QB	QB	QB	QB	<i>N</i>	<i>N</i>	QB	QB	QB	QB	QB	QB	<i>N</i>	<i>N</i>	<i>X</i>	<i>X</i>	12	12	1	4		
Rigoberto Sanchez	<i>IR</i>	<i>IR</i>	<i>IR</i>	<i>IR</i>	<i>IR</i>	<i>IR</i>	<i>IR</i>	<i>IR</i>	<i>IR</i>	<i>IR</i>	<i>IR</i>	<i>IR</i>	<i>IR</i>	<i>IR</i>	<i>IR</i>	<i>IR</i>	<i>IR</i>	<i>IR</i>	<i>IR</i>	<i>IR</i>	0	0	0	0	
Braden Smith	RT	RT	RT	RT	RG	RT	RT	RT	RT	RT	RT	RT	RT	<i>N</i>	RT	RT	RT	RT	RT	RT	16	16	0	1	
Ryan Smith	<i>^</i>	<i>^</i>	<i>^</i>	<i>PS</i>	<i>PS</i>	<i>PS</i>	<i>PS</i>	<i>NOT</i>	<i>NOT</i>	<i>NOT</i>	<i>NOT</i>	<i>NOT</i>	<i>NOT</i>	<i>NOT</i>	<i>NOT</i>	<i>NOT</i>	<i>NOT</i>	<i>NOT</i>	<i>NOT</i>	<i>NOT</i>	0	0	0	0	
Vyncint Smith	<i>^</i>	<i>^</i>	<i>^</i>	<i>^</i>	<i>^</i>	<i>^</i>	<i>PS</i>	<i>PS</i>	<i>PS</i>	<i>PS</i>	<i>PS</i>	<i>PS</i>	<i>PS</i>	<i>PS</i>	<i>PS</i>	<i>PS</i>	<i>PS</i>	<i>PS</i>	<i>PS</i>	<i>PS</i>	0	0	0	0	
E.J. Speed	SAM	SAM	P	SAM	SAM	P	P	P	P	P	P	P	P	P	SAM	P	P	P	P	P	17	5	0	0	
Grover Stewart	NT	NT	NT	NT	NT	NT	NT	NT	NT	NT	NT	NT	NT	NT	NT	NT	NT	NT	NT	NT	17	17	0	0	
Mike Strachan	P	P	P	P	P	P	P	P	P	P	<i>N</i>	<i>N</i>	<i>X</i>	P	<i>N</i>	P	P	P	P	P	13	0	1	3	
Grant Stuard	P	P	P	P	P	P	<i>N</i>	<i>N</i>	P	P	P	P	P	P	P	P	P	P	P	P	15	0	0	2	
Jonathan Taylor	RB	RB	RB	RB	<i>N</i>	<i>N</i>	RB	RB	<i>N</i>	RB	RB	RB	RB	RB	RB	RB	RB	<i>IR</i>	<i>IR</i>	<i>IR</i>	11	11	0	3	
Luke Tenuta	<i>N</i>	<i>N</i>	<i>N</i>	<i>N</i>	<i>N</i>	<i>Active</i>	<i>^</i>	<i>^</i>	<i>^</i>	<i>^</i>	<i>^</i>	<i>^</i>	<i>^</i>	<i>^</i>	<i>^</i>	<i>^</i>	<i>^</i>	<i>^</i>	<i>^</i>	<i>^</i>	0	0	0	5	
Rodney Thomas II	P	P	P	FS	FS	FS	FS	FS	FS	FS	P	P	P	FS	P	FS	FS	FS	FS	FS	17	10	0	0	
Armani Watts	<i>IR</i>	<i>IR</i>	<i>IR</i>	<i>IR</i>	<i>IR</i>	<i>IR</i>	<i>IR</i>	<i>IR</i>	<i>IR</i>	<i>IR</i>	<i>IR</i>	<i>IR</i>	<i>IR</i>	<i>IR</i>	<i>IR</i>	<i>IR</i>	<i>IR</i>	<i>IR</i>	<i>IR</i>	<i>IR</i>	0	0	0	0	
Chris Wilcox	<i>PS</i>	<i>NOT</i>	<i>NOT</i>	<i>NOT</i>	<i>NOT</i>	<i>NOT</i>	<i>NOT</i>	<i>NOT</i>	<i>NOT</i>	<i>NOT</i>	<i>NOT</i>	<i>NOT</i>	<i>NOT</i>	<i>NOT</i>	<i>NOT</i>	<i>NOT</i>	<i>NOT</i>	<i>NOT</i>	<i>NOT</i>	<i>NOT</i>	0	0	0	0	
Jordan Wilkins	<i>^</i>	<i>^</i>	<i>^</i>	<i>^</i>	<i>^</i>	<i>^</i>	<i>^</i>	<i>^</i>	P	P	<i>PS</i>	<i>PS</i>	<i>PS</i>	<i>PS</i>	<i>PS</i>	P	P	<i>NOT</i>	<i>NOT</i>	<i>NOT</i>	4	0	0	0	
Chris Williams	<i>PS</i>	<i>PS</i>	<i>PS</i>	<i>N</i>	P	P	P	<i>N</i>	<i>N</i>	<i>N</i>	<i>N</i>	<i>N</i>	P	<i>N</i>	<i>N</i>	<i>N</i>	<i>N</i>	<i>N</i>	<i>N</i>	<i>N</i>	5	0	0	9	
Jelani Woods	P	P	P	P	P	P	P	P	P	<i>N</i>	<i>N</i>	<i>N</i>	P	P	P	TE	TE	TE	TE	TE	15	2	0	2	

LEGEND:

CAPS=Starter, P=Player was a substitution, X=Did Not Play (Non-injury), N=On Inactive List, GXGI=Game Inactive/Injury, PS=Practice Squad, NOT=Not on Roster, NOTT=Not on any Team, IR=Injured Reserve, IRD=Injured Reserve - Designated For Return, PSI=Practice Squad Injured, ^=With Other Team

2022 GAME-BY-GAME STARTERS - OFFENSE



2022 REGULAR SEASON										
OFFENSE										
DATE	OPPONENT	LT	LG	C	RG	RT	TE	WR	QB	RB
9/11	at Houston	Matt Pryor	Quenton Nelson	Ryan Kelly	Danny Pinter	Braden Smith	Mo Alie-Cox	Alec Pierce/ Parris Campbell/ Michael Pittman Jr.	Matt Ryan	Jonathan Taylor
9/18	at Jacksonville	Matt Pryor	Quenton Nelson	Ryan Kelly	Danny Pinter	Braden Smith	Kylen Granson	Parris Campbell/ Ashton Dulin	Matt Ryan	Nyheim Hines/ Jonathan Taylor
9/25	Kansas City	Matt Pryor	Quenton Nelson	Ryan Kelly	Danny Pinter	Braden Smith	Kylen Granson	Parris Campbell/ Michael Pittman Jr.	Matt Ryan	Nyheim Hines/ Jonathan Taylor
10/2	Tennessee	Matt Pryor	Quenton Nelson	Ryan Kelly	Will Fries	Braden Smith	Mo Alie-Cox	Alec Pierce/ Michael Pittman Jr.	Matt Ryan	Nyheim Hines/ Jonathan Taylor
10/6	at Denver	Bernhard Raimann	Quenton Nelson	Ryan Kelly	Braden Smith	Matt Pryor	Mo Alie-Cox	Alec Pierce/ Parris Campbell/ Michael Pittman Jr.	Matt Ryan	Nyheim Hines
10/16	Jacksonville	Bernhard Raimann	Quenton Nelson	Ryan Kelly	Matt Pryor	Braden Smith	Kylen Granson	Alec Pierce/ Parris Campbell/ Michael Pittman Jr.	Matt Ryan	Deon Jackson
10/23	at Tennessee	Dennis Kelly	Quenton Nelson	Ryan Kelly	Matt Pryor	Braden Smith	Mo Alie-Cox	Alec Pierce/ Parris Campbell/ Michael Pittman Jr.	Matt Ryan	Jonathan Taylor
10/30	Washington	Dennis Kelly	Quenton Nelson	Ryan Kelly	Matt Pryor	Braden Smith	Mo Alie-Cox	Alec Pierce/ Parris Campbell/ Michael Pittman Jr.	Sam Ehlinger	Jonathan Taylor
11/6	at New England	Bernhard Raimann	Quenton Nelson	Ryan Kelly	Matt Pryor	Braden Smith	Mo Alie-Cox	Alec Pierce/ Parris Campbell/ Michael Pittman Jr.	Sam Ehlinger	Deon Jackson
11/13	at Las Vegas	Bernhard Raimann	Quenton Nelson	Ryan Kelly	Will Fries	Braden Smith	Mo Alie-Cox	Parris Campbell/ Ashton Dulin/ Michael Pittman Jr.	Matt Ryan	Jonathan Taylor
11/20	Philadelphia	Bernhard Raimann	Quenton Nelson	Ryan Kelly	Will Fries	Braden Smith	Mo Alie-Cox/ Nikola Kalinic	Parris Campbell/ Michael Pittman Jr.	Matt Ryan	Jonathan Taylor
11/28	Pittsburgh	Bernhard Raimann	Quenton Nelson	Ryan Kelly	Will Fries	Braden Smith	Mo Alie-Cox	Alec Pierce/ Parris Campbell/ Michael Pittman Jr.	Matt Ryan	Jonathan Taylor
12/4	at Dallas	Bernhard Raimann	Quenton Nelson	Ryan Kelly	Will Fries	Dennis Kelly	Kylen Granson	Alec Pierce/ Parris Campbell/ Michael Pittman Jr.	Matt Ryan	Jonathan Taylor
12/17	at Minnesota	Bernhard Raimann	Quenton Nelson	Ryan Kelly	Will Fries	Braden Smith	Nikola Kalinic	Alec Pierce/ Parris Campbell/ Michael Pittman Jr.	Matt Ryan	Jonathan Taylor
12/26	L.A. Chargers	Bernhard Raimann	Quenton Nelson	Ryan Kelly	Will Fries	Braden Smith	Jelani Woods	Alec Pierce/ Parris Campbell/ Michael Pittman Jr.	Nick Foles	Zack Moss
1/1	at N.Y. Giants	Bernhard Raimann	Quenton Nelson	Ryan Kelly	Will Fries	Braden Smith	Jelani Woods/ Mo Alie-Cox	Parris Campbell/ Michael Pittman Jr.	Nick Foles	Zack Moss
1/8	Houston	Bernhard Raimann	Quenton Nelson	Ryan Kelly	Will Fries	Braden Smith	Mo Alie-Cox	Alec Pierce/ Parris Campbell/ Michael Pittman Jr.	Sam Ehlinger	Zack Moss

2022 GAME-BY-GAME STARTERS - DEFENSE



2022 REGULAR SEASON											
DEFENSE											
DATE	OPPONENT	DE	DT	NT	DE	WLB	MLB	SAM	CB	FS	SS
9/11	at Houston	Yannick Ngakoue	DeForest Buckner	Grover Stewart	Kwity Paye	Bobby Okereke	Zaire Franklin	E.J. Speed	Stephon Gilmore/ Kenny Moore II	Julian Blackmon	Nick Cross
9/18	at Jacksonville	Yannick Ngakoue	DeForest Buckner	Grover Stewart	Kwity Paye	Bobby Okereke	Zaire Franklin	E.J. Speed	Stephon Gilmore/ Kenny Moore II	Julian Blackmon	Nick Cross
9/25	Kansas City	Yannick Ngakoue	DeForest Buckner	Grover Stewart	Kwity Paye	Bobby Okereke	Zaire Franklin	--	Stephon Gilmore/ Brandon Facyson/ Kenny Moore II	Julian Blackmon	Nick Cross
10/2	Tennessee	Yannick Ngakoue	Tyquan Lewis	Grover Stewart	Kwity Paye	Zaire Franklin	Shaquille Leonard	E.J. Speed	Stephon Gilmore/ Kenny Moore II	Rodney Thomas II	Rodney McLeod Jr.
10/6	at Denver	Yannick Ngakoue	DeForest Buckner	Grover Stewart	Kwity Paye	Bobby Okereke	Zaire Franklin	E.J. Speed	Stephon Gilmore/ Kenny Moore II	Rodney Thomas II	Rodney McLeod Jr.
10/16	Jacksonville	Yannick Ngakoue	DeForest Buckner	Grover Stewart	Tyquan Lewis	Bobby Okereke	Zaire Franklin	--	Stephon Gilmore/ Kenny Moore II/ Brandon Facyson	Rodney Thomas II	Rodney McLeod Jr.
10/23	at Tennessee	Yannick Ngakoue	DeForest Buckner	Grover Stewart	Tyquan Lewis	Bobby Okereke	Zaire Franklin	--	Stephon Gilmore/ Kenny Moore II/ Isaiah Rodgers Sr.	Rodney Thomas II	Rodney McLeod Jr.
10/30	Washington	Yannick Ngakoue	DeForest Buckner	Grover Stewart	Tyquan Lewis	Bobby Okereke	Zaire Franklin	--	Stephon Gilmore/ Kenny Moore II/ Isaiah Rodgers Sr.	Rodney Thomas II	Rodney McLeod Jr.
11/6	at New England	Yannick Ngakoue	DeForest Buckner	Grover Stewart	Kwity Paye	Bobby Okereke	Zaire Franklin	--	Stephon Gilmore/ Kenny Moore II/ Isaiah Rodgers Sr.	Rodney Thomas II	Rodney McLeod Jr.
11/13	at Las Vegas	Yannick Ngakoue	DeForest Buckner	Grover Stewart	Kwity Paye	Bobby Okereke	Zaire Franklin	--	Stephon Gilmore/ Kenny Moore II/ Isaiah Rodgers Sr.	Julian Blackmon	Rodney McLeod Jr.
11/20	Philadelphia	Yannick Ngakoue	DeForest Buckner	Grover Stewart	Dayo Odeyingbo	Bobby Okereke	Zaire Franklin	--	Stephon Gilmore/ Kenny Moore II/ Isaiah Rodgers Sr.	Julian Blackmon	Rodney McLeod Jr.
11/28	Pittsburgh	Yannick Ngakoue	DeForest Buckner	Grover Stewart	Dayo Odeyingbo	Bobby Okereke	Zaire Franklin	--	Stephon Gilmore/ Kenny Moore II/ Isaiah Rodgers Sr.	Julian Blackmon	Rodney McLeod Jr.
12/4	at Dallas	Yannick Ngakoue	DeForest Buckner	Grover Stewart	Kwity Paye	Bobby Okereke	Zaire Franklin	--	Stephon Gilmore/ Isaiah Rodgers Sr./ Julian Blackmon	Rodney Thomas II	Rodney McLeod Jr.
12/17	at Minnesota	Yannick Ngakoue	DeForest Buckner	Grover Stewart	Kwity Paye	Bobby Okereke	Zaire Franklin	E.J. Speed	Stephon Gilmore/ Isaiah Rodgers Sr.	Julian Blackmon	Rodney McLeod Jr.
12/26	L.A. Chargers	Yannick Ngakoue	DeForest Buckner	Grover Stewart	Kwity Paye	Bobby Okereke	Zaire Franklin	--	Stephon Gilmore/ Isaiah Rodgers Sr./ Julian Blackmon	Rodney Thomas II	Rodney McLeod Jr.
1/1	at N.Y. Giants	Dayo Odeyingbo	DeForest Buckner	Grover Stewart	Kwity Paye	Bobby Okereke	Zaire Franklin	--	Stephon Gilmore/ Brandon Facyson/ Julian Blackmon	Rodney Thomas II	Rodney McLeod Jr.
1/8	Houston	Dayo Odeyingbo	DeForest Buckner	Grover Stewart	Kwity Paye	Bobby Okereke	Zaire Franklin	--	Dallis Flowers/ Brandon Facyson/ Julian Blackmon	Rodney Thomas II	Rodney McLeod Jr.

TEAM OFFENSE GAME-BY-GAME STATS



2022 REGULAR SEASON COLTS GAME-BY-GAME OFFENSE

	09/11 @ HOU	09/18 @ JAX	09/25 KC	10/02 TEN	10/06 @ DEN	10/16 JAX	10/23 @ TEN	10/30 WAS	11/06 @ NE	11/13 @ LV	11/20 PHI	11/28 PIT	12/04 @ DAL	12/17 @ MIN	12/26 LAC	01/01 @ NYG	01/08 HOU	Totals
FIRST DOWNS																		
Total	33	9	19	21	19	29	17	15	8	20	14	19	18	20	10	14	25	310
Rushing	11	3	5	3	4	4	5	5	4	8	4	6	5	8	2	5	9	91
Passing	20	6	12	17	14	22	12	8	3	10	9	11	12	11	6	7	13	193
Penalty	2	0	2	1	1	3	0	2	1	2	1	2	1	1	2	2	3	26
THIRD DOWNS																		
Attempts	15	10	15	13	16	15	13	12	14	11	15	12	13	19	10	12	13	228
Converted	6	2	6	7	4	10	4	5	0	6	5	3	4	6	0	3	4	75
Percentage	40.0%	20.0%	40.0%	53.8%	25.0%	66.7%	30.8%	41.7%	0.0%	54.5%	33.3%	25.0%	30.8%	31.6%	0.0%	25.0%	30.8%	32.9%
FOURTH DOWNS																		
Attempts	1	2	3	0	0	0	1	0	2	0	1	3	3	1	4	2	3	26
Converted	0	0	1	0	0	0	1	0	0	0	2	3	0	1	2	2	2	12
Percentage	0.0%	0.0%	33.3%	0	0	0	100.0%	0	0.0%	0	0.0%	66.7%	100.0%	0.0%	25.0%	100.0%	66.7%	46.2%
TOT. OFFENSE																		
Net Yards	517	218	259	365	306	434	292	324	121	415	284	290	309	341	173	252	398	5,298
Plays	90	48	69	63	73	74	64	54	60	59	62	62	70	79	50	56	70	1,103
Avg./Play	5.7	4.5	3.8	5.8	4.2	5.9	4.6	6.0	2.0	7.0	4.6	4.7	4.4	4.3	3.5	4.5	5.7	4.8
RUSHING																		
Net Yards	177	54	82	38	106	45	65	135	78	207	99	110	106	171	69	128	196	1,866
Rush. Att.	38	13	27	23	26	16	17	29	22	30	26	25	30	43	14	27	33	439
Avg./Att.	4.7	4.2	3.0	1.7	4.1	2.8	3.8	4.7	3.5	6.9	3.8	4.4	3.5	4.0	4.9	4.7	5.9	4.3
PASSING																		
Net Yards	340	164	177	327	200	389	227	189	43	208	185	180	203	170	104	124	202	3,432
Attempts	50	30	37	37	41	58	44	23	29	28	32	34	37	33	29	27	35	604
Completions	32	16	27	27	26	42	33	17	15	21	23	22	21	19	17	17	23	398
Intercepted	1	3	0	1	2	0	2	0	1	0	0	1	3	0	3	1	2	20
Gross Yards	352	195	222	356	251	389	243	201	103	222	213	199	233	182	143	141	209	3,854
Sacked	2.0	5.0	5.0	3.0	6.0	0.0	3.0	2.0	9.0	1.0	4.0	3.0	3.0	3.0	7.0	2.0	2.0	60.0
Yards Lost	12	31	45	29	51	0	16	12	60	14	28	19	30	12	39	17	7	422
ADVANCES																		
Rushes	38	13	27	23	26	16	17	29	22	30	26	25	30	43	14	27	33	439
Completions	32	16	27	27	26	42	33	17	15	21	23	22	21	19	17	17	23	398
Totals	70	29	54	50	52	58	50	46	37	51	49	47	51	62	31	44	56	837
Total Drives	13	11	11	9	13	9	10	12	15	11	11	10	14	16	10	9	12	196
PENALTIES																		
Number	7	5	4	7	8	7	4	3	2	4	8	2	6	11	2	7	2	89
Yards	89	30	34	50	64	52	28	25	15	25	90	20	88	103	11	60	10	794
FUMBLES																		
Number	5	2	2	3	4	2	1	2	0	2	2	3	2	3	0	0	4	37
Lost	1	0	1	2	0	0	1	2	0	1	1	1	2	1	0	0	1	14
PUNTING																		
Yards	179	227	154	67	310	110	176	227	348	143	208	150	119	305	146	147	117	3,133
Punts	4	5	3	2	7	3	5	4	9	3	4	3	3	7	3	4	2	71
Net Avg.	44.8	44.0	47.3	33.5	40.6	34.0	31.2	51.0	31.4	42.0	43.8	44.0	39.7	41.7	40.3	36.8	50.5	40.6
Gross Avg.	44.8	45.4	51.3	33.5	44.3	36.7	35.2	56.8	38.7	47.7	52.0	50.0	39.7	43.6	48.7	36.8	58.5	44.1
SCORING																		
Points	20	0	20	17	12	34	10	16	3	25	16	17	19	36	3	10	31	289
Q1	3	0	7	0	0	0	0	0	0	7	7	0	10	17	0	3	7	61
Q2	0	0	3	10	3	13	0	3	0	6	3	3	3	16	3	0	0	66
Q3	0	0	3	7	3	6	7	3	3	6	3	14	6	3	0	7	14	85
Q4	17	0	7	0	3	15	3	10	0	6	3	0	0	0	0	0	10	74
OT	0	0	0	0	3	0	0	0	0	0	0	0	0	0	0	0	0	3
TD Rushing	1	0	0	0	1	0	1	0	2	1	1	1	0	0	0	0	1	8
TD Passing	1	0	2	2	0	3	1	0	0	1	0	1	2	1	0	1	2	17
TD KO Returns	0	0	0	0	0	0	0	0	0	0	0	0	0	0	0	0	0	0
TD Punt Returns	0	0	0	0	0	0	0	0	0	0	0	0	0	0	0	0	0	0
TD Sp. Teams	0	0	0	0	0	0	0	0	0	0	0	0	0	1	0	0	0	1
TD Def. Returns	0	0	0	0	0	0	0	0	0	0	0	0	0	1	0	0	1	2
FG Attempts	3	0	2	2	4	2	1	3	2	3	4	2	2	5	1	2	1	39
FG Made	2	0	2	1	4	2	1	3	1	2	3	1	2	5	1	1	1	32
Safety	0	0	0	0	0	0	0	0	0	0	0	0	0	0	0	0	0	0
2-Pt Attempts	0	0	0	0	0	2	0	0	2	0	0	0	1	0	0	0	0	5
2-Pt Made	0	0	0	0	0	1	0	0	0	0	0	0	0	0	0	0	0	1
Time of Possession	39:37	21:45	33:32	33:57	34:36	28:49	28:27	29:20	28:54	29:01	30:38	25:38	31:19	36:37	26:06	28:24	33:53	520:33

TEAM DEFENSE GAME-BY-GAME STATS



2022 REGULAR SEASON COLTS GAME-BY-GAME DEFENSE

	09/11	09/18	09/25	10/02	10/06	10/16	10/23	10/30	11/06	11/13	11/20	11/28	12/04	12/17	12/26	01/01	01/08		
	@	@		@	@		@	@	@	@			@	@		@		Totals	
	HOU	JAX	KC	TEN	DEN	JAX	TEN	WAS	NE	LV	PHI	PIT	DAL	MIN	LAC	NYG	HOU		
FIRST DOWNS																			
Total	20	21	20	19	18	25	16	20	11	18	18	22	23	32	17	26	18	344	
Rushing	4	6	6	6	6	13	8	7	5	7	10	11	10	4	7	14	3	127	
Passing	12	14	12	9	11	8	6	13	6	10	6	10	11	22	10	9	15	184	
Penalty	4	1	2	4	1	4	2	0	0	1	2	1	2	6	0	3	0	33	
THIRD DOWNS																			
Attempts	15	15	10	12	15	10	12	12	17	13	12	14	13	15	18	7	14	224	
Converted	5	6	3	5	2	5	5	2	6	5	5	7	7	5	8	4	5	85	
Percentage	33.3%	40.0%	30.0%	41.7%	13.3%	50.0%	41.7%	16.7%	35.3%	38.5%	41.7%	50.0%	53.8%	33.3%	44.4%	57.1%	35.7%	37.9%	
FOURTH DOWNS																			
Attempts	0	3	2	0	2	2	0	3	0	3	2	0	1	3	1	1	2	25	
Converted	0	2	1	0	1	1	0	2	0	1	1	0	1	0	1	0	2	13	
Percentage	0	66.7%	50.0%	0	50.0%	50.0%	0	66.7%	0	33.3%	50.0%	0	100.0%	0.0%	100.0%	0.0%	100.0%	52.0%	
TOT. OFFENSE																			
Net Yards	299	331	315	243	375	379	254	362	203	309	314	323	385	518	314	394	360	5,678	
Plays	68	67	60	52	71	59	57	61	62	64	61	67	65	86	67	61	64	1,092	
Avg./Play	4.4	4.9	5.3	4.7	5.3	6.4	4.5	5.9	3.3	4.8	5.1	4.8	5.9	6.0	4.7	6.5	5.6	5.2	
RUSHING																			
Net Yards	77	96	58	127	125	243	138	96	70	77	141	172	220	92	101	217	59	2,109	
Rush. Att.	28	37	23	28	28	33	35	28	28	24	33	36	34	24	32	37	23	511	
Avg./Att.	2.8	2.6	2.5	4.5	4.5	7.4	3.9	3.4	2.5	3.2	4.3	4.8	6.5	3.8	3.2	5.9	2.6	4.1	
PASSING																			
Net Yards	222	235	257	116	250	136	116	266	133	232	173	151	165	426	213	177	301	3,569	
Attempts	37	30	36	21	39	22	20	31	30	38	25	28	30	55	31	24	40	537	
Completions	23	25	20	17	21	20	13	23	20	24	18	20	20	34	24	19	24	365	
Intercepted	0	0	1	0	2	0	0	1	0	0	0	0	1	2	1	0	2	10	
Gross Yards	240	235	262	137	274	165	132	279	147	248	190	174	170	460	235	177	311	3,836	
Sacked	3.0	0.0	1.0	3.0	4.0	4.0	2.0	2.0	4.0	2.0	3.0	3.0	1.0	7.0	4.0	0.0	1.0	44.0	
Yards Lost	18	0	5	21	24	29	16	13	14	16	17	23	5	34	22	0	10	267	
ADVANCES																			
Rushes	28	37	23	28	28	33	35	28	28	24	33	36	34	24	32	37	23	511	
Completions	23	25	20	17	21	20	13	23	20	24	18	20	20	34	24	19	24	365	
Totals	51	62	43	45	49	53	48	51	48	48	51	56	54	58	56	56	47	876	
Total Drives	14	11	10	10	14	10	10	11	14	10	12	10	12	19	11	8	11	197	
PENALTIES																			
Number	6	3	6	6	7	4	2	3	4	10	7	3	3	9	6	3	7	89	
Yards	40	19	45	40	49	44	15	52	35	74	55	19	43	74	60	20	41	725	
FUMBLES																			
Number	1	0	2	0	2	2	1	0	2	0	4	0	0	1	2	1	2	20	
Lost	1	0	1	0	0	1	1	0	1	0	2	0	0	1	1	1	1	11	
PUNTING																			
Yards	318	228	170	211	229	151	164	294	271	294	167	182	198	231	153	47	170	3,478	
Punts	7	5	3	4	5	3	3	6	7	5	4	4	4	6	4	1	4	75	
Net Avg.	40.6	37.8	53.3	47.8	41.4	44.0	39.0	45.8	34.4	53.4	35.5	40.5	43.5	33.0	33.3	27.0	39.3	41.2	
Gross Avg.	45.4	45.6	56.7	52.8	45.8	50.3	54.7	49.0	38.7	58.8	41.8	45.5	49.5	38.5	38.3	47.0	42.5	46.4	
SCORING																			
Points	20	24	17	24	9	27	19	17	26	20	17	24	54	39	20	38	32	427	
Q1	0	7	6	14	3	7	3	0	0	0	0	3	7	0	0	0	10	60	
Q2	10	10	8	10	3	7	10	7	13	7	3	13	14	0	10	24	7	156	
Q3	10	7	3	0	3	7	0	0	3	7	0	0	0	14	3	7	7	71	
Q4	0	0	0	0	0	6	6	10	10	6	14	8	33	22	7	7	8	137	
OT	0	0	0	0	0	0	0	0	0	0	0	0	0	3	0	0	0	3	
TD Rushing	0	1	1	1	0	3	0	1	0	1	1	2	4	1	2	2	0	20	
TD Passing	2	2	1	2	0	1	0	1	1	2	1	0	3	4	0	2	3	25	
TD KO Returns	0	0	0	0	0	0	0	0	0	0	0	0	0	0	0	0	0	0	
TD Punt Returns	0	0	0	0	0	0	0	0	0	0	0	0	0	0	0	0	0	0	
TD Sp. Teams	0	0	0	0	0	0	0	0	0	0	0	0	0	0	0	0	0	0	
TD Def. Returns	0	0	0	0	0	0	1	0	1	0	0	0	1	0	0	1	1	5	
FG Attempts	2	1	2	1	4	0	4	1	4	0	1	3	0	1	2	1	1	28	
FG Made	2	1	1	1	3	0	4	1	4	0	1	3	0	1	2	1	1	26	
Safety	0	0	0	0	0	0	0	0	0	0	0	0	0	0	0	0	0	0	
2-Pt Attempts	0	0	1	0	0	1	0	0	1	0	1	1	1	1	0	0	1	7	
2-Pt Made	0	0	1	0	0	0	0	0	0	0	1	0	1	0	0	0	1	4	
Time of Possession	30:23	38:15	26:28	26:03	32:51	31:11	31:33	30:40	31:06	30:59	29:22	34:22	28:41	33:20	33:54	31:36	26:07	526:51	

INDIVIDUAL PASSING GAME-BY-GAME



PASSING:		MATT RYAN												
DATE	OPP.	ATT	CMP	YDS	CMP%	Y/A	Y/C	TD	TD%	INT	INT%	LG	SK/YD	RATE
09/11	at Houston	50	32	352	64.0%	7.0	11.0	1	2.0%	1	2.0%	28	2/12	83.1
09/18	at Jacksonville	30	16	195	53.3%	6.5	12.2	0	0.0%	3	10.0%	39	5/31	34.0
09/25	Kansas City	37	27	222	73.0%	6.0	8.2	2	5.4%	0	0.0%	30	5/45	105.9
10/02	Tennessee	37	27	356	73.0%	9.6	13.2	2	5.4%	1	2.7%	44	3/29	109.7
10/06	at Denver	41	26	251	63.4%	6.1	9.7	0	0.0%	2	4.9%	21	6/51	60.1
10/16	Jacksonville	58	42	389	72.4%	6.7	9.3	3	5.2%	0	0.0%	32t	0/0	107.6
10/23	at Tennessee	44	33	243	75.0%	5.5	7.4	1	2.3%	2	4.5%	20	3/16	76.2
10/30	Washington	ON INACTIVE LIST												
11/06	at New England	ON INACTIVE LIST												
11/13	at Las Vegas	28	21	222	75.0%	7.9	10.6	1	3.6%	0	0.0%	35t	1/14	109.5
11/20	Philadelphia	32	23	213	71.9%	6.7	9.3	0	0.0%	0	0.0%	31	4/28	89.7
11/28	Pittsburgh	34	22	199	64.7%	5.9	9.0	1	2.9%	1	2.9%	28	3/19	77.9
12/04	at Dallas	37	21	233	56.8%	6.3	11.1	2	5.4%	3	8.1%	45	3/30	59.9
12/17	at Minnesota	33	19	182	57.6%	5.5	9.6	1	3.0%	0	0.0%	36	3/12	83.1
12/26	L.A. Chargers	INACTIVE												
01/01	at N.Y. Giants	INACTIVE												
01/08	Houston	DID NOT PLAY (NON-INJURY)												
TOTALS		461	309	3,057	67.0%	6.6	9.9	14	3.0%	13	2.8%	45	38/287	83.9

PASSING:		SAM EHLINGER												
DATE	OPP.	ATT	CMP	YDS	CMP%	Y/A	Y/C	TD	TD%	INT	INT%	LG	SK/YD	RATE
09/11	at Houston	INACTIVE												
09/18	at Jacksonville	INACTIVE												
09/25	Kansas City	INACTIVE												
10/02	Tennessee	INACTIVE												
10/06	at Denver	INACTIVE												
10/16	Jacksonville	DID NOT PLAY (NON-INJURY)												
10/23	at Tennessee	DID NOT PLAY (NON-INJURY)												
10/30	Washington	23	17	201	73.9%	8.7	11.8	0	0.0%	0	0.0%	47	2/12	100.1
11/06	at New England	29	15	103	51.7%	3.6	6.9	0	0.0%	1	3.4%	23	9/60	45.6
11/13	at Las Vegas	DID NOT PLAY (NON-INJURY)												
11/20	Philadelphia	DID NOT PLAY (NON-INJURY)												
11/28	Pittsburgh	DID NOT PLAY (NON-INJURY)												
12/04	at Dallas	INACTIVE												
12/17	at Minnesota	INACTIVE												
12/26	L.A. Chargers	DID NOT PLAY (NON-INJURY)												
01/01	at N.Y. Giants	14	9	60	64.3%	4.3	6.7	1	7.1%	0	0.0%	15	1/8	97.3
01/08	Houston	35	23	209	65.7%	6.0	9.1	2	5.7%	2	5.7%	39	2/7	77.0
TOTALS		101	64	573	63.4%	5.7	9.0	3	3.0%	3	3.0%	47	14/87	76.1

PASSING:		NICK FOLES												
DATE	OPP.	ATT	CMP	YDS	CMP%	Y/A	Y/C	TD	TD%	INT	INT%	LG	SK/YD	RATE
09/11	at Houston	DID NOT PLAY (NON-INJURY)												
09/18	at Jacksonville	0	0	0	0.0%	0.0	0.0	0	0.0%	0	0.0%	0	0/0	0.0
09/25	Kansas City	DID NOT PLAY (NON-INJURY)												
10/02	Tennessee	DID NOT PLAY (NON-INJURY)												
10/06	at Denver	DID NOT PLAY (NON-INJURY)												
10/16	Jacksonville	ON INACTIVE LIST												
10/23	at Tennessee	ON INACTIVE LIST												
10/30	Washington	DID NOT PLAY (NON-INJURY)												
11/06	at New England	DID NOT PLAY (NON-INJURY)												
11/13	at Las Vegas	ON INACTIVE LIST												
11/20	Philadelphia	ON INACTIVE LIST												
11/28	Pittsburgh	ON INACTIVE LIST												
12/04	at Dallas	DID NOT PLAY (NON-INJURY)												
12/17	at Minnesota	DID NOT PLAY (NON-INJURY)												
12/26	L.A. Chargers	29	17	143	58.6%	4.9	8.4	0	0.0%	3	10.3%	19	7/39	31.9
01/01	at N.Y. Giants	13	8	81	61.5%	6.2	10.1	0	0.0%	1	7.7%	49	1/9	47.3
01/08	Houston	ON INACTIVE LIST												
TOTALS		42	25	224	59.5%	5.3	9.0	0	0.0%	4	9.5%	49	8/48	34.3

INDIVIDUAL RUSHING GAME-BY-GAME



RUSHING:		JONATHAN TAYLOR					ZACK MOSS					DEON JACKSON				
DATE	OPP.	NO.	YDS	AVG	LG	TD	NO.	YDS	AVG	LG	TD	NO.	YDS	AVG	LG	TD
09/11	at Houston	31	161	5.2	17	1						0	0	0.0	--	0
09/18	at Jacksonville	9	54	6.0	21	0						2	-3	-1.5	1	0
09/25	Kansas City	21	71	3.4	13	0						0	0	0.0	--	0
10/02	Tennessee	20	42	2.1	11	0						0	0	0.0	--	0
10/06	at Denver											13	62	4.8	17	0
10/16	Jacksonville											12	42	3.5	11	1
10/23	at Tennessee	10	58	5.8	14	0						2	3	1.5	4	0
10/30	Washington	16	76	4.8	27	0						1	-4	-4.0	-4	0
11/06	at New England											11	23	2.1	5	0
11/13	at Las Vegas	22	147	6.7	66t	1	1	4	4.0	4	0					
11/20	Philadelphia	22	84	3.8	28	1	2	7	3.5	7	0	1	7	7.0	7	0
11/28	Pittsburgh	20	86	4.3	13	1	1	2	2.0	2	0	0	0	0.0	--	0
12/04	at Dallas	21	82	3.9	19	0	3	18	6.0	9	0	2	6	3.0	5	0
12/17	at Minnesota	0	0	0.0	--	0	24	81	3.4	11	0	13	55	4.2	16	0
12/26	L.A. Chargers						12	65	5.4	14	0	0	0	0.0	--	0
01/01	at N.Y. Giants						15	74	4.9	12	0	3	10	3.3	4	0
01/08	Houston						18	114	6.3	34	1	8	35	4.4	13	0
TOTALS		192	861	4.5	66T	4	76	365	4.8	43	1	68	236	3.5	17	1

RUSHING:		SAM EHLINGER					MATT RYAN					JORDAN WILKINS				
DATE	OPP.	NO.	YDS	AVG	LG	TD	NO.	YDS	AVG	LG	TD	NO.	YDS	AVG	LG	TD
09/11	at Houston						4	12	3.0	10	0					
09/18	at Jacksonville						0	0	0.0	--	0					
09/25	Kansas City						3	4	1.3	3	0					
10/02	Tennessee						2	-4	-2.0	2	0					
10/06	at Denver						1	1	1.0	1	0					
10/16	Jacksonville						1	-4	-4.0	-4	0					
10/23	at Tennessee						1	2	2.0	2	0					
10/30	Washington	6	15	2.5	7	0										
11/06	at New England	5	89	7.8	19	0										
11/13	at Las Vegas						4	38	9.5	39	1					
11/20	Philadelphia						1	1	1.0	1	0					
11/28	Pittsburgh						4	22	5.5	14	0					
12/04	at Dallas						3	-2	-0.7	1	0					
12/17	at Minnesota						3	0	0.0	1	0					
12/26	L.A. Chargers											1	4	4.0	4	0
01/01	at N.Y. Giants	1	12	12.0	12	0						6	23	3.8	7	0
01/08	Houston	5	21	4.2	8	0										
TOTALS		17	87	5.1	19	0	27	70	2.6	39	1	7	27	3.9	7	0

RUSHING:		PARRIS CAMPBELL					PHILLIP LINDSAY					NYHEIM HINES				
DATE	OPP.	NO.	YDS	AVG	LG	TD	NO.	YDS	AVG	LG	TD	NO.	YDS	AVG	LG	TD
09/11	at Houston	0	0	0.0	--	0						3	4	1.3	3	0
09/18	at Jacksonville	0	0	0.0	--	0						1	0	0.0	--	0
09/25	Kansas City	0	0	0.0	--	0						3	7	2.3	7	0
10/02	Tennessee	0	0	0.0	--	0						1	0	0.0	--	0
10/06	at Denver	0	0	0.0	--	0	11	40	3.6	15	0	1	3	3.0	3	0
10/16	Jacksonville	0	0	0.0	--	0										
10/23	at Tennessee	0	0	0.0	--	0						4	2	0.5	2	0
10/30	Washington	1	28	28.0	28	0						5	20	4.0	9	1
11/06	at New England	1	1	1.0	1	0										
11/13	at Las Vegas	0	0	0.0	--	0										
11/20	Philadelphia	0	0	0.0	--	0										
11/28	Pittsburgh	0	0	0.0	--	0										
12/04	at Dallas	1	2	2.0	2	0										
12/17	at Minnesota	0	0	0.0	--	0										
12/26	L.A. Chargers	0	0	0.0	--	0										
01/01	at N.Y. Giants	1	1	1.0	1	0										
01/08	Houston	1	26	26.0	26	0										
TOTALS		5	58	11.6	28	0	11	40	3.6	15	0	18	36	2.0	9	1

RUSHING:		MICHAEL PITTMAN JR.					ASHTON DULIN					NICK FOLES				
DATE	OPP.	NO.	YDS	AVG	LG	TD	NO.	YDS	AVG	LG	TD	NO.	YDS	AVG	LG	TD
09/11	at Houston	0	0	0.0	--	0	0	0	0.0	--	0					
09/18	at Jacksonville															
09/25	Kansas City	0	0	0.0	--	0	0	0	0.0	--	0					
10/02	Tennessee	0	0	0.0	--	0	0	0	0.0	--	0					
10/06	at Denver	0	0	0.0	--	0	0	0	0.0	--	0					
10/16	Jacksonville	0	0	0.0	--	0										
10/23	at Tennessee	0	0	0.0	--	0										
10/30	Washington	0	0	0.0	--	0										
11/06	at New England	0	0	0.0	--	0										
11/13	at Las Vegas	0	0	0.0	--	0	0	0	0.0	--	0					
11/20	Philadelphia	0	0	0.0	--	0	0	0	0.0	--	0					
11/28	Pittsburgh	0	0	0.0	--	0	0	0	0.0	--	0					
12/04	at Dallas	0	0	0.0	--	0	0	0	0.0	--	0					
12/17	at Minnesota	2	30	15.0	19	0	1	5	5.0	5	0					
12/26	L.A. Chargers	0	0	0.0	--	0	0	0	0.0	--	0	1	0	0.0	--	0
01/01	at N.Y. Giants	0	0	0.0	--	0						1	8	8.0	8	0
01/08	Houston	1	0	0.0	--	0	0	0	0.0	--	0					
TOTALS		3	30	10.0	19	0	2	8	4.0	5	0	2	8	4.0	8	0

INDIVIDUAL RUSHING GAME-BY-GAME



RUSHING:		KYLEN CRANSON				
DATE	OPP.	NO.	YDS	AVG	LG	TD
09/11	at Houston	0	0	0.0	--	0
09/18	at Jacksonville	0	0	0.0	--	0
09/25	Kansas City	0	0	0.0	--	0
10/02	Tennessee	0	0	0.0	--	0
10/06	at Denver	0	0	0.0	--	0
10/16	Jacksonville	0	0	0.0	--	0
10/23	at Tennessee	0	0	0.0	--	0
10/30	Washington	0	0	0.0	--	0
11/06	at New England	1	0	0.0	--	0
11/13	at Las Vegas	0	0	0.0	--	0
11/20	Philadelphia	0	0	0.0	--	0
11/28	Pittsburgh	<i>INACTIVE</i>				
12/04	at Dallas	0	0	0.0	--	0
12/17	at Minnesota	0	0	0.0	--	0
12/26	L.A. Chargers	<i>INACTIVE</i>				
01/01	at N.Y. Giants	<i>INACTIVE</i>				
01/08	Houston	<i>INACTIVE</i>				
TOTALS		1	0	0.0	--	0

INDIVIDUAL RECEIVING GAME-BY-GAME



RECEIVING:		MICHAEL PITTMAN JR.					PARRIS CAMPBELL					ALEC PIERCE				
DATE	OPP.	NO.	YDS	AVG	LG	TD	NO.	YDS	AVG	LG	TD	NO.	YDS	AVG	LG	TD
09/11	at Houston	9	121	13.4	28	1	3	37	12.3	20	0	0	0	0.0	--	0
09/18	at Jacksonville	<i>ON INACTIVE LIST</i>					<i>ON INACTIVE LIST</i>					<i>ON INACTIVE LIST</i>				
09/25	Kansas City	8	72	9.0	26	0	2	10	5.0	8	0	3	61	20.3	30	0
10/02	Tennessee	3	31	10.3	14	0	4	43	10.8	20	0	4	80	20.0	44	0
10/06	at Denver	5	59	11.8	19	0	2	22	11.0	12	0	8	81	10.1	17	0
10/16	Jacksonville	13	134	10.3	20	0	7	57	8.1	15	1	3	49	16.3	32t	1
10/23	at Tennessee	6	58	9.7	14	0	10	70	7.0	11	1	3	37	12.3	20	0
10/30	Washington	7	53	7.6	16	0	2	43	21.5	38	0	3	65	21.7	47	0
11/06	at New England	3	22	7.3	10	0	2	15	7.5	11	0	1	23	23.0	23	0
11/13	at Las Vegas	7	53	7.6	18	0	7	76	10.9	35t	1	0	0	0.0	--	0
11/20	Philadelphia	6	75	12.5	24	0	5	67	13.4	31	0	3	28	9.3	17	0
11/28	Pittsburgh	7	61	8.7	28	1	2	14	7.0	8	0	0	0	0.0	--	0
12/04	at Dallas	2	16	8.0	11	0	4	43	10.8	13	0	4	86	21.5	45	1
12/17	at Minnesota	10	60	6.0	15	0	2	13	6.5	7	0	0	0	0.0	--	0
12/26	L.A. Chargers	4	39	9.8	19	0	2	19	9.5	12	0	3	26	8.7	15	0
01/01	at N.Y. Giants	6	41	6.8	15	1	3	52	17.3	49	0	3	15	5.0	10	0
01/08	Houston	3	30	10.0	23	1	6	42	7.0	39	0	3	42	14.0	18	0
TOTALS		99	925	9.3	28	4	63	623	9.9	49	3	41	593	14.5	47	2

RECEIVING:		JELANI WOODS					KYLEN GRANSON					DEON JACKSON				
DATE	OPP.	NO.	YDS	AVG	LG	TD	NO.	YDS	AVG	LG	TD	NO.	YDS	AVG	LG	TD
09/11	at Houston	0	0	0.0	--	0	3	22	7.3	12	0	0	0	0.0	--	0
09/18	at Jacksonville	0	0	0.0	--	0	2	14	7.0	8	0	0	0	0.0	--	0
09/25	Kansas City	2	13	6.5	12t	2	2	7	3.5	5	0	0	0	0.0	--	0
10/02	Tennessee	1	33	33.0	33	0	4	62	15.5	20	0	0	0	0.0	--	0
10/06	at Denver	0	0	0.0	--	0	1	16	16.0	16	0	4	29	7.3	21	0
10/16	Jacksonville	2	27	13.5	17	1	4	38	9.5	17	0	10	79	7.9	22	0
10/23	at Tennessee	1	4	4.0	4	0	1	6	6.0	6	0	0	0	0.0	--	0
10/30	Washington	0	0	0.0	--	0	3	11	3.7	15	0	0	0	0.0	--	0
11/06	at New England	1	2	2.0	2	0	0	0	0.0	--	0	2	13	6.5	8	0
11/13	at Las Vegas	<i>INACTIVE</i>					<i>INACTIVE</i>					<i>INACTIVE</i>				
11/20	Philadelphia	<i>INACTIVE</i>					<i>INACTIVE</i>					<i>INACTIVE</i>				
11/28	Pittsburgh	8	98	12.3	28	0	<i>INACTIVE</i>					<i>INACTIVE</i>				
12/04	at Dallas	2	28	14.0	27	0	4	19	4.8	9	0	0	0	0.0	--	0
12/17	at Minnesota	1	36	36.0	36	0	2	34	17.0	21	0	1	1	1.0	1t	1
12/26	L.A. Chargers	3	43	14.3	17	0	<i>INACTIVE</i>					<i>INACTIVE</i>				
01/01	at N.Y. Giants	3	19	6.3	11	0	<i>INACTIVE</i>					<i>INACTIVE</i>				
01/08	Houston	1	9	9.0	9	0	<i>INACTIVE</i>					<i>INACTIVE</i>				
TOTALS		25	312	12.5	36	3	31	302	9.7	32	0	30	209	7.0	27	1

RECEIVING:		ASHTON DULIN					MO ALJE-COX					NYHEIM HINES				
DATE	OPP.	NO.	YDS	AVG	LG	TD	NO.	YDS	AVG	LG	TD	NO.	YDS	AVG	LG	TD
09/11	at Houston	3	46	15.3	23	0	2	26	13.0	13	0	6	50	8.3	15	0
09/18	at Jacksonville	5	79	15.8	39	0	1	9	9.0	9	0	4	37	9.3	19	0
09/25	Kansas City	1	7	7.0	7	0	1	9	9.0	9	0	5	23	4.6	8	0
10/02	Tennessee	2	18	9.0	10	0	6	85	14.2	34	2	2	3	1.5	6	0
10/06	at Denver	1	18	18.0	18	0	1	7	7.0	7	0	1	5	5.0	5	0
10/16	Jacksonville	<i>INJURED RESERVE</i>					<i>ON INACTIVE LIST</i>					<i>ON INACTIVE LIST</i>				
10/23	at Tennessee	<i>INJURED RESERVE</i>					<i>ON INACTIVE LIST</i>					<i>ON INACTIVE LIST</i>				
10/30	Washington	<i>INJURED RESERVE</i>					<i>ON INACTIVE LIST</i>					<i>ON INACTIVE LIST</i>				
11/06	at New England	<i>INJURED RESERVE</i>					<i>ON INACTIVE LIST</i>					<i>NOT ON ROSTER</i>				
11/13	at Las Vegas	0	0	0.0	--	0	0	0	0.0	--	0	<i>NOT ON ROSTER</i>				
11/20	Philadelphia	0	0	0.0	--	0	1	14	14.0	14	0	<i>NOT ON ROSTER</i>				
11/28	Pittsburgh	0	0	0.0	--	0	2	14	7.0	11	0	<i>NOT ON ROSTER</i>				
12/04	at Dallas	1	14	14.0	14t	1	1	6	6.0	6	0	<i>NOT ON ROSTER</i>				
12/17	at Minnesota	2	25	12.5	13	0	0	0	0.0	--	0	<i>NOT ON ROSTER</i>				
12/26	L.A. Chargers	0	0	0.0	--	0	1	2	2.0	2	0	<i>NOT ON ROSTER</i>				
01/01	at N.Y. Giants	<i>INACTIVE</i>					<i>ON INACTIVE LIST</i>					<i>NOT ON ROSTER</i>				
01/08	Houston	0	0	0.0	--	0	1	4	4.0	4t	1	<i>NOT ON ROSTER</i>				
TOTALS		15	207	13.8	39	1	19	189	9.9	34	3	25	188	7.5	22	0

INDIVIDUAL RECEIVING GAME-BY-GAME



RECEIVING:		JONATHAN TAYLOR					MIKE STRACHAN					JORDAN WILKINS				
DATE	OPP.	NO.	YDS	AVG	LG	TD	NO.	YDS	AVG	LG	TD	NO.	YDS	AVG	LG	TD
09/11	at Houston	4	14	3.5	5	0	2	36	18.0	20	0	Titans				
09/18	at Jacksonville	1	9	9.0	9	0	1	23	23.0	23	0	NOT ON ROSTER				
09/25	Kansas City	3	20	6.7	9	0	0	0	0.0	--	0	NOT ON ROSTER				
10/02	Tennessee	1	1	1.0	1	0	0	0	0.0	--	0	Titans				
10/06	at Denver	INACTIVE					0	0	0.0	--	0	NOT ON ROSTER				
10/16	Jacksonville	INACTIVE					0	0	0.0	--	0	Titans				
10/23	at Tennessee	7	27	3.9	9	0	0	0	0.0	--	0	Titans				
10/30	Washington	0	0	0.0	--	0	0	0	0.0	--	0	NOT ON ROSTER				
11/06	at New England	INACTIVE					0	0	0.0	--	0	PRACTICE SQUAD				
11/13	at Las Vegas	2	16	8.0	12	0	INACTIVE					PRACTICE SQUAD				
11/20	Philadelphia	3	10	3.3	9	0	INACTIVE					PRACTICE SQUAD				
11/28	Pittsburgh	3	12	4.0	9	0	DID NOT PLAY (NON-INJURY)					PRACTICE SQUAD				
12/04	at Dallas	3	21	7.0	19	0	0	0	0.0	--	0	PRACTICE SQUAD				
12/17	at Minnesota	1	13	13.0	13	0	INACTIVE					PRACTICE SQUAD				
12/26	L.A. Chargers	INJURED RESERVE					0	0	0.0	--	0	0	0	0.0	--	0
01/01	at N.Y. Giants	INJURED RESERVE					0	0	0.0	--	0	2	14	7.0	10	0
01/08	Houston	INJURED RESERVE					0	0	0.0	--	0	NOT ON ROSTER				
TOTALS		28	143	5.1	19	0	3	59	19.7	23	0	2	14	7.0	10	0

RECEIVING:		DEZMON PATMON					KEKE COUTEE					PHILLIP LINDSAY				
DATE	OPP.	NO.	YDS	AVG	LG	TD	NO.	YDS	AVG	LG	TD	NO.	YDS	AVG	LG	TD
09/11	at Houston	ON INACTIVE LIST					PRACTICE SQUAD					PRACTICE SQUAD				
09/18	at Jacksonville	2	24	12.0	17	0	PRACTICE SQUAD					PRACTICE SQUAD				
09/25	Kansas City	ON INACTIVE LIST					PRACTICE SQUAD					PRACTICE SQUAD				
10/02	Tennessee	ON INACTIVE LIST					PRACTICE SQUAD					PRACTICE SQUAD				
10/06	at Denver	PRACTICE SQUAD					PRACTICE SQUAD					3	14	4.7	7	0
10/16	Jacksonville	PRACTICE SQUAD					0	0	0.0	--	0	PRACTICE SQUAD				
10/23	at Tennessee	PRACTICE SQUAD					ON INACTIVE LIST					PRACTICE SQUAD				
10/30	Washington	PRACTICE SQUAD					0	0	0.0	--	0	PRACTICE SQUAD				
11/06	at New England	PRACTICE SQUAD					0	0	0.0	--	0	PRACTICE SQUAD				
11/13	at Las Vegas	PRACTICE SQUAD					1	20	20.0	20	0	NOT ON ROSTER				
11/20	Philadelphia	PRACTICE SQUAD					0	0	0.0	--	0	NOT ON ROSTER				
11/28	Pittsburgh	PRACTICE SQUAD					ON INACTIVE LIST					NOT ON ROSTER				
12/04	at Dallas	PRACTICE SQUAD					ON INACTIVE LIST					NOT ON ROSTER				
12/17	at Minnesota	PRACTICE SQUAD					NOT ON ROSTER					NOT ON ROSTER				
12/26	L.A. Chargers	PRACTICE SQUAD					NOT ON ROSTER					NOT ON ROSTER				
01/01	at N.Y. Giants	PRACTICE SQUAD					0	0	0.0	--	0	NOT ON ROSTER				
01/08	Houston	PRACTICE SQUAD					PRACTICE SQUAD					NOT ON ROSTER				
TOTALS		2	24	12.0	17	0	1	20	20.0	20	0	3	14	4.7	7	0

RECEIVING:		ZACK MOSS				
DATE	OPP.	NO.	YDS	AVG	LG	TD
09/11	at Houston	Bills				
09/18	at Jacksonville	Bills				
09/25	Kansas City	Bills				
10/02	Tennessee	Bills				
10/06	at Denver	Bills				
10/16	Jacksonville	Bills				
10/23	at Tennessee	Bills				
10/30	Washington	Bills				
11/06	at New England	INACTIVE				
11/13	at Las Vegas	0	0	0.0	--	0
11/20	Philadelphia	0	0	0.0	--	0
11/28	Pittsburgh	0	0	0.0	--	0
12/04	at Dallas	0	0	0.0	--	0
12/17	at Minnesota	0	0	0.0	--	0
12/26	L.A. Chargers	1	5	5.0	5	0
01/01	at N.Y. Giants	0	0	0.0	--	0
01/08	Houston	3	7	2.3	4	0
TOTALS		4	12	3.0	8	0

INDIVIDUAL DEFENSIVE GAME-BY-GAME



DATE	OPP.	BEN BANOGU										JULIAN BLACKMON										TONY BROWN													
		S	A	TK	TL	FL	SK	SKY	INT	FR	FF	PR	PD	S	A	TK	TL	FL	SK	SKY	INT	FR	FF	PR	PD	S	A	TK	TL	FL	SK	SKY	INT	FR	FF
09/11	at Houston	0	0	0	0	0	0.0	0.0	0	0	0	0	1	0	1	0	0	0.0	0.0	0	0	0	0	0	0	0	0	0	0.0	0.0	0	0	0	0	0
09/18	at Jacksonville	0	0	0	0	0	0.0	0.0	0	0	0	0	0	1	1	0	0	0.0	0.0	0	0	0	1	0	0	0	0	0	0.0	0.0	0	0	0	0	0
09/25	Kansas City	0	0	0	0	0	0.0	0.0	0	0	0	0	0	0	0	0	0	0.0	0.0	0	0	0	0	0	0	0	0	0	0.0	0.0	0	0	0	0	0
10/02	Tennessee	0	0	0	0	0	0.0	0.0	0	0	0	0	INACTIVE										0	0	0	0	0	0	0						
10/06	at Denver	0	1	1	0	0	0.0	0.0	0	0	0	0	INACTIVE										0	0	0	0	0	0	0						
10/16	Jacksonville	0	0	0	0	0	0.0	0.0	0	0	0	0	DID NOT PLAY (NON-INJURY)										0	0	0	0	0	0	0						
10/23	at Tennessee	1	0	1	0	0	0.0	0.0	0	0	0	0	2	0	2	0	0	0.0	0.0	0	0	0	0	0	0	0	0	0	0.0	0.0	0	0	0	0	0
10/30	Washington	0	0	0	0	0	0.0	0.0	0	0	0	0	2	0	2	0	0	0.0	0.0	0	0	0	0	0	0	0	0	0	0.0	0.0	0	0	0	0	0
11/06	at New England	0	0	0	0	0	0.0	0.0	0	0	0	0	2	1	3	0	0	1.0	0.0	0	0	1	0	INACTIVE											
11/13	at Las Vegas	0	0	0	0	0	0.0	0.0	0	0	0	0	1	0	1	0	0	0.0	0.0	0	0	0	0	0	0	0	0	0	0.0	0.0	0	0	0	0	0
11/20	Philadelphia	0	0	0	0	0	0.0	0.0	0	0	0	0	4	1	5	1	8	0.0	0.0	0	0	0	0	0	0	0	0	0	0.0	0.0	0	0	0	0	0
11/28	Pittsburgh	2	0	2	0	0	0.0	0.0	0	0	0	0	3	2	4	0	0	0.0	0.0	0	0	0	0	1	4	1	1	6	1.0	6.0	0	0	0	1	0
12/04	at Dallas	0	0	0	0	0	0.0	0.0	0	0	0	0	2	2	4	0	0	0.0	0.0	0	0	0	0	0	0	0	0	0	0.0	0.0	0	0	0	0	0
12/17	at Minnesota	INACTIVE										2	2	4	0	0	0.0	0.0	0	0	0	0	1	0	0	0	0	0.0	0.0	0	0	0	0	0	
12/26	L.A. Chargers	0	0	0	0	0	0.0	0.0	0	0	0	0	5	4	9	0	0	0.0	0.0	0	0	0	0	0	0	0	0	0	0.0	0.0	0	0	0	0	0
01/01	at N.Y. Giants	0	0	0	0	0	0.0	0.0	0	0	0	0	3	0	3	0	0	0.0	0.0	0	0	0	0	0	0	0	0	0	0.0	0.0	0	0	0	0	0
01/08	Houston	0	1	1	0	0	0.0	0.0	0	0	0	0	6	2	8	1	2	0.0	0.0	0	1	0	0	0	0	0	0	0	0.0	0.0	0	0	0	0	0
TOTALS		3	2	5	0	0	0.0	0.0	0	0	0	0	33	13	46	2	10	1.0	1	1	0	1	2	1	0	1	1	6	1.0	6.0	0	0	0	1	0

DATE	OPP.	DEFOREST BUCKNER										BYRON COWART										NICK CROSS													
		S	A	TK	TL	FL	SK	SKY	INT	FR	FF	PR	PD	S	A	TK	TL	FL	SK	SKY	INT	FR	FF	PR	PD	S	A	TK	TL	FL	SK	SKY	INT	FR	FF
09/11	at Houston	2	2	4	0	0	0.0	0.0	0	1	0	0	0	0	0	0	0	0.0	0.0	0	0	0	0	4	0	4	0	0	0.0	0.0	0	0	0	0	0
09/18	at Jacksonville	2	2	4	1	1	0.0	0.0	0	0	0	0	1	0	1	2	0	0.0	0.0	0	0	0	0	3	1	4	0	0	0.0	0.0	0	0	0	0	0
09/25	Kansas City	2	2	4	0	0	0.0	0.0	0	0	0	0	2	0	0	0	0	0.0	0.0	0	0	0	0	0	0	0	0	0	0.0	0.0	0	0	0	0	0
10/02	Tennessee	0	0	0	0	0	0.0	0.0	0	0	0	0	0	0	0	0	0	0.0	0.0	0	0	0	0	0	0	0	0	0	0.0	0.0	0	0	0	0	0
10/06	at Denver	4	0	8	1	6	2.0	13.0	0	0	1	2	1	1	0	1	0	0.0	0.0	0	0	0	0	0	0	0	0	0	0.0	0.0	0	0	0	0	0
10/16	Jacksonville	3	2	5	1	14	1.0	14.0	0	0	1	0	0	0	2	2	0	0.0	0.0	0	0	0	0	0	0	0	0	0	0.0	0.0	0	1	0	0	0
10/23	at Tennessee	0	3	3	0	0	0.0	0.0	0	0	0	3	0	1	1	0	0	0.0	0.0	0	0	0	0	0	0	0	0	0	0.0	0.0	0	0	0	0	0
10/30	Washington	2	1	3	1	1	0.0	1.0	0	0	0	2	0	0	0	0	0	0.0	0.0	0	0	0	0	0	0	0	0	0	0.0	0.0	0	0	0	0	0
11/06	at New England	4	3	7	1	2	1.0	4.0	0	0	0	3	0	0	0	0	0	0.0	0.0	0	0	0	0	0	0	0	0	0	0.0	0.0	0	0	0	0	0
11/13	at Las Vegas	3	2	5	0	0	0.0	3.5	0	0	0	1	0	1	1	0	0	0.0	0.0	0	0	0	0	0	0	0	0	0	0.0	0.0	0	0	0	0	0
11/20	Philadelphia	3	2	5	0	0	0.0	0.0	0	0	0	1	1	2	1	0	0	0.0	0.0	0	0	0	0	0	0	0	0	0	0.0	0.0	0	0	0	0	0
11/28	Pittsburgh	5	1	6	1	0	0.0	0.0	0	0	0	0	1	0	1	0	0	0.0	0.0	0	0	0	0	0	0	0	0	0	0.0	0.0	0	0	0	0	0
12/04	at Dallas	2	1	3	0	0	0.0	0.0	0	0	0	0	0	1	1	0	0	0.0	0.0	0	0	0	0	0	0	0	0	0	0.0	0.0	0	0	0	0	0
12/17	at Minnesota	2	1	3	2	8	1.0	6.0	0	0	0	3	1	0	1	0	0	0.0	0.0	0	0	0	0	1	0	1	0	0	0.0	0.0	0	0	0	0	0
12/26	L.A. Chargers	2	3	5	1	5	1.5	7.0	0	0	1	1	0	0	0	0	0	0.0	0.0	0	0	0	0	0	0	0	0	0	0.0	0.0	0	0	0	0	0
01/01	at N.Y. Giants	4	1	5	0	0	0.0	0.0	0	0	0	1	0	1	1	0	0	0.0	0.0	0	0	0	0	0	0	0	0	0	0.0	0.0	0	0	0	0	0
01/08	Houston	4	0	4	2	6	0.0	0.0	0	0	0	3	0	0	0	0	0	0.0	0.0	0	0	0	0	0	0	0	0	0	0.0	0.0	0	0	0	0	0
TOTALS		44	30	74	11	43	8.0	48.5	0	1	2	22	3	4	8	12	2	2	0	0	0	0	8	1	9	0	0	0.0	0.0	0	1	0	0	0	

DATE	OPP.	BRANDON FACYSON										DALLIS FLOWERS										ZAIRE FRANKLIN													
		S	A	TK	TL	FL	SK	SKY	INT	FR	FF	PR	PD	S	A	TK	TL	FL	SK	SKY	INT	FR	FF	PR	PD	S	A	TK	TL	FL	SK	SKY	INT	FR	FF
09/11	at Houston	3	0	3	0	0	0.0	0.0	0	0	0	0	ON INACTIVE LIST										6	2	8	0	0	0	0						
09/18	at Jacksonville	4	0	4	0	0	0.0	0.0	0	0	0	1	ON INACTIVE LIST										8	2	10	1	1	0	0						
09/25	Kansas City	2	0	2	0	0	0.0	0.0	0	0	0	0	ON INACTIVE LIST										8	4	12	3	0	0	0						
10/02	Tennessee	1	0	1	0	0	0.0	0.0	0	0	0	0	ON INACTIVE LIST										8	7	15	0	0	0	0						
10/06	at Denver	0	0	0	0	0	0.0	0.0	0	0	0	0	0	0	0	0	0	0.0	0.0	0	0	0	0	4	5	9	0	0	0.0	0.0	0	0	0	0	1
10/16	Jacksonville	0	1	1	0	0	0.0	0.0	0	0	0	0	0	0	0	0	0	0.0	0.0	0	0	0	0	7	4	11	1	0	0.0	0.0	0	0	0	0	0
10/23	at Tennessee	1	0	1	0	0	0.0	0.0	0	0	0	0	0	0	0	0	0	0.0	0.0	0	0	0	0	4	3	7	1	0	0.0	0.0	0	0	0	0	0
10/30	Washington	1	0	1	0	0	0.0	0.0	0	0	0	0	0	0	0	0	0	0.0	0.0	0	0	0	0	6	2	8	1	3	0.0	0.0	0	0	0	0	1
11/06	at New England	1	0	1	0	0	0.0	0.0	0	0	0	0	0	0	0	0	0	0.0	0.0	0	0	0	0	5	1	6	2	4	0.5	2.5	0	0	0	1	0
11/13	at Las Vegas	0	0	0	0	0	0.0	0.0	0	0	0	1	0	0	0	0	0	0.0	0.0	0	0	0	0	7	3	10	1	1	0.0	0.0	0	0	0	0	0
11/20	Philadelphia	2	1	3	0	0	0.0	0.0	0	0	0	2	0	0	0	0	0	0.0	0.0	0	0	0	0	5	8	13	0	0	0.5	3.0	0	1	1	0	0
11/28	Pittsburgh	2	0	2	0	0	0.0	0.0	0	0	0	1	0	0	0	0	0	0.0	0.0	0	0	0	0	5	6	11	0	0	0.0	0.0	0	0	0		

INDIVIDUAL DEFENSIVE GAME-BY-GAME



DATE	OPP.	SHAQUILLE LEONARD										TYOUAN LEWIS										RODNEY MCLEOD JR.																
		S	A	TK	TFL	Y	SK	SKY	INT	FR	FF	PR	PD	S	A	TK	TFL	Y	SK	SKY	INT	FR	FF	PR	PD	S	A	TK	TFL	Y	SK	SKY	INT	FR	FF	PR	PD	
09/11	at Houston	INACTIVE										INACTIVE										INACTIVE																
09/18	at Jacksonville	INACTIVE										INACTIVE										INACTIVE																
09/25	Kansas City	INACTIVE										INACTIVE										INACTIVE																
10/02	Tennessee	1	1	2	0	0	0.0	0.0	0	0	0	0	0	1	2	3	0	0	0.0	0.0	0	0	0	0	0	4	4	0	0	0	0.0	0.0	0	0	0	0	0	
10/06	at Denver	INACTIVE										INACTIVE										INACTIVE																
10/16	Jacksonville	INACTIVE										INACTIVE										INACTIVE																
10/23	at Tennessee	INACTIVE										INACTIVE										INACTIVE																
10/30	Washington	3	1	4	0	0	0.0	0.0	1	0	0	0	1	INJURED RESERVE										INJURED RESERVE														
11/06	at New England	4	1	5	0	0	0.0	0.0	0	0	0	0	0	INJURED RESERVE										INJURED RESERVE														
11/13	at Las Vegas	INJURED RESERVE										INJURED RESERVE										INJURED RESERVE																
11/20	Philadelphia	INJURED RESERVE										INJURED RESERVE										INJURED RESERVE																
11/28	Pittsburgh	INJURED RESERVE										INJURED RESERVE										INJURED RESERVE																
12/04	at Dallas	INJURED RESERVE										INJURED RESERVE										INJURED RESERVE																
12/17	at Minnesota	INJURED RESERVE										INJURED RESERVE										INJURED RESERVE																
12/26	L.A. Chargers	INJURED RESERVE										INJURED RESERVE										INJURED RESERVE																
01/01	at N.Y. Giants	INJURED RESERVE										INJURED RESERVE										INJURED RESERVE																
01/08	Houston	INJURED RESERVE										INJURED RESERVE										INJURED RESERVE																
TOTALS		8	3	11	0	0	0.0	0.0	1	0	0	0	1	8	5	13	2	11	1.0	0.0	0	0	0	1	2	1	56	36	92	8	17	0.0	0.0	2	1	0	0	8

DATE	OPP.	KENNY MOORE II										YANNICK NGAKOU										IFEADI ODENIGBO															
		S	A	TK	TFL	Y	SK	SKY	INT	FR	FF	PR	PD	S	A	TK	TFL	Y	SK	SKY	INT	FR	FF	PR	PD	S	A	TK	TFL	Y	SK	SKY	INT	FR	FF	PR	PD
09/11	at Houston	6	1	7	0	0	0.0	0.0	0	0	0	0	0	2	0	2	1	3	0.0	0.0	0	0	0	0	0	0	0	0	0	0	0.0	0.0	0	0	0	0	1
09/18	at Jacksonville	4	1	5	0	0	0.0	0.0	0	0	0	0	0	1	1	2	0	0	0.0	0.0	0	0	0	0	0	0	0	0	0	0	0.0	0.0	0	0	0	0	0
09/25	Kansas City	2	0	2	0	0	0.0	0.0	0	0	0	0	0	1	1	2	1	5	1.0	5.0	0	0	0	0	2	0	0	1	1	0	0.0	0.0	0	0	0	0	0
10/02	Tennessee	3	2	5	0	0	0.0	0.0	0	0	0	0	0	0	1	1	0	0	0.0	0.0	0	0	0	0	0	0	0	0	0	0	0.0	0.0	0	0	0	0	0
10/06	at Denver	6	0	6	1	2	0.0	0.0	0	0	0	0	1	1	2	1	4	1.7	5.0	0	0	0	0	2	0	0	1	1	0	0.0	0.0	0	0	0	0	0	
10/16	Jacksonville	1	1	2	0	0	0.0	0.0	0	0	0	0	0	0	0	0	0	0	0.0	0.0	0	0	0	0	0	2	1	3	1	7	1.0	7.0	0	0	0	0	1
10/23	at Tennessee	3	1	4	1	7	1.0	7.0	0	0	0	0	1	3	2	5	1	9	1.0	9.0	0	0	0	0	2	0	1	0	1	0	0.0	0.0	0	0	0	0	0
10/30	Washington	6	3	9	1	7	0.0	0.0	0	0	0	0	0	1	1	2	0	0	0.5	6.0	0	0	0	0	2	0	0	1	1	0	0.5	6.0	0	0	0	0	2
11/06	at New England	2	2	4	0	0	0.0	0.0	0	0	0	0	0	0	1	1	0	0	0.5	1.5	0	0	0	0	1	0	0	0	0	0	0.0	0.0	0	0	0	0	0
11/13	at Las Vegas	6	1	7	1	3	0.0	0.0	0	0	0	0	1	0	1	1	0	0	0.5	3.5	0	0	0	0	1	0	0	1	1	0	0.0	0.0	0	0	0	0	0
11/20	Philadelphia	4	0	4	0	0	0.0	0.0	0	0	0	0	0	2	1	3	0	0	1.5	6.0	0	0	0	0	1	0	2	0	2	0	1.0	8.0	0	0	0	1	1
11/28	Pittsburgh	7	3	10	ON INACTIVE LIST										3	1	4	2	17	2.0	17.0	ON INACTIVE LIST															
12/04	at Dallas	ON INACTIVE LIST										ON INACTIVE LIST										ON INACTIVE LIST															
12/17	at Minnesota	INACTIVE										INACTIVE										INACTIVE															
12/26	L.A. Chargers	INACTIVE										INACTIVE										INACTIVE															
01/01	at N.Y. Giants	INACTIVE										INACTIVE										NOT ON ROSTER															
01/08	Houston	INJURED RESERVE										INJURED RESERVE										NOT ON ROSTER															
TOTALS		50	15	65	4	19	1.0	7.0	0	0	0	1	4	18	11	29	8	45	9.5	62.5	0	0	1	16	0	7	5	12	3	14	3.5	28.0	0	0	1	6	0

DATE	OPP.	DAYVO ODEVINGBO										BOBBY OKEREKE										KWITY PAYE															
		S	A	TK	TFL	Y	SK	SKY	INT	FR	FF	PR	PD	S	A	TK	TFL	Y	SK	SKY	INT	FR	FF	PR	PD	S	A	TK	TFL	Y	SK	SKY	INT	FR	FF	PR	PD
09/11	at Houston	0	0	0	0	0	0.0	0.0	0	0	0	0	0	6	1	7	0	0	0.0	0.0	0	0	0	0	1	6	1	7	2	11	2.0	11.0	0	0	0	0	2
09/18	at Jacksonville	0	0	0	0	0	0.0	0.0	0	0	0	0	0	9	2	11	1	1	0.0	0.0	0	0	0	0	0	2	1	3	1	1	0.0	0.0	0	0	0	0	0
09/25	Kansas City	2	0	2	1	3	0.0	0.0	0	0	0	0	0	4	3	7	0	0	0.0	0.0	0	0	0	0	0	3	0	3	1	1	0.0	0.0	0	0	0	0	0
10/02	Tennessee	1	1	2	1	12	1.0	12.0	0	0	0	0	1	5	3	8	0	0	0.0	0.0	0	0	0	0	0	1	2	3	1	9	1.0	9.0	0	0	0	0	2
10/06	at Denver	1	3	4	0	0	0.5	3.5	0	0	0	0	2	6	3	9	1	1	0.0	0.0	0	0	0	0	0	0	0	0	0	0	0.0	0.0	0	0	0	0	1
10/16	Jacksonville	1	0	1	0	0	0.0	0.0	0	0	0	0	0	8	5	13	1	5	0.0	0.0	0	0	0	0	0	ON INACTIVE LIST											
10/23	at Tennessee	0	0	0	0	0	0.0	0.0	0	0	0	0	1	6	4	10	0	0	0.0	0.0	0	0	0	0	2	ON INACTIVE LIST											
10/30	Washington	0	1	1	0	0	0.0	0.0	0	0	0	0	0	3	4	7	0	0	0.0	0.0	0	0	0	0	0	ON INACTIVE LIST											
11/06	at New England	0	0	0	0	0	0.0	0.0	0	0	0	0	0	4	0	4	1	5	0.0	0.0	0	0	0	0	1	7	1	8	1	6	1.0	6.0	0	0	0	0	1
11/13	at Las Vegas	0	0	0	0	0	0.0	0.0	0	0	0	0	0	2	0	6	3	9	0	0	0	0	0	0	0	0	0	0	0	0	0.0	0.0	0	0	0	0	0
11/20	Philadelphia	2	1	3	0	0	0.0	0.0	0	0	0	0	0	1	4	5	9	0	0.0	0.0	0	0	0	0	0	ON INACTIVE LIST											
11/28	Pittsburgh	2	2	4	0	0	0.0	0.0	0	0	0	0	0	3	2	5	0	0	0.0	0.0	0	0	0	0	0	ON INACTIVE LIST											
12/04	at Dallas	0	2	2	0	0	0.0	0.0	0	0	0	0	0	4	3	7	0	0	0.0	0.0	0	0	0	0	0	6	3	9	1	5	1.0	5.0	0	0	0	0	1
12/17	at Minnesota	4	1	5	1	8	2.0	8.0	0	0	0	0	2	6	6	12	0	0	0.0	0.0	0	0	0	0	0	1	5	1	6	2	5.0	4.0	0	0	0	0	2
12/26	L.A. Chargers	2	1	3	1	11	1.5	13.0	0	0	0	0	2	7	2	9	0	0	0.0	0.0	0	0	0	0	0	1	2	3	1	1	0.0	0.0	0	0	0	0	1
01/01	at N.Y. Giants	1	0	1	0	0	0.0	0.0	0	0	0	0	0	13	4	17	2	3	0.0	0.0	0	0	0	0	1	0	1	2	0	0	0.0	0.0	0	0	0	0	0
01/08	Houston	2	1	3	1	7	0.0	0.0	0	0	0	0	0	3	2	5	0	0	0.0	0.0	0	0	0	0	0	0	0	1	1	0	0.0	0.0	0	0	0	0	0
TOTALS		18	13	31	5	41	5.0	36.5	0	0	0	11	0	97	52	149	6	15	0.0	0.0	0	2	2	0	5	32	13	45	10	39	6.0	35.0	0	0	1	0	10

DATE	OPP.	ISAIAH RODGERS SR.										E.J. SPEED										GROVER STEWART															
		S	A	TK	TFL	Y	SK	SKY	INT	FR	FF	PR	PD	S	A	TK	TFL	Y	SK	SKY	INT	FR	FF	PR	PD	S	A	TK	TFL	Y	SK	SKY	INT	FR	FF	PR	PD
09/11	at Houston	0	0	0	0	0	0.0	0.0	0	0	0	0	0	3	4	7	0	0	1.0	7.0	0	0	0	0	1	5	0	5	2	5	0.0	0.0	0	0	0	0	1
09/18	at Jacksonville	0	0	0	0	0	0.0	0.0	0	0	0	0	0	5	0	5	2	3	0.0	0.0	0	0	0	0	0	3	2	5	0	0	0.0	0.0	0	0	0	0	0
09/25	Kansas City	2	0	2	0	0	0.0	0.0	0	0	0	0	0	0	1	1	0	0	0.0	0.0	0	0	0	0	0	1	1	2	0	0	0.0						

INDIVIDUAL DEFENSIVE GAME-BY-GAME



DATE	OPP.	RODNEY THOMAS II										CHRIS WILLIAMS												
		S	A	TK	TFL	TFLY	SK	SKY	INT	FR	FF	PR	PD	S	A	TK	TFL	TFLY	SK	SKY	INT	FR	FF	PR
09/11	at Houston	0	0	0	0	0	0.0	0.0	0	0	0	0	0	0	0	0	0	0	0	0	0	0	0	
09/18	at Jacksonville	0	0	0	0	0	0.0	0.0	0	0	0	0	0	0	0	0	0	0	0	0	0	0	0	
09/25	Kansas City	2	0	2	0	0	0.0	0.0	0	0	0	0	0	0	0	0	0	0	0	0	0	0	0	
10/02	Tennessee	2	0	2	0	0	0.0	0.0	0	0	0	0	0	0	0	0	0	0	0	0	0	0	0	
10/06	at Denver	2	3	5	0	0	0.0	0.0	1	0	0	0	2	0	0	0	0	0.0	0.0	0	0	0	1	0
10/16	Jacksonville	4	3	7	0	0	0.0	0.0	0	0	0	0	0	1	0	1	0	0	0.0	0.0	0	0	0	0
10/23	at Tennessee	1	0	1	0	0	0.0	0.0	0	0	0	0	0	0	0	0	0	0	0.0	0.0	0	0	0	0
10/30	Washington	1	1	2	0	0	0.0	0.0	0	0	0	0	0	0	0	0	0	0	0	0	0	0	0	0
11/06	at New England	4	0	4	0	0	0.0	0.0	0	0	0	0	0	0	0	0	0	0	0	0	0	0	0	0
11/13	at Las Vegas	0	2	2	0	0	0.0	0.0	0	0	0	0	0	0	0	0	0	0	0	0	0	0	0	0
11/20	Philadelphia	1	0	1	0	0	0.0	0.0	0	0	0	0	0	0	0	0	0	0	0	0	0	0	0	0
11/28	Pittsburgh	1	1	2	0	0	0.0	0.0	0	0	0	0	0	0	0	0	0	0.0	0.0	1	0	0	0	0
12/04	at Dallas	1	2	3	0	0	0.0	0.0	0	0	0	0	0	0	0	0	0	0	0	0	0	0	0	0
12/17	at Minnesota	1	3	4	0	0	0.0	0.0	1	0	0	1	0	0	0	0	0	0	0	0	0	0	0	0
12/26	L.A. Chargers	5	1	6	0	0	0.0	0.0	1	0	0	2	0	0	0	0	0	0	0	0	0	0	0	0
01/01	at N.Y. Giants	6	1	7	0	0	0.0	0.0	0	0	0	0	0	0	1	1	0	0	0.0	0.0	0	0	0	0
01/08	Houston	2	0	2	0	0	0.0	0.0	1	0	0	0	1	0	0	0	0	0	0	0	0	0	0	0
TOTALS		33	17	50	0	0	0.0	0.0	4	0	0	0	6	1	1	2	0	0.0	0.0	0	0	0	1	0

2022 REGULAR SEASON STANDINGS



FINAL 2022 REGULAR SEASON STATISTICS

AMERICAN FOOTBALL CONFERENCE

AFC EAST	W	L	T	PCT	PF	PA
z - Buffalo	13	3	0	.813	455	286
x - Miami	9	8	0	.529	397	399
New England	8	9	0	.471	364	347
N.Y. Jets	7	10	0	.412	296	316

AFC NORTH	W	L	T	PCT	PF	PA
z - Cincinnati	12	4	0	.750	418	322
x - Baltimore	10	7	0	.588	350	315
Pittsburgh	9	8	0	.529	308	346
Cleveland	7	10	0	.412	361	381

AFC SOUTH	W	L	T	PCT	PF	PA
z - Jacksonville	9	8	0	.529	404	350
Tennessee	7	10	0	.412	298	359
Indianapolis	4	12	1	.265	289	427
Houston	3	13	1	.206	289	420

AFC WEST	W	L	T	PCT	PF	PA
* - Kansas City	14	3	0	.824	496	369
x - L.A. Chargers	10	7	0	.588	391	384
Las Vegas	6	11	0	.353	395	418
Denver	5	12	0	.294	287	359

NATIONAL FOOTBALL CONFERENCE

NFC EAST	W	L	T	PCT	PF	PA
* - Philadelphia	14	3	0	.824	477	344
x - Dallas	12	5	0	.706	467	342
x - N.Y. Giants	9	7	1	.559	365	371
Washington	8	8	1	.500	321	343

NFC NORTH	W	L	T	PCT	PF	PA
z - Minnesota	13	4	0	.765	424	427
Detroit	9	8	0	.529	453	427
Green Bay	8	9	0	.471	370	371
Chicago	3	14	0	.176	326	463

NFC SOUTH	W	L	T	PCT	PF	PA
z - Tampa Bay	8	9	0	.471	313	358
Carolina	7	10	0	.412	347	374
New Orleans	7	10	0	.412	330	345
Atlanta	7	10	0	.412	365	386

NFC WEST	W	L	T	PCT	PF	PA
z - San Francisco	13	4	0	.765	450	277
x - Seattle	9	8	0	.529	407	401
L.A. Rams	5	12	0	.294	307	384
Arizona	4	13	0	.235	340	449

x - Clinched Wild Card

z - Clinched Division

* - Clinched Division and Homefield Advantage



**BRADEN
SMITH**

TACKLE

COLTS HISTORY





INDIANAPOLIS COLTS HISTORY

The roots of the franchise go back to December 28, 1946, when the bankrupt Miami Seahawks of the All-America Football Conference were purchased and relocated to Baltimore by a group headed by Bob Rodenberg. As the result of a contest in Baltimore, won by Charles Evans of Middle River, Md., the team was renamed the "Colts."

On September 7, 1947, wearing green and silver uniforms, the Colts, under Head Coach Cecil Isbell, won their initial AAFC game, 16-7, over the Brooklyn Dodgers. The team concluded its inaugural season before a record Baltimore crowd of 51,583 by losing to the New York Yankees, 21-7. The Colts finished with a 2-11-1 record, good for a fourth-place finish in the Eastern Division.

The Colts completed the 1948 season with a 7-8 record, tying the Buffalo Bills for the division title.

The Colts compiled a 1-11 mark in 1949.

The AAFC and NFL merged in 1950, and the Colts joined the NFL.

After posting a 1-11 record for the second consecutive year, the franchise was dissolved by the league on January 18, 1951, because of its failing financial condition.

After two seasons without professional football, NFL Commissioner Bert Bell challenged the franchise in December of 1952 to sell 15,000 season tickets within six weeks in order to re-enter the NFL. That 15,000-ticket quota was reached in four weeks and three days.

On January 23, 1953, under the principal ownership of Carroll Rosenbloom, the NFL's Dallas Texans franchise was moved to Baltimore where, keeping the "Colts" nickname, the Texans team colors of blue and white were inherited.

Before their first NFL season, the "new" Baltimore Colts engineered one of the biggest trades in sports history. In a deal with Cleveland involving 15 players, Baltimore received 10 Browns in exchange for five Colts. Among the players traded to Baltimore were Don Shula, Bert Rechichar, Carl Taseff and Art Spinney. These players helped the Colts open 1953 with a 13-9 upset of Chicago in a game where Rechichar booted a then-NFL record 56-yard field goal.

In 1954, the Colts hired Weeb Ewbank as head coach. Ewbank guided the Colts for nine seasons (the longest tenure of any Colts head coach) and won two conference and NFL championships.

On November 30, 1958, the Colts clinched their first Western Conference title with a 35-27 win over San Francisco before a record home sellout crowd of 57,557. Four weeks later, Baltimore won its first NFL title, downing the New York Giants, 23-17, in the fabled "sudden-death" overtime contest at Yankee Stadium.

The Colts repeated as champion in 1959, clinching their second conference crown after defeating the Giants, 31-16, in Baltimore for the NFL Championship.

In 1963, Shula replaced Ewbank as the team's third head coach since 1953. During 1963, QB-John Unitas led the Colts offense to eight team records and set a then-NFL seasonal mark of 237 completions.

The Colts won a then-club record 11 consecutive games in 1964, en route to clinching their third conference title. That season, WR-Raymond Berry caught his 506th career pass and RB-Lenny Moore scored 20 touchdowns, then both NFL records.



1963 - John Unitas

1950s



1953 - Baltimore Colts



1953 - Don Shula



1954 - Weeb Ewbank

HISTORY



1964 - Tom Matte

In 1965, Baltimore tied Green Bay for the conference title. With HB-Tom Matte quarterbacking the club because of injuries to Unitas and Gary Cuozzo, the Colts lost a controversial 13-10 "sudden-death" playoff contest to the Packers.

Under Shula, Baltimore made its first Super Bowl appearance in 1968. The club won the Coastal Division with a 13-1 mark, then defeated Minnesota, 24-14, in the Western Conference Championship game and blanked Cleveland, 34-0, for the NFL Championship. The team faced the American Football League Champion New York Jets in Super Bowl III, losing a 16-7 upset.

In May of 1969, the NFL merged with the AFL and Baltimore, Pittsburgh and Cleveland joined the old AFL teams to form the American Football Conference of the NFL.

As members of the AFC Eastern Division, the Colts won their first AFC game, 16-14, over San Diego on September 20, 1970. After clinching the division title, the Colts topped Cincinnati, 17-0, and Oakland, 27-17, to win the AFC Championship. On January 17, 1971, the Colts defeated Dallas in Super Bowl V, 16-13, on K-Jim O'Brien's 32-yard field goal with five seconds remaining in the game.

In July of 1972, the Colts came under new ownership as Robert Irsay acquired the club from Rosenbloom in exchange for the Los Angeles Rams.

In 1974, two Colts set NFL records as RB-Lydeell Mitchell rushed 40 times at the New York Jets and QB-Bert Jones completed 17 consecutive passes versus the Jets. Mitchell led the NFL with 72 receptions. In 1975, Mitchell became the first Colts player with a 1,000-plus yard season, gaining 1,193 yards on 289 rushes.

After a 2-12 record in 1974, Baltimore's fortunes changed with the hiring of Ted Marchibroda as head coach in February of 1975. Marchibroda led the Colts to three consecutive division titles before posting consecutive 5-11 seasons in 1978 and 1979.

Mike McCormack replaced Marchibroda as head coach in January of 1980. The Colts improved to 7-9 in 1980 before recording a 2-14 mark in 1981.

On December 21, 1981, Frank Kush succeeded McCormack as head coach.

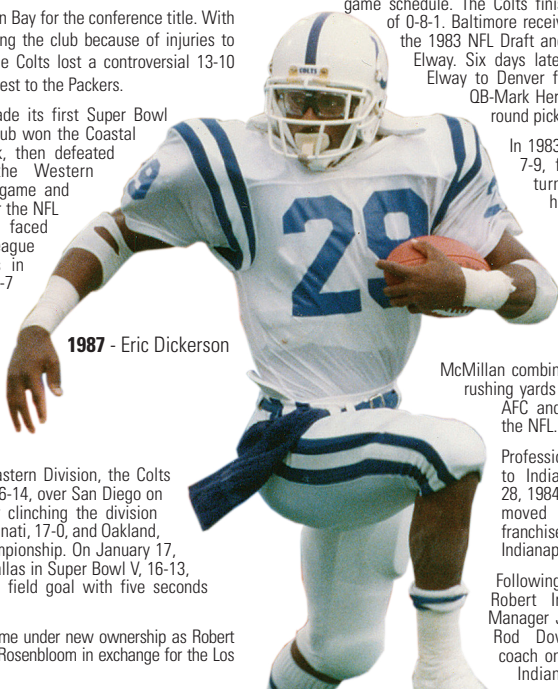
After two weeks of action in 1982, a players' strike resulted in the cancellation of seven games, and the NFL played a nine-game schedule. The Colts finished with a record of 0-8-1. Baltimore received the first pick of the 1983 NFL Draft and selected QB-John Elway. Six days later, the Colts traded Elway to Denver for OT-Chris Hinton, QB-Mark Herrmann and its first-round pick in 1984.

In 1983, the Colts finished 7-9, forging the biggest turnaround in NFL history for a team that had gone winless in the previous season.

Hinton started at right guard in the Pro Bowl. RBs-Curtis Dickey and Randy McMillan combined for nearly 2,000 rushing yards as the club led the AFC and ranked second in the NFL.

Professional football came to Indianapolis on March 28, 1984, when Robert Irsay moved the historic NFL franchise from Baltimore to Indianapolis.

Following the 1984 season, Robert Irsay and General Manager Jim Irsay appointed Rod Dowhower as head coach on January 28, 1985. Indianapolis earned a




1987 - Eric Dickerson

1960s


1970s




1964 - Lenny Moore



1968 - Western Conference Championship Game



1970 - Tom Nowatzke



1972 - Robert Irsay

HISTORY



5-11 mark with a club that rushed for a conference-leading 2,439 yards, fifth-best in the NFL. The team's 5.0 yards per carry rushing average marked the first time in a decade an AFC team achieved that feat.

On December 1, 1986, Ron Meyer succeeded Dowhower as head coach. Meyer led the club to the division title in 1987, before falling in the divisional round at Cleveland, 38-21.

RB-Eric Dickerson, acquired in a blockbuster trade on October 31, 1987, won the NFL rushing title in 1988 with 1,659 yards.

Indianapolis earned a 9-7 record in 1988 and an 8-8 mark in 1989, but lost playoff positions on the last weekend of each season.

The Colts were 7-9 in 1990. Meyer earned a 36-35 regular season record before being succeeded by Rick Venturi on October 1, 1991.

Marchibroda returned as head coach on January 28, 1992. He led the Colts to a 9-7 record in 1992, the second time he guided the team to a then NFL-best eight-game one-season turnaround.

The Colts posted a 4-12 record in 1993 and an 8-8 mark in 1994.

The 1995 Colts earned a 9-7 record and gained playoff wins at San Diego and Kansas City before falling, 20-16, at Pittsburgh in the AFC Championship Game.



1995 - AFC Championship Game

Marchibroda's tenure ended on February 9, 1996. His 73 career victories tied Shula for the most in Colts history. Lindy Infante became head coach on February 15, 1996. The Colts were 9-7 in 1996, reaching the playoffs in consecutive seasons for the first time since 1975-77.

Jim Irsay became Owner and Chief Executive Officer in 1997, and Bill Polian was named president on December 22, 1997, one day after the club finished a 3-13 season.

Jim Mora succeeded Infante as head coach on January 12, 1998. The Colts were 3-13 in 1998. RB-Marshall Faulk's 2,227 scrimmage yards set a club seasonal mark, while QB-Peyton Manning (326-of-575 passes for 3,739 yards and 26 touchdowns) set NFL rookie records in every passing category.



1998 - Peyton Manning

At 13-3 in 1999, the Colts produced a then-NFL record 10-game one-season turnaround. The club won 11 straight games, tying then the franchise record achieved in 1964 and 1975-76. Manning, RB-Edgerrin James and WR-Marvin Harrison earned Pro Bowl honors, while K-Mike Vanderjagt won the NFL scoring title. The club earned its first playoff game in Indianapolis, but fell to Tennessee, 19-16.

The Colts were 10-6 in 2000, but lost in overtime at Miami, 23-17, in the Wild Card round. The back-to-back 10-plus-victory seasons were a first for the club since 1976-77. Manning (4,413) and James (1,709, 2,303) won the NFL passing, rushing and scrimmage yards titles.


The Colts were 6-10 in 2001, but Manning (4,131) and Harrison (109) had outstanding yardage and reception seasons. Tony Dungy succeeded Mora as head coach on January 22, 2002.

In 2002, Dungy led the Colts to a 10-6 record before losing in the Wild Card round at the New York Jets, 41-0. Manning became the first NFL player with four consecutive 4,000-plus passing yard seasons, while Harrison set a then-NFL seasonal record with 143 receptions and became the only NFL player with 100-plus receptions in four consecutive seasons.


In 2003, the Colts were 12-4, won the AFC South and advanced to the AFC Championship Game, falling at New England, 24-14. K-Mike Vanderjagt set a then NFL record with 41 consecutive field goals made, including all 37 attempts in 2003.

Dungy led the Colts to a 12-4 mark and the AFC South title in

1980s



1983 - Chris Hinton




1987 - Eric Dickerson & Jim Irsay

1990s



1994 - Jim Harbaugh



1994 - Marshall Faulk

HISTORY



2004. Manning set NFL seasonal records with 49 touchdown passes (since broken) and a 121.1 rating, while the club set seasonal-bests with 522 points and 6,475 net yards (since broken). The Colts topped Denver, 49-24, in the Wild Card Playoffs before losing at New England, 20-3.

In 2005, Dungy directed the Colts to a 14-2 record, which set the franchise record for seasonal wins. The club became then only the fourth in NFL history to earn a 13-0 start. The Colts fell in the Divisional Playoffs to Pittsburgh, 21-18. Dungy topped 100 career victories, while the Colts passed 400 wins in franchise history.

In 2006, the Colts were 12-4 and captured the fourth world championship in franchise history with a 29-17 win over Chicago in Super Bowl XLI in Miami Gardens, Fla. The club defeated Chicago after besting three prior playoffs foes, Kansas City (23-8), Baltimore (15-6) and New England (38-34).

In 2007, the Colts were 13-3, won a club-record fifth straight division title and became the first NFL team with five consecutive seasons with 12-plus victories. The club fell in the Divisional Playoffs to San Diego, 28-24.

In 2008, the Colts were 12-4, extending their league mark with six consecutive 12-plus-victory seasons. The club became the first in NFL history to win at least seven consecutive games in five consecutive seasons. Manning won his third AP NFL MVP award. Indianapolis fell in the Wild Card Playoffs in overtime at San Diego, 23-17.

Jim Caldwell succeeded Dungy as head coach on January 12, 2009. Dungy finished as the only coach in Colts history to post 10-plus wins and earn playoff appearances in seven straight seasons. In 2009, the club was 14-2 and became only the third team to start a season 14-0. The club extended its records to seven consecutive seasons with 12-plus victories and six years with a winning streak exceeding seven games. Caldwell tied the rookie mark for seasonal victories by an NFL head coach, and he earned the most consecutive wins to open a season and a career

by a first-year head coach. Manning won an unprecedented fourth AP NFL MVP honor. The club set league marks for most consecutive regular season wins (23, 2008-09) and most regular season decade wins (115, 2000-09). Indianapolis defeated Baltimore, 20-3, and the New York Jets, 30-17, before falling to New Orleans, 31-17, in Super Bowl XLIV in Miami Gardens, Fla.

The Colts were 10-6 in 2010, won the AFC South and tied the NFL mark with a ninth consecutive playoff appearance (Dallas, 1975-83). It was the club's ninth straight season with 10-plus victories. The club fell in the Wild Card Playoffs to the New York Jets, 17-16.

Following a 2-14 campaign in 2011, Vice Chairman Bill Polian, Vice President & General Manager Chris Polian and Head Coach Jim Caldwell were all relieved of their duties. Jim Irsay and the organization hired Ryan Grigson to serve as the team's new general manager and Chuck Pagano as the team's new head coach.

The 2012 Colts faced one of the most unique years in franchise history. The team quickly experienced adversity when their head coach, Chuck Pagano, was diagnosed with a curable form of leukemia four weeks into the season. The Colts rallied around their ailing head coach and the "CHUCKSTRONG" campaign en route to accomplishing one of their main goals – extending the season for Pagano's return. Offensive Coordinator/Interim Head Coach Bruce Arians guided the team to a 9-3 record in Pagano's absence and clinched a playoff berth with the team's 20-13 victory at Kansas City. In the regular season finale, Pagano returned for the first time since his absence and capitalized on the team's goal, defeating the Houston Texans.



2000 - Edgerrin James

2000s



2002 - Marvin Harrison



2006 - Super Bowl XLI Championship Ring



2006 - Tony Dungy

HISTORY



Indianapolis fell short in an AFC Wild Card Playoff meeting at Baltimore, who won the ensuing Super Bowl. Although it was a difficult end to the season, the year was filled with highlights. The Colts finished with an 11-5 regular season record and tied the third-largest one-year turnaround in NFL history. Pagano and Arians earned dual Coach of the Year honors from several media outlets while Grigson was named the Executive of the Year from PFWW/PFWA and *The Sporting News*. Three players represented the Colts in the Pro Bowl, including Luck, Mathis and Wayne. In his rookie season, Luck led the Colts to the most wins by a No. 1 overall draft pick in NFL history while setting records for the most passing yards (4,374), attempts (627) and 300-yard passing games (six) by a rookie in NFL history.

Indianapolis concluded the 2013 campaign with an 11-5 regular season record, while earning its first AFC South Division title since 2010. The team also won its first playoff game since 2009 after defeating the Kansas City Chiefs in an AFC Wild Card meeting, 45-44, which was the second-largest comeback in NFL postseason history. The Colts tallied a perfect 6-0 division record and became the first NFL team to finish a season with the least amount of turnovers (14) and penalties (66) since 2002. Three players including Mathis, Luck and LS-Matt Overton were named to the Pro Bowl. Mathis led the NFL and set a career-high with 19.5 sacks, earning the inaugural Deacon Jones Award. He also became the franchise all-time sack leader (111.0) en route to Associated Press First Team NFL All-Pro honors.



2013 - Robert Mathis

The Colts finished the 2014 campaign with an 11-5 regular season record, while earning their second consecutive AFC South Division title. The team also won two postseason contests and made it back to the AFC Championship game for the first time since 2009. Indianapolis notched its third consecutive 11-win season in 2014, which made Pagano only the second head coach in NFL history to earn 11 wins in each

of his first three seasons with a team. The Colts recorded a perfect 6-0 division record for the second straight year, marking the first time in franchise history they've accomplished the feat in back-to-back seasons. They also claimed their ninth AFC South title since 2002, which is the second-most division titles of any NFL team during that span. Seven Colts players earned Pro Bowl honors in 2014, including S-Mike Adams, CB-Vontae Davis, Hilton, ILB-D'Qwell Jackson, Luck, P-Pat McAfee and Vinatieri. McAfee and Vinatieri also earned Associated Press First Team NFL All-Pro accolades.



2014 - Andrew Luck

In 2015, the Colts finished with an 8-8 record and a winning record in the AFC South Division for the fourth consecutive year. Following a Week 5 victory against the Houston Texans, Indianapolis set an NFL record for the most consecutive wins against a division opponent with 16. QB-Matt Hasselbeck finished with a 5-3 record as a starter, filling in for an injured Andrew Luck. RB-Frank Gore logged the team's highest rushing total dating back to 2007 with 967 yards and Indianapolis' defense finished with five touchdowns, which tied the franchise record for the most in a season (1975 and 1994). The team featured three Pro Bowlers, including Adams, Davis and Hilton who all made their second consecutive appearances. The season was highlighted with a victory against the undefeated and eventual Super Bowl Champion Denver Broncos in a Week 9 contest at Lucas Oil Stadium. Indianapolis' defense limited the Broncos to 35 rushing yards while the Colts offense compiled one of its most impressive offensive performances of the year with 365 net yards.

The Colts finished with an 8-8 record in 2016 and missed the playoffs in back-to-back years for the first time since 1997-98. Hilton led the NFL in receiving yards (1,448) and Gore recorded the team's first 1,000-yard rushing season dating back to 2007 (1,025). Gore also posted two 100-yard rushing contests, which

2010s



2014 - AFC Championship Game



2015 - T.Y. Hilton

HISTORY



were the first for the Colts since 2012. OLB-Erik Walden ranked tied for eighth in the league with a career-high 8.0 sacks. On special teams, Vinatieri set a new NFL record for consecutive field goals made with 44 dating back to the 2015 season and McAfee led the league in punting average (49.3). Mathis concluded his 14-year career for Indianapolis. He finished first in franchise history in sacks (123.0) and sacks in a season (19.5 in 2013) and holds the NFL record for career sack-forced fumbles (47). Hilton and McAfee were both selected to the Pro Bowl. Gore was the recipient of the 2016 Art Rooney Sportsmanship Award. Following the season, the Colts hired Chris Ballard as the team's new general manager.

In 2017, the Colts finished 4-12 and battled injuries throughout the season as 27 players were placed on the team's Injured Reserve List. With Luck missing the season due to injury, the team turned to second-year QB-Jacoby Brissett, who was acquired via trade with the New England Patriots. Brissett threw for 3,098 yards with 13 touchdowns and seven interceptions. Gore finished with 1,206 yards from scrimmage to extend his NFL record to 12 consecutive seasons with at least 1,200-plus scrimmage yards. Gore also became the fifth all-time leading rusher in NFL history. TE-Jack Doyle had a career year with 80 receptions for 690 yards and four touchdowns en route to his first career Pro Bowl. His reception total ranked as the second-most in franchise single-season history among tight ends. Hilton compiled 966 yards and four touchdowns as he was selected to his fourth consecutive Pro Bowl. Defensively, second-year ILB-Antonio Morrison led the team with 108 tackles while DLB-Jabaal Sheard paced the team with 5.5 sacks. On special teams, Vinatieri finished with 109 points. It marked the 20th time he eclipsed 100-plus points in a season which extended his league record. P-Rigoberto Sanchez ranked fourth in net punting average (42.6) and was named to



2016 - Robert Mathis retires as the team's all-time leader in sacks with 123.0.

the PFWA All-Rookie Team. Following the season, the team parted ways with Pagano and hired Frank Reich to serve as the team's new head coach.

In 2018, the Colts became the third team in NFL history to start a season 1-5 and make the playoffs, finishing the year 10-6. Indianapolis defeated the Houston Texans in an AFC Wild Card Playoff contest before falling to the Kansas City Chiefs in an AFC Divisional Playoff matchup the following week. It was the team's first appearance in the playoffs dating back to 2014. Luck started all 16 games after missing the 2017 season and threw for 4,593 yards and 39 touchdowns. He was voted the NFL's Comeback Player of the Year and was named to the Pro Bowl. Hilton logged his fifth career 1,000-yard receiving season and TE-Eric Ebron caught 13 touchdowns which led all tight ends in the league. Ebron was named to his first career Pro Bowl. RB-Marlon Mack led the team in rushing with 908 yards while adding 10 total touchdowns. The Colts offensive line ranked first in the NFL with the fewest sacks allowed. The unit was led by rookie G-Quenton Nelson who was selected to the Pro Bowl and was named a First Team All-Pro. Defensively, rookie LB-Shaquille Leonard led the league in tackles with 163 while contributing with 7.0 sacks, 12.0 tackles for loss, four forced fumbles, two fumble recoveries, two interceptions and eight passes defended. He was named a First Team All-Pro and was voted as the NFL's Defensive Rookie of the Year. DT/DE-Denico Autry led the team with 9.0 sacks and CB-Kenny Moore II led the Colts with three interceptions. Vinatieri totaled 113 points and became the NFL's all-time leading point scorer. Reich was named the AFC Coach of the Year by the NFL 101 Committee and Ballard was named the Executive of the Year by the PFWA.

In 2019, the Colts finished with a 7-9 record. For the second consecutive year, Nelson (first team) and Leonard (second team) were selected to the Associated Press NFL All-Pro Team. Nelson, Leonard, Doyle and C-Ryan Kelly were all selected to the Pro Bowl as well. Following Luck's retirement in August, Brissett started 15 games and threw for 2,942 yards and 18 touchdowns for an 88.0 passer rating. Mack contributed with his first 1,000-yard rushing season and Hilton and WR-Zach Pascal each recorded five touchdown receptions. Defensively, LB-Anthony Walker led the team in tackles with 123 while free agent signee DE-Justin Houston paced the team in sacks with 11.0.

The Colts finished the 2020 season with an 11-5 record (4-2 in the AFC South) and clinched their second playoff appearance under Head Coach Frank Reich. Indianapolis was one of four teams to finish in the top 10 in overall defense (eighth) and

2010s



2016 - Frank Gore



2018 - All-Pro guard Quenton Nelson was the No. 6 overall selection by the Colts in the 2018 NFL Draft.

HISTORY



2020 - Colts First Team All-Pros

offense (10th). The Colts tied for the most Associated Press All-Pro selections (six) and the most First Team All-Pro choices (four) as DT-DeForest Buckner (First Team), Kelly (Second Team), Leonard (First Team), Nelson (First Team), S-George Odum (First Team) and LS-Luke Rhodes (Second Team) all earned honors. Additionally, Kelly, Leonard and Nelson were each named to the Pro Bowl. Offensively, the Colts ranked in the top-10 in the NFL in points per game (ninth) as the offensive line tied for the second-fewest sacks allowed. QB-Philip Rivers completed 369-of-543 passes for 4,169 yards with 24 touchdowns and 11 interceptions for a 97.0 passer rating. His completion percentage was the second-best mark in single-season franchise history and ranked eighth in the league. Rookie RB-Jonathan Taylor compiled 232 carries for 1,169 yards and 11 touchdowns. He became just the fifth rookie in franchise history to register 1,000 rushing yards. Taylor finished third in the NFL in rushing yards and sixth in scrimmage yards (1,468), while leading all rookies in each category. Hilton caught 56 passes for a team-high 762 yards and five touchdowns. He became the fourth player in franchise history to hit 9,000 career receiving yards (9,360) and the sixth player to reach 9,000 career scrimmage yards (9,415). Defensively, the Colts ranked eighth in the NFL in yards per game, second in rushing yards per game and tied for 10th in points per game. In 2020, Indianapolis tied for fifth in the league with 25 takeaways. Buckner compiled 58 tackles (37 solo), 10.0 tackles for loss, 9.5 sacks, three passes defended, two forced fumbles and one fumble recovery. He established a single-season franchise record for the most sacks (9.5) by a defensive tackle. Leonard compiled 132 tackles (86 solo), 7.0 tackles for loss, 3.0 sacks, seven passes defended, three forced fumbles and two fumble recoveries. Since 2000, he became just the fourth player in team history to register 100 tackles in each of their first three seasons in the league. Since 1987, Leonard is just the 10th player in NFL history to reach 400 career tackles in their first three seasons and tied for the second-fastest player to do it (41 games). On special teams, Odum led the NFL with 20 special teams tackles. He tied for the fifth-most special teams tackles by a Colts player in a single season since 1994. Rookie K-Rodrigo Blankenship converted 32-of-37 field goals and 43-of-45 extra points for 139 points. He established the franchise rookie record for points scored, field goals made and extra points made. Blankenship finished fifth

in the NFL in field goals made and total points.

Indianapolis finished with a 9-8 record in 2021 and missed the playoffs on the final week of the regular season. Taylor led the NFL in scrimmage yards (2,171), rushing yards (1,811), rushing touchdowns (18), 100-yard rushing games (10) and first down runs (107). He finished tied for first in total touchdowns (20) and set franchise single-season records for rushing yards, rushing touchdowns and fewest carries to reach 1,000 rushing yards (173). Taylor became the first Colts player to lead the league in rushing since 2000. Defensively, Leonard contributed with seven takeaways and led the league in forced fumbles (eight). The Colts had five All-Pro players and led the league with seven Pro Bowl selections. Following a 1-4 start to the season, Indianapolis won eight of its next 10 games to improve to 9-6, but finished the year with losses to Las Vegas and Jacksonville.

In 2022, the Colts recorded a 4-12-1 record. Nelson was named to the Pro Bowl after starting all 17 games and becoming the first player in team history to earn Pro Bowl honors in his first five seasons. Indianapolis finished the season ranked fifth in the NFL in opponent negative plays (31) and eighth in opponent three-and-out percentage (22.3). LB-Zaire Franklin set the single-season franchise tackle record (166) and finished the season ranking fourth in the NFL in total tackles and fifth in solo tackles (102). On special teams rookie CB-Dallis Flowers led the league in kickoff return average (31.1) with 23 kickoff returns for 715 yards. Frank Reich was relieved of his duties as head coach on November 7. The team hired former Colts center Jeff Saturday as the interim head coach for the final nine weeks of the season.

In 67 years of National Football League competition, the Colts have achieved a 570-517-8 record, including four world championships and 21 conference or division titles.



2021 - Jonathan Taylor

2020s



2020 - Shaquille Leonard



In Memoriam



Robert Irsay

March 5, 1923 – January 14, 1997



Harriet P. Irsay

June 9, 1921 – July 11, 2008



HALL OF FAME COLTS

THREE OR MORE SEASONS AS A MEMBER OF THE COLTS



ART DONOVAN

DT 6-3 265 Boston College

Colts: 1953-1961, Inducted: 1968

- First Colts Hall of Fame inductee who also played with Baltimore (1950), the New York Yanks (1951) and the Dallas Texans (1952).
- Was All-Pro from 1954-1957 and played in five Pro Bowls.
- Born on June 5, 1925, in the Bronx, N.Y.
- Jersey No. 70 retired.
- Passed away August 4, 2013.



RAYMOND BERRY

WR 6-2 187 Southern Methodist

Colts: 1955-1967, Inducted: 1973

- Caught 631 passes for 9,275 yards and 68 touchdowns for his career and retired as NFL's all-time receptions leader.
- Was an All-Pro selection, led the NFL in receptions from 1958-1960 and was selected to six Pro Bowls.
- Caught 12 passes for 178 yards in 1958 NFL Championship win over the New York Giants.
- Member of NFL's 75th Anniversary Team.
- Born on February 27, 1933, in Corpus Christi, Texas.
- Jersey No. 82 retired.



GINO MARCHETTI

DE 6-4 245 San Francisco

Colts: 1953-1964, 1966, Inducted: 1972

- Acclaimed as greatest defensive end in pro football history during induction to NFL's 50th Anniversary Team in 1969 and named to 75th Anniversary Team.
- Tabbed All-Pro from 1956-1964.
- Pro Bowl selection from 1954-1964, missing only the 1959 Pro Bowl following an ankle injury from the 1958 NFL Championship win over the New York Giants.
- Retired initially prior to 1965 season, but returned in 1966.
- Born on January 2, 1927, in Smithers, W. Va.
- Jersey No. 89 retired.
- Passed away April 29, 2019.



JIM PARKER

G/T 6-3 272 Ohio State

Colts: 1957-1967, Inducted: 1973

- Member of the Professional and National Football Foundation Hall of Fame.
- Named to modern all-time All-America collegiate team in 1969.
- Was All-Pro and played in the Pro Bowl from 1958-1965 (eight consecutive years).
- Played in 139 consecutive games into 1967 season before retiring.
- Named to NFL's 75th Anniversary Team.
- Born on April 3, 1934, in Macon, Ga.
- Jersey No. 77 retired.
- Passed away July 18, 2005.



HALL OF FAME COLTS



LENNY MOORE
RB/FL 6-1 190 Penn State
Colts: 1956-1967, Inducted: 1975

- Retired ninth all-time with 12,451 all-purpose yards.
- Was club's career leading rusher with 1,069 carries for 5,174 yards and 63 touchdowns rushing.
- Totaled 363 catches for 6,039 yards and 48 touchdowns receiving in 143 career games.
- Had 678 career points on 113 touchdowns.
- Set NFL records with touchdowns in 18 consecutive games and 11 consecutive games with a rushing touchdown.
- Was 1956 Rookie of the Year and 1964 Comeback Player of the Year (20 touchdowns).
- Was All-Pro from 1958-1961, 1964 and selected to seven Pro Bowls.
- Born on November 25, 1933, in Reading, Pa.
- Jersey No. 24 retired.



WEEB EWANK
Head Coach
Colts: 1954-1962, Inducted: 1978

- Led the Colts to World Championships in 1958 and 1959.
- Had 59-52-1 mark in club-record nine seasons as head coach.
- Led New York Jets to Super Bowl III win over Colts to become the only coach to post NFL and AFL Championships.
- Career mark was 130-129-7 in 20 seasons.
- Born on May 6, 1907, in Richmond, Ind.
- Passed away November 17, 1998.



JOHN UNITAS
QB 6-1 196 Louisville
Colts: 1956-1972, Inducted: 1979

- Ended 18-year career as NFL leader for passes attempted (5,186), completed (2,830), yards gained (40,239), most seasons with 3,000-plus yards (three), most games with 300-plus yards (26) and most touchdown passes (290).
- Had 62.9 postseason completion percentage and gained 1,177 yards in championship play.
- Only Colt to serve on 1958, 1959 and 1970 Championship teams.
- NFL records included most consecutive seasons leading NFL in touchdown passes (four) and most consecutive games with a scoring pass (47), one of sport's most remarkable feats.
- In 17 seasons with club, set 22 records.
- Was NFL MVP three times, played in 10 Pro Bowls (a Colts record) and was First Team All-Pro from 1958-1959, 1964, 1965, 1967.
- Member of NFL's 75th Anniversary Team.
- Born on May 7, 1933, in Pittsburgh.
- Jersey No. 19 retired.
- Passed away September 11, 2002.



TED HENDRICKS
LB 6-7 215 Miami (FL)
Colts: 1969-1973, Inducted: 1990

- Retired in 1983 as NFL leader with 215 consecutive games played (70 as Colt).
- Was four-time First Team All-Pro pick who appeared in eight Pro Bowls.
- Was all-conference three times as Colt and eight times for career (1969-1983).
- Member of Colts' Super Bowl V squad.
- Member of NFL's 75th Anniversary Team.
- Had 25 career blocked kicks.
- Born on November 1, 1947, in Guatemala City, Guatemala.



HALL OF FAME COLTS



JOHN MACKEY

TE 6-2 224 Syracuse

Colts: 1963-1971, Inducted: 1992

- Was the second Hall of Fame tight end inductee.
- Caught 331 passes for 5,236 yards and 38 touchdowns for Colts.
- Punishing blocker with speed.
- Was All-Pro from 1966-1968 and selected to five Pro Bowls, the first after his rookie season.
- Had 75-yard touchdown reception in Super Bowl V victory over Dallas.
- Member of NFL's 50th Anniversary Team.
- Born on September 24, 1941, in Queens borough of New York City.
- Passed away July 6, 2011.




ERIC DICKERSON

RB 6-3 220 Southern Methodist

Colts: 1987-1991, Inducted: 1999

- Totaled 1,258 carries for 5,194 yards and 32 touchdowns with Colts.
- Won NFL rushing title in 1988 with 1,659 yards.
- Had three 1,000-plus rushing seasons with Colts.
- Set NFL record with 2,105 rushing yards in 1984.
- Had 64 career 100-plus rushing games.
- Retired with 2,996 career rushes for 13,259 yards and 90 touchdowns in 146 games.
- Rushing yards were second in NFL history upon retirement.
- Was All-Pro 1983-1984, 1986-1988 and played in six Pro Bowls.
- Born on September 2, 1960, in Sealy, Texas.



DON SHULA

Colts: 1953-1956, Head Coach: 1963-1969,

Inducted: 1997

- NFL's winningest head coach (328-156-6, regular season; 347-173-6, overall, 1963-95) and one of the most successful coaches in Colts history (71-23-4 regular season; 73-26-4, overall, 1963-1969).
- Only Colts Hall of Fame inductee to play and be head coach with club.
- Led Colts to winning records throughout tenure and to Super Bowl III.
- Joined Colts from Browns in historic 15-player trade in 1953.
- Born on January 4, 1930, in Grand River, Ohio.
- Passed away May 4, 2020.



MARSHALL FAULK

RB 5-10 211 San Diego State

Colts: 1994-1998, Inducted: 2011

- Totaled 1,389 carries for 5,320 yards and 42 rushing touchdowns and 297 receptions for 2,804 yards and nine touchdowns receiving with the Colts.
- Had four 1,000-plus rushing seasons and one 2,000-plus scrimmage yards season with Colts.
- In his career, carried the ball 2,836 times for 12,279 yards and 100 touchdowns while adding 767 catches for 6,875 yards and 36 receiving touchdowns good for 19,154 scrimmage yards in 176 career games.
- Was a First Team All-Pro from 1999-2001 and played in seven Pro Bowls (was rookie MVP).
- Born on February 26, 1973, in New Orleans.



HALL OF FAME COLTS




BILL POLIAN
Colts: President (1998-2010), Vice Chairman (2011), Inducted: 2015

- Spent 32 seasons in the NFL, including 14 with the Colts.
- Won eight division championships, two conference championships and reached the Super Bowl twice with the Colts.
- With the Colts, earned the team's fourth world championship with a victory against Chicago in Super Bowl XL1.
- Along with his tenure in Buffalo, reached the Super Bowl on five occasions between the Bills and Colts.
- Was named *The Sporting News* Executive of the Year on six occasions, including two with the Colts (1999 and 2009).
- With the Colts, advanced to the postseason 11 times during a 12-year span and posted 10 or more wins in each of those playoff years.
- From 2000-09, the Colts produced 115 regular season wins, which at the time was the most in a decade by any NFL club.
- Born on December 8, 1942, in the Bronx, N.Y.



TONY DUNGY
Colts: Head Coach (2002-08), Inducted: 2016

- Logged a career regular season coaching record of 139-69 (.668) and an 85-27 mark (.759) in his seven seasons with the Colts. He is the winningest head coach in Colts history.
- Became the first African American head coach to win the Super Bowl after leading the Colts to a 29-17 victory over the Chicago Bears in Super Bowl XL1.
- Became the third individual to win the Super Bowl as a player and head coach.
- Recorded 10 career 10-win seasons, including seven consecutive with the Colts.
- Made 11 career playoff appearances and set an NFL record for consecutive playoff appearances by a head coach with his 10th-straight in 2008.
- Led the Colts to become the first NFL team with six consecutive 12-win seasons (2003-08).
- Became the first head coach in NFL history to defeat all 32 NFL teams.
- Earned six division titles (five AFC South, one NFC Central).
- Assisted the club in earning a previous NFL record for the most regular season wins (115) in a decade by any NFL club (2000-09).
- Born on October 6, 1955, in Jackson, Mich.



MARVIN HARRISON
WR 6-0 185 Syracuse
Colts: 1996-2008, Inducted: 2016

- Finished his career with 1,102 receptions for 14,580 yards and 128 touchdowns.
- Upon retirement, ranked second in the NFL in receptions, fourth in receiving yards and fifth in receiving touchdowns.
- Holds Indianapolis career records in receptions, receiving yards, 100-yard games (59) and receiving touchdowns.
- Is Indianapolis' single season record holder for receptions (143 in 2002), receiving yards (1,722 in 2002) and receiving touchdowns (15 in 2001 and 2004).
- Held a previous NFL record for receptions in a season with 143 in 2002.
- Was an eight-time Pro Bowl and Associated Press All-Pro selection.
- A member of the NFL All-Decade Team (2000-09).
- Compiled eight straight years with 1,000-plus receiving yards.
- A member of the Colts Super Bowl XL1 championship team.
- Born on August 25, 1972, in Philadelphia, Pa.



GEORGE YOUNG
Colts: Scout (1968-69), Coach (1970-74)
Inducted: 2020

- Inducted as a member of the Pro Football Hall of Fame's Centennial Class in conjunction with the NFL's celebration of its 100th season.
- Got his start in the league with the Colts in 1968 as a scout for then-head coach Don Shula.
- Was named the offensive line coach for the Colts in 1970 as the team defeated the Dallas Cowboys in Super Bowl V.
- Served as the Colts offensive coordinator in 1973 and was in the position for two seasons.
- Was the director of pro scouting for the Dolphins from 1975-79 and then served as the general manager of the New York Giants for 19 seasons from 1979-1997.
- Was named the NFL's Executive of the Year five times.
- Joined the NFL as its Senior Vice President of Football Operations in 1998.
- Born on September 22, 1930, in Baltimore, Md.
- Passed away December 9, 2001.



HALL OF FAME COLTS



EDGERRIN JAMES
RB 6-0 219 Miami (FL)

Colts: 1999-2005, Inducted: 2020

- Upon retirement, ranked 11th all-time in rushing yards (12,246). Also finished his career with 3,028 attempts, a 4.0 rushing average, 80 rushing touchdowns, 3,364 receiving yards and 11 receiving touchdowns.
- Eclipsed 1,500-plus rushing yards in four seasons and won back-to-back rushing titles his first two seasons in the NFL.
- Holds Colts career records in rushing attempts (2,188), rushing yards (9,226), 100-yard rushing games (49) and rushing touchdowns (64).
- Also set club record for rushing yards in a season (1,709 in 2000) and second-most in a game (219 on 10/15/00 against Seattle).
- Named NFL Offensive Rookie of the Year in 1999 where he totaled 369 rushing attempts for 1,553 yards, 13 touchdowns and 10 100-yard rushing games (all Colts rookie records).
- Four-time Pro Bowl selection (1999-2000, 2004-2005) and three-time Associated Press All-Pro selection.
- Member of the NFL All-Decade Team (2000-2009).
- Named NFL Rookie of the Month twice, AFC Offensive Player of the Month three times and AFC Offensive Player of the Week six times.
- Born on August 3, 1978, in Immokalee, Fla.



PEYTON MANNING
QB 6-5 230 Tennessee

Colts: 1998-2011, Inducted: 2021

- Completed 6,125-of-9,380 passes for 71,940 yards and 539 touchdowns during his 18-year career with the Colts and Broncos, which all ranked in the top five in NFL history upon his retirement.
- Is a two-time Super Bowl Champion (XLI, 50).
- Is the only five-time MVP and his 14 Pro Bowls are tied for the most in league history.
- Was named All-Pro 10 times (seven first-team, three second-team), AFC Offensive Player of the Week 27 times and AFC Offensive Player of the Month eight times.
- Registered the second-most wins by a starting quarterback (200 victories in the regular season and playoffs).
- Finished with 186 regular season wins and helped lead his teams to the playoffs 15 times.
- His 14 career 4,000-yard passing seasons are a league record and he owns 102 total games with 300-plus passing yards.
- Holds Colts seasonal and career records in completions, attempts and touchdowns and also holds the team record in career games started with 208.
- From 2000-09, the Colts produced 115 regular season wins, which at the time was the most in a decade by any NFL club.
- Led the Colts to a franchise-record 14 victories in 2005 and 2009 and helped lead the club to become the first in NFL history to win 11-plus and 12-plus games in seven consecutive seasons.
- Born on March 24, 1976, in New Orleans.
- Jersey No. 18 retired, the first in Indianapolis Colts history.

HALL OF FAME QUICK HIT

1968 Art Donovan
1972 Gino Marchetti
1973 Raymond Berry
1973 Jim Parker
1975 Lenny Moore
1978 Weeb Ewbank
1979 John Unitas
1990 Ted Hendricks
1992 John Mackey

1997 Don Shula
1999 Eric Dickerson
2011 Marshall Faulk
2015 Bill Polian
2016 Tony Dungy
2016 Marvin Harrison
2020 George Young
2020 Edgerrin James
2021 Peyton Manning



INDIANAPOLIS COLTS RING OF HONOR




ROBERT IRSAY

Owner

Colts: 1972-1997, Inducted: 1996

- First inductee into the Colts Ring of Honor.
- Purchased the Los Angeles Rams in 1972 and traded the franchise to Carroll Rosenbloom for the Baltimore Colts in July of that year.
- Moved the Colts to Indianapolis on March 28, 1984.
- Under Irsay's ownership, the Colts reached the playoffs six times and claimed four division titles.
- Born on March 5, 1923, in Chicago.
- Passed away January 14, 1997.




TED MARCHIBRODA

Head Coach

Colts: 1975-1979, 1992-1995, Inducted: 2000

- First head coach inducted into the Colts Ring of Honor.
- Compiled a 71-67 (.514) record in nine years with the Colts.
- Clinched three AFC Eastern Division titles and four postseason appearances.
- Served as a radio color commentator for the Colts from 1999-2006.
- Born on March 15, 1931, in Franklin, Pa.
- Passed away January 16, 2016.



BILL BROOKS

WR 6-0 188 Boston

Colts: 1986-1992, Inducted: 1998

- First player inducted into the Colts Ring of Honor.
- Caught 411 passes for 5,818 yards and 28 touchdowns during his time with the Colts.
- Was the team's top receiver in five of his seven seasons with the Colts.
- Tallied six straight seasons (1986-1991) with 50-plus receptions.
- Totaled 65 receptions for a career-high 1,131 yards and eight touchdowns his rookie season, which all remain Colts rookie records.
- Recorded an 84-yard touchdown reception, which stands as the second-longest rookie reception in franchise history.
- Currently works in the Colts front office.
- Born on April 6, 1964, in Boston.



CHRIS HINTON

G/T 6-4 300 Northwestern

Colts: 1983-1989, Inducted: 2001

- Second player inducted into the Colts Ring of Honor.
- Started 93-of-94 games during his seven seasons with the Colts.
- Earned six of his seven Pro Bowl selections as a member of the Colts.
- Helped block for four 1,000-yard Colts rushers.
- Born on July 31, 1961, in Chicago.



INDIANAPOLIS COLTS RING OF HONOR



JIM HARBAUGH
QB 6-3 215 Michigan
Colts: 1994-1997, Inducted: 2005

- Third player inducted into the Colts Ring of Honor.
- In 53 games (46 starts), completed 746-of-1,230 passes (60.7%) for 8,705 yards, 49 touchdowns and 26 interceptions for an 86.6 passer rating.
- Completed 61-of-119 passes for 688 yards, five touchdowns and three interceptions in four postseason games.
- Achieved career highs in touchdown passes (17), completion percentage (63.7) and passer rating (100.7) in 1995, which earned him Pro Bowl, Comeback Player of the Year and AFC Player of the Year honors.
- Born on December 23, 1963, in Toledo, Ohio.



COLTS NATION
Fans
Colts: 1953-Present, Inducted: 2007
 • The best and loudest fans in the NFL.



TONY DUNGY
Head Coach
Colts: 2002-2008, Inducted: 2010

- Second head coach inducted into the Colts Ring of Honor.
- Winningest coach in Colts history with an 85-27 (.759) record over his seven seasons with the team.
- Led the Colts to victory in Super Bowl XLI, the team's second Super Bowl win in franchise history.
- Finished with 10-or-more wins and made the playoffs every year with the team.
- Captured five AFC South Division titles.
- Inducted into the Pro Football Hall of Fame in 2016.
- Born on October 6, 1955, in Jackson, Mich.



MARVIN HARRISON
WR 6-0 185 Syracuse
Colts: 1996-2008, Inducted: 2011

- Fourth player inducted into the Colts Ring of Honor.
- Holds franchise career records for receptions (1,102), receiving yards (14,580), receiving touchdowns (128) and 100-yard receiving games (59).
- Also holds single-season club records for receptions (143 in 2002), receiving yards (1,722 in 2002), receiving touchdowns (15 in 2001 & 2004) and 100-yard receiving games (10 in 2002).
- Ranks fifth in NFL history in receptions, fifth in receiving touchdowns and ninth in receiving yards.
- Eight-time Pro Bowl and Associated Press All-Pro selection (1999-2006), two-time NFL receptions leader (2000, 2002) and receiving yards leader (1999, 2002).
- Member of the NFL All-Decade Team (2000-2009).
- Named AFC Offensive Player of the Month three times and AFC Offensive Player of the Week twice.
- Inducted into the Pro Football Hall of Fame in 2016.
- Born on August 25, 1972, in Philadelphia.



INDIANAPOLIS COLTS RING OF HONOR



EDGERRIN JAMES

RB 6-0 219 Miami (FL)

Colts: 1999-2005, Inducted: 2012

- Fifth player inducted into the Colts Ring of Honor.
- Holds franchise career records in rushing attempts (2,188), rushing yards (9,226), 100-yard rushing games (49) and rushing touchdowns (64).
- Also set club record for rushing yards in a season (1,709 in 2000) and second-most in a game (219 on 10/15/00 against Seattle).
- Totaled 369 rushing attempts for 1,553 yards, 13 touchdowns and had 10 100-yard rushing games his rookie season, which all remain Colts rookie records.
- Four-time Pro Bowl selection (1999-2000, 2004-2005).
- Member of the NFL All-Decade Team (2000-2009).
- Named NFL Rookie of the Month twice, AFC Offensive Player of the Month three times and AFC Offensive Player of the Week six times.
- Born on August 3, 1978, in Immokalee, Fla.



ERIC DICKERSON

RB 6-3 220 Southern Methodist

Colts: 1987-1991, Inducted: 2013

- Sixth player inducted into the Colts Ring of Honor.
- Totaled 1,258 rushing attempts for 5,194 yards and 32 touchdowns while adding 138 receptions for 1,082 yards and three touchdowns during his career with the Colts.
- Posted three consecutive 1,000-yard rushing seasons in his first three years with the team.
- In 1988, won the NFL rushing title after recording 1,659 yards to go along with 14 touchdowns. Claimed four NFL rushing titles during his NFL career (1983-86, 1988).
- Set an NFL single-season record with 2,105 rushing yards in 1984.
- Earned three of his six career Pro Bowls (1987-89) and two of his five career All-Pro (1987-88) selections during his time with the Colts.
- Ranks second in Colts history in career 100-yard rushing games (24), fourth in rushing attempts and yards and eighth in rushing touchdowns.
- Is the NFL's ninth leading rusher all-time and was inducted into the Pro Football Hall of Fame in 1999.
- Born on September 2, 1960, in Sealy, Texas.



MARSHALL FAULK

RB 5-10 211 San Diego State

Colts: 1994-1998, Inducted: 2013

- Seventh player inducted into the Colts Ring of Honor.
- During his five years with the Colts, compiled 1,389 carries for 5,320 yards and 42 touchdowns while adding 297 catches for 2,804 yards and nine touchdowns.
- Totaled 8,124 scrimmage yards and 51 total touchdowns with the Colts.
- Posted four 1,000-yard rushing seasons (1994-95, 1997-98) with the Colts, including one season (1998) with 2,000-plus scrimmage yards.
- Earned three of his seven career Pro Bowls (1994-95, 98) and three of his six career (1994-95, 98) All-Pro honors with the Colts.
- Was named the NFL Offensive Rookie of the Year in 1994, was a three-time NFL Offensive Player of the Year and was the NFL MVP in 2000.
- Ranks third in franchise history in career rushing attempts and yards and fourth in rushing touchdowns and 100-yard rushing performances (14).
- Is the first player in NFL history to gain 2,000 yards from scrimmage in four straight seasons (1998-2001) and the second to eclipse the 1,000-yard mark in both rushing and receiving in the same season (1999).
- Inducted into the Pro Football Hall of Fame in 2011.
- Born on February 26, 1973, in New Orleans.



JEFF SATURDAY

C 6-2 295 North Carolina

Colts: 1999-2011, Inducted: 2015

- Eighth player inducted into the Colts Ring of Honor.
- Spent 13 seasons with the Colts and competed in 197 games with 132 wins.
- Named to six career Pro Bowls (five with the Colts), was a two-time First Team All Pro (2005 and 2007) and was a three-time PFWA All-Conference choice (2005-07).
- With the Colts, appeared in the playoffs 11 times, won eight division titles and appeared in two Super Bowls.
- Was part of the Colts' fourth world championship with a victory over Chicago in Super Bowl XLII.
- Was part of a team that produced 115 wins from 2000-09, a then-NFL record for wins by a team in a single decade.
- Started 170 games with Peyton Manning as a quarterback-center duo, which is the most in NFL history. The duo posted a 120-50 record.
- Born on June 18, 1975, in Atlanta.



INDIANAPOLIS COLTS RING OF HONOR



BILL POLIAN

Colts: President (1998-2010), Vice Chairman (2011), Inducted: 2016

- Spent 14 seasons with the Indianapolis Colts.
- Won eight division championships, two conference championships and reached the Super Bowl twice with the Colts.
- With the Colts, earned the team's fourth world championship with a victory against Chicago in Super Bowl XLII.
- Was named *The Sporting News* Executive of the Year on two occasions with the Colts (1999 and 2009).
- Advanced to the postseason 11 times during a 12-year span and posted 10 or more wins in each of those playoff years.
- From 2000-09, the Colts produced 115 regular season wins, which at the time was the most in a decade by any NFL club.
- Inducted into the Pro Football Hall of Fame in 2016.
- Born on December 8, 1942 in the Bronx, N.Y.



PEYTON MANNING

**QB 6-5 230 Tennesse
Colts: 1998-2011, Inducted: 2017**

- Spent 13 seasons with the Indianapolis Colts.
- Guided the Colts to their second Super Bowl victory (Super Bowl XLII) in franchise history while reaching the AFC Championship game again following the 2009 regular season. Was named Super Bowl XLII MVP.
- Became the NFL's first four-time Associated Press Most Valuable Player (2003-04, 2008-09).
- Was selected to play in 11 Pro Bowls as a member of the Colts (1999-2000, 2002-2010), which is tied for the franchise-best.
- Holds club seasonal and career records in completions, attempts and touchdowns and also holds the team record in career games started with 208.
- From 2000-09, the Colts produced 115 regular season wins, which at the time was the most in a decade by any NFL club.
- Led the team to a franchise-record 14 victories in 2005 and 2009 and helped lead the club to become the first in NFL history to win 11-plus and 12-plus games in seven consecutive seasons.
- In his 18-year NFL career (with the Colts and Broncos), ranks in the top five in league history in every major passing statistic, including attempts, completions, yards and touchdowns.
- Was the 2005 Walter Payton NFL Man of the Year Award winner.
- Born on March 24, 1976, in New Orleans.
- Jersey No. 18 retired, the first in Indianapolis Colts history.



During the 2017 season, the Colts unveiled a statue honoring Peyton Manning on the north plaza outside of Lucas Oil Stadium. The statue was created by local sculptor and fireman Ryan Feeney.



INDIANAPOLIS COLTS RING OF HONOR



REGGIE WAYNE

WR 6-0 203 Miami (FL)

Colts: 2001-2014, Inducted: 2018

- Spent 14 seasons with the Indianapolis Colts.
- Played in 211 games (197 starts), the most games in franchise history.
- Totaled 1,070 receptions for 14,345 yards and 82 touchdowns.
- Upon retirement ranked in the top 10 in NFL history in receptions and receiving yards.
- Registered 43 100-yard receiving games.
- Was a member of the Colts Super Bowl XLI championship team following the 2006 season.
- Was a six-time Pro Bowl selection and was a First Team Associated Press NFL All-Pro in 2010.
- Born on November 17, 1978, in New Orleans.



DWIGHT FREENEY

DE 6-1 268 Syracuse

Colts: 2002-2012, Inducted: 2019

- Spent 11 seasons with the Indianapolis Colts.
- A three-time Associated Press First Team All-Pro and seven-time Pro Bowl selection.
- Was a member of the Colts Super Bowl XLI championship team following the 2006 season.
- Over 16 NFL seasons (including time with San Diego, Arizona, Atlanta, Detroit and Seattle), played in 218 career games and totaled 341 tackles, 125.5 sacks, 63.0 tackles for loss, 47 forced fumbles, 16 passes defended and four fumble recoveries.
- Finished his career tied for 17th in NFL history in sacks and fifth in forced fumbles.
- As a rookie in 2002, set the Colts rookie sack record with 13.0.
- Born on February 19, 1980, in Hartford, Conn.



ROBERT MATHIS

DE 6-2 245 Alabama A&M

Colts: 2003-2016, Inducted: 2021

- Spent all 13 seasons of his career with the Colts and is the team's all-time leader in sacks with 123.0.
- Was a member of the Colts Super Bowl XLI championship team.
- Named to six consecutive Pro Bowls (2008-2013) and was voted an Associated Press and *Sporting News* First Team All-Pro in 2013.
- In 2013, won the inaugural Deacon Jones Award as the NFL's sack leader with 19.5 (also a Colts single-season record). Became the second member in Colts history to lead the league in sacks.
- Established an NFL record with 47 career sack-forced fumbles.
- Named NFL 101 AFC Defensive Player of the Year in 2013.
- Had five career 10.0-plus sack seasons.
- Compiled a franchise-record 29 multiple-sack contests and three career 3.0-plus sack games.
- Named the team's recipient of the 2011 Ed Block Courage Award.
- Born on February 26, 1981, in Atlanta.



TARIK GLENN

T 6-5 332 California

Colts: 1997-2006, Inducted: 2022

- Spent all 10 seasons of his NFL career with the Colts.
- Started all 154 career regular season games and 13 postseason contests he completed in.
- Was a member of the Colts Super Bowl XLI championship team.
- Was a three-time Pro Bowl selection from 2004-06.
- Was a stalwart at left tackle and helped provide time for Peyton Manning and the Colts offense to produce seven seasons with 4,000-plus passing yards while blocking for a 1,000-yard rusher in nine of his 10 seasons.
- Born on May 25, 1976 in Cleveland.



RETIRED COLTS JERSEYS



PEYTON MANNING
1998-2011







JOHN UNITAS
1956-1972



BUDDY YOUNG
1953-1955



LENNY MOORE
1956-1967



ART DONOVAN
1953-1961






JIM PARKER
1957-1967



RAYMOND BERRY
1955-1967



GINO MARCHETTI
1953-1964, 1966






COLTS POSTSEASON GAMES

NFL CHAMPIONSHIP – DEC. 28, 1958 YANKEE STADIUM

BALTIMORE 23, NEW YORK 17 – Attendance 64,185. Quarterback John Unitas took the Colts 80 yards in 13 plays, the last a one-yard carry by Alan Ameche through the right side of the Giant line at 8:15 of “sudden death” overtime. The regulation game ended 17-17 when Baltimore’s Steve Myhra booted a 20-yard field goal seconds from the gun. It has been called “The Greatest Game Ever Played” and the 64,185 who watched it at Yankee Stadium agree.

	1	2	3	4	OT	F
Baltimore	0	14	0	3	6	23
New York	3	0	7	7	0	17



The Colts and Giants battle in “The Greatest Game Ever Played.”

NFL CHAMPIONSHIP – DEC. 27, 1959 BALTIMORE MEMORIAL STADIUM

BALTIMORE 31, NEW YORK 16 – Attendance 57,545. The Giants led 9-7 after three periods by virtue of three field goals by Pat Summerall, but Baltimore’s defensive backfield took charge in the final quarter, three times making interceptions that resulted in scores. Colts quarterback John Unitas scored one touchdown and passed for two before a home crowd of 57,545 in Memorial Stadium.

	1	2	3	4	F
New York	3	3	3	7	16
Baltimore	7	0	0	24	31

NFL CHAMPIONSHIP – DEC. 27, 1964 CLEVELAND STADIUM

CLEVELAND 27, BALTIMORE 0 – Attendance 79,544. Both teams drew blanks in the first half, but the Browns nailed down the World Championship with a 17-point third quarter. Quarterback Frank Ryan and fullback Jim Brown made the Cleveland attack click, as it rolled up 20 first downs to Baltimore’s 11 and outgained the Colts 339 to 181 yards. Ryan completed 11-of-18 passes for 206 yards and three touchdowns – all to end Gary Collins from distances of 18, 42 and 51 yards, while the brilliant Brown bulled for 114 yards on 27 shots as Cleveland controlled the ball.

	1	2	3	4	F
Baltimore	0	0	0	0	0
Cleveland	0	0	17	10	27

NFL WESTERN DIVISION PLAYOFF – DEC. 26, 1965 LAMBEAU FIELD

GREEN BAY 13, BALTIMORE 10 – Attendance 50,484. A courageous effort by the undermanned Colts was doomed by a pair of Don Chandler field goals – one with 1:58 remaining from 22 yards to tie the score and a second of 25 yards to conclude 13:39 of “sudden death” action. The Colts had jumped ahead 7-0, after 21 seconds of play when Don Shinnick scooped up Bill Anderson’s fumble and trudged 25 yards to the end zone. They protected their edge tenaciously until the finish as Tom Matte went the route at quarterback, rushing for 57 yards and passing for 40. Zeke Bratkowski, subbing for the injured Bart Starr, completed 22-of-39 aerials for 248 yards. The Packers ran 81 plays to the Colts’ 59 and led in first downs, 23-9.

	1	2	3	4	OT	F
Baltimore	7	3	0	0	0	10
Green Bay	0	0	7	3	3	13

NFL PLAYOFF – DEC. 22, 1968 BALTIMORE MEMORIAL STADIUM

BALTIMORE 24, MINNESOTA 14 – Attendance 60,238. It was a cold, rainy day when the Colts won the Western Conference Championship. The Vikings provided some uncomfortable moments after the Colts obtained a big lead. It was not until late in the first half that the Colts were able to nab a 7-0 lead on Earl Morrall’s pass to Tom Mitchell after Willie Richardson’s diving catch of a 33-yard aerial put the ball at the three. John Mackey’s touchdown reception and Mike Curtis’ 60-yard return of a fumble made it 21-0 after three quarters. Vikings quarterback Joe Kapp fired touchdown passes to Bill Martin and Bill Brown before time expired.

	1	2	3	4	F
Minnesota	0	0	0	14	14
Baltimore	0	7	14	3	24

NFL CHAMPIONSHIP – DEC. 29, 1968 CLEVELAND STADIUM

BALTIMORE 34, CLEVELAND 0 – Attendance 80,628. After a scoreless first period, Baltimore’s Tom Matte scored two of his record-tying three touchdowns in a 17-point Colts second quarter. Meanwhile, the capacity crowd of 80,628 saw the Browns held scoreless for only the second time in the club’s history as the Colts registered their fourth shutout of the season.

	1	2	3	4	F
Baltimore	0	17	7	10	34
Cleveland	0	0	0	0	0

SUPER BOWL III – JAN. 12, 1969 MIAMI ORANGE BOWL

NEW YORK JETS 16, BALTIMORE 7 – Attendance 75,337. Jets’ quarterback Joe Namath “guaranteed” victory before the game, then led the AFL to its first Super Bowl victory after defeating a Baltimore team that had lost one-of-16 games all season. Namath completed 17-of-28 passes for 206 yards and directed a steady attack that dominated the NFL champions after the Jets defense had intercepted Colts quarterback Earl Morrall three times in the first half. The Jets had 337 total yards, including 121 yards rushing by Matt Snell. John Unitas, who had missed most of the season with a sore elbow, came off the bench and led Baltimore to its only touchdown late in the fourth quarter after New York led, 16-0.

HISTORY



	1	2	3	4	F
New York (AFL)	0	7	6	3	16
Baltimore (NFL)	0	0	0	7	7



Tom Matte

AFC DIVISIONAL – DEC. 26, 1970 BALTIMORE MEMORIAL STADIUM

BALTIMORE 17, CINCINNATI 0 – Attendance 51,127. John Unitas connected with touchdown passes to Roy Jefferson and Ed Hinton and led the Colts into the AFC title game by defeating Cincinnati. The Baltimore defense came through on a cold, windy day and limited Cincinnati to 63 yards rushing and 76 yards passing. Norm Bulaich picked up 116 yards on 25 carries. Jim O'Brien connected with a 44-yard field goal and missed one from the same distance. A 49-yard field goal try by Horst Muhlmann was blocked by Ray May. Mike Curtis made the game's only interception, picking off one of Virgil Carter's fourth quarter passes, to set up an eventual final Colts score.

	1	2	3	4	F
Cincinnati	0	0	0	0	0
Baltimore	7	3	0	7	17

AFC CHAMPIONSHIP – JAN. 3, 1971 BALTIMORE MEMORIAL STADIUM

BALTIMORE 27, OAKLAND 17 – Attendance 56,368. John Unitas' passing and play calling, and the running of rookie Norm Bulaich powered the Colts to the AFC Championship. Bulaich scored twice and Unitas picked up 245 yards on 11 completions, with his key one coming in the fourth quarter on a 68-yard touchdown reception by Ray Perkins out of a formation with four wide receivers. George Blanda threw touchdown passes to Fred Biletnikoff and Warren Wells but was intercepted three times. Ed Hinton caught five passes for 115 yards.

	1	2	3	4	F
Oakland	0	3	7	7	17
Baltimore	3	7	10	7	27

SUPER BOWL V – JAN. 17, 1971 MIAMI ORANGE BOWL

BALTIMORE 16, DALLAS 13 – Attendance 79,204. Colts rookie Jim O'Brien climaxed one of the zaniest professional football games ever played by lofting a 32-yard field goal through the uprights with five seconds left to give Baltimore a 16-13 Super Bowl win. The game totaled 11 turnovers, which prevented a fluid, artistic performance but contributed to the drama of the

contest. Dallas nearly put the game away early in the third period when, leading 13-6, the Cowboys recovered Jim Duncan's fumble on the second half kickoff and zipped to the Colts' two-yard line. Duane Thomas, however, fumbled on the next play. Rick Volk provided Baltimore with the opportunity to tie halfway through the fourth period when he intercepted Craig Morton on the Dallas 33 and returned it to the three-yard line. Tom Nowatzke scored and it was 13-13. Mike Curtis intercepted another Morton pass on the Dallas 41 in the final minute and ran it back to the 28-yard line. The Colts stopped the clock with nine seconds left and O'Brien made history. Morton's desperation pass on the final play of the game was intercepted by Jerry Logan.

	1	2	3	4	F
Baltimore (AFC)	0	6	0	10	16
Dallas (NFC)	3	10	0	0	13



Jim O'Brien splits the uprights with five seconds remaining to seal the Colts first Super Bowl victory.

AFC DIVISIONAL – DEC. 26, 1971 CLEVELAND STADIUM

BALTIMORE 20, CLEVELAND 3 – Attendance 74,082. Don Nottingham, playing for the injured Norm Bulaich, scored two touchdowns and rushed for 92 yards, while Baltimore's strong defense dominated play in a 20-3 victory over the Browns. Jim O'Brien added two field goals for the Colts and Don Cockroft, who had two kicks blocked by Bubba Smith, produced Cleveland's only points. Rick Volk intercepted two of Bill Nelsen's passes and Charlie Stukes picked off a third. John Unitas blended the strong running of Nottingham with passes to his favorite target, tight end Tom Mitchell, who caught five balls for 73 yards.

	1	2	3	4	F
Baltimore	0	14	3	3	20
Cleveland	0	0	3	0	3

AFC CHAMPIONSHIP – JAN. 2, 1972 MIAMI ORANGE BOWL

MIAMI 21, BALTIMORE 0 – Attendance 75,629. The Colts, despite playing without starting running backs Norm Bulaich and Tom Matte, compiled 302 yards to Miami's 286, but were damaged by the Dolphins' big plays – Bob Griese's 75-yard touchdown pass to Paul Warfield in the first period and Dick Anderson's 62-yard interception return for a touchdown in the third quarter. Larry Csonka carried five yards for a fourth quarter touchdown for Miami. John Unitas completed 20-of-36 passes for 224 yards, but the Colts were shutout for the first time since Dec. 5, 1965.

HISTORY



	1	2	3	4	F
Baltimore	0	0	0	0	0
Miami	0	7	7	7	21

AFC DIVISIONAL – DEC. 27, 1975 THREE RIVERS STADIUM

PITTSBURGH 28, BALTIMORE 10 – Attendance 49,053. The Colts kept the game close with the defending Super Bowl champions until the final period, even without the services of starting quarterback Bert Jones. Jones sustained a severe bruise to his throwing arm on the first offensive series and was unable to return until the fourth quarter. Backup Marty Domres generated a second quarter score with a five-yard touchdown toss to Glenn Doughty. The Colts trailed 14-10 after three quarters before Pittsburgh's Terry Bradshaw scored on a two-yard run midway through the final period. Andy Russell iced the victory in the final two minutes when he returned a Jones fumble 93 yards.

	1	2	3	4	F
Baltimore	0	7	3	0	10
Pittsburgh	7	0	7	14	28

AFC DIVISIONAL – DEC. 19, 1976 BALTIMORE MEMORIAL STADIUM

PITTSBURGH 40, BALTIMORE 14 – Attendance 60,020. The Colts were playing "catch-up" ball all afternoon as the Steelers struck early and often. On the third play of the game, Pittsburgh stunned the Colts defense with a 76-yard touchdown bomb from Terry Bradshaw to Frank Lewis. Baltimore countered with a first quarter Bert Jones touchdown pass to Roger Carr covering 17 yards, but it would be the Colts' only score until the final period. A 60-yard kickoff return by Theo Bell and a 50-yard Franco Harris run were key plays in building the Steelers' 26-7 halftime lead. The Pittsburgh offense amassed 526 total yards as Bradshaw threw for 264 and Harris picked up 132 on the ground.

	1	2	3	4	F
Pittsburgh	9	17	0	14	40
Baltimore	7	0	0	7	14

AFC DIVISIONAL – DEC. 24, 1977 BALTIMORE MEMORIAL STADIUM

OAKLAND 37, BALTIMORE 31 – Attendance 60,763. In one of the longest football games ever played, the Colts and Raiders needed six quarters to decide their AFC playoff game. An Errol Mann 22-yard field goal with only 26 seconds left in regulation tied the game at 31. After a scoreless fifth quarter, Oakland ended the game when Ken Stabler hit Dave Casper for a 10-yard score. The lead changed hands nine times throughout the game. The Colts had some outstanding individual efforts in all facets of the game. Ron Lee came off the bench to rush for 46 yards and two touchdowns on 11 carries. Bruce Laird intercepted two passes and returned one 61 yards for a touchdown. Marshall Johnson raced 87 yards on a kickoff for a score.

	1	2	3	4	OT	OT	F
Oakland	7	0	14	10	0	6	37
Baltimore	0	10	7	14	0	0	31

AFC PLAYOFF – JAN. 9, 1988 CLEVELAND STADIUM

CLEVELAND 38, INDIANAPOLIS 21 – Attendance 79,838. In the team's first playoff game as a franchise in Indianapolis, the Colts and Browns traded first half touchdowns before Cleveland seized control with 17 unanswered second half points on the way to a 38-21 win. Cleveland held a slight edge (404-315) in net yards and held running back Eric Dickerson to 50 yards on 15 carries. Bernie Kosar was 20-of-31 for 229 yards and three scores, while Jack Trudeau hit 21-of-33 tosses for 251 yards and two touchdowns.

	1	2	3	4	F
Indianapolis	7	7	0	7	21
Cleveland	7	7	7	17	38

AFC WILD CARD – DEC. 31, 1995 SAN DIEGO JACK MURPHY STADIUM

INDIANAPOLIS 35, SAN DIEGO 20 – Attendance 61,182. The Colts posted their first playoff win since 1971 as Jim Harbaugh tossed two scoring passes and ran for a touchdown, while rookie Zack Crockett set a club playoff rushing mark with 147 yards on 13 carries. The Colts made the sixth lead change of the game stand when Harbaugh hit Sean Dawkins on a 42-yard touchdown pass late in the third quarter. Crockett, who tallied a 33-yard touchdown first half rush, burst for a 66-yard touchdown dash in the final quarter to decide the outcome. The Colts intercepted Stan Humphries four times. Crockett was one-of-12 Colts not born when the team last won a playoff game.

	1	2	3	4	F
Indianapolis	0	14	7	14	35
San Diego	3	7	7	3	20



Zach Crockett rushed for 147 yards against San Diego.

AFC DIVISIONAL – JAN. 7, 1996 ARROWHEAD STADIUM

INDIANAPOLIS 10, KANSAS CITY 7 – Attendance 77,594. The Colts topped the AFC top-seeded Chiefs, 10-7, when Lin Elliott's 42-yard field goal was wide left with 37 seconds remaining. Jim Harbaugh guided the club on a marathon 18-play, 77-yard second quarter march to tie the contest with a five-yard touchdown toss to Floyd Turner. The Colts pirated three Kansas City passes, one by Ashley Ambrose that set up a 30-yard Cary Blanchard third quarter field goal. Fourth quarter interceptions by Quentin Coryatt and Eugene Daniel helped spoil the Chiefs' 8-0 home mark. The game was played in 11 degree weather with a wind chill of -9 degrees. The win tied Ted Marchibroda with Don Shula as the then winningest head coach in club history.

	1	2	3	4	F
Indianapolis	0	7	3	0	10
Kansas City	7	0	0	0	7



AFC CHAMPIONSHIP – JAN. 14, 1996
THREE RIVERS STADIUM

PITTSBURGH 20, INDIANAPOLIS 16 – Attendance 61,062. In one of the most compelling AFC Championship Games, the Colts title bid ended when a Jim Harbaugh desperation end zone pass at the gun eluded the grasp of Aaron Bailey. The game stood 13-9 in Pittsburgh's favor in the final quarter when Harbaugh hit Floyd Turner on a 47-yard touchdown strike with 8:46 to go. Unable to run out the clock, the Colts punted to Pittsburgh with 3:03 remaining. Neil O'Donnell teamed with Ernie Mills on a 37-yard pass to the Colts one-yard line, where Bam Morris eventually scored with 1:34 left. Harbaugh marched the Colts from their 15-yard line to the Steelers 29 with five seconds left before his final pass fell incomplete.

	1	2	3	4	F
Indianapolis	3	3	3	7	16
Pittsburgh	3	7	3	7	20

AFC WILD CARD – DEC. 29, 1996
THREE RIVERS STADIUM

PITTSBURGH 42, INDIANAPOLIS 14 – Attendance 58,078. Pittsburgh rushed for 231 yards and five touchdowns to eliminate the Colts from the playoffs, 42-14. Eugene Daniel's 59-yard interception return for a touchdown and Aaron Bailey's nine-yard touchdown reception from Jim Harbaugh (12-32-134, 1 TD/1 INT) gave the Colts a 14-13 halftime lead. Pittsburgh exploited Indianapolis on the ground, rolling to a 190-yard advantage. The game turned in the third quarter with a 91-yard touchdown drive by Pittsburgh. The Steelers tallied 21 points in the final quarter. It was the first time the Colts made the playoffs in consecutive seasons since 1975-77.

	1	2	3	4	F
Indianapolis	0	14	0	0	14
Pittsburgh	10	3	8	21	42

AFC DIVISIONAL – JAN. 16, 2000
RCA DOME

TENNESSEE 19, INDIANAPOLIS 16 – Attendance 57,097. A 9-6 field goal struggle through 30 minutes turned to Tennessee's advantage early in the third quarter on Eddie George's (26-162, 1 TD) 68-yard touchdown rush. The Titans pushed the count to 19-9 on four Al Del Greco field goals, while the Colts were held in check on offense. Peyton Manning (19-42-227) scored on a 15-yard touchdown rush with 1:51 left, but the Colts could threaten no further. The Colts were out-rushed 197-78, and Manning was under pass rush pressure throughout the game. This was the club's first playoff game as hosts since 1977.

	1	2	3	4	F
Tennessee	0	6	7	6	19
Indianapolis	3	6	0	7	16

AFC WILD CARD – DEC. 30, 2000
PRO PLAYER STADIUM

MIAMI 23, INDIANAPOLIS 17 – Attendance 73,193. Indianapolis surrendered a 14-0 lead in dropping a 23-17 overtime decision at Miami. Mike Vanderjagt hit field goals of 32, 26 and 50 yards, but missed from 49 yards 5:44 into overtime. Peyton Manning was 17-32-194, 1 TD and Edgerrin James was 21-107 rushing, but the Colts defense yielded 258 rushing yards. Lamar Smith's (40-209, 2 TDs) 17-yard touchdown rush 11:26 into overtime decided the contest.

	1	2	3	4	OT	F
Indianapolis	3	11	0	3	0	17
Miami	0	0	7	10	6	23

AFC WILD CARD – JAN. 4, 2003
GIANTS STADIUM

NEW YORK JETS 41, INDIANAPOLIS 0 – Attendance 78,524. The Jets bolted to a 24-0 halftime lead and added 17 second half points to post a 41-0 win. Chad Pennington (19-25-222, 3 TDs) threw for three scoring passes, while LaMont Jordan was 20-102, 2 TDs. Peyton Manning was 14-31-137, 2 INTs, while the Colts rushed 14-52. Marvin Harrison was 4-47 receiving.

	1	2	3	4	F
Indianapolis	0	0	0	0	0
New York	7	17	10	7	41

AFC WILD CARD – JAN. 4, 2004
RCA DOME

INDIANAPOLIS 41, DENVER 10 – Attendance 56,586. The Colts scored on their first seven possessions behind Peyton Manning (22-26-377, 5 TDs) to post the franchise's first home playoff win since 1971. Manning set the club playoff record for touchdown passes. He teamed with Marvin Harrison (46t, 23t) and Brandon Stokley (31t, 87t) on scoring plays. The Colts scored 31 first half points to spur the win.

	1	2	3	4	F
Denver	3	0	0	7	10
Indianapolis	14	17	10	0	41



Peyton Manning set the team's single-game playoff record with five touchdown passes against Denver.

AFC DIVISIONAL – JAN. 11, 2004
ARROWHEAD STADIUM

INDIANAPOLIS 38, KANSAS CITY 31 – Attendance 79,159. Indianapolis scored on six-of-eight possessions to defeat Kansas City. Peyton Manning was 22-30-304, 3 TDs, while Edgerrin James was 26-125, 2 TDs rushing (11t, 1t). The Colts led the entire contest, amassing 31 of their points in the first three quarters. Indianapolis netted 434 yards of offense and did not punt for the second consecutive playoff game. Marvin Harrison (6-98), Reggie Wayne (6-83, 1 TD; 19t) and Brandon Stokley (4-57, 1 TD; 29t) had big days. Priest Holmes rushed 24 times for 176 yards with two rushing touchdowns for the Chiefs.

	1	2	3	4	F
Indianapolis	14	7	10	7	38
Kansas City	3	7	14	7	31

HISTORY



AFC CHAMPIONSHIP – JAN. 18, 2004

GILLETTE STADIUM

NEW ENGLAND 24, INDIANAPOLIS 14 – Attendance 68,436. New England opened up a 15-0 halftime lead in topping the Colts in the conference title bout. Adam Vinatieri booted field goals of 31, 25, 27, 21 and 34 yards to help provide the difference. Edgerrin James' two-yard touchdown run in the third quarter brought the Colts within eight points. Indianapolis scored on a seven-yard Marcus Pollard reception with 2:27 left, but one final Colts possession failed. New England sacked Peyton Manning four times and intercepted four passes in a contest played in snowy conditions and 32 degree weather.

	1	2	3	4	F
Indianapolis	0	0	7	7	14
New England	7	8	6	3	24

AFC WILD CARD – JAN. 9, 2005

RCA DOME

INDIANAPOLIS 49, DENVER 24 – Attendance 56,609. The Colts took a 35-3 halftime lead in beating Denver, 49-24. Peyton Manning (27-33-458, 4 TDs/1 INT), passed for 361 yards and three scores in the first half, while Reggie Wayne (10-221, 2 TDs; 35t, 43t) set the club's single-game playoff mark for receiving yards. Indianapolis produced 396 of its 530 net yards in the opening half. Manning and Edgerrin James (18-63, 1 TD) had two of the club's three rushing touchdowns. The Colts 49 points established a club playoff record.

	1	2	3	4	F
Denver	0	3	14	7	24
Indianapolis	14	21	0	14	49

AFC DIVISIONAL – JAN. 16, 2005

GILLETTE STADIUM

NEW ENGLAND 20, INDIANAPOLIS 3 – Attendance 68,756. Controlling the ball for 37:43 of the contest, including 21 of the game's final 30 minutes, New England posted a 20-3 victory over the Colts. The Patriots gained a 6-3 halftime lead as Adam Vinatieri (24, 31) and Mike Vanderjagt (23) had second quarter field goals. Tom Brady (18-27-144, 1 TD) later guided 87- and 94-yard touchdown drives, aided by Corey Dillon (23-144). The Patriots defense forced three turnovers and limited the Colts to 46 rushing yards. Peyton Manning was 27-42-238, 1 INT, but New England amassed 210 rushing yards.

	1	2	3	4	F
Indianapolis	0	3	0	0	3
New England	0	6	7	7	20

AFC DIVISIONAL – JAN. 15, 2006

RCA DOME

PITTSBURGH 21, INDIANAPOLIS 18 – Attendance 57,449. Pittsburgh assumed a 7-0 lead on its first possession and grew the lead to 21-3 entering the fourth quarter, then withstood a late Colts charge to win 21-18. Indianapolis overcame a sluggish start to have a final chance to force overtime as Peyton Manning (22-38-290, 1 TD) marched the Colts back into contention. Manning hit Dallas Clark on a 50-yard touchdown pass early in the final period, then Edgerrin James tallied on a three-yard touchdown rush with 4:24 left to mount the charge. Nick Harper returned a late fumble 35 yards to give the Colts one final chance. The club moved to the Pittsburgh 28-yard line, but Mike Vanderjagt was wide right with a 46-yard field goal with 17 seconds remaining.

	1	2	3	4	F
Pittsburgh	14	0	7	0	21
Indianapolis	0	3	0	15	18

AFC WILD CARD – JAN. 6, 2007

RCA DOME

INDIANAPOLIS 23, KANSAS CITY 8 – Attendance 57,215. Indianapolis scored the initial 16 points and held Kansas City without a first down for the game's opening 42 minutes in posting a 23-8 win. Adam Vinatieri (48, 19, 50) hit three field goals and Joseph Addai (25-122, 1 TD) tallied on a six-yard touchdown burst before Peyton Manning (30-38-268, 1 TD/3 INTs) hit Reggie Wayne on a five-yard touchdown strike early in the fourth quarter. Indianapolis produced 4.0 sacks and three takeaways, while allowing 44 yards on 17 rushes. Indianapolis outgained Kansas City, 435-126, including 188-44 on the ground, marking the fewest net yards and rushing yards allowed in club playoff history.

	1	2	3	4	F
Kansas City	0	0	8	0	8
Indianapolis	6	3	7	7	23

AFC DIVISIONAL – JAN. 13, 2007

M&T BANK STADIUM

INDIANAPOLIS 15, BALTIMORE 6 – Attendance 71,162. Adam Vinatieri's five field goals (23, 42, 51, 38, 35) helped produce a 15-6 win at Baltimore. The Colts scored seven minutes into the game and moved to a 9-3 halftime lead in a contest they never trailed. Vinatieri's final field goal with 23 seconds remaining sealed the win, set a club playoff record and tied the league mark he already shared with six other kickers. Peyton Manning was 15-30-170, 2 INTs. Indianapolis had 100 rushing yards, while the Ravens amassed 83. A resilient Colts defense produced 2.0 sacks and four takeaways.

	1	2	3	4	F
Indianapolis	6	3	3	3	15
Baltimore	0	3	0	3	6

AFC CHAMPIONSHIP – JAN. 21, 2007

RCA DOME

INDIANAPOLIS 38, NEW ENGLAND 34 – Attendance 57,433. Erasing an 18-point deficit with a 32-point second half flurry, the Colts captured the AFC Championship, 38-34, over New England. Peyton Manning (27-47-349, 1 TD/INT) scored on a one-yard touchdown rush, tossed a one-yard touchdown pass and guided the club to 17 fourth quarter points. Indianapolis had 455 net yards, with second half scoring drives of 76, 76, 67, 59 and 80 yards. Joseph Addai's three-yard touchdown rush with 1:00 left was the winning score. Adam Vinatieri hit field goals of 42, 26 and 36 yards, while Jeff Saturday (fumble recovery) and Dan Klecko (one-yard touchdown reception) scored touchdowns. New England bolted to a 21-3 lead before the Colts produced the largest championship game comeback in NFL Super Bowl-era history. Indianapolis knotted the contest at 21-21, 28-28 and 31-31 during the comeback.

	1	2	3	4	F
New England	7	14	7	6	34
Indianapolis	3	3	15	17	38

HISTORY




The Colts produced the largest championship game comeback in NFL Super Bowl era history with a 38-34 win against New England.

SUPER BOWL XLI – FEB. 4, 2007 DOLPHIN STADIUM

INDIANAPOLIS 29, CHICAGO 17 – Attendance 74,512. The Colts earned a fourth World Championship in besting Chicago in Super Bowl XLI, 29-17. The Colts overcame a 14-6 second quarter deficit. Led by Peyton Manning (25-38-247, 1 TD/INT), a rushing attack that produced 191 yards and a defense that surrendered only 11 first downs and 265 net yards while producing five turnovers, the Colts outscored the Bears 23-3 over the game's final 41 minutes. Manning hit Reggie Wayne (2-61, 1 TD; 53t) for the club's first score. Dominic Rhodes tallied a one-yard touchdown rush in the second quarter, and Indianapolis did not relinquish the lead. Adam Vinatieri added field goals of 29, 24 and 20 yards, then Kelvin Hayden's 56-yard touchdown interception return early in the fourth quarter provided the final points. Manning earned Most Valuable Player honors, becoming the first Colts Super Bowl MVP. Adaii (10-66) set a then Super Bowl reception mark for a running back.

	1	2	3	4	F
Indianapolis	6	10	6	7	29
Chicago	14	0	3	0	17



The Colts defeated Chicago in Super Bowl XLI for the team's fourth World Championship.

AFC DIVISIONAL – JAN. 13, 2008 RCA DOME

SAN DIEGO 28, INDIANAPOLIS 24 – Attendance 56,950. In a contest featuring six lead changes, San Diego took a 28-24 Divisional Playoff victory over Indianapolis. The Chargers were directed by Philip Rivers (14-19-264, 3 TDs/1 INT) for the first three quarters and by Billy Volek (3-4-48/3(-1), 1 TD rushing) for the final quarter. Volek's score proved to be the decisive tally. Peyton Manning was 33-48-402, 3 TDs/2 INTs, teaming on scoring plays with Reggie Wayne (7-76, 1 TD; 9t), Anthony Gonzalez (4-79, 1 TD; 55t) and Dallas Clark (6-95, 1 TD; 25t). Indianapolis suffered turnovers at the San Diego 22-, 11- and two-yard lines, and failed to convert a possession inside the 10 in the final three minutes.

	1	2	3	4	F
San Diego	0	7	14	7	28
Indianapolis	7	3	7	7	24

AFC WILD CARD – JAN. 3, 2009 QUALCOMM STADIUM

SAN DIEGO 23, INDIANAPOLIS 17 – Attendance 68,082. San Diego tied the contest on a 26-yard field goal in the final minute of regulation, then scored on an overtime-opening possession to top Indianapolis, 23-17. Darren Sproles produced 328 total yards (23-105, 2 TDs rushing; 9t, 22t/5-45 receiving/4-106 KOR/3-72 PR), and his second rushing touchdown settled the outcome. Peyton Manning was 25-42-310, 1 TD, combining with Dallas Clark (7-33), Anthony Gonzalez (6-97) and Reggie Wayne (4-129, 1 TD; 72t) to help keep the Colts in the hunt. Mike Scifres was 6-52.7, (six inside the 20) for the Chargers. Two first half boots pinned the Colts deep and resulted in short touchdown drives. His final kick to the Colts one in the last three minutes set the stage for the tying score. Manning joined quarterbacks Brett Favre, Dan Marino, John Elway and Joe Montana as the only players with 40,000-plus regular-season and 4,000-plus playoff passing yards.

	1	2	3	4	OT	F
Indianapolis	7	3	7	0	0	17
San Diego	0	14	0	3	6	23

AFC DIVISIONAL – JAN. 16, 2010 LUCAS OIL STADIUM

INDIANAPOLIS 20, BALTIMORE 3 – Attendance 67,535. Breaking a 3-3 tie with 14 points in the final two minutes of the second quarter, Indianapolis produced a 20-3 victory over Baltimore. The Colts and Ravens traded field goals on their first possessions in a game where touchdowns were a premium. Peyton Manning was 30-44-246, 2 TDs/1 INT, teaming with Austin Collie (4-52, 1 TD; 10t) and Reggie Wayne (8-63, 1 TD; 3t) for the scores that gave the Colts a cushion. Collie's score broke the tie, while Wayne's scoring reception came with three seconds left in the first half as the Colts built a 17-3 lead. Matt Stover opened the game with a 44-yard field goal, and his 33-yard boot early in the fourth quarter provided the final points. Indianapolis forced four takeaways in the second half to earn the win. Reggie Wayne became the 11th player with 1,000-plus playoff receiving yards. Indianapolis limited the potent Baltimore rushing attack to 87 yards. The attendance of 67,535 set a franchise record.

	1	2	3	4	F
Baltimore	3	0	0	0	3
Indianapolis	3	14	0	3	20

HISTORY



AFC CHAMPIONSHIP – JAN. 24, 2010 LUCAS OIL STADIUM

INDIANAPOLIS 30, NEW YORK JETS 17 – Attendance 67,650. Erasing an 11-point second quarter deficit by scoring the game's final 24 points, Indianapolis earned a 30-17 victory over the New York Jets in the AFC Championship Game. The Jets bolted to a 17-6 lead, but the Colts cut it to 17-13 just prior to the half. Indianapolis then tallied 17 second half points to produce the victory. Peyton Manning was 26-39-377, 3 TDs, teaming with Pierre Garcon (11-151, 1 TD; 4t) and Austin Collie (7-123, 1 TD; 16t) on the majority of his completions. Dallas Clark (4-35, 1 TD) tallied a 15-yard touchdown reception midway through the fourth quarter to give the club a 10-point lead, and the final of three Matt Stover fields goals (25, 19, 21) with 2:29 to play marked the game's final points. Manning produced his seventh career 300-plus passing playoff game. This marked the fourth time the club had two 100-plus receivers in a playoff game. Jim Caldwell became the fifth rookie head coach to reach the Super Bowl. The attendance of 67,650 set a franchise record. The Colts qualified for their fourth Super Bowl (III, V, XLI, XLIV), with all four of those contests played in Miami.

	1	2	3	4	F
New York	0	17	0	0	17
Indianapolis	0	13	7	10	30

SUPER BOWL XLIV – FEB. 7, 2010 SUN LIFE STADIUM

NEW ORLEANS 31, INDIANAPOLIS 17 – Attendance 74,059. Scoring the first 10 points of the game and with a chance to tie matters in the waning minutes, Indianapolis fell to New Orleans in Super Bowl XLIV, 31-17, at Sun Life Stadium in Miami Gardens, Fla. The Colts bolted to a 10-0 first quarter advantage on 53- and 96-yard scoring drives, the second one ending on a 19-yard touchdown pass from Peyton Manning (31-45-333, 1 TD/INT) to Pierre Garcon (5-66, 1 TD). New Orleans cut the halftime deficit with two second quarter field goals by Garrett Hartley (46, 44, 47), with the 44-yarder coming at the gun. After recovering a second half-opening inside kick, Drew Brees (32-39-288, 2 TDs) hit Pierre Thomas on a 16-yard touchdown pass for a 13-10 Saints lead. Joseph Addai (13-77, 1 TD) tallied on a four-yard touchdown rush as the Colts took a 17-13 lead midway through the third quarter. Hartley's third boot later in the quarter cut the margin to 17-16. Brees hit Jeremy Shockey on a two-yard touchdown pass, and his two-point pass to Lance Moore with 5:42 left in the game gave New Orleans a 24-17 lead. A final Colts chance to square the title contest ended with Tracy Porter's 74-yard interception return for a touchdown with 3:12 left. Manning recorded his eighth career 300-plus passing postseason game. Super Bowl XLIV generated an average of 106.5 million viewers to become the most watched program in United States history. The contest was seen by an estimated 153.4 million viewers.

	1	2	3	4	F
New Orleans	0	6	10	15	31
Indianapolis	10	0	7	0	17

AFC WILD CARD – JAN. 8, 2011 LUCAS OIL STADIUM

NEW YORK JETS 17, INDIANAPOLIS 16 – Attendance 65,332. A low-scoring, seesaw battle was settled at the final gun as Nick Folk booted a 32-yard field goal as the New York Jets topped the Colts, 17-16. Indianapolis earned 7-0, 10-7 and 16-14 leads, with the final one coming with 53 seconds remaining on Adam Vinatieri's 50-yard field goal. Peyton Manning was 18-26-225 passing, finding Pierre Garcon (5-112, 1 TD; 57t) for the first score. LaDainian Tomlinson (16-82, 2 TDs) had two second half one-yard touchdown rushes, tying the contest, then giving New York a 14-10 lead with 9:59 left. Vinatieri hit two other field goals (47, 32) and cut the deficit to 14-13 with 4:37 to go. The Jets rushed 38-169, while the Colts were 27-93.

	1	2	3	4	F
New York	0	0	7	10	17
Indianapolis	0	7	3	6	16

AFC WILD CARD – JAN. 6, 2013 M&T BANK STADIUM

BALTIMORE 24, INDIANAPOLIS 9 – Attendance 71,379. The Colts fell to the Baltimore Ravens by a 24-9 margin in an AFC Wild Card Playoff meeting at M&T Bank Stadium. Andrew Luck completed 28-of-54 passes for 288 yards and became the first quarterback selected No. 1 overall to start a postseason game as a rookie. Luck compiled the second-most passing yards by a rookie quarterback in a playoff game and set an NFL record for passing attempts (54) by a rookie in a single postseason game. Reggie Wayne led the team in receiving with nine catches for 114 yards. With nine catches, he improved to second all-time in postseason career receptions (92) and fourth in postseason career receiving yards (1,242). The Colts kept the game close at halftime as two Adam Vinatieri field goals cut Baltimore's lead to 10-6. Big plays held the Ravens momentum in the second half, however, as Dennis Pitta and Anquan Boldin recorded touchdown receptions of 20 and 18 yards, respectively. Boldin led both teams in receiving with 145 yards while Bernard Pierce logged 103 rushing yards. Defensively for the Colts, Robert Mathis notched sack number 4.5 in his postseason career, while contributing with seven tackles.

	1	2	3	4	F
Indianapolis	0	6	3	0	9
Baltimore	0	10	7	7	24

AFC WILD CARD – JAN. 4, 2014 LUCAS OIL STADIUM

INDIANAPOLIS 45, KANSAS CITY 44 – Attendance 63,551. After falling behind by 28 points in the second half of play, the Colts recorded the second-largest comeback in NFL postseason history, completing a 45-44 victory against Kansas City in a Wild Card meeting. The two teams combined for 1,049 net yards, which set a new NFL postseason mark while the 536 net yards from the Colts set a franchise postseason record. Quarterback Andrew Luck threw for 443 yards and four touchdowns in the win. Down 28 points, Luck rallied Indianapolis to three touchdowns in a nine-minute span in the third quarter to bring the team within 10 points of the Chiefs lead. Luck then recovered a fumble for a five-yard touchdown prior to finding wide receiver T.Y. Hilton for the 64-yard game-winning touchdown with 4:21 remaining in the fourth quarter. Luck's passing yardage and touchdown total both rank as the second-highest marks in franchise postseason history. Wide receiver T.Y. Hilton tallied a

HISTORY



career-day with 13 catches for 224 yards and two touchdowns. His 13 catches tied for the second-most in an NFL postseason game and his 224 yards ranked as the third-most in league postseason annals. Running back Donald Brown contributed with a rushing and receiving touchdown and became the first Colts player with a rushing and receiving score in a playoff game in the Super Bowl era. Defensively, Robert Mathis contributed with a sack-forced fumble to go along with three tackles.

	1	2	3	4	F
Kansas City	10	21	10	3	44
Indianapolis	7	3	21	14	45



Quarterback Andrew Luck led the Colts to the second-largest comeback in NFL postseason history with a Wild Card victory against Kansas City.

AFC DIVISIONAL – JAN. 11, 2014 GILLETTE STADIUM

NEW ENGLAND 43, INDIANAPOLIS 22 – Attendance 68,756. Indianapolis' 2013 season came to a close after the Colts fell to the New England Patriots in an AFC Divisional Playoff meeting, 43-22. The Patriots jumped out to an early 14-0 lead after LeGarrette Blount found the end zone on back-to-back drives. Blount led both teams in rushing with 166 yards and four touchdowns. The Colts found the scoreboard in the first quarter when wide receiver LaVon Brazill hauled in his first of two touchdowns from quarterback Andrew Luck. Following Blount's third score of the game in the second quarter, Indianapolis tallied eight unanswered points on two Adam Vinatieri field goals and a safety. The 21-15 deficit was as close as the Colts would get as Patriots running back Stevan Ridley tallied two rushing touchdowns and Blount added his fourth score of the contest in the second half en route to a 21-point victory. Luck completed 20-of-41 passes for 331 yards, two touchdowns and four interceptions for a 53.0 passer rating. Wide receiver T.Y. Hilton led the team in receiving with four catches for 103 yards and Brazill finished with two receptions for 73 yards and two touchdowns.

	1	2	3	4	F
Indianapolis	7	5	10	0	22
New England	14	7	8	14	43

AFC WILD CARD – JAN. 4, 2015 LUCAS OIL STADIUM

INDIANAPOLIS 26, CINCINNATI 10 – Attendance 63,385. The Colts advanced to the AFC Divisional Playoff round with a 26-10 victory over the Cincinnati Bengals at Lucas Oil Stadium. Following a 13-10 halftime advantage, Indianapolis notched 13 unanswered second half points and the defense held the Bengals to five consecutive three-and-outs. The Colts offense totaled their third-highest single-game postseason net yardage total (482 yards) as Andrew Luck completed 31-of-44 passes for 376 yards and one touchdown for a 104.0 passer rating. Luck gave Indianapolis a 20-10 lead when he found Donte Moncrief for a 36-yard touchdown in the third quarter. Adam Vinatieri contributed with 14 points, which is the third-most by a player in a single postseason game in Colts history. His four field goals made were the second-most by a kicker in Colts postseason history and he set the team record for the longest field goal in a postseason game with his 53-yard conversion in the fourth quarter. Daniel Herron tied the team record for receptions by a running back in a postseason contest (10) while T.Y. Hilton recorded his third career postseason game with 100-plus receiving yards (103). Defensively, Jerrell Freeman led the team in tackles while adding 1.5 sacks and one forced fumble.

	1	2	3	4	F
Cincinnati	7	3	0	0	10
Indianapolis	7	6	10	3	26



The Colts offense posted 482 yards in a win against Cincinnati.

AFC DIVISIONAL – JAN. 11, 2015 SPORTS AUTHORITY FIELD AT MILE HIGH

INDIANAPOLIS 24, DENVER 13 – Attendance 76,867. Indianapolis advanced to the AFC Championship Game following a 24-13 victory over the Denver Broncos at Sports Authority Field at Mile High. The win snapped a three-game playoff road losing streak, which dated back to 2006. Denver scored a touchdown on its opening offensive drive of the game, however the Colts defense countered by holding the Broncos to three punts and one fumble on their next four possessions. Indianapolis posted back-to-back touchdown drives in the second quarter en route to a 14-10 halftime lead. Daniel Herron found the end zone on a six-yard rush followed by Andrew Luck's first touchdown pass of the game to Dwayne Allen (three yards). Luck then opened the third quarter with a 15-yard touchdown pass to Hakeem Nicks, giving the Colts a 21-10 advantage. Indianapolis' defense only allowed one second half field goal and limited Denver to 288 net yards in the victory. Luck finished the game having completed

HISTORY



27-of-43 passes for 265 yards, two touchdowns and two interceptions for a 76.2 passer rating. Herron led the team with 23 carries for 63 yards while adding eight receptions for 32 yards. Defensively, Vontae Davis contributed a postseason career-high five passes defended.

	1	2	3	4	F
Indianapolis	0	14	7	3	24
Denver	7	3	0	3	13

AFC CHAMPIONSHIP – JAN. 18, 2015 GILLETTE STADIUM

NEW ENGLAND 45, INDIANAPOLIS 7 – Attendance 68,756. Indianapolis' season came to an end in the AFC Championship Game following a 45-7 defeat against the New England Patriots at Gillette Stadium. The Patriots took a 14-0 lead in the first quarter scoring touchdowns on their second and third possessions of the game. Following a D'Qwell Jackson interception, the Colts drove 73 yards in 10 plays and cut the score to 14-7 after a Zurlon Tipton one-yard touchdown run. That's as close as Indianapolis would get as the defense surrendered four consecutive touchdown drives in the second half, two of which were capped by running back LeGarrette Blount. Blount finished the game with 148 rushing yards and three touchdowns. For the Colts, Andrew Luck completed 12-of-33 passes for 126 yards, no touchdowns and two interceptions. Daniel Herron led the team with 10 rushes for 51 yards (5.1 avg.) with a long rush of 17 yards. He added two receptions for 11 yards. In three postseason contests in 2015, he totaled 20 receptions which ranks as the fourth-most catches by a Colt in a single postseason in franchise history. Following his lone extra point of the game, Adam Vinatieri set a then NFL record with his 30th career postseason game played surpassing Jerry Rice's mark of 29 games.

	1	2	3	4	F
Indianapolis	0	7	0	0	7
New England	14	3	21	7	45

AFC WILD CARD – JAN. 5, 2019 NRG STADIUM

INDIANAPOLIS 21, HOUSTON 7 – Attendance 71,798. The Colts won their Wild Card Playoff meeting against the Houston Texans, 21-7, at NRG Stadium. Indianapolis scored touchdowns on three of its first four possessions of the game to take a 21-0 lead at halftime. Andrew Luck threw touchdown passes to Eric Ebron and Dontrelle Inman while Marlon Mack contributed with a two-yard rushing touchdown. Houston scored the only points of the second half when Keke Coutee found the end zone on a six-yard reception with 10:57 remaining in the fourth quarter. The Texans got the ball back after forcing a Colts punt, but turned the ball over on downs, which clinched the victory for Indianapolis. Luck threw for 222 yards and two touchdowns while Marlon Mack led both teams in rushing with 148 yards and one score on 24 carries. Defensively, Darius Leonard led the team with 13 tackles while Kenny Moore II contributed with one interception and 1.0 sack.

	1	2	3	4	F
Indianapolis	14	7	0	0	21
Houston	0	0	0	7	7

AFC DIVISIONAL – JAN. 12, 2019 ARROWHEAD STADIUM

KANSAS CITY 31, INDIANAPOLIS 13 – Attendance 76,765. The Colts season ended following an AFC Divisional Playoff loss to the Kansas City Chiefs, 31-13, at Arrowhead Stadium. The Chiefs took a 17-0 lead in the second quarter following touchdown runs from Damien Williams and Tyreek Hill and a Harrison Butker 39-yard field goal. Indianapolis got on the board in the second quarter with a blocked punt recovered by Zach Pascal for a touchdown. Chiefs quarterback Patrick Mahomes added a four-yard touchdown run with 1:40 remaining in the second quarter to give Kansas City a 24-7 halftime lead. The teams traded touchdowns in the fourth quarter as Kansas City clinched a 31-13 victory. Andrew Luck threw for 203 yards and one touchdown and T.Y. Hilton caught four passes for 60 yards and one score. Defensively, Darius Leonard led the team with 14 tackles while adding one forced fumble and one fumble recovery.

	1	2	3	4	F
Indianapolis	0	7	0	6	13
Kansas City	14	10	0	7	31

AFC WILD CARD – JAN. 9, 2021 BILLS STADIUM

BUFFALO 27, INDIANAPOLIS 24 – Attendance 6,772. The Colts were defeated by the Bills, 27-24, at Bills Stadium. Indianapolis took a 10-7 lead into the second quarter on a Rodrigo Blankenship field goal and a Jonathan Taylor one-yard score. With the Colts driving again, Buffalo recorded a goal line stand and drove 96 yards on its ensuing possession to take a 14-10 halftime advantage. The Bills notched a field goal on their opening possession of the second half and posted a 35-yard touchdown pass to Stefon Diggs at the start of the fourth quarter to take a 24-10 lead. Indianapolis then answered with a nine-yard touchdown pass to Zach Pascal at the 11:32 mark of the fourth quarter. Following another Buffalo field goal, Colts quarterback Philip Rivers found Jack Doyle for a 27-yard touchdown reception to cut the Bills lead to three. The Indianapolis defense forced a punt and with 2:30 remaining in the contest drove 39 yards on its next possession but failed to score. Rivers completed 27-of-46 passes for 309 yards and two touchdowns for a 93.5 passer rating. Taylor led the team in rushing with 21 carries for 78 yards and a score while Michael Pittman Jr. led with five receptions for 90 yards. Defensively, Shaquille Leonard led the team with 12 tackles while Denico Autry added 1.5 sacks and one forced fumble.

	1	2	3	4	F
Indianapolis	3	7	0	14	24
Buffalo	7	7	3	10	27



Wide receiver Michael Pittman Jr. totaled 90 receiving yards in his playoff debut.



ALL-TIME HONORS

ALL-PRO AND ALL-NFL TEAMS

(**BOLD** designates first-team)

LEGEND:

AP-Associated Press CPFN-College and Pro Football Newsweekly FD-Football Digest FN-Football News
 HOF-Pro Football Hall of Fame NEA-Newspaper Enterprise Association NYN-New York (Daily) News PFW-Pro Football Weekly
 PFWA-Pro Football Writers of Amer. SI-Sports Illustrated SN-Sporting News UPI-United Press International USA-USA Today

1950	
WR-Paul Salata	AP
HB-Billy Stone	AP

1953	
LB-Alex Agase	AP, UPI
OG-Dick Barwegan	AP
C-Brad Ecklund	NYN
DB-Tom Keane	AP, UPI, NYN
OG-Bill Lange	NYN
DB-Bert Rechichar	UPI, NYN, AP
RB-George Taliaferro	AP

1954	
DT-Art Donovan	AP, UPI, NYN, SN
HB-Tom Keane	UPI
DE-Gino Marchetti	AP, UPI
DB-Bert Rechichar	UPI

1955	
RB-Alan Ameche	AP, UPI, SN, NYN, NEA
LB-Joe Campanella	AP
DT-Art Donovan	AP, UPI, NEA, SN, NYN
DT-Tom Finnin	AP
DE-Gino Marchetti	NEA, NYN, AP
DB-Bert Rechichar	NEA, NYN, UPI, AP
QB-George Shaw	AP
C-Dick Szymanski	UPI, NYN, AP

1956	
RB-Alan Ameche	AP, NYN, NEA
DT-Art Donovan	AP, NEA, NYN, UPI
DE-Gino Marchetti	NEA, NYN, AP, UPI
RB-Lenny Moore	NYN

1957	
WR-Raymond Berry	AP
DB-Milt Davis	AP, UPI, NYN
DT-Art Donovan	AP, UPI, NEA, NYN
DE-Gino Marchetti	AP, NEA, UPI, NYN
RB-Lenny Moore	UPI, NEA
TE-Jim Mutscheller	UPI, NEA, NYN
OG-Art Spinney	NYN
QB-John Unitas	NEA, AP, UPI, NYN

1958	
RB-Alan Ameche	AP, UPI, NYN, NEA
WR-Raymond Berry	AP, UPI, NEA, NYN
DT-Art Donovan	NYN, UPI, AP, NEA
DT-Gene Lipscomb	AP, UPI, NEA, NYN
DE-Gino Marchetti	AP, NEA, UPI, NYN
RB-Lenny Moore	AP, UPI, NEA, NYN
DB-Andy Nelson	NYN, AP, UPI, NEA
OT-Jim Parker	AP, UPI, NEA, NYN
LB-Bill Pellington	NEA
OG-Alex Sandusky	UPI
OG-Art Spinney	AP, UPI, NEA
DB-Carl Taseff	AP, UPI
QB-John Unitas	NEA, AP, UPI, NYN

1959	
RB-Alan Ameche	AP, NYN
WR-Raymond Berry	AP, UPI, NEA, NYN
DB-Milt Davis	NEA, UPI, NYN
DT-Gene Lipscomb	AP, UPI, NYN, NEA
DE-Gino Marchetti	AP, NEA, UPI, NYN
RB-Lenny Moore	AP, NEA, NYN, UPI
DB-Andy Nelson	NYN, UPI
OT-Jim Parker	AP, UPI, NEA, NYN
LB-Bill Pellington	NEA
LB-Don Shinnick	UPI
OG-Art Spinney	UPI, NYN, AP, NEA
DB-Carl Taseff	UPI
QB-John Unitas	NEA, AP, UPI, NYN

1960	
WR-Raymond Berry	AP, UPI, NEA, NYN,
DE-Ordell Braase	NYN, UPI
DT-Art Donovan	AP
DT-Gene Lipscomb	NEA, NYN, UPI
DE-Gino Marchetti	AP, NEA, UPI, NYN
RB-Lenny Moore	AP, UPI, NEA, NYN
DB-Andy Nelson	UPI, NEA
C-Buzz Nutter	UPI
OT-Jim Parker	AP, UPI, NEA, NYN
LB-Bill Pellington	NEA, UPI
DB-John Sample	NYN
LB-Don Shinnick	UPI
OG-Art Spinney	NEA, UPI
QB-John Unitas	UPI, NYN, NEA

1961	
WR-Raymond Berry	NEA, UPI
DE-Gino Marchetti	AP, NEA, UPI, NYN
RB-Lenny Moore	AP, UPI, NEA, NYN
OT-Jim Parker	AP, NEA, NYN, UPI
LB-Bill Pellington	NEA

1962	
DB-Bobby Boyd	UPI, NEA
DE-Gino Marchetti	AP, NEA, UPI, FN
DB-Andy Nelson	UPI
OT-Jim Parker	AP, NEA, FN, UPI
LB-Bill Pellington	UPI, NEA
LB-Don Shinnick	UPI

1963	
WR-Raymond Berry	AP, UPI
DB-Bobby Boyd	AP
TE-John Mackey	UPI
DE-Gino Marchetti	NEA, NYN, AP, UPI
OT-Jim Parker	AP, NEA, UPI, NYN
LB-Don Shinnick	AP
C-Dick Szymanski	AP
QB-John Unitas	AP, UPI, NYN, NEA

1964	
WR-Raymond Berry	UPI
DB-Bobby Boyd	AP, UPI, NEA, NYN, FN

HISTORY



1964 (cont)

DE-Ordell Braase UPI
 DB-Jerry Logan UPI
 DE-Gino Marchetti **AP, NEA, UPI, NYN, FN**
 RB-Lenny Moore **AP, UPI, NEA, NYN, FN**
 OT-Jim Parker **AP, UPI, NEA, NYN, FN**
 LB-Bill Pellington NEA, AP, UPI
 OT-George Preas AP, UPI, NEA
 OG-Alex Sandusky AP, UPI, NEA, NYN
 LB-Steve Stonebreaker UPI, NYN
 C-Dick Szymanski AP, UPI
 QB-John Unitas **NEA, AP, UPI, NYN, FN**
 OT-Bob Vogel **NEA, UPI**

1965

WR-Raymond Berry **NEA, AP, NYN**
 DB-Bobby Boyd **AP, UPI, NEA, NYN, FN**
 DE-Ordell Braase **NEA, NYN, UPI**
 LB-Dennis Gaubatz **FN, UPI**
 TE-John Mackey AP, UPI
 WR-Jimmy Orr **AP, NEA, UPI, NYN**
 OT-Jim Parker **AP, UPI, NEA, NYN, FN**
 OG-Alex Sandusky UPI
 LB-Steve Stonebreaker **NYN, UPI, NEA**
 C-Dick Szymanski AP, UPI
 QB-John Unitas **NEA, AP, UPI, NYN**
 OT-Bob Vogel **NEA, NYN, AP, UPI**

1966

WR-Raymond Berry UPI
 DB-Bobby Boyd **UPI, PFWA, AP, NYN**
 DE-Ordell Braase **NEA, AP, UPI**
 TE-John Mackey **AP, UPI, NEA, NYN, PFWA**
 OT-Jim Parker NYN, UPI
 OT-Bob Vogel UPI

1967

DB-Bobby Boyd **FN, UPI**
 DE-Ordell Braase NYN, AP, UPI, NEA, FN
 TE-John Mackey **AP, NEA, NYN, UPI, FN**
 DT-Fred Miller NEA
 WR-Willie Richardson AP, UPI, NEA, NYN, NEA
 C-Dick Szymanski FN
 QB-John Unitas **NEA, AP, UPI, NYN, FN**
 OT-Bob Vogel **NEA**
 DB-Rick Volk FN

1968

DB-Bobby Boyd **AP, UPI, NYN, FN, PFWA**
 LB-Mike Curtis **AP, UPI, NYN, FN, PFWA, PFW, NEA**
 DB-Jerry Logan PFWA
 TE-John Mackey **AP, UPI, NEA, NYN, PFWA, FN, PFW**
 DT-Fred Miller UPI, NYN, PFWA
 QB-Earl Morrall **AP, UPI, NEA, NYN, FN, PFWA**
 OG-Glenn Ressler NYN, FN
 WR-Willie Richardson PFWA
 DT-Billy Ray Smith AP
 DE-Bubba Smith AP, UPI, NYN, PFWA
 OT-Bob Vogel **NYN, UPI, FN, PFWA, AP, NEA**
 DB-Rick Volk **NEA, PFWA, UPI**

1969

C-Bill Curry AP, UPI, PFW
 LB-Mike Curtis NEA, NYN
 P-David Lee **HOF, PFWA, NEA, PFW**
 RB-Tom Matte NEA, PFW
 OT-Bob Vogel UPI, NYN
 DB-Rick Volk NEA



Jim Parker

1970

P-David Lee PFWA
 DE-Bubba Smith **FN, PFWA**

1971

C-Bill Curry NEA, FN, PFWA
 LB-Mike Curtis FN
 LB-Ted Hendricks **AP, NEA, FN, PFWA, PFW**
 DE-Bubba Smith **FN, AP, NEA, PFWA, PFW**
 DB-Rick Volk **NEA, PFWA, AP**

1972

LB-Ted Hendricks AP, NEA

1973

LB-Ted Hendricks NEA

1974

LB-Mike Curtis **FN**

1975

DE-Fred Cook **NYN**
 DE-John Dutton AP, FN, PFWA
 OT-George Kunz **AP, FN, PFW, PFWA**
 RB-Lydell Mitchell **CPFN**
 LB-Stan White **FN**

1976

WR-Roger Carr **NYN, AP, PFWA, NEA**
 DE-John Dutton **AP, NYN, PFWA**
 DT-Joe Ehrmann PFWA
 QB-Bert Jones **AP, PFWA, NEA, FN, NYN**
 OT-George Kunz PFWA, AP, NEA
 K-Toni Linhart **NYN**
 RB-Lydell Mitchell AP, NYN

1977

DT-Mike Barnes **SN, NYN**
 DB-Lyle Blackwood AP
 QB-Bert Jones AP, NEA
 OT-George Kunz AP, NEA
 RB-Lydell Mitchell AP
 LB-Stan White **NYN**

1983

K-Raul Allegre FD, NEA
 P-Rohn Stark **AP, FD, NEA**

HISTORY



1984

LB-Vernon Maxwell CPFN
P-Rohn Stark NEA, CPFN

1985

C-Ray Donaldson AP
OT-Chris Hinton **NYN**, AP, NEA, FD
P-Rohn Stark **NEA**, AP

1986

C-Ray Donaldson AP
OT-Chris Hinton AP
P-Rohn Stark **NEA**, CPFN, AP

1987

K-Dean Biasucci **USA**, AP, NEA, CPFN, FD
LB-Duane Bickett **USA**, AP, NEA
RB-Eric Dickerson **AP, PFWA, NEA, SN, CPFN, USA, FD, PFW**
C-Ray Donaldson **NYN**, AP, NEA, FD
OT-Chris Hinton **SN, FD**, CPFN
LB-Cliff Odom CPFN
OG-Ron Solt **NEA, CPFN, FD**, AP

1988

K-Dean Biasucci **SN, NYN**, AP
LB-Duane Bickett AP
RB-Eric Dickerson **AP, PFWA, NEA, SN, USA, FD, PFW, CPFN**
C-Ray Donaldson **CPFN**, NEA, AP
OT-Chris Hinton NEA, AP

1989

OT-Chris Hinton AP, NEA

1990

LB-Jeff Herrod AP
P-Rohn Stark NEA, AP
PR-Claarence Verdin **PFW**, CPFN, AP

1992

LB-Jeff Herrod AP
P-Rohn Stark **NEA, CPFN, SN, FD**, AP
PR-Claarence Verdin AP
OT-Will Wolford AP

1993

P-Rohn Stark AP

1994

DB-Ray Buchanan AP
RB-Marshall Faulk AP, CPFN, FD

1995

RB-Marshall Faulk AP
QB-Jim Harbaugh FD

1996

K-Cary Blanchard **AP, PFW/PFWA, SN, FD, CPFN**
P-Chris Gardocki **AP, PFW/PFWA, SN, FD**

1998

RB-Marshall Faulk AP, SI, CPFN, FD
P-Chris Gardocki CPFN

1999

TE-Ken Dilger FD
OT-Tarik Glenn **CPFN**
WR-Marvin Harrison **AP, CPFN, FD, PFW/PFWA, SI, SN**
RB-Edgerrin James **AP, CPFN, FD, PFW/PFWA, SN, USA**
QB-Peyton Manning AP, CPFN, FD
ST-Ratcliff Thomas **SI**
K-Mike Vanderjagt **SI**, AP, CPFN, FD

2000

WR-Marvin Harrison **CPFN, FD, PFW/PFWA, SI, AP**
RB-Edgerrin James **FD, SN**, AP, CPFN
QB-Peyton Manning AP

2001

WR-Marvin Harrison **CPFN**, AP

2002

WR-Marvin Harrison **AP, CPFN, FD, PFW/PFWA, SI, SN**

2003

DE-Dwight Freeney **FD**, AP
WR-Marvin Harrison **SI, SN**, AP, FD
QB-Peyton Manning **AP, SN, PFW/PFWA, FD**
C-Jeff Saturday **FD**
K-Mike Vanderjagt **AP, PFW/PFWA, SN, FD, SI**

2004

DE-Dwight Freeney **AP, PFW/PFWA, CPFN, SI, SN, FD**
WR-Marvin Harrison **FD, SN**, AP, CPFN
RB-Edgerrin James **FD, SI, SN**, AP, CPFN
QB-Peyton Manning **AP, SN, PFW/PFWA, FD, SI, CPFN**
C-Jeff Saturday FD

2005

DE-Dwight Freeney **AP, PFW/PFWA, SN**
WR-Marvin Harrison AP
LB-Cato June **PFW/PFWA**, AP
OG-Ryan Lilja **SI**
QB-Peyton Manning **AP, SN, PFW/PFWA**
DB-Bob Sanders **AP**
C-Jeff Saturday **AP**

2006

WR-Marvin Harrison **AP, PFW/PFWA, SI, SN, USA**
QB-Peyton Manning **SI, USA**, AP
C-Jeff Saturday **USA**, AP
WR-Reggie Wayne **USA**



Dwight Freeney

HISTORY



2007	
DB-Bob Sanders	AP, PFW/PFWA, SI, USA, SN
C-Jeff Saturday	AP, PFW/PFWA, SI, USA
WR-Reggie Wayne	SI, AP

2008	
TE-Dallas Clark	SI
QB-Peyton Manning	AP, PFW/PFWA, SI

2009	
TE-Dallas Clark	SI, AP, PFW PFWA, SN
DE-Dwight Freeney	AP, PFW/PFWA, SI, SN
QB-Peyton Manning	AP, SN, PFW PFWA, SI
WR-Reggie Wayne	AP

2010	
WR-Reggie Wayne	AP, PFW/PFWA

2013	
LB-Robert Mathis	AP, SN, PFW/PFWA

2014	
K-Adam Vinatieri	AP, PFW/PFWA, SN
P-Pat McAfee	AP, PFW/PFWA

2016	
P-Pat McAfee	SN

2018	
G-Quenton Nelson	AP, SN, PFW/PFWA
LB-Shaquille Leonard	AP

2019	
G-Quenton Nelson	AP, SN, PFW/PFWA
LB-Shaquille Leonard	AP

2020	
DT-DeForest Buckner	AP, PFW/PFWA
LB-Shaquille Leonard	AP, SN
G-Quenton Nelson	AP, SN, PFW/PFWA
S-George Odum	AP, PFW/PFWA
C-Ryan Kelly	AP
LS-Luke Rhodes	AP

2021	
LB-Shaquille Leonard	AP
LS-Luke Rhodes	AP
RB-Jonathan Taylor	AP, PFW/PFWA
WR-Ashton Dulin	AP
G-Quenton Nelson	AP



In 2018, LB-Shaquille Leonard and G/C-Quenton Nelson were each selected as Associated Press First Team All-Pro. Leonard and Nelson join Pro Football Hall of Famers Dick Butkus and Gale Sayers (Chicago, 1965) as the second pair of rookie teammates to be selected First Team All-Pro since the Associated Press started selecting All-Pro teams in 1940.



ALL-CONFERENCE SELECTIONS

1956

RB-Alan Ameche	SN
DT-Art Donovan	SN
DT-Gino Marchetti	SN

1957

WR-Raymond Berry	SN
DB-Milt Davis	SN
DT-Art Donovan	SN
DT-Gino Marchetti	SN
RB-Lenny Moore	SN
OT-Jim Parker	SN

1958

WR-Raymond Berry	SN
DT-Gene Lipscomb	SN
DT-Gino Marchetti	SN
RB-Lenny Moore	SN
LB-Andy Nelson	SN
LB-Bill Pellington	SN
OG-Art Spinney	SN
QB-John Unitas	SN

1959

WR-Raymond Berry	SN
DT-Gino Marchetti	SN
RB-Lenny Moore	SN
LB-Andy Nelson	SN
OT-Jim Parker	SN
QB-John Unitas	SN

1960

WR-Raymond Berry	SN
DT-Gene Lipscomb	SN
RB-Lenny Moore	SN
LB-Andy Nelson	SN
OT-Jim Parker	SN
QB-John Unitas	SN

1961

DT-Gino Marchetti	SN
RB-Lenny Moore	SN
LB-Andy Nelson	SN
OT-Jim Parker	SN



Gino Marchetti

1962

DT-Gino Marchetti	SN
OT-Jim Parker	SN

1963

DT-Gino Marchetti	SN
-------------------	----

1964

DT-Gino Marchetti	SN
RB-Lenny Moore	SN
OT-Jim Parker	SN
LB-Bill Pellington	SN
QB-John Unitas	SN

1965

WR-Jimmy Orr	SN
OT-Jim Parker	SN
LB-Steve Stonebreaker	SN
OT-Bob Vogel	SN

1966

P-David Lee	SN
TE-John Mackey	SN
OT-Bob Vogel	SN

1967

DB-Bobby Boyd	SN
TE-John Mackey	SN
WR-Willie Richardson	SN
QB-John Unitas	SN
OT-Bob Vogel	SN

1968

DB-Bobby Boyd	SN
TE-John Mackey	SN
QB-Earl Morrall	SN
OG-Dan Sullivan	SN
OT-Bob Vogel	SN

1969

LB-Mike Curtis	SN
P-David Lee	SN
RB-Tom Matte	SN
OT-Bob Vogel	SN

1970

RB-Norm Bulaich	UPI-2
C-Bill Curry	UPI-HM
LB-Mike Curtis	UPI-2
LB-Ted Hendricks	UPI-HM
WR-Eddie Hinton	UPI-HM
DB-Jerry Logan	AP-1, UPI-1
TE-John Mackey	UPI-HM
DE-Bubba Smith	SN, UPI-1
QB-John Unitas	UPI-2
OT-Bob Vogel	UPI-2
DB-Rick Volk	SN, UPI-HM

HISTORY



1971

C-Bill Curry	AP, UPI, PFW, SN
LB-Mike Curtis	UPI-2
LB-Ted Hendricks	AP-1, UPI-1, SN, PFW
DB-Jerry Logan	SN, UPI-2
LB-Ray May	UPI-HM
DE-Bubba Smith	SN, UPI-1, AP-1, PFW
DB-Charlie Stukes	UPI-HM
OT-Bob Vogel	UPI-2, PFW
DB-Rick Volk	AP-1, PFW, UPI-2
OG-John Williams	UPI-HM

1972

C-Bill Curry	UPI-HM
LB-Ted Hendricks	AP-1, UPI-1

1973

LB-Ted Hendricks	AP-1, UPI-2
------------------	-------------

1974

LB-Mike Curtis	UPI-2
----------------	-------

1975

TE-Raymond Chester	UPI-HM
DE-Fred Cook	NYN
DE-John Dutton	AP-1, UPI-2, SN
DT-Joe Ehrmann	UPI-HM
QB-Bert Jones	UPI-2
OT-George Kunz	AP-1, UPI-1, SN, PFW, NYN
RB-Lydeell Mitchell	UPI-2

1976

WR-Roger Carr	AP-1, UPI-2, SN, PFW, NYN
OG-Elmer Collett	UPI-HM
DE-Fred Cook	UPI-2
DE-John Dutton	AP-1, SN, UPI-1, PFW, NYN
DT-Joe Ehrmann	UPI-1, NYN
QB-Bert Jones	AP-1, UPI-1, NYN
OT-George Kunz	AP-1, UPI-1, SN, PFW, NYN
K-Toni Linhart	UPI-1, SN, PFW, NYN
RB-Lydeell Mitchell	AP-1, UPI-1, SN, NYN

1977

DT-Mike Barnes	SN, UPI-2
S-Lyle Blackwood	UPI-HM
DE-Fred Cook	UPI-2, SN
DE-John Dutton	UPI-1, PFW
DT-Joe Ehrmann	UPI-HM
OT-George Kunz	UPI-1, SN, PFW
K-Toni Linhart	UPI-2
RB-Lydeell Mitchell	UPI-1, SN, PFW
LB-Stan White	UPI-2

1980

DB-Bruce Laird	UPI-HM, PFW, NYN
----------------	------------------

1982

P-Rohn Stark	UPI-2, NYN
--------------	------------

1983

K-Raul Allegre	UPI-2
OT-Chris Hinton	UPI-2, PFW
P-Rohn Stark	UPI-2

1984

P-Rohn Stark	UPI-2
--------------	-------

1985

CB-Eugene Daniel	FN
OT-Chris Hinton	UPI-1
P-Rohn Stark	UPI-1, FN

1986

C-Ray Donaldson	UPI-2
OT-Chris Hinton	PFW, UPI-1, FN
P-Rohn Stark	UPI-1, FN, PFW

1987

K-Dean Biasucci	UPI-1, PFW, FN
LB-Duane Bickett	UPI-1, PFW, FN
RB-Eric Dickerson	UPI-1, PFW, FN
C-Ray Donaldson	UPI-2
OT-Chris Hinton	UPI-2, PFW
OG-Ron Solt	UPI-1, PFW, FN

1988

LB-Duane Bickett	UPI-2
RB-Eric Dickerson	UPI-1, PFW, FN
C-Ray Donaldson	UPI-2, PFW, FN
OT-Chris Hinton	UPI-2

1989

C-Ray Donaldson	UPI-2, FN
OT-Chris Hinton	PFW, UPI-1
P-Rohn Stark	FN
PR-Clarence Verdin	PFW

1990

LB-Jeff Herrod	UPI-2, FN
P-Rohn Stark	UPI-1, PFW
PR-Clarence Verdin	PFW, UPI-1, FN

1992

TE-Kerry Cash	FN
P-Rohn Stark	FN, PFW
PR-Clarence Verdin	PFW, UPI-1, FN

1994

DB-Ray Buchanan	UPI-2
RB-Marshall Faulk	UPI-1, PFW, FN

1995

RB-Marshall Faulk	UPI-2
QB-Jim Harbaugh	UPI-1, PFW, FN

1996

K-Cary Blanchard	UPI-1, FN
P-Chris Gardocki	UPI-1, FN

HISTORY



Marshall Faulk

1998

RB-Marshall Faulk PFW, FN

1999

OT-Tarik Glenn FN
 WR-Marvin Harrison FN, PFW/PFWA
 RB-Edgerrin James FN, PFW/PFWA
 QB-Peyton Manning FN, PFW/PFWA
 K-Mike Vanderjagt FN

2000

WR-Marvin Harrison FN, PFW/PFWA
 RB-Edgerrin James FN, PFW/PFWA

2001

WR-Marvin Harrison FN, PFW/PFWA

2002

WR-Marvin Harrison PFW/PFWA

2003

DE-Dwight Freeney PFW/PFWA
 WR-Marvin Harrison PFW/PFWA
 QB-Peyton Manning PFW/PFWA
 K-Mike Vanderjagt PFW/PFWA

2004

DE-Dwight Freeney PFW/PFWA
 WR-Marvin Harrison PFW/PFWA
 QB-Peyton Manning PFW/PFWA

2005

DE-Dwight Freeney PFW/PFWA
 WR-Marvin Harrison PFW/PFWA
 RB-Edgerrin James PFW/PFWA
 LB-Cato June PFW/PFWA
 QB-Peyton Manning PFW/PFWA
 S-Bob Sanders PFW/PFWA
 C-Jeff Saturday PFW/PFWA

2006

WR-Marvin Harrison PFW/PFWA
 QB-Peyton Manning PFW/PFWA
 C-Jeff Saturday PFW/PFWA

2007

S-Bob Sanders PFW/PFWA
 C-Jeff Saturday PFW/PFWA
 WR-Reggie Wayne PFW/PFWA

2008

QB-Peyton Manning PFW/PFWA
 DE-Robert Mathis PFW/PFWA

2009

TE-Dallas Clark PFW/PFWA
 DE-Dwight Freeney PFW/PFWA
 QB-Peyton Manning PFW/PFWA

2010

DE-Dwight Freeney PFW/PFWA
 DE-Robert Mathis PFW/PFWA
 WR-Reggie Wayne PFW/PFWA

2013

LB-Robert Mathis PFW/PFWA

2014

P-Pat McAfee PFW/PFWA
 K-Adam Vinatieri PFW/PFWA

2016

WR-T.Y. Hilton PFW/PFWA
 P-Pat McAfee PFW/PFWA

2018

LB-Shaquille Leonard PFW/PFWA
 G-Quenton Nelson PFW/PFWA

2019

LB-Shaquille Leonard PFW/PFWA
 G-Quenton Nelson PFW/PFWA

2020

DT-DeForest Buckner PFW/PFWA
 C-Ryan Kelly PFW/PFWA
 LB-Shaquille Leonard PFW/PFWA
 G-Quenton Nelson PFW/PFWA
 S-George Odum PFW/PFWA

2021

RB-Jonathan Taylor PFW/PFWA
 G-Quenton Nelson PFW/PFWA
 LB-Shaquille Leonard PFW/PFWA



NFL ALL-ROOKIE TEAMS

- 1972 - OT-Tom Drougas (PFW)
1974 - DE-John Dutton (PFWA, UPI, PFW, FD)
DE-Fred Cook (UPI, FD)
1976 - DT-Ken Novak (PFWA)
1979 - DB-Larry Brazier (PFWA)
1980 - WR-Ray Butler (PFWA, UPI, PFW, FD)
1981 - DT-Bubba Green (PFW)
DE-Donnell Thompson (PFWA, UPI, PFW)
1982 - WR-Matt Bouza (FD)
LB-Johnie Cooks (PFWA)
DT-Leo Wisniewski (PFWA, PFW)
P-Rohn Stark (PFWA, PFW, FD)
DB-James Burroughs (FD)
DE-Fletcher Jenkins (PFW)
1983 - OG-Chris Hinton (PFWA, UPI, FD)
LB-Vernon Maxwell (PFWA, UPI, FD)
OT-Jim Mills (UPI)
1984 - OG-Ron Solt (PFWA, UPI, PFW, FD)
DE-Blaise Winter (PFWA, UPI, PFW, FD)
1985 - LB-Duane Bickett (PFWA, UPI, FD)
DB-Anthony Young (UPI)
1986 - WR-Bill Brooks (PFWA, UPI, PFW, FD)
DE-Jon Hand (PFW)
1987 - DB-Freddie Robinson (UPI, PFW, FD)
1988 - LB-O'Brien Alston (PFWA, UPI, PFW, FD)
QB-Chris Chandler (PFWA, UPI, PFW, CPFN, FD)
WR-Andre Rison (PFWA, UPI, PFW, CPFN, FD)
1990 - QB-Jeff George (PFWA, UPI, PFW, CPFN, FD, FN)
1992 - LB-Quentin Coryatt (PFWA)
DE-Steve Emtman (PFWA, FN)
1993 - DB-Ray Buchanan (FN)
1994 - RB-Marshall Faulk (PFWA, CPFN, FN)
1995 - TE-Ken Dilger (PFWA, FN)
1996 - WR-Marvin Harrison (FN)
1997 - OG-Tarik Glenn (CPFN, PFW/PFWA)
1998 - DL-Larry Chester (PFW/PFWA)
QB-Peyton Manning (CPFN, PFW/PFWA, FN, FD)
OG-Steve McKinney (PFW/PFWA)
WR-Jerome Pathon (CPFN, PFW/PFWA, FN, FD)
K-Mike Vanderjagt (CPFN, PFW/PFWA, FD)
1999 - RB-Edgerrin James (CPFN, FD, FN, PFW/PFWA)
LB-Mike Peterson (FD, FN, PFW/PFWA)
P-Hunter Smith (CPFN, PFW/PFWA)
KR-Terrence Wilkins (FD, FN, PFW/PFWA)
2001 - DB-Idrees Bashir (PFW/PFWA)
2002 - DE-Dwight Freeney (PFW/PFWA)
2003 - TE-Dallas Clark (FD)
DE-Robert Mathis (FD)
OG-Steve Sciuлло (FD)
2004 - OG-Jake Scott (FD)
2007 - DT-Ed Johnson (PFW/PFWA)
OT-Tony Ugoh (PFW/PFWA)
2008 - OG-Mike Pollak (PFW/PFWA)
C-Jamey Richard (PFW/PFWA)
2009 - WR-Austin Collie (PFW/PFWA, SN)
DB-Jacob Lacey (PFW/PFWA, SN)
P-Pat McAfee (PFW/PFWA, SN)
2010 - LB-Pat Angerer (PFW/PFWA, SN)
2012 - TE-Dwayne Allen (PFW/PFWA)
WR/PR-T.Y. Hilton (PFW/PFWA)
2017 - P-Rigoberto Sanchez (PFW/PFWA)
2018 - LB-Shaquille Leonard (PFW/PFWA)
G-Quenton Nelson (PFW/PFWA)
T-Braden Smith (PFW/PFWA)
2020 - K-Rodrigo Blankenship (PFW/PFWA)
LB-Jordan Glasgow (PFW/PFWA)
CB-Isaiah Rodgers Sr. (PFW/PFWA)
RB-Jonathan Taylor (PFW/PFWA)
2021 - DE-Kwity Paye (PFW/PFWA)
2022 - KR-Dallis Flowers (PFW/PFWA)



PRO BOWL COLTS

(Selections by season; *MVP; #Did Not Play)

- 1953 - Dick Barwegan, Art Donovan, Tom Keane, George Taliaferro
- 1954 - Art Donovan (2), Gino Marchetti, Buddy Young
- 1955 - Alan Ameche, Art Donovan (3), Gino Marchetti (2), Bert Rechichar, Dick Szymanski
- 1956 - Alan Ameche (2), Art Donovan (4), Gino Marchetti (3), Lenny Moore, Bert Rechichar (2)
- 1957 - Alan Ameche (3), Art Donovan (5), Gino Marchetti (4), Jim Mutscheller, Bert Rechichar (3*), John Unitas
- 1958 - Alan Ameche (4), Raymond Berry, Don Joyce, Gene Lipscomb, Gino Marchetti (5#), Lenny Moore (2), Jim Parker, John Unitas (2)
- 1959 - Raymond Berry (2), Gene Lipscomb (2*), Gino Marchetti (6), Lenny Moore (3), Jim Parker (2), Art Spinney, John Unitas (3*)
- 1960 - Raymond Berry (3#), Gino Marchetti (7), Lenny Moore (4), Andy Nelson, Jim Parker (3), Art Spinney (2), John Unitas (4*)
- 1961 - Raymond Berry (4), Gino Marchetti (8), Lenny Moore (5), Jim Parker (4), John Unitas (5)
- 1962 - Gino Marchetti (9), Lenny Moore (6), Jim Parker (5), Dick Szymanski (2), John Unitas (6)
- 1963 - Raymond Berry (5), John Mackey, Gino Marchetti (10*), Jim Parker (6), John Unitas (7*)
- 1964 - Raymond Berry (6), Bobby Boyd, Gino Marchetti (11), Lenny Moore (7), Jim Parker (7), Dick Szymanski (3), Bob Vogel, John Unitas (8)
- 1965 - Jerry Logan, John Mackey (2), Jimmy Orr, Jim Parker (8), Bob Vogel (2)
- 1966 - Ordell Braase, Lenny Lyles, John Mackey (3), John Unitas (9)
- 1967 - Ordell Braase (2), John Mackey (4), Fred Miller, Willie Richardson, John Unitas (10), Bob Vogel (3), Rick Volk
- 1968 - Bobby Boyd (2), Mike Curtis, John Mackey (5), Tom Matte, Fred Miller (2), Earl Morrall, Willie Richardson (2), Bob Vogel (4#)
- 1969 - Tom Matte (2), Fred Miller (3#), Rick Volk (2)
- 1970 - Mike Curtis (2), Jerry Logan (2), Bubba Smith
- 1971 - Norm Bulaich, Bill Curry, Mike Curtis (3), Ted Hendricks, Jerry Logan (3), Bubba Smith (2), Bob Vogel (5), Rick Volk (3)
- 1972 - Bill Curry (2), Ted Hendricks (2), Bruce Laird
- 1973 - Ted Hendricks (3)
- 1974 - Mike Curtis (4)
- 1975 - John Dutton, George Kunz, Lydell Mitchell
- 1976 - Roger Carr, John Dutton (2), Bert Jones, George Kunz (2), Toni Linhart, Lydell Mitchell (2)
- 1977 - Mike Barnes, John Dutton (3), George Kunz (3), Toni Linhart (2), Lydell Mitchell (3)
- 1979 - Joe Washington
- 1983 - Chris Hinton
- 1985 - Chris Hinton (2), Rohn Stark
- 1986 - Ray Donaldson, Chris Hinton (3), Rohn Stark (2)
- 1987 - Dean Biasucci, Duane Bickett, Eric Dickerson, Ray Donaldson (2), Chris Hinton (4), Ron Solt
- 1988 - Eric Dickerson (2), Ray Donaldson (3), Chris Hinton (5)
- 1989 - Eric Dickerson (3), Ray Donaldson (4), Chris Hinton (6)
- 1990 - Rohn Stark (3), Clarence Verdin
- 1992 - Rohn Stark (4), Clarence Verdin (2)
- 1994 - Marshall Faulk (*)
- 1995 - Marshall Faulk (2), Jim Harbaugh, Will Wolford
- 1996 - Cary Blanchard, Chris Gardocki
- 1998 - Marshall Faulk (3)
- 1999 - Marvin Harrison, Edgerrin James, Peyton Manning
- 2000 - Marvin Harrison (2), Edgerrin James (2), Peyton Manning (2)
- 2001 - Ken Dilger, Marvin Harrison (3)
- 2002 - Marvin Harrison (4), Peyton Manning (3)
- 2003 - Dwight Freene, Marvin Harrison (5), Peyton Manning (4), Mike Vanderjagt
- 2004 - Dwight Freene (2), Tarik Glenn, Marvin Harrison (6), Edgerrin James (3), Peyton Manning (5*)
- 2005 - Dwight Freene (3), Tarik Glenn (2), Marvin Harrison (7), Edgerrin James (4), Cato June, Peyton Manning (6), Bob Sanders, Jeff Saturday
- 2006 - Tarik Glenn (3), Marvin Harrison (8#), Peyton Manning (7), Jeff Saturday (2), Reggie Wayne
- 2007 - Joseph Addai, Antoine Bethea, Peyton Manning (8), Bob Sanders (2), Jeff Saturday (3), Reggie Wayne (2)
- 2008 - Dwight Freene (4), Peyton Manning (9), Robert Mathis, Reggie Wayne (3)
- 2009 - Antoine Bethea (2#), Dallas Clark (#), Dwight Freene (5#), Peyton Manning (10#), Robert Mathis (2#), Jeff Saturday (4#), Reggie Wayne (4#)
- 2010 - Dwight Freene (6#), Peyton Manning (11), Robert Mathis (3), Jeff Saturday (5), Reggie Wayne (5)
- 2011 - Dwight Freene (7)
- 2012 - Reggie Wayne (6), Robert Mathis (5), Andrew Luck
- 2013 - Robert Mathis (6), Andrew Luck (2), Matt Overton
- 2014 - Mike Adams, Vontae Davis, T.Y. Hilton, D'Qwell Jackson, Andrew Luck (3), Pat McAfee, Adam Vinatieri (3)
- 2015 - Mike Adams (2), Vontae Davis (2), T.Y. Hilton (2)
- 2016 - T.Y. Hilton (3), Pat McAfee (2)
- 2017 - Jack Doyle, T.Y. Hilton (4)
- 2018 - Eric Ebron, Andrew Luck (4), Quenton Nelson
- 2019 - Jack Doyle (2), Ryan Kelly, Shaquille Leonard, Quenton Nelson (2)
- 2020 - Ryan Kelly (2), Shaquille Leonard (2), Quenton Nelson (3)
- 2021 - DeForest Buckner, Ryan Kelly (3), Shaquille Leonard (3), Kenny Moore II, Quenton Nelson (4), Luke Rhodes, Jonathan Taylor
- 2022 - Quenton Nelson (5)

HISTORY



NFL MOST VALUABLE PLAYER AWARDS

QB-John Unitas	NEA (1957,67), UPI (1959,64,67), SN (1959,64,67), AP (1959,1964,67), FN (1964)
QB-Peyton Manning	AP (2003-04,08-09), PFW/PFWA (2004,08-09)
RB-Lenny Moore	NEA (1964)
QB-Earl Morrall	AP, UPI, NEA, SN (1968)
QB-Bert Jones	AP, NEA, PFWA, NYN (1976)

HOF SUPER BOWL 50 GOLDEN TEAM

K-Adam Vinatieri

HOF NFL 50TH ANNIVERSARY TEAM

First - TE-John Mackey, DE-Gino Marchetti, QB-John Unitas
Second - WR-Raymond Berry, DT-Art Donovan
Third - RB-Lenny Moore

HOF NFL 75TH ANNIVERSARY TEAM

WR-Raymond Berry, LB-Ted Hendricks, DE-Gino Marchetti,
OG-Jim Parker, QB-John Unitas

HOF NFL 1960-84 ALL-STAR TEAM

First-Team - WR-Raymond Berry, DE-Gino Marchetti, OG/T-Jim Parker, QB-John Unitas, HC-Don Shula (tie)
Second-Team - LB-Ted Hendricks, TE-John Mackey

HOF NFL TEAMS OF THE DECADES

1950s - RB-Alan Ameche, G-Dick Barwegan, WR-Raymond Berry, DT-Art Donovan, DE-Gino Marchetti, RB-Lenny Moore, OG/T- Jim Parker
1960s - DB-Bobby Boyd, TE-John Mackey, QB-John Unitas
1970s - LB-Ted Hendricks
1980s - RB-Eric Dickerson

SUPER BOWL SILVER ANNIVERSARY TEAM

LB-Ted Hendricks

NFL EXECUTIVE OF THE YEAR

Joe Thomas - SN (1975), Bill Polian - FD (1999), PFW/PFWA (1999, 2005, 09), SN (1999,09), Ryan Grigson - SN (2012), PFW/PFWA (2012), Chris Ballard - PFW/PFWA (2018)

NFL COACH OF THE YEAR

Weeb Ewbank	AP, UPI (1958)
Don Shula	UPI (1964), SN (1964, 68), AP (1964, 67-tied, 68), NYN (1964, 67, 68)
Ted Marchibroda	AP, PFW, SN, FD, NYN (1975)
Ron Meyer	PFWA (1987)
Tony Dungy	SN, SI (2005)
Bruce Arians	AP (2012)

NFL OFFENSIVE PLAYER OF THE YEAR

QB-Earl Morrall PFW (1968), QB-Bert Jones AP (1976)
QB-Peyton Manning AP (2004), PFW/PFWA (2004, 08-09)

NFL DEFENSIVE PLAYER OF THE YEAR

DB-Bob Sanders AP, PFW/PFWA (2007)

NFL ROOKIE OF THE YEAR

RB-Alan Ameche	SN, UPI (1955)
RB-Lenny Moore	UPI (1956)
WR-Jimmy Orr	UPI (1958)
RB-Marshall Faulk	SN, PFWA, SI, FD, CPFN, NEA (1994)
RB-Edgerrin James	SN, SI (1999)

NFL OFFENSIVE ROOKIE OF THE YEAR

RB-Marshall Faulk - AP, PFW, FD (1994)
RB-Edgerrin James - AP, CPFN, FD, FN, PFW, USA (1999)

NFL PLAYER OF THE YEAR

QB-Peyton Manning - SN (2003-04), FD (2003-04)

NFL COMEBACK PLAYER OF THE YEAR

K-Jim Martin	AP (1963)
RB-Lenny Moore	AP (1964)
QB-Jim Harbaugh	PFW/PFWA (1995)
QB-Andrew Luck	AP, SN, PFW/PFWA (2018)

NFL DEFENSIVE ROOKIE OF THE YEAR

LB-Vernon Maxwell	AP, PFW/PFWA (1983)
LB-Duane Bickett	AP (1985)
LB-Darius Leonard	AP, PFW/PFWA (2018)

NATIONAL 100-YARD CLUB NFL OUTSTANDING BLOCKER

OG-Jim Parker - (1964)

NFL LINEBACKER OF THE YEAR

LB-Mike Curtis - FD (1974)

NFL MOST VALUABLE LINEMAN

DE-Gino Marchetti - AP (1958)

NFL KICKER OF THE YEAR

K-Cary Blanchard - PFW (1996)

NFL GOLDEN TOE AWARD

K-Toni Linhart - PFW (1976), K-Mike Vanderjagt - PFW/PFWA (2003)

AFC COACH OF THE YEAR

Ron Meyer UPI, FN (1987)
Ted Marchibroda PFWA, NYN (1975), CPFN (1992)

AFC MOST VALUABLE PLAYER

QB-Bert Jones - NYN (1975, 76)

AFC PLAYER OF THE YEAR

QB-Bert Jones	UPI (1976)
QB-Jim Harbaugh	UPI (1995)
QB-Peyton Manning	FN (1999)

AFC ROOKIE OF THE YEAR

RB-Marshall Faulk - UPI (1994)

KANSAS CITY COMMITTEE OF 101 AWARDS

LB-Mike Curtis	AFC Defensive MVP (1970)
HC-Ted Marchibroda	AFC Coach of the Year (1975)
QB-Bert Jones	AFC Offensive MVP (1976)
HC-Ron Meyer	AFC Coach of the Year (1987)
QB-Jim Harbaugh	AFC Offensive Player of the Year (1995)
HC-Jim Mora	AFC Coach of the Year (1999)
QB-Peyton Manning	AFC Offensive Player of the Year (1999, 2003-05, 08-09)
HC-Tony Dungy	AFC Coach of the Year (2005)
DE-Dwight Freeney	AFC Defensive Player of the Year (2005)
DB-Bob Sanders	AFC Defensive Player of the Year (2007)
HC-Chuck Pagano & Bruce Arians	AFC Coach of the Year (2012)
LB-Robert Mathis	AFC Defensive Player of the Year (2013)
HC-Frank Reich	AFC Coach of the Year (2018)
RB-Jonathan Taylor	AFC Offensive Player of the Year (2021)



WASHINGTON DC TOUCHDOWN CLUB

QB-John Unitas	NFL MVP (1957, 58-tied, 67)
HC-Weeb Ewbank	NFL Coach of the Year (1958)
RB-Lenny Moore	NFL MVP (1964)
HC-Don Shula	NFL Coach of the Year (1964, 68)
HC-Ted Marchibroda	NFL Coach of the Year (1975)
QB-Bert Jones	AFC Offensive MVP (1976)

BYRON "WHIZZER" WHITE AWARD

QB-Peyton Manning (2004), OT-Tarik Glenn (2006)

PHILADELPHIA MAXWELL CLUB

QB-John Unitas	- NFL MVP (1959, 64, 67)
QB-Peyton Manning	- Professional Player of the Year (2003-04)
HC-Tony Dungy	- Outstanding Professional Coach of the Year (2005)
HC-Chuck Pagano and Bruce Arians	- Greasy Neale Award Coach of the Year (2012)
RB-Jonathan Taylor	- Professional Player of the Year (2021)

GEORGE HALAS AWARD

QB-Bert Jones (1979), QB-Jim Harbaugh (1997), HC-Tony Dungy (2006), HC-Chuck Pagano (2013)

SPORTS ILLUSTRATED NFL PLAYER OF THE YEAR

RB-Marshall Faulk (1998), QB-Peyton Manning (2004, 08-09)

WALTER PAYTON NFL MAN OF THE YEAR AWARD

QB-Peyton Manning (2005)

ART ROONEY SPORTSMANSHIP AWARD

RB-Frank Gore (2016)

SUPER BOWL MOST VALUABLE PLAYER

QB-Peyton Manning (2006-Super Bowl XLI)

DEACON JONES AWARD

LB-Robert Mathis (2013)

NFL ALL-DECADE TEAMS (2000-09)

NFL	Tony Dungy (Head Coach), DE-Dwight Freeney, WR-Marvin Harrison, RB-Edgerrin James, QB-Peyton Manning, K-Adam Vinatieri
Sporting News	* QB-Peyton Manning, C-Jeff Saturday, K-Adam Vinatieri
Sports Illustrated	* QB-Peyton Manning, Howard Mudd (Asst. Coach), ^Bill Polian (General Manager), K-Adam Vinatieri

*Denotes Player-of-the-Decade

^Denotes General Manager of the Decade

NFLPA MACKEY AWARDS

P-David Lee	1966, 69 NFL Punting
QB-Earl Morrall	1968 NFL Passing
KR-Preston Pearson	1968 NFL Kick Returns
KR-Jim Duncan	1970 AFC Kick Returns
KR-Bruce Laird	1972 AFC Kick Returns
RB-Lydeell Mitchell	1974, 75 (tie), 77 AFC Receiving
K-Toni Linhart	1976 AFC Kick-Scoring
DB-Lyle Blackwood	1977 AFC Interceptions
RB-Joe Washington	1979 AFC Receiving
P-Rohn Stark	1983, 85, 86, 92 AFC Punting
DB-Mike Prior	1987 AFC Interceptions
RB-Eric Dickerson	1987, 88 Rushing; 1988 TDs (tied)
KR-Claarence Verdin	1989, 90 AFC Punt Returns
WR-Reggie Langhorne	1993 AFC Receptions
RB-Marshall Faulk	1995 AFC TDs (tied)
K-Cary Blanchard	1996 AFC Scoring
P-Chris Gardocki	1996 NFL Net Punting Average

AFC PLAYERS OF THE WEEK

1984	- QB-Mike Pagel (9/9 at Houston)
1985	- WR-Wayne Capers (10/27 vs. Green Bay) DB-Eugene Daniel (10/27 vs. Green Bay)
1986	- DB-Leonard Coleman (10/12 vs. New Orleans) DT-Harvey Armstrong (12/22 at LA Raiders)
1987	- QB-Gary Hogeboom (10/4 at Buffalo) LB-Duane Bickett (11/1 at NY Jets) LB-Cliff Odom (11/15 at Miami) RB-Eric Dickerson (12/27 vs. Tampa Bay)
1988	- RB-Eric Dickerson (10/23 at San Diego) LB-Duane Bickett (11/27 vs. New England)
1989	- DB-Keith Taylor (10/22 at Cincinnati) DB-Mike Prior (12/10 vs. Cleveland) QB-Jack Trudeau (12/17 vs. Miami)
1990	- QB-Jack Trudeau (9/30 at Philadelphia)
1991	- QB-Jeff George (11/10 at NY Jets)
1992	- LB-Chip Banks (9/6 vs. Cleveland) DE-Steve Emtman (10/25 at Miami)
1993	- LB-Duane Bickett (9/26 vs. Cleveland) K-Dean Biasucci (10/31 vs. New England) K-Dean Biasucci (12/5 at NY Jets)
1994	- DB-Ray Buchanan (12/4 at Seattle)
1995	- RB-Marshall Faulk (10/1 vs. St. Louis Rams) QB-Jim Harbaugh (10/8 at Miami) K-Cary Blanchard (10/15 vs. San Francisco) LB-Tony Bennett (11/26 vs. Miami)
1996	- PR-Marvin Harrison (9/8 at NY Jets) K-Cary Blanchard (9/15 at Dallas) K-Cary Blanchard (11/17 vs. NY Jets) DB-Jason Belser (12/5 vs. Philadelphia) WR-Marvin Harrison (12/15 at Kansas City)
1997	- QB-Paul Justin (11/16 vs. Green Bay) TE-Ken Dilger (12/14 vs. Miami)
1998	- QB-Peyton Manning (11/15 vs. NY Jets) RB-Marshall Faulk (12/13 vs. Cincinnati)
1999	- QB-Peyton Manning (9/26 at San Diego) RB-Edgerrin James (10/31 vs. Dallas) RB-Edgerrin James (11/21 at Philadelphia) K-Mike Vanderjagt (12/5 at Miami)
2000	- QB-Peyton Manning (9/25 vs. Jacksonville) K-Mike Vanderjagt (10/1 at Buffalo) RB-Edgerrin James (10/15 at Seattle) RB-Edgerrin James (12/11 vs. Buffalo) QB-Peyton Manning (12/24 vs. Minnesota)
2001	- QB-Peyton Manning (9/23 at Buffalo)
2002	- DE-Dwight Freeney (11/10 at Philadelphia) K-Mike Vanderjagt (11/24 at Denver) WR-Marvin Harrison (12/15 at Cleveland)
2003	- QB-Peyton Manning (9/28 at New Orleans) WR-Marvin Harrison (10/6 at Tampa Bay) DE-Dwight Freeney (11/2 at Miami) K-Mike Vanderjagt (12/7 at Tennessee) QB-Peyton Manning (12/14 vs. Atlanta)
2004	- RB-Edgerrin James (9/19 at Tennessee) QB-Peyton Manning (9/26 vs. Green Bay) QB-Peyton Manning (11/14 vs. Houston) RB-Edgerrin James (11/21 at Chicago) QB-Peyton Manning (11/25 at Detroit) QB-Peyton Manning (12/26 vs. San Diego)
2005	- LB-Gary Brackett (9/11 at Baltimore) P-Hunter Smith (9/18 vs. Jacksonville) DE-Robert Mathis (10/23 at Houston) QB-Peyton Manning (11/7 at New England)
2006	- K-Adam Vinatieri (9/10 at NY Giants) QB-Peyton Manning (9/17 vs. Houston) PR-Terrence Wilkins (9/24 vs. Jacksonville) QB-Peyton Manning (10/22 vs. Washington) K-Adam Vinatieri (10/29 at Denver) RB-Joseph Addai (11/26 vs. Philadelphia) DE-Dwight Freeney (12/18 vs. Cincinnati) QB-Peyton Manning (12/31 vs. Miami)

HISTORY



- 2007 - DB-Bob Sanders (9/16 at Tennessee)
DE-Dwight Freeney (10/22 at Jacksonville)
RB-Joseph Addai (10/28 at Carolina)
QB-Peyton Manning (12/2 vs. Jacksonville)
PR-T.J. Rushing (12/16 at Oakland)
ST-Darrell Reid (12/23 vs. Houston)
- 2008 - LB-Gary Brackett (10/5 at Houston)
QB-Peyton Manning (10/12 vs. Baltimore)
K-Adam Vinatieri (11/2 vs. New England)
QB-Peyton Manning (11/16 vs. Houston)
DE-Robert Mathis (11/30 at Cleveland)
QB-Peyton Manning (12/18 at Jacksonville)
- 2009 - TE-Dallas Clark (11/8 vs. Houston)
QB-Peyton Manning (11/15 vs. New England)
- 2010 - DE-Dwight Freeney (11/1 vs. Houston)
K-Adam Vinatieri (11/14 vs. Cincinnati)
QB-Peyton Manning (12/9 at Tennessee)
K-Adam Vinatieri (1/2 vs. Tennessee)
- 2011 - DE-Robert Mathis (12/22 vs. Houston)
- 2012 - WR-Reggie Wayne (10/7 vs. Green Bay)
QB-Andrew Luck (11/4 vs. Miami)
CB-Darius Butler (11/8 at Jacksonville)
WR/PR-T.Y. Hilton (11/25 vs. Buffalo)
CB-Cassius Vaughn (12/9 vs. Tennessee)
CB-Vontae Davis (12/30 vs. Houston)
- 2013 - QB-Andrew Luck (10/20 vs. Denver)
K-Adam Vinatieri (11/14 at Tennessee)
LB-Jerrell Freeman (12/22 at Kansas City)
K-Adam Vinatieri (12/29 vs. Jacksonville)
- 2014 - QB-Andrew Luck (9/21 at Jacksonville)
P-Pat McAfee (10/9 at Houston)
ILB-D'Qwell Jackson (11/30 vs. Washington)
OLB-Jonathan Newsome (12/28 at Tennessee)
- 2015 - P-Pat McAfee (9/27 at Tennessee)
S-Mike Adams (10/8 at Houston)
CB-Darius Butler (11/8 vs. Denver)
OLB-Robert Mathis (12/27 at Miami)
- 2016 - K-Adam Vinatieri (10/9 vs. Chicago)
RB-Jordan Todman (11/6 at Green Bay)
QB-Andrew Luck (12/5 at New York Jets)
OLB-Robert Mathis (1/1 vs. Jacksonville)
- 2017 - K-Adam Vinatieri (10/8 vs. San Francisco)
WR-T.Y. Hilton (11/5 at Houston)
- 2018 - LB-Shaquille Leonard (9/16 at Washington)
S-Mike Mitchell (10/21 vs. Buffalo)
K-Adam Vinatieri (10/28 at Oakland)
QB-Andrew Luck (11/18 vs. Tennessee)
DT/DE-Denico Auty (12/9 at Houston)
LB-Shaquille Leonard (12/30 at Tennessee)
- 2018 - LB-Shaquille Leonard (9/16 at Washington)
- 2019 - QB-Jacoby Brissett (10/20 vs. Houston)
DE-Justin Houston (10/6 at Kansas City)
K-Adam Vinatieri (10/27 vs. Denver)
RB-Nyheim Hines (12/22 vs. Carolina)
- 2020 - CB-Xavier Rhodes (9/27 vs. New York Jets)
LB-E.J. Speed (11/12 at Tennessee)
K-Rodrigo Blankenship (11/22 vs. Green Bay)
CB-Kenny Moore II (12/13 at Las Vegas)
DT-DeForest Buckner (12/20 vs. Houston)
LB-Shaquille Leonard (1/3/21 vs. Jacksonville)
- 2021 - P-Rigoberto Sanchez (10/3/21 at Miami)
P-Rigoberto Sanchez (10/24/21 at San Francisco)
LB-E.J. Speed (11/14/21 vs. Jacksonville)
RB-Jonathan Taylor (11/21/21 at Buffalo)
LB-Shaquille Leonard (12/18/21 vs. New England)
- 2022 - K-Chase McLaughlin (10/6/22 at Denver)
RB-Jonathan Taylor (11/13/22 at Las Vegas)

NFL OFFENSIVE PLAYER OF THE WEEK (PLAYOFFS)

- 2003 - QB-Peyton Manning (1/4/04 vs. Denver)
- 2004 - WR-Reggie Wayne (1/9/05 vs. Denver)

AFC PLAYERS OF THE MONTH

- 1988 - RB-Eric Dickerson (December)
- 1995 - QB-Jim Harbaugh (October)
- 1996 - K-Cary Blanchard (November)
- 1999 - WR-Marvin Harrison (September)
RB-Edgerrin James (November)
- 2000 - P-Hunter Smith (September)
RB-Edgerrin James (October)
- 2002 - WR-Marvin Harrison (November)
- 2003 - QB-Peyton Manning (September)
K-Mike Vanderjagt (October)
K-Mike Vanderjagt (November)
K-Mike Vanderjagt (December)
- 2004 - QB-Peyton Manning (November)
DE-Dwight Freeney (December/January)
- 2005 - DE-Dwight Freeney (September)
RB-Edgerrin James (October)
P-Hunter Smith (December/January)
- 2006 - QB-Peyton Manning (October)
WR-Marvin Harrison (December)
- 2008 - DE-Dwight Freeney (November)
- 2009 - QB-Peyton Manning (September)
DE-Robert Mathis (November)
- 2010 - DE-Robert Mathis (September)
- 2013 - LB-Robert Mathis (October)
LB-Robert Mathis (December)
- 2014 - P-Pat McAfee (September)
QB-Andrew Luck (November)
- 2015 - K-Adam Vinatieri (November)
- 2016 - K-Adam Vinatieri (October)
- 2018 - QB-Andrew Luck (November)
LB-Shaquille Leonard (December)
- 2020 - DT-DeForest Buckner (December)
- 2021 - RB-Jonathan Taylor (October)
RB-Jonathan Taylor (November)

NFL ROOKIE OF THE MONTH

- 1999 - RB-Edgerrin James (September)
RB-Edgerrin James (November)
- 2001 - RB-Dominic Rhodes (December)
- 2002 - DE-Dwight Freeney (November)
DE-Dwight Freeney (December)
- 2006 - RB-Joseph Addai (November)
- 2018 - LB-Shaquille Leonard (September)
G-Quenton Nelson (October)
- 2020 - RB-Jonathan Taylor (December)



Robert Mathis earned four AFC Player of the Month selections, tied with Peyton Manning for the most in team history.



ALUMNI

The following compilation of Colts alumni includes every player who has ever appeared in a Colts uniform during a regular season National Football League game since 1953. Asterisk (*) denotes players and coaches who were on Colts World Championship teams. The numbers following college listings are jersey numbers. The numbers at the end of the column are seasons played.

COACHES

Adams, Klayton – Boise State.....	2019-21	FitzGerald, Jeff – Oregon State.....	2012-15
Ahrens, Dave – Wisconsin.....	1991	Fitzsimmons, Devin – Bucknell.....	2011
Anderson, Roy – Howard.....	2012-15	Foerster, Chris – Colorado State.....	2002-03
Arians, Bruce – Virginia Tech.....	1998-00, 12	Fox, John – San Diego State.....	2022
Arnsparger, Bill – Miami (O).....	1964-69	Franklin, Bobby – Mississippi.....	1973
Baker, Brian – Maryland.....	2020-21	*Frazier, Leslie – Alcorn State.....	2005-06
*Ball, Herman-Davis – Elkins.....	1956-62	Frazier, Parks – Murray State.....	2018-22
Banks, Quadrian – Texas.....	2016	Furness, Steve – Rhode Island.....	1991
Batta, Tom – Kent State.....	1994-97	Gannon, Jonathan – Louisville.....	2018-20
Baughan, Maxie – Georgia Tech.....	1975-79	Geis, Wayne – Lock Haven.....	1996-97
Becker, John – Cal State Northridge.....	1985-88	Gibbs, Alex – Davidson.....	1992
Berbenich, Tim – Hamilton.....	2013-17	Gilbert, Joe – Hamilton College.....	2012-17
Bettcher, James – U of St. Francis.....	2012	Gillhamer, Mike – Humboldt St.....	2012-15
*Bielski, Dick – Maryland.....	1964-72, 77-81	Giufre, Frank – Syracuse.....	2012-17
Blache, Greg – Notre Dame.....	1994-98	Goodwin, Harold – Michigan.....	2012
Blackledge, Ron – Bowling Green.....	1992-96	Grantham, Todd – Va. Tech.....	1999-01
Borgonzi, Dave – Amherst.....	2018-21	Groh, Mike – Virginia.....	2020-21
Boutselis, George – North Carolina.....	1975-81	Hamilton, Pep – Howard.....	2013-15
Boyd, Bob – Oklahoma.....	1969-72, 81	Hastings, Joe – Washburn.....	2021-22
Boyer, Brant – Arizona.....	2012-15	Hawkins, Ralph – Maryland.....	1978
Boyles, Tyler – Shawnee State.....	2020-22	Herrmann, Jim – Michigan.....	2016-17
Bradley, Gus – North Dakota State.....	2022	Hill, George – Denison.....	1985-88
Brady, Marcus – Cal State Northridge.....	2018-22	Hostler, Jim – Indiana Univ. (Pa.).....	2015-17
Bratkowski, Zeke – Georgia.....	1982-84	*Howell, Richard – Davidson.....	2000-22
Bratton, Brian – Furman.....	2022	Hull, Lee – Holy Cross.....	2016
Bresnahan, Chuck – Navy.....	1996-97	*Huey, Gene – Wyoming.....	1992-10
*Bridgers, John – Auburn.....	1957-58	Hufnagel, John – Penn State.....	2001
Briner, Greg – Cal Western.....	1989	Hughes, Tom – Purdue.....	1955
Bruney, Fred – Ohio State.....	1993-96	Hunter, Hal – Pittsburgh.....	1982-84
Bullough, Hank – Michigan State.....	1970-72	Hunter, Hal – Northwestern.....	2013-14
Burnett, Leon – SW Kansas.....	1987-91	*Ildzik, John – Maryland.....	1970-72, 80-81
*Caldwell, Jim – Iowa.....	2002-11	Infante, Lindy – Florida.....	1995-97
Callahan, Ray – Kentucky.....	1973	Jackson, Milt – Tulsa.....	1989-91
Carson, Bud – North Carolina.....	1982	Johnson, Bobby – Miami (O).....	2018
Catavolos, George – Purdue.....	1984-93, 98-01	Johnson, Jerrod – Texas A&M.....	2020-21
*Christensen, Clyde – North Carolina.....	2002-15	Johnson, Jim – Missouri.....	1994-97
Chudzinski, Rob – Miami (Fla.).....	2014-17	Jones, Rusty – Springfield College.....	2018-22
Cooter, Jim Bob – Tennessee.....	2009-11	June, Cato – Michigan.....	2022
Coyer, Larry – Marshall.....	2009-10	Kennan, Larry – LaVerne.....	1989-90
Croom, Sylvester – Alabama.....	1991	Khayat, Ed – Tulane.....	1977-81
Cumiskey, Frank – Ohio State.....	1954-56	Khym, Sam – Michigan.....	2022
Cunningham, Gunther – Oregon.....	1982-84	Krein, Darren – Miami (Fla.).....	2016-17
Davis, Charles – UCLA.....	1996-97	Kuhlmann, Hank – Missouri.....	1994-97
DeGuglielmo, Dave – Boston.....	2018	Kush, Frank – Michigan State.....	1982-84
Doll, Don – USC.....	1974	Lal, Sanjay – Washington.....	2017
Douglas, Otis – William & Mary.....	1953	Landry, Noble – Denison.....	2021
Dowell, Whitey – Maryland.....	1975-78	Lauterbur, Frank – Mt. Union.....	1955-56, 74-77
Dowhower, Rod – San Diego State.....	1985-86	Lovat, Tom – Utah.....	1985-88
Drayton, Maurice – The Citadel.....	2016-17	Maalouf, Marwan – Baldwin Wallace.....	2012
*Dungy, Tony – Minnesota.....	2002-08	Mann, Richard – Arizona S.....	1982-84
Eberflus, Matt – Toledo.....	2018-21	Manning, Tom – Mount Union.....	2018
Emanuel, Gary – Plymouth State.....	2012-17	Manusky, Greg – Colgate.....	2012-15
*Ewanbank, Weeb – Miami (O).....	1954-62	Marandino, Roger – Kean University.....	2012-15
Fakes, Zane – Ball State.....	2019-22	Marchetti, Gino – USF.....	1963
Fangio, Vic – E. Stroudsburg St.....	1999-01	Marciano, Tony – Indiana Univ. (Pa.).....	1998-01

HISTORY



Marchbroda, Ted – St. Bona	1975-79, 92-95	Ross, Frank – John Carroll.....	2018-20
Marshall, John – Washington.....	1986-88	Rowe, James – South Florida	2021
Mathis, Robert – Alabama A&M	2017-18	Rowen, Keith – Stanford	1985-88
Matthews, Billie – Southern	1985-86	Rychleski, Ray – Millersville State Coll	2009-11
Mavae, Kevin – LSU	2021-22	*Rymkus, Lou – Notre Dame	1970
*McCafferty, Don – Ohio State	1959-72	Sandusky, John – Villanova	1959-72
McCormack, Mike – Kansas	1980-81	Saturday, Jeff – North Carolina	2022
McCulley, Pete – Louisiana Tech.....	1973-76	Scarnecchia, Dante – Cal Western.....	1989-90
McKenney, Doug – Springfield College.....	2018-22	Schnellenberger, Howard – Kentucky	1973-74
McMahon, Tom – Carroll College	2013-17	Schottenheimer, Brian – Florida	2016-17
*Meeks, Ron – Arkansas State	2002-08	Seely, Brad – South Dakota State.....	1989-93
*Metzelaars, Pete – Wabash	2004-11	Sefcik, George – Notre Dame	1973
Meyer, Ron – Purdue	1986-91	Shaw, Bob – Ohio State	1957-58
Michael, Jason – Western Kentucky	2019-20	Shula, Don – John Carroll	1963-69
Milanovich, Scott – Maryland	2021-22	Sidwell, Steve – Colorado	1985
Miller, Red – Western Illinois	1971-72	Singleton, Jemal – Air Force	2016-17
Milus, Ron – Washington	2022	Sirianni, Nick – Mount Union.....	2018-20
Mitchell, Mike – Ohio.....	2022	Smith, Jerry – Wisconsin	1974-76
Molesworth, Keith – Monmouth	1953	Smith, Richard – Fresno State	2022
Monachino, Ted – Missouri	2016-17	Spencer, Kevin – Springfield College.....	1998-01
Montgomery, Scottie – Duke	2021-22	Strausser, Chris – Chico State	2019-22
Mora, Jim – Occidental	1998-01	Symank, John – Florida	1979-81
*Moore, Tom – Iowa	1998-10	Szymanski, Dick – Notre Dame	1974
*Mudd, Howard – Hillsdale (Mich.) Col.....	1998-09	Taylor, Press – Marshall	2021
Muir, Bill – Susquehanna	1989-91	Teerlinck, Bill – Chadron State.....	2007-11
*Murphy, Mike – Huron	1998-11	*Teerlinck, John – Western Illinois	2002-11
Murphy, Russ – Davidson.....	1954	Terlecky, Shawn – Mercyhurst	2016-17
Mutscheller, Jim – Notre Dame.....	1963	Theder, Roger – W. Michigan	1982-84
Myers, Chip – NW Oklahoma	1985-88	Thomas, Joe – Ohio Northern	1954, 74
Nicolau, Nick – S. Connecticut.....	1992-94	Thomas, Pat – Texas A&M.....	1994-97
Noll, Chuck – Dayton	1966-68	Thomas, Ricky – Alabama	2002-11
Norvell, Jay – Iowa	1998-01	Tillman, Rusty – Northern Arizona	1998
Ollie, Nate – Ball State	2022	Tobin, Vince – Missouri.....	1994-95
Overstreet II, David – Missouri	2018-21	*Torine, Jon – Springfield College.....	1998-11
Pagano, Chuck – Wyoming	2012-17	Turner, Ron – Pacific	2010-11
Pagano, John – Mesa State.....	1998-01	Twyner, Gunnard – Western Illinois	2018-19
Painter, Dwain – Rutgers	1992-93	Valesente, Bob – Ithaca	1982-83
Patullo, Kevin – South Florida	2018-20	Ventrone, Bubba – Villanova	2018-22
Peay, Francis – Missouri	1992-93	Venturi, Rick – Northwestern	1982-93
Pellington, Bill – Rutgers	1963	Vitt, Joe – Towson State	1979-81
Perry, Rod – Colorado	2007-11	Voris, Dick – San Jose State.....	1973
Phair, Mike – Arizona State.....	2018-19	Walker, David – Syracuse	2011-14
Philbin, Joe – Washington & Jefferson	2016-17	Wasyluk, Nick – Ohio State	1953
Podell, Ryan – Ball State	2017-19	Wayne, Reggie – Miami (FL)	2022
Popovich, Jeff – Miami	2017	Weber, Chuck – West Chester State.....	1980-81
Powers, Clyde – Oklahoma.....	1980	Westhoff, Mike – Wichita State	1982-84
Prince, Ron – Appalachian State.....	2010-11	White, Brad – Wake Forest	2012-17
*Purnell, Russ – Whittier College	2002-08	Wietecha, Ray – Northwestern	1980-81
Raich, Matt – Westminster College.....	2020-22	*Williams, Alan – William & Mary.....	2002-11, 18-21
Rathman, Tom – Nebraska	2018-20	Williams, Charlie – Colorado St.....	2012-15
Reich, Frank – Maryland.....	2008-11, 18-22	Williams, Greg – North Carolina	2016-17
Richards, Ray – Nebraska	1953	*Winner, Charlie – Washington	1954-65
*Reynolds, Diron – Wake Forest	2002-06	Woods, Carlos – Delaware State	2007-08
Roberts, Alfredo – Miami (FL)	2012-15	Young, George – Bucknell	1970, 73
Robertson, Jay – Northwestern	1992-93, 97	Zupancic, Tom – Indiana Central.....	1984-98
Robinson, Jimmy – Georgia Tech.....	1994-97	Zwahlen, Ernie – Oregon St.....	1979



PLAYERS

Abramowitz, Sid (T) Tulsa.....	69/74.....	83-87	Baker Jr., Darrell (CB).....	39.....	22
Achica, George (NT) USC.....	62.....	85	Baker, Jason (P) Iowa.....	9.....	04
Adams, Kris (WR) UTEP.....	81.....	12	Baker, Ron (G) Oklahoma St.....	60.....	78-79
Adams, Matthew (LB) Houston.....	49.....	18-21	Baker, Shannon (WR) Florida St.....	84.....	93-94
Adams, Mike (S) Delaware.....	29.....	14-16	Baldinger, Brian (T) Duke.....	62.....	88-91
Addae, Jahleel (S) Central Michigan.....	41.....	21	Baldinger, Gary (DL) Wake Forest.....	94.....	90
*Addai, Joseph (RB) LSU.....	29.....	06-11	Baldischwiler, Karl (T) Oklahoma.....	72.....	83, 85-86
Addison, Mario (DE) Troy.....	97.....	11-12	Baldwin, Bob (B) Clemson.....	34.....	86-87
Adongo, Daniel (OLB) Pretoria (South Africa).....	56.....	13, 15	Baldwin, Ervin (DE) Michigan St.....	94.....	09
Afalava, Al (DB) Oregon State.....	23.....	10	Ball, Lance (RB) Maryland.....	27.....	08
Agase, Alex (G) Illinois.....	62.....	53	Ball, Michael (DB) Southern.....	31.....	88-93
Agee, Mel (DE) Illinois.....	90.....	91-92	*Ball, Sam (T) Kentucky.....	73.....	66-70
Ahrens, Dave (LB) Wisconsin.....	57.....	85-87	Ballage, Pat (S) Notre Dame.....	26/40.....	86-87
Aiken, Kamar (WR) Central Florida.....	17.....	17	Ballard, Quinton (NT) Elon.....	97.....	83
Al-Jabbar, Abdul-Karim (RB) UCLA.....	33.....	00	Ballard, Vick (RB) Mississippi St.....	33.....	12-13
Albets, Trev (LB) Nebraska.....	51.....	94-96	Banes, Joey (OL) Houston.....	65.....	90
Alie-Cox, Mo (TE) Virginia Commonwealth.....	81.....	18-22	Banks, Chip (LB) USC.....	51.....	89-92
Allegre, Raul (K) Texas.....	2.....	83-85	Banks, Chuck (RB) WV Tech.....	37.....	87
Allen, Brian (RB) Stanford.....	43.....	02-03	Banks, Roy (WR) E. Illinois.....	86.....	87-88
Allen, Dwayne (TE) Clemson.....	83.....	12-16	Banogu, Ben (DE) TCU.....	52.....	19-22
Allen, Gerald (B) Omaha.....	44.....	66	Banta, Bradford (TE) USC.....	83.....	94-99
Alexander, Elijah (LB) Kansas St.....	50.....	96-98	Barber, Kantro (RB) West Virginia.....	46.....	98
Alexander, Rufus (LB) Oklahoma.....	59.....	08	Barber, Michael (LB) Clemson.....	53.....	98-99
Allen, Ryan (P) Louisiana Tech.....	6.....	20	Barnes, Ernie (NT) Miss. St.....	95.....	83
Alley, Don (F) Adams St.....	29.....	67	Barnes, Lionel (DE) La.-Monroe.....	93.....	00-01
Alston, Mack (TE) UMES.....	83.....	77-80	Barnes, Mike (DT) Miami (Fla.).....	63.....	73-81
Alston, O'Brien (LB) Maryland.....	97.....	88-89	Barwegan, Dick (G) Purdue.....	61.....	53-54
Ambrose, Ashley (DB) Ms. Val. St.....	33.....	92-95	Basham, Tarell (OLB) Ohio.....	58.....	17-18
*Ameche, Alan (B) Wisconsin.....	35.....	55-60	Bashir, Idrees (DB) Memphis.....	28.....	01-04
Amman Richard (DE) Florida St.....	73.....	72-73	Baskett, Hank (WR) New Mexico.....	81.....	09
Anderson, Colt (S) Montana.....	32.....	14-15	Bates, Trevor (OLB) Maine.....	50.....	16
Anderson, Don (DB) Purdue.....	36.....	85	Baylor, John (DB) Sou. Miss.....	36.....	89-93
Anderson, Henry (DT) Stanford.....	96.....	15-17	Baylor, Tim (DB) Morgan State.....	47.....	76-78
Anderson, Jamaal (DE) Arkansas.....	90.....	11	Beach, Pat (TE) Wash. St.....	81.....	82-83, 85-91
Anderson, Kim (DB) Arizona St.....	26.....	80-84	Bell, Joique (RB) Wayne State.....	35.....	10
Anderson, Larry (DB) La. Tech.....	30.....	82-84	Bell, Kerwin (QB) Florida.....	12.....	96-97
Anderson, Willie (WR) UCLA.....	84.....	95	Bell, Mark (DE) Colorado St.....	48/90.....	83-84
Andrews, John (TE) Indiana.....	36/88.....	73-74	Bellini, Mark (WR) BYU.....	87.....	87-88
Andrews, Josh (C) Oregon State.....	63.....	18-19	Belsler, Jason (DB) Oklahoma.....	29.....	92-00
Andrus, Shane (K) Murray State.....	8.....	09	Benhart, Eugene (QB) W. Illinois.....	18.....	90
Angerer, Pat (LB) Iowa.....	51.....	10-13	Benjamin, Bill (LB) San Jose St.....	54.....	87
Arbuckle, Charles (TE) UCLA.....	81.....	92-95	Bennett, Cornelius (LB) Alabama.....	97.....	99-00
Archer, Brandon (LB) Kansas St.....	53.....	07	Bennett, Tony (LB) Mississippi.....	56.....	94-97
Armour, Phillip (C) N. Texas State.....	54.....	00	Benson, Mitchell (DL) TCU.....	95.....	89-90
Armstrong, Harvey (NT) SMU.....	79.....	86-90	Bentley, Albert (RB) Miami (Fla.).....	20.....	85-91
Aromashodu, Devin (WR) Auburn.....	80.....	07	Bentley, Kevin (LB) Northwestern.....	57.....	11
Asante, Larry (DB) Nebraska.....	25.....	13	Berra, Tim (WR) Massachusetts.....	84.....	74
Atkinson, Jessy (K) Maryland.....	14.....	88	Berry, Bertrand (LB) Notre Dame.....	57.....	97-99
Austin, Billy (DB) New Mexico.....	47.....	98-00	*Berry, Raymond (E) SMU.....	82.....	55-67
Austin, Ocie (DB) Utah St.....	37.....	68-69	Bertuca, Tony (LB) Cal-St. Chico.....	51.....	74
Austin, Thomas (C) Clemson.....	65.....	13	*Bethae, Antoine (DB) Howard.....	41.....	06-13
Autry, Denico (DT) Mississippi State.....	96.....	18-20	Beutler, Tom (LB) Toledo.....	53.....	71
Auzenne, Troy (T) California.....	75.....	96	Biasucci, Dean (K) W. Carolina.....	4/5.....	84, 86-94
Averno, Sisto (G) Muhlenberg.....	60.....	53-54	Bickett, Duane (LB) USC.....	50.....	85-93
Avery, Donnie (WR) Houston.....	11.....	12	Bielski, Dick (E) Maryland.....	31.....	62-63
Ayers, Akeem (OLB) UCLA.....	56.....	16	Bighead, Jack (E) Pepperdine.....	80.....	54
Bacon, Waine (DB) Alabama.....	26.....	04	Bird, Cory (DB) Va. Tech.....	41.....	01-04
Badgley, Michael (K) Miami.....	6.....	21	Blackman, Jon (OL) Purdue.....	71.....	98
Blackley, Aaron (WR) Louisville.....	80.....	94-98	Blackmon, Julian (S) Utah.....	32.....	20-22
Bailey, Don (C) Miami.....	61.....	84-85	Blackmon, Robert (DB) Baylor.....	25.....	97-98
Bailey, Elmer (WR) Minnesota.....	87.....	82	Blackwood, Lyle (S) TSU.....	44.....	77-80
Bailey, Jim (DT) Kansas.....	65/79.....	70-74	Blados, Brian (OL) N. Carolina.....	63.....	91

HISTORY



Blanchard, Cary (K) Oklahoma St.....	14	95-97	Bullitt, Melvin (DB) Texas A&M.....	33	07-11
Blandin, Ernie (T) Tulane.....	41	53	Bulluck, Brian (LB) NC State.....	57	87
Blankenship, Rodrigo (K) Georgia.....	3	20-22	Burke, Randy (WR) Kentucky.....	84	78-81
Bleick, Tom (B) Georgia Tech.....	25	66	Burkett, Jack (LB) Auburn.....	55	61-66
Blevins, Tony (DB) Kansas.....	26	99-00	Burleson, Jason (TE) Texas.....	49	82-84
Blue, Forrest (C) Auburn.....	50	75-78	Burns, Vincent (DT) Kentucky.....	72	05
Blythe, Austin (C) Iowa.....	63	16	Burris, Jeff (DB) Notre Dame.....	20	98-01
Boddy-Calhoun, Brien (CB) Minnesota.....	28	19	Burroughs, James (CB) Mich. St.....	45	82-84
Boehm, Evan (C/G) Missouri.....	67	18	Burroughs, Sammie (LB) Port. St.....	53	96-97
Boggs, Mark (T) Ball State.....	60	87	Burton, Trey (TE) Florida.....	80	20
*Boiman, Rocky (LB) Notre Dame.....	50	06-07	Burwell, Tyreek (T) Cincinnati.....	65	17
Bond, Deyshawn (C) Cincinnati.....	69	17	Butcher, Paul (LB) Wayne St.....	53	93-94
Bonham, Shane (DT) Tennessee.....	72	99	Butler, Darius (CB) Connecticut.....	20	12-17
Bostic, Jon (ILB) Florida.....	57	17	Butler, Ray (WR) USC.....	80	80-85
Bouza, Matt (WR) California.....	85/87	82-89	Butler, Victor (LB) Oregon State.....	55	14
Boyd, Bob (DB) Oklahoma.....	40	60-68	Cable, Tom (OG) Idaho.....	63	87
Boyer, Mark (TE) USC.....	84	85-89	Cain, Deon (WR) Clemson.....	11	19
*Braase, Ordell (DE) S. Dakota.....	81	57-68	Caldwell, David (DB) William & Mary.....	30	11
Bracelin, Greg (LB) California.....	52	82-84	*Call, Jack (B) Colgate.....	25	57-58
*Brackett, Gary (LB) Rutgers.....	58	03-11	Call, Kevin (OT) Colorado St.....	71/72	84-93
Bradshaw, Ahmad (RB) Marshall.....	44	13-15	Campanella, Joe (T) Ohio St.....	73	53-57
Brady, Jeff (LB) Kentucky.....	51	99	Campbell, Ibraheim (S) Northwestern.....	33/36	20-21
Brady, Kerry (K) Hawaii.....	9	88	Campbell, John (LB) Minnesota.....	55	69
Bragg, Mike (P) Richmond.....	4	80	Campbell, Parris (WR) Ohio State.....	15/1	19-22
Brandes, John (TE) Cameron.....	88	87-89	Cannida, James (DT) Nevada-Reno.....	97	02
Brandon, Michael (DE) Florida.....	99	93	Cannon, Mark (C) Texas-Arlington.....	58	91
Bratzke, Chad (DE) E. Kentucky.....	92	99-03	Carter, Delone (RB) Syracuse.....	34	11-12
Bray, Quan (WR) Auburn.....	11	15-17	Capers, Wayne (WR) Kansas.....	87	85-86
Brayton, Tyler (DE) Colorado.....	96	11	Caron, Roger (T) Harvard.....	67/74	85-86
Brazil, Larry (DB) USC.....	47	79-81	Carr, Roger (WR) Louisiana Tech.....	81	74-81
Brazil, LaVon (WR) Ohio.....	15	12-13	Carrie, T.J. (CB) Ohio.....	38	20-21
Brent, K.J. (WR) Wake Forest.....	15	17	Carter, Chris (LB) Fresno State.....	53/43	14,16
Brethauer, Monte (E) Oregon.....	80/86/88	53-55	Carter, Tony (CB) Florida State.....	25	15
Brewer, Dewell (RB) Oklahoma.....	26	94	Carthens, Milt (T) Michigan.....	68	87
Brien, Doug (K) California.....	10	01	Carthon, Maurice (RB) Ark. St.....	44	92
Brissett, Jacoby (QB) N.C. State.....	7	17-20	*Carthon, Ran (RB) Florida.....	35	04-06
*Brock, Raheem (DE) Temple.....	79	02-09	Carver, Melvin (RB) UNLV.....	30	87
Bronson, Ben (WR) Baylor.....	18	95	Cash, Kerry (TE) Texas.....	88	91-94
Brooks, Bill (WR) Boston U.....	80	86-92	Castonzo, Anthony (T) Boston College.....	74	11-20
Brooks, Chris (WR) Nebraska.....	83	10-11	Chandler, Chris (QB) Washington.....	17	88-89
Brooks, Rodgers (DB) UAB.....	26	01-02	Chapman, Josh (DL) Alabama.....	96	12-14
Brotzki, Bob (T) Syracuse.....	74	86-88	*Chapman, Kory (RB) Jacksonville St.....	31	05-06
Broughton, Willie (NT) Miami.....	68	85-86	Charleston, Jeff (DE) Idaho State.....	60	07
Brown, Andre (RB) N. Carolina St.....	35	10	Chatman, Ricky (LB) LSU.....	52	87
Brown, Barry (E) Florida.....	36	66-67	Cheatham, Ernie (T) Loyola LA.....	66	54
Brown, Cornelius (DB) Texas-El Paso.....	39	10	Cherilus, Gosder (T) Boston College.....	78	13-14
Brown, Donald (RB) Connecticut.....	31	09-13	Cherry, Stan (LB) Morgan State.....	59	73
Brown, Ed (QB) USF.....	14	65	Chesley, Anthony (CB) Coastal Carolina.....	47	21
Brown, Gordon (RB) Tulsa.....	42	87	Chester, Larry (DL) Temple.....	64	98-00
Brown, Jalil (DB) Colorado.....	21/31	13-15	Chester, Raymond (TE) Morgan St.....	87	73-77
Brown, Jerry (OLB) Illinois.....	57	12	Cheyunski, Jim (LB) Syracuse.....	59	75-76
*Brown, Ray (DB) Mississippi.....	17	58-60	Choice, Tashard (RB) Georgia Tech.....	43	13
Brown, Sergio (S) Notre Dame.....	38	12-14	Chorak, Jason (LB) Washington.....	93	98
Brown, Stevie (DB) Michigan.....	28	11	Chorovich, Dick (T) Miami (O).....	78	55-56
Brown, Timmy (RB) Ball State.....	2	68	Chung, Eugene (OL) Va. Tech.....	66	97
Brown, Tony (CB) Alabama.....	38	22	Clancy, Sam (DL) Pittsburgh.....	76	89-93
Brown, Travis (QB) N. Arizona.....	5	04	*Clark, Dallas (TE/FB) Iowa.....	44	03-11
Bryan, Walter (B) Texas Tech.....	21	55	Clark, Ken (RB) Nebraska.....	32	90-92
Bryant, Matt (K) Baylor.....	1	04	Clark, Le'Raven (G/T) Texas Tech.....	62	16-18, 20
Bryant, Steve (WR) Purdue.....	80	87	Clark, Rico (DB) Louisville.....	27	97-98
Buchanan, Ray (DB) Louisville.....	34	93-96	Clarks, Conrad (DB) NE Louisiana.....	35	95
Buckner, DeForest (DT) Oregon.....	99	20-22	Clemens, Bob (B) Pittsburgh.....	48	62
*Bulaich, Norm (RB) TCU.....	36	70-72	Ciine, Kameron (DE) South Dakota.....	92	20-22

HISTORY



Clinkscale, Dextor (S) S.C. State	47	86	Davis, Akeem (S) Memphis	35	15
Clancy, Sam (DL) Pittsburgh	76	89-93	Davis, Buster (LB) Florida St.	52	08
Cloherly, Colin (TE) Brown	46	09	Davis, Carl (DT) Iowa	76	19
Cofer, Mike (K) N.C. State	3	95	Davis, Carey (RB) Illinois	44	04
Coffman, Chase (TE) Missouri	85	16	Davis, Khalil (DT) Nebraska	74	21
Cogdill, Gail (E) Washington St.	80	68	Davis, Lee (DB) Mississippi	28	87
Cole, Terry (RB) Indiana	34	68-69	*Davis, Milt (DB) UCLA	20	57-60
Cole, Trent (LB) Cincinnati	58	15-16	Davis, Norman (G) Grambling	63	67
Coleman, Leonard (DB) Vanderbilt	31/47	85-87	Davis, Preston (CB) Baylor	27	84-86
Coley, James (TE) Clemson	87	91	Davis, Sean (S) Maryland	29	21
Coley, Trevon (DT) Florida Atlantic ..	91	19	Davis, Ted (LB) Georgia Tech	35	64-66
Collett, Elmer (G) SF State	66	73-77	Davis, Travis (NT) Michigan St.	95	91
Collie, Austin (WR) BYU	17	09-12	Davis, Vontae (CB) Illinois	23	12-17
*Collins, Jerome (TE) Notre Dame	47	06	Davis, Wendell (WR) LSU	10	95
Collins, Kerry (QB) Penn State	5	11	Dawkins, Sean (WR) California	87	93-97
Colquitt, Craig (P) Tennessee	5	87	Dawson, Clifton (RB) Harvard	30	07-08
Colter, Larry (B) Notre Dame	87	54-56	Dawson, Keyunta (DL) Tex. Tech	96	07-10
Colvin, Jim (T) Houston	67/75	60-63	Dawson, Lake (WR) Notre Dame	87	99
Condren, Brannon (DB) Troy	42	07	Dawson, JaJuan (WR) Tulane	11	03
Conjar, Larry (B) Notre Dame	48	69-70	Day, Sheldon (DT) Notre Dame	91	20
Conley, Steven (LB) Arkansas	59	98	*DeCarlo, Art (E) Georgia	21/23	57-60
Conlin, Chris (OL) Penn State	66	90-91	Dee, Donnie (TE) Tulsa	48	88-89
Conner, Kavell (LB) Clemson	53	10-13	Delaney, Jeff (S) Pittsburgh	34	82-83
Cook, Fred (DE) So. Mississippi	72	74-80	DeBello, Jack (B) Miami (Fla.)	12	53
*Cooke, Ed (E) Maryland	85	59	DeMulling, Rick (G) Idaho	64	01-04
Cooks, Johnie (LB) Miss. St.	88	82-88	Denbow, Trevor (S) Southern Methodist ..	43	22
Cortez, Jose (K) Oregon State	6	05	Denson, Autry (RB) Notre Dame	20	02
Coryatt, Quentin (LB) Texas A&M	55	92-97	Dent, Richard (DE) Tenn. State	96	96
Cosby, Quan (WR) Texas	12	11	DeRoo, Brian (WR) Redlands U.	87	79-81
Cota, Chad (DB) Oregon	37	99-01	Desir, Pierre (CB) Lindenwood	35	17-19
Coutee, Keke (WR) Texas Tech	15	21-22	DeVan, Kyle (G) Oregon State	66	09-10
Coutre, Larry (B) Notre Dame	24	53	Dickel, Dan (LB) Iowa	55	74-77
Covington, John (DB) Notre Dame	39	94	Dickerson, Eric (RB) SMU	29	87-91
Cowart, Byron (DT) Maryland	96	22	Dickey, Curtis (RB) Tex. A&M	27/33	80-85
Cox, Aaron (WR) Arizona State	80	93	Diehl, John (T) Virginia	78	61-64
Cradock, Nate (RB) Parsons	32	63	*Diem, Ryan (OT) N. Illinois	71	01-11
Cribbs, Joe (RB) Auburn	30	88	Diles, Zac (LB) Kansas State	54	11
Cribbs, Josh (RS) Kent State	16	14	Dilger, Ken (TE) Illinois	85	95-01
Criswell, Jeff (G) Graceland	62	87	Dilts, Bucky (P) Georgia	10	79
Crockett, Zack (RB) Florida State	32	95-98	Dixon, Antonio (DT) Miami (Fla.)	97	12
Cromartie, Antonio (CB) Florida State ..	31	16	Dixon, Randy (G) Pittsburgh	69	87-95
Crosby, Cleveland (DE) Arizona	73	82	Dixon, Titus (WR) Troy State	87	89
Crosby, Cliff (DB) Maryland	31	01-03	Dixon, Zachary (RB) Temple	31	80-82
Cross, Nick (S) Maryland	20	22	Doering, Chris (WR) Florida	15	96-97
Crouch, Terry (G) Oklahoma	75	82	Doering, Jason (DB) Wisconsin	34	01-03
Culver, Rodney (RB) Notre Dame	35	92-93	Domann, JoJo (LB) Nebraska	57	22
Cunningham, Justice (TE) South Carolina ..	86	13	Domres, Marty (QB) Columbia	14	72-75
Cunningham, Pat (OL) Texas A&M	72	90	Donaldson, Ray (C) Georgia	53	80-92
Cuozzo, Gary (QB) Virginia	15	63-66	*Donovan, Art (DT) Boston Col.	70	53-61
*Curry, Bill (C) Georgia Tech	50	67-72	Dorsett, Phillip (WR) Miami (Fla.)	15	15-16
Curry, Craig (DB) Texas	45	87	*Dorsey, DeDe (RB) Lindenwood	30	06
Curry, Shane (DL) Miami	91	91	*Doss, Mike (DB) Ohio State	20	03-06
*Curtis, Mike (LB) Duke	32	65-75	Doughty, Glenn (WR) Michigan	35	72-79
*Curtis, Tom (DB) Michigan	25	70-71	Doyle, Jack (TE) Western Kentucky	84	13-21
Daniel, Eugene (CB) LSU	38	84-96	Drougas, Tom (T) Oregon	74	72-73
Daniel, Kenny (S) San Jose St.	16	23	Dulin, Ashton (WR) Malone	16	19-22
Daniels, Darrell (TE) Washington	47	17	*Duncan, James (DB) Md. St.	35	69-71
Darby, Byron (NT) USC	72	87-88	Dunlap, Len (DB) N. Tex. St.	46	71
Davenport, Joe Dean (TE) Arkansas	49/80	01-03	Dunn, Perry Lee (RB) Mississippi	31	69
Davenport, Julien (T) Bucknell	73	21	*Dupre, L.G. (RB) Baylor	45	55-59
Davenport, Najeh (RB) Miami (Fla.)	49	08	Durham, Steve (DE) Clemson	72	82
*David, Jason (DB) Wash. St.	42	04-06	Dutton, John (DE) Nebraska	9	74-78
Davidson, Cotton (QB) Baylor	18/19/2	54, 57	Eason, Jacob (QB) Washington	9	21

HISTORY



Ebron, Eric (TE) North Carolina	85	18-19	Francisco, Aaron (DB) BYU	43	09-10
Echols, Mike (DB) Wisconsin	31	04	Franklin, Aubrayo (DL) Tennessee	97	13
Ecklund, Brad (C) Oregon	50	53	Franklin, Cleveland (RB) Baylor	28	80-82
Edds, A. J. (LB) Iowa	52	11	Franklin, Willie (WR) Oklahoma	30	72
Edmunds, Randy (LB) Ga. Tech	52	72	Franklin, Zaire (LB) Syracuse	44	18-22
Edwards, Dan (E) Georgia	82	53-54	Frazier, Derrick (DB) Texas A&M	31	96
Edwards, Lavar (OLB) LSU	95	16	Freeman, Jerrell (ILB) M.H.Baylor	50	12-15
Eggers, Dough (LB) S. Dakota St	67	54-57	Freeman, Josh (QB) Kansas State	5	15
Ehlinger, Sam (QB) Texas	4	21-22	*Freaney, Dwight (DE) Syracuse	93	02-12
Ehrmann, Joe (DT) Syracuse	76	73-80	Freitas, Makoa (T) Arizona	76	03-04
Eisenhoth, Stan (OL) Towson St	67	89	French, Wesley (C) Western Michigan	62	22
Ekers, Andy (T) Missouri	79	84	Fries, Will (G/T) Penn State	75	21-22
Eldrenkamp, Jake (G) Washington	60	20	Fultz, Mike (DT) Nebraska	72/92	81
Eldridge, Brody (TE) Oklahoma	81	10-11	Funchess, Devin (WR) Michigan	17	19
Elias, Keith (RB) Princeton	23	98-99	Funk, Jake (RB) Maryland	37	22
Elko, Bill (NT) LSU	96	87	Gagliano, Bob (QB) Utah State	11	88
Embree, Mel (E) Pepperdine	85	53	Gambol, Chris (T) Iowa	74	88
Emtman, Steve (DT) Wash.	79/90	92-94	Ganas, Rusty (DT) S. Carolina	73	71
Enke, Fred (QB) Arizona	17	53-54	*Gandy, Dylan (G) Texas Tech	57	05-07
Erickson, Craig (QB) Miami (Fla.)	7	95	Garcon, Pierre (WR) Mt. Union	85	08-11
Essex, Trai (G) Northwestern	66	12	*Gardin, Ron (DB) Arizona	30	70-71
Etheredge, Carlos (TE) Miami	81	94	Gardner, Ellis (OL) Georgia Tech	65	84
Evans, Darren (RB) Virginia Tech	32	11	*Gardner, Gilbert (LB) Purdue	51	04-06
Fabiano, Anthony (C) Harvard	61	17	Gardocki, Chris (P) Clemson	17	95-98
Facyson, Brandon (CB) Virginia Tech	31	22	Garrett, Mike (P) Georgia	9	81
Farley, Matthias (S) Notre Dame	41	16-18	Garry, Ben (RB) So. Mississippi	29	79-80
Faulk, Marshall (RB) San Diego St	28	94-98	Gaubatz, Dennis (LB) LSU	53	65-69
Faulkner, Jeff (DL) Southern	94	90	Geathers, Clayton (S) Central Florida	42/26	15-19
Favors, Greg (LB) Miss. State	91	02	Geathers, Clifton (DE) S. Carolina	66	12
Fayson, Jarred (WR) Illinois	16	11	George, Ed (T) Wake Forest	73	75
Feagin, Wiley (G) Houston	61	61-62	George, Jeff (QB) Illinois	11	90-93
Feamster, Tom (T) Florida St.	79	56	George, Jeremiah (LB)	59	17
Feasel, Grant (C) Abilene Christian	50	83-84	Giannetti, Frank (DL) Penn State	65	91
*Federkeil, Dan (OT) Calgary	76	06-09	Gibson, David (DE) USC	26	02
Federspiel, Joe (LB) Kentucky	50	81	Giguere, Sam (WR) Sherbrooke	14	09
Felton, Jerome (FB) Furman	42	11	Gilbert, Ben (G) Ohio State	69	00-01
Felts, Bob (B) Florida A&M	47	65	Gilburg, Tom (T) Syracuse	73	61-65
Ferguson, Joe (QB) Arkansas	12	90	Gill, John (DT) Northwestern	69	09
Ferguson, Josh (RB) Illinois	34/39	16-17	Gill, Owen (RB) Iowa	44	85-86
Fernandes, Ron (DE) E. Michigan	73	76-79	Gilmore, Stephon (CB) South Carolina	5	22
Ferneae, Ethan (WR) UCLA	84	22	Ginn, Hubert (RB) Florida A&M	27/39	73
Fields, Greg (DE) Grambling	79	79-80	*Giordano, Matt (DB) California	43	05-08
Fields, Jitter (DB) Texas	29	87	Glasgow, Jordan (LB) Michigan	59	20-21
Figaro, Cedric (LB) Notre Dame	58	91	Glasgow, Nesby (DB) Washington	25	79-87
Finn, Jim (RB) Penn	36	00-02	Glenn, Cody (LB) Nebraska	52	09-10
Finnin, Tom (DT) Detroit	77	53-56	*Glenn, Tarik (OT) California	78	97-06
Fisher, Eric (T) Central Michigan	79	21	Glick, Gary (B) Colo. A&M	47	61
Fleener, Coby (TE) Stanford	80	12-15	Glover-Wright, Tay (CB) Utah State	39	15
*Fletcher, Bryan (TE) UCLA	81	05-07	Glowinski, Mark (G) West Virginia	64	17-21
Flowers, Bernie (E) Purdue	81	56	*Goddard, Johnathan (LB) Marshall	55/96	05-06
Flowers, Dallis (CB) Pittsburg State	33	22	Golsteyn, Jerry (QB) N. Illinois	12/15	79
Flowers, Dick (B) Northwestern	18	53	Gonzalez, Anthony (WR) Ohio St.	11	07-11
Floyd, Anthony (DB) Louisville	39	03-04	Gonzalez, Joaquin (OL) Miami (Fla.)	74	05
Fokou, Moise (ILB) Maryland	58	12	Good, Denzelle (T) Mars Hill	71	15-18
Foles, Nick (QB) Arizona	9	22	Goode, Chris (DB) Alabama	37	87-93
Foley, Tim (T) Notre Dame	78	81	Goode, Najee (LB) West Virginia	52	18
Fontenot, Al (DE) Baylor	99	97-98	*Goode, Tom (C) Mississippi St	54	70
Footo, Chris (C) USC	66	80-81	Gordon, Lennox (RB) N. Mexico	30	00
Footman, Dan (DE) Florida St.	98	97-98	Gordy, Josh (CB) Central Michigan	27	12-14
Forsett, Justin (RB) California	30	08	Gore, Frank (RB) Miami (Fla.)	23	15-17
Foster, Brandon (DB) Texas	39	08	Grace, Jermaine (ILB) Miami (Fla.)	56	17
Foster, Eric (DT) Rutgers	68	08-11	Graham, Nick (DB) Tulsa	42	08
Fountain, Daurice (WR) Northern Iowa	10	18, 20	*Gramatica, Martin (K) Kansas St.	10	04,06

HISTORY



Granson, Kylene (TE) SMU	83	21-22	Hart, Mike (RB) Michigan	32	08-10
Grant, Alan (DB) Stanford	26	90-91	*Hartsock, Ben (TE) Ohio State	80	04-06
*Grant, Bob (LB) Wake Forest	51	68-70	Harvey, Mario (ILB) Marshall	54	12-14
Grant, Ryan (WR) Tulane	11	18	Hasselbeck, Matt (QB) Boston College	8	13-15
Grant, Stephen (LB) W. Virginia	59	92-97	Hatchett, Derrick (CB) Texas	42	80-83
Graves, Marsharne (T) Arizona	61	87	Hathaway, Steve (LB) W.Virginia	58	84
Gray, Carlton (DB) UCLA	26	97	Hauck, Tim (DB) Montana	45	98
Gray, Cecil (DL) North Carolina	75	93-94	Havili, Stanley (RB) USC	39	13
Gray, Derwin (DB) BYU	30	93-97	*Havrilak, Sam (B) Bucknell	17	69-73
Green, Anthony (DT) N. Carolina St.	91	81	*Hawkins, Alex (B) S. Carolina	25	59-65, 67-68
Green, Chaz (T) Florida	75	20	Hawthorne, Greg (TE) Baylor	83	87
Green, E.G. (WR) Florida State	84	98-00	*Hayden, Kelvin (DB) Illinois	26	05-10
Green, Farrod (TE) Mississippi State	41	20	Haymond, Alvin (DB) Southern U	30	64-67
Green, Marshay (CB) Mississippi	30	12	Hazel, Matt (WR) Coastal Carolina	14	17
Green, T.J. (S) Clemson	32	16-17	Heard, Kellen (DT) Memphis	65	12
Greene, Scott (RB) Mich. St.	43	98-99	Heffern, Shawn (OL) Notre Dame	79	87
Gregory, Ken (E) Whittier	88	61	Heimkreiter, Steve (LB) Notre Dame	58	80-80
Griffin, Wade (T) Mississippi	69	77-81	Hemphill, Darryl (FS) W. Texas St.	27	82
Griggs, Perry (KR) Troy State	28	77	*Hendricks, Ted (LB) Miami (Fla.)	83	69-73
Grimm, Dan (G) Colorado	67	69	Henry, Bernard (WR) Arizona St.	88	82-85
Grimsley, Ed (LB) Akron	56	87	Henry, Steve (DB) Emporia State	44	81
Grisson, Geneo (DE) Oklahoma	75	18	Hepburn, Lonnie (CB) Texas So	43	71-72
Gray, Cliff (RB) Texas A&M	27/33	95-97	Herrmann, John (B) UCLA	20	56
Gronkowski, Chris (FB) Arizona	49	11	Herosian, Brian (S) Connecticut	29	73
Gross, Lee (C) Auburn	52	79	Herremans, Todd (G) Saginaw Valley St.	79	15
Guy, Lawrence (DE) Arizona State	67	12-13	Herrera, Amarlo (LB) Georgia	49	15
Guy, Winston (S) Kentucky	27	15-16	Herrmann, Mark (QB) Purdue	9	83-84, 90-92
Guzman, Ramon (LB) Buffalo	52	07	Herrod, Jeff (LB) Mississippi	54	88-96, 98
Haack, Matt (P) Arizona State	6	22	Herron, Daniel (RB) Ohio State	36	13-15
Haddad, Drew (WR) Buffalo	84	01-02	Herzing, Adam (WR) Cal-Poly	15	02
Haeg, Joe (T/G) North Dakota State	73	16-19	Hester, Jessie (WR) Florida State	84	90-93
*Hagler, Tyjuan (LB) Cincinnati	56	05-10	Hetherington, Chris (RB) Yale	44	96-98
Haines, John (DL) Texas	90	86	Hewitt, Ryan (TE) Stanford	45	18
Hairston, Nate (CB) Temple	27	17-18	Heyward, Craig (RB) Pittsburgh	33	98
Hall, De'von (DB) Utah State	45	09	Heyward-Bey, Darrius (WR) Maryland	81	13
Hall, Randy (CB) Idaho	33	74,76	Hickman, Dallas (LB) California	57	81
Hall, Roy (WR) Ohio State	83	07-08	Hickman, Justin (OLB) UCLA	55	12
Hall, Steven (DB) Kentucky	35	96	Hicks, Brandon (DT) Bowling Green	72	03
Hamilton, Joe (QB) Georgia Tech	3	04	Hicks, Dwight (S) Michigan	29	86
Hamlin, Ken (DB) Arkansas	35	10	Hilger, Rust (QB) Oklahoma St.	7/12	90-91
Hamm, Bob (DE) Nev.-Reno	95	87	Hill, Anthony (TE) NC State	83	11
Hampton, Jermaine (DB) N. Ill.	47	01-02	*Hill, Jerry (RB) Wyoming	45	61,63-70
Hancock, Kevin (LB) Baylor	51	87	Hill, Michael (RB) Missouri Western St.	23	14
Hand, Jon (DE) Alabama	78	86-94	Hills, Tony (T) Texas	78	12
Hankins, Johnathan (DT) Ohio State	95	17	Hilliard, Corey (T) Oklahoma St.	72	07-08
Harbaugh, Jim (QB) Michigan	4/12	94-97	*Hilton, Roy (DE) Jackson St.	85	65-73
Harbour, James (WR) Mississippi	87	86	Hilton, T.Y. (WR) Florida International	13	12-21
Hardeman, Don (RB) Texas A&M Kingsville ..	36	78-79	Hines, Jermale (DB) Ohio State	26	11
Hardin, Steve (OL) Oregon	66	96	Hines, Nyheim (RB) N.C. State	21	18-22
Harness, Jim (B) Mississippi St.	20/41	56	Hinton, Chris (G/T) Northwestern	75	83-89
Harold, George (B) Allen	42	66-67	Hinton, Chuck (DT) N. Carolina Central	75	72
*Harper, Nick (DB) Ft. Valley St.	25	01-06	*Hinton, Ed (WR) Oklahoma	33	69-72
Harper, Shawn (T) Indiana	75	95	Hoaglin, Fred (C) Pittsburgh	54	73
Harris, DeMichael (WR) Southern Miss	12	20-21	Hobert, Billy Joe (QB) Washington	14	00
Harris, Joe (LB) Georgia Tech	50	82	Hogan, Krishawn (WR) Marion	81	17
Harris, Sean (LB) Arizona	55	01	Hogeboom, Gary (QB) C. Michigan	7	86-88
Harris, Walt (DB) Miss. State	21	02-03	Holcomb, Kelly (QB) MTSU	13	96-00
Harris, Wendell (DB) LSU	26	62-65	Holden, Will (T) Vanderbilt	69	20
Harrison, Bob (B) Ohio U	20	61	Hollier, Dwight (LB) N. Carolina	56	00
Harrison, Dwight (DB) Texas A&I	28	78-79	Holloway, Cornell (DB) Pittsburgh	25	90-92
Harrison, Jonotthan (C) Florida	72	14-16	Holmberg, Rob (LB) Penn State	59	98
*Harrison, Marvin (WR) Syracuse	88	96-08	Holmes, Darick (RB) Portland State	44	99
Hart, Jeff (T) Oregon State	68	79-83	Holmes, Khaled (C/G) USC	62	13-15

HISTORY



Holmes, Mike (DB) Syracuse	20	11	*Jefferson, Roy (WR) Utah	87	70
Holsey, Bernard (DL) Duke	79	00	Jenkins, Fletcher (DE) Washington	94	82
Holt, John (CB) W. Texas State	21	86-88	*Jennings, Tim (DB) Georgia	23/27	06-09
Hooker, Malik (S) Ohio State	29	17-20	Johnson, Andre (WR) Miami (Fla.)	81	15
Horn, Dick (B) Stanford	18	58	Johnson, Anthony (RB) Notre Dame	23	90-93
Houchin, Thomas (DE) Kansas St	67	04	Johnson, Anthony (DE) LSU	97	17
Houston, Justin (DE) Georgia	99/50	19-20	Johnson, Antonio (DT) Miss. St.	99	08-12
Howard, Marcus (DE) Georgia	92	08	Johnson, Cam (LB) Virginia	59	13-14
Howe, Garry (DT) Colorado	72	94	*Johnson, Charlie (T) Okla. St.	74	06-10
Howell, Delano (S) Stanford	26	12-13	*Johnson, Cornelius (G) Va. Union	60	68-72
Hoyer, Brian (QB) Michigan State	2	19	Johnson, Curtis (DE) Clark Atlanta Univ.	94	08
Huard, Brock (QB) Washington	7	02-03	Johnson, Ed (DT) Penn State	92/99	07-09
Hudson, Nat (G) Georgia	63	82	Johnson, Ellis (DT) Florida	62	95-01
Huff, Ken (G) N. Carolina	62	75-82	Johnson, Ezra (LB) Morris Brown	90	88-89
Huffman, Darvell (WR) Boston U.	85	91	Johnson, Gary Don (DT) Baylor	90	80
Hugasian, Harry (B) Stanford	31	55	Johnson, Greg (DT) Florida State	79	77
Hughes, Dante (DB) California	20	07-08	Johnson, Jason (C) Kansas St.	59/60	97-99
Hughes, Jerry (DE) TCU	92	10-12	Johnson, Kelley (WR) Colorado	84	87
Hughes, Montori (DL) Tennessee-Martin	94	13-14	Johnson, Marcus (WR) Texas	16/83	18-20
Hughes, Robert (RB) Notre Dame	29	12-13	Johnson, Marshall (WR) Hou.	29/80	75-78
Humber, Ramon (LB) N. Dakota St	59	09-10	Johnson, Terrence (DB) Cal (PA)	23	11
Humiston, Mike (LB) Weber St.	57	82, 84	Johnson, Wayne (QB) Georgia	18	89
Humm, David (QB) Nebraska	10/11	81-82	Johnson II, Eric (DT) Missouri State	93	22
Humphrey, Ronald (RB) Ms. V. St.	25	94-95	Jones, Arthur (DT) Syracuse	97	14,16
Humphries, Leonard (DB) Penn St	23	94	Jones, Bert (QB) LSU	7	73-81
Hunley, LaMonte (LB) Arizona	56	85-86	Jones, Brian (LB) Texas	56	91
Hunt, George (K) Tennessee	10	73	Jones, Bryant (DB) Toledo	33	87
Hunt, Joey (C) TCU	68	20	Jones, Dominique (TE) Shepherd	46	12-13
Hunt, Margus (DE) SMU	92	17-19	Jones, Isaac (WR) Purdue	15	99-00
Hunter, Ivy Joe (RB) Kentucky	45	89-90	Jones, Joe (TE) Va. Tech	81	87
Hunter, James (NT) USC	92	82	Jones, Josh (S) North Carolina State	36	21
Hutchins, Von (DB) Mississippi	27	04-05	Jones, Matt (RB) Florida	34	17
Hutton, Trevor (G) Utah State	61	04	Jones, Mike (TE) Texas A&M	49	93
Huzvar, John (RB) Pittsburgh	30/38	53-54	Jones, Richard (DB) Texas A&I	39	96
Hyde, Glenn (T) Pittsburgh	65	82	Jones, Ricky (LB) Tuskegee	51	80-83
Ijalana, Ben (G) Villanova	79	11	Jordan, Antony (LB) Vanderbilt	91	98
Iorio, Joe (C) Penn State	60	04	Jordan, Steve (K) USC	6	87
Inman, Dontrelle (WR) Virginia	15/86	18-19	Joseph, Vance (DB) Colorado	43	96
Insley, Trevor (WR) Nev.-Reno	83	01	*Joyce, Don (DE) Tulane	76/83	54-60
Irving, Nate (LB) North Carolina St	55	15	*June, Cato (LB) Michigan	59	03-06
Ismail, Qadry (WR) Syracuse	83	02	Justice, Steve (C/G) Wake Forest	53	08
Jackson, Andrew (LB) Western Kentucky	54	14	Justice, Winston (T) USC	69	12
Jackson, D'Owell (LB) Maryland	52	14-16	Justin, Paul (QB) Arizona State	11	95-97
Jackson, Deon (RB) Duke	35	21-22	Justin, Sid (CB) Long Beach St.	44	82
Jackson, Edwin (ILB) Georgia Southern	53	16	Kaczmarek, Mike (LB) Southern Ill.	52	73
Jackson, Ken (G) Texas	74	53-57	Kafentzis, Mark (S) Hawaii	29	83-84
Jackson, Marcus (DL) Purdue	76	87	Kalinic, Nikola (TE) York	48	22
Jackson, Mark (WR) Purdue	84	94	Kalis, Kyle (G) Michigan	68	17
*Jackson, Marlin (DB) Michigan	28	05-09	Kalmanir, Tom (B) Nevada	40	53
Jackson, Victor (DB) Bowie State	39	86	Kapinos, Jeremy (P) Penn State	3	10
Jackson, Wavery (OL) Va. Tech	74	98-02	Kareem, Khalid (DE) Notre Dame	55	22
Jacquet, Nate (WR) San Diego St	18	97	Karim, Deji (RB) Southern Illinois	36	12
James, Brandon (WR) Florida	12	10	Keane, Tom (DB) W. Virginia	21	53-54
James, Charles II (CB) Charleston Southern	38	16	Kearse, Tim (WR) San Jose St.	85	87
James, Edgerrin (RB) Miami	32	99-05	*Keiaho, Freddy (LB) San Diego St	54	06-09
James, Javarri (RB) Miami	42	10	Keith, Kenton (RB) New Mexico St	36	07
James, June (LB) Texas	58	87	Kellar, Scott (NT) N. Illinois	94	86-87
James, Tommy (OB) Ohio St	42	56	Kelly, Dennis (T) Purdue	73	22
Jarvis, Ralph (DL) Temple	93	90	Kelly, Ryan (C) Alabama	78	16-22
Jaworski, Matt (LB) Colgate	59	91	Kennedy, Jimmie (TE) Colorado St	85	75-77
Jean Francois, Ricky (DL) LSU	99	13-14	Kent, Joey (WR) Tennessee	16	00
Jefferson, Joseph (DB) W. Kentucky	29	02-05	Kerkorian, Gary (QB) Stanford	18	54-56, 58
Jefferson, Malik (LB) Texas	43	21	Kern, Rex (DB) Ohio State	44	71-73

HISTORY



Kerr, Zach (NT) Delaware.....	94	14-16	Lindley, Ryan (QB) San Diego State	3	15
Keur, Josh (TE) Michigan State	8300	Lindsay, Phillip (RB) Colorado	3022
Keyes, BoPete (CB) Tulane	3321	Linhart, Toni (K) Austria Tech	2	74-79
Kiel, Blair (QB) Notre Dame	5	86-87	Linkenbach, Jeff (OT) Cincinnati	72	10-13
Right, Danny (K) Augusta State	7	99-00	Linn, Jack (T) West Virginia	6791
King, Brandon (DB) Purdue	37	10-11	Linne, Aubrey (E) TCU	8761
King, Deon (LB) Norfolk State	5016	*Lipscomb, Gene (DT) Miller H.S	76	56-60
King, Justin (WR) Penn State	2112	Little, Jack (T) Texas A&M	72	53-54
King, Mitch (DT) Iowa	7510	Lockett, J.W. (B) Okla. Central	3563
King, Shawn (DE) NE Louisiana	9699	*Logan, Jerry (DB) W. Texas St	20	63-72
Kirchiro, Bill (G) Maryland	6462	Looney, Joe Don (RB) Oklahoma	3264
Kirchner, Mark (T) Baylor	63	84, 86	Lopienski, Tom (RB) Notre Dame	36	03-04
Kirkland, Mike (QB) Arkansas	15	76-78	Lorick, Tony (RB) Arizona St	33	64-67
Kirouac, Lou (T) Boston College	6164	Louis, Lance (G) San Diego St	60	14-15
Kitchings, Desmond (WR) Furman	1201	Lowdermilk, Kirk (C) Ohio State	63	93-96
*Klecko, Dan (DT) Temple	61/90/92	06-07	Lowry, Dwight (S) San Jose State	3315
Klecko, Joe (NT) Temple	7388	Lowry, Orlando (LB) Ohio St	58/59	85-89
Knight, Steve (OL) Tennessee	63/73	87-88	Lucas, Jordan (S) Penn State	2921
Kofler, Matt (QB) San Diego State	1285	Luce, Derrel (LB) Baylor	58	75-78
Koman, Bill (G) North Carolina	6556	Luck, Andrew (QB) Stanford	12	12-18
Kostelnik, Ron (T) Cincinnati	6569	Lush, Mike (DB) E. Stroudsburg St	2886
Kovac, Ed (B) Cincinnati	4360	Luther, Ed (QB) San Jose St	1186
Krahl, Jim (DT) Texas Tech	90	79-80	Lutrus, Scott (LB) Connecticut	5611
Krauss, Barry (LB) Alabama	55	79-88	*Lyles, Lenny (DB) Louisville	26/43	58, 61-69
Krieger-Coble, Henry (TE) Iowa	4517	Lynch, Corey (DB) Appalachian State	4213
*Krouse, Ray (DE) Maryland	7858	Macklin, David (LB) South Florida	25	17-21
Kunz, George (T) Notre Dame	75	75-77, 80	Mackey, Dee (E) E. Texas St	85	61-62
Labinjo, Mike (LB) Michigan State	9205	*Mackey, John (TE) Syracuse	88	63-71
*LaCasse, Ryan (DE) Syracuse	9906	Macklin, David (DB) Penn State	27	00-03
Lacey, Jacob (DB) Oklahoma St	27	09-11	MacLeod, Tom (LB) Minnesota	52	74-78
La Fleur, Greg (TE) LSU	8386	Madison, Anthony (DB) Alabama	3709
Laird, Bruce (DB) American Intl	40	72-81	Maggitt, Curt (LB) Tennessee	9216
Landry, Greg (QB) Massachusetts	11	79-81	Mahaffey, Ryan (FB) Northern Iowa	4711
Landry, LaRon (DB) LSU	30	13-14	Mahlum, Eric (G) California	65	94-96
Langas, Bob (E) Wayne	8354	*Maitland, Jack (RB) Williams	23/40	70
Lange, Bill (G) Dayton	6653	Majkowski, Don (QB) Virginia	7	93-94
Langford, Kendall (DE) Hampton	90	15-16	Mallard, Josh (DT) Georgia	6802
Langhorne, Reggie (WR) Elizabeth City St	85	92-93	Mandarich, Tony (T) Michigan St	79	96-98
LaPointe, Ron (TE) Penn State	8580	*Manning, Peyton (QB) Tenn	18	98-11
Larson, Kurt (LB) Michigan State	59	89-90	Manoa, Tim (RB) Penn State	4491
*Larson, Lynn (T) Kansas State	67	71-72	Maples, Butch (C) Baylor	53	60-63
Laskey, Bill (LB) Michigan	51	71-72	*Marchetti, Gino (DE) USF	75/89	53-64, 66
Lattimore, Brian (RB) SE Mo. State	2191	Marsh, Cassius (DE) UCLA	5520
Lawton, Luke (RB) McNeese State	4507	Marshall, Greg (DT) Oregon St	66	78-78
Leaks, Roosevelt (RB) Texas	48	75-79	Martin, Jim (K) Notre Dame	4763
Leberman, Bob (B) Syracuse	4054	Martin, Robbie (WR) Cal Poly-SLO	31/88	85-86
*Lee, David (P) Louisiana Tech	49	66-78	Martin, Ronald (S) LSU	4017
Lee, Keith (DB) Colorado State	4285	Martin, Sammy (WR) LSU	8691
Lee, Monte (C) Texas	6765	Martin, Steve (DT) Missouri	90	96-98
Lee, Ron (RB) West Virginia	34	76-78	Mason, Lindsey (B) Kansas	7983
Leeuwenburg, Jay (OG) Colorado	58	96-98	Mathews, Jason (T) Tex. A&M	67/74	94-97
Lefeged, Joe (DB) Rutgers	35	11-13	Mathews, Ricardo (DT) Cincinnati	91	10-13
Leiding, Jeff (LB) Texas	92	86-87	Mathias, Ric (DB) Wisc.-LaCrosse	4298
Leigeb, Brian (DB) Cen. Michigan	4002	Mathis, Dedic (DB) Houston	26	96-97
Lengel, Matt (TE) Eastern Kentucky	8619	*Mathis, Robert (DE) Alabama A&M	98	03-13, 15-16
Leonard, Shaquille (LB) South Carolina State	53	18-22	Match, Trevor (OL) BYU	64	92-93
Lesane, Jimmy (B) Virginia	31	54-55	Matte, Tom (RB) Ohio St	27/41	61-72
Lester, Keith (TE) Murray St	8887	Mattes, Ron (T) Virginia	7592
*Lewis, Harold (B) Houston	9759	Mattiace, Frank (DL) Holy Cross	9787
Lewis, Joe (T) Compton	7261	*Matuszak, Marv (B) Tulsa	64	59-61
Lewis, Ryan (CB) Pittsburgh	3819	Mauck, Carl (LB) So. Illinois	6569
Lewis, Tyquan (DT/DE) Ohio State	94	18-22	Maulet, Arthur (CB) Memphis	3218
*Lilja, Ryan (G) Kansas State	65	04-09	*Maxwell, Tom (B) Texas A&M	42	69-70

HISTORY



Maxwell, Vernon (LB) Arizona St.....	56	83-84	Mingo, Barkevious (OLB) LSU.....	52	17
*May, Ray (LB) USC.....	56	70-72	Mioduszewski, Ed (B) Wm. & Mary.....	26	53
Mayo, Ron (TE) Morgan State.....	83	74	Miranda, Paul (DB) Central Florida.....	21	99
Mbu, Joey (NT) Houston.....	94	17	Mitchell, Lydell (RB) Penn State.....	26	72-77
McAfee, Pat (P) West Virginia.....	1	09-16	Mitchell, Mike (S) Ohio.....	34	18
McCall, Reese (TE) Auburn.....	86	78-82	Mitchell, Pete (TE) Boston College.....	49	03
McCauley, Don (RB) N.Carolina.....	23	71-81	*Mitchell, Tom (TE) Bucknell.....	84	68-73
McClendon, Jacques (OG) Tenn.....	65/80	10	Moala, Fili (DT) USC.....	95	09-13
McClendon, Skip (DL) Arizona St.....	95	92-93	Moncrief, Donte (WR) Mississippi.....	10	14-17
McCloskey, Mike (HB) Penn State.....	49	87	Montgomery, Monty (DB) Houston.....	34	97-99
McCloughan, Dave (DB) Colorado.....	42	91	Mooney, Ed (LB) Texas Tech.....	58	72-73
McCoy, Tony (NT) Florida.....	61/94	92-99	Moore, Alvin (RB) Arizona State.....	23	83-84
McDaniel, Emmanuel (DB) E.Carolina.....	39	97-98	Moore, Corey (S) Georgia.....	36	18
McDonald, Devon (LB) Notre Dame.....	57	93-95	Moore, Devin (WR) Wyoming.....	45	10
McDonald, Dewey (S) California (Pa.).....	31	14-15	Moore, Henry (B) Arkansas.....	27	57
McDonald, Quintus (LB) Penn St.....	96	89-91	Moore, Jimmy (G) Ohio State.....	65	81
McDougal, Kevin (RB) Colo. St.....	43	00-01	Moore, Kenny (WR) Wake Forest.....	80	10
McElroy, Leeland (RB) Texas A&M.....	34	99	Moore II, Kenny (CB) Valdosta State.....	42/23	17-22
McElroy, Ray (DB) E. Illinois.....	40	95-98	Moore, Larry (OL) Michigan.....	50/72	98-01
*McFarland, Anthony (DT) LSU.....	92	06-07	*Moore, Lenny (RB) Penn State.....	24	56-67
McGill, T.Y. (DT) North Carolina State.....	67/99	15-16	Moore, Melwede (RB) Tulane.....	26/37	12
McGlynn, Mike (G/C) Pittsburgh.....	75	12-13	Moore, Sio (LB) Connecticut.....	51/55	15-16
McGregor, Keli (TE) Colorado St.....	83	85	Moore, Skai (LB) South Carolina.....	55	18-19
McGrone, Cameron (LB) Michigan.....	59	22	*Moorehead, Aaron (WR) Illinois.....	85	03-07
McGuire, Kaipo (WR) BYU.....	10/11	97-98	Morgan, DaJuan (DB) N. Car. St.....	34	10
McHan, Lamar (QB) Arkansas.....	14/17	61-63	Morgan, Stanley (WR) Tenn.....	86/88	90
McKinney, Steve (G) Texas A&M.....	76	98-01	*Morrall, Earl (QB) Michigan St.....	15	68-71
McLaughlin, Chase (K) Illinois.....	5/7	19,22	Morris, Darryl (CB) Texas State.....	35	16
McLemore, Chris (RB) Arizona.....	36	87	*Morris, Rob (LB) Brigham Young.....	94	00-07
McLemore, Thomas (TE) Southern.....	81	95	Morris, Stephen (QB) Miami (Fla.).....	7	16
McLeod Jr., Rodney (S) Virginia.....	26	22	Morrison, Antonio (LB) Florida.....	44	16-17
McMillan, Chuck (B) John Carroll.....	31	54	Morrison, Don (T) Texas-Arl.....	79	78
McMillan, Randy (RB) Pittsburgh.....	32	81-86	Morrison, Steve (LB) Michigan.....	52/92	95-98
McNanie, Sean (DL) San Diego St.....	90	90	Morton, Mike (LB) N. Carolina.....	51	01
McNary, Josh (LB) Army.....	57	13-16	Mosier, John (TE) Kansas.....	88	72
McNeill, Mike (TE) Nebraska.....	80	11	Moss, Roland (RB, TE) Toledo.....	44	69
McNichols, Jeremy (RB) Boise State.....	34	18	Moss, Zack (RB) Utah.....	21	22
McPhail, Buck (RB) Oklahoma.....	31	53	Moss, Zefross (T) Alabama St.....	73	89-94
McQuaid, Dan (OL) UNLV.....	60	88	Moten, Adrian (LB) Maryland.....	57	11
Meadows, Adam (T) Georgia.....	73	97-03	Mount, Deiontrez (LB) Louisville.....	48	16
Melvin, Rashaan (CB) Northern Illinois.....	30	16-17	Mrosko, Bob (TE) Penn State.....	88	91
Memmlaar, Dale (G) Wyoming.....	67	66-67	Muhammad, Al-Quadin (DE) Miami (Fla.).....	97	18-21
Mendenhall, Ken (C) Oklahoma.....	57	71-80	Muhammad, Mustafah (DB) Fres. St.....	21/31	99-00
Meredith, Jamon (T) South Carolina.....	64	14	Muir, Dan (DT) Kent State.....	90	08-11
Merritts, Jim (DL) West Virginia.....	65	87	Muamba, Henoc (LB) St. Francis Xavier.....	51	14
Metcalfe, Bo (FB) Baylor.....	28	84	Mumphord, Lloyd (CB) Texas So.....	42	75-78
Mewhort, Jack (G) Ohio State.....	75	14-17	*Mungio, James (RB) Syracuse.....	23	02-06
Michael, Christine (RB).....	38	18	Munsey, Nelson (CB) Wyoming.....	31	72-77
Michaels, Lou (DE, K) Kentucky.....	79	64-69	Murphy, Rob (G) Ohio State.....	61	02
Mickens, Arnold (RB) Butler.....	27	96	Murray, Dan (LB) E. Stroudsburg St.....	52	89
Middleton, Frank (RB) Florida A&M.....	43	84-85	Murray, Walter (WR) Hawaii.....	86	86-87
Mike-Mayer, Steve (K) Maryland.....	5	79-80	Murtha, Greg (T) Minnesota.....	78	82
Mildren, Jack (S) Oklahoma.....	11	72-73	*Mutscheller, Jim (E) Notre Dame.....	84	54-61
Miller, Brandon (DT) Georgia.....	65	00	Myers, Bob (T) Ohio St.....	79	55
Miller, Chuckie (DB) UCLA.....	28	88	*Myhra, Steve (LB, K) N. Dakota.....	65	57-61
Miller, Dan (K) Miami (Fla.).....	1	82	Myslinski, Tom (OL) Tennessee.....	67	98
Miller, Eddie (WR) South Carolina.....	86	92-93	Nagle, Browning (QB) Louisville.....	18	94
*Miller, Fred (DT) LSU.....	76	63-72	Napolski, Eric (LB) Connecticut.....	51	89
Miller, Kyle (TE) Mount Union.....	86	12	Neal, Dan (C) Kentucky.....	50	73-74
Miller, Prince (DB) Georgia.....	26	11	Neal, Leon (RB) Washington.....	20	96-97
Milligan, Rolan (S) Toledo.....	42	18-19	*Nelson, Andy (DB) Memphis St.....	80	57-63
Mills, Jim (T) Hawaii.....	76	83-84	*Nelson, Dennis (T) Illinois State.....	68	70-74
Milton, Chris (CB) Georgia Tech.....	40/28	16-18	Nelson, Jim (LB) Penn State.....	57	03-04

HISTORY



Nelson, Kyle (TE) New Mexico State	48	21	Parker, Steve (DE) E. Illinois	78	83-84
Nelson, Quentin (G) Notre Dame	56	18-22	Parrish, James (OL) Temple	75	93
Nettles, Doug (CB) Vanderbilt	30	74-79	Parry, David (DT) Stanford	54	15-16
Nevis, Drake (DT) LSU	94	11-12	Pascal, Zach (WR) Old Dominion	14	18-21
*Newsome, Billy (DE) Grambling	81	70-72	Patera, Jack (LB) Oregon	61	55-57
*Newsome, Jonathan (LB) Ball State	91	14-15	Pathon, Jerome (WR) Washington	86	98-01
Newton, Jim (OT) Utah State	69	03	Patmon, Dezmon (WR) Washington St.	85/10	20-22
Newton, Mike (DB) Buffalo	38	10	Patrick, Garin (OL) Louisville	64/68	95-97
Ngakoue, Yannick (DE) Maryland	91	22	Patten, Joel (T) Duke	65	87-88
Nichols, Ricky (WR) East Carolina	80	85	Patterson, Eric (CB) Ball State	41	15
*Nichols, Robbie (LB) Tulsa	52	70-71	Paye, Kwity (DE) Michigan	51	21-22
Nicks, Hakeem (WR) North Carolina	14	14	Pear, Dave (DT) Washington	65	75
Nixon, Xavier (T) Florida	71	13-14	Pearson, Preston (RB) Illinois	26	67-69
Noble, James (WR) S.F. Austin	87	87	Peguase, Willis (DE) Miami	96	92-93
Noga, Al (DE) Hawaii	99	94	Peko, Kyle (DT) Oregon State	76	19
Nottingham, Don (RB) Kent St.	48	71-73	Peko, Tupe (C/G) Michigan State	56	02-04
Novak, Ken (DT) Purdue	74	76-77	*Pellington, Jim (LB) Rutgers	36/65	53-64
*Nowatzke, Tom (RB) Indiana	34	70-72	Pelton, Mike (DL) Auburn	99	95
Nugent, Terry (QB) Colo. State	14	87	Pender, David (DB) Purdue	34	10
Nunn, Freddie Joe (DE) Miss.	93	94-96	Pendleton, Jeris (DL) Ashland	61	13
Nussmeier, Doug (QB) Idaho	10	98	Pepper, Gene (G) Mississippi	60	54
*Nutter, Buzz (C) VPI	50	54-60, 65	Perkins, Bruce (RB) Arizona State	34	91
Nwokorie, Chukie (DE) Purdue	91	99-02	*Perkins, Ray (WR) Alabama	27	67-71
Nyers, Dick (B) Indiana Central	21/80	56-57	Perry, Joe (RB) Compton CC (CA)	34	61-62
Oatis, Victor (WR) N.W. Louisiana	84	83	Perry, Josh (OLB) Ohio State	49	17
*O'Brien, Jim (K, WR) Cincinnati	80	70-72	Perryman, Jim (DB) Milikin	43	87
O'Dell, Stu (LB) Indiana	55	78	Person, Mike (C) Montana State	72	17
Odenigbo, Ifeadi (LB) Northwestern	59	22	Peter, Christian (DT) Nebraska	97	01
Odeyingbo, Dayo (DE) Vanderbilt	54	21-22	Petersen, Ted (T) Eastern Illinois	71	84
Odom, Cliff (LB) Texas-Arlington	49/93	82-89	Peterson, Gerald (T) Texas	76	56
Odum, George (S) Central Arkansas	30	18-21	Peterson, Mike (LB) Florida	52	99-02
Ojinnaka, Quinn (T) Syracuse	69	11	Petrowski, Jamie (TE) Indiana St.	80	08
Okereke, Bobby (LB) Stanford	58	19-22	Petties, Neal (E) San Diego St.	84	64-66
Okine, Earl (DE) Florida	95	15	Phillips, Carroll (DE) Illinois	59	18
Oldham, Ray (S) Mid. Tenn. St.	25	73-77	Phillips, Ryan (LB) Idaho	56	01
Olds, Bill (RB) Nebraska	38	73-75	Phillips, Shawn (LB) Purdue	55	14
Olive, Bobby (WR) Ohio State	16/18	95-96	Pierce, Alec (WR) Cincinnati	14	22
Oliver, Hubert (FB) Arizona	30	86	Pierson, Peter (T) Washington	69	02
Olsen, Hans (DT) BYU	67	01	Pinkney, Reggie (DB) E. Carolina	37	79-81
Olsen, Seth (G) Iowa	73	11-12	Pinter, Danny (G) Ball State	63	20-22
Olubi, Segun (LB) San Diego State	50	22	Pipkins, Lenzy (CB) Oklahoma State	37	18
O'Neal, Calvin (LB) Michigan	51	78	Pitcock, Quinn (DT) Ohio State	97	07
O'Neal, Robert (DB) Clemson	32	93-94	Pittman, Charlie (RB) Penn St.	42	71
*O'Neil, Keith (LB) N. Arizona	53	05-06	Pittman Jr., Michael (WR) USC	11	20-22
Ontko, Bob (LB) Penn State	51	87	Plantz, Ron (OL) Notre Dame	67	87
Orluna, Joe (RB) Nebraska	37	74	Plummer, Bruce (DB) Miss. St.	23	89
Orlovsky, Dan (QB) Connecticut	6	11	Plummer, Chad (WR) Cincinnati	16/87	99-00
*Orr, Jimmy (E) Georgia	28	61-70	*Plunkett, Sherm (T) Md. St.	79	58-60
Orvis, Herb (DT) Colorado	88	79-81	Pollak, Mike (G) Arizona State	78	08-11
O'Steen, Dwayne (DB) San Jose St.	35	82	Pollard, Marcus (TE) Bradley	81	95-04
Ours, Wes (FB) W. Virginia	44	01	Poole, Barney (E) Army, Miss.	83	53
Overton, Matt (LS) W. Washington	45	12-16	Poole, Tyrone (DB) Fort Valley St.	38	98-00
Owens, Luke (T) Kent St.	72	57	Pope, Kendrick (LB) Florida State	55	04
Owens, R.C. (E) Coll. Of Idaho	27	62-63	Porter, Ricky (RB) Slippery Rock, Pa.	20	83
Ozdowski, Mike (DE) Virginia	51/71	78-81	Porter, Ron (LB) Idaho	55	67-69
Padjien, Gary (LB) Arizona St.	60/90	82-84, 87	Porter, Tracy (WR) LSU	87	83-84, 87
Pagel, Mike (QB) Arizona St.	18	82-85	Potts, Roosevelt (RB) NE Louisiana	35/42	93-97
Painter, Curtis (QB) Purdue	7	09-11	Powell, Carl (DL) Louisville	92	97
Palmer, Nathan (WR) N. Illinois	10	12	Powers, Jerraud (DB) Auburn	25	09-12
Pankey, Iv (T) Penn State	75	91-92	Prater, Shaun (CB) Iowa	26	15
Paris, William (OL) Michigan	79	91	Pratt, Robert (G) N. Carolina	61	74-81
Parker, Anthony (DB) Arizona St.	43	89	*Preas, George (T) VPI	60	55-65
*Parker, Jim (T/G) Ohio State	77	57-67	Price, D'Vonte (RB) Florida International	27	22

HISTORY



Price, Sheldon (CB) UCLA	40	15	Riley, Eugene (TE) Ball State	87	90
*Pricer, Billy (RB) Oklahoma	31	57-60	Rison, Andre (WR) Michigan St.....	85/87	89
Prior, Mike (DB) Illinois State	39	87-92	Rivers, Philip (QB) N.C. State.....	17	20
*Proehl, Ricky (WR) Wake Forest	11	06	Roberg, Mike (TE) Idaho	85	02
Pruitt, James (WR) Cal. St.-Ful.....	49/86	88-89	Robinson, Charles (G) Morgan St.....	66	54
Pryor, Matt (G/T) TCU	69	21-22	Robinson, Freddie (DB) Alabama	47	87-88
Pugh, David (DT) Virginia Tech	95	02-03	Robinson, Gijon (TE) Mo. West St.....	47	08-10
Purifoy Loucheiz (CB) Florida	23	14	Robinson, Glenn (DE) Oklahoma St	71	75
Pyatt, Brad (WR) N. Colorado	84	03-04	Robinson, Josh (RB) Mississippi St	34	15
Pyle, Palmer (G) Michigan St	62	60-63	Robinson, Patrick (CB) Florida State	25	16
Quarles, Kelcy (DT) South Carolina	73	14	Robinson, Roderick (QB) Ark.-PB	8	01
Quinn, Mike (QB) S.F. Austin	11	98	Roby, Courtney (WR) Indiana.....	10	08
Raba, Bob (TE) Maryland	85	80	Rochell, Isaac (DE) Notre Dame	91	21
Radachowsky, George (DB) Boston Col.....	21	84-85	Rodgers Sr., Isaiah (CB) Massachusetts.....	34	20-22
Radecic, Scott (LB) Penn St	52/97	90-95	Rogers, Chester (WR) Grambling State.....	80	16-19
Radosevich, George (C) Pitt	52/72	54-56	Rogers, Da'Rick (WR) Tennessee Tech	16	13
Raiff, Jim (G) Dayton	60	54	Rogers, Nick (DE) Georgia Tech.....	97	04
Raimann, Bernhard (T) Central Michigan	79	22	Rogers, Ron (LB) Georgia Tech	51	98
Rainey, Chris (RB) Florida	25	13	Rowe, David (DT) Penn State	74	78
Ramsey, LaJuan (DT) Southern Cal	99	08	Royal, Andre (LB) Alabama	56	98
Ramsey, Tom (QB) UCLA	14	89	Rucker, Chris (DB) Michigan St	36	11
Randle, Tate (CB) Texas Tech	35	83-86	Rudnick, Tim (DB) Notre Dame	43	74
Randolph, Thomas (DB) Kansas St	27	99	*Rushing, T.J. (DB) Stanford	20/34	06-09
Ransdell, Bill (QB) Kentucky	9	88	Ryan, Matt (QB) Boston College.....	2	22
Ratigan, Brian (LB) Notre Dame	52	94	Rypien, Mark (QB) Wash. State	16	01
Ratliff, Keiwan (DB) Florida	31/35	07-08	Saar, Brad (LB) Ball State	59	87
Ray, John (OL) West Virginia	68	93	Salisbury, Sean (QB) USC	8/13	87
Raymond, Gerry (G) Boston Col	63	82	Sally, Jerome (NT) Missouri	76	87
Rayner, Dave (K) Michigan State	16	05	Salter, Bryant (DB) Pittsburgh.....	46	76
*Reagor, Montae (DT) Texas Tech	90	03-06	*Sample, John (DB) Maryland St	44/47	58-60
*Rechichar, Bert (DB/K) Tenn	44	53-59	Sanchez, Rigoberto (P) Hawaii	2/8	17-22
Reed, Glen (LB) BYU	58	86	*Sanders, Bob (DB) Iowa	21	04-10
Redding, Cory (DE) Texas.....	90	12-14	Sanders, Glen (LB) Louisiana Tech	58	95
Redmond, Adam (G) Harvard	61	17	*Sandusky, Alex (G) Clarion	68	54-66
Redmon, Will (S) Mississippi State.....	29	21	*Sanford, (C) Louisiana Tech	55	55-58
Reece, Geoff (C) Washington St	50	78	Sankey, Darnell (LB) Sacramento State.....	48	17
Reed, Chris (G) Minnesota State-Mankato	62	21	Santi, Tom (TE) Virginia	86	08-09
Reed, David (WR) Utah	85	13	Sapp, Jerome (DB) Notre Dame.....	38	04-05
Reed, Mark (QB) Moorhead St, Minn	8	83	Satele, Samson (C) Hawaii	64	12-13
Reese, Guy (T) SMU	75	64-65	Satterwhite, Howard (WR/KR) Sam Houston St	28	77
*Reid, Darrell (DT) Minnesota	95	05-08	*Saturday, Jeff (C) North Carolina	63	99-11
*Reid, Dexter (DB) N. Carolina	36	05-06	Saul, Bill (LB) Penn State	50	62-63
Reid, Spencer (LB) BYU	56	99	Saunders, Wesley (TE) S. Carolina	85	12-14
Reitz, Joe (G) W. Michigan	76	11-16	Sauter, Cory (QB) Minnesota	11/16	02-03
Remo, Roger (LB) Syracuse.....	90	87	Schlichter, Art (QB) Ohio State	10	82, 84-85
Renfro, Dean (B) N. Texas St	20	55	Schmiesing, Joe (DT/DE) N.M. St	75	73
*Ressler, Glenn (G) Penn State	62	65-74	*Schobel, Bo (DE) TCU	64	06
Rhodes, Danny (LB) Arkansas	56	74	Schultz, William (OL) USC	74	90-93
*Rhodes, Dominic (RB) Midwest St	30/33/38	01-06, 08, 10	Scioli, Brad (DE) Penn State	99	99-04
Rhodes, Luke (LB/LS) William & Mary	46	16-22	Sciuolo, Steve (G) Marshall	74	03
Rhodes, Xavier (CB) Florida State.....	27	20-21	Scott, Chris (DE) Purdue.....	95	84-85
Rhynne, Forrest (LB) Villanova	47	22	Scott, Freddie (WR) Amherst.....	86	74-77
Rice, Simeon (DE) Illinois	78	07	Scott, Freddie (WR) Penn State.....	15	98
Richard, Jamey (C) Buffalo	61	08-11	*Scott, Jake (G) Idaho.....	73	04-07
*Richardson, Jerry (E) Wofford	87	59-60	Sendejo, Andrew (S) Rice	42	21
Richardson, Mike (DB) Notre Dame	37	10	Senn, Jordan (LB) Portland State	51	08-09
Richardson, Trent (RB) Alabama	34	13-14	Session, Clint (LB) Pittsburgh	55	07-10
Richardson, Willie (WR) Jackson St.....	87	63-69, 71	Sharkey, Ed (G) Duke, Nevada	64	53
Ricketts, Tom (G) Pittsburgh	68	92	*Shaw, George (QB) Oregon	14	55-58
Rideaux, Darrell (DB) USC	38	03	Shello, Kendel (DL) Southern.....	97	96-98
Ridder, Tim (T) Notre Dame	72	00-01	Sheard, Jabaal (DE) Pittsburgh	93	17-19
Ridgeway, Hassan (DT) Texas	91	16-18	Sheppard, Kelvin (LB) LSU	52	13
Riley, Butch (LB) Texas A&I	54	69	*Sherer, Dave (E) SMU	86	59

HISTORY



Sherwin, Tim (TE) Boston Col.....	83.....	81-87	Stallworth, Taylor (DT) South Carolina.....	76/95.....	20-21
Shields, Burrell (B) John Carroll.....	31.....	55	Stanback, Harry (DE) N. Carolina.....	93.....	82
Shields, Lebron (G) Tennessee.....	73.....	60	*Standeford, John (WR) Purdue.....	84.....	06
Shields, Paul (RB) Arizona.....	39.....	99-00	Stargell, Tonny (DB) Tenn. State.....	45.....	92-93
Shinners, John (G) Xavier.....	64.....	72	Stark, Rohn (P) Florida State.....	3.....	82-94
*Shinnick, Don (LB) UCLA.....	66.....	57-68	Staysniak, Joe (T) Ohio State.....	79.....	92-95
Shipley, A.Q. (C) Penn State.....	62.....	12, 14	Stevens, Howard (RB) Louisville.....	27.....	75-77
Shiver, Sanders (LB) Carson-Newman.....	54.....	76-83	Steward, Jason (DT) Fresno St.....	68.....	04-05
Shlapak, Boris (K) Michigan State.....	2.....	72	Stewart, Grover (DT) Albany State.....	90.....	17-22
Shoulders, Darin (T) Tulane.....	64.....	91	Stith, Shyrone (RB) Va. Tech.....	30.....	01-02
Shula, David (WR) Dartmouth.....	85.....	81	Stock, Mark (WR) VMI.....	10/15.....	96
Shula, Don (DB) John Carroll.....	25.....	53-56	*Stokley, Brandon (WR) SW La.....	83.....	03-06
Siani, Mike (WR) Villanova.....	45.....	78-80	Stone, Avatus (B) Syracuse.....	41.....	58
Silva, Jamie (DB) Boston College.....	40.....	08-09	Stonebreaker, Steve (LB) Detroit.....	31.....	64-66
Simmons, Dave (LB) N. Carolina.....	60/96.....	82	Stover, Matt (K) Louisiana Tech.....	3.....	09
Simmons, John (CB) SMU.....	41.....	87	Strachan, Mike (WR) Charleston.....	17.....	21-22
Simmons, Stacey (WR) Florida.....	85.....	90	Street, Devin (WR) Virginia Tech.....	81.....	16
Simmons, Tony (WR) Wisconsin.....	14.....	01	Streeter, George (DB) Notre Dame.....	46.....	90
*Simon, Corey (DT) Florida State.....	97.....	05-06	Strickland, Donald (DB) Colorado.....	30.....	03-05
Simon, John (OLB) Ohio State.....	51.....	17	Strock, Don (DB) Pittsburgh.....	12.....	89
Simonini, Ed (LB) Texas A&M.....	56.....	76-81	Strofolino, Mike (LB) Villanova.....	51.....	65
Simonson, Dave (T) Minnesota.....	60.....	74	Stuard, Grant (LB) Houston.....	41.....	22
Simpson, Chad (RB) Morgan St.....	35.....	08-09	Studebaker, Andy (LB) Wheaton.....	58.....	13-15
*Simpson, Jack (B) Florida.....	41.....	58-60	*Stukes, Charles (DB) Md. St.....	47.....	67-72
Sims, Ernie (LB) Florida State.....	35.....	11	Stynchula, Andy (T) Penn State.....	83.....	66-67
Sims, Marvin (RB) Clemson.....	39.....	80-81	*Sullivan, Dan (G,T) Boston Col.....	71.....	62-72
Sims, Thomas (DL) Pittsburgh.....	92.....	93-94	Swoope, Craig (DB) Illinois.....	26.....	87-88
Sims, Tommy (S) Tennessee.....	45.....	86	Swoope, Erik (TE) Miami (Fla.).....	86.....	15-16, 18
Sinnot, John (T) Brown.....	79.....	82	Sword, Sam (LB) Michigan.....	98.....	00-02
Siragusa, Tony (NT) Pittsburgh.....	98.....	90-96	*Szymanski, Dick (C/LB) Notre Dame.....	52.....	55, 57-68
Slauson, Matt (G) Nebraska.....	68.....	18	Tabor, Tom (DT) Baylor.....	76.....	82
Slutzker, Scott (TE) Iowa.....	84.....	96-97	Taliaferro, George (B) Indiana.....	20.....	53-54
Small, Torrance (WR) Alcorn State.....	87.....	98	Tamme, Jacob (TE) Kentucky.....	84.....	08-11
Smedley, Eric (DB) Indiana.....	40.....	99	*Taseff, Carl (B) John Carroll.....	23.....	53-61
*Smith, Billy Ray (T) Ark.....	74/83.....	61-62, 64-70	Tate, David (DB) Colorado.....	49.....	94-97
Smith, Braden (T) Auburn.....	72.....	18-22	Taylor, David (T) Catawba.....	64.....	73-79
*Smith, Bubba (DE) Michigan St.....	78.....	67-71	Taylor, Hosea (DE) Houston.....	90.....	81, 83
Smith, Byron (DE) California.....	91.....	84-85	Taylor, Jim Bob (QB) Georgia Tech.....	12.....	83
Smith, Ed (LB) Vanderbilt.....	52.....	80-81	Taylor, Jonathan (RB) Wisconsin.....	28.....	20-22
Smith, Detron (RB) Texas A&M.....	39/42.....	02-03	Taylor, Keith (DB) Illinois.....	27.....	88-91
Smith, D'Joun (CB) Florida Atlantic.....	30.....	15	Taylor, Shakial (CB) Kansas.....	47.....	19
Smith, Holden (WR) California.....	84.....	82	Teichelman, Lance (DL) Texas A&M.....	99.....	94
*Smith, Hunter (P) Notre Dame.....	17.....	99-08	Tell III, Marvell (CB) USC.....	39.....	19-21
Smith, Ollie (WR) Tennessee St.....	80.....	73-74	Tepper, Mike (G) California.....	67.....	11
Smith, Phil (WR) San Diego St.....	86.....	83-84	Tevaseu, Martin (NT) UNLV.....	68.....	12
Smith, Taj (WR) Syracuse.....	10.....	10	Thomas, Ahmad (LB) Oklahoma.....	54.....	18
Smith, Tevaun (WR) Iowa.....	17.....	16	Thomas, Donald (G) Connecticut.....	66.....	13
Smith, Thomas (DB) N. Carolina.....	21.....	01	Thomas, Jaimie (G) Maryland.....	73.....	10
Smith, Tremon (CB) Central Arkansas.....	35.....	20	Thomas, Jesse (B) Mich. St.....	40/41.....	55-57
Smith, Zeke (LB) Auburn.....	61.....	60	*Thomas, Josh (DE) Syracuse.....	91.....	04-09
Smolinski, Mark (B) Wyoming.....	32.....	61-62	Thomas, Josh (CB) Buffalo.....	35.....	15
*Snow, Justin (TE) Baylor.....	48.....	00-11	Thomas, Kevin (DB) USC.....	21.....	11
Snyder, Pat (OL) Purdue.....	57.....	91	Thomas, Mark (DL) N. Car. St.....	75/90.....	98-01
Sokoli, Kristjan (DE) Buffalo.....	46.....	16	Thomas, Marquise (LB) Miss.....	94.....	93
Solt, Ron (G) Maryland.....	66.....	84-88, 92	Thomas, Ratcliff (LB) Maryland.....	51/55.....	98-00
*Sommer, Mike (RB) George Wash.....	26.....	59-61	Thomas, Spencer (DB) Washburn.....	46.....	76
*Sorgi, Jim (QB) Wisconsin.....	12.....	04-09	Thomas II, Rodney (S) Yale.....	25.....	22
Sowell, Bradley (T) Mississippi.....	60.....	12	Thompson, Arland (G) Baylor.....	67.....	82
Speed, E.J. (LB) Tarleton State.....	45.....	19-22	Thompson, Aundra (WR) E. TX. St.....	21.....	83
Spence, Sean (ILB) Miami (Fla.).....	55.....	17	Thompson, Don (DE) Richmond.....	83.....	62-63
Speyrer, Cotton (WR) Texas.....	28.....	72-74	Thompson, Donnell (LB/FB) Wisc.....	47/5.....	01-03
*Spinney, Art (G) Boston College.....	63/81.....	53-60	Thompson, Donnell (DE) N.Carolina.....	99.....	81-91
Stablein, Brian (WR) Ohio St.....	86.....	94-97	Thompson, Norm (DB) Utah.....	43.....	77-79

HISTORY



Thompson, Ricky (WR) Baylor.....	88	76-77	Walczak, Mark (TE) Arizona.....	83/84	87
Thornton, David (LB) N. Carolina.....	50	02-05	Walden, Erik (LB) Middle Tennessee State.....	93	13-16
Thornton, Hugh (G) Illinois.....	69	13-15	Walker, Anthony (LB) Northwestern.....	50/54	17-20
Thornton, Reggie (WR) Bowl. Green.....	8691	Walker, Joe (DB) Nebraska.....	20	02
Thorp, Don (NT) Illinois.....	62/78/96	87-88	Walker, Tony (LB) SE Mo. St.....	92	90-93
Thorpe, Graphonso (WR) Florida St.....	1507	Wallace, Jackie (S) Arizona.....	20	75-76
*Thurston, Fred (G) Valparaiso.....	6458	Walls, Raymond (DB) So. Miss.....	4201
Tipton, Zurlon (RB) Central Michigan.....	37	14-15	Walsh, Steve (QB) Miami.....	499
Togiai, Noah (TE) Oregon State.....	8620	Walters, Troy (WR) Stanford.....	86	02-05
Toler, Greg (DB) St. Paul's College.....	28	13-15	Ward, Jihad (DT) Illinois.....	51	18-19
Tolzien, Scott (QB) Wisconsin.....	16	16-17	Ward, Jim (QB) Gettysburg.....	16	67-69
Tomberlin, Pat (T) Florida St.....	68	89-90	Warren, Lamont (RB) Colorado.....	21	94-98
Toner, Ed (RB) Boston Col.....	28/44	92-94	Washington, Charles (DB) Cameron.....	4689
Tongue, Marco (CB) Bowie St.....	4683	Washington, Joe (RB) Oklahoma.....	20	78-80
Torretta, Gino (QB) Miami.....	297	Washington, Marcus (LB) Auburn.....	53	00-03
Toth, Zollie (RB) LSU.....	36	53-54	Washington, Ronnie (LB) NE Lou.....	5789
Toudouze, Michael (T) TCU.....	75	07-11	Watts, Damon (DB) Indiana.....	36	94-97
Townsend, Deshea (DB) Alabama.....	2310	*Wayne, Reggie (WR) Miami.....	87	01-14
Travis, Ross (TE) Penn State.....	43	17, 19	Weathers, Clarence (WR) Del. St.....	8589
Trent, Morgan (DB) Michigan.....	2611	Webb, J'Marcus (T) West Texas A&M.....	61/73	18, 20
Triplett, Nate (LB) Minnesota.....	54	10-11	Welch, Jim (B) SMU.....	46	60-67
Triplett, Larry (DT) Washington.....	75	02-05	Wells, Mike (DT) Iowa.....	9501
Troup, Bill (QB) S. Carolina.....	12	74, 76-78	Welsh, Jonathan (DE) Wisconsin.....	9905
Trudeau, Jack (QB) Illinois.....	10	86-93	Wentz, Carson (QB) North Dakota State.....	221
Tryon, Justin (DB) Arizona St.....	20	10-11	Werner, Bjoern (LB) Florida State.....	92	13-15
Tuinei, Van (DL) Arizona.....	9698	West, Derek (T) Colorado.....	72	95-97
Tullis, Willie (CB) Troy State.....	42	87-88	Westerman, Jamaal (LB) Rutgers.....	9712
Tupa, Tom (QB) Ohio State.....	792	Whalen, Griff (WR) Stanford.....	17	12-15
Turay, Kemoko (DE) Rutgers.....	57	18-21	Wheeler, Philip (LB) Ga. Tech.....	50	08-11
Turbin, Robert (RB) Utah State.....	33	16-18	White, Blair (WR) Michigan St.....	15	10-11
Turner, Bake (E) Texas Tech.....	3062	White, Bob (B) Stanford.....	2555
Turner, Floyd (WR) N.W. Lou.....	85/88	94-95	White, Brad (DT) Tennessee.....	92	84-85
Turner, Ricky (QB) Wash. State.....	1288	White, D.J. (CB) Georgia Tech.....	3717
Ugoh, Tony (T) Arkansas.....	67	07-09	White, Stan (LB) Ohio State.....	53/54	72-79
*Ulrich, Matt (G) Northwestern.....	69	05-06	White, Will (DB) Florida.....	2193
*Unitas, John (QB) Louisville.....	19	56-72	Whitehurst, Charlie (QB) Clemson.....	615
*Utecht, Ben (TE) Minnesota.....	47/86	04-07	Whiteside, Keyon (LB) Tenn.....	52	03-04
Utt, Ben (G) Georgia Tech.....	64	82-89	Whittington, Bernard (DE) Indiana.....	95	94-00
Van Divier, Randy (T) Washington.....	7981	Widell, Doug (G) Boston College.....	64	96-97
Van Duynne, Bob (G) Idaho.....	67	74-80	Wiegman, Casey (OL) Iowa.....	6896
Vance, Eric (DB) Vanderbilt.....	3702	Wiggins, Jermaine (TE) Georgia.....	8502
Vander Laan, Jason (TE) Ferris State.....	4517	Wilcox, J.J. (S) Georgia Southern.....	3718
Vander Poel, Mark (T) Col.....	72/75	91-92	Wilkerson, Daryl (DE) Houston.....	9281
Vanderbeek, Matt (LB) Mich. St.....	58	90-92	Wilkins, Jordan (RB) Mississippi.....	20/29	18-22
Vanderjagt, Mike (K) W. Va.....	12/13	98-05	*Wilkins, Terrence (WR) Virginia.....	10/80	99-01, 03, 06
Varga, Tyler (RB) Yale.....	3815	Williams, Brandon (TE) Oregon.....	8517
Varty, Mike (LB) Northwestern.....	5175	Williams, Chad (WR) Grambling State.....	1119
Vaughn, Cassius (CB) Mississippi.....	32	12-13	Williams, Chris (DT) Wagner.....	66/95	21-22
Vaughn, Chip (DB) Wake Forest.....	4910	Williams, Duke (S) Nevada.....	3116
Veldheer, Jared (T) Hillsdale.....	6520	Williams, Frankie (CB) Purdue.....	3716
Venuto, Jay (QB) Wake Forest.....	1481	Williams, John (RB) Wisconsin.....	4087
Venzke, Patrick (T) Idaho.....	6504	*Williams, John (G) Minnesota.....	75	68-71
Verdin, Clarence (WR) SW Lou.....	83	88-93	Williams, Jonathan (RB) Arkansas.....	39/33	18-19
Vessels, Billy (RB) Oklahoma.....	2156	Williams, Josh (DT) Michigan.....	96	00-05
Vickers, Kipp (OL) Miami.....	71	93-97	Williams, Kendall (CB) Arizona St.....	4483
*Vinatieri, Adam (K) S. Dakota St.....	4	06-19	Williams, Kerwynn (RB) Utah State.....	3713
Virkus, Scott (DE) San Fran. CC.....	94	84-85	Williams, Kevin (WR) USC.....	2181
*Vogel, Bob (T) Ohio St.....	72	63-72	Williams, Newton (RB) Arizona St.....	3983
Von der Ahe, Scott (LB) Arizona St.....	5197	Williams, Oliver (WR) Illinois.....	86	85-86
*Volk, Rick (DB) Michigan.....	21	67-75	Williams, Payton (DB) Fresno St.....	2800
Vollers, Kurt (T) Notre Dame.....	6005	Williams, Ricky (RB) Texas Tech.....	35	02-03
Vujnovich, Jeremy (T/G) Louisiana College.....	67	16-17	Williams, Sid (LB) Southern.....	6468
Waechter, Henry (DE) Nebraska.....	71	83-84	Williams, Steve (DT) Western Car.....	7474

HISTORY



Williams, Teddy (CB) Texas-San Antonio.....	21	12	Woods, Antwaun (DT) USC.....	96	21
Williams, Trey (RB) Texas A&M.....	40	15	Woods, Al (NT) LSU.....	99	17-18
Williams, Vaughn (DB) Stanford.....	40	84	Woods, Jelani (TE) Virginia.....	80	22
Williams, Warren (RB) Miami.....	44	93	Woods, Mike (LB) Cincinnati.....	59	79-81
Willis, Khari (S) Michigan State.....	37	19-21	Wooten, Tito (DB) NE Louisiana.....	28	99
Willy, Drew (QB) Buffalo.....	16	09	Workman, Vince (RB) Ohio State.....	46	95-96
Wilson, Abu (RB) Utah State.....	37	98	Worsley, Victor (LB) North Carolina.....	51	07
Wilson, Butch (E) Alabama.....	86	63-67	*Wright, George (DT) Houston.....	60/74	70-71
Wilson, Jamie (OL) Marshall.....	71	99	Wright, Johnnie (RB) S.C.-Col.....	38	82
Wilson, Quincy (CB) Florida.....	31	17-19	Wright, Keith (DL) Missouri.....	97	04
Wilson, Tavon (S) Illinois.....	31	20	Wright, Steve (T) Northern Iowa.....	73	83-84
Wilmot, Trevor (LB) Indiana.....	96	95	Wright, Terry (DB) Temple.....	27/40	87-88
Windauer, Bill (DT) Iowa.....	65	73-74	Ya-Sin, Rock (CB) Temple.....	34/26	19-21
Windsor, Rob (DT) Penn State.....	93	20	Yeboah-Kodie, Phil (LB) Penn St.....	57	96
Wingate, Elmer (E) Maryland.....	84/89	53	Yohn, Dave (C) Gettysburg.....	51	62
Winkler, Jim (T) Texas A&M.....	76/79/84	53	Young, Anthony (DB) Temple.....	37	85
Winn, Billy (DT) Boise State.....	99	15	Young, Buddy (B) Illinois.....	22	53-55
Winter, Blaise (DE) Syracuse.....	96	84	Young, Dave (TE) Purdue.....	81/86	83-84
Wisniewski, Leo (NT) Penn St.....	69	82-84	Young, Dick (B) Chattanooga.....	24/31	55-56
Wolford, Will (T) Vanderbilt.....	67	93-95	Young, Freddie (LB) New Mex. St.....	56	88-90
Womble, Royce (RB) N. Texas St.....	26	54-57	Zabel, Steve (LB) Oklahoma.....	58	79
Wonsley, George (RB) Miss. St.....	34	84-88	Zbikowski, Tom (S) Notre Dame.....	28	12
Wood, Mike (K) S.E. Missouri.....	16	81-82	Zgonina, Jeff (DL) Purdue.....	90	98

HISTORY



The following players and coaches were members of the Baltimore Colts teams that played in the All American Football Conference and then in the NFL during the 1947-1950 seasons.

COACHES

Campofreda, Nick – W. Md.....	1947	Edmonds, Don – Indiana.....	1947	Miner, Wayne – Notre Dame.....	1950
Conkright, Bill – Oklahoma.....	1949	Hewlett, Andy – Davidson.....	1947	O'Rourke, Charlie. – Boston College...	1949
Crow, Clem – Notre Dame.....	1950	Hunt, Joel – Texas A&M.....	1947	Pirro, Rocco – Catholic U.....	1950
Defilippo, Lou – Fordham.....	1948	Isbell, Cecil – Purdue.....	1947-49	Stidham, Tom – Haskell.....	1947-48
Driskill, Walter – Colorado.....	1949	Michalske, Mike – Penn State.....	1949	Taylor, John – Ohio State.....	1947

PLAYERS

Akins, Frank (B) Washington St.....	47	Leonard, Bill (E) Notre Dame.....	54	49
Artoe, Lee (T) Santa Clara, Calif.....	44	Lio, Augie (G) Georgetown.....	37	47
Averno, Sisto (G) Muhlenberg College.....	32	Livingstone, Bob (B) Notre Dame.....	86	50
Barwegen, Dick (G) Purdue.....	31	Madar, Elmer (E) Michigan.....	53	49
Baumgartner, Bill (E) Minnesota.....	29	Maggioli, Achille (B) Notre Dame.....	80	50
Bechtol, Hub (E) Texas.....	57	Marino, Vic (G) Ohio State.....	34	47
Beson, Warren (C) Minnesota.....	32	Maves, Earl (B) Wisconsin.....	48	48
Berezney, Pete (T) Notre Dame.....	47	Mayne, Lew (B) Texas.....	88	48
Black, John (B) Mississippi State.....	85	Mazzanti, Gino (B) Arkansas.....	83	50
Blanda, George (QB) Kentucky.....	64	McCormick, Len (C) Baylor.....	28	48
Blandin, Ernie (T) Tulane.....	41	Mellus, John (T) Villanova.....	48	47-49
Blount, Lamar (E) Mississippi St.....	59	Mertes, Bus (B) Iowa.....	73	47-48
Brown, Hardy (LB) Tulsa.....	73	Meyer, Gil (E) Wake Forest.....	55	47
Buksar, George (B) Purdue, USF.....	77	Mobley, Rudy (B) Hardin-Simmons.....	81	47
Burk, Adrian (QB) Baylor.....	68	Murray, Earl (G) Purdue.....	30	50
Campbell, Leon (B) Arkansas.....	78	Mutryn, Chet (B) Xavier.....	81	50
Case, Ernie (B) UCLA.....	67	Nelson, Bob (C) Baylor.....	28	50
Castiglia, Jim (B) Georgetown.....	29	Nemeth, Steve (B) Notre Dame.....	48	47
Coleman, Herb (C) Notre Dame.....	22/29	Noland, Don (C) Minnesota.....	22	47
Collins, Albin (B) LSU.....	88	North, John (E) Vanderbilt.....	55	48-50
Colo, Don (T) Brown.....	45	Nowaskey, Bob (DE) Washington.....	52	48-50
Cooper, Ken (C) Vanderbilt.....	33	Oristaglio, Bob (E) Penn.....	57	50
Corley, Elbert (C) Mississippi State.....	22	O'Rourke, Chas. (B) Boston Col.....	66	48-49
Cowan, Bob (C) Indiana.....	83	Owens, Jim (E) Oklahoma.....	59	50
Crisler, Hal (E) San Jose State.....	56	Page, Paul (B) SMU.....	88	49
Cure, Armand (B) Rhode Island.....	62	Perina, Bob (B) Princeton.....	84	50
Davis, Lamar (E) Ga. Tech.....	51	Perpich, George (T) Georgetown.....	48	47
Dellerba, Spiro (B) Ohio State.....	71/77	Prohl, Bob (B) Purdue.....	85	48-49
Donovan, Art (DT) Boston Col.....	49/70	Phillips, Mike (C) W. Maryland.....	21	47
Dudish, Andy (B) Georgia.....	88	Poole, Oliver (E) Mississippi.....	54	48
Faunce, Everett (B) Minnesota.....	29	Prewitt, Felto (C) Tulsa.....	20	49
Filchock, Frank (B) Indiana.....	64	Rich, Herb (B) Vanderbilt.....	87	50
Fletcher, Arthur (E) Washburn.....	53	Ruthstrom, Ralph (B) SMU.....	84	49
Fowler, Aubrey (B) Arkansas.....	80	Salata, Paul (E) USC.....	51	50
French, Barry (G) Purdue.....	35	Schweder, John (G) Penn.....	37/66	50
Galvin, John (B) Purdue.....	63	Schwenk, Bud (B) Wash. U.....	40/64	47
Gambino, Lucien (B) Maryland.....	77/89	Sidorik, Alex (T) Miss. St.....	44	48-49
Garrett, Bill (G) Miss. St.....	30	Sigurdson, Sig (E) Lutheran.....	56	47
Getchell, Gorham (E) Temple.....	59	Simmons, Jack (G) Detroit.....	32	48
Gillory, Byron (B) Texas.....	87	Sinkwich, Frank (B) Georgia.....	76	47
Grain, Ed (G) Penn.....	33/45	Smith, Joe (E) Texas Tech.....	56	48
Grossman, Rex (B) Indiana.....	74	Spaniel, Frank (B) Notre Dame.....	85	50
Groves, George (G) Marquette.....	37	Spavital, Jim (B) Okla. A&M.....	76	50
Handley, Dick (C) Fresno State.....	24	Spinney, Art (G) Boston College.....	53	50
Hekkers, George (T) Wisconsin.....	44	Sprull, Jim (T) Rice.....	46	48-49
Higgins, Luke (G) Notre Dame.....	31/32/38	Stewart, Ralph (C) Missouri-N.D.....	20	48
Hillenbrand, Bill (B) Indiana.....	82	Stone, Bill (B) Bradley.....	82	49-50
Jagade, Harry (B) Indiana.....	76	Sylvester, John (B) Temple.....	83	48
Jenkins, Jon (T) Dartmouth.....	47	Terrell, Ray (B) Mississippi.....	83	47
Jensen, Bob (E) Iowa State.....	54	Tillman, Alonzo (C) Oklahoma.....	22	49
Jones, Ralph (E) Alabama.....	52	Tittle, Y.A. (QB) LSU.....	63	48-50
Kasap, Mike (T) Illinois.....	46	Trebotich, Ivan (B) St. Mary's.....	77	47
Kelly, Bob (B) Notre Dame.....	89	Vacanti, Sam (B) Nebraska.....	67/69	48-49
King, Ed (G) Boston College.....	34	Vardian, John (B) Ft. Pierce.....	87	47-48
Kingery, Wayne (B) LSU.....	80	Wedemeyer, Herman (B) St. Mary's.....	87	49
Kissell, Vito (B) Holy Cross.....	72	Williams, Joel (E) Texas.....	22	50
Klug, Al (T) Marquette.....	38/41	Williams, Windell (E) Rice.....	53	48
Kodba, Joe (C) Purdue.....	28	Wright, John (B) Maryland.....	71	47
Konetsky, Floyd (E) Florida.....	54	Yokas, Frank (G) Great Lakes NTS.....	30	47
Landrigan, Jim (T) Holy Cross-Dartmouth.....	59	Zalejski, Ernie (B) Notre Dame.....	89	50
Leicht, Jake (B) Oregon.....	81	Zorich, George (G) Northwestern.....	33	47



ALL-TIME JERSEY NUMBERS

Based on players with game participation or included on active game-day rosters. De-activated or inactive gameday players are included. Asterisk (*) denotes pre-1953 Colts

- 1** Matt Bryant, Parris Campbell, Pat McAfee, Dan Miller (4)
- 2** Raul Allegre, Tim Brown, Brian Hoyer, Josh Johnson, Toni Linhart, Matt Ryan, Rigoberto Sanchez, Boris Shlapak, Gino Torretta, Carson Wentz (10)
- 3** Rodrigo Blankenship, Mike Cofer, Joe Hamilton, Rohn Stark, Matt Stover, Ryan Lindley (6)
- 4** Dean Biasucci, Mike Bragg, Sam Ehlinger, Jim Harbaugh, Adam Vinatieri, Steve Walsh (6)
- 5** Dean Biasucci, Travis Brown, Kerry Collins, Craig Colquitt, Josh Freeman, Stephon Gilmore, Blair Kiel, Chase McLaughlin, Steve Mike-Mayer, Drew Stanton (10)
- 6** Ryan Allen, Michael Badgley, Jose Cortez, Matt Haack, Steve Jordan, Chad Kelly, Dan Orlovsky, Charlie Whitehurst (8)
- 7** Jacoby Brissett, Craig Erickson, Martin Gramatica, Rusty Hilger, Gary Hogeboom, Brock Huard, Danny Kight, Bert Jones, Don Majkowski, Chase McLaughlin, Stephen Morris, Curtis Painter, Tom Tupa (13)
- 8** Shane Andrus, Chandler Harnish, Matt Hasselbeck, Mark Reed, Roderick Robinson, Sean Salisbury, Rigoberto Sanchez (7)
- 9** Jason Baker, Kerry Brady, Jacob Eason, Nick Foles, Mike Garrett, Mark Herrmann, Brad Kaaya, Bill Ransdell (8)
- 10** Doug Brien, Wendell Davis, Bucky Dilts, Daurice Fountain, Martin Gramatica, David Humm, George Hunt, Kaipo McGuire, Donte Moncrief, Doug Nussmeier, Nathan Palmer, Dezmon Patmon, Courtney Roby, Art Schlichter, Taj Smith, Mark Stock, Jack Trudeau, Terrence Wilkins (18)
- 11** Donnie Avery, Quan Bray, Deon Cain, JaJuan Dawson, Bob Gagliano, Jeff George, Anthony Gonzalez, Ryan Grant, David Humm, Paul Justin, Greg Landry, Josh Lenz, Ed Luther, Kaipo McGuire, Jack Mildren, Michael Pittman Jr., Ricky Proehl, Mike Quinn, Cory Sauter, Chad Williams (20)
- 12** Kerwin Bell, Quan Cosby, Joe Ferguson, Jerry Golsteyn, Jim Harbaugh, DeMichael Harris, Rusty Hilger, Desmond Kitchens, Matt

- Kofler, Andrew Luck, Jim Sorgi, Don Strock, Jim Bob Taylor, Bill Troup, Ricky Turner, Mike Vanderjagt (16)
- 13** T.Y. Hilton, Kelly Holcomb, Sean Salisbury, Mike Vanderjagt (4)
- 14** Jess Atkinson, Cary Blanchard, Ed Brown, Marty Domres, Sam Giguere, Matt Hazel, Billy Joe Hobert, Lamar McHan, Hakeem Nicks, Terry Nugent, Zach Pascal, Alec Pierce, Tom Ramsey, George Shaw, Jay Venuto (15)
- 15** K.J. Brent, LaVon Brazill, Parris Campbell, Keke Coutee, Gary Cuzzo, Chris Doering, Phillip Dorsett, Jerry Golsteyn, Adam Herzung, Dontrelle Inman, Isaac Jones, Mike Kirkland, Earl Morrall, Freddie Scott, Tony Simmons, Mark Stock, Crapponso Thorpe, Blair White (18)
- 16** Josh Cribbs, Ashton Dulin, Marcus Johnson, Joey Kent, Bobby Olive, Chad Plummer, Dave Rayner, Da'Rick Rodgers, Mark Rypien, Cory Sauter, Scott Tolzien, Jim Ward, Drew Willy, Mike Wood (14)
- 17** Kamar Aiken, Ray Brown, Chris Chandler, Austin Collie, Fred Enke, Devin Funchess, Chris Gardocki, Sam Havrilak, Steve Ishmael, Lamar McHan, Philip Rivers, Hunter Smith, Tevaun Smith, Mike Strachan, Griff Whalen (15)
- Eugene Benhart, Ben Bronson, Cotton Davidson, Dick Flowers, Dick Horn, Nate Jacquet, Gary Kerkorian, Peyton Manning, Browning Nagle, Bobby Olive, Mike Pangel RETIRED FOR PEYTON MANNING (11)
- Cotton Davidson, Jack DelBello, John Unitas RETIRED FOR JOHN UNITAS (3)
- 20** Albert Bentley, Jeff Burris, Darius Butler, Nick Cross, Milt Davis, Austry Denson, Mike Doss, Jim Harness, Bob Harrison, John Hermann, Mike Holmes, Dante Hughes, Jerry Logan, Len Neal, Ricky Porter, *Felto Prewitt, Dean Renfro, T.J. Rushing, *Ralph Stewart, George Talianferro, Justin Tryon, Joe Walker, Jackie Wallace, Joe Washington, Jordan Wilkins (25)
- 21** Jalil Brown, Walter Bryan, Cotton Davidson, Vontae Davis, Art DeCarlo, Shaun Draughn, Walt Harris, Nyheim

Hines, John Holt, Tom Keane, Justin King, Brian Lattimore, Paul Miranda, Zack Moss, Mustafah Muhammad, Dick Nyers, *Mike Phillips, George Radachowsky, Bob Sanders, Thomas Smith, Kevin Thomas, Aundra Thompson, Billy Vessels, Rick Volk, Lamont Warren, Will White, Kevin Williams, Teddy Williams (28)



*Herb Coleman, *Elbert Corley, *Don Nolander, *Alonzo Tillman, *Joel Williams, Buddy Young RETIRED FOR BUDDY YOUNG (6)

- 23** Kenny Daniel, Vontae Davis, Art DeCarlo, Keith Elias, Frank Gore, Leonard Humphries, Tim Jennings, Anthony Johnson, Terrance Johnson, Jack Maitland, Detric Mathis, Don McCauley, Alvin Moore, Kenny Moore II, James Munro, Bruce Plummer, Louchee Purifoy, Carl Taseff, Al Afaalava (19)



Larry Coutre, *Dick Handley, Lenny Moore, Dick Young RETIRED FOR LENNY MOORE (4)

- 25** Larry Asante, Robert Blackmon, Tom Bleick, Jalil Brown, John Call, Tony Carter, Michael Coe, Tom Curtis, Nesby Glasgow, Nick Harper, Alex Hawkins, Cornell Holloway, Ronald Humphrey, Marlon Mack, Ray Oldham, Jerraud Powers, Chris Rainey, Patrick Robinson, Don Shula, Rodney Thomas II, Bob White (21)

- 26** Kim Anderson, Waiane Bacon, Pat Ballage, Vick Ballard, Tony Blevins, Dewell Brewer, Rodregis Brooks, Clayton Geathers, David Gibson, Alan Grant, Carlton Gray, Wendell Harris, Kelvin Hayden, Jermale Hines, Delano Howell, Dion Lewis, KeLenny Lyles, Detric Mathis, Rodney McLeod Jr., Prince Miller, Ed Mioduszewski, Lydell Mitchell, Mewelde Moore, Preston Pearson, Shaun Prater, Mike Sommer, Craig Swoope, Morgan Trent, Royce Womble, Rock Ya-Sin (30)

- 27** Lance Ball, Rico Clark, Preston Davis, Curtis Dickey, Hubert Ginn, Josh Gordy, Cliff Groce, Winston Guy, Nate Hairston, Darryl Hemphill, Von Hutchins, Tim Jennings, Jacob Lacey, Tom Matte, David Macklin, Arnold Mickens, Henry Moore, R.C. Owens, Ray Perkins, D'Vonte Price, Thomas Randolph, Xavier Rhodes, Howard Stevens, Keith Taylor, Terry Wright (25)



- 28** Idrees Bashir, Brieann Boddy-Calhoun, Stevie Brown, Lee Davis, Marshall Faulk, Cleveland Franklin, Perry Griggs, Dwight Harrison, Marlin Jackson, *Joe Kodba, Jordan Lucas, Mike Lush, *Len McCormick, Bo Metcalf, Chuckie Miller, Chris Milton, *Bob Nelson, Jimmy Orr, Howard Satterwhite, Cotton Speyrer, Jonathan Taylor, Jordan Todman, Greg Toler, Ed Toner, Payton Williams, Tito Wooten, Tom Zbikowski (27)
- 29** Mike Adams, Joseph Addai, Don Alley, *Bill Baumgartner, Jason Belser, *Jim Castiglia, *Herb Coleman, Sean Davis, Eric Dickerson, Jitter Fields, Ben Garry, Brian Herosian, Dwight Hicks, Malik Hooker, Robert Hughes, Joseph Jefferson, Marshall Johnson, Mark Kafentziz, Will Redmond, Jordan Wilkins (20)
- 30** Larry Anderson, Marvin Carver, David Caldwell, Joe Cribbs, Clifton Dawson, DeDe Dorsey, Justin Forsett, Willie Franklin, *Bill Garrett, Ron Gardin, Lennox Gordon, Derwin Gray, Marshay Green, Alvin Haymond, John Huzvar, LaRon Landry, Phillip Lindsay, Rashaan Melvin, *Earl Murray, Doug Nettles, George Odum, Hubert Oliver, Dominic Rhodes, D'Joun Smith, Shyrone Stith, Donald Strickland, Bake Turner, Abu Wilson, *Frank Yocas (29)
- 31** Michael Ball, *Dick Barwegan, Dick Bielski, Donald Brown, Jalil Brown, Kory Chapman, Leonard Coleman, Antonio Cromartie, Cliff Crosby, Zachary Dixon, Perry Lee Dunn, Mike Echols, Brandon Facyson, Derrick Frazier, *Luke Higgins, Harry Hugasian, Jimmy Lesane, Robbie Martin, Dewey McDonald, Chuck McMillan, Buck McPhail, Mustafah Muhammad, Nelson Munsey, Billy Pricer, Keiwan Ratliff, Burrell Shields, Steve Stonebreaker, Duke Williams, Quincy Wilson, Tavon Wilson, Dick Young (31)
- 32** Colt Anderson, *Sisto Averno, *Warren Beson, Julian Blackmon, Ken Clark, Jalen Collins, Nate Craddock, Zack Crockett, Mike Curtis, Darren Evans, T.J. Green, Mike Hart, *Luke Higgins, Edgerrin James, Joe Don Looney, Arthur Maulet, Randy McMillan, Robert O'Neal, *Jack Simmons, Mark Smolinski, Cassius Vaughn (21)
- 33** Abdul-Karim al-Jabbar, Ashley Ambrose, Vick Ballard, Melvin Bullitt, Ibraheim Campbell, *Ken Cooper, Curtis Dickey, Dallis Flowers, *Ed Grain, Cliff Groce, Randy Hall, Craig Heyward, Eddie Hinton, Bryant Jones, BoPete Keyes, Tony Loric, Dwight Lowery, Dominic Rhodes, Robert Turbin, Jonathan Williams, *George Zorich (21)
- 34** Bob Baldwin, Ray Buchanan, Delone Carter, Terry Cole, Jeff Delaney, Jason Doering, Josh Ferguson, Matt Jones, *Ed King, Ron Lee, *Vic Marino, Leeland McElroy, Jeremy McNichols, Mike Mitchell, Monty Montgomery, Tom Nowatzke, Bruce Perkins, Joe Perry, Trent Richardson, Josh Robinson, Isaiah Rodgers Sr., T.J. Rushing, George Wonsley, Rock Ya-Sin (24)
- 35** Alan Ameche, Ran Carthon, Conrad Clarks, Rodney Culver, Akeem Davis, Ted Davis, Pierre Desir, Glenn Doughty, Jim Duncan, *Barry French, Ken Hamlin, Steven Hall, Deon Jackson, Joe Lefeged, J.W. Lockett, Darryl Morris, Dwayne O'Steen, Roosevelt Potts, Tate Randle, Keiwan Ratliff, Chad Simpson, Tremon Smith, Josh Thomas, Ricky Williams (24)
- 36** Don Anderson, John Andrews, John Baylor, Barry Brown, Norm Bulaich, Ibraheim Campbell, Jim Finn, Don Hardeeman, Daniel Herron, Josh Jones, Deji Karim, Kenton Keith, Tom Lopienski, Chris McLemore, Corey Moore, Bill Pellington, Dexter Reid, Chris Rucker, Zollie Toth, Damon Watts (20)
- 37** Ocie Austin, Chuck Banks, Chad Cota, Jake Funk, Chris Goode, *George Groves, D.J. Killings, Brandon King, *Augie Lio, Anthony Madison, Melwede Moore, Joe Ordruna, Reggie Pinkney, Lenzy Pipkins, Mike Richardson, *John Schweder, Zurlon Tipton, Eric Vance, D.J. White, J.J. Wilcox, Frankie Williams, Kerwyn Williams, Khari Willis, Anthony Young (24)
- 38** Sergio Brown, Tony Brown, T.J. Carrie, Eugene Daniel, *Luke Higgins, John Huzvar, Charles James II, *Al Klug, Ryan Lewis, Christine Michael, Mike Newton, Bill Olds, Tyrone Poole, Dominic Rhodes, Jerome Sapp, Tyler Varga, Johnnie Wright (17)
- 39** Darrell Baker Jr., Cornelius Brown, John Covington, Josh Ferguson, Anthony Floyd, Brandon Foster, Hubert Ginn, Tay Glover-Wright, Stanley Havili, Victor Jackson, Richard Jones, Emmanuel McDaniel, Mike Prior, Paul Shields, Marvin Sims, Detron Smith, Marvell Tell III, Jonathan Williams, Newton Williams (19)
- 40** Darius Anderson, Pat Ballage, Bobby Boyd, Tom Kalmanir, Bruce Laird, Bob Leberman, Brian Leigeb, Jack Maitland, Ronald Martin, Ray McElroy, Chris Milton, Sheldon Price, Wilson Schwenk, Jamie Silva, Eric Smedley, Jesse Thomas, John L. Williams, Trey Williams, Vaughn Williams, Terry Wright (20)
- 41** Jahleel Addae, Antoine Bethea, Cory Bird, Matthias Farley, Farrod Green, Jim Harness, *Al Klug, Tom Matte, Eric Patterson, John Simmons, Jack Simpson, Jesse Stone, Grant Stuard, Avatus Thomas (14)
- 42** Gordon Brown, Brannon Condren, Jason David, Jerome Felton, Clayton Geathers, Nick Graham, George Harold, Derrick Hatchett, Tommy James, Keith Lee, Corey Lynch, Ric Mathias, Tom Maxwell, Dave McCloughan, Rolan Milligan, Kenny Moore II, Lloyd Mumford, Charlie Pittman, Roosevelt Potts, Andrew Sendejo, Detron Smith, Willie Tullis, Raymond Walls (23)
- 43** Brian Allen, Chris Carter, Tashard Choice, Trevor Denbow, Aaron Francisco, Matt Giordano, Scott Greene, Lonnie Hepburn, Malik Jefferson, Vance Joseph, Ed Kovac, Harold Lewis, Lenny Lyles, Kevin McDougal, Frank Middleton, Anthony Parker, Jim Perryman, Tim Rudnick, Norm Thompson, Ross Travis (20)
- 44** Gerald Allen, *Lee Artoe, Lyle Blackwood, Ahmad Bradshaw, Maurice Carthon, Dallas Clark, Zaire Franklin, Owen Gill, *George Hekkers, Steve Henry, Chris Hetherington, Darick Holmes, Sid Justice, Rex Kern, Tim Manoa, Antonio Morrison, Roland Moss, Wes Ours, Bert Rechichar, John Sample, *Al Sidorik, Ed Toner, Kendall Williams, Warren Williams (24)
- 45** James Burroughs, *Don Colo, Craig Curry, Carey Davis, L.G. Dupre, *Ed Grain, De'von Hall, Tim Hackett, Ryan Hewitt, Jerry Hill, Ivy Joe Hunter, Henry Krieger-Coble, Luke Lawton, Matt Overton, Mike Siani, Tommy Sims, E.J. Speed, Tony Stargell, Jason Vander Laan (19)
- 46** Kantray Barber, Colin Cloherty, Leonard Dunlap, Dominique Jones, *Mike Kasap, Luke Rhodes, Bryant Salter, *Jim Spruill, George Streeter, Spencer Thomas, Marco Tongue, Charles Washington, Jim Welch, Vince Workman (14)
- 47** Billy Austin, Tim Baylor, *Peter Berezny, Larry Brazier, Anthony Chesley, Dexter Clinkscale, Leonard Coleman, Jerome Collins, Darrell Daniels, Bob Felts, Gary Glick, Jermaine Hampton, *Jon Jenkins, Ryan Mahaffey, Jim Martin, Freddie Robinson, Gijon Robinson, Forrest Rhyne, John Sample, Weslye Saunders, Charlie Stukes, Shakial Taylor, Ben Teucht, Clive Walford (24)
- 48** Mark Bell, Bob Clemens, Larry Conjar, Donnie Dee, Nikola Kalinic, Roosevelt Leaks, *John Mellus, Dan Moore, Deiontrez Mount, Kyle Nelson, Don Nottingham, Darnell Sankey, Justin Snow (13)



- 49** Matthew Adams, Jason Burleson, Joe Dean Davenport, Najeh Davenport, *Art Donovan, Chris Gronkowski, Amarlo Herrera, Mike Jones, David Lee, Mike McCloskey, Pete Mitchell, *Steve Nemeth, Cliff Odom, *George Perpich, Josh Perry, James Pruitt, *Al Sidork, David Tate (18)
- 50** Elijah Alexander, Trevor Bates, Duane Bickett, Forrest Blue, Rocky Boiman, Bill Curry, Brad Ecklund, Grant Feasel, Joe Federspiel, Jerrell Freeman, Joe Harris, Justin Houston, Deon King, Larry Moore, Dan Neal, Buzz Nutter, Segun Olubi, Geoff Reece, Bill Saul, David Thornton, Anthony Walker, Philip Wheeler (22)
- 51** Pat Angerer, Trev Alberts, Chip Banks, Tony Bertuca, Jeff Brady, *Lamar Davis, Greg Favors, Gilbert Gardner, Phillip Glover, Bob Grant, Kevin Hancock, Ricky Jones, Bill Laskey, Sio Moore, Mike Morton, Henoc Muamba, Eric Naposki, Calvin O'Neal, Bob Ontko, Mike Ozdowski, Kwity Paye, Ron Rogers, *Paul Salata, Jordan Senn, John Simon, Mike Strofolino, Ratcliff Thomas, Mike Varty, Scott Von der Ahe, Jihad Ward, Victor Worsley, Dave Yohn (32)
- 52** Ben Banogu, Greg Bracelin, Ricky Chatman, Buster Davis, A.J. Edds, Randy Edmunds, Cody Glenn, Najee Goode, Lee Gross, Ramon Guzman, D'Quell Jackson, *Ralph Jones, Mike Kaczmarek, Tom MacLeod, Barkevious Mingo, Steve Morrison, Dan Murray, Robbie Nichols, *Bob Nowaskey, Mike Peterson, Scott Radecic, George Radosevich, Brian Ratigan, Kelvin Sheppard, Ed Smith, Dick Szymanski, Keyon Whiteside (27)
- 53** Brandon Archer, Michael Barber, Tom Beutler, Sammie Burroughs, Paul Butcher, Chris Carter, Kavell Conner, Ray Donaldson, *Arthur Fletcher, Dennis Gaubatz, Edwin Jackson, Steve Justice, Shaquille Leonard, *Elmer Madar, Butch Maples, Keith O'Neil, *Art Spinney, Marcus Washington, Stan White, *Windell Williams (20)
- 54** Phillip Armour, Bill Benjamin, Zac Diles, Tom Goode, Mario Harvey, Jeff Herrod, Fred Hoaglin, Andrew Jackson, *Bob Jensen, Freddy Keiaho, *Floyd Konetsky, *Bill Leonard, Dayo Odeyingbo, David Parry, *Oliver Poole, Butch Riley, Sanders Shiver, Ahmad Thomas, Donnell Thompson, Nate Triplett, Anthony Walker, Stan White (22)
- 55** Jackie Burkett, Victor Butler, John Campbell, Quentin Coryatt, Dan Dickel, Johnathan Goddard, Sean Harris, Mario Harvey, Justin Hickman, Nate Irving, Khalid Kareem, Barry Krauss, Cassius Marsh, *Gil Meyer, Sio Moore, Skai Moore, *John North, Stu O'Dell, Shaun Phillips, Kendyll Pope, Ron Porter, Leo Sanford, Clint Session, Ernie Sims, Sean Spence, Ratcliff Thomas (26)
- 56** Daniel Adongo, Akeem Ayers, Tony Bennett, *Hal Crisler, Jermaime Grace, Ed Grimsley, Tjuan Hagler, Dwight Hollier, LaMonte Hunley, Brian Jones, Scott Lutrus, Vernon Maxwell, Ray May, Quenton Nelson, Tupe Peko, Ryan Phillips, Spencer Reid, Danny Rhodes, Andre Royal, *Sig Sigurdson, Ed Simonini, *Joe Smith, Fredd Young (23)
- 57** Dave Ahrens, *Hub Bechtol, Kevin Bentley, Bertrand Berry, Jon Bostic, Jerry Brown, Brian Bulluck, JoJo Domann, Dylan Gandy, Dallas Hickman, Mike Humiston, Devon McDonald, Josh McNary, Ken Mendenhall, Adrian Moten, Jim Nelson, *Bob Oristaglio, Pat Snyder, Kemoko Turay, Ronnie Washington, Phil Yeboah-Kodie (21)
- 58** Tarell Basham, Gary Brackett, Mark Cannon, Trent Cole, Cedric Figaro, Moise Fokou, Steve Hathaway, Steve Heimkreiter, June James, Jay Leeuwenburg, Orlando Lowry, Derrel Luce, Ed Mooney, Bobby Okereke, Glen Redd, Glen Sanders, Andy Studebaker, Matt Vanderbeek, Steve Zabel (19)
- 59** Rufus Alexander, *Lamar Blount, Stan Cherry, Jim Cheyanski, Jeremiah George, *Gorham Getchell, Jordan Glasgow, Stephen Grant, Rob Holmberg, Ramon Humber, Matt Jaworski, Cam Johnson, Jason Johnson, Cato June, *Jim Landrigan, Kurt Larson, Orlando Lowry, Cameron McGrone, Ifeadi Odenigbo, *Jim Owens, Carroll Phillips, Brad Saar, Andy Studebaker, Mike Woods (24)
- 60** Sisto Averno, Ron Baker, Mark Boggs, Jeff Charleston, Jake Eldrenkamp, Joe Iorio, Jason Johnson, Lance Louis, Dan McQuaid, Gary Padjen, Gene Pepper, George Preas, Jim Raiff, Dave Simonson, Bradley Sowell, Kurt Vollers, George Wright (17)
- 61** Don Bailey, Dick Barwegan, Josh Chapman, Anthony Fabiano, Wiley Feagin, Marsharne Graves, Trevor Hutton, Cornelius Johnson, Lou Krouac, Dan Klecko, Tony McCoy, Rob Murphy, Jack Patera, Jeris Pendleton, Robert Pratt, Adam Redmond, Jamey Richard, Zeke Smith, J'Marcus Webb (19)
- 62** George Achica, Alex Agase, Brian Baldinger, Le'Raven Clark, Jeff Criswell, *Armand Cure, Wesley French, Khaled Holmes, Ken Huff, Ellis Johnson, Palmer Pyle, Chris Reed, Glenn Ressler, A.Q. Shipley, Don Thorp (15)
- 63** Josh Andrews, Mike Barnes, Brian Blados, Austin Blythe, Norman Davis, *John Galvin, Nat Hudson, Mark Kirchner, Steve Knight, Kirk Lowdermilk, Danny Pinter, Gerry Raymond, Jeff Saturday, A.Q. Shipley, Art Spinney, *Y.A. Tittle, Isaiah Williams (17)
- 64** *George Blanda, Larry Chester, Dillon Day, Rick DeMulling, *Frank Filchock, Mark Glowinski, Bill Kirchiro, Trevor Matich, Marv Matuszak, Jamon Meredith, Garin Patrick, Kelcy Quarles, Samson Satele, Bo Schobel, *Wilson Schwenk, Ed Sharkey, John Shinnars, Darin Shouthers, David Taylor, Fred Thornton, Ben Utt, Doug Widell, Sid Williams (23)
- 65** Thomas Austin, Jim Bailey, Joey Banes, Tyreek Burwell, Ellis Gardner, Frank Giannetti, Kellen Heard, Glenn Hyde, Bill Koman, Ron Kostelnik, Ryan Lilja, Eric Mahlum, Carl Mauck, Jack McClendon, Jim Merritts, Brandon Miller, Jimmy Moore, Steve Myhra, Joel Patten, Dave Pear, Bill Pellington, Kristjan Sokoli, Jared Veldheer, Patrick Venzke, Bill Windhauer (25)
- 66** Eric Cheatham, Eugene Chung, Elmer Collett, Chris Conlin, Kyle DeVan, Trai Essex, Chris Foote, Clifton Geathers, Steve Hardin, Bill Lange, Greg Marshall, *Charles O'Rourke, Charley Robinson, *John Schweder, Don Shinnick, Ian Silberman, Ron Solt, Donald Thomas, Chris Williams (19)
- 67** Evan Boehm, Roger Caron, *Ernie Case, Jim Colvin, Doug Eggers, Stan Eisenhooth, Dan Grimm, Lawrence Guy, Thomas Houchin, Lynn Larson, Jack Linn, Monte Lee, Jason Mathews, Andrew McDonald, T.Y. McGill, Dale Mommelaar, Tom Myslinski, Hans Olsen, Ron Plantz, Mike Tepper, Arland Thompson, Tony Ugho, *Sam Vacanti, Bob Van Duyne, Jeremy Vujnovich, Will Wolford (26)
- 68** Willie Broughton, *Adrian Burk, Milt Carthens, Eric Foster, Jeff Hart, Joey Hunt, Kyle Kalis, Josh Mallard, Dennis Nelson, Garin Patrick, John Ray, Caraan Reid, Tom Ricketts, Alex Sandusky, Matt Slauson, Jason Stewart, Martin Tevaseu, Pat Tomberlin, Casey Wiegmann (19)
- 69** Sid Abramowitz, Deyshawn Bond, Randy Dixon, Ben Gilbert, John Gill, Wade Griffin, Will Holden, Winston Justice, Jim Newton, Quinn Ojinnaka, Pete Pierson, Matt Pryor, Hugh Thornton, Matt Ulrich, Leo Wisniewski (15)



Art Donovan RETIRED FOR ART DONOVAN (1)

HISTORY



71 Jon Blackman, Kevin Call, *Spiro Dellerba, Ryan Diem, Denzelle Good, Xavier Nixon, Mike Odzowski, Gery Palmer, Ted Peterson, Glenn Robinson, Dan Sullivan, Kipp Vickers, Henry Waechter, Jamie Wilson, *John Wright (15)

72 Karl Baldischwiler, Shane Bonham, Vincent Burns, Kevin Call, Fred Cook, Pat Cunningham, Byron Darby, Steve Durham, Mike Fultz, Jonothan Harrison, Brandon Hicks, Corey Hilliard, Garry Howe, *Vito Kissell, Joe Lewis, Jeff Linkenbach, Jack Little, Larry Moore, Luke Owens, Mike Person, George Radosevich, Tim Ridder, Braden Smith, Mark Vander Poel, Bob Vogel, Derek West (26)

73 Richard Amman, Sam Ball, *Hardy Brown, Joe Campanella, Cleveland Crosby, Julien Davenport, Ron Fernandes, Rusty Ganas, Ed George, Tom Gilburg, Joe Haeg, Dennis Kelly, Joe Klecko, Steve Knight, Adam Meadows, *Bus Mertes, Zefross Moss, Seth Olsen, Kelsey Quarles, Jake Scott, Lebron Shields, Jamie Thomas, J'Marcus Webb, Steve Wright (24)

74 Sid Abramowitz, Rashod Berry, Bob Brotzki, Roger Caron, Anthony Castonzo, Khalil Davis, Tom Drougas, Chris Gambol, Joaquin Gonzalez, *Rex Grossman, Ken Jackson, Waverly Jackson, Charlie Johnson, Jason Mathews, Ken Novak, Dave Rowe, Bill Schultz, Steve Scullio, Billy Ray Smith, Steve Williams, George Wright (21)

75 Troy Auzenne, Jim Colvin, Terry Crouch, Will Fries, Cecil Gray, Chaz Green, Geneo Grissom, Shawn Harper, Chris Hinton, Chuck Hinton, George Kunz, Gino Marchetti, Ron Mattes, Mike McGlynn, Jack Mewhort, Iv Pankey, James Parrish, Guy Reese, Joe Schmiesing, Mark Thomas, Michael Toudouze, Larry Tripplett, Mark Vander Poel, John Williams (24)

76 Sam Clancy, Carl Davis, Joe Ehrmann, Dan Federkeil, Makoa Freitas, Marcus Jackson, *Harry Jagade, Anthony Johnson, Don Joyce, Gene Lipscomb, Steve McKinney, Fred Miller, Jim Mills, Kyle Peko, Gerald Petersen, Joe Reitz, Jerome Sally, *Frank Sinkwich, *Jim Spavital, Taylor Stallworth, Tom Tabor, Luke Tenuta, Jim Winkler (23)

79 Justin Anderson, Eli Ankou, Harvey Armstrong, Jim Bailey, Raheem Brock, Andy Ekern, Steve Emtman, Tom Feamster, Greg Fields, Eric Fisher, Shawn Heffern, Todd Herremans, Bernard Holsey, Ben Ijalana, Greg Johnson, Tony Mandarich, Lindsey Mason, Lou Michaels, Bob Myers, Don Morrison, Bubba Paris, Sherman Plunkett, Bernhard Raimann, John Sinnot, Joe Staysniak, Randy Van Divier, Jim Winkler (27)

80 Devin Aromashodu, Aaron Bailey, Jack Bighead, Monte Brethauer, Bill Brooks, Steve Bryant, Trey Burton, Ray Butler, Gail Cogdill, Aaron Cox, Joe Dean Davenport, Coby Fleener, *Aubrey Fowler, Ben Hartsock, Marshall Johnson, *Wayne Kingery, *Achille Maggiori, Mike McNeil, Andy Nelson, Ricky Nichols, Dick Nyers, Jim O'Brien, Jamie Petrowski, Chester Rogers, Ollie Smith, Terrence Wilkins, Jelani Woods (27)

81 Kris Adams, Mo Alie-Cox, Charles Arbuckle, Hank Baskett, Pat Beach, Ordeell Braase, Roger Carr, Brody Eldridge, Carlos Etheredge, Bryan Fletcher, Bernie Flowers, Darrius Heyward-Bey, Krishawn Hogan, Andre Johnson, Joe Jones, *Jake Leicht, Thomas McLemore, *Rudy Mobley, *Chet Nutrym, Billy Newsome, Marcus Pollard, Art Spinney, Devin Street, Dave Young (24)



Raymond Berry, Dan Edwards, *Billy Hillenbrand, *Billy Stone RETIRED FOR RAYMOND BERRY (4)

83 Dwayne Allen, Mack Alston, Bradford Banta, *Bob Cowan, Kylen Granson, Roy Hall, Greg Hawthorne, Ted Hendricks, Anthony Hill, Trevor Insley, Qadry Ismail, Marcus Johnson, Don Joyce, Josh Keur, Greg LaFleur, Bob Langas, Ron Mayo, *Gino Mazzanti, Keli McGregory, Barney Poole, Tim Sherwin, Billy Ray Smith, Brandon Stokley, Andy Stynchula, *John Sylvester, *Ray Terrell, Don Thompson, Clarence Verdin, Mark Walczak (29)

84 Flipper Anderson, Shannon Baker, Tim Berra, Mark Boyer, Randy Burke, Jack Doyle, Ethan Fernea, E.G. Green, Drew Haddad, Jessie Hester, Mark Jackson, Kelley Johnson, Tom Mitchell, Jim Mutscheller, Victor Oatis, *Bob Perina, Neal Petties, Brad Pyatt, *Ralph Ruthstrom, Scott Slutzker, Holden Smith, John Standeford, Jacob Tamme, Mark Walczak, Elmer Wingate, Jim Winkler (26)

85 *John Black, Matt Bouza, Chase Coffman, Ed Cooke, Ken Dilger, Eric Ebron, Mel Embree, Pierre Garcon, Roy Hilton, Darvell Huffmann, Tim Kearse, Jimmie Kennedy, Reggie Langhorne, Ron LaPointe, Dee Mackey, Aaron Moorehead, Dezmon Patmon, *Bob Pfohl, Bob Raba, David Reed, Andre Rison, Mike Roberg, Wesley Saunders, David Shula, Stacey Simmons, *Frank Spaniel, Floyd Turner, Clarence Weathers, Jermaine Wiggins, Brandon Williams (30)

86 Roy Banks, Deion Branch, Monte Brethauer, Justice Cunningham, Hale Hentges, Dontrelle Inman, Matt Lengel, *Bob Livingstone, Sammie Martin, Reese McCall, Eddie Miller, Kyle Miller, Stanley Morgan, Walter Murray, Jerome Pathon, James Pruitt, Tom Santti, Freddie Scott, Dave Sherer, Phil Smith, Brian Stablein, Erik Swoope, Reggie Thornton, Noah Togiai, Ben Utecht, Troy Walters, Oliver Williams, Butch Wilson, Dave Young (29)

87 Elmer Bailey, Mark Bellini, Matt Bouza, Wayne Capers, Raymond Chester, James Coley, Lloyd Colteryah, Sean Dawkins, Lake Dawson, Brian DeRo, Titus Dixon, *Byron Gillyard, James Harbour, Roy Jefferson, Aubrey Linne, James Noble, Chad Plummer, Tracy Porter, *Herb Rich, Jerry Richardson, Willie Richardson, Eugene Riley, Andre Rison, Torrance Small, *John Vardian, Reggie Wayne, *Herman Wedemeyer (27)

88 John Andrews, John Brandes, Monte Brethauer, Kerry Cash, *Albin Collins, *Andy Dudish, Ken Gregory, Marvin Harrison, Bernard Henry, Keith Lester, John Mackey, Robbie Martin, *Lew Mayne, Stanley Morgan, John Mosier, Bob Mrosko, Herb Orvis, *Paul Page, Ricky Thompson, Floyd Turner (20)



*Everett Faunce, *Lucien Gambino, *Bob Kelly, Gino Marchetti, Elmer Wingate, *Ernie Zaleski RETIRED FOR GINO MARCHETTI (6)

90 Mel Agee, Jamaal Anderson, Mark Bell, Steve Emtman, John Haines, Ezra Johnson, Gary Don Johnson, Dan Klecko, Jim Kralh, Kendall Langford, Steve Martin, Sean McNamee, Daniel Muir, Gary Padjen, Monte Rogers, Cory Redding, George Stewart, Hosea Taylor, Mark Thomas, Jeff Zgonina (20)

91 Trevon Coley, Shane Curry, Sheldon Day, Anthony Green, Antony Jordan, Ricardo Mathews, Jonathan Newsome, Yannick Ngakoue, Chukie Nwokorie, Roger Remo, Hassan Ridgeway, Isaac Rochell, Byron Smith, Josh Thomas (14)



*George Buksar, *Spiro Dellerba, Tom Finnen, *Lucien Gambino, Jim Parker, *Ivan Trebotich RETIRED FOR JIM PARKER (6)

78 *Ernie Blandin, *Leon Campbell, Gosder Cherilus, Dick Chorovich, John Diehl, John Dutton, Tim Foley, Tarik Glenn, Jon Hand, Tony Hills, Ryan Kelly, Ray Krouse, Greg Murtha, Steve Parker, Mike Pollak, Simeon Rice, Bubba Smith, Don Thorp (18)



- 92** Chad Bratzke, Kameron Cline, Mike Fultz, Marcus Howard, Jerry Hughes, Margus Hunt, James Hunter, Ed Johnson, Dan Klecko, Mike Labinjo, Jeff Leiding, Curt Maggitt, Anthony McFarland, Steve Morrison, Carl Powell, Thomas Sims, Tony Walker, Bjoern Werner, Brad White, Daryl Wilkerson (20)
- 93** Lionel Barnes, Jason Chorak, Dwight Freeny, Ralph Jarvis, Eric Johnson II, Freddie Joe Nunn, Cliff Odum, Jabaal Sheard, Harry Stanback, Erik Walden, Rob Windsor (11)
- 94** Gary Baldinger, Ervin Baldwin, Jeff Faulkner, Nate Hobgood-Chittick, Montori Hughes, Fletcher Jenkins, Curtis Johnson, Scott Kellar, Zach Kerr, Tyquan Lewis, Joey Mbu, Tony McCoy, Rob Morris, Drake Nevis, Marquise Thomas, Scott Virkus (16)
- 95** Ernie Barnes, Mitchell Benson, Ron'Dell Carter, Travis Davis, Lavar Edwards, Bob Hamm, Johnathan Hankins, Montori Hughes, Skip McClendon, Fili Moala, Earl Okine, David Pugh, Darrell Reid, Chris Scott, Taylor Stallworth, Mike Wells, Bernard Whittington, Chris Williams (18)
- 96** Henry Anderson, Denico Autry, Tyler Brayton, Josh Chapman, Steven Conley, Byron Cowart, Keyunta Dawson, Richard Dent, Bill Elko, Johnathan Goddard, Shawn King, Quintus McDonald, Willis Peguese, Dave Simmons, Don Thorp, Van Tuinei, Josh Williams, Trevor Wilmot, Blaise Winter, Antwaun Woods (20)
- 97** Mario Addison, O'Brien Alston, Quentin Ballard, Cornelius Bennett, James Cannida, Antonio Dixon, Aubrayo Franklin, Art Jones, Frank Mattiace, Al-Quadin Muhammad, Dan Muir, Christian Peter, Quinn Pitcock, Scott Radeccic, Nick Rogers, Kendel Shello, Corey Simon, Jamaal Westerman, Keith Wright (19)
- 98** Johnie Cooks, Dan Footman, Robert Mathis, Tony Siragusa, Sam Sword (5)
- 99** Michael Brandon, DeForest Buckner, Al Fontenot, Justin Houston, Ricky Jean Francois, Antonio Johnson, Ed Johnson, Ryan LaCasse, T.Y. McGill, Al Noga, Mike Pelton, LaJuan Ramsey, Brad Sciola, Lance Teichelman, Donnell Thompson, Jonathan Welsh, Billy Winn, Al Woods (18)



COLTS DRAFT HISTORY

COLTS FIRST ROUND DRAFT CHOICES

1953—Billy Vessels, HB, Oklahoma	1977—Randy Burke, WR, Kentucky	2000—Rob Morris, LB, Brigham Young
1954—Cotton Davidson, QB, Baylor	1978—Reese McCall, TE, Auburn	2001—Reggie Wayne, WR, Miami
1955—George Shaw, QB, Oregon (bonus)	1979—Barry Krauss, LB, Alabama	2002—Dwight Freeney, DE, Syracuse
Alan Ameche, FB, Wisconsin	1980—Curtis Dickey, RB, Texas A&M	2003—Dallas Clark, TE, Iowa
1956—Lenny Moore, HB, Penn State	Derrick Hatchett, CB, Texas	2004—No Selection
1957—Jim Parker, T, Ohio State	1981—Randy McMillan, RB, Pittsburgh	2005—Marlin Jackson, CB, Michigan
1958—Lenny Lyles, HB, Louisville	Donnell Thompson, DE, N. Carolina	2006—Joseph Addai, RB, LSU
1959—Jackie Burkett, C-LB, Auburn	1982—Johnnie Cooks, LB, Mississippi St.	2007—Anthony Gonzalez, WR, Ohio State
1960—Ron Mix, T, Southern Cal	Art Schlichter, QB, Ohio State	2008—No Selection
1961—Tom Matte, HB, Ohio State	1983—John Elway, QB, Stanford	2009—Donald Brown, RB, Connecticut
1962—Wendell Harris, HB, LSU	1984—Leonard Coleman, CB, Vanderbilt	2010—Jerry Hughes, DE, Texas Christian
1963—Bob Vogel, T, Ohio State	Ron Solt, G, Maryland	2011—Anthony Costanzo, T, Boston College
1964—Marv Woodson, HB, Indiana	1985—Duane Bickett, LB, Southern Cal	2012—Andrew Luck, QB, Stanford
1965—Mike Curtis, FB-LB, Duke	1986—Jon Hand, DE, Alabama	2013—Bjoern Werner, OLB, Florida State
1966—Sam Ball, T, Kentucky	1987—Cornelius Bennett, LB, Alabama	2014—No Selection
1967—Bubba Smith, T, Michigan State	1988—No Selection	2015—Phillip Dorsett, WR, Miami
Jim Detwiler, HB, Michigan	1989—Andre Rison, WR, Michigan State	2016—Ryan Kelly, C, Alabama
1968—John Williams, G, Minnesota	1990—Jeff George, QB, Illinois	2017—Malik Hooker, S, Ohio State
1969—Eddie Hinton, FL, Oklahoma	1991—No Selection	2018—Quenton Nelson, G, Notre Dame
1970—Norm Bulaich, RB, TCU	1992—Steve Emtman, DT, Washington	2019—No Selection
1971—Don McCauley, RB, N. Carolina	Quentin Coryatt, LB, Texas A&M	2020—No Selection
Leonard Dunlap, DB, N. Texas St.	1993—Sean Dawkins, WR, California	2021—Kwity Paye, DE, Michigan
1972—Tom Drougas, T, Oregon	1994—Marshall Faulk, RB, San Diego St.	2022—No Selection
1973—Bert Jones, QB, LSU	Trev Alberts, LB, Nebraska	2023—Anthony Richardson, QB, Florida
Joe Ehrmann, DT, Syracuse	1995—Ellis Johnson, DE/T, Florida	
1974—John Dutton, DE, Nebraska	1996—Marvin Harrison, WR, Syracuse	
Roger Carr, WR, Louisiana Tech	1997—Tarik Glenn, T, California	
1975—Ken Huff, G, North Carolina	1998—Peyton Manning, QB, Tennessee	
1976—Ken Novak, DT, Purdue	1999—Edgerrin James, RB, Miami	

COLTS DRAFT SELECTIONS BY YEAR

1947	1948	1949
SPECIAL - Arnold Tucker, B, West Point; Ernie Case, B, UCLA	1. Bobby Layne, B, Texas	*SECRET - Richard Harris, T, Texas Levi Jackson, B, Yale
REGULAR	2. William Garrett, T, Mississippi State	REGULAR
1. Elmer Madar, E, Michigan	3. Earl Cook, G, SMU	1. George Sims, B, Baylor
2. Hubert Bechtol, E, Texas	4. Dan Sandifer, B, LSU	2. Bob Gage, B, Clemson
3. Tommy Mont, B, Maryland	5. Joe Smith, E, Texas Tech	3. No Choice
4. Weldon Humble, G, Rice	6. Gene Ruskowski, T, Ohio U.	4. Ralph Kohl, T, Michigan
5. Russ Deal, T, Indiana	7. Jim Batchelor, B, East Texas State	5. Wallace Jones, E, Kentucky
6. Don Malmberg, T, UCLA	8. Rex Olson, B, Brigham Young	6. Frank Pattee, B, Kansas
7. Vic Schwall, B, Northwestern	9. Aubrey Fowler, B, Arkansas	7. Fred Folger, B, Duke
8. Howard Turner, B, North Carolina State	10. Jack Fitch, B, North Carolina	8. Bob Prymski, T, Illinois
9. Franklin Hubbell, E, Tennessee	11. Don Ettinger, T, Kansas	9. Everett Faunce, B, Minnesota
10. Gaston Burgeois, G, Tulane	12. Paul Redfield, T, Colgate	10. Kale Alexander, T, South Carolina
11. James Brieske, C, Michigan	13. Stan Magdziak, B, William & Mary	11. Paul Page, B, SMU
12. Rudy Mobley, B, Hardin.Simmons	14. Dick Deranek, B, Indiana	12. James Owens, E, Oklahoma
13. Gerald Doherty, B, Delaware	15. Robert Norman, B, Washington & Lee	13. Warren Beson, C, Minnesota
14. Bill Baumgartner, E, Minnesota	16. Charles Working, B, Washington & Lee	14. David Moon, B, SMU
15. Jim Kekeris, T, Missouri	17. George Sparter, C, North Carolina	15. Jon Jenkins, T, Dartmouth
SUPPLEMENTARY	18. Rollin Prather, E, Kansas State	16. John O'Quinn, E, Wake Forest
16. John North, E, Vanderbilt	19. Norman Mosely, B, Alabama	17. John Clyde Geary, T, Conn. Wesleyan
17. Jim Canady, B, Texas	20. Carmen Ragonese, B, New Hampshire	18. Albert Sanders, T, Miss. Southern
18. Howie Brown, G, Indiana	21. Bob Walker, B, Colorado Mines	19. Guy Sundheim, C, Northwestern
19. John Sims, B, Tulane	22. Ray Borneman, B, Texas	20. Mernie Lazier, B, Illinois
20. Bert Vander Clute, G, Wesleyan	23. Pete Tillman, C, Oklahoma	21. Harry Larche, T, Arkansas State
21. Tony Stalloni, T, Delaware	24. Robert Pfohl, B, Purdue	22. No Choice
22. Jean Lamoure, G, Fresno State	25. Lou Levanti, C, Illinois	23. No Choice
23. Leo Daniels, B, Texas A&M	26. Sam Zatkoff, E, Illinois	24. No Choice
24. M. "Tex" Reilly, B, Colorado	27. Harry Jagade, B, Indiana	25. Joe Grothus, G, Iowa
25. Jim Landrigan, T, Holy Cross	28. Ben Bendrick, B, Wisconsin	26. Byron Gillory, B, Texas
	29. Rex Grossman, B, Indiana	27. Bob Cox, E, North Carolina
	30. Dick Reinking, E, SMU	28. Bob DeMoss, B, Purdue
		29. George Pryor, B, Wake Forest



1950

1. Adrian Burk, QB, Baylor
2. Leon Campbell, B, Arkansas
3. Don Colo, T, Brown
4. Earl Murray, G, Purdue
5. Jack Halliday, G, SMU
6. Herb Rich, B, Vanderbilt
7. Art Bok, B, Dayton
8. Dick Harris, C, Texas
9. Bill Bass, B, Arkansas
10. Errol Fry, G, Texas
11. Joe Romanosky, T, St. Bonaventure
12. Bill Dey, B, Dartmouth
13. Ray Stone, E, Texas
14. Mitch Smiarowski, C, St. Bonaventure
15. Art Spinney, E, Boston College
16. Dave Fisher, B, SW Louisiana
17. Ralph Murphy, G, Rice
18. Charley Schoolmaster, C, Western Mich
19. Bill Waddail, B, Auburn
20. Sheldon Dunlap, G, Cincinnati
21. Tom Phillips, B, Baldwin Wallace
22. Chip Armstrong, C, Occidental
23. Harry Wettlauter, E, Pennsylvania
24. Bill Petroski, T, Holy Cross
25. Jim Pepper, G, Syracuse
26. Gino Mazzanti, B, Arkansas
27. Mitford Johnson, B, Baylor
28. John Adcock, T, Auburn
29. Bob Graham, B, Pennsylvania
30. Tom Blake, G, Cincinnati (NY Bulldogs)


ALLOCATION

Chet Mutryn, B, Buffalo Bills
 Bob Livingstone, B, Buffalo Bills
 Albin Collins, E, Chicago Rockets
 Art Donovan, DT, Buffalo Bills

1953 (Pos: 1st)

1. Billy Vessels, HB, Oklahoma
2. Bernie Flowers, E, Purdue
3. Buck McPhail, FB, Oklahoma
4. Tom Catlin, C, Oklahoma
5. Jack Little, T, Texas A&M
6. Jim Sears, HB, USC
7. Bill Athey, G, Baylor
8. Jim Prewett, T, Tulsa
9. Bob Blair, TE, TCU
10. John Cole, HB, Arkansas
11. Gene Rossi, HB, Cincinnati
12. Kaye Vaughn, G, Tulsa
13. Bobby Moorhead, HB, Georgia Tech
14. Frank Continetti, G, George Wash.
15. Buddy Sutton, HB, Arkansas
16. Jim Currin, E, Dayton
17. George Rambour, T, Dartmouth
18. LeRoy Labat, HB, LSU
19. Bill Powell, HB, California
20. Pete Russo, T, Indiana
21. Frank Kirby, T, Bucknell
22. Merlin Gish, C, Kansas
23. Mike Houseplan, G, Tulane

24. Monte Brethauer, E, Oregon
25. Joe Szombathy, E, Syracuse
26. Scott Prescott, C, Minnesota
27. Ray Graves, HB, Texas A&M
28. Joe Sabol, HB, UCLA
29. Jack Alessandrini, G, Notre Dame
30. Tom Roche, T, Northwestern



Billy Vessels was the first draft selection of the Baltimore Colts in 1953.

1954 (Pos: 4th)

1. Cotton Davidson, QB, Baylor (4)
2. Larry Grigg, B, Oklahoma (15)
3. James Kincaid, B, South Carolina (28)
4. Thomas Allman, B, West Virginia (39)
5. Don Ellis, B, Texas A&M (52)
6. To Cleveland for C-Tom Cosgrove
7. Glenn Turner, B, Georgia Tech (76)
8. Dennis McCotter, G, Detroit U (87)
9. Robert Adams, G, Shippensburg St.(100)
10. Robert Schoonmaker, B, Missouri (111)
11. Robert Leberman, B, Syracuse (124)
12. Donald Chelf, T, Iowa (135)
13. Chuck McMillan, B, John Carroll (148)
14. Ordell Braase, T, S. Dakota State (159)
15. Joseph D'Agostino, G, Florida (172)
16. Alex Sandusky, C, Clarion St. Tchrs. (183)
17. Thomas Adkins, C, Kentucky (196)
18. Richard Shinaut, B, Texas Western (207)
19. Charles Wenzlau, C, Miami (Oh.) (220)
20. Raymond Berry, E, SMU (231)
21. Robert Lade, G, Nebraska St. Tchrs. (244)
22. Robert Meyer, T, Ohio State (255)
23. Leon Hardeman, B, Georgia Tech (268)
24. Donald Kerlin, B, Concordia (279)
25. Pepper Rodgers, B, Georgia Tech (292)
26. Jesus Esparza, T, N. Mexico A&M (303)
27. William Sennett, C, Georgia Tech (316)
28. Raymond Eclstrom, C, Westminster (327)
29. Claude Taliaferro, B, Illinois (340)
30. Patrick Abbruzzi, B, Rhode Island (351)

1955 (Pos: 2nd)

- Bonus Pick - George Shaw, QB, Oregon
1. Alan Ameche, B, Wisconsin (2)
 2. Richard Zymanski, C, Notre Dame (15)
 3. L.G. Dupre, B, Baylor (26)
 - 4A. Tom Feamster, E, Florida State (39)

- 4B. Jack Patera, G, Oregon (43)
(Choice from New York)
5. George Preas, G, VPI (50)
6. Leo Lewis, B, Lincoln U. (Mo.) (63)
7. Frank McDonald, C, Miami (Fla.) (74)
8. Dale Meinert, G, Oklahoma A&M (87)
- 9A. Walter Bryan, B, Texas Tech (98)
- 9B. William Evans, G, Miami (Ohio) (103)
(Choice from New York)
10. Jesse Arnelle, E, Penn State (111)
11. Emil Radik, B, Omaha (122)
12. Dick Chorovich, T, Miami (Ohio) (135)
13. Pat Abbruzzi, B, Rhode Island (146)
14. John Lee, B, Georgia Tech (159)
15. Gerald Peterson, T, Texas (170)
16. Dick Laswell, T, TCU (183)
17. Wesley Clark, T, Miss. Southern (194)
18. Charles Shepard, B, N. Texas St. (207)
19. James Cobb, T, Abilene Christian (218)
20. Charles Cianciola, C, Lawrence Col. (231)
21. Nick Manych, C, Mich. St. Normal (242)
22. Jerry Welch, B, S. Dakota State (255)
23. Dick McNamara, B, Minnesota (266)
24. Alex Esquivel, B, Mex. City Col. (279)
25. Richard Grann, T, Rhode Island (290)
26. Marion Minker, T, Bucknell (303)
27. James Locke, T, VPI (314)
28. Robert Myers, T, Ohio State (327)
29. Bill Waters, T, Austin College (338)

1956 (Pos: 8th)

1. Lenny Moore, HB, Penn State (8)
2. Dick Donlin, E, Hamline (20)
3. Bob Pascal, HB, Duke (32)
4. B.C. Inabinet, T, Clemson (42)
5. Herb Gray, E, Texas (54)
6. Don Schmidt, HB, Texas Tech (66)
7. Bill Waters, T, Austin (78)
8. Bill Koman, G, North Carolina (90)
9. John Lewis, E, Michigan State (102)
10. Gene Scott, HB, Centre (114)
11. Dennis Shaw, E, North Texas St. (126)
12. Steve Myhra, G, North Dakota (138)
13. Jack Hill, HB, Utah State (150)
14. Ted Schwanger, HB, Tenn. Poly (162)
15. John Polzer, LB, Virginia (174)
16. Gene Hendrix, HB, Drake (186)
17. Bill Danenhauer, E, Emporia (198)
18. Earl Looman, G, Stetson (210)
19. Bob Fyvie, T, Lafayette (222)
20. Bob Hill, FB, Jackson (234)
21. Jim Harness, HB, Mississippi State (246)
22. Pat Del Vicario, G, Miss. Southern (258)
23. Al Stephenson, T, Idaho State (270)
24. Bobby Fox, HB, East Texas State (282)
25. Bradley Mills, HB, Kentucky (294)
26. Jim Lohr, G, Southeastern Missouri (306)
27. Herb Hartwell, HB, Virginia (318)
28. John Shearer, QB, Shepherd (330)
29. Jim Rusher, E, Kansas State (342)
30. Terry Sweeney, HB, M. Tenn. State (353)

HISTORY



1957 (Pos: 7th)

1. Jim Parker, T, Ohio State (7)
2. Don Shinnick, LB, UCLA (19)
3. Luke Owens, T, Kent State (31)
4. Jackie Simpson, HB, Florida (43)
5. Ron Underwood, HB, Arkansas (53)
6. Bill Pricer, FB, Oklahoma (64)
7. Reuben Saage, HB, Baylor (78)
8. Jack Harmon, HB, E. Oregon State (89)
9. Robert White, T, Otterbein (100)
10. Joe Grisham, E, Austin Peay (114)
11. Andy Nelson, QB, Memphis State (125)
12. Don Simoncic, T, Tennessee Poly (136)
13. John Call, HB, Colgate (150)
14. Joe Guido, HB, Youngstown (161)
15. Hall Whitley, C, Texas A&I (172)
- 16A. Joe Cannavino, HB, Ohio State (184)
(From Pitt. for RB-Charles Shepard)
- 16B. Ed Prelock, T, Kansas (186)
17. Dan Wisniewski, G, Pittsburgh (197)
18. Jim Villa, HB, Allegheny (208)
19. Charles Froehle, T, St. John's Minn. (222)
20. Walt Livingston, HB, Heidelberg (233)
21. Owen Mulholland, HB, Houston (244)
22. Chet Van Atta, LB, Kansas (258)
23. Connie Baird, E, Hardin-Simmons (269)
24. Harwood Hoefft, E, S. Dakota State (280)
25. Harlon Geach, T, College of Idaho (294)
26. Joe Unitas, T, Louisville (305)
27. Len DeMalon, LB, St. Vincent's (Pa.) (316)
28. Walt Schneider, T, Colorado (330)
29. Bob Rasmussen, G, Minnesota (341)
30. Bob Bailey, E, Thiel (352)

1958 (Pos: 10th)

1. Leonard Lyles, HB, Louisville (10)
2. Bob Stransky, HB, Colorado (23)
3. Joe Nicely, G, West Virginia (34)
4. Les Walters, E, Penn State (47)
- 5A. Raymond Brown, QB-HB, Mississippi (49)
(From Chi. Card. for DT-Tom Finnin)
- 5B. To New York for RB-Henry Moore (57)
6. Bob Taylor, E, Vanderbilt (68)
- 7A. John Sample, HB, Maryland State (78)
(From Pittsburgh for B-Dick Young)
- 7B. John Diehl, T, Virginia (81)
8. Floyd Peters, G, San Francisco State (92)
9. Harold Bullard, FB, Lenoir-Rhyne (105)
10. Ray Schamber, HB, South Dakota (116)
11. Bobby Jordan, HB, VMI (129)
12. Tommy Addison, T, South Carolina (140)
13. Jerry Richardson, E, Wofford (153)
14. Ken Hall, HB-FB, Texas A&M (164)
15. Les Carney, HB, Ohio (177)
16. Arch Matsos, G-LB, Michigan State (188)
17. James Reese, QB, Minnesota (201)
18. Dave Lloyd, C, Georgia (212)
19. Tim Murnen, G, Bowling Green (225)
20. Tom Forrestal, QB, Navy (236)

21. Jim Faulk, HB, Texas Christian (249)
22. Bob McKee, E, Monmouth (260)
23. Phil Parslow, HB, UCLA (273)
24. Bobby Sandlin, HB, Tennessee (284)
25. Jim Roundtree, HB, Florida (297)
26. Bob Grimes, G, Central Michigan (308)
27. George Dintiman, HB, Lock Haven (321)
28. Jim Murphy, T, East Tennessee State (332)
29. Doug Padgett, E, Duke (345)
30. Gary Lund, G, Utah State (356)

1959 (Pos: 12th)

1. Jackie Burkett, C, LB, Auburn (12)
2. Dave Sherer, E, SMU (24)
3. To Detroit for DE-Ray Krouse (36)
4. Zeke Smith, G-LB, Auburn (48)
5. Hanson Churchwell, G-LB, Mississippi (60)
6. Palmer Pyle, T, Michigan State (72)
7. Harold Lewis, HB, Houston (84)
8. Tom Coffey, HB, West Texas State (96)
9. Tom Brown, G, Minnesota (108)
10. Don Stewart, E, SMU (120)
11. Tom Stephens, HB, Syracuse (132)
12. Richard Wood, QB, Auburn (144)
13. Rudy Smith, G-T, Mississippi (156)
14. Ferdie Burkett, HB, SE Oklahoma (168)
15. Ted Foret, T, Auburn (180)
16. Morris Keller, T, Clemson (192)
17. Leroy Bergan, T, South Dakota State (204)
18. Opie Bandy, E-LB, Tulsa (216)
19. Milton Crain, C-LB, Mississippi (228)
20. Paul Balonick, C-LB, NC State (240)
21. John Herrnstein, FB, Michigan (252)
22. Lonny Leatherman, T, TCU (264)
23. Bob Davis, HB, Houston (276)
24. Bob Novogratz, G-LB, Army (288)
25. Ed Kieffer, HB, Syracuse (300)
26. Rene Lorio, HB, Mississippi Southern (312)
27. Thurman Terry, T, Rice University (324)
28. Fred Long, FB, Iowa (336)
29. Perry McGriff, E, Florida (348)
30. Blair Weese, FB, West Virginia Tech (360)

1960 (Pos: 10th)

1. Ron Mix, T, USC (10)
- 2A. Don Floyd, T, TCU (23)
- 2B. Marvin Terrell, G, Mississippi (24)
(From New York for QB-George Shaw)
3. Jim Welch, HB, SMU (34)
4. Gerhard Schwedes, HB, Syracuse (47)
5. Marvin Lasater, HB, TCU (58)
6. Al Bansavage, G, USC (71)
7. Jerry Beabout, T, Purdue (82)
8. Jim Colvin, T, Houston (95)
- 9A. Bob Hall, T, Kent State (103)

- 9B. Don Perkins, HB, New Mexico (106)
(From Philadelphia for B-Jimmy Carr)
- 10A. Ernest Barnes, C, N. Carolina Col. (112)
- 10B. Bobby Boyd, QB, Oklahoma (119)
(From Wash. for G-Hanson Churchwell)
11. Bob Wehking, C, Florida (130)
12. Bill Bucek, HB, Rice (143)
13. Jim Nemeth, C, South Carolina (154)
14. Dale Johannsen, T, Augustana Col. (167)
15. Larry Grantham, E, Mississippi (178)
16. George Boynton, HB, E. Texas State (191)
17. Jim Beaver, T, Florida (202)
18. Dan Sheehan, T, Chattanooga (215)
19. Bill Carpenter, E, Army (226)
20. Bob Hogue, T, Shepherd (239)

1961 (Pos: 7th)

- 1A. Tom Matte, HB, Ohio State
- 1B. To San Francisco for E-Dee Mackey
2. Tom Gilburg, T, Syracuse
3. Jerry Hill, HB, Wyoming
4. Ken Gregory, E, Whittier
- 5A. Ron Osborne, T, Clemson
- 5B. Ed Dyas, FB, Auburn
(From Pittsburgh for DB-Bert Rechichar)
6. Don Kern, HB, VMI
7. Ike Grimsley, HB, Michigan State
8. Paul Terhes, QB, Bucknell
9. Pete Nicklas, T, Baylor
10. Bob Clemens, HB, Pitt
11. Ralph White, T, Bowling Green
12. Dick Reynolds, T, North Carolina State
13. Dallas Garber, FB, Marietta
14. Bob Hunt, T, SMU
15. E.A. Sims, E, New Mexico State
16. Tom Weisner, FB, Wisconsin
17. Steve Jastrzembski, E, Pittsburgh
18. Wilson Allison, T, Baylor
19. Joe Novsek, T, Tulsa
20. Al Kimbrough, HB, Northwestern



Tom Matte was the Colts first pick in the 1961 draft.



1962 (Pos: 9th)

1. Wendell Harris, HB, Louisiana State
2. Bill Saul, LB, Penn State
3. Dan Sullivan, T, Boston College
4. Jim Dillard, HB, Oklahoma State
- 5A. To Green Bay for QB-Lamar McHan
- 5B. Jerry Croft, G, Bowling Green (Choice from Pittsburgh)
6. To Washington for DB-Gary Glick
7. Fred Miller, T, Louisiana State
8. Pete Brokaw, HB, Syracuse
- 9A. Roy Walker, FB, Purdue (From Dallas for RB-Don Perkins)
- 9B. Walt Rappold, QB, Duke
10. Fred Moore, T, Memphis State
11. Scott Tyler, HB, Miami, Ohio
12. Bake Turner, HB, Texas Tech
13. Charles Holmes, FB, Maryland State
14. Stinson Jones, HB, VMI
15. Joe Monte, G, Furman
16. Ray Abruzzese, HB, Alabama
17. Bill Knocke, HB, Fresno State
18. Mel Rideout, QB, Richmond
19. Fred Gillett, HB, Los Angeles State
20. Herm McKee, HB, Washington State

1963 (Pos: 5th)

1. Bob Vogel, T, Ohio State
- 2A. John Mackey, E-HB, Syracuse
- 2B. Butch Wilson, FB, Alabama (From Pittsburgh for DB-John Sample)
3. To St. Louis for E-Dick Bielski
- 4A. Jerry Logan, HB, West Texas State
- 4B. Harlow Fullwood, T, Virginia Union (From Chicago for DB-Pete Manning)
5. Bill Ventura, E, Richmond
6. Jerry Cook, HB, Texas
7. Willie Richardson, E, Jackson State
8. Dave Hayes, FB, Penn State
9. Don Trull, QB, Baylor
10. Bill Siekierski, G, Missouri
11. Winston Hill, T, Texas Southern
12. Butch Maples, C, Baylor
13. Paul Watters, T, Miami (Ohio)
14. Neil Petties, E, San Diego State
15. Leon Mavity, HB, Colorado
16. Dick Quast, E, Memphis State
17. Kern Carson, HB, San Diego State
18. Luther Woodruff, T, North Carolina A&T
19. Steve Berzansky, FB, West Virginia
20. D.L. Hurd, E, San Francisco State

1964 (Pos: 8th)

1. Marv Woodson, HB, Indiana
2. Tony Lorick, HB, Arizona State
3. To Dallas for RB-J.W. Lockett
4. Ted Davis, LB, Georgia Tech
5. Ed Lothamer, T, Michigan State
6. Jim Mazurek, T, Syracuse
7. Ken Sugarman, T, Whitworth
8. John Williamson, LB, Louisiana Tech
9. Vince Turner, HB, Missouri

10. To Detroit for K-Jim Martin
11. John Paglio, T, Syracuse
12. Ken Graham, HB, Washington State
13. Charlie Parker, T, Southern Mississippi
14. John Case, E, Clemson
15. Larry Kramer, T, Nebraska
16. Roger Lopes, FB, Michigan State
17. Don Green, HB, Susquehanna
18. Alvin Haymond, HB, Southern U
19. Owen Dejanovich, T, ASU (Flagstaff)
20. John Butler, FB, San Diego State

1965 (Pos: 14th)

1. Mike Curtis, FB-LB, Duke
2. Ralph Neely, T, Oklahoma
- 3A. To San Francisco for WR-Raymond Berry
- 3B. Glenn Ressler, G, Penn State (From Pittsburgh for HB-Marv Woodson, LB-Bill Saul)
- 4A. Dave Johnson, HB, San Jose State
- 4B. Martin Schottenheimer, LB, Pitt (From Washington for RB-J.W. Lockett)
5. John McGuire, E, Syracuse
- 6A. Al Atkinson, T, Villanova
- 6B. Bob Felts, HB, Florida A&M (From New York for DB-Andy Nelson, WR-R.C. Owens)
7. John Kolocek, T, Corpus Christi
8. Roosevelt Davis, T, Tennessee A&I
9. Tom Bleick, HB, Georgia Tech
10. George Harold, HB, Allen U
11. Lamar Richardson, E, Fisk U
12. Ted Radosovich, G, Cincinnati
13. Bruce Airheart, HB, North Dakota State
14. Jerry Fishman, LB, Maryland
15. Roy Hilton, E, Jackson State
16. Steve Tensi, QB, Florida State
17. Fred Reichardt, E, Wisconsin
18. Charley King, HB, Purdue
19. Barry Brown, E-LB, Florida
- 20A. George Haffner, QB, McNeese State
- 20B. Raymond Johnson, C, Prairie View (From Washington for K-Jim Martin)



Mike Curtis was the team's first-round choice in 1965.

1966 (Pos: 15th)

1. Sam Ball, T, Kentucky
2. Butch Allison, G, Missouri
3. Rick Kestner, E, Kentucky
- 4A. Rod Sherman, FL, Southern California (From Dallas for G/T-Ralph Neely)
- 4B. Hoyle Granger, FB, Mississippi State
5. Choice to Dallas
6. Stas Maliszewski, LB, Princeton
- 7A. Dave Ellis, T, North Carolina State (From San Francisco for DT-Dan La Rose)
- 7B. Ray Perkins, FL, Alabama
- 8A. Gerald Allen, HB, Omaha (From Minnesota for T-Larry Kramer)
- 8B. Jack White, QB, Penn State
9. Gerald Gross, HB, Auburn
10. Claude Brownlee, DE, Benedict
11. Eric Crabtree, HB, Pittsburgh
12. Jim Carter, G, Tennessee A&I
13. Bob Hadrick, E, Purdue
14. Jim Ward, QB, Gettysburg
15. Lee Garner, LB, Mississippi
16. Rod Stewart, E, Duke
17. Randy Matson, T, Texas A&M
18. Ed Toner, T, Massachusetts
19. Ken Duke, FB, Morgan State
20. Tom Carr, T, Morgan State

1967 (Pos: 20-18-19)

- 1A. Bubba Smith, DE, Michigan State (1) (From N.O. for QB-Gary Cuozzo, OL-Butch Allison & D17-67)
- 1B. Jim Detwiler, HB, Michigan (20)
2. Rick Volk, DB, Michigan (45)
- 3A. Norman Davis, G, Grambling (54) (From N.O. in QB-Gary Cuozzo trade)
- 3B. Leon Ward, LB, Oklahoma State (71)
4. Charles Stukes, DB, (100) Maryland St.
5. Ron Porter, LB, Idaho (126)
- 6A. Terry Southall, QB, Baylor (137) (From Atlanta for T-Lou Kirouac)
- 6B. To Atlanta for G-Dale Mommelaar
7. Bo Rein, FL, Ohio State (179)
- 8A. Lee Anderson, DT, Bishop (202) (From St. L. for LB-Mike Strofolino)
- 8B. Cornelius Johnson, T, Va. Union (204)
9. Ron Kirkland, HB, Nebraska (229)
10. Leigh Gilbert, FB, (258) Northern Illinois
11. Herman Reid, T, St. Augustine's (290)
- 12A. Preston Pearson, DB, Illinois (298) (From Pittsburgh for G-Jim Carter)
- 12B. J.B. Christian, G, (307) Oklahoma State
13. Marc Allen, DT, (335) West Texas State
14. Pat Conley, LB, Purdue (359)
15. Bob Wade, DB, Morgan State (385)
16. Don Alley, FL, Adams State (413)
17. To N.O. in QB-Gary Cuozzo trade

HISTORY



1968 (Pos: 23-24)

1. John Williams, T, Minnesota (23)
2. Bob Grant, LB, Wake Forest (50)
3. Rich O'Hara, E, Northern Arizona(78)
4. James Duncan, DB, Maryland St.(107)
- 5A. Paul Elzey, LB, Toledo (126)
(From N.Y. for DT-Bob Lurtsema)
- 5B. To Cleveland for P-David Lee
6. Choice to Atlanta
7. Anthony Andrews, HB, (188)
Hamp. Inst.
8. Tommy Davis, DT, (216)
Tennessee A&I
9. Terry Cole, FB, Indiana (242)
- 10A. Ocie Austin, DB, Utah State (257)
(From Wash. for RB-Gerald Allen)
- 10B. Ed Tomlin, FB, Hampton Inst. (270)
11. Bill Pickens, G, Houston (296)
12. James Jackson, DT, (324)
Jackson St.
13. Howie Tennebar, G, Kent State (350)
14. Charles Mitchell, TE, (378)
Alabama St.
15. Jeff Beaver, QB, North Carolina (404)
16. Walt Blackledge, FL, (432)
San Jose St.
17. Ray Pederson, G, (458)
St. Coll. of Iowa

1969 (Pos: 25th)

1. Ed Hinton, FL, Oklahoma (25)
- 2A. Ted Hendricks, LB, Miami (33)
(From N.O. for RB-Tony Loric)
- 2B. Tom Maxwell, DB, Texas A&M (51)
3. Dennis Nelson, T, Illinois State (77)
- 4A. Jackie Stewart, FB, Texas Tech (87)
(From Wash. for RB-Gerald Allen)
- 4B. To Atlanta for G-Dan Grimm
- 5A. To Atlanta for G-Dan Grimm
- 5B. King Dunlap, DT, Tennessee A&I (129)
6. Bill Fortier, G, Louisiana State (154)
- 7A. Gary Fleming, LB, Stanford (163)
(From N.O. in QB-Gary Cuozzo trade)
- 7B. Roland Moss, RB, Toledo (181)
8. Sam Havrilak, DB, Bucknell (207)
- 9A. George Wright, DT, (210)
Sam Houston
(From Atlanta for C-Phil Sobocinski)
- 9B. Larry Good, QB, Georgia Tech (232)
10. Marion Griffin, TE, Purdue (259)
11. Ken Delaney, T, Akron (285)
12. Butch Riley, LB, Texas A&I (310)
13. Carl Mauck, LB, (337)
Southern Illinois
14. Dave Bartlett, LB, Colorado (363)
15. George Thompson, DB, (389)
Marquette
16. Jim McMillan, FL, The Citadel (415)
17. Joe Cowan, FL, Johns Hopkins (441)

1970 (Pos: 18th)

1. Norm Bulaich, RB, TCU (18)
2. Jim Bailey, DT, Kansas (44)
- 3A. Jim O'Brien, K-WR, Cincinnati (70)
- 3B. Ara Person, TE, Morgan State (74)
(From Phil. for LB-Ron Porter)
- 4A. Steve Smear, DT, Penn State (95)
(From Wash. for LB-Dennis Gaubatz)
- 4B. To Green Bay for T-Ron Kostelnik
5. Billy Newsome, DE, Grambling (122)
6. Ron Gardin, FL, Arizona (148)
7. Gordon Slade, QB, Davidson (174)
8. Bob Bouley, T, Boston College (199)
9. Barney Harris, CB, Texas A&M (226)
10. Dick Palmer, LB, Kentucky (252)
11. George Edwards, RB, (278)
Fairmont St.
12. Don Burrell, FL, Angelo State (304)
13. Dave Polak, LB, Bowling Green (330)
14. Tom Curtis, S, Michigan (356)
15. Philip Gary, DE, Kentucky State (382)
16. Jack Maitland, RB, Williams (408)
17. Alvin Pearman, RB, Colgate (434)

1971 (Pos: 26th)

- 1A. Don McCauley, RB, (22)
North Carolina
(From Miami for Don Shula)
- 1B. Leonard Dunlap, DB, (26)
N. Texas St.
2. Bill Atessis, DT, Texas (52)
3. Karl Douglas, QB, Texas A&I (78)
4. To Pittsburgh for WR-Roy Jefferson
5. John Andrews, TE, Indiana (130)
6. Ken Frith, DT, (156)
Northeast Louisiana
7. Gordon Bowdell, WR, Mich. St.(182)
8. Willie Bogan, DB, Dartmouth (207)
9. Bill Burnett, RB, Arkansas (234)
10. Rex Kern, QB, Ohio State (260)
11. Dave Jones, LB, Baylor (286)
- 12A. Bob Wuensch, T, Texas (294)
(From Pitt. for RB-Preston Pearson,
DB-Ocie Austin)
- 12B. Bill Triplett, WR, (312)
Michigan State
13. Tom Neville, LB, Yale (338)
14. Mike Mikolayunas, RB, Davidson(364)
15. Mike Hogan, LB, Michigan State(390)
16. Rich Harrington, DB, Houston (416)
17. Don Nottinghamham, RB, Kent State (441)


1972 (Pos: 22nd)

1. Tom Drougas, T, Oregon (22)
- 2A. Jack Mildren, S, Oklahoma (46)
(From Oak. for DB-Tom Maxwell,
D4 & D7-72)
- 2B. Glenn Doughty, WR, Michigan (47)
(From Wash. for LB-Bob Grant)
- 2C. Lydell Mitchell, RB, Penn State (48)
3. To Oakland for WR-Eldridge Dickey
- 4A. To Oak. for LB-Bill Laskey (104)

- & D2-724B. Eric Allen, WR,
Michigan State
(From S.D. for DT-George Wright)
- 5A. Don Croft, DT, Texas El Paso (115)
(From New England for DB-Ron Gardin)
 - 5B. To New Orleans for G-John Shinners
 6. Bruce Laird, S, American Intl. (152)
 - 7A. John Sykes, RB, Morgan State (169)
(From Wash. for LB-Bob Grant)
 - 7B. To Oak. for LB-Bill Laskey & D2-72
 - 8A. Al Qualls, LB, Oklahoma (191)
(From S.D. for DT-George Wright)
 - 8B. Van Brownson, QB, Nebraska (204)
 - 9A. Gary Hambell, DT, Dayton (215)
(From G.B. for DT-Jim DeLisle)
 - 9B. To Cleveland for LB-Tom Beutler
 10. Dave Schilling, RB, Oregon State (256)
 11. Fred DeBernardi, DE, (282)
Tex. El Paso
 12. Gary Theiler, TE, Tennessee (308)
 13. Herb Washington, WR, Mich. St.(334)
 14. John Morris, C, Missouri Valley(359)
 15. Robin Parkhouse, LB, Alabama (386)
 16. Gary Wichard, QB, C.W. Post (412)
 17. Stan White, LB, Ohio State (438)

1973 (Pos: 10th)

- 1A. Bert Jones, QB, Louisiana State (2)
(From N.O. for DE-Billy Newsome
& D4-73)
- 1B. Joe Ehrmann, DT, Syracuse (10)
2. Mike Barnes, DE, Miami (35)
- 3A. Bill Olds, RB, Nebraska (61)
(From Houston for C-Bill Curry)
- 3B. Jamie Rotella, LB, Tennessee (62)
- 4A. Gery Palmer, T, Kansas (83)
(From Phil. for RB-Norm Bulaich)
- 4B. Ollie Smith, WR, Tennessee State(85)
(From S.D. for DB-Leonard Dunlap)
- 4C. To New Orleans for D1-73
5. David Taylor, G, Catawba (114)
6. To N.O. for G-John Shinners
7. To Denver for TE-John Mosier
- 8A. Ray Oldham, DB, (189)
Mid. Tennessee
(From San Diego for RB-Tom Matte)
- 8B. Bill Windauer, G, Iowa (191)
9. To Wash. for WR-Cotton
Speyrer & D1-73
10. To N.Y. Jets for DT-Chuck Hinton
11. Dan Neal, C, Kentucky (270)
12. Bernard Thomas, DE, (295)
W. Michigan
13. Tom Pierantozzi, QB, (322)
West Chester
14. Ed Williams, RB, West Virginia(347)
15. Jackie Brown, DB, (374)
South Carolina
16. Marty Januszkiewicz, RB, (399)
Syracuse
17. Guy Falkenhagen, T, (426)
N. Michigan



Bert Jones, the Colts' first pick in the 1973 draft, spent nine seasons with the team (1973-1981).

1974 (Pos: 5th)

- 1A. John Dutton, DE, Nebraska (5)
- 1B. Roger Carr, WR, Louisiana Tech (24)
(From L.A. for OG-John Williams)
- 2A. Fred Cook, DE, Sou. Mississippi (32)
- 2B. Ed Shuttlesworth, RB, Michigan (37)
(From Phil. for RB-Norm Bulaich)
- 3A. Glenn Robinson, LB, (57)
Oklahoma St.
- 3B. Robert Pratt, G, North Carolina (67)
(From Denver for LB-Ray May)
4. Tony Bell, DB, Bowling Green (84)
- 5A. To Detroit for LB-Ed Mooney
- 5B. Doug Nettles, DB, Vanderbilt (129)
(From Minn. for DB-Charlie Stukes)
- 6A. To Miami for RB-Hubert Ginn
- 6B. Danny Rhodes, LB, Arkansas (140)
(From N.E. for DB-Jack Mildren)
- 7A. Noah Jackson, G, Tampa (161)
- 7B. Dan Dickel, LB, Iowa (170)
(From Denver for LB-Bill Laskey)
- 7C. Freddie Scott, WR, Amherst (174)
(From Buffalo for TE-John Mosier)
- 8A. Greg Latta, TE, Morgan State (188)
- 8B. Paul Miles, RB, Bowling Green (198)
(From Denver for LB-Ray May)
9. To Wash. for WR-Cotton Speyrer & D1-73

- 10A. Bob Van Duyn, G, Idaho (240)
(From L.A. for DB-Jerry Logan)
- 10B. Glenn Ellis, DT, Elon (257)
11. Tim Rudnick, DB, Notre Dame (265)
- 12A. Dave Simonson, T, Minnesota (292)
- 12B. Bob Bobrowski, QB, Purdue (307)
(From Wash. for LB-Ed Mooney)
13. Randy Hall, DB, Idaho (317)
14. Ed Collins, WR, Rice (344)
15. Pat Kelly, LB, Richmond (369)
16. Dave Margavage, T, Kentucky (396)
- 17A. Tim Berra, WR, Massachusetts (421)
- 17B. Buzzy Lewis, DB, Florida State (436)
(From Wash. for OG-Cornelius Johnson)

1975 (Pos: 1st)

- 1A. To Atl. for OT-George Kunz & D1-75
- 1B. Ken Huff, G, North Carolina (3)
(From Atl. in OT-George Kunz trade)
2. To G.B. for LB-Tom MacLeod & D8-75
- 3A. Mike Washington, DB, Alabama (53)

- 3B. Dave Pear, DT, Washington (56)
(From Chi. for rights to TE-Greg Latta)
- 4A. Marshall Johnson, RB, Houston (80)
- 4B. Paul Linford, DT, Brigham Young (93)
(From N.Y. Jets for DT-Jim Bailey)
- 5A. Roosevelt Leaks, RB Texas (105)
- 6A. To Atl. in OT-George Kunz trade
- 6B. Don Westbrook, WR, Nebraska (131)
(From N.Y. Giants for DE-Roy Hilton)
- 7A. Kim Jones, RB, Colorado State (157)
- 7B. Steve Joachim, QB, Temple (160)
(From Chi. for rights to TE-Greg Latta)
- 7C. Derrel Luce, LB, Baylor (168)
(From Chi. for rights to TE-Greg Latta)
- 8A. John Bushong, DE, W. Kentucky (184)
- 8B. Greg Denboer, TE, Michigan (187)
(From Denver for T-Tom Drougas)
- 8C. Mario Cage, RB, NW Louisiana (192)
(From G.B. in LB-Ted Hendricks trade)
9. Royce McKinney, DB, (209)
Kentucky St.
10. Phil Waganheim, P, Maryland (236)
11. Dave Hazel, WR, Ohio State (261)
12. Brad Storm, LB, Iowa State (288)
13. John Roman, G, Idaho State (313)
14. Mike Smith, C, SMU (339)
15. John Goodie, RB, Langston (365)
- 16A. Bill Malouf, WR-DB, Mississippi (392)
- 16B. Mike Evavold, DT, Macalester (399)
(From S.F. in conditional trade)
- 16C. Bob Smith, DB, Maryland (409)
(From Oak. for D13 & D17-76)
- 17A. David McKnight, LB, Georgia (416)
- 17B. Mike Bengard, DE, NW Iowa (426)
(From S.F. in conditional trade)
- 17C. Frank Russell, WR, Maryland (440)
(From Oak. for D13 & D17-76)

1976 (Pos: 20th)

1. Ken Novak, DT, Purdue (20)
2. To Pitt. for rights to T-Ed George
- 3A. Ed Simonini, LB, Texas A&M (81)
- 3B. Ron Lee, RB, West Virginia (90)
(From T.B. for DB-Mike Washington)
4. To Pitt. for rights to T-Ed George
- 5A. Sanders Shiver, LB, (134)
Car.-Newman
(From Chi. for rights to G-N. Jackson)
- 5B. Mike Kirkland, QB, Arkansas (143)
6. To Buffalo for LB-Jim Cheyunski
7. To Chicago for D7-75 & D5-76
8. Ricky Thompson, WR, Baylor (228)
9. Stu Levenick, T, Illinois (258)
10. Tim Baylor, DB, Morgan State (283)
11. Rick Gibney, DT, Georgia Tech (310)
12. Frank Stavroff, K, Indiana (339)
13. To Oakland for D16 & D17-75
14. Jeremiah Cummings, DE, (394)
Alb. (Ga.) St.
15. Gary Alexander, T, Clemson (424)
- 16A. Mike Fuhrman, TE, (449)
Memphis St. (From Wash. for
WR-Cotton Speyrer)

- 16B. Steve Ludwig, C, Miami (Fla.) (451)
17. To Oakland for D16 & D17-75

1977 (Pos: 26th)

1. Randy Burke, WR, Kentucky (26)
2. Mike Ozdowski, DE, Virginia (53)
3. To St. Louis for DB-Norm Thompson
4. To Washington for RB-Herb Mul-Key
5. To N.O. for RB-Howard Stevens
6. Calvin O'Neal, LB, Michigan (163)
7. Blanchard Carter, T, (193)
Nev.-Las Vegas
8. Kenneth Helms, T-C, Georgia (220)
9. Glenn Capriola, RB, (247)
Boston College
10. Ron Baker, G, Oklahoma State (277)
11. Brian Ruff, LB, The Citadel (304)
12. Bill Deutsch, RB, North Dakota (331)

1978 (Pos: 25th)

1. Reese McCall, TE, Auburn (25)
2. Mike Woods, LB, Cincinnati (52)
3. To San Francisco for C-Forrest Blue
4. To Detroit for DT-Herb Orvis
- 5A. Frank Myers, OT, Texas A&M (117)
(From S.F. for QB-Marty Domres)
- 5B. To Kansas City for LB-Willie Lanier
6. Ben Garry, RB, S. Mississippi (161)
7. Jeff Logan, RB, Ohio State (191)
8. Monte Anthony, RB, Nebraska (218)
9. Dave Studdard, OT, Texas (245)
10. Dallas Owens, DB, Kentucky (275)
11. Henry Mason, WR, (302)
Cent. Missouri
12. Bruce Allen, P, Richmond (329)

1979 (Pos: 6th)

1. Barry Krauss, LB, Alabama (6)
2. To Oakland for WR-Mike Siani
- 3A. To Tampa Bay for RB-Don Hardeman
- 3B. Kim Anderson, DB, Arizona State (69)
(From Houston for D3 & D7-79)
4. To Detroit for QB-Greg Landry
5. Larry Braziel, DB, USC (115)
- 6A. To Buffalo for DB-Dwight Harrison
- 6B. Jim Moore, OT, Ohio State (150)
(From Wash. for WR-Ricky Thompson)
7. To Houston for D3-79
- 8A. Steve Heimkreiter, LB, (197)
Notre Dame
- 8B. Nesby Glasgow, DB, Washington (207)
(From Minn. for OT-Frank Myers)
9. Russ Henderson, P, Virginia (224)
10. Steven Stephens, TE, (254)
Oklahoma St.
11. John Priestner, LB, W. Ontario (280)
12. Charles Green, WR, (306)
Kansas State

HISTORY



1980 (Pos: 5th)

- 1A. Curtis Dickey, RB, Texas A&M (5)
- 1B. Derrick Hatchett, DB, Texas (24)
(From Dallas for DE-John Dutton)
- 2A. Ray Donaldson, C, Georgia (32)
- 2B. Tim Foley, OT, Notre Dame (51)
(From Dallas for DE-John Dutton)
3. To Detroit for QB-Greg Landry
4. Ray Butler, WR, USC (88)
5. To Kansas City for RB-Mark Bailey
6. Chris Foote, C, USC (144)
7. Wesley Roberts, DE, TCU (170)
- 8A. Ken Walter, OT, Texas Tech (195)
(From Detroit for LB-Stan White)
- 8B. To Denver for P-Bucky Dilts
9. Mark Bright, RB, Temple (227)
10. Larry Stewart, OT, Maryland (254)
11. Ed Whitley, TE, Kansas State (280)
- 12A. Randy Bielski, K, Towson State(311)
- 12B. Marvin Sims, RB, Clemson (324)
(From Denver for RB-Don Hardeman)

1982 (Pos: 2-1)

- 1A. Johnnie Cooks, LB, Mississippi St. (2)
- 1B. Art Schlichter, QB, Ohio State (4)
(From L.A. for QB-Bert Jones)
2. Leo Wisniewski, NT, Penn State(28)
- 2B. Rohn Stark, P, Florida State (34)
(From L.A. for QB-Bert Jones)
3. James Burroughs, DB, (57)
Michigan St.
4. Mike Pagel, QB, Arizona State (84)
5. Terry Crouch, OG, Oklahoma (113)
6. Pat Beach, TE, (140)
Washington State
7. Fletcher Jenkins, NT, (169)
Washington
8. Tony Loia, OG, Arizona State (196)
9. Tony Berryhill, C, Clemson (225)
10. Tom Deery, DB, Widener (252)
11. Lamont Meacham, DB, (280)
W. Kentucky
12. Johnny Wright, RB, S. Carolina(307)

USFL SUPPLEMENTAL DRAFT

1. Paul Bergmann, TE, UCLA
2. Albert Bentley, RB, Miami
3. Byron Smith, DT, California

1985 (Pos: 5-4)

1. Duane Bickett, LB, USC (5)
2. Don Anderson, DB, Purdue (32)
3. Anthony Young, DB, Temple (61)
4. Willie Broughton, DE, Miami (88)
5. Roger Caron, OT, Harvard (117)
6. To Dallas for OT-Steve Wright
7. James Harbour, WR, Mississippi (173)
8. Ricky Nichols, WR, East Carolina (200)
9. Mark Boyer, TE, USC (229)
10. Andre Pinesett, DT, Cal-Fullerton (256)
11. To L.A. for DB-George Radachowsky
12. David Burnette, OT, C. Arkansas (312)



Duane Bickett was the first pick for Indianapolis in the 1985 NFL Draft.

1983 (Pos: 1st)

1. John Elway, QB, Stanford (1)
2. Vernon Maxwell, LB, Arizona State(29)
3. George Achica, NT, USC (57)
4. Phil Smith, WR, San Diego State(85)
5. Sid Abramowitz, OT, Tulsa (113)
- 6A. To San Diego for K-Mike Wood
- 6B. Grant Feasel, C, Abilene Christian(161)
(From S.D. for DB-Bruce Laird)
7. Alvin Moore, RB, Arizona State(169)
8. To Denver for OT-Glenn Hyde
- 9A. Jim Mills, OT, Hawaii (225)
- 9B. Chris Rose, OT, Stanford (241)
(From Atl. for P-Dave Smigelsky)
10. Ronald Hopkins, DB, Murray St.(252)
11. Jim Bob Taylor, QB, (280)
Georgia Tech
12. Carl Williams, WR, (308)
Tex. Southern

1984 (Pos: 8th)

- 1A. Leonard Coleman, DB, Vanderbilt (8)
- 1B. Ron Solt, OG, Maryland (19)
(From Denver for QB-John Elway)
2. Blaise Winter, DT, Syracuse (35)
3. Chris Scott, DT, Purdue (66)
- 4A. Craig Curry, DB, Texas (93)
- 4B. George Wonsley, RB, Miss. St. (103)
(From Seattle for WR-Roger Carr)
- 5A. Golden Tate, WR, Tennessee St.(120)
- 5B. Kevin Call, OT, Colorado State (130)
(From Seattle for OG-Robert Pratt)
6. Dwight Beverly, RB, Illinois (147)
7. To Det. for OT-Karl Baldischwiler
8. Eugene Daniel, DB, Louisiana St. (205)
9. To Dallas for K-Raul Allegre
10. To Detroit for WR-Tracy Porter
11. Bob Stowe, OT, Illinois (290)
12. Steve Hathaway, DE, W. Virginia(317)

1981 (Pos: 12-11)

- 1A. Randy McMillan, RB, Pittsburgh (12)
- 1B. Donnell Thompson, DT, (18)
N. Carolina (From Minn. for D2a, D2b & D5-81)
- 2A. To Minnesota for D1-81
- 2B. To Minnesota for D1-81
3. Randy Van Divier, OT, Washington (68)
4. Tim Sherwin, TE, Boston College (94)
5. To Minnesota for D1-81
6. Bubba Green, DT, (149)
N. Carolina St.
7. Obed Ariri, K, Clemson (178)
- 8A. Ken Sitton, DB, Oklahoma (204)
- 8B. Hosea Taylor, DT, Houston (220)
(From Phil. for OG-Ron Baker)
9. Tim Gooch, DE, Kentucky (233)
- 10A. Gregg Gerken, LB, N. Arizona (256)
(From S.F. for DT-Jim Krahl)
- 10B. Trent Bryant, DB, Arkansas (259)
11. Holden Smith, WR, California (288)
12. Eric Scoggins, LB, USC (315)

1986 (Pos: 7-6-5-4)

- 1A. Jon Hand, DE, Alabama (4)
(From N.O. for D1 & D3-86)
- 2B. Jack Trudeau, QB, Illinois (47)
(From Dallas in D2 swap for QB-Gary Hogeboom)
3. To New Orleans for D1-86
4. Bill Brooks, WR, Boston University(86)
- 5A. Scott Kellar, DT, Northern Illinois(117)
- 5B. Gary Walker, C, Boston University(124)
(From S.D. for LB-Vernon Maxwell)
6. To L.A. for D7a, D7b & D12-86
- 7A. Steve O'Malley, NT, N. Illinois (171)
- 7B. Chris White, K, Illinois (172)
(From L.A. for D6-86)
- 7C. Tommy Sims, DB, Tennessee (190)
(From L.A. for D6-86)
8. Trell Hooper, DB, Memphis State(198)
9. Bob Brotzki, OT, Syracuse (228)
- 10A. To St. Louis for LB-Dave Ahrens
- 10B. Pete Anderson, C, Georgia (266)
(From S.D. for QB-Mark Herrmann)
11. To Buffalo for QB-Matt Kofler
- 12A. Steve Wade, DT, Vanderbilt (309)
- 12B. Isaac Williams, DT, Florida State (326)
(From L.A. for D6-86)



Ray Donaldson was a four-time Pro Bowler with the Colts.



1987 (Pos: 2nd)

1. Cornelius Bennett, LB, Alabama (2)
2. To Wash. for WR-Walter Murray
3. Chris Gambol, OT, Iowa (58)
4. Randy Dixon, OT, Pittsburgh (85)
5. Roy Banks, WR, Eastern Illinois (114)
6. Freddie Robinson, DB, Alabama (142)
7. Mark Bellini, WR, Brigham Young (170)
- 8A. To Tampa Bay for DB-John Holt
- 8B. Chuckie Miller, DB, UCLA (200)
(From Buffalo for OT-Roger Caron)
- 9A. To N.Y. Giants for DB-Kenny Daniel
- 9B. Bob Ontko, LB, Penn State (247)
(From Cleve. for QB-Mike Pagel)
10. Chris Goode, DB, Alabama (253)
11. Jim Reynolds, DE, Arizona State (281)
12. David Adams, RB, Arizona (309)

1988 (Pos: 21-20-22)

1. To L.A. for RB-Eric Dickerson
2. To L.A. for RB-Eric Dickerson
3. Chris Chandler, QB, Washington (76)
4. Michael Ball, DB, Southern Univ. (104)
5. John Baylor, DB, S. Mississippi (129)
6. To Wash. for WR-Clarence Verdin
7. To N.Y. Giants for DT-Jerome Sally
8. To Buffalo for OT-Roger Caron
9. Jeff Herrod, LB, Mississippi (243)
10. O'Brien Alston, LB, Maryland (270)
11. Donnie Dee, TE, Tulsa (297)
- 12A. Aatron Kenney, WR, Wis.-St. Point
(From Det. for QB-Derrick Ramsey)
- 12B. Tim Vesling, K, Syracuse (327)

1989 (Pos: 15-17-16)

- 1A. To Seattle for LB-Fredd Young
- 1B. Andre Rison, WR, Michigan State (22)
(From Phil. for OG-Ron Solt)
2. To L.A. for RB-Eric Dickerson
3. Mitchell Benson, DT, TCU (72)
4. Pat Tomberlin, OT, Florida State (99)
5. To Washington for D4 & D8-90
6. Quintus McDonald, LB, Penn St. (155)
- 7A. Ivy Joe Hunter, RB, Kentucky (182)
- 7B. Charles Washington, DB, (185)
Cameron (From NYG for TE-Tim Sherwin)
8. Kurt Larson, LB, Michigan State (212)
9. William Mackall, WR, (239)
Tenn.-Martin
10. Jim Thompson, OT, Auburn (266)
11. Wayne Johnson, QB, Georgia (296)
- 12A. William Dubose, RB, S.C. State (314)
(From T.B. for QB-Joe Ferguson)
- 12B. Steve Taylor, QB, Nebraska (323)

1990 (Pos: 12-11-14-13)

- 1A. Jeff George, QB, Illinois (1)
(From Atl. for OT-Chris Hinton,
WR-Andre Rison, D5-90 & D1-91)
- 1B. To Seattle for LB-Fredd Young

2. Anthony Johnson, RB, (36)
Notre Dame
3. To San Diego for LB-Chip Banks
- 4A. Stacey Simmons, WR, Florida (83)
(From Atl. with rights to D1-90)
- 4B. William Schultz, OG, USC (94)
- 4C. Alan Grant, DB, Stanford (103)
(From Washington for D5-89)
- 4D. Pat Cunningham, OT, Texas A&M (106)
(From Phil. for OG-Ron Solt)
5. To Atlanta for D1 & D4-90
6. Tony Walker, LB, SE Missouri St. (148)
7. James Singletary, LB, E. Carolina (179)
- 8A. Ken Clark, RB, Nebraska (206)
- 8B. Harvey Wilson, DB, (213)
Southern Univ.
(From Washington for D5-89)
9. Darvell Huffman, WR, (232)
Boston Univ.
10. To Dallas for OT-Zefross Moss
11. Carnel Smith, DE, Pittsburgh (290)
- 12A. Gene Benhart, QB, W. Illinois (311)
(From S.D. for DB-Leonard Coleman)
- 12B. Dean Brown, OG, Notre Dame (316)

1991 (Pos: 14-13)

1. To Atlanta for D1 & D4-90
2. Shane Curry, DE, Miami (40)
3. Dave McCloughan, DB, Colorado (69)
4. Mark Vander Poel, OT, Colorado (96)
5. Kerry Cash, TE, Texas (125)
6. Mel Agee, DE, Illinois (152)
7. James Bradley, WR, Michigan St. (181)
8. Tim Bruton, TE, Missouri (208)
9. Howard Griffith, RB, Illinois (236)
10. Frank Giannetti, LB, Penn State (263)
11. Jerry Crafts, OT, Louisville (292)
12. Rob Luedeke, C, Penn State (319)

1992 (Pos: 1st)

- 1A. Steve Emtman, DT, Washington (1)
- 1B. Quentin Coryatt, LB, Texas A&M (2)
(From T.B. for QB-Chris Chandler)
2. Ashley Ambrose, DB, (29)
Miss. Val. St.
3. To L.A. for OT-Irv Pankey
- 4A. Rodney Culver, RB, Notre Dame (85)
- 4B. Anthony McCoy, NT, Florida (105)
(From Raid. for RB-Eric Dickerson)
5. Maury Toy, RB, UCLA (113)
6. Shoun Habersham, WR, UT-Chat. (141)
7. Derek Steele, DE, Maryland (169)
- 8A. Jason Belser, DB, Oklahoma (197)
- 8B. Ronald Humphrey, RB, (212)
Miss. Val. St.
(From Raid. for RB-Eric Dickerson)
9. Eddie Miller, WR, South Carolina(225)
10. Stephen Grant, LB, West Virginia(253)
11. To L.A. for OT-Irv Pankey
12. Michael Brandon, DE, Florida (309)

1993 (Pos: 16-15-17)

1. Sean Dawkins, WR, California (16)
- 2A. To Pittsburgh for D2 & D4-93
- 2B. Roosevelt Potts, RB, NE Louisiana(49)
(From Pittsburgh for D2-93)
- 3A. Ray Buchanan, DB, Louisville (65)
(From L.A. for D3 & D5-93)
- 3B. To L.A. D3-93
- 4A. Derwin Gray, DB, Brigham Young (92)
(From Chicago for D4 & D6-93)
- 4B. To Chicago for D4-93
- 4C. Devon McDonald, LB, Notre Dame (107)
(From Pittsburgh for D2-93)
5. To L.A. for D3-93
- 6A. Carlos Etheredge, TE, Miami (157)
- 6B. To Chicago for D4-93
7. Lance Lewis, RB, Nebraska (184)
8. Marquise Thomas, LB, Mississippi (211)

1994 (Pos: 2-3)

- 1A. Marshall Faulk, RB, San Diego St. (2)
- 1B. Trev Alberts, LB, Nebraska (5)
(From L.A. for D1 & D3-94)
2. Eric Mahlum, OG, California (32)
- 3A. Jason Mathews, OT, Texas A&M (67)
- 3B. To L.A. for D1-94
4. Bradford Banta, TE, USC (106)
5. John Covington, DB, Notre Dame(133)
6. Lamont Warren, RB, Colorado (164)
7. Lance Teichelman, DL, (196)
Texas A&M

1995 (Pos: 15-16)

1. Ellis Johnson, DE/T, Florida (15)
2. Ken Dilger, TE, Illinois (48)
3. Zack Crockett, RB, Florida State (79)
4. Ray McElroy, DB, Eastern Illinois(114)
5. Derek West, OT, Colorado (149)
6. Brian Gelzheiser, LB, Penn State(187)
7. Jessie Cox, LB, Texas-Southern (223)

1996 (Pos: 22-21-20-19-18)

- 1A. Marvin Harrison, WR, Syracuse (19)
(From Atl. in QB-Jeff George trade)
- 1B. To T.B. for QB-Craig Erickson
2. Dedic Mathis, DB, Houston (51)
3. Scott Slutzker, TE, Iowa (82)
4. Brian Milne, RB, Penn State (115)
5. Steve Martin, DT, Missouri (151)
- 6A. Keith Conlin, OT, Penn State (191)
- 6B. Mike Cawley, QB, James Madison (205)
(Compensatory Pick)
7. Adrian Robinson, DB, Baylor (232)

1997 (Pos: 19-18-17-21-20)

1. Tarik Glenn, OT, California (19)
2. Adam Meadows, OT, Georgia (48)
- 3A. To San Francisco for D3-97, D5-97
- 3B. Bert Berry, LB, Notre Dame (84)
(From San Francisco for D3-97)
4. Delmonico Montgomery, DB, (117)
Houston

HISTORY



- 5A. Nathaniel Jacquet, WR, (150)
San Diego St.
- 5B. Carl Powell, DE, Louisville (156)
(From San Francisco for D3-97)
- 6. Scott Von Der Ahe, LB, (182)
Arizona St.
- 7. Clarence Thompson, DB,
Knoxville College (219)

1998 (Pos: 1st)

- 1. Peyton Manning, QB, Tennessee (1)
- 2. Jerome Pathon, WR, Washington (32)
- 3A. To Carolina for President Bill Polian
- 3B. E.G. Green, WR, Florida State (71)
(From Baltimore for QB-Jim Harbaugh)
- 4A. To Baltimore for QB-Jim Harbaugh
- 4B. Steve McKinney, OG, Texas A&M(93)
(From Balt. for D4-98, D5-98, D6-98)
- 4C. To Baltimore for D4-98
- 5A. To Baltimore for D4-98
- 5B. Antony Jordan, LB, Vanderbilt (135)
(From Cincinnati for QB-Paul Justin)
- 6. To Baltimore for D4-98
- 7A. Aaron Taylor, OL, Nebraska (190)
- 7B. Cory Gaines, DB, Tennessee (231)
(Compensatory Pick)

1999 (Pos: 4-3-2)

- 1. Edgerrin James, RB, Miami (4)
- 2A. To Carolina for DB-Tyrone Poole
- 2B. Mike Peterson, LB, Florida (36)
(From St. Louis for RB-Marshall Faulk)
- 3. Brandon Burlsworth, OG, Arkansas (63)
- 4A. Paul Miranda, DB, Central Florida(96)
(From S.F. for D4-99, D6-99)
- 4B. To S.F. with D6-99 for D4-99
- 5A. To Pittsburgh for LB-Steven Conley
- 5B. Brad Scioli, DE, Penn State (138)
(From St. Louis for RB-Marshall Faulk)
- 6. To S.F. with D4-99 for D4-99
- 7A. Hunter Smith, P, Notre Dame (210)
- 7B. Corey Terry, LB, Tennessee (250)
(Compensatory Pick)



Colts 1999 draft selection, running back Edgerrin James, leads the franchise in career rushing yardage (9,226).

2000 (Pos: 28)

- 1. Rob Morris, LB, Brigham Young (28)
- 2. Marcus Washington, LB, Auburn (59)
- 3. David Macklin, DB, Penn State (91)
- 4. Josh Williams, DT, Michigan (122)
- 5A. Matt Johnson, OG, Brigham Young(138)

- 5B. To New Orleans with D6-00 for D5-00
- 6. To New Orleans with D5-00 for D5-00
- 7A. Rob Renes, DT, Michigan (235)
- 7B. Rodregis Brooks, DB, Ala. Birm. (238)
(From Oakland for D6-01)

2001 (Pos: 22-21-23)

- 1A. To N.Y. Giants for D1, D3, D6-01
- 1B. Reggie Wayne, WR, Miami (30)
(From N.Y. Giants for D1-01)
- 2A. Idrees Bashir, DB, Memphis (37)
(From Dallas for D2, D3-01)
- 2B. To Dallas for D2-01
- 3A. To Dallas for D2-01
- 3B. Cory Bird, DB, Virginia Tech (91)
(From N.Y. Giants for D1-01)
- 4. Ryan Diem, OG, Northern Illinois(118)
- 5. Raymond Walls, DB, (152)
Southern Mississippi
- 6A. To Oakland for D7-00
- 6B. Jason Doering, DB, Wisconsin (193)
(From N.Y. Giants for D1-01)
- 7. Rick DeMulling, OG, Idaho (220)

2002 (Pos: 11-10-9-8)

- 1. Dwight Freeney, DE, Syracuse (11)
- 2. Larry Tripplett, DT, Washington (42)
- 3. Joseph Jefferson, DB, (74)
W. Kentucky
- 4. David Thornton, LB, North Carolina (106)
- 5. To Seattle for QB-Brock Huard
- 6a. David Pugh, DT, Virginia Tech (182)
- 6b. James Lewis, DB, Miami (183)
(From St. Louis for WR-Terrence Wilkins)
- 6c. Brian Allen, RB, Stanford (204)
(From St. Louis for P-John Baker)
- 7. Josh Mallard, DE, Georgia (220)

2003 (Pos: 24-26-25)

- 1. Dallas Clark, TE, Iowa (24)
- 2. Mike Doss, DB, Ohio State (58)
- 3. Donald Strickland, DB, Colorado (90)
- 4. Steve Sciuлло, OG, Marshall (122)
- 5A. Robert Mathis, DE, Alabama A&M(138)
(From Houston for D4-04)
- 5B. Keyon Whiteside, LB, Tennessee (162)
- 6A. Cato June, DB, Michigan (198)
- 6B. Makoa Freitas, OT, Arizona (208)
(Compensatory)
- 7. To New Orleans for RB-Ricky Williams



Robert Mathis, a fifth-round selection in the 2003 NFL Draft, leads the franchise in sacks (123.0).

2004 (Pos: 29-28-27-26)

- 1. To Atlanta with D3-04 for D2, D3, D4-04
- 2A. To Pittsburgh for D2, D4-04
(From Atl. with D3, D4-04 for D1, D3-04)
- 2B. Bob Sanders, DB, Iowa (44)
(From Pittsburgh with D4-04 for D2-04)
- 2C. To Cle. with D5-04 for D3, D5, D6-04
- 3A. Ben Hartscock, TE, Ohio State (68)
(From Cle. with D5, D6-04 for D2, D5-04)
- 3B. Gilbert Gardner, LB, Purdue (69)
(From Atl. with D2, D4-04 for D1, D3-04)
- 3C. To Atlanta with D1-04 for D2, D3, D4-04
- 4A. Kendyll Pope, LB, Florida State (107)
(From Pittsburgh with D2-04 for D2-04)
- 4B. To Houston for DE-Robert Mathis
- 4C. Jason David, DB, Washington State(125)
(From Atl. with D2, D3-04 for D1, D3-04)
- 5A. Jake Scott, OT, Idaho (141)
(From Cle. with D3, D6-04 for D2, D5-04)
- 5B. To Cle. with D2-04 for D3, D5, D6-04
- 6A. Von Hutchins, DB, Mississippi (173)
(From Cle. with D3, D5-04 for D2, D5-04)
- 6B. Jim Sorgi, QB, Wisconsin (193)
- 7A. To Tampa Bay for DB-David Gibson
- 7B. David Kimball, K, Penn State (229)
(From St. Louis for DB-Rich Coady)

2005 (Pos: 29-28)

- 1. Marlin Jackson, DB, Michigan (29)
- 2. Kelvin Hayden, DB, Illinois (60)
- 3. Vincent Burns, DT, Kentucky (92)
- 4A. Dylan Gandy, C/G, Texas Tech (129)
- 4B. Matt Giordano, DB, California (135)
(Compensatory)
- 5A. Jonathan Welsh, DE, Wisconsin (148)
(From Philadelphia for D4-06)
- 5B. Rob Hunt, C/G, (165)
North Dakota State
- 5C. Tyjuan Hagler, LB, Cincinnati (173)
(Compensatory)
- 6. Dave Rayner, K, Michigan State (202)
- 7. Anthony Davis, RB, Wisconsin (243)

2006 (Pos: 30)

- 1. Joseph Addai, RB, Louisiana State(30)
- 2. Tim Jennings, DB, Georgia (62)
- 3. Freddy Keiaho, LB, (94)
San Diego State
- 4. To Philadelphia for DE-Jonathan Welsh
- 5. Michael Toudouze, OT, (162)
Texas Christian
- 6A. Charlie Johnson, OT, (199)
Oklahoma State
- 6B. Antoine Bethea, DB, Howard (207)
(Compensatory)
- 7. T.J. Rushing, DB, Stanford (238)
(From Tennessee for D6-07)



2007 (Pos: 32)

1. Anthony Gonzalez, WR, Ohio State (32)
- 2A. Tony Ugho, OT, Arkansas (42)
(From San Francisco for D4a-07, D1-08)
- 2B. To Tampa Bay for DT-Booger McFarland
- 3A. Daymeion Hughes, DB, California (95)
- 3B. Quinn Pitcock, DT, Ohio State (98)
(Compensatory)
- 4A. To San Francisco with D1-08 for D2a-07
(From New Orleans for DB-Jason David)
- 4B. Brannon Condren, DB, Troy (131)
- 4C. Clint Session, LB, Pittsburgh (136)
(Compensatory)
- 5A. Roy Hall, WR, Ohio State (169)
- 5B. Michael Coe, DB, Alabama State(173)
(Compensatory)
6. To Tennessee for DB-T.J. Rushing
7. Keyunta Dawson, DE, Texas Tech (242)

2008 (Pos: 29-28-30)

1. To San Francisco with D4a-07 for D2-07
2. Mike Pollak, OG, Arizona State (59)
3. Philip Wheeler, LB, Georgia Tech (93)
4. Jacob Tamme, TE, Kentucky (127)
5. Marcus Howard, DE, Georgia (161)
- 6A. Tom Santi, TE, Virginia (196)
- 6B. Steve Justice, C, Wake Forest (201)
(Compensatory)
- 6C. Mike Hart, RB, Michigan (202)
(Compensatory)
- 6D. Pierre Garcon, WR, Mount Union(205)
(Compensatory)
7. Jamey Richard, OG, Buffalo (236)

2009 (Pos: 27-29-28)

1. Donald Brown, RB, Connecticut (27)
- 2A. Fili Moala, DT, Southern California(56)
(From Miami for D2b-09, D5-09)
- 2B. To Miami with D5-09 for D2a-09
3. Jerraud Powers, DB, Auburn (92)
- 4A. Austin Collie, WR, Brigham Young(127)
- 4B. Terrance Taylor, DT, Michigan (136)
(Compensatory)
5. To Miami with D2b-09 for D2a-09
6. Curtis Painter, QB, Purdue (201)
- 7A. Pat McAfee, P, West Virginia (222)
(From Philadelphia for D6-10)
- 7B. Jamie Thomas, OG, Maryland (236)

2010 (Pos: 22-21-23)

1. Jerry Hughes, DE, Texas Christian(31)
2. Pat Angerer, LB, Iowa (63)
3. Kevin Thomas, DB, USC (94)
4. Jacques McClendon, OG, Tennessee (129)
5. Brody Eldridge, TE, Oklahoma (162)
6. To Philadelphia for D7a-09
- 7A. Ricardo Mathews, DT, Cincinnati(238)
- 7B. Kavell Conner, LB, Clemson (240)
(Compensatory)
- 7C. Ray Fisher, DB, Indiana (246)
(Compensatory)

2011 (Pos: 31)

1. Anthony Castonzo, OT, (22)
Boston College
- 2A. Ben Ijalana, OG, Villanova (49)
(From Washington for D2b-11, D5-11)
- 2B. To Washington with D5-11 for D2a-11
3. Drake Nevis, DT, Louisiana State (87)
4. Delone Carter, RB, Syracuse (119)
5. To Washington with D2b-11 for D2a-11
6. Chris Rucker, DB, Michigan State (188)
7. To Washington for DB-Justin Tyrone

2012 (Pos: 1-2)

1. Andrew Luck, QB, Stanford (1)
2. Coby Fleener, TE, Stanford (34)
- 3A. Dwayne Allen, TE, Clemson (64)
- 3B. T.Y. Hilton, WR, (92)
Florida International
(From San Francisco for D4-12, D5-13)
- 5A. Josh Chapman, DT, Alabama (136)
- 5B. Vick Ballard, RB, Mississippi (170)
(Compensatory)
6. LaVon Brazill, WR, Ohio (206)
(Compensatory)
- 7A. Justin Anderson, OG, Georgia (208)
- 7B. Tim Fugger, LB, Vanderbilt (214)
(From Jacksonville through the New York Jets for D6-12)
- 7C. Chandler Harnish, QB, (253)
Northern Ill. (Compensatory)



Quarterback Andrew Luck was the No. 1 overall selection in the 2012 NFL Draft.

2013 (Pos: 24)

1. Bjoern Werner, OLB, Florida State(24)
2. To Miami for CB-Vontae Davis
3. Hugh Thornton, G, Illinois (86)
4. Khaled Holmes, C/G, USC (121)
- 5A. Montori Hughes, DT, UT Martin (139)
(From Cleveland for D4-14)
- 5B. To San Francisco with D4-12
6. John Boyett, S, Oregon (192)
- 7A. Kerwynn Williams, RB, (230)
Utah State
- 7B. Justice Cunningham, TE, (254)
South Carolina (Compensatory)

2014 (Pos: 26-27)

1. To Cleveland for RB-Trent Richardson
2. Jack Mewhort, T/G, Ohio State (59)
3. Donte Moncrief, WR, Mississippi (90)
4. To Cleveland for DT-Montori Hughes
5. Jonathan Newsome, DE, Ball State(166)
6. Andrew Jackson, ILB, Western Kentucky (203)
- 7A. Ulrick Herrera, T, Georgia State (232)
(From Baltimore for C-A.Q. Shipley)
- 7B. To St. Louis for CB-Josh Gordy

2015 (Pos: 29)

1. Phillip Dorsett, WR, Miami (29)
2. To Tampa Bay with D4b-15 for D3a-15, D4a-15
- 3A. D'Joun Smith, CB, Florida Atlantic (65)
(From Tampa Bay with D4a-15 for D2-15, D4b-15)
- 3B. Henry Anderson, DE, Stanford (93)
- 4A. Clayton Geathers, S, Central Florida(109)
(From Tampa Bay with D3a-15 for D2-15, D4b-15)
- 4B. To Tampa Bay with D2-15 for D3a-15, D4a-15
- 5A. David Parry, DT, Stanford (151)
(From San Francisco for D5b-15, D7a-15)
- 5B. To San Francisco with D7a-15 for D5a-15
- 6A. Josh Robinson, RB, (205)
Mississippi State
- 6B. Amarlo Herrera, ILB, Georgia (207)
(From Seattle for CB-Marcus Burley)
- 7A. To San Francisco with D5b-15 for D5a-15)
- 7B. Denzelle Good, T, Mars Hill (255)
(Compensatory)

2016 (Pos: 18-17-19)

1. Ryan Kelly, C, Alabama (18)
- 2A. To Green Bay for D2-16, D4a-16, D7-16
- 2B. T.J. Green, S, Clemson (57)
(From Green Bay with D4a-16, D7-16 for D2-16)
3. Le'Raven Clark, T, Texas Tech (82)
- 4A. Hassan Ridgeway, DT, Texas (116)
- 4B. Antonio Morrison, ILB, Florida (125)
(From Green Bay with D2-16, D7-16 for D2-16)
5. Joe Haeg, T, North Dakota State(155)
6. To Oakland for ILB-Sio Moore
- 7A. Trevor Bates, OLB, Maine (239)
- 7B. Austin Blythe, C, Iowa (248)
(From Green Bay with D2-16, D4a-16 for D2-16)

HISTORY



2017 (Pos: 15-14-16)

1. Malik Hooker, S, Ohio State (15)
2. Quincy Wilson, CB, Florida (46)
3. Tarell Basham, OLB, Ohio (80)
- 4A. To San Francisco for D4c-17, D5b-17
- 4B. Zach Banner, T, USC (137)
(From New England for TE-Dwayne Allen, D6-17)
- 4C. Marlon Mack, RB, South Florida (143)
(From San Francisco with D5b-17 for D4a-17)
- 4D. Grover Stewart, DT, Albany State(144)
- 5A. Nate Hairston, CB, Temple (158)
- 5B. Anthony Walker, ILB, Northwestern(161)
(From San Francisco with D4c-17 for D4a-17)
6. To New England with TE-Dwayne Allen for D4b-17
7. To Cleveland for DT-Billy Winn

2018 (Pos: 3-4)

- 1A. To New York Jets for D1-18, D2a-18, D2b-18, D2-19
- 1B. Quenton Nelson, G, Notre Dame (6)
(From New York Jets with D2a-18, D2b-18, D2-19 for D1-17)
- 2A. Shaquille Leonard, LB, S. Carolina St.
- 2B. Braden Smith, G, Auburn (37)
(From New York Jets with D1-17, D2b-18, D2-19 for D1-17)
- 2C. To Philadelphia for D2-18, D5-18
- 2D. Kemoko Turay, DE, Rutgers (52)
(From Philadelphia with D5-18 for D2c-18)
- 2E. Tyquan Lewis, DE, Ohio State (64)
(From Cleveland for D3-18, D6-18)
3. To Cleveland for D2-18
4. Nyheim Hines, RB, N.C. State (104)
- 5A. To Oakland for D5-18, D6-18
- 5B. Daurice Fountain, WR, Northern Iowa (159)
(From Oakland with D6-18 for D5a-18)
- 5C. Jordan Wilkins, RB, Mississippi (169)
(From Philadelphia with D2c-18 for D2c-18)
- 6A. To Cleveland with D3-18 for D2-18
- 6B. Deon Cain, WR, Clemson (185)
(From Oakland with D5b-18 for D5a-18)
- 7A. Matthew Adams, LB, Houston (221)
- 7B. Zaire Franklin, LB, Syracuse (235)
(From New York Jets for DT-Henry Anderson)

2019 (Pos: 26-27)

1. To Washington for D2-19, D2-20
- 2A. Rock Ya-Sin, CB, Temple (34)
(From New York Jets with D2a-18, D2b-18, D2-19 for D1-18)
- 2B. To Cleveland for D2c-19, D5a-19
- 2C. Ben Banogu, LB, TCU (49)
(From Cleveland with D5a-19 for D2b-19)
- 2D. Parris Campbell, WR, Ohio State (59)
3. Bobby Okereke, LB, Stanford (89)
- 4A. Khari Willis, S, Michigan State (109)
(From Oakland for D4b-19, D4c-19)
- 4B. To Oakland with D4c-19 for D4a-19
- 4C. To Oakland with D4b-19 for D4a-19
- 5A. Marvell Tell III, CB, USC (144)
(From Cleveland with D2c-19 for D2b-19)
- 5B. E.J. Speed, LB, Tarleton State (164)
6. Gerri Green, DE, Miss. State (199)
- 7A. Jackson Barton, T, Utah (240)
- 7B. Javon Patterson, C, Mississippi (246)
(From Philadelphia for DT-Hassan Ridgeway)

2020 (Pos: 13-12-11-16-15-14)

1. To San Francisco for DT-DeForest Buckner
- 2A. Michael Pittman Jr., WR, USC (34)
(From Washington for D2-19)
- 2B. Jonathan Taylor, RB, Wisconsin (41)
(From Cleveland for D2-20, D5-20)
- 3A. To Detroit with D6-20 for D3-20, D5-20, D6-20
- 3B. Julian Blackmon, S, Utah (85)
4. Jacob Eason, QB, Washington (122)
5. Danny Pinter, G, Ball State (149)
(From Detroit with D3-20, D6-20 for D3-20, D6-20)
- 6A. Rob Windsor, DT, Penn State (193)
- 6B. Isaiah Rodgers, CB, UMass (211)
(From New York Jets for CB-Quincy Wilson)
- 6C. Dezmon Patmon, WR, Wash. St.(212)
(From New England with D6-20 for D6-20)
- 6D. Jordan Glasgow, LB, Michigan (213)
(From New England with D6-20 for D6-20)

2021 (Pos: 21-22-22-21)

1. Kwity Paye, DE, Michigan (21)
2. Dayo Odeyibgo, DE, Vanderbilt (54)
3. To Philadelphia with D1-22 for QB-Carson Wentz
4. Kylan Granson, TE, SMU (127)
5. Shawn Davis, S, Florida (165)
- 6A. To New Orleans for D6b-21, D7a-21
- 6B. Sam Ehlinger, QB, Texas (218)
(From New Orleans with D7a-21 for D6a-21)
- 7A. Mike Strachan, WR, Charleston (229)
(From New Orleans with D6b-21 for D6a-21)
- 7B. Will Fries, G/T, Penn State (248)

2022 (Pos: 16-15-18-17)

1. To Philadelphia with D3-21 for QB-Carson Wentz
- 2A. To Washington with D7-22, QB-Carson Wentz for D2-22, D3-22, D3-23
- 2B. To Minnesota with D4-22 for D2-22, D3-22, D6-22
- 2C. Alec Pierce, WR, Cincinnati (53)
(From Minnesota with D3-22, D6-22 for D2-22, D4-22)
- 3A. Jelani Woods, TE, Virginia (73)
(From Washington with D2-22, D3-23 for D2-22, D7-22, QB-Carson Wentz)
- 3B. Bernhard Raimann, T, Central Mich.(77)
(From Minnesota with D2-22, D6-22 for D2-22, D4-22)
- 3C. To Atlanta for QB-Matt Ryan
- 3D. Nick Cross, S, Maryland (96)
(From Denver for D5-22, D3-23)
4. To Minnesota with D2-22 for D2-22, D3-22, D6-22
- 5A. Eric Johnson, DT, Missouri St. (159)
- 5B. To Denver with D3-23 for D3-22
- 6A. Andrew Ogletree, TE, Youngstown St.(192)
(From Minnesota with D2-22, D3-22 for D2-22, D4-22)
- 6B. To Philadelphia for T-Matt Pryor, D7-22
- 6C. Curtis Brooks, DT, Cincinnati (216)
- 7A. Rodney Thomas, S, Yale (239)
- 7B. To Washington with D2-22, QB-Carson Wentz for D2-22, D3-22, D3-23



Shaquille Leonard was named the NFL's 2018 Defensive Rookie of the Year.



2023 (Pos: 4)

1. Anthony Richardson, QB, Florida (4)
2A. To Las Vegas for D2-23, D5-23
- 2B. To Atlanta for D2-23, D4-23
(From Las Vegas with D5-23 for D2-23)
- 2C. JuJu Brents, CB, Kansas State (44)
(From Atlanta with D4-23 for D2-23)
- 3A. To Denver with D5-22 for D3-22
- 3B. Josh Downs, WR, North Carolina (75)
(From Washington with D2-22, D3-22
for QB-Carson Wentz, D2-22, D7-22)
- 4A. Blake Freeland, T, BYU (106)
- 4B. Adetomiwa Adedavore, DT, Northwestern (110)
(From Atlanta with D2-23 for D2-23)
- 5A. Darius Rush, CB, South Carolina (138)
- 5B. To Minnesota for D5-23, D6-23
- 5C. Daniel Scott, S, California (158)
(From Minnesota with D6-23 for
D5-23)
- 5D. Will Mallory, TE, Miami (162)
(From Buffalo with RB-Zack Moss for
RB-Nyheim Hines)
- 5E. Evan Hull, RB, Northwestern (176)
(From Dallas for CB-Stephon Gilmore)
- 6A. Titus Leo, DE, Wagner (211)
(From Minnesota with D5-23 for
D5-23)
- 6B. To Tampa Bay for LB-Grant Stuard,
D7-23
- 7A. Jaylon Jones, CB, Texas A&M (221)
- 7B. Jake Witt, T, Northern Michigan (236)
(From Tampa Bay with LB-Grant
Stuard for D6-23)



FREE AGENCY (1993-2023)

UNRESTRICTED FREE AGENTS LISTED ONLY

2023

Players Signed by Colts (5): TE-Pharaoh Brown (Cleveland), DT-Taven Bryan (Cleveland), DE-Samson Ebukam (San Francisco), K-Matt Gay (Los Angeles Rams), QB-Gardner Minshew II (Philadelphia).

Former Colts Signed by Other Clubs (6): WR-Parris Campbell (New York Giants), DT-Byron Cowart (Kansas City), CB-Brandon Facyson (Las Vegas), K-Chase McLaughlin (Tampa Bay), LB-Bobby Okereke (New York Giants), G/T-Matt Pryor (San Francisco).

2022

Players Signed by Colts (5): CB-Brandon Facyson (Las Vegas); S-Armani Watts (Kansas City); LB-Brandon King (New England); S-Rodney McLeod (Philadelphia); CB-Stephon Gilmore (Carolina).

Former Colts Signed by Other Clubs (10): LB-Matt Adams (Chicago); G-Mark Glowinski (New York Giants); Marlon Mack (Houston); AI-Quadin Muhammad (Chicago); George Odum (San Francisco); Zach Pascal (Philadelphia); Chris Reed (Minnesota); Isaac Rochell (Cleveland); Taylor Stallworth (Kansas City); Kemoko Turay (San Francisco).

2021

Players Signed by Colts (4): T-Julién Davenport (Miami); S-Sean Davis (Pittsburgh); CB G-Chris Reed (Carolina); T-Sam Tevi (Los Angeles Chargers).

Former Colts Signed by Other Clubs (6): DT/DE-Denico Autry (Tennessee); QB-Jacoby Brissett (Miami); T-Le'Raven Clark (Philadelphia); CB-Tremon Smith (Houston); LB-Anthony Walker (Cleveland); S-Tavon Wilson (San Francisco).

2020

Players Signed by Colts (2): DT-Sheldon Day (San Francisco); QB-Philip Rivers (Los Angeles Chargers).

Former Colts Signed by Other Clubs (5): C-Josh Andrews (New York Jets); DT-Trevon Coley (Arizona); TE-Eric Ebron (Pittsburgh); WR-Devin Funchess (Green Bay); T/G-Joe Haeg (Tampa Bay).

2019

Players Signed by Colts (2): WR-Devin Funchess (Carolina); RB-Spencer Ware (Kansas City).

Former Colts Signed by Other Clubs (5): LB-Najee Goode (Jacksonville); WR-Ryan Grant (Oakland); WR-Dontrelle Inman (New England); S-J.J. Wilcox (Atlanta); DT-AI Woods (Seattle).

2018

Players Signed by Colts (4): DT/DE-Denico Autry (Oakland); WR-Ryan Grant (Washington); G-Matt Slautson (Los Angeles Chargers); ILB-Najee Goode (Philadelphia).

Former Colts Signed by Other Clubs (5): ILB-Jon Bostic (Pittsburgh); RB-Frank Gore (Miami); CB-Rashaan Melvin (Oakland); OLB-Barkevious Mingo (Seattle); WR-Donte Moncrief (Jacksonville).

2017

Players Signed by Colts (11): WR-Kamar Aiken (Baltimore); ILB-Jon Bostic (Detroit); DT-Johnathan Hankins (New York Giants); DE-Margus Hunt (Cincinnati); P-Jeff Locke (Minnesota); OLB-Barkevious Mingo (New England); G/C-Brian Schwenke (Tennessee); OLB-Jabaal Sheard (New England); OLB-John Simon (Houston); ILB-Sean Spence (Tennessee); TE-Brandon Williams (Seattle).

Former Colts Signed by Other Clubs (3): S-Mike Adams (Carolina); LB-Chris Carter (Washington); G-Hugh Thornton (Atlanta).

2016

Players Signed by Colts (4): CB-Patrick Robinson (San Diego); RB-Jordan Todman (Pittsburgh); QB-Scott Tolzien (Green Bay); RB-Robert Turbin (Dallas).

Former Colts Signed by Other Clubs (5): S-Colt Anderson (Buffalo); TE-Coby Fleener (New Orleans); ILB-Jerrell Freeman (Chicago); S-Dwight Lowery (San Diego); CB-Greg Toler (Washington).

2015

Players Signed by Colts (5): WR-Vincent Brown (Oakland); OLB-Trent Cole (Philadelphia); RB-Frank Gore (San Francisco); ILB-Nate Irving (Denver); S-Dwight Lowery (Atlanta).

Former Colts Signed by Other Clubs (3): S-Sergio Brown (Jacksonville); CB-Josh Gordy (New York Giants); DE-Cory Redding (Arizona).

HISTORY



2014

Players Signed by Colts (3): DT-Arthur Jones (Baltimore); WR-Hakeem Nicks (New York Giants); S-Colt Anderson (Philadelphia).

Former Colts Signed by Other Clubs (8): S-Antoine Bethea (San Francisco); RB-Donald Brown (San Diego); ILB-Kavell Conner (San Diego); WR-Darrius Heyward-Bey (Pittsburgh); G-Jeff Linkenbach (Kansas City); DE-Ricardo Mathews (Houston); G-Mike McGlynn (Washington); CB-Cassius Vaughn (Detroit).

2013

Players Signed by Colts (8): T-Gosder Cherilus (Detroit); DT-Aubrayo Franklin (San Diego); DT-Ricky Jean Francois (San Francisco); S-LaRon Landry (New York Jets); OLB-Lawrence Sidbury (Atlanta); G-Donald Thomas (New England); CB-Greg Toler (Arizona); OLB-Erik Walden (Green Bay).

Former Colts Signed by Other Clubs (6): WR-Donnie Avery (Kansas City); LB-Moise Fokou (Tennessee); NT-Antonio Johnson (Tennessee); G-Seth Olsen (Minnesota); CB-Jerraud Powers (Arizona); QB-Drew Stanton (Arizona).

2012

Players Signed by Colts (6): WR-Donnie Avery (Tennessee); OL-Mike McGlynn (Cincinnati); DT-Brandon McKinney (Baltimore); DL-Cory Redding (Baltimore); C-Samson Satele (Oakland); S-Tom Zbikowski (Baltimore).

Former Colts Signed by Other Clubs (12): DE-Jamaal Anderson (Cincinnati); FS-Stevie Brown (New York Giants); FB-Jerome Felton (Minnesota); WR-Pierre Garcon (Washington); WR-Anthony Gonzalez (New England); CB-Jacob Lacey (Detroit); OT-Quinn Ojinnaka (St. Louis); QB-Dan Orlovsky (Tampa Bay); C-Mike Pollak (Carolina); C-Jeff Saturday (Green Bay); TE-Jacob Tamme (Denver); LB-Philip Wheeler (Oakland).

2011

Players Signed by Colts (1): LB-Ernie Sims (Philadelphia).

Former Colts Signed by Other Clubs (1): LB-Clint Session (Jacksonville).

2010

Players Signed by Colts (0): None.

Former Colts Signed by Other Clubs (0): None.

2009

Players Signed by Colts (1): LB-Adam Seward (Carolina).

Former Colts Signed by Other Clubs (4): DB-Keiwan Ratliff (Pittsburgh); DT-Darrell Reid (Denver); RB-Dominic Rhodes (Buffalo); P-Hunter Smith (Washington).

2008

Players Signed by Colts (0): None.

Former Colts Signed by Other Clubs (3): LB-Rocky Boiman (Philadelphia); DT-Dan Klecko (Philadelphia); OG-Jake Scott (Tennessee).

2007

Players Signed by Colts (2): OG-Rick DeMulling (Detroit); TE-Mike Seidman (Carolina).

Former Colts Signed by Other Clubs (4): DB-Jason David (New Orleans); DB-Nick Harper (Tennessee); LB-Cato June (Tampa Bay); RB-Dominic Rhodes (Oakland).

2006

Players Signed by Colts (1): K-Adam Vinatieri (New England).

Former Colts Signed by Other Clubs (4): RB-Edgerrin James (Arizona); LB-David Thornton (Tennessee); DT-Larry Tripplett (Buffalo); K-Mike Vanderjagt (Dallas).

2005

Players Signed by Colts (1): DT-Corey Simon (Philadelphia).

Former Colts Signed by Other Clubs (3): DB-Idrees Bashir (Carolina); OG-Rick DeMulling (Detroit); LB-Jim Nelson (Baltimore).

2004

Players Signed by Colts (0): None.

Former Colts Signed by Other Clubs (4): WR-JaJuan Dawson (New York Giants); DB-David Macklin (Arizona); LB-Marcus Washington (Washington); WR-Terrence Wilkins (Miami).



2003

Players Signed by Colts (4): DB-Rich Coady (Tennessee); LB-Jim Nelson (Minnesota); DT-Montae Reagor (Denver); WR-Brandon Stokley (Baltimore).

Former Colts Signed by Other Clubs (3): RB-Jim Finn (New York Giants); DE-Chukie Nwokorie (Green Bay); LB-Mike Peterson (Jacksonville).

2002

Players Signed by Colts (5): DT-James Cannida (Tampa Bay); LB-Greg Favors (Tennessee); DB-Walt Harris (Chicago); WR-Qadry Ismail (Baltimore); C/G-Jim Pyne (Philadelphia).

Former Colts Signed by Other Clubs (5): OG-Steve McKinney (Houston); OG-Larry Moore (Washington); WR-Jerome Pathon (New Orleans); LB-Ryan Phillips (New England); WR-Tony Simmons (Houston).

2001

Players Signed by Colts (2): DT-Christian Peter (New York Giants); LB-Mike Morton (Green Bay).

Former Colts Signed by Other Clubs (2): DB-Jason Belser (Kansas City); DE-Bernard Whittington (Cincinnati).

2000

Players Signed by Colts (1): DL-Bernard Holsey (New York Giants).

Former Colts Signed by Other Clubs (0): None.

1999

Players Signed by Colts (7): LB-Jeff Brady (Carolina); DE-Chad Bratzke (New York Giants); QB-Stoney Case (Arizona); DB-Chad Cota (New Orleans); RB-Darick Holmes (Green Bay); OL-Sale Isaia (Baltimore); DE-Shawn King (Carolina).

Former Colts Signed by Other Clubs (4): P-Chris Gardocki (Cleveland); DB-Tim Hauck (Philadelphia); WR-Torrance Small (Philadelphia); DL-Jeff Zgonina (St. Louis).

1998

Players Signed by Colts (5): LB-Myron Baker (Carolina); DB-Jeff Burris (Buffalo); LB-Jeff Herrod (Philadelphia); OG-Tom Myslinski (Pittsburgh); WR-Torrance Small (St. Louis).

Former Colts Signed by Other Clubs (4): WR-Sean Dawkins (New Orleans); DB-Derwin Gray (Carolina); OT-Jason Mathews (Tampa Bay); WR-Brian Stablein (New England).

1997

Players Signed by Colts (3): DB-Robert Blackmon (Seattle); DE-Al Fontenot (Chicago); DB-Carlton Gray (Seattle).

Former Colts Signed by Other Clubs (2): DB-Ray Buchanan (Atlanta-transitional); DT-Tony Siragusa (Baltimore).

1996

Players Signed by Colts (5): LB-Elijah Alexander (Denver); OT-Troy Auzenne (Chicago); DB-Derrick Frazier (Philadelphia); C/G-Jay Leeuwenburg (Chicago); OL-Doug Widell (Detroit).

Former Colts Signed by Other Clubs (3): DB-Ashley Ambrose (Cincinnati); OG-Joe Staysniak (Green Bay); OT-Will Wolford (Pittsburgh).

1995

Players Signed by Colts (3): WR-Willie "Flipper" Anderson (St. Louis); P-Chris Gardocki (Chicago); TE-Ed West (Green Bay).

Former Colts Signed by Other Clubs (7): K-Dean Biasucci (Pittsburgh); TE-Kerry Cash (Oakland); OL-Cecil Gray (Oakland); QB-Don Majkowski (Detroit); OT-Zefross Moss (Detroit); DT-Thomas Sims (Minnesota); P-Rohn Stark (Pittsburgh).

1994

Players Signed by Colts (2): LB-Tony Bennett (Green Bay); WR-Floyd Turner (New Orleans).

Former Colts Signed by Other Clubs (0): None.

1993

Players Signed by Colts (3): WR-Aaron Cox (St. Louis); C-Kirk Lowdermilk (Minnesota); OT-Will Wolford (Buffalo).

Former Colts Signed by Other Clubs (2): WR-Bill Brooks (Buffalo); DB-Mike Prior (Green Bay).



“PLAN B” FREE AGENCY (1989-1992)

1992

Players Signed by Colts (5): WR-Reggie Langhorne (Cleveland); OL-Trevor Matich (New York Jets); OG-Ron Solt (Philadelphia); P/QB-Tom Tupa (Phoenix); LB-Carl Zander (Cincinnati).

Former Colts Signed by Other Clubs (9): OL-Brian Baldinger (Buffalo); TE-Pat Beach (New York Jets); OL-Brian Blados (Seattle); QB-Rusty Hilger (Seattle); LB-Matt Jaworski (Pittsburgh); LB-Brian Jones (Miami); RB-Bruce Perkins (Cleveland); DB-Keith Taylor (New Orleans); DB-Charles Washington (Green Bay).

1991

Players Signed by Colts (2): DL-Travis Davis (New Orleans); LB-Cedric Figaro (San Diego).

Former Colts Signed by Other Clubs (6): LB-O'Brien Alston (Los Angeles Raiders); DL-Jeff Faulkner (Phoenix); RB-Ivy Joe Hunter (New England); LB-Kurt Larson (Green Bay); TE-Eugene Riley (Detroit); LB-Matt Vanderbeek (Minnesota).

1990

Players Signed by Colts (0): None.

Former Colts Signed by Other Clubs (8): TE-Mark Boyer (New York Jets); TE-John Brandes (Washington); DE-Ezra Johnson (Houston); LB-Cliff Odom (Miami); DB-Anthony Parker (New York Jets); DB-Bruce Plummer (San Diego); OG-Ben Utt (Atlanta); DB-Charles Washington (Kansas City).

1989

Players Signed by Colts (7): DB-Keith Bostic (Houston); LB-Phillip Brown (Atlanta); DL-Sam Clancy (Cleveland); C-Stan Eisenhooth (Seattle); DB-Bruce Plummer (Miami); WR-Clarence Weathers (Cleveland); DL-Mitch Willis (Atlanta).

Former Colts Signed by Other Clubs (7): WR-Mark Bellini (Phoenix); DT-Byron Darby (Los Angeles Rams); QB-Gary Hogeboom (Phoenix); LB-Barry Krauss (Cleveland); LB-Orlando Lowry (Kansas City); OT-Joel Patten (San Diego); DB-Willie Tullis (Detroit).

*List includes Unrestricted, Restricted and “Plan B” free agents and does not include free agents signed after being waived.





COLTS REGULAR SEASON ATTENDANCE HISTORY BY OPPONENT

HOME GAMES

OPPONENT	NO.	ATTENDANCE	LARGEST	DATE	SMALLEST	DATE
Patriots	39	2,113,324	67,476	11/15/09	34,127	12/20/81
Dolphins	38	2,106,776	66,479	11/4/12	19,073	1/2/83
Bills	34	1,781,163	64,366	11/25/12	37,927	9/30/79
Jets	35	1,750,397	67,222	12/27/09	*7,480	9/27/20
Titans	30	1,702,040	67,188	1/2/11	*12,464	11/29/20
Jaguars	22	1,303,771	67,147	12/19/10	*9,976	1/3/21
Rams	23	1,247,911	66,004	11/10/13	27,268	11/22/53
Texans	21	1,242,056	66,957	12/30/12	*9,992	12/20/20
49ers	22	1,173,843	66,229	11/1/09	23,875	11/28/54
Lions	22	1,155,511	66,281	12/14/08	25,159	10/3/53
Packers	23	1,153,622	67,020	10/7/12	*12,495	11/22/20
Bears	21	1,104,276	66,822	9/7/08	23,093	11/21/54
Commanders	18	1,007,179	65,515	10/30/22	32,944	12/23/56
Chargers	16	911,091	66,085	11/28/10	47,950	11/30/86
Browns	16	900,156	65,035	9/18/11	37,285	11/2/75
Bengals	17	848,275	67,404	11/14/10	*12,453	10/18/20
Broncos	14	826,968	67,248	12/13/09	37,959	11/10/74
Steelers	12	720,266	66,583	11/24/16	42,575	11/3/57
Chiefs	11	597,536	66,869	10/10/10	29,936	12/21/80
Vikings	11	579,668	63,912	9/16/12	*2,500	9/20/20
Cardinals	11	574,820	63,137	9/17/17	32,782	11/22/81
Eagles	9	513,705	66,241	11/20/22	44,952	12/19/93
Cowboys	8	488,311	67,471	12/5/10	56,860	10/31/99
Falcons	8	473,226	65,218	11/6/11	56,715	9/17/67
Raiders	8	464,658	65,985	1/2/22	41,023	9/28/75
Buccaneers	8	444,014	66,140	11/28/21	39,756	9/9/79
Saints	6	338,304	66,420	10/25/15	48,480	9/27/98
Giants	6	331,397	67,275	9/19/10	27,088	10/2/54
Ravens	6	314,003	66,153	10/12/08	*12,200	11/8/20
Seahawks	5	295,137	66,608	10/6/13	49,876	10/2/94
Panthers	4	179,192	63,928	11/27/11	58,182	12/27/98
TOTAL	525	28,642,596				

*Played during 2020 COVID-19 season



HISTORY



ROAD GAMES

OPPONENT	NO.	ATTENDANCE	LARGEST	DATE	SMALLEST	DATE	OVERALL TOTAL
Dolphins	36	2,257,056	80,010	12/16/72	45,236	12/4/88	4,363,832
Patriots	39	2,103,809	68,756	2004, 05, 06, 10, 11, 12	19,429	12/6/92	4,217,133
Bills	37	2,249,586	79,404	10/16/94	9,860	10/4/87	4,030,749
Jets	37	2,228,429	79,469	9/20/98	33,684	12/13/92	3,978,826
Titans	26	1,600,978	69,978	12/30/18	*13,949	11/12/20	3,303,018
Texans	21	1,426,852	71,891	10/16/16	*12,316	12/6/20	2,668,908
Jaguars	22	1,346,719	83,764	10/2/16	*14,100	9/13/20	2,650,490
Rams	22	1,278,054	100,202	12/6/58	26,696	12/5/53	2,525,965
Lions	21	1,120,272	80,638	11/16/80	*0	11/1/20	2,275,783
49ers	23	1,097,403	69,732	9/22/13	23,432	12/13/53	2,271,246
Bears	22	1,027,979	66,944	11/5/00	*0	10/4/20	2,132,255
Packers	21	874,094	78,437	11/6/16	18,713	10/18/53	2,027,716
Browns	14	932,010	80,132	10/14/62	*11,759	10/11/20	1,832,166
Broncos	12	907,612	76,939	9/7/15	74,680	10/15/89	1,734,580
Commanders	14	713,097	87,883	10/17/10	23,566	10/31/54	1,720,276
Bengals	13	700,862	65,995	11/20/05	43,991	12/7/80	1,549,137
Chargers	12	603,767	68,428	11/23/08	25,363	9/8/19	1,514,858
Steelers	15	748,530	64,043	11/9/08	*0	12/27/20	1,468,796
Chiefs	12	749,771	78,357	9/3/00	21,762	11/24/85	1,347,307
Vikings	15	741,105	66,820	12/18/16	30,787	9/23/62	1,320,773
Eagles	11	666,488	72,200	11/15/81	27,813	11/15/53	1,180,193
Cowboys	9	588,417	93,086	12/4/22	25,500	10/30/60	1,076,728
Giants	11	740,001	78,622	9/10/06	33,982	11/13/55	1,071,398
Raiders	11	516,189	62,197	11/13/22	*0	12/13/20	980,847
Falcons	9	499,028	70,433	11/22/15	30,397	12/7/86	972,254
Cardinals	6	315,120	62,692	9/27/09	31,885	12/2/90	889,940
Ravens	8	562,901	71,320	11/22/09	68,898	11/29/98	876,904
Saints	7	459,872	80,636	10/19/69	49,009	12/24/89	798,176
Seahawks	8	476,149	68,872	10/1/17	39,574	12/4/94	771,286
Buccaneers	7	326,687	65,647	10/6/03	25,577	12/15/85	770,701
Panthers	4	259,827	74,136	11/2/15	49,841	12/3/95	439,019
TOTAL	523	30,118,664					58,761,260

*Played during 2020 COVID-19 season

COLTS IN OVERTIME

*Playoffs

**Playoffs (Double Overtime)

#Season Opener

DATE	OPPONENT	SITE	COIN TOSS	SCORE	ELAPSED
12/28/58*	N.Y. Giants RESULT: Alan Ameche 1 run	New York	N.Y. Giants	W 23-17	8:15
12/26/65*	Green Bay RESULT: Don Chandler 25 FG	Green Bay	Green Bay	L 10-13	13:39
12/14/75	Miami RESULT: Toni Linhart 31 FG	Baltimore	Miami	W 10-7	12:44
12/24/77**	Oakland RESULT: Dave Casper 10 pass from Ken Stabler	Baltimore	Colts	L 31-37	15:43
9/9/79#	Tampa Bay RESULT: Neil O'Donoghue 31 FG	Baltimore	Colts	L 26-29	1:41
12/19/82	Green Bay RESULT: Tie Game	Baltimore	Green Bay	T 20-20	15:00
9/4/83#	New England RESULT: Johnnie Cooks 52 fumble return	Foxboro	New England	W 29-23	0:30
9/25/83	Chicago RESULT: Raul Allegre 33 FG	Baltimore	Colts	W 22-19	4:51
9/4/88#	Houston RESULT: Tony Zendejas 35 FG	Indianapolis	Colts	L 14-17	3:51



COLTS IN OVERTIME (CONT...)

DATE	OPPONENT	SITE	COIN TOSS	SCORE	ELAPSED
10/29/89	New England RESULT: Greg Davis 51 FG	Indianapolis	New England	L 20-23	9:57
12/10/89	Cleveland RESULT: Mike Prior 58 interception return	Indianapolis	Cleveland	W 23-17	10:54
12/8/91	New England RESULT: Michael Timpson 45 pass from Hugh Millen	Foxboro	Colts	L 17-23	8:55
10/11/92	N.Y. Jets RESULT: Dean Biasucci 47 FG	Indianapolis	Colts	W 6-3	3:01
11/15/92	New England RESULT: Charlie Baumann 18 FG	Indianapolis	Colts	L 34-37	3:25
11/29/92	Buffalo RESULT: Dean Biasucci 40 FG	Indianapolis	Colts	W 16-13	3:51
9/3/95#	Cincinnati RESULT: Doug Pelfrey 47 FG	Indianapolis	Cincinnati	L 21-24	2:36
9/10/95	N.Y. Jets RESULT: Mike Cofer 52 FG	East Rutherford	N.Y. Jets	W 27-24	4:27
10/8/95	Miami RESULT: Cary Blanchard 27 FG	Miami	Colts	W 27-24	4:58
10/6/96	Buffalo RESULT: Steve Christie 39 FG	Buffalo	Colts	L 13-16	9:22
12/11/96	Buffalo RESULT: Cary Blanchard 49 FG	Indianapolis	Buffalo	W 13-10	8:14
9/27/98	New Orleans RESULT: Cam Cleeland 33 pass from Danny Wuerffel	Indianapolis	New Orleans	L 13-19	6:10
12/30/00*	Miami RESULT: Lamar Smith 17 run	Miami	Miami	L 17-23	11:26
11/24/02	Denver RESULT: Mike Vanderjagt 51 FG	Denver	Colts	W 23-20	5:38
10/6/03	Tampa Bay RESULT: Mike Vanderjagt 29 FG	Tampa Bay	Tampa Bay	W 38-35	11:13
10/12/03	Carolina RESULT: John Kasay 47 FG	Indianapolis	Carolina	L 20-23	5:39
12/26/04	San Diego RESULT: Mike Vanderjagt 30 FG	Indianapolis	Colts	W 34-31	2:47
1/13/09*	San Diego RESULT: Darren Sproles 22 run	San Diego	San Diego	L 17-23	6:20
12/15/10	Dallas RESULT: David Buehler 38 FG	Indianapolis	Colts	L 28-31	7:05
10/28/12	Tennessee RESULT: Vick Ballard 16 pass from Andrew Luck	Tennessee	Colts	W 19-13	4:49
10/4/15	Jacksonville RESULT: Adam Vinatieri 27 FG	Indianapolis	Jacksonville	W 16-13	10:24
11/2/15	Carolina RESULT: Graham Gano 52 FG	Carolina	Colts	L 26-29	9:38
10/16/16	Houston RESULT: Nick Novak 33 FG	Houston	Colts	L 23-26	6:47
9/17/17	Arizona RESULT: Phil Dawson 30 FG	Indianapolis	Colts	L 13-16	6:58
10/8/17	San Francisco RESULT: Adam Vinatieri 51 FG	Indianapolis	Colts	W 26-23	13:22
12/10/17	Buffalo RESULT: LeSean McCoy 21 run	Buffalo	Buffalo	L 7-13	13:27
9/30/18	Houston RESULT: Ka'imi Fairbairn 37 FG	Indianapolis	Colts	L 34-37	10:00

HISTORY



DATE	OPPONENT	SITE	COIN TOSS	SCORE	ELAPSED
9/8/19	Los Angeles Chargers RESULT: Austin Ekeler 7 run	Los Angeles	Chargers	L 24-30	4:59
11/22/20	Green Bay RESULT: Rodrigo Blankenship 39 FG	Indianapolis	Packers	W 34-31	2:50
10/11/21	Baltimore RESULT: Marquise Brown 5 pass from Lamar Jackson	Baltimore	Ravens	L 25-31	4:36
10/31/21	Tennessee RESULT: Randy Bullock 44 FG	Indianapolis	Colts	L 31-34	5:57
9/11/22	Houston RESULT: Tie Game	Houston	Texans	T 20-20	10:00
10/6/22	Denver RESULT: C. McLaughlin 48 FG	Denver	Colts	W 12-9	4:10
12/17/22	Minnesota RESULT: Greg Joseph 49 FG	Minnesota	Vikings	L 36-39	9:57

REGULAR SEASON 17-19-2 PLAYOFFS 1-4 BALTIMORE (1953-83) INDIANAPOLIS (1984-Present)

Home	10-11-1	Home	0-1	Overall	4-3-1	Overall	14-20-1
Away	7-8-1	Away	1-3	Home	2-2-1	Home	8-10
				Away	2-1	Away	6-10-1

WIN COIN TOSS 8-12

LOSE COIN TOSS 9-11-2

COLTS OVERTIME RECORDS BY OPPONENT

Arizona	0-1	Denver	2-0	N.Y. Giants	1-0
Baltimore	0-1	Green Bay	1-1-1	N.Y. Jets	2-0
Buffalo	2-2	Houston	0-2-1	Oakland/Las Vegas	0-1
Carolina	0-2	Jacksonville	1-0	San Diego/Los Angeles	1-2
Chicago	1-0	Miami	2-1	San Francisco	1-0
Cincinnati	0-1	Minnesota	0-1	Tampa Bay	1-1
Cleveland	1-0	New England	1-3	Tennessee	1-2
Dallas	0-1	New Orleans	0-1		

**MICHAEL
PITTMAN JR.**

WIDE RECEIVER

RECORDS



REGULAR INDIVIDUAL



SERVICE

SERVICE

MOST GAMES PLAYED

211	Reggie Wayne, 2001-14
208	Peyton Manning, 1998-10
206	John Unitas, 1956-72
205	Adam Vinatieri, 2006-19
198	Eugene Daniel, 1984-96
197	Rohn Stark, 1982-94
197	Jeff Saturday, 1999-11
192	Justin Snow, 2000-11
192	Robert Mathis, 2003-16
190	Marvin Harrison, 1996-08
184	David Lee, 1966-78
184	Ray Donaldson, 1980-92

MOST CONSECUTIVE GAMES PLAYED

208	Peyton Manning, 1998-10
192	Justin Snow, 2000-11
189	Reggie Wayne, 2001-13
160	Hunter Smith, 1999-08
155	Jerry Logan, 1963-72

MOST SEASONS

17	John Unitas, 1956-72
14	Peyton Manning, 1998-11
14	Reggie Wayne, 2001-14
14	Robert Mathis, 2003-16
14	Adam Vinatieri, 2006-19
13	Gino Marchetti, 1953-64, 1966
13	Raymond Berry, 1955-67
13	Dick Szymanski, 1955, 1957-68
13	David Lee, 1966-78
13	Ray Donaldson, 1980-92
13	Rohn Stark, 1982-94
13	Eugene Daniel, 1984-96
13	Marvin Harrison, 1996-08
13	Jeff Saturday, 1999-11

SCORING

SCORING

MOST CONSECUTIVE GAMES SCORING

130	Adam Vinatieri, G1-2006/G16-2014
118	Mike Vanderjagt, G10-1998/G16-2005
58	Lou Michaels, G13-1965/G14-1969
55	Steve Myhra, G8-1957/G14-1961
55	Dean Biasucci, G11-1987/G2-1991

MOST CONSECUTIVE GAMES SCORING (ROOKIE)

16	Rodrigo Blankenship, G1-16, 2020
14	Jim O'Brien, G1-14, 1970
11	Raul Allegre, G1-11, 1983
10	Buck McPhail, G1-10, 1953
7	Curtis Dickey, G7-13, 1980
5	Alan Ameche, G1-5, 1955
5	Steve Myhra, G8-12, 1957
5	Jonathan Taylor, G12-16, 2020

MOST SEASONS LEADING TEAM

12	Adam Vinatieri, 2006-08, 2010-18
9	Dean Biasucci, 1986-94
8	Mike Vanderjagt, 1998-05
5	Lenny Moore, 1956-58, 1960, 1964
4	Lou Michaels, 1965-68
4	Toni Linhart, 1974, 1976-78

MOST CONSECUTIVE SEASONS LEADING TEAM

10	Adam Vinatieri, 2010-19
9	Dean Biasucci, 1986-94
8	Mike Vanderjagt, 1998-05
4	Lou Michaels, 1965-68
3	Lenny Moore, 1956-58
3	Jim O'Brien, 1970-72

3	Toni Linhart, 1976-78
3	Raul Allegre, 1983-85
3	Adam Vinatieri, 2006-08

POINTS

MOST POINTS (GAME)

30	Jonathan Taylor at Buf, Nov. 21, 2021
24	Lenny Moore vs. Chi, Oct. 4, 1958
24	Lenny Moore vs. L.A. Rams, Oct. 16, 1960
24	Lenny Moore vs. Min, Oct. 1, 1961
24	Lydell Mitchell vs. Buf, Oct. 12, 1975
24	Eric Dickerson vs. Den, Oct. 31, 1988
24	Joseph Addai vs. Phi, Nov. 26, 2006

MOST POINTS (ROOKIE-GAME)

24	Joseph Addai vs. Phi, Nov. 26, 2006
18	Billy Vessels vs. L.A. Rams, Nov. 25, 1956
18	Marshall Faulk vs. Hou, Sept. 4, 1994
18	Marvin Harrison at K.C., Dec. 15, 1996
18	Edgerrin James at Phi, Nov. 21, 1999
18	Edgerrin James at Cle, Dec. 26, 1999

MOST KICK-SCORING POINTS (GAME)

18	Chase McLaughlin at MIN, Dec. 17, 2022
18	Lou Michaels vs. S.F., Sept. 25, 1966
17	Lou Michaels vs. Stl, Oct. 12, 1964
17	Cary Blanchard at Buf, Sept. 21, 1997
17	Mike Vanderjagt, vs. Den, Jan. 6, 2002
17	Mike Vanderjagt at Ten, Dec. 7, 2003
17	Adam Vinatieri vs. Chi, Oct. 9, 2016

MOST POINTS (SEASON)

157	Mike Vanderjagt, 2003
145	Mike Vanderjagt, 1999
140	Adam Vinatieri, 2014
140	Adam Vinatieri, 2013
139	Rodrigo Blankenship, 2020
135	Cary Blanchard, 1996
129	Adam Vinatieri, 2010
125	Mike Vanderjagt, 2001
125	Adam Vinatieri, 2016
121	Mike Vanderjagt, 2000
121	Mike Vanderjagt, 2005

MOST POINTS (ROOKIE)

139	Rodrigo Blankenship, 2020
112	Raul Allegre, 1983
104	Mike Vanderjagt, 1998
102	Edgerrin James, 1999
93	Jim O'Brien, 1970
78	Curtis Dickey, 1980

MOST NON KICK-SCORING POINTS (SEASON)

120	Lenny Moore, 1964
120	Jonathan Taylor, 2021
110	Edgerrin James, 2000
102	Edgerrin James, 1999
92	Joseph Addai, 2007

MOST SEASONS 100+ POINTS

11	Adam Vinatieri, 2006-08, 2010, 2012-18
8	Mike Vanderjagt, 1998-05
4	Lou Michaels, 1964-65, 1967-68
2	Cary Blanchard, 1996-97
2	Edgerrin James, 1999-00
1	Allegre/Biasucci/Linhart/Martin/Moore/Blankenship/ Taylor /McLaughlin

MOST CONSECUTIVE SEASONS 100+ POINTS

8	Mike Vanderjagt, 1998-05
7	Adam Vinatieri, 2012-18
3	Adam Vinatieri, 2006-08
2	Lou Michaels, 1964-65, 1967-68
2	Cary Blanchard, 1996-97
2	Edgerrin James, 1999-00

MOST POINTS (CAREER)

1,515	Adam Vinatieri, 2006-19
995	Mike Vanderjagt, 1998-05
783	Dean Biasucci, 1984, 1986-94



REGULAR INDIVIDUAL



778 Marvin Harrison, 1996-08
678 Lenny Moore, 1956-67

TOUCHDOWNS

GAME

MOST (GAME)

5 Jonathan Taylor at Buf, Nov. 21, 2021
4 Lenny Moore vs. Chi, Oct. 4, 1958
4 Lenny Moore vs. L.A. Rams, Oct. 16, 1960
4 Lenny Moore vs. Min, Oct. 1, 1961
4 Lydell Mitchell vs. Buf, Oct. 12, 1975
4 Eric Dickerson vs. Den, Oct. 31, 1988
4 Joseph Addai vs. Phi, Nov. 26, 2006

MOST (ROOKIE-GAME)

4 Joseph Addai vs. Phi, Nov. 26, 2006
3 Billy Vessels vs. L.A. Rams, Nov. 25, 1956
3 Marshall Faulk vs. Hou, Sept. 4, 1994
3 Marvin Harrison at K.C., Dec. 15, 1996
3 Edgerrin James at Phi, Nov. 21, 1999
3 Edgerrin James at Cle, Dec. 26, 1999

MOST CONSECUTIVE GAMES SCORING TD

18 Lenny Moore, G7-9-1963, G1-1964/G1-1965
11 Lydell Mitchell, G6-1975/G2-1976

11 Jonathan Taylor, G4-15, 2021

8 Edgerrin James, G3-10, 2005
7 Raymond Berry, G8-1959/G2-1960
7 Curtis Dickey, G7-13, 1980

MOST CONSECUTIVE GAMES SCORING TD (ROOKIE)

7 Curtis Dickey, G7-13, 1980
5 Alan Ameche, G1-5, 1955
5 Jonathan Taylor, G12-16, 2020
4 Lenny Moore, G3-6, 1956
4 Marshall Faulk, G8-11, 1994
4 James Mungro, G11-14, 2002

SEASON

MOST (SEASON)

20 Lenny Moore, 1964
18 Edgerrin James, 2000
18 Jonathan Taylor, 2021
17 Edgerrin James, 1999
15 Lenny Moore, 1961
15 Lydell Mitchell, 1975
15 Eric Dickerson, 1988
15 Marvin Harrison, 2001
15 Marvin Harrison, 2004
15 Joseph Addai, 2007

MOST SEASONS LEADING TEAM

6 Lenny Moore, 1956-58, 1960-61, 1964
5 Marvin Harrison, 1996, 2001-02, 2004, 2006
4 Marshall Faulk, 1994-95, 1997-98
4 Edgerrin James, 1999-00, 2003, 2005
3 Tom Matte, 1967-69
3 Curtis Dickey, 1980-81, 1983

MOST CONSECUTIVE SEASONS LEADING TEAM

3 Lenny Moore, 1956-58
3 Tom Matte, 1967-69

MOST 10+ TD SEASONS

8 Marvin Harrison, 1999-06
5 Lenny Moore, 1957-58, 1960-61, 1964
4 Edgerrin James, 1999-00, 2003, 2005
3 Tom Matte, 1967-69
3 Marshall Faulk, 1994-95, 1998
3 Reggie Wayne, 2004, 2007, 2009
2 Addai/Berry/Clark/Dickey/McCauley/Orr/Taylor
1 Bulaich/Carr/Dickerson/Mitchell/Rhodes/Stokley/Ebron

MOST CONSECUTIVE 10+ TD SEASONS

8 Marvin Harrison, 1999-06
3 Tom Matte, 1967-69
2 Lenny Moore, 1957-58, 1960-61

2 Raymond Berry, 1959-60
2 Don McCauley, 1975-76
2 Curtis Dickey, 1980-81
2 Marshall Faulk, 1994-95
2 Edgerrin James, 1999-00
2 Jonathan Taylor, 2020-21

MOST (ROOKIE)

17 Edgerrin James, 1999
13 Curtis Dickey, 1980
12 Marshall Faulk, 1994
12 Jonathan Taylor, 2020
10 Dominic Rhodes, 2001

CAREER

MOST (CAREER)

128 Marvin Harrison, 1996-08
113 Lenny Moore, 1956-67
82 Reggie Wayne, 2001-14
75 Edgerrin James, 1999-05
68 Raymond Berry, 1955-67

P. A. T. S

GAME

MOST MADE (GAME)

8 Tom Feamster vs. L.A. Rams, Nov. 5, 1956
8 Steve Myhra vs. G.B., Nov. 2, 1958
8 Steve Myhra vs. Chi, Oct. 4, 1958
7 Lou Michaels vs. Chi, Sept. 27, 1964
7 Lou Michaels at Atl, Nov. 12, 1967
7 Toni Linhart vs. NYJ, Nov. 16, 1975
7 Toni Linhart vs. Buf, Dec. 12, 1976
7 Raul Allegre vs. Buf, Oct. 6, 1985
7 Dean Biasucci vs. Den, Oct. 31, 1988
7 Mike Vanderjagt at N.O., Sept. 28, 2003
7 Mike Vanderjagt vs. Hou, Nov. 14, 2004
7 Adam Vinatieri vs. Was, Nov. 30, 2014

MOST MADE (ROOKIE-GAME)

8 Tom Feamster vs. LA Rams, Nov. 5, 1956

SEASON

MOST ATTEMPTS (SEASON)

60 Mike Vanderjagt, 2004
54 Lou Michaels, 1964
52 Toni Linhart, 1975
52 Mike Vanderjagt, 2005
51 Steve Myhra, 1958
51 Steve Myhra, 1959
51 Adam Vinatieri, 2007
51 Adam Vinatieri, 2010

MOST ATTEMPTS (ROOKIE)

45 Rodrigo Blankenship, 2020
38 Jim O'Brien, 1970
26 Tom Feamster, 1956
24 George Hunt, 1973
24 Raul Allegre, 1983
23 Buck McPhail, 1953
23 Mike Vanderjagt, 1998

MOST MADE (SEASON)

59 Mike Vanderjagt, 2004
57 Lou Michaels, 1964
52 Mike Vanderjagt, 2005
51 Toni Linhart, 1975
51 Adam Vinatieri, 2010

MOST MADE (ROOKIE)

43 Rodrigo Blankenship, 2020
36 Jim O'Brien, 1970
24 Tom Feamster, 1956
24 George Hunt, 1973
22 Raul Allegre, 1983
21 Buck McPhail, 1953



REGULAR INDIVIDUAL



HIGHEST PERCENTAGE (SEASON-20 ATT.)

100	Lou Michaels, 1965
100	Jim O'Brien, 1972
100	Toni Linhart, 1974
100	Dean Biasucci (3), 1987, 1992, 1994
100	Cary Blanchard (3), 1995-97
100	Mike Vanderjagt (6), 1998-00, 2002-03, 2005
100	Adam Vinatieri (8) 2006, 2008, 2010-14, 2016
100	Matt Stover, 2009
100	Michael Badgley, 2021
100	Chase McLaughlin, 2022

HIGHEST PERCENTAGE (ROOKIE-SEASON-20 ATT.)

100	Mike Vanderjagt, 1998
95.6	Rodrigo Blankenship, 2020
94.7	Jim O'Brien, 1970
92.3	Tom Feamster, 1956
91.7	George Hunt, 1973
91.7	Raul Allegre, 1983

CAREER

MOST ATTEMPTS (CAREER)

524	Adam Vinatieri, 2006-19
346	Mike Vanderjagt, 1998-05
270	Lou Michaels, 1964-69
261	Dean Biasucci, 1984, 1986-94
194	Toni Linhart, 1974-79

MOST MADE (CAREER)

507	Adam Vinatieri, 2006-19
344	Mike Vanderjagt, 1998-05
263	Lou Michaels, 1964-69
255	Dean Biasucci, 1984, 1986-94
184	Toni Linhart, 1974-79

MOST CONSECUTIVE PATS

209	Adam Vinatieri, 2010-15
149	Mike Vanderjagt, 2001-04
125	Mike Vanderjagt, 1998-01
103	Lou Michaels, 1964-66
97	Adam Vinatieri, 2007-09

HIGHEST PERCENTAGE (CAREER-50 MIN.)

100	Cary Blanchard, 1995-97
99.4	Mike Vanderjagt, 1998-05
97.7	Dean Biasucci, 1984, 1986-94
97.4	Lou Michaels, 1964-69
96.8	Adam Vinatieri, 2006-19

FIELD GOALS

GAME

MOST ATTEMPTS (GAME)

6	Steve Myhra vs. Stl Cardinals, Nov. 19, 1961
6	Lou Michaels vs. Atl, Nov. 13, 1966
6	Toni Linhart vs. NYJ, Nov. 28, 1976
6	Raul Allegre at Phi, Oct. 30, 1983
6	Dean Biasucci vs. Mia, Sept. 25, 1988

MOST ATTEMPTS (ROOKIE-GAME)

6	Raul Allegre at Phi, Oct. 30, 1983
5	Jim O'Brien vs. Phi, Dec. 6, 1970
5	Raul Allegre at Den, Nov. 11, 1983
5	Rodrigo Blankenship vs. GB, Nov. 22, 2020

MOST FGS MADE (GAME)

5	Lou Michaels vs. S.F., Sept. 25, 1966
5	Raul Allegre at Phi, Oct. 30, 1983
5	Dean Biasucci vs. Mia, Sept. 25, 1988
5	Cary Blanchard at Buf, Sept. 21, 1997
5	Mike Vanderjagt vs. Den, 1/6/2002
5	Mike Vanderjagt vs. Bal, Oct. 13, 2002
5	Mike Vanderjagt at Ten, Dec. 7, 2003
5	Adam Vinatieri vs. Ten, Dec. 1, 2013
5	Adam Vinatieri vs. Chi, Oct. 9, 2016
5	Chase McLaughlin at Min, Dec. 17, 2022

MOST FGS MADE (ROOKIE-GAME)

5	Raul Allegre at Phi, Oct. 30, 1983
4	Raul Allegre at Den, Dec. 11, 1983
4	Mike Vanderjagt vs. Buf, Oct. 11, 1998
4	Mike Vanderjagt vs. Car, Dec. 27, 1998
4	Rodrigo Blankenship vs. Min, Sept. 30, 2020
4	Rodrigo Blankenship at Chi, Oct. 4, 2020
4	Rodrigo Blankenship vs. G.B. Nov. 23, 2020

HIGHEST PERCENTAGE (GAME-5 MIN.)

100	Lou Michaels vs. S.F., Sept. 25, 1966
100	Cary Blanchard at Buf, Sept. 21, 1997
100	Mike Vanderjagt vs. Den, Jan. 6, 2002
100	Mike Vanderjagt vs. Bal, Oct. 13, 2002
100	Mike Vanderjagt at Ten, Dec. 7, 2003
100	Adam Vinatieri vs. Ten, Dec. 1, 2013
100	Adam Vinatieri vs. Chi, Oct. 9, 2016
100	Chase McLaughlin, at Min, Dec. 17, 2022

MOST 50+ FIELD GOALS (GAME)

2	Dean Biasucci vs. Mia, Sept. 25, 1988
2	Mike Vanderjagt at Den, Nov. 24, 2002
2	Adam Vinatieri vs. Den., Oct. 27, 2019
2	Adam Vinatieri at S.D., Oct. 14, 2013
2	Adam Vinatieri vs. Chi, Oct. 9, 2016
2	Adam Vinatieri vs. S.F., Oct. 8, 2017
2	Chase McLaughlin, at Den, Oct. 6, 2022

LONGEST FIELD GOAL

58	Dan Miller at S.D., Dec. 26, 1982
56	Bert Rechichar vs. Chi, Sept. 27, 1953
55	Raul Allegre at Den, Dec. 11, 1983
55	Dean Biasucci at Den, Oct. 15, 1989
55	Dean Biasucci at Mia, Dec. 30, 1990
55	Adam Vinatieri vs. Den, Oct. 9, 2016
55	Adam Vinatieri vs. Den, Nov. 8, 2015
54	Raul Allegre vs. S.D., Nov. 4, 1984
54	Dean Biasucci at N.E., Nov. 11, 1990
54	Dean Biasucci at Sea, Sept. 29, 1991
54	Mike Vanderjagt at Den, Nov. 24, 2002
54	Adam Vinatieri vs. Jax, Oct. 4, 2015
54	Adam Vinatieri vs. Chi, Oct. 9, 2016
54	Adam Vinatieri vs. Hou, Dec. 31, 2017
54	Adam Vinatieri at N.E., Oct. 4, 2018
54	Adam Vinatieri at Hou, Dec. 9, 2018
54	Chase McLaughlin vs. Hou, Jan. 8, 2023

LONGEST FIELD GOAL (ROOKIE)

58	Dan Miller at S.D., Dec. 26, 1982
55	Raul Allegre at Den, Dec. 11, 1983
53	Raul Allegre at Cin, Oct. 2, 1983
53	Mike Vanderjagt at Bal, Nov. 29, 1998
53	Rodrigo Blankenship vs. Hou, Dec. 20, 2020
52	Mike Vanderjagt vs. N.O., Sept. 27, 1998

MOST CONSECUTIVE GAMES SCORING FIELD GOALS

23	Mike Vanderjagt, G15-16, 2002/G1-4, G6, 2004
21	Cary Blanchard, G3-1996/G1-7, 1997
21	Mike Vanderjagt, G3-16, 1999/G1-7, 2000
18	Dean Biasucci, G8-16, 1988/G1-9, 1989
16	Adam Vinatieri, G8-16, 2015/G1-7, 2016

SEASON

MOST ATTEMPTS (SEASON)

41	Cary Blanchard, 1997
40	Cary Blanchard, 1996
40	Adam Vinatieri, 2013
39	Steve Myhra, 1961
39	Jim Martin, 1963
39	Lou Michaels, 1966

MOST ATTEMPTS (ROOKIE)

37	Rodrigo Blankenship, 2020
35	Raul Allegre, 1983
34	Jim O'Brien, 1970

MOST FGS MADE (SEASON-16 MIN.)

37	Mike Vanderjagt, 2003
36	Cary Blanchard, 1996



REGULAR INDIVIDUAL



35	Adam Vinatieri, 2013
34	Mike Vanderjagt, 1999
32	Cary Blanchard, 1997
32	Rodrigo Blankenship, 2020
HIGHEST PERCENTAGE (SEASON-20 MIN.)	
100	Mike Vanderjagt, 2003
96.8	Adam Vinatieri, 2014
92.9	Adam Vinatieri, 2010
92.6	Mike Vanderjagt, 2000
92.6	Adam Vinatieri, 2015

HIGHEST PERCENTAGE (ROOKIE-20 MIN.)	
87.1	Mike Vanderjagt, 1998
86.5	Rodrigo Blankenship, 2020
85.7	Raul Allegre, 1983
57.1	George Hunt, 1973

MOST FGS MADE (ROOKIE)	
32	Rodrigo Blankenship, 2020
30	Raul Allegre, 1983
27	Mike Vanderjagt, 1998
19	Jim O'Brien, 1970

MOST 50+ FIELD GOALS (SEASON)	
9	Chase McLaughlin, 2022
7	Adam Vinatieri, 2016
6	Dean Biasucci, 1988
6	Mike Vanderjagt, 1998
5	Cary Blanchard, 1996
5	Adam Vinatieri, 2017
4	Raul Allegre, 1983
4	Adam Vinatieri, 2012
4	Adam Vinatieri, 2013
4	Adam Vinatieri, 2015
4	Adam Vinatieri, 2018

MOST SEASONS 50+ FIELD GOALS	
10	Dean Biasucci, 1984, 1986-94
10	Adam Vinatieri, 2008, 2011-19
5	Mike Vanderjagt, 1998-99, 2001-03
3	Cary Blanchard, 1995-97
2	Allegre/Michaels/Rechichar

MOST CONSC. SEASONS 50+ FGS	
10	Dean Biasucci, 1984, 1986-94
8	Adam Vinatieri, 2011-18
3	Cary Blanchard, 1995-97
3	Mike Vanderjagt, 2001-03
2	Raul Allegre, 1983-84
2	Mike Vanderjagt, 1998-99

CAREER

MOST ATTEMPTS (CAREER)	
394	Adam Vinatieri, 2006-19
250	Dean Biasucci, 1984, 1986-94
248	Mike Vanderjagt, 1998-05
197	Lou Michaels, 1964-69
116	Toni Linhart, 1974-79

MOST FGS MADE (CAREER)	
336	Adam Vinatieri, 2006-19
217	Mike Vanderjagt, 1998-05
176	Dean Biasucci, 1984, 1986-94
107	Lou Michaels, 1964-69
87	Cary Blanchard, 1995-97

HIGHEST PERCENTAGE (CAREER-30 MIN.)	
87.5	Mike Vanderjagt, 1998-05
85.3	Adam Vinatieri, 2006-19
83.3	Rodrigo Blankenship, 2020-21
83.3	Chase McLaughlin, 2019, 2022
82.9	Cary Blanchard, 1995-97
72.2	Raul Allegre, 1983-85
70.4	Dean Biasucci, 1984, 1986-94

MOST CONSECUTIVE SUCCESSFUL FIELD GOALS	
*44	Adam Vinatieri, G4-16, 2015/G1-9, 2016
42	Mike Vanderjagt, G15-16, 2002/G1, 2004
35	Adam Vinatieri, G14-16, 2013/G1-16, 2014
28	Mike Vanderjagt, G7-16, 1999/G1-2000

20	Adam Vinatieri, G2-11, 2017
* = NFL Record	

MOST 50+ FIELD GOALS (CAREER)	
37	Adam Vinatieri, 2006-19
18	Dean Biasucci, 1984, 1986-94
14	Mike Vanderjagt, 1998-05
11	Chase McLaughlin, 2019, 2022
7	Raul Allegre, 1983-85
7	Cary Blanchard, 1995-97

MOST CONSC. SUCCESSFUL 50+ FIELD GOALS	
9	Adam Vinatieri, 2015-16
9	Adam Vinatieri, 2013-14
6	Cary Blanchard, 1995-96
5	Mike Vanderjagt, 2001-03
5	Adam Vinatieri, 2016-17

RUSHING

RUSHING ATTEMPTS

MOST ATTEMPTS (GAME)	
40	Lydell Mitchell at NYJ, Oct. 20, 1974
38	Egerrin James at Sea, Oct. 15, 2000
36	Eric Dickerson vs. Buf, Dec. 18, 1988
36	Egerrin James vs. NYJ, Nov. 16, 2003
36	Frank Gore at Buf, Dec. 11, 2017

MOST ATTEMPTS (ROOKIE-GAME)	
34	Dominic Rhodes at Buf, Nov. 4, 2001
32	Egerrin James at N.E., Sept. 19, 1999
31	Frank Middleton at NYJ, Nov. 11, 1984
31	Dominic Rhodes vs. Den, Jan. 6, 2002
30	Jonathan Taylor vs. Jax, Jan. 4, 2020
29	Dominic Rhodes vs. Atl, Dec. 16, 2001

MOST ATTEMPTS (SEASON)	
388	Eric Dickerson, 1988
387	Egerrin James, 2000
369	Egerrin James, 1999
360	Egerrin James, 2005
334	Egerrin James, 2004

MOST ATTEMPTS (ROOKIE)	
369	Egerrin James, 1999
314	Marshall Faulk, 1994
233	Dominic Rhodes, 2001
232	Jonathan Taylor, 2020
226	Joseph Addai, 2006
213	Alan Ameche, 1955

MOST SEASONS LEADING TEAM	
6	Egerrin James, 1999-00, 2002-05
5	Alan Ameche, 1955-59
5	Tom Matte, 1963, 1967-69, 1971
5	Lydell Mitchell, 1973-77
5	Eric Dickerson, 1987-91
5	Marshall Faulk, 1994-98

MOST CONSC. SEASONS LEADING TEAM	
5	Alan Ameche, 1955-59
5	Lydell Mitchell, 1973-77
5	Lydell Mitchell, 1973-77
5	Marshall Faulk, 1994-98
4	Egerrin James, 2002-05
4	Joseph Addai, 2006-09

MOST SEASONS 100+ ATTEMPTS	
7	Egerrin James, 1999-05
6	Randy McMillan, 1981-86
6	Joseph Addai, 2006-11
5	Alan Ameche, 1955-59
5	Tom Matte, 1963, 1967-69, 1971
5	Lydell Mitchell, 1973-77
5	Eric Dickerson, 1987-91
5	Marshall Faulk, 1994-98

MOST CONSC. SEASONS 100+ ATTEMPTS	
7	Egerrin James, 1999-05
6	Randy McMillan, 1981-86



REGULAR INDIVIDUAL



6	Joseph Addai, 2006-11
5	Alan Ameche, 1955-59
5	Lydell Mitchell, 1973-77
5	Eric Dickerson, 1987-91
5	Marshall Faulk, 1994-98

MOST GAMES WITH ATTEMPTS (CAREER)

163	John Unitas, 1956-72
154	Peyton Manning, 1998-11
134	Lenny Moore, 1956-67
127	Tom Matte, 1961-72
126	Don McCauley, 1971-81

MOST ATTEMPTS (CAREER)

2,188	Edgerrin James, 1999-05
1,391	Lydell Mitchell, 1972-77
1,389	Marshall Faulk, 1994-98
1,258	Eric Dickerson, 1987-91
1,200	Tom Matte, 1961-72

RUSHING YARDS

MOST YARDS (GAME)

253	Jonathan Taylor vs. Jax, Jan. 4, 2020
219	Edgerrin James at Sea, Oct. 15, 2000
204	Edgerrin James at Chi, Nov. 21, 2004
198	Norm Bulaich vs. NYJ, Sept. 19, 1971
196	Eric Dickerson vs. T.B., Dec. 27, 1987
194	Alan Ameche vs. Chi, Sept. 25, 1955

MOST YARDS (ROOKIE-GAME 150+ YARDS)

253	Jonathan Taylor vs. Jax, Jan. 4, 2020
194	Alan Ameche vs. Chi, Sept. 25, 1955
185	Lenny Moore vs. G.B., Oct. 28, 1956
177	Dominic Rhodes vs. Atl, Dec. 16, 2001
171	Joseph Addai, vs. Phi, Nov. 26, 2006
153	Alan Ameche, vs. Det, Oct. 1, 1955

MOST CONSC. 100+ GAMES

5	Edgerrin James, G14-16, 2000/G1-2, 2001
5	Edgerrin James, G5-9, 2005
4	Eric Dickerson, G8-11, 1987
4	Edgerrin James, G7-10, 1999
4	Edgerrin James, G10-13, 2004
4	Jonathan Taylor, G13-17, 2021

MOST 100+ GAMES (ROOKIE)

10	Edgerrin James, 1999
5	Dominic Rhodes, 2001
4	Marshall Faulk, 1994
3	Alan Ameche, 1955
3	Jonathan Taylor, 2020
2	Lenny Moore, 1956
2	Roosevelt Potts, 1993
2	Joseph Addai, 2006

MOST YARDS (SEASON)

1,811	Jonathan Taylor, 2021
1,709	Edgerrin James, 2000
1,659	Eric Dickerson, 1988
1,553	Edgerrin James, 1999
1,548	Edgerrin James, 2004
1,506	Edgerrin James, 2005

MOST YARDS (ROOKIE)

1,553	Edgerrin James, 1999
1,282	Marshall Faulk, 1994
1,169	Jonathan Taylor, 2020
1,104	Dominic Rhodes, 2001
1,081	Joseph Addai, 2006
961	Alan Ameche, 1955

MOST 100+ GAMES (SEASON)

10	Edgerrin James, 1999
10	Jonathan Taylor, 2021
9	Edgerrin James, 2000
9	Edgerrin James, 2005
8	Eric Dickerson, 1988
8	Edgerrin James, 2004

MOST SEASONS LEADING TEAM

6	Edgerrin James, 1999-00, 2002-05
5	Alan Ameche, 1955-59
5	Lydell Mitchell, 1973-77
5	Eric Dickerson, 1987-91
5	Marshall Faulk, 1994-98

MOST YARDS TWO RUSHERS (SEASON)

2,087	Taylor (1,811)/Hines (276), 2021
1,924	Dickey (1,122)/McMillan (802), 1983
1,899	Dickerson (1,659)/Bentley (230), 1988
1,825	James (1,709)/Manning (116), 2000
1,802	James (1,548)/Rhodes (254), 2004
1,766	Rhodes (1,104)/James (662), 2001

MOST CONSC. SEASONS LEADING TEAM

5	Alan Ameche, 1955-59
5	Lydell Mitchell, 1973-77
5	Eric Dickerson, 1987-91
5	Marshall Faulk, 1994-98
4	Edgerrin James, 2002-05
4	Joseph Addai, 2006-09

MOST 100+ GAMES (CAREER)

49	Edgerrin James, 1999-05
24	Eric Dickerson, 1987-91
16	Lydell Mitchell, 1972-77
15	Jonathan Taylor, 2020-22
14	Marshall Faulk, 1994-98

MOST YARDS (CAREER)

9,226	Edgerrin James, 1999-05
5,487	Lydell Mitchell, 1972-77
5,320	Marshall Faulk, 1994-98
5,194	Eric Dickerson, 1987-91
5,174	Lenny Moore, 1956-67

RUSHING TOUCHDOWNS

MOST TOUCHDOWNS (GAME)

4	Jonathan Taylor at Buf, Nov. 21, 2021
4	Eric Dickerson vs. Den, Oct. 31, 1988
4	Joseph Addai vs. Phi, Nov. 26, 2006
3	Alan Ameche at G.B., Oct. 13, 1957
3	Lenny Moore vs. L.A. Rams, Oct. 16, 1960
3	Tom Matte vs. Was, Nov. 2, 1969
3	Don McCauley at Mia, Nov. 23, 1975
3	Randy McMillan vs. N.E., Dec. 1, 1985
3	Marshall Faulk vs. Hou, Sept. 4, 1994
3	Marshall Faulk vs. Stl, Oct. 1, 1995
3	Edgerrin James at Cle, Dec. 26, 1999
3	Edgerrin James at Sea, Oct. 15, 2000
3	Edgerrin James vs. Buf, Dec. 11, 2000
3	Edgerrin James vs. NYJ, Nov. 16, 2003
3	Edgerrin James vs. Stl, Oct. 17, 2005

MOST TOUCHDOWNS (ROOKIE-GAME)

4	Joseph Addai vs. Phi, Nov. 26, 2006
3	Marshall Faulk vs. Hou, Sept. 4, 1994
3	Edgerrin James at Cle, Dec. 26, 1999
2	(25 times) Last: Jonathan Taylor vs. Jax, Jan. 4, 2020

MOST CONSC. GAMES RUSHING TDs

11	Lenny Moore, G8-9-1963/G9, 1964
11	Jonathan Taylor, G4-15, 2021
9	Lydell Mitchell, G8-14-1975/G1, 1976
7	Curtis Dickey, G9-15, 1980
6	Tom Matte, G2-7, 1969
6	Edgerrin James, G5-10, 2005

MOST CONSC. GAMES RUSHING TDs (ROOKIE)

7	Curtis Dickey, G9-15, 1980
5	Alan Ameche, G1-5, 1955
4	Lenny Moore, G3-6, 1956
4	James Mungro, G11-14, 2002
4	Jonathan Taylor, G13-16, 2020

MOST TOUCHDOWNS (SEASON)

18	Jonathan Taylor, 2021
16	Lenny Moore, 1964
14	Eric Dickerson, 1988



REGULAR INDIVIDUAL



13	Edgerrin James (3), 1999-00, 2005
12	Joseph Addai, 2007
11	Tom Matte, 1969
11	Lydell Mitchell, 1975
11	Curtis Dickey, 1980
11	Marshall Faulk (2), 1994-95
11	Edgerrin James, 2003
11	Jonathan Taylor, 2020

MOST TOUCHDOWNS (ROOKIE)

13	Edgerrin James, 1999
11	Curtis Dickey, 1980
11	Marshall Faulk, 1994
11	Jonathan Taylor, 2020
9	Alan Ameche, 1955
9	Dominic Rhodes, 2001

MOST GAMES WITH TOUCHDOWNS (SEASON)

12	Lenny Moore, 1964
12	Jonathan Taylor, 2021
9	Lydell Mitchell, 1975
9	Eric Dickerson, 1988
9	Edgerrin James (2), 2000, 2005
9	Joseph Addai (2), 2007, 2009

MOST GAMES WITH TOUCHDOWNS (ROOKIE)

8	Alan Ameche, 1955
8	Curtis Dickey, 1980
8	Edgerrin James, 1999
8	Jonathan Taylor, 2020
7	Rodney Culver, 1992
7	Marshall Faulk, 1994
7	Dominic Rhodes, 2001

MOST SEASONS LEADING TEAM

6	Lenny Moore, 1956*, 1960-61, 1964, 1965*, 1966*
5	Alan Ameche, 1955, 1956*, 1957-59
5	Randy McMillan, 1982*, 1983-84, 1986*
5	Marshall Faulk, 1994-98
5	Edgerrin James, 1999-00, 2003-05

*= Tied for Team Lead

MOST CONSEC. SEASONS LEADING TEAM

5	Alan Ameche, 1955-59 (1956*)
5	Randy McMillan, 1982-86 (1982*, 1986*)
5	Marshall Faulk, 1994-98
4	Eric Dickerson, 1988-91 (1990*)

*= Tied for Team Lead

MOST GAMES WITH TOUCHDOWNS (CAREER)

44	Edgerrin James, 1999-05
37	Tom Matte, 1961-72
33	Lenny Moore, 1956-67
32	Don McCauley, 1971-81
32	Marshall Faulk, 1994-98

MOST TOUCHDOWNS (CAREER)

64	Edgerrin James, 1999-05
63	Lenny Moore, 1956-67
45	Tom Matte, 1961-72
42	Marshall Faulk, 1994-98
40	Alan Ameche, 1955-60
40	Don McCauley, 1971-81

RUSHING AVERAGE

HIGHEST AVERAGE (GAME-10 ATT)

14.2	*Lenny Moore vs. G.B., Oct. 28, 1956
11.3	Lenny Moore at Det, Oct. 19, 1958
11.3	Marshall Faulk at Bal, Nov. 29, 1998
10.9	*Lenny Moore at Cle, Nov. 11, 1956

10.4 Jonathan Taylor vs. Hou, Oct. 17, 2021

*= Rookie

HIGHEST AVERAGE (SEASON-80 ATT)

7.5	Lenny Moore, 1956
7.3	Lenny Moore, 1958
7.0	Lenny Moore, 1961
5.5	Jonathan Taylor, 2021
5.3	Donald Brown, 2013
5.2	George Wonsley, 1985

HIGHEST AVERAGE (ROOKIE-80 ATT, 4.5+)

7.5	Lenny Moore, 1956
5.1	Tony Lorick, 1964
5.0	Jonathan Taylor, 2020
4.8	Joseph Addai, 2006
4.7	Dominic Rhodes, 2001
4.5	Curtis Dickey, 1980
4.5	Alan Ameche, 1955

LONGEST RUSHES

83 Jonathan Taylor vs. Hou, Oct. 17, 2021

80t	Tom Matte vs. Stl, Oct. 12, 1964
80t	Donald Brown vs. Ten, Dec. 18, 2011
79t	*Alan Ameche vs. Chi, Sept. 25, 1955
79t	*Lenny Moore vs. G.B., Oct. 28, 1956

*= Rookie

HIGHEST AVERAGE (CAREER-300 ATT/4.0)

5.1	Jonathan Taylor, 2020-22
4.8	Lenny Moore, 1956-67
4.5	Albert Bentley, 1985-91
4.4	Curtis Dickey, 1980-85
4.4	Marlon Mack, 2017-21
4.3	Donald Brown, 2009-13
4.2	Alan Ameche, 1955-60
4.2	Edgerrin James, 1999-05

PASSING

PASSING ATTEMPTS

MOST ATTEMPTS (GAME)

62	Andrew Luck vs. Hou, Sept. 30, 2018
59	Jeff George at Was, Nov. 7, 1993
59	Andrew Luck at N.E., Oct. 4, 2018
58	Matt Ryan vs. Jax, Oct. 16, 2022
57	Jack Trudeau at NYJ, Nov. 16, 1986
57	Peyton Manning at Hou, Sept. 12, 2010
56	Peyton Manning at S.D., Nov. 11, 2007

MOST ATTEMPTS (ROOKIE-GAME)

57	Jack Trudeau at NYJ, Nov. 16, 1986
55	Andrew Luck vs. G.B., Oct. 7, 2012
54	Andrew Luck at Det., Dec. 2, 2012
53	Jack Trudeau vs. NYJ, Sept. 28, 1986
52	Peyton Manning vs. N.E., Nov. 1, 1998

MOST 40+ ATTEMPT GAMES

59	Peyton Manning, 1998-11
36	Andrew Luck, 2012-18
9	Jack Trudeau, 1986-93
8	John Unitas, 1956-72
8	Bert Jones, 1973-81
8	Jeff George, 1990-93

MOST GAMES WITH ATTEMPTS (CAREER)

208	Peyton Manning, 1998-11
202	John Unitas, 1956-72
97	Bert Jones, 1973-81
86	Andrew Luck, 2012-18
61	Jack Trudeau, 1986-93

MOST ATTEMPTS (SEASON)

679	Peyton Manning, 2010
639	Andrew Luck, 2018
627	Andrew Luck, 2012
616	Andrew Luck, 2014
591	Peyton Manning, 2002

MOST ATTEMPTS (ROOKIE)

627*	Andrew Luck, 2012
575	Peyton Manning, 1998
417	Jack Trudeau, 1986
334	Jeff George, 1990
237	George Shaw, 1955

*= NFL Record

MOST SEASONS LEADING TEAM (ATT/COMP)

15	John Unitas, 1956-67, 1969-71
13	Peyton Manning, 1998-10



REGULAR INDIVIDUAL



6	Bert Jones, 1974-77, 1980-81
6	Andrew Luck, 2012-16, 2018
4	Mike Pagel, 1982-85
4	Jeff George, 1990-93
4	Jim Harbaugh, 1994-97

MOST SEASONS 200+ ATTEMPTS

13	John Unitas, 1957-67, 1969-70
13	Peyton Manning, 1998-10
6	Bert Jones, 1974-77, 1980-81
6	Andrew Luck, 2012-18
4	Mike Pagel, 1982-85
4	Jeff George, 1990-93
4	Jim Harbaugh, 1994-97

MOST CONSC. SEASONS LEADING TEAM (ATT/COMP)

13	Peyton Manning, 1998-10
12	John Unitas, 1956-67
5	Andrew Luck, 2012-16
4	Bert Jones, 1974-77
4	Mike Pagel, 1982-85
4	Jeff George, 1990-93
4	Jim Harbaugh, 1994-97

CONSC. SEASONS 200+ ATTEMPTS

13	Peyton Manning, 1998-10
11	John Unitas, 1957-67
6	Andrew Luck, 2012-18
4	Bert Jones, 1974-77
4	Mike Pagel, 1982-85
4	Jeff George, 1990-93
4	Jim Harbaugh, 1994-97

MOST ATTEMPTS (CAREER)

7,210	Peyton Manning, 1998-11
5,110	John Unitas, 1956-72
3,290	Andrew Luck, 2012-18
2,464	Bert Jones, 1973-81
1,536	Jack Trudeau, 1986-93

COMPLETIONS

MOST COMPLETIONS (GAME)

42	Matt Ryan vs. Jax, Oct. 16, 2022
40	Peyton Manning at Hou, Sept. 12, 2010
40	Andrew Luck vs. Hou, Sept. 30, 2018
39	Andrew Luck vs. Cin, Sept. 9, 2018
38	Peyton Manning at N.E., Nov. 21, 2010
38	Andrew Luck at N.E., Oct. 4, 2018
37	Jeff George at Was, Nov. 7, 1993
37	Peyton Manning vs. Ten, Nov. 3, 2002

MOST COMPLETIONS (ROOKIE-GAME)

31	Andrew Luck vs. G.B., Oct. 7, 2012
30	Peyton Manning vs. N.E., Nov. 1, 1998
30	Andrew Luck vs. Mia, Nov. 4, 2012
27	Jack Trudeau at NYJ, Nov. 16, 1986
27	Peyton Manning at Bal, Nov. 29, 1998
27	Andrew Luck at N.E., Nov. 18, 2012

MOST GAMES WITH COMPLETIONS

208	Peyton Manning, 1998-11
200	John Unitas, 1956-72
96	Bert Jones, 1973-81
86	Andrew Luck, 2012-18
61	Jack Trudeau, 1986-93

MOST GAMES 20+ COMPLETIONS (CAREER)

153	Peyton Manning, 1998-11
63	Andrew Luck, 2012-18
33	John Unitas, 1956-72
20	Bert Jones, 1973-81
17	Jeff George, 1990-93

MOST CONSC. GAMES 20+ COMPLETIONS

14	Peyton Manning, G1-14, 2010
13	Andrew Luck, G15-16, 2013, G11-11, 2014
12	Peyton Manning, G3-14, 2003
12	Peyton Manning, G3-14, 2009
11	Andrew Luck, G4-G7, 2015/G1-G7, 2016

MOST COMPLETIONS (SEASON)

450	Peyton Manning, 2010
430	Andrew Luck, 2018
393	Peyton Manning, 2009
392	Peyton Manning, 2002
380	Andrew Luck, 2014
379	Peyton Manning, 2003

MOST COMPLETIONS (ROOKIE)

339	Andrew Luck, 2012
326	Peyton Manning, 1998
204	Jack Trudeau, 1986
181	Jeff George, 1990
129	Chris Chandler, 1988

MOST SEASONS 150+ COMPLETIONS

13	Peyton Manning, 1998-11
12	John Unitas, 1959-67, 1969-70
6	Andrew Luck, 2012-18
5	Bert Jones, 1975-77, 1980-81
4	Jeff George, 1990-93

MOST CONSECUTIVE COMPLETIONS

23	Peyton Manning vs. Det/at Jax, Dec. 14-Dec. 18, 2008
17	Bert Jones vs. NYJ, Dec. 15, 1974
17	Peyton Manning vs. Cle/at Ten, Sept. 25-Oct. 2, 2005
17	Peyton Manning vs. Den/at Jax, Dec. 13-Dec. 17, 2009
16	Peyton Manning at Ten, Oct. 11, 2009
16	Jacoby Brissett vs. Atl, Sept. 22, 2019

CONSC. SEASONS 150+ COMPLETIONS

13	Peyton Manning, 1998-10
9	John Unitas, 1959-67
6	Andrew Luck, 2012-18
4	Jeff George, 1990-93
3	Bert Jones, 1975-77
3	Jim Harbaugh, 1995-97

MOST COMPLETIONS (CAREER)

4,682	Peyton Manning, 1998-11
2,796	John Unitas, 1956-72
2,000	Andrew Luck, 2012-18
1,382	Bert Jones, 1973-81
874	Jeff George, 1990-93

COMPLETION PERCENTAGE

HIGHEST PERCENTAGE (GAME-15 ATT)

87.5	Peyton Manning vs. Ten, Dec. 30, 2007 (14-16)
85.3	Peyton Manning at Jax, Dec. 18, 2008 (29-34)
85.0	John Unitas at Atl, Nov. 12, 1967 (17-20)
84.2	John Unitas vs. Mia, Dec. 11, 1971 (16-19)
83.3	Peyton Manning vs. Atl, Dec. 14, 2003 (25-30)

HIGHEST PERCENTAGE (ROOKIE-GAME-20 ATT)

75	John Unitas vs. L.A. Rams, Nov. 25, 1956 (18-24)
70.4	Peyton Manning at Atl, Dec. 6, 1998 (19-27)
69.2	Andrew Luck at Jax, Nov. 8, 2012 (18-26)
68.4	Andrew Luck at Ten, Oct. 28, 2012 (26-38)
68.2	George Shaw at L.A. Rams, Dec. 5, 1955 (15-22)

HIGHEST PERCENTAGE (SEASON-200 ATT)

68.8	Peyton Manning, 2009
68.0	Philip Rivers, 2020
67.6	Peyton Manning, 2004
67.3	Peyton Manning, 2005
67.3	Andrew Luck, 2018
67	Peyton Manning, 2003
66.8	Peyton Manning, 2008

HIGHEST PERCENTAGE (ROOKIE-SEASON-100 ATT)

56.7	Peyton Manning, 1998
55.6	John Unitas, 1956
55.4	Chris Chandler, 1988
54.2	Jeff George, 1990
54.1	Andrew Luck, 2012

HIGHEST PERCENTAGE (CAREER-1,000 ATT)

64.9	Peyton Manning, 1998-11
60.8	Andrew Luck, 2012-18
60.7	Jim Harbaugh, 1994-97
57.0	Jeff George, 1990-93





56.1 Bert Jones, 1973-81

PASSING YARDS

MOST YARDS (GAME)

472 Peyton Manning at K.C., Oct. 31, 2004
 464 Andrew Luck vs. Hou., Sept. 30, 2018
 440 Peyton Manning vs. Jax, Sept. 25, 2000
 433 Peyton Manning at Hou., Sept. 12, 2010
 433 Andrew Luck vs. Mia., Nov. 4, 2012
 425 Peyton Manning vs. Ten, Dec. 5, 2004

MOST YARDS (ROOKIE-GAME)

433* Andrew Luck vs. Mia., Nov. 4, 2012
 391 Andrew Luck at Det., Dec. 2, 2012
 362 Andrew Luck vs. G.B., Oct. 7, 2012
 359 Jack Trudeau at NYJ, Nov. 16, 1986
 357 Peyton Manning at Bal., Nov. 29, 1998

*= NFL Record

MOST 300+ GAMES (SEASON)

10 Andrew Luck, 2014
 9 Peyton Manning, 2009
 7 Peyton Manning, 2010
 7 Andrew Luck, 2018
 6 Peyton Manning (2), 2004, 2006
 6 Andrew Luck, 2012

MOST 300+ GAMES (ROOKIE)

6* Andrew Luck, 2012
 4 Peyton Manning, 1998
 2 Jack Trudeau, 1986
 1 John Unitas, 1956

*= NFL Record

MOST 300+ GAMES (CAREER)

63 Peyton Manning, 1998-11
 33 Andrew Luck, 2012-18
 26 John Unitas, 1956-72
 8 Bert Jones, 1973-81
 7 Jeff George, 1990-93

MOST CONSC. 300+ GAMES

8 Andrew Luck, G3-10, 2014
 5 Peyton Manning, G1-5, 2009
 3 John Unitas, G12-14, 1963
 3 Peyton Manning, G6-8, 2006
 3 Peyton Manning, G7-9, 2009
 3 Andrew Luck, G4-6, 2018

MOST YARDS (SEASON)

4,761 Andrew Luck, 2014
 4,700 Peyton Manning, 2010
 4,593 Andrew Luck, 2018
 4,557 Peyton Manning, 2004
 4,500 Peyton Manning, 2009
 4,413 Peyton Manning, 2000

MOST YARDS (ROOKIE)

4,374* Andrew Luck, 2012
 3,739 Peyton Manning, 1998
 2,225 Jack Trudeau, 1986
 2,152 Jeff George, 1990
 1,619 Chris Chandler, 1988

*= NFL Record

MOST SEASONS LEADING TEAM (YDS/TDS)

14 John Unitas, 1956-67, 69-70
 13 Peyton Manning, 1998-11
 6 Bert Jones, 1974-77, 1980-81
 6 Andrew Luck, 2012-18
 4 Mike Pagel, 1982-85
 4 Jeff George, 1990-93
 4 Jim Harbaugh, 1994-97

MOST CONSC. SEASONS LEADING TEAM (YDS/TDS)

13 Peyton Manning, 1998-10
 12 John Unitas, 1956-67
 5 Andrew Luck, 2012-16
 4 Bert Jones, 1974-77
 4 Mike Pagel, 1982-85
 4 Jeff George, 1990-93

4 Jim Harbaugh, 1994-97

MOST 2,000+ SEASONS

13 John Unitas, 1957-67, 1969-70
 13 Peyton Manning, 1998-10
 5 Bert Jones, 1975-77, 1980-81
 5 Andrew Luck, 2012-14, 2016, 2018
 3 Jeff George, 1990-91, 1993
 3 Jim Harbaugh, 1995-97

MOST CONSC. 2,000+ SEASONS

13 Peyton Manning, 1998-10
 11 John Unitas, 1957-67
 3 Bert Jones, 1975-77
 3 Jim Harbaugh, 1995-97
 3 Andrew Luck, 2012-14

MOST YARDS (CAREER)

54,828 Peyton Manning, 1998-11
 39,768 John Unitas, 1956-72
 23,671 Andrew Luck, 2012-18
 17,663 Bert Jones, 1973-81
 9,647 Jack Trudeau, 1986-93

PASSING TOUCHDOWNS

MOST TOUCHDOWNS (GAME)

6 Peyton Manning at N.O., Sept. 28, 2003
 6 Peyton Manning at Det., Nov. 25, 2004
 5 Gary Cuozzo at Min., Nov. 14, 1965
 5 Gary Hogeboom at Buf., Oct. 4, 1987
 5 Peyton Manning vs. Atl., Dec. 14, 2003
 5 Peyton Manning vs. G.B., Sept. 26, 2004
 5 Peyton Manning at K.C., Oct. 31, 2004
 5 Peyton Manning vs. Hou., Nov. 14, 2004
 5 Andrew Luck vs. Was., Nov. 30, 2014

MOST TOUCHDOWNS (ROOKIE-GAME)

4 Andrew Luck at Det., Dec. 2, 2012
 3 John Unitas vs. L.A. Rams, Nov. 25, 1956
 3 Jeff George at Cin., Nov. 25, 1990
 3 Jeff George vs. Was., Dec. 22, 1990
 3 Peyton Manning at S.F., Oct. 18, 1998
 3 Peyton Manning vs. NYJ, Nov. 15, 1998
 3 Peyton Manning at Bal., Nov. 29, 1998
 3 Peyton Manning vs. Cin., Dec. 13, 1998

HIGHEST TD PCT. (GAME-20 ATT)

24.00 Peyton Manning at N.O., Sept. 28, 2003
 23.53 Peyton Manning at Balt., Dec. 9, 2007
 21.43 Peyton Manning at Det., Nov. 25, 2004
 20.00 John Unitas at Atl., Nov. 12, 1967
 20.00 Gary Hogeboom at Buf., Oct. 4, 1987

HIGHEST TD PCT. (ROOKIE-GAME-20 ATT)

12.50 John Unitas vs. L.A. Rams, Nov. 25, 1956
 11.54 Peyton Manning vs. Cin., Dec. 13, 1998
 10.00 Mike Pagel vs. Cin., Dec. 5, 1982
 10.00 Peyton Manning at S.F., Oct. 18, 1998
 9.68 Jeff George at Cin., Nov. 25, 1990

MOST GAMES WITH TOUCHDOWNS (SEASON)

15 Peyton Manning (5), 1998, 2000, 2002, 2004, 2006
 15 Andrew Luck (2), 2014, 2016
 15 Carson Wentz, 2021
 14 Andrew Luck, 2018
 14 Peyton Manning (5), 1999, 2001, 2007-08, 2010
 14 Philip Rivers, 2020
 13 Earl Morrall, 1968
 13 Peyton Manning, 2009
 13 Andrew Luck, 2012

MOST GAMES WITH TOUCHDOWNS (ROOKIE)

15 Peyton Manning, 1998
 13 Andrew Luck, 2012
 9 Jeff George, 1990
 8 Chris Chandler, 1988
 7 George Shaw, 1955
 7 Jack Trudeau, 1986



REGULAR INDIVIDUAL



MOST TOUCHDOWNS (SEASON)

49	Peyton Manning, 2004
40	Andrew Luck, 2014
39	Andrew Luck, 2018
33	Peyton Manning (3), 2000, 2009-10
32	John Unitas, 1959
31	Peyton Manning (2), 2006-07
31	Andrew Luck, 2016

MOST TOUCHDOWNS (ROOKIE)

26	Peyton Manning, 1998
23	Andrew Luck, 2012
16	Jeff George, 1990
10	George Shaw, 1955
9	John Unitas, 1956

MOST GAMES WITH TOUCHDOWNS (CAREER)

182	Peyton Manning, 1998-11
144	John Unitas, 1956-72
76	Andrew Luck, 2012-18
68	Bert Jones, 1973-81
31	Mike Pagel, 1982-85
31	Jim Harbaugh, 1994-97

MOST CONSC. GAMES PASSING TDS

47	John Unitas, G10-1956/G10-1960
33	Andrew Luck, G1-2014-G9-2015/G1-2016-G16-2016/G1-2018-G11-2018
27	Peyton Manning, G4-1998/G14-1999
18	Andrew Luck, G13-16-2013/G14-2014
16	Peyton Manning, G16-2003/G15-2004
13	Peyton Manning, G1-13-2000
13	Peyton Manning, G15-16-2000/G11-2001

MOST CONSC. GAMES PASSING TDS (ROOKIE)

13	Peyton Manning, G4-16, 1998
7	Andrew Luck, G10-16, 2012
4	Bert Jones, G1-4, 1973
4	Jack Trudeau, G4-7, 1986
4	Jeff George, G9-12, 1990
4	Andrew Luck, G1-4, 2012

MOST CONSC. GAMES 2+ TD PASSES

13	Peyton Manning, G1-13, 2004
12	John Unitas, G1-12, 1959
8	Peyton Manning, G6-13, 2005
8	Andrew Luck, G4-11, 2018
8	Andrew Luck, G10-16 2016/G2 2018
7	John Unitas, G4-8, 10-11, 1965
7	Peyton Manning, G10-16, 2010

HIGHEST TD PCT. (CAREER-1000 ATT)

5.62	John Unitas, 1956-72
5.53	Peyton Manning, 1998-11
5.19	Andrew Luck, 2012-18
4.95	Bert Jones, 1973-81
3.98	Jim Harbaugh, 1994-97

HIGHEST TD PCT. (SEASON-200 ATT)

9.86	Peyton Manning, 2004
8.72	John Unitas, 1959
8.2	Earl Morrall, 1968
8.16	John Unitas, 1965
7.97	John Unitas, 1957

HIGHEST TD PCT. (ROOKIE-SEASON-100 ATT)

4.79	Jeff George, 1990
4.55	John Unitas, 1956
4.52	Peyton Manning, 1998
4.22	George Shaw, 1955
3.7	Bert Jones, 1973

LONGEST TOUCHDOWN PASSES

90t	Jones to Roger Carr vs. NYJ, Nov. 16, 1975
89t	Unitas to John Mackey at L.A. Rams, Oct. 30, 1966
89t	Jones to Roger Carr at Buf, Nov. 9, 1975
88t	Unitas to Tom Matte vs. Atl, Sept. 17, 1967
87t	Painter to Pierre Garcon at T.B., Oct. 3, 2011
87t	Luck to T.Y. Hilton vs. N.O., Oct. 25, 2015

LONGEST TOUCHDOWN PASSES (ROOKIE)

84t	Trudeau to Bill Brooks at S.F., Oct. 5, 1986
82t	Shaw to Buddy Young at G.B., Oct. 8, 1955
78t	Manning to Marshall Faulk vs. N.O., Sept. 27, 1998
71t	Sorgi to Reggie Wayne at Den, Jan. 2, 2005
70t	Luck to T.Y. Hilton vs. Hou, Dec. 30, 2012

MOST TOUCHDOWNS (CAREER)

399	Peyton Manning, 1998-11
287	John Unitas, 1956-72
171	Andrew Luck, 2012-18
122	Bert Jones, 1973-81
49	Jim Harbaugh, 1994-97

PASSING AVERAGE

HIGHEST AVG. PER ATTEMPT (GAME-20 ATT)

18.50	John Unitas at Atl, Nov. 12, 1967
15.67	John Unitas vs. Det, Nov. 10, 1963
15.64	John Unitas vs. Min, Dec. 8, 1963
14.65	Peyton Manning at Bal, Dec. 9, 2007

HIGHEST AVG. PER ATTEMPT (ROOKIE-GAME-20 ATT)

12.21	John Unitas vs. L.A. Rams, Nov. 25, 1956
11.32	Jeff George vs. NYJ, Nov. 18, 1990
10.47	John Unitas at Det, Nov. 18, 1956

HIGHEST AVG. PER ATTEMPT (SEASON-200 ATT)

9.26t	John Unitas, 1964
9.18t	John Unitas, 1968
9.17t	Peyton Manning, 2004
9.05t	Bert Jones, 1976

HIGHEST AVG. PER ATTEMPT (ROOKIE-SEASON-100 ATT)

7.57	John Unitas, 1956
6.98	Andrew Luck, 2012
6.95	Chris Chandler, 1988
6.69	George Shaw, 1955
6.50	Peyton Manning, 1998

HIGHEST AVG. PER ATTEMPT (CAREER-1,000 ATT)

7.78	John Unitas, 1956-72
7.60	Peyton Manning, 1998-11
7.19	Andrew Luck, 2012-18
7.17	Bert Jones, 1973-81
7.08	Jim Harbaugh, 1994-97

HIGHEST AVG. PER COMP (GAME-20 ATT)

22.25	John Unitas vs. S.F., Nov. 26, 1960
22.12	John Unitas vs. Det, Nov. 10, 1963
21.93	John Unitas vs. Chi, Oct. 2, 1960
21.86	Bert Jones at Buf, Nov. 9, 1975
21.85	John Unitas vs. Min, Oct. 1, 1961

HIGHEST AVG. PER COMP (ROOKIE-GAME-20 ATT)

18.47	John Unitas at Det, Nov. 18, 1956
17.79	Jeff George vs. NYJ, Nov. 18, 1990
17.67	Jeff George at N.E., Nov. 11, 1990
16.67	George Shaw vs. S.F., Nov. 27, 1955
16.29	Andrew Luck at Det, Dec. 2, 2012

HIGHEST AVG. PER COMP (SEASON-200 ATT)

17.87	John Unitas, 1964
16.31	John Unitas, 1960
15.98	Earl Morrall, 1968
15.43	John Unitas, 1965
15.02	John Unitas, 1959

HIGHEST AVG. PER COMP (ROOKIE-SEASON-100 ATT)

13.62	John Unitas, 1956
13.33	George Shaw, 1955
12.90	Andrew Luck, 2012
12.55	Chris Chandler, 1988
12.53	Bert Jones, 1973

HIGHEST AVG. PER COMP (CAREER-1,000 ATT)

14.22	John Unitas, 1956-72
12.78	Bert Jones, 1973-81
12.45	Mike Pagel, 1982-85
11.88	Jack Trudeau, 1986-93
11.83	Andrew Luck, 2012-18





INTERCEPTIONS

MOST INTERCEPTIONS (GAME)

6	Peyton Manning at S.D., Nov. 11, 2007
5	Fred Enke at G.B., Oct. 18, 1953
5	Fred Enke at Det. Nov. 17, 1953
5	John Unitas vs. S.F., Nov. 26, 1960
5	John Unitas at G.B., Oct. 8, 1961
5	John Unitas at Det. Nov. 20, 1966
5	John Unitas vs. Chi. Nov. 29, 1970
5	Bill Troup vs. Mia, Sept. 10, 1978

MOST INTERCEPTIONS (ROOKIE-GAME)

4	George Shaw vs. G.B., Oct. 29, 1955
4	Bert Jones vs. NYJ, Sept. 23, 1973
4	Bert Jones vs. N.O., Sept. 30, 1973
4	Mike Kirkland at Mia, Oct. 29, 1978
4	Jack Trudeau vs. N.E., Nov. 9, 1986
4	Jack Trudeau at NYJ, Nov. 16, 1986
4	Jeff George vs. N.E., Sept. 16, 1990

MOST INTERCEPTIONS (SEASON-200 ATT)

28	Peyton Manning, 1998
24	John Unitas, 1960
24	John Unitas, 1961
24	John Unitas, 1966
23	John Unitas, 1962
23	Peyton Manning, 2001

MOST INTERCEPTIONS (ROOKIE-SEASON-100 ATT)

28	Peyton Manning, 1998
19	George Shaw, 1955
18	Jack Trudeau, 1986
18	Andrew Luck, 2012
13	Jeff George, 1990

MOST INTERCEPTIONS (CAREER)

246	John Unitas, 1956-72
198	Peyton Manning, 1998-11
97	Bert Jones, 1973-81
83	Andrew Luck, 2012-18
62	Jack Trudeau, 1986-93

FEWEST INTERCEPTIONS (SEASON-200 ATT)

4	Jim Harbaugh, 1997 (309)
5	Matt Hasselbeck, 2015 (256)
5	Jim Harbaugh, 1995 (314)
6	Jacoby Brissett, 2019 (447)
6	John Unitas, 1964 (305)
6	Marty Domres, 1972 (222)
6	Jack Trudeau, 1987 (229)
6	Jeff George, 1993 (407)
6	Jim Harbaugh, 1994 (202)

FEWEST INTERCEPTIONS (ROOKIE-SEASON-100 ATT)

7	Mike Pagel, 1982 (221)
10	John Unitas, 1956 (198)
12	Bert Jones, 1973 (108)
12	Chris Chandler, 1988 (233)
13	Jeff George, 1990 (334)

LOWEST INTERCEPTION PCT. (SEASON-200 ATT)

1.29	Jim Harbaugh, 1997
1.3	Jacoby Brissett, 2019
1.4	Carson Wentz, 2021
1.48	Jeff George, 1993
1.49	Jacoby Brissett, 2017
1.58	Andrew Luck, 2013

LOWEST INTERCEPTION PCT. (ROOKIE-SEASON-100 ATT)

2.87	Andrew Luck, 2012
3.17	Mike Pagel, 1982
3.89	Jeff George, 1990
4.32	Jack Trudeau, 1986
4.87	Peyton Manning, 1998

LOWEST INTERCEPTION PCT. (CAREER-1,000 ATT)

2.1	Jim Harbaugh, 1994-97
2.5	Andrew Luck, 2012-18
2.7	Peyton Manning, 1998-11
3.0	Jeff George, 1990-93

3.9 Bert Jones, 1973-81

MOST CONSC. PASSES WITHOUT INTERCEPTION (CAREER)

212	Carson Wentz, G2-8, 2021
202	Jeff George, G10-16, 1993
190	Peyton Manning, G13-16, 2006/G1-2, 2007
179	Jim Harbaugh, G3-10, 1996
170	Jim Harbaugh, G6-16, 1997
167	Jacoby Brissett, G12, 2017 - G2, 2019
165	Peyton Manning, G16, 2009/G1-4, 2010
165	Andrew Luck, G13-16 2012/G1-2, 2013

PASSER RATING

HIGHEST RATING (SEASON-200 ATT)

121.1	Peyton Manning, 2004
104.1	Peyton Manning, 2005
102.5	Bert Jones, 1976
101.0	Peyton Manning, 2006

HIGHEST RATING (ROOKIE-SEASON-100 ATT)

76.5	Andrew Luck, 2012
74.0	John Unitas, 1956
73.8	Jeff George, 1990
71.2	Peyton Manning, 1998
67.2	Chris Chandler, 1988

HIGHEST RATING (CAREER-1,000 ATT)

94.9	Peyton Manning, 1998-11
89.5	Andrew Luck, 2012-18
86.6	Jim Harbaugh, 1994-97
78.8	John Unitas, 1956-72
78.8	Bert Jones, 1973-81

RECEIVING

RECEPTIONS

MOST RECEPTIONS (GAME)

15	Reggie Wayne at Jax, Oct. 3, 2010
14	Marvin Harrison at Cle, Dec. 26, 1999
14	Marvin Harrison vs. Dal, Nov. 17, 2002
14	Dallas Clark vs. Hou, Nov. 8, 2009
14	Reggie Wayne vs. Dal, Dec. 5, 2010

MOST RECEPTIONS (ROOKIE-GAME)

11	Randy McMillan vs. NYJ, Nov. 8, 1981
9	Randy McMillan at Mia, Nov. 1, 1981
9	Bill Brooks at NYJ, Nov. 16, 1986
9	Nyheim Hines vs. Hou, Sept. 30, 2018
8	Sean Dawkins vs. Dal, Oct. 10, 1993
8	Marshall Faulk vs. Was, Oct. 23, 1994
8	Austin Collie at Ten, Oct. 11, 2009
8	Alec Pierce at Den, Oct. 6, 2022

MOST CONSC. GAMES WITH RECEPTION

190	Marvin Harrison, G1-1996/G16-2008
134	Reggie Wayne, G1-2006/G16-2014
97	T.Y. Hilton, G1-2015/G18-2021
77	Marshall Faulk, G1-1994/G16-1998
64	Dallas Clark, G1-2006/G6-2010
62	Jessie Hester, G3-1990/G16-1993

MOST GAMES 10+ RECEPTIONS (SEASON)

6	Marvin Harrison, 2002
3	Raymond Berry, 1960
3	Joe Washington, 1979
3	Marvin Harrison, 2000
3	Reggie Wayne (3), 2007, 2009-10

MOST RECEPTIONS (SEASON)

143	Marvin Harrison, 2002
115	Marvin Harrison, 1999
111	Reggie Wayne, 2010
109	Marvin Harrison, 2001
106	Reggie Wayne, 2012

MOST RECEPTIONS (ROOKIE)

65	Bill Brooks, 1986
64	Marvin Harrison, 1996
63	Nyheim Hines, 2018



REGULAR INDIVIDUAL



62 Edgerrin James, 1999
60 Austin Collie, 2009
52 Andre Rison, 1989

MOST SEASONS LEADING TEAM

9 Marvin Harrison, 1996-97, 1999-04, 2006
8 Raymond Berry, 1957-61, 1964-66
7 Reggie Wayne, 2005, 2007-08, 2009*-12
6 T.Y. Hilton, 2013-16, 2018-19
4 Lydell Mitchell, 1974-77
4 Bill Brooks, 1987-89, 1991

*= Tied for Team Lead

MOST CONSC. SEASONS LEADING TEAM

6 Marvin Harrison, 1999-04
6 Reggie Wayne, 2007-08, 2009*-12
5 Raymond Berry, 1957-61
4 Lydell Mitchell, 1974-77
4 T.Y. Hilton, 2013-16

*= Tied for Team Lead

MOST SEASONS 50+ RECEPTIONS

12 Marvin Harrison, 1996-06, 2008
11 Reggie Wayne, 2003-12, 2014
8 T.Y. Hilton, 2012-18, 20
7 Raymond Berry, 1958-62, 1965-66
6 Bill Brooks, 1986-91
5 Edgerrin James, 1999-00, 2002-04

CONSC. SEASONS 50+ RECEPTIONS

11 Marvin Harrison, 1996-06
10 Reggie Wayne, 2003-12
7 T.Y. Hilton, 2012-18
6 Bill Brooks, 1986-91
5 Raymond Berry, 1958-62

MOST RECEPTIONS 2 PLAYERS (SEASON)

204 Harrison (143)/James (61), 2002
200 Clark (100)/Wayne (100), 2009
181 Harrison (95)/Wayne (86), 2006
178 Wayne (111)/Garcon (67)/Tammie (67), 2010
177 Harrison (115)/James (62), 1999

MOST RECEPTIONS 3 PLAYERS (SEASON)

260 Clark (100)/Wayne (100)/Collie (60), 2009
253 Harrison (143)/James (61)/Wayne (49), 2002
245 Wayne (111)/Garcon (67)/Tammie (67), 2010
231 Harrison (86)/Wayne (77)/Stokley (68), 2004
221 Harrison (95)/Wayne (86)/Addai (40), 2006

TRIO OF 50+ SEASONAL RECEIVERS

Brooks (63)/Rison (52)/Bentley (52), 1989
Bentley (71)/Brooks (62)/Hester (54), 1990
Langhorne (85)/Hester (64)/Johnson (55), 1993
Turner (52)/Faulk (52)/Dawkins (51), 1994
Harrison (64)/Faulk (56)/Dawkins (54), 1996
Faulk (86)/Harrison (59)/Pathon (50), 1998
Harrison (102)/James (63)/Pathon (50), 2000
Harrison (94)/Wayne (69)/James (51), 2003
Harrison (86)/Wayne (77)/Stokley (68)/James (51), 2004
Wayne (82)/Clark (77)/Harrison (60)/Gonzalez (57), 2008
Clark (100)/Wayne (100)/Collie (60)/Addai (51), 2009
Wayne (111)/Garcon (67)/Tammie (67)/Collie (58), 2010
Wayne (106)/Avery (60)/Hilton (50), 2012
Hilton (82)/Wayne (64)/Fleener (51), 2014
Hilton (69)/Moncrief (64)/Fleener (54), 2015
Hilton (76)/Ebron (66)/Hines (63)/Rogers (53) 2018

LONGEST RECEPTIONS

90t Carr from Jones vs. NYJ, Nov. 16, 1975
89t Mackey from Units at LA Rams, Oct. 30, 1966
89t Carr from Jones at Buf, Nov. 9, 1975
88t Matte from Units vs. Atl, Sept. 17, 1967
87t Garcon from Painter at T.B., Oct. 3, 2011
87t Hilton from Luck vs. N.O., Oct. 25, 2015

LONGEST RECEPTIONS (ROOKIE)

85t Faulk from Jim Harbaugh vs. Was, Oct. 23, 1994
84t Brooks from Jack Trudeau at S.F., Oct. 5, 1986
80t Wilkins from Peyton Manning at Phi, Nov. 21, 1999
79t Moncrief from Andrew Luck vs. Was, Nov. 30, 2014

78t Womble from Garry Kerkorian vs. S.F., Nov. 28, 1954

MOST GAMES WITH RECEPTIONS (CAREER)

205 Reggie Wayne, 2001-14
190 Marvin Harrison, 1996-08
142 Raymond Berry, 1955-67
139 T.Y. Hilton, 2012-21
116 Lenny Moore, 1956-67

MOST GAMES 10+ RECEPTIONS (CAREER)

16 Marvin Harrison, 1996-08
15 Reggie Wayne, 2001-14
11 Raymond Berry, 1955-67
3 Don McCauley, 1971-81
3 Lydell Mitchell, 1972-77
3 Joe Washington, 1978-80
3 Anthony Johnson, 1990-93
3 Dallas Clark, 2003-11
3 T.Y. Hilton, 2012-18
3 Michael Pittman Jr., 2020-22

MOST RECEPTIONS (CAREER)

1,102 Marvin Harrison, 1996-08
1,070 Reggie Wayne, 2001-14
631 Raymond Berry, 1955-67
631 T.Y. Hilton, 2012-21
427 Dallas Clark, 2003-11

RECEIVING YARDS

MOST YARDS (GAME)

224 Raymond Berry at Was, Nov. 10, 1957
223 T.Y. Hilton at Hou, Oct. 9, 2014
212 Reggie Wayne vs. G.B., Oct. 7, 2012
210 Roger Carr at NYJ, Oct. 24, 1976
203 Reggie Langhorne at Was, Nov. 7, 1993
200 Reggie Wayne vs. Dal, Dec. 5, 2010

MOST YARDS (ROOKIE-GAME)

177 Bill Brooks at NYJ, Nov. 16, 1986
144 John Mackey vs. Min, Dec. 8, 1963
135 Andre Rison vs. Cle, Dec. 10, 1989
134 (4 times) Last: Donte Moncrief vs. Was, Nov. 30, 2014

MOST 100+ GAMES (SEASON)

10 Marvin Harrison, 2002
9 Marvin Harrison, 1999
8 Marvin Harrison, 2000
7 Raymond Berry, 1960
6 Marvin Harrison (4), 2001, 2003, 2005-06
6 Reggie Wayne, 2007
6 T.Y. Hilton, 2014
6 T.Y. Hilton, 2016

MOST 100+ GAMES (ROOKIE)

5 T.Y. Hilton, 2012
3 Andre Rison, 1989
2 Ray Perkins, 1967
2 Bill Brooks, 1986
2 Marvin Harrison, 1996
2 Anthony Gonzalez, 2007
2 Donte Moncrief, 2014

MOST 100+ GAMES (CAREER)

59 Marvin Harrison, 1996-08
43 Reggie Wayne, 2001-14
34 T.Y. Hilton, 2012-20
23 Raymond Berry, 1955-67
18 Jimmy Orr, 1961-70

MOST CONSC. 100+ GAMES

6 Raymond Berry, G5-10, 1960
4 Marvin Harrison, G12-15, 1999
4 Marvin Harrison, G5-8, 2000
4 Marvin Harrison, G2-5, 2002
4 Marvin Harrison, G9-12, 2002
4 Marvin Harrison, G4-7, 2003

MOST YARDS (SEASON)

1,722 Marvin Harrison, 2002
1,663 Marvin Harrison, 1999
1,524 Marvin Harrison, 2001



REGULAR INDIVIDUAL



1,510 Reggie Wayne, 2007
1,448 T.Y. Hilton, 2016

MOST YARDS (ROOKIE)

1,131 Bill Brooks, 1986
861 T.Y. Hilton, 2012
836 Marvin Harrison, 1996
820 Andre Rison, 1989
726 John Mackey, 1963

1,000-YARD SEASONS

8 Marvin Harrison, 1996-2008
8 Reggie Wayne, 2001-14
5 T.Y. Hilton, 2012-21
1 Raymond Berry, 1955-67
1 Roger Carr, 1974-81
1 Bill Brooks, 1986-92
1 Reggie Langhorne, 1992-93
1 Brandon Stokley, 2003-06
1 Dallas Clark, 2003-11
1 **Michael Pittman Jr., 2020-21**

MOST SEASONS LEADING TEAM

9 Marvin Harrison, 1996-97, 1999-03, 2005-06
7 Reggie Wayne, 2004, 2007-12
7 T.Y. Hilton, 2013-18, 20
5 Jimmy Orr, 1962-65, 1968
5 Bill Brooks, 1986-89, 1991

MOST CONSC. SEASONS LEADING TEAM

6 Reggie Wayne, 2007-12
6 T.Y. Hilton, 2013-18
5 Marvin Harrison, 1999-03
4 Jimmy Orr, 1962-65
4 Bill Brooks, 1986-89

MOST YARDS (CAREER)

14,580 Marvin Harrison, 1996-08
14,345 Reggie Wayne, 2001-14
9,691 T.Y. Hilton, 2012-21
9,275 Raymond Berry, 1955-67
6,039 Lenny Moore, 1956-67

RECEIVING TOUCHDOWNS

MOST TOUCHDOWNS (GAME)

3 Jim Mutscheller at G.B. Oct. 13, 1957
3 Raymond Berry at Dal, Oct. 30, 1960
3 Raymond Berry vs. G.B., Nov. 6, 1960
3 Lenny Moore vs. Min, Oct. 1, 1961
3 Jimmy Orr vs. Was., Dec. 8, 1962
3 Jimmy Orr vs. L.A. Rams, Oct. 4, 1964
3 Roger Carr vs. Cin, Sept. 19, 1976
3 Marvin Harrison at K.C., Dec. 15, 1996
3 Ken Dilger vs. Mia, Dec. 14, 1997
3 Marvin Harrison at S.F., Oct. 18, 1998
3 Marvin Harrison at N.E., Sept. 19, 1999
3 Marvin Harrison vs. Min, Dec. 24, 2000
3 Marvin Harrison vs. Buf, Sept. 23, 2001
3 Marvin Harrison vs. Mia, Nov. 11, 2001
3 Marvin Harrison at N.O., Sept. 28, 2003
3 Brandon Stokley at Det, Nov. 25, 2004
3 Marvin Harrison at Det, Nov. 25, 2004
3 Reggie Wayne at Den, Oct. 29, 2006
3 Marvin Harrison vs. Cin, Dec. 18, 2006
3 Dallas Clark vs. Den, Dec. 13, 2009
3 T.Y. Hilton at Hou, Nov. 3, 2013
3 Dwayne Allen at NYJ, Dec. 5, 2016

MOST TOUCHDOWNS (ROOKIE-GAME)

3 Marvin Harrison at K.C., Dec. 15, 1996
2 John Mackey vs. Min, Dec. 8, 1963
2 Ray Perkins vs. S.F., Oct. 1, 1967
2 Marshall Johnson at NYJ, Oct. 26, 1975
2 Bill Brooks at Hou, Nov. 23, 1986
2 Anthony Gonzalez at Bal, Dec. 9, 2007
2 Austin Collie at Ten, Oct. 11, 2009
2 Blair White at N.E., Nov. 21, 2010
2 T.Y. Hilton at N.E., Nov. 18, 2012

2 Da'Rick Rogers at Cin, Dec. 8, 2013
2 Donte Moncrief vs. Was, Nov. 30, 2014
2 Nyheim Hines vs. Hou, Sept. 30, 2018
2 **Jelani Woods vs. K.C., Sept. 25, 2022**

MOST GAMES WITH TOUCHDOWNS (SEASON)

11 Marvin Harrison, 2004
10 Raymond Berry, 1959
10 Marvin Harrison, 2000
10 Eric Ebron, 2018
10 Reggie Wayne, 2004
9 Marvin Harrison (2), 2001, 05
9 Reggie Wayne (2), 2007, 09

MOST GAMES WITH TOUCHDOWNS (CAREER)

90 Marvin Harrison, 1996-08
73 Reggie Wayne, 2001-14
56 Raymond Berry, 1955-67
42 T.Y. Hilton, 2012-2021
39 Lenny Moore, 1956-67
38 Dallas Clark, 2003-11

MOST CONSC. GAMES RECEIVING TDS

7 Raymond Berry, G8-12-1959/G2-1960
5 Jim Mutscheller, G12-1956/G4-1957
5 Jim Mutscheller, G11-12-1958/G3-1959
5 Raymond Berry, G10-11-1958/G3-1959
5 Jimmy Orr, G12-14-1962/G2-1963
5 Raymond Berry, G5-9, 1965
5 Marvin Harrison, G10-14, 2004
5 Dallas Clark, G2-6, 2007
5 Reggie Wayne, G3-7, 2009
5 Donte Moncrief, G8-12, 2016

MOST TOUCHDOWNS (SEASON)

15 Marvin Harrison (2), 2001, 2004
14 Marvin Harrison, 2000
14 Raymond Berry, 1959
13 Eric Ebron, 2018
12 Marvin Harrison (3), 1999, 2005-06
12 Reggie Wayne, 2004

MOST TOUCHDOWNS (ROOKIE)

8 Bill Brooks, 1986
8 Marvin Harrison, 1996
7 John Mackey, 1963
7 Austin Collie, 2009
7 T.Y. Hilton, 2012

MOST SEASONS LEADING TEAM

11 Marvin Harrison, 1996-97, 1998*, 1999-06
4 Raymond Berry, 1958-60, 1964*
4 Glenn Doughty, 1973*, 1974*, 1975*, 1977*
* = Tied for Team Lead

MOST CONSC. SEASONS LEADING TEAM

11 Marvin Harrison, 1996-97, 98*, 1999-06
3 Glenn Doughty, 1973*, 1974*, 1975*
3 Raymond Berry, 1959-60
3 Jim Mutscheller 1955-57
3 Willie Richardson, 1967-68, 1969*
3 Dallas Clark, 2007, 2008*, 2009*
* = Tied for Team Lead

MOST TOUCHDOWNS (CAREER)

128 Marvin Harrison, 1996-08
82 Reggie Wayne, 2001-14
68 Raymond Berry, 1955-67
55 T.Y. Hilton, 2012-2021
50 Jimmy Orr, 1961-70
48 Lenny Moore, 1956-67

RECEIVING AVERAGE

HIGHEST AVERAGE (GAME-3 REC)

48.8 Raymond Berry at Dal, Oct. 30, 1960
44.7 Donte Moncrief vs. Was, Nov. 30, 2014
42.0 Roger Carr at NYJ, Oct. 24, 1976
42.0 Marcus Pollard at N.O., Nov. 18, 2001
40.0 Torrance Small at Sea, Dec. 20, 1998





HIGHEST AVERAGE (ROOKIE-GAME-3 REC)

44.7	Donte Moncrief vs. Was, Nov. 30, 2014
35.0	Marshall Johnson at NYJ, Oct. 26, 1975
28.8	John Mackey vs. Min, Dec. 8, 1963
28.3	Royce Womble vs. S.F., Nov. 22, 1954
28.3	T.Y. Hilton vs. Jax, Sept. 23, 2012

HIGHEST AVERAGE (SEASON-30 REC)

25.9	Roger Carr, 1976
21.7	Jimmy Orr, 1964
21.0	Roger Carr, 1978
20.8	Lenny Moore, 1960
20.7	John Mackey, 1963

HIGHEST AVERAGE (ROOKIE-30 REC)

20.7	John Mackey, 1963
17.4	Bill Brooks, 1986
17.2	T.Y. Hilton, 2012
16.9	Ray Butler, 1980
15.8	Andre Rison, 1989

HIGHEST AVERAGE (CAREER-100 REC)

19.3	Jimmy Orr, 1961-70
18.8	Roger Carr, 1974-81
17.1	Ray Butler, 1980-85
16.8	Jim Mutscheller, 1954-61
16.6	Lenny Moore, 1956-67

PUNT RETURNS

GAME

MOST (GAME)

9	Nesby Glasgow at K.C., Sept. 2, 1979
8	Howard Stevens vs. T.B., Oct. 3, 1976
7	Alvin Haymond vs. Det, Oct. 10, 1965
7	Alvin Haymond vs. L.A. Rams, Nov. 27, 1966
7	Larry Anderson vs. Den, Sept. 11, 1983
7	Robbie Martin at S.F., Oct. 5, 1986

MOST (ROOKIE-GAME)

9	Nesby Glasgow at K.C., Sept. 2, 1979
6	Bruce Laird vs. Buf, Dec. 3, 1972

MOST YARDS (GAME)

195	Nyheim Hines vs. Car, Dec. 22, 2019
148	Carl Taseff at G.B., Oct. 14, 1956
141	Ray Buchanan vs. S.D., Nov. 3, 1996
124	Clarence Verdin at N.E., Nov. 11, 1990
111	T.Y. Hilton vs. Buf, Nov. 25, 2012
110	Ron Gardin vs. Mia, Nov. 1, 1970

MOST YARDS (GAME-ROOKIE)

111	T.Y. Hilton vs. Buf, Nov. 25, 2012
110	Ron Gardin vs. Mia, Nov. 1, 1970
107	Dewell Brewer vs. Mia, Dec. 18, 1994
102	Marvin Harrison at NYJ, Sept. 8, 1996
87	Leonard Dunlap vs. NYJ, Sept. 19, 1971

HIGHEST AVERAGE (GAME-2 MIN)

65.0	Nyheim Hines vs. Car, Dec. 22, 2019
47.0	T.J. Rushing at Oak, Dec. 16, 2007
37.5	Ron Gardin vs. NYJ, Sept. 19, 1971
37.0	Carl Taseff at G.B., Oct. 14, 1956
36.7	*Ron Gardin vs. Mia, Nov. 1, 1970
32.3	Clarence Verdin at Mia, Oct. 25, 1992

*= Rookie

MOST FAIR CATCHES (GAME)

6	Griff Whalen vs. Cin, Oct. 19, 2014
6	Griff Whalen vs. Jax, Oct. 5, 2015
5	*T.Y. Hilton vs. G.B., Oct. 7, 2012
4	Timmy Brown at NYG, Nov. 2, 1968
4	*Ron Gardin at Mia, Nov. 22, 1970
4	*Marvin Harrison at Buf, Oct. 6, 1996
4	*Brad Pyatt vs. Hou, Oct. 26, 2003
4	Griff Whalen at Ten, Sept. 27, 2015
4	Chester Rogers vs. Buf, Oct. 21, 2018

*= Rookie

LONGEST TOUCHDOWN RETURN

90t	Carl Taseff at G.B., Oct. 14, 1956
90t	T.J. Rushing at Oak, Dec. 16, 2007
84t	Nyheim Hines vs. Car, Dec. 22, 2019
84t	Clarence Verdin at Mia, Oct. 25, 1992
82t	Ray Buchanan vs. S.D., Nov. 3, 1996
82t	Terrence Wilkins vs. Jax, Sept. 24, 2006

SEASON

MOST (SEASON)

44	*Nesby Glasgow, 1979
42	*Dewell Brewer, 1994
41	Alvin Haymond, 1965
41	*Terrence Wilkins, 1999
40	Alvin Haymond, 1966
40	Robbie Martin, 1985

*= Rookie

MOST YARDAGE (SEASON)

443	Robbie Martin, 1985
403	Alvin Haymond, 1965
396	Howard Stevens, 1975
396	Clarence Verdin, 1990
388	*Terrence Wilkins, 1999

*= Rookie

HIGHEST AVERAGE (SEASON-14 MIN)

13.1	T.J. Rushing, 2007
12.9	Clarence Verdin, 1989
12.8	Clarence Verdin, 1990
12.6	Wendell Harris, 1964
11.8	Ron Gardin, 1970

HIGHEST AVERAGE (ROOKIE-14 MIN)

11.8	Ron Gardin, 1970
11.5	T.Y. Hilton, 2012
10.0	Jerry Logan, 1963
9.8	Marvin Harrison, 1996
9.5	Terrence Wilkins, 1999

MOST FAIR CATCHES (SEASON)

28	Chester Rogers, 2018
25	Troy Walters, 2005
22	T.J. Rushing, 2009
20	*Ron Gardin, 1970
20	Rick Volk, 1971
18	*T.Y. Hilton, 2012
18	Griff Whalen, 2015

*= Rookie

MOST TOUCHDOWNS (SEASON)

2	Nyheim Hines, 2019
2	Clarence Verdin, 1992

CAREER

PUNT RETURNS MOST (CAREER)

155	Clarence Verdin, 1988-93
119	Terrence Wilkins, 1999-01, 2003, 2006
112	Carl Taseff, 1953-61
109	Howard Stevens, 1975-77
108	Alvin Haymond, 1964-67

MOST YARDAGE (CAREER)

1,537	Clarence Verdin, 1988-93
1,065	Terrence Wilkins, 1999-01, 2003, 2006
1,012	Howard Stevens, 1975-77
911	Alvin Haymond, 1964-67
826	Carl Taseff, 1953-61

HIGHEST AVERAGE (CAREER-30 MIN)

13.5	Ron Gardin, 1970-71
11.8	Nyheim Hines, 2018-22
9.9	Clarence Verdin, 1988-93
9.8	T.Y. Hilton, 2012-20
9.7	Robbie Martin, 1985-86
9.3	Howard Stevens, 1975-77



REGULAR INDIVIDUAL



MOST FAIR CATCHES (CAREER)

55	Rick Volk, 1967-75
54	Clarence Verdin, 1988-93
53	Troy Walters, 2002-05
47	Terrence Wilkins, 1999-01, 2003, 2006
45	Chester Rogers, 2016-18
42	Griff Whalen, 2013-15

MOST TOUCHDOWNS (CAREER)

4	Clarence Verdin, 1988-93
3	Terrence Wilkins, 1999-01, 03, 06
2	Nyheim Hines, 2018-19
2	Carl Taseff, 1953-62
1	Brewer/Gardin/Glasgow/Hilton/Logan/Martin/Rushing

PLAYS FROM SCRIMMAGE

ATTEMPTS

MOST ATTEMPTS (GAME)

42	Lydell Mitchell at NYJ, Oct. 20, 1974
42	Edgerrin James vs. NYJ, Nov. 16, 2003
39	Eric Dickerson vs. Buf, Dec. 18, 1988
39	Edgerrin James at Sea, Oct. 15, 2000
39	Edgerrin James at Jax, Dec. 11, 2005

MOST ATTEMPTS (ROOKIE-GAME)

38	Dominic Rhodes at Buf, Nov. 4, 2001
34	Edgerrin James vs. Dal, Oct. 31, 1999
33	Rodney Culver at N.E., Dec. 6, 1992
33	Edgerrin James at N.E., Sept. 19, 1999
33	Dominic Rhodes vs. S.F., Nov. 25, 2001
33	Dominic Rhodes vs. Den, Jan. 6, 2002
33	Kenton Keith vs. T.B., Oct. 7, 2007

MOST ATTEMPTS (SEASON)

450	Edgerrin James, 2000
431	Edgerrin James, 1999
424	Eric Dickerson, 1988
410	Marshall Faulk, 1998
404	Edgerrin James, 2005

MOST ATTEMPTS (ROOKIE)

431	Edgerrin James, 1999
366	Marshall Faulk, 1994
268	Jonathan Taylor, 2020
267	Dominic Rhodes, 2001
266	Joseph Addai, 2006
240	Alan Ameche, 1955

MOST SEASONS 200+ ATTEMPTS

6	Edgerrin James, 1999-00, 2002-05
5	Lydell Mitchell, 1973-77
5	Marshall Faulk, 1994-98
4	Eric Dickerson, 1987-89, 1991
3	Tom Matte, 1968-69, 1971
3	Curtis Dickey, 1980-81, 1983
3	Randy McMillan, 1983, 1985-86
3	Joseph Addai, 2006-07, 2009
3	Frank Gore, 2015-17

CONSC. SEASONS 200+ ATTEMPTS

5	Lydell Mitchell, 1973-77
5	Marshall Faulk, 1994-98
4	Edgerrin James, 2002-05
3	Eric Dickerson, 1987-89
3	Frank Gore, 2015-17
2	Addai/Ameche/Dickey/James/Matte/McMillan/Washington/Taylor

MOST ATTEMPTS (CAREER)

2544	Edgerrin James, 1999-05
1689	Lydell Mitchell, 1972-77
1686	Marshall Faulk, 1994-98
1449	Tom Matte, 1961-72
1431	Lenny Moore, 1956-67

YARDS

MOST YARDS (GAME)

267	Marshall Faulk at Bal, Nov. 29, 1998
254	Jonathan Taylor vs. Jax, Jan. 4, 2020

240	Anthony Johnson vs. N.E., Nov. 15, 1992
229	Eric Dickerson vs. T.B., Dec. 27, 1987
228	Edgerrin James at Sea, Oct. 15, 2000
226	Joseph Addai vs. N.E., Nov. 4, 2007

MOST YARDS (ROOKIE-GAME)

254	Jonathan Taylor vs. Jax, Jan. 4, 2020
213	Marshall Faulk vs. Was, Oct. 23, 1994
212	Lenny Moore vs. G.B., Oct. 28, 1956
209	Edgerrin James vs. Dal, Oct. 31, 1999
208	Joseph Addai vs. Phi, Nov. 26, 2006
199	Edgerrin James vs. K.C., Nov. 7, 1999
199	Edgerrin James at Phi, Nov. 21, 1999

MOST 100+ GAMES (SEASON)

15	Edgerrin James, 2000
13	Marshall Faulk, 1998
13	Edgerrin James, 2004
13	Edgerrin James, 2005
13	Jonathan Taylor, 2021
12	Edgerrin James, 1999

MOST 100+ GAMES (ROOKIE)

12	Edgerrin James, 1999
9	Marshall Faulk, 1994
6	Joseph Addai, 2006
6	Jonathan Taylor, 2020
5	Dominic Rhodes, 2001
5	T.Y. Hilton, 2012

MOST CONSC. 100+ GAMES

16	Lydell Mitchell, G8-14-1975/G1-Sep.1, 1976
13	Edgerrin James, G1-13, 2005
12	Edgerrin James, G1-12, 2000
10	Edgerrin James, G4-13, 2004
9	Marshall Faulk, G6-14, 1998
9	Edgerrin James, G7-15, 1999

MOST CONSC. 100+ GAMES (ROOKIE)

9	Edgerrin James, G7-15, 1999
3	Marshall Faulk, G8-10, 1994
3	Tony Loric, G7-9, 1964
2	Addai/Ameche/Brooks/Harrison/McMillan/Moore/Rhodes

MOST 100+ GAMES (CAREER)

75	Edgerrin James, 1999-05
59	Marvin Harrison, 1996-07
47	Lenny Moore, 1956-67
43	Reggie Wayne, 2001-14
42	Lydell Mitchell, 1972-77

MOST 150+ GAMES (SEASON)

7	Edgerrin James, 2000
6	Marshall Faulk, 1998
5	Lenny Moore, 1958
5	Eric Dickerson, 1988
5	Edgerrin James, 2004

MOST 150+ GAMES (ROOKIE)

4	Edgerrin James, 1999
3	Marshall Faulk, 1994
3	Dominic Rhodes, 2001
2	Alan Ameche, 1955
2	Jonathan Taylor, 2020
1	Addai/Brooks/McMillan/Moore

MOST 150+ GAMES (CAREER)

25	Edgerrin James, 1999-05
16	Lenny Moore, 1956-67
13	Marshall Faulk, 1994-98
12	Eric Dickerson, 1987-91
12	T.Y. Hilton, 2012-2020
11	Lydell Mitchell, 1972-77

MOST YARDS (SEASON)

2,303	Edgerrin James, 2000
2,227	Marshall Faulk, 1998
2,171	Jonathan Taylor, 2021
2,139	Edgerrin James, 1999
2,036	Eric Dickerson, 1988
2,031	Edgerrin James, 2004



REGULAR INDIVIDUAL



MOST YARDS (ROOKIE)

2,139	Edgerrin James, 1999
1,804	Marshall Faulk, 1994
1,468	Jonathan Taylor, 2020
1,406	Joseph Addai, 2006
1,328	Dominic Rhodes, 2001

MOST 1,000+ SEASONS

8	Marvin Harrison, 1999-06
8	Reggie Wayne, 2004-14
6	Lenny Moore, 1957-61, 1964
6	Edgerrin James, 1999-00, 2002-05
5	Lydell Mitchell, 1973-77
5	Marshall Faulk, 1994-98
5	T.Y. Hilton, 2013-18

MOST CONSC. 1,000+ SEASONS

8	Marvin Harrison, 1999-06
7	Reggie Wayne, 2004-10
5	Lenny Moore, 1957-61
5	Lydell Mitchell, 1973-77
5	Marshall Faulk, 1994-98

MOST 1,500+ SEASONS

5	Edgerrin James, 1999-00, 2003-05
4	Marshall Faulk, 1994-95, 1997-98
3	Lydell Mitchell, 1975-77
3	Marvin Harrison, 1999, 2001-02
2	Eric Dickerson, 1988-89

PCT. OF NET YARDAGE SEASONAL LEADERS

43.5	Marshall Faulk, 1998 (2,227.5,116)
41.8	Eric Dickerson, 1988 (2,036.4,870)
40.9	Marshall Faulk, 1994 (1,804.4,413)
38.8	Lydell Mitchell, 1977 (1,779.4,588)
38.6	Lydell Mitchell, 1975 (1,737.4,498)

MOST YARDS (CAREER)

14,608	Marvin Harrison, 1996-08
14,345	Reggie Wayne, 2001-14
12,065	Edgerrin James, 1999-05
11,213	Lenny Moore, 1956-67
9,487	T.Y. Hilton, 2012-21
9,275	Raymond Berry, 1955-67

SACKS

GAME

MOST (GAME)

4.5	Johnnie Cooks at L.A. Raiders, Nov. 25, 1984
4	Chip Banks vs. Cle, Sept. 6, 1992
4	Duane Bickett at NYJ, Nov. 1, 1987
3.5	Duane Bickett at N.E., Dec. 6, 1992
3	(23 times) Last: DeForest Buckner vs. Hou, Dec. 21, 2020

MOST (ROOKIE-GAME)

3	Vernon Maxwell vs. Den, Sept. 11, 1983
2	(13 times) Last: T. Lewis, Dec. 16, 2018

SEASON

MOST (SEASON)

19.5	Robert Mathis, 2013
16	Dwight Freene, 2004
13.5	Dwight Freene, 2009
13	Dwight Freene, 2002
12	Chad Bratzke, 1999

MOST GAMES SACKS (SEASON)

12	Robert Mathis, 2013
11	Dwight Freene, 2009
11	Robert Mathis, 2005
10	Dwight Freene, 2002
10	Justin Houston, 2019
9	Dwight Freene, 2004
9	Dwight Freene, 2005
9	Robert Mathis, 2010
9	Erik Walden, 2016

MOST GAMES MULTI-SACKS (SEASON)

7	Robert Mathis, 2013
5	Chad Bratzke, 1999
5	Dwight Freene, 2004
4	Robert Mathis, 2006
4	Robert Mathis, 2008

MOST (ROOKIE)

13	Dwight Freene, 2002
11	Vernon Maxwell, 1983
7	Shaquille Leonard, 2018
6.5	Jonathan Newsome, 2014
6	Duane Bickett, 1985
5	Jon Hand, 1986

CAREER

MOST (CAREER)

123	Robert Mathis, 2003-16
107.5	Dwight Freene, 2002-12
50	Duane Bickett, 1985-93
40	Donnell Thompson, 1981-91
37	Chad Bratzke, 1999-03

MOST GAMES SACKS (CAREER)

94	Robert Mathis, 2003-16
81	Dwight Freene, 2002-12
38	Duane Bickett, 1985-93
37	Donnell Thompson, 1982-91
32	Jon Hand, 1986-93

MOST GAMES MULTI-SACKS (CAREER)

29	Robert Mathis, 2003-16
25	Dwight Freene, 2002-12
10	Duane Bickett, 1986-93
10	Chad Bratzke, 1999-01

INTERCEPTIONS

GAME

MOST (GAME)

3	Bert Rechichar vs. Chi, Sept. 27, 1953
3	Tom Keane at Phi, Nov. 15, 1953
3	Tom Keane at L.A. Rams, Dec. 4, 1954
3	Gary Glick at Was, Nov. 26, 1961
3	Jerry Logan at NYJ, Oct. 18, 1970
3	Jackie Wallace at N.E., Sept. 12, 1976
3	Lyle Blackwood vs. NYJ, Nov. 20, 1977
3	Eugene Daniel vs. G.B., Oct. 27, 1985
3	Leonard Coleman vs. N.O., Oct. 12, 1986
3	Mike Prior vs. Phx, Dec. 20, 1992

MOST (ROOKIE-GAME)

2	(15 times) Most: Milt Davis (3)/Ray Brown (3)/Bobby Boyd (2)/Last: Clint Session at S.D., Nov. 11, 2007
---	---

MOST YARDS RETURNED (GAME)

121	*Milt Davis at Chi, Nov. 17, 1957
116	Andy Nelson vs. G.B., Nov. 2, 1958
113	Ray Buchanan at N.E., Dec. 11, 1994
107	Kelvin Hayden vs. Cin, Dec. 7, 2008
97	Eugene Daniel vs. NYJ, Oct. 29, 1995

* = Rookie

HIGHEST RETURN AVERAGE (GAME-2 INT)

60.5	*Milt Davis at Chi, Nov. 17, 1957
58	Andy Nelson vs. G.B., Nov. 2, 1958
56.5	Ray Buchanan at N.E., Dec. 11, 1994
53.5	Kelvin Hayden vs. Cin, Dec. 7, 2008
47.5	Dwight Lowery at Ten., Sept. 27, 2015

* = Rookie

LONGEST RETURN

97t	Eugene Daniel vs. NYJ, Oct. 29, 1995
94t	*Rick Volk at Chi, Oct. 8, 1967
94t	*James Burroughs at Min, Dec. 12, 1982
90t	Rick Volk at S.F., Oct. 13, 1968
90t	*Steve Emtman at Mia, Oct. 25, 1992
90t	Ray Buchanan at N.E., Dec. 11, 1994



REGULAR INDIVIDUAL



*= Rookie

SEASON

MOST (SEASON)

11	Tom Keane, 1953
10	Milt Davis, 1957
10	Lyle Blackwood, 1977
9	Bobby Boyd, 1964
9	Bobby Boyd, 1965

MOST (ROOKIE)

10	Milt Davis, 1957
8	Ray Brown, 1958
7	Bobby Boyd, 1960
6	Rick Volk, 1967
6	Eugene Daniel, 1984

MOST GAMES INTERCEPTIONS (SEASON)

8	Bobby Boyd, 1964
7	Tom Keane, 1953
7	Milt Davis, 1957
7	Bobby Boyd, 1962, 1965
7	Ray Buchanan, 1994

MOST GAMES INTERCEPTIONS (ROOKIE)

7	Milt Davis, 1957
6	Eugene Daniel, 1984
5	Ray Brown, 1958
5	Bobby Boyd, 1960
5	Rick Volk, 1967

MOST CONSC. GAMES INTERCEPTIONS (ROOKIE)

3	Milt Davis, G1-3, 1957
3	Don Shinnick, G1-3, 1957
3	Eugene Daniel, G13-15, 1984
3	Malik Hooker, G2-4, 2017

MOST GAMES 2+ INTERCEPTIONS (ROOKIE)

3	Milt Davis, 1957
3	Ray Brown, 1958
2	Bobby Boyd, 1960
1	Braziel/Daniel/Eggers/Jones/Nelson/Session/Volk

MOST YARDS RETURNED (SEASON)

225	Keith Taylor, 1989
221	Ray Buchanan, 1994
219	Milt Davis, 1957
199	Andy Nelson, 1958
185	Bobby Boyd, 1964

MOST YARDS RETURNED (ROOKIE)

219	Milt Davis, 1957
149	Ray Brown, 1958
145	Rick Volk, 1967
132	Bobby Boyd, 1960
94	James Burroughs, 1982

HIGHEST RETURN AVERAGE (ROOKIE-4 INT)

24.2	Rick Volk, 1967
21.9	Milt Davis, 1957
18.9	Bobby Boyd, 1960
18.6	Ray Brown, 1958

HIGHEST RETURN AVERAGE (SEASON-4 INT)

36.5	Lyle Blackwood, 1978
32.1	Keith Taylor, 1989
32.0	Gary Brackett, 2007
31.5	Jackie Wallace, 1975
30.3	Nick Harper, 2003

MOST TOUCHDOWNS (SEASON)

3	Ray Buchanan, 1994
2	Milt Davis*, 1957
2	Jerry Logan, 1965, 1970
2	Jackie Wallace, 1975
2	Lyle Blackwood, 1978
2	Jason Belsler, 1996
2	Cato June, 2005
2	Kelvin Hayden, 2010
2	Darius Butler, 2012

*= Rookie

CAREER

MOST (CAREER)

57	Bobby Boyd, 1960-68
37	Don Shinnick, 1957-68
35	Eugene Daniel, 1984-96
34	Jerry Logan, 1963-72
32	Andy Nelson, 1957-63

MOST GAMES INTERCEPTIONS (CAREER)

48	Bobby Boyd, 1960-68
31	Jerry Logan, 1963-72
31	Eugene Daniel, 1984-96
29	Rick Volk, 1967-75
28	Don Shinnick, 1957-68

MOST CONSC. GAMES INTERCEPTIONS (CAREER)

5	Ray Buchanan, G10-14, 1994
4	Carl Taseff, G8-11, 1958
4	Don Shinnick, G11-12-1959/G1-2-1960
4	Charlie Stukes, G2-5, 1971

MOST GAMES 2+ INTERCEPTIONS (CAREER)

9	Bobby Boyd, 1960-68
9	Don Shinnick, 1957-68
6	Milt Davis, 1957-60
6	Andy Nelson, 1957-63
5	Stan White, 1972-79

MOST YARDS RETURNED (CAREER)

994	Bobby Boyd, 1960-68
518	Rick Volk, 1967-75
423	Eugene Daniel, 1984-96
410	Milt Davis, 1957-60
397	Jerry Logan, 1963-72

HIGHEST RETURN AVERAGE (CAREER-12 INT)

22.5	Jason Belsler, 1992-00
22.2	Ray Buchanan, 1993-94
20.5	Gary Brackett, 2003-11
19.9	Bruce Laird, 1972-81
19.6	Lyle Blackwood, 1977-80

MOST TOUCHDOWNS (CAREER)

5	Jerry Logan, 1963-72
4	Bobby Boyd, 1960-68
3	Milt Davis, 1957-60
3	Andy Nelson, 1957-63
3	Ray Buchanan, 1993-94
3	Eugene Daniel, 1984-96
3	Jason Belsler, 1992-00
3	Kelvin Hayden, 2005-10
3	Darius Butler, 2012-17

CONSC. GAMES WITH TOUCHDOWNS

2	Ray Buchanan, G13-14, 1994
---	----------------------------

PUNTING

GAME

MOST (GAME)

12	Chris Gardocki at Buf, Oct. 6, 1996
11	Cotton Davidson at Chi, Oct. 10, 1954
11	Joe Don Looney at S.F., Nov. 29, 1964
11	David Lee at Mia, Nov. 11, 1973
11	David Lee at N.E., Oct. 19, 1975

MOST (ROOKIE-GAME)

11	Cotton Davidson at Chi, Oct. 10, 1954
11	Joe Don Looney at S.F., Nov. 29, 1964
9	Ray Brown at Chi, Nov. 16, 1958
9	David Lee vs. L.A. Rams, Nov. 27, 1966

MOST PUNT YARDS (GAME)

551	Chris Gardocki at Buf, Oct. 6, 1996
517	Pat McAfee vs. N.O., Oct. 25, 2015
462	Rohn Stark at Den, Dec. 11, 1983
456	Rohn Stark at N.E., Oct. 2, 1988
451	Pat McAfee vs. Atl, Nov. 6, 2011



REGULAR INDIVIDUAL



MOST PUNT YARDS (GAME-ROOKIE)

445	Joe Don Looney at S.F., Nov. 29, 1964
425	Cotton Davidson at Chi, Oct. 10, 1954
409	David Lee vs. L.A. Rams, Nov. 27, 1966
405	Ray Brown at Chi, Nov. 16, 1958
339	Pat McAfee vs. N.E., Nov. 15, 2009

PUNTS BLOCKED (GAME)

2	David Lee at Mia, Nov. 11, 1973
---	---------------------------------

MOST TOUCHBACKS (GAME)

4	Rohn Stark at Buf, Oct. 20, 1985
4	Rohn Stark vs. Mia, Nov. 6, 1993
4	Rohn Stark at T.B., Sept. 11, 1994

MOST INSIDE 20 (GAME)

6	Pat McAfee vs. Den, Oct. 20, 2013
5	David Lee at Stl, Dec. 4, 1976
5	Rohn Stark at N.E., Nov. 11, 1990
5	Pat McAfee vs. Hou, Dec. 20, 2015

HIGHEST AVERAGE GAME (3 MIN)

57.7	Hunter Smith at Hou, Sept. 23, 2007
56.8	Matt Haack vs. WAS, Oct. 30, 2022
56.7	Pat McAfee vs. N.E., Nov. 16, 2014
56.5	Hunter Smith at K.C., Sept. 3, 2000
56.3	David Lee* vs. S.F., Sept. 25, 1966

*=Rookie

SEASON

MOST (SEASON)

99	Bucky Dilts, 1979
98	Rohn Stark, 1984
92	David Lee, 1978
91	Rohn Stark, 1983
88	Pat McAfee, 2011

MOST (ROOKIE)

84	Rigoberto Sanchez, 2017
72	Cotton Davidson, 1954
64	Pat McAfee, 2009
58	Hunter Smith, 1999
54	Ray Brown, 1958

MOST PUNT YARDS (SEASON)

4,383	Rohn Stark, 1984
4,124	Rohn Stark, 1983
4,098	Pat McAfee, 2011
4,052	Pat McAfee, 2015
3,764	Rigoberto Sanchez, 2017

MOST PUNT YARDS (ROOKIE)

3,764	Rigoberto Sanchez, 2017
2,837	Pat McAfee, 2009
2,678	Cotton Davidson, 1954
2,467	Hunter Smith, 1999
2,233	David Lee, 1966

HIGHEST AVERAGE (SEASON-32 MIN)

49.3	Pat McAfee, 2016
48.2	Pat McAfee, 2012
47.7	Pat McAfee, 2015
46.7	Pat McAfee, 2014
46.6	Pat McAfee, 2011

HIGHEST AVERAGE (ROOKIE-32 MIN)

45.6	David Lee, 1966
44.8	Rigoberto Sanchez, 2017
44.4	Rohn Stark, 1982 (9-game season)
44.3	Pat McAfee, 2009
43.0	Tom Gilburg, 1961

40.0+ GAMES (SEASON-3 PUNT MIN)

16	Pat McAfee, 2011
16	Pat McAfee, 2015
15	Chris Gardocki, 1998
14	Rohn Stark, 1983
14	Pat McAfee, 2012
14	Pat McAfee, 2014

50.0+ GAMES (SEASON-3 PUNT MIN)

5	Pat McAfee, 2012
5	Pat McAfee, 2016
4	Pat McAfee, 2011
4	Pat McAfee, 2015
4	Pat McAfee, 2016
4	Rigoberto Sanchez, 2020

PUNTS BLOCKED (SEASON)

2	David Lee (3), 1973, 1977, 1978
2	Bucky Dilts, 1979
2	Mike Bragg, 1980
2	Rohn Stark (2), 1985, 1987
2	Hunter Smith, 1999

MOST TOUCHBACKS (SEASON)

14	Rohn Stark, 1985
13	Rohn Stark, 1993
12	David Lee, 1967
12	Rohn Stark, 1982
12	Hunter Smith, 2001

MOST TOUCHBACKS (ROOKIE)

12	Rohn Stark, 1982
8	Hunter Smith, 1999
6	Pat McAfee, 2009
4	Brown/Sherer

MOST INSIDE 20 (SEASON)

30	Pat McAfee, 2014
28	Pat McAfee, 2015
28	Rigoberto Sanchez, 2017
27	Pat McAfee, 2013
26	Hunter Smith, 2002
26	Pat McAfee, 2012

CAREER

MOST (CAREER)

985	Rohn Stark, 1982-94
838	David Lee, 1966-78
577	Hunter Smith, 1999-08
575	Pat McAfee, 2009-16
301	Rigoberto Sanchez, 2017-21

MOST PUNT YARDS (CAREER)

43,162	Rohn Stark, 1982-94
34,019	David Lee, 1966-78
26,669	Pat McAfee, 2009-16
25,040	Hunter Smith, 1999-08
13,579	Rigoberto Sanchez, 2020-21

HIGHEST AVERAGE (CAREER-75 MIN)

46.4	Pat McAfee, 2009-16
45.1	Rigoberto Sanchez, 2017-21
44.8	Chris Gardocki, 1995-98
43.8	Rohn Stark, 1982-94
43.4	Hunter Smith, 1999-08

PUNTS BLOCKED (CAREER)

11	David Lee, 1966-78
7	Rohn Stark, 1982-94
5	Hunter Smith, 1999-08
4	Pat McAfee, 2009-16
2	Bragg/Dilts/Sanchez

40.0+ GAMES (CAREER-3 PUNT MIN)

144	Rohn Stark, 1982-94
104	Pat McAfee, 2009-16
96	David Lee, 1966-78
90	Hunter Smith, 1999-08
55	Rigoberto Sanchez, 2017-21
46	Chris Gardocki, 1995-98

50.0+ GAMES (CAREER-3 PUNT MIN)

23	Pat McAfee, 2009-16
16	Rohn Stark, 1982-94
14	Hunter Smith, 1999-08
6	David Lee, 1966-78
6	Rigoberto Sanchez, 2017-21
4	Chris Gardocki, 1995-98



REGULAR INDIVIDUAL



MOST TOUCHBACKS (CAREER)

111	Rohn Stark, 1982-94
79	David Lee, 1966-78
61	Hunter Smith, 1999-08
49	Pat McAfee, 2009-16
25	Chris Gardocki, 1995-98

MOST INSIDE 20 (CAREER, SINCE 1976)

224	Rohn Stark, 1982-94
193	Hunter Smith, 1999-08
193	Pat McAfee, 2009-16

116 Rigoberto Sanchez, 2017-21

80	Chris Gardocki, 1995-98
----	-------------------------

LONGEST PUNTS

79 Rigoberto Sanchez, at S.F., Oct. 24, 2021

76	David Lee, at NYG, Oct. 7, 1971
74	Pat McAfee vs. Chi, Oct. 9, 2016
72	Rohn Stark, at Mia, Sept. 23, 1984
72	Chris Gardocki at S.D., Oct. 27, 1997
72	Pat McAfee at Den, Sept. 18, 2016

LONGEST PUNTS (ROOKIE)

64	Joe Don Looney at Det, Oct. 25, 1964
64	David Lee vs. S.F., Sept. 25, 1966
64	David Lee at L.A. Rams, Oct. 30, 1966
62	Joe Don Looney at L.A. Rams, Nov. 22, 1964
61	Tom Gilburg vs. L.A. Rams, Sept. 17, 1961
61	Hunter Smith vs. Was, Dec. 19, 1999
61	Hunter Smith vs. Was, Dec. 19, 1999
61	Rigoberto Sanchez at Sea, Oct. 3, 2017

KICKOFF RETURNS

GAME

MOST (GAME)

9	Brandon James vs. S.D., Nov. 28, 2010
8	Aaron Bailey at S.D., Oct. 26, 1997
8	Terrence Wilkins at Bal, Dec. 2, 2001
8	Dominic Rhodes at K.C., Oct. 31, 2004
7	Nesby Glasgow at N.E., Nov. 18, 1979
7	Albert Bentley at NYJ, Dec. 10, 1988
7	Mark Stock vs. S.D., Nov. 3, 1996
7	Nate Jacquet at Min, Dec. 21, 1997
7	Troy Walters vs. NYG, Dec. 22, 2002
7	Dominic Rhodes vs. S.D., Dec. 18, 2005

MOST (ROOKIE-GAME)

9	Brandon James vs. S.D., Nov. 28, 2010
7	Nesby Glasgow at N.E., Nov. 18, 1979
7	Nate Jacquet at Min, Dec. 21, 1997
6	Bruce Laird vs. NYJ, Sept. 24, 1972
6	Nesby Glasgow vs. N.E., Oct. 28, 1979
6	Stacey Simmons at Phi, Sept. 30, 1990
6	Dominic Rhodes at K.C., Oct. 25, 2001
6	Pierre Garcon at Ten, Oct. 27, 2008
6	Dallis Flowers, at Dal, Dec. 4, 2022

MOST YARDAGE (GAME)

236	Dominic Rhodes vs. S.D., Dec. 26, 2004
213	Aaron Bailey vs. Sea, Sept. 14, 1997
212	Isaiah Rodgers Sr. at Cle, Oct. 11, 2020
199	Aaron Bailey at Cin, Dec. 22, 1996
195	Alvin Haymond vs. Phi, Nov. 21, 1965
188	Troy Walters vs. NYG, Dec. 22, 2002

MOST YARDAGE (GAME-ROOKIE)

212	Isaiah Rodgers Sr. at Cle, Oct. 11, 2020
181	Bruce Laird vs. NYJ, Sept. 24, 1972
177	Brad Pyatt at T.B., Oct. 6, 2003
175	Dallis Flowers at Min, Dec. 17, 2022
155	Lenny Lyles vs. Was, Oct. 26, 1958
153	Terrence Wilkins vs. Mia, Oct. 10, 1999
150	Pierre Garcon at Ten, Oct. 27, 2008
150	Brandon James vs. S.D., Nov. 28, 2010
150	Dallis Flowers, at Dal, Dec. 4, 2022

HIGHEST AVERAGE (GAME-2 MIN)

80.0	Jordan Todman at GB, Nov. 6, 2016
66.0	Aaron Bailey at Jax, Dec. 10, 1995
63.5	Preston Pearson at S.F., Oct. 13, 1968
62.0	Cotton Speyrer vs. Buf, Nov. 25, 1973
59.5	Johnny Sample vs. Chi, Oct. 2, 1960

TOUCHDOWNS ON OPENING KICKOFF COLTS

104	Buddy Young at Phi, Nov. 11, 1953
99	Jordan Todman at G.B., Nov. 6, 2016
96	Preston Pearson at S.F., Oct. 13, 1968
95	Ronald Humphrey at Pit, Sept. 18, 1994
95	Aaron Bailey at Jax, Dec. 10, 1995

TOUCHDOWNS ON OPENING KICKOFF OPPONENTS

99	Allen Carter vs. N.E., Dec. 21, 1975
99	Jacoby Ford at Oak, Dec. 26, 2010
95	Sammy Martin vs. N.E., Nov. 27, 1988
89	Darren Sproles at S.D., Nov. 11, 2007
84	Jerome Mathis at Hou, Sept. 23, 2007

SEASON

MOST (SEASON)

55	Aaron Bailey, 1997
53	Troy Walters, 2002
52	Terrence Wilkins, 2006
51	Terrence Wilkins, 1999
50	Nesby Glasgow, 1979
50	Clarence Verdin, 1993

MOST (ROOKIE)

51	Terrence Wilkins, 1999
50	Nesby Glasgow, 1979
31	Joe Lefeged, 2011
29	Bruce Laird, 1972
24	Isaiah Rodgers Sr., 2020
23	Dallis Flowers, 2022

MOST YARDAGE (SEASON)

1,272	Terrence Wilkins, 2006
1,206	Aaron Bailey, 1997
1,188	Dominic Rhodes, 2004
1,150	Troy Walters, 2002
1,134	Terrence Wilkins, 1999

MOST YARDAGE (ROOKIE)

1,134	Terrence Wilkins, 1999
1,126	Nesby Glasgow, 1979
843	Bruce Laird, 1972
715	Dallis Flowers, 2022
692	Isaiah Rodgers, 2020
578	Joe Lefeged, 2011

HIGHEST AVERAGE (SEASON-14 MIN)

35.4	Jim Duncan, 1970
35.1	Preston Pearson, 1968
32.0	Josh Cribbs, 2014
31.1	Dallis Flowers, 2022
30.7	Alvin Haymond, 1965
29.9	Jordan Todman, 2016

HIGHEST AVERAGE (ROOKIE-14 MIN)

31.1	Dallis Flowers, 2022
29.1	Bruce Laird, 1972
28.8	Isaiah Rodgers Sr., 2020
28.6	Brad Pyatt, 2003
27.1	Quan Bray, 2015
25.4	Dominic Rhodes, 2001

MOST TOUCHDOWNS (SEASON)

2	Lenny Lyles, 1958
2	Preston Pearson, 1968

CAREER

KICKOFF RETURNS MOST (CAREER)

176	Terrence Wilkins, 1999-01, 2003, 2006
169	Clarence Verdin, 1988-93
153	Aaron Bailey, 1994-98
148	Albert Bentley, 1985-91
137	Bruce Laird, 1972-81



REGULAR INDIVIDUAL



MOST YARDAGE (CAREER)

4,017	Terrence Wilkins, 1999-01, 2003, 2006
3,501	Aaron Bailey, 1994-98
3,420	Clarence Verdin, 1988-93
3,406	Bruce Laird, 1972-81
3,175	Albert Bentley, 1985-91

HIGHEST AVERAGE (CAREER-30 MIN)

32.6	Jim Duncan, 1969-71
27.9	Johnny Sample, 1958-60
27.5	Buddy Young, 1953-55
27.4	Lenny Lyles, 1958, 61-69
27.2	Isaiah Rodgers Sr., 2020-22
26.8	Preston Pearson, 1967-68

LONGEST RETURNS

104t	Buddy Young at Phi, Nov. 15, 1953
103t	Lenny Lyles vs. Chi, Oct. 4, 1958
102t	Preston Pearson at Det, Nov. 10, 1968
101t	Lenny Lyles vs. Was, Oct. 26, 1958
101t	Cotton Speyrer vs. Buf, Nov. 25, 1973
101t	Deji Karim vs. Hou, Dec. 30, 2012
101t	Isaiah Rodgers Sr. at Cle, Oct. 11, 2020

LONGEST NON-SCORING RETURN

Colts:

90	Kendall Williams at Cin, Oct. 2, 1983
90	Brad Pyatt at T.B., Oct. 6, 2003

89 **Dallis Flowers vs. Pit., Nov. 28, 2022**

Opp:

96	Joe Arenas at S.F., Dec. 16, 1956
----	-----------------------------------

MOST TOUCHDOWNS (CAREER)

2	Lenny Lyles, 1958, 1961-69
2	Preston Pearson, 1967-68
2	Jim Duncan, 1969-71
2	Aaron Bailey, 1994-97
2	Dominic Rhodes, 2001-06, 2008, 2010

FUMBLES

MOST RECOVERIES (GAME)

2	(22 times) Last: Josh Mallard vs. Dal, Nov. 17, 2002
---	--

MOST CONSECUTIVE GAMES RECOVERIES

3	Shaquille Leonard, G3-5, 2021
3	Fred Cook, G8-10, 1975
2	(43 times) Last: Darius Leonard, G4-5, 2021

LONGEST FUMBLE RETURNS

95t	Chukie Nwokorie at NYJ, Sept. 9, 2001
78t	Quentin Coryatt at Pit, Sept. 18, 1994
75t	Tony Bennett vs. Hou, Sept. 4, 1994
68t	Gary Brackett at Hou, Oct. 5, 2008
64t	Stan White vs. Buf, Dec. 12, 1976

MOST RECOVERIES (SEASON)

6	Barney Poole, 1953
6	Stan White, 1973



REGULAR TEAM



WIN-LOSS-TIE

WINS

MOST WINS (SEASON)

14	2005	11	2012
14	2009	11	2013
13	1968	11	2014
13	1999	11	2020
13	2007	10	1965
12	1964	10	1971
12	2003	10	1975
12	2004	10	1977
12	2006	10	2000
12	2008	10	2002
11	1967	10	2010
11	1970	10	2018
11	1976		

MOST CONSECUTIVE WINS

23	Nov. 2, 2008 vs. N.E. to Dec. 17, 2009 at Jax
13	Sept. 11, 2005 at Bal to Dec. 11, 2005 at Jax
11	Sept. 20, 1964 at G.B. to Nov. 29, 1964 vs. S.F.
11	Oct. 26, 1975 at NYJ to Sept. 19, 1976 vs. Cin
11	Oct. 17, 1999 at NYJ to Dec. 12, 1999 at Cle

MOST CONSECUTIVE HOME WINS

13	Oct. 12, 2008 vs. Bal to Dec. 13, 2009 vs. Den
12	Jan. 1, 2006 vs. Ari to Oct. 7, 2007 vs. T.B.
11	Nov. 8, 2004 vs. Min to Dec. 4, 2005 vs. Ten

MOST CONSECUTIVE ROAD WINS

11	Nov. 9, 2008 at Pit to Dec. 17, 2009 at Jax
7	Sept. 23, 1968 at Atl to Dec. 15, 1968 at L.A. Rams
7	Sept. 11, 2005 at Bal to Dec. 11, 2005 at Jax

MOST CONSECUTIVE GAMES WITHOUT LOSS

23	Nov. 2, 2008 vs. N.E. to Dec. 17, 2009 at Jax
15	Dec. 18, 1966 at S.F. to Dec. 10, 1967 vs. N.O.

LOSSES

MOST LOSSES (SEASON)

15 1991

MOST CONSECUTIVE LOSSES

14 Sept. 13, 1981 vs. Buf to Dec. 13, 1981 at Was

MOST CONSECUTIVE HOME LOSSES

9 Sept. 22, 1974 vs. G.B. to Oct. 12, 1975 vs. Buf

MOST CONSECUTIVE ROAD LOSSES

12 Sept. 20, 1981 at Den to Dec. 26, 1982 at S.D.

TIES

MOST TIED GAMES (SEASON)

2 1967

MOST CONSECUTIVE TIES

2 Oct. 15, 1967 vs. L.A. Rams to Oct. 22, 1967 at Min

SCORING

POINTS

COLTS MOST (QUARTER)

31	vs. Mia, Dec. 14, 1997 (2nd)
28	(7 times) Last: at T.B., Oct. 6, 2003 (4th)
27	(3 times) Last: at Cin, Dec. 7, 1980 (4th)
24	(7 times) Last: vs. Buf, Oct. 21, 2018 (2nd)
23	at Bal, Dec. 9, 2007 (1st)

OPP MOST (QUARTER)

33	at Dal, Dec. 4, 2022
28	vs. Cle, Dec. 1, 1991
28	at Stl, Dec. 30, 2001
28	at Pit, Oct. 26, 2014
27	at N.E., Nov. 18, 1979

COLTS MOST (HALF)

45	vs. Den, Oct. 31, 1988 (1)
42	vs. L.A. Rams, Nov. 25, 1956 (2)
38	vs. G.B., Oct. 13, 1957 (2)

37 at Bal, Dec. 9, 2007 (1)

OPP MOST (HALF)

42	at Jax, Dec. 13, 2015 (2)
38	at Chi, Oct. 21, 1956 (2)
37	vs. Chi, Nov. 25, 1962 (2)
37	at N.E., Nov. 23, 1980 (2)
36	at Sea, Oct. 1, 2017 (2)

COLTS MOST (GAME)

58	vs. Buf, Dec. 12, 1976
56	vs. L.A., Rams Nov. 25, 1956
56	vs. G.B., Nov. 2, 1958
55	vs. Den, Oct. 31, 1988
55	at N.O., Sept. 28, 2003

OPP MOST (GAME)

62	at N.O., Oct. 23, 2011
59	at N.E., Nov. 18, 2012
58	at Chi, Oct. 21, 1956
57	vs. Chi, Nov. 25, 1962
54	at Dal, Dec. 4, 2022

COLTS (SEASON)

MOST		FEWEST	
522	2004	113	1982
458	2014	131	1954
451	2020	143	1991
451	2021	182	1953
450	2007	189	1993

OPP (SEASON)

MOST		FEWEST	
533	1981	140	1971
486	2001	144	1968
444	1998	198	1967
430	2011	203	1958
427	2022	221	1977

LARGEST VICTORY MARGIN

56	vs. G.B., Nov. 2, 1958 (Colts 56, Packers 0)
52	vs. Chi, Sept. 27, 1964 (Colts 52, Bears 0)
44	vs. Atl, Dec. 1, 1968 (Colts 44, Falcons 0)
43	at Buf, Oct. 10, 1971 (Colts 43, Bills 0)
42	at Atl, Nov. 12, 1967 (Colts 49, Falcons 7)

LARGEST DEFEAT MARGIN

57	vs. Chi, Nov. 25, 1962 (Bears 57, Colts 0)
55	at N.O., Oct. 23, 2011 (Saints 62, Colts 7)
48	vs. L.A. Rams, Sept. 26, 1954 (Rams 48, Colts 0)
44	at Mia, Nov. 11, 1973 (Dolphins 44, Colts 0)
43	at L.A. Rams, Dec. 5, 1953 (Rams 45, Colts 2)

MOST POINTS BOTH TEAMS

89	vs. Chi, Oct. 4, 1958 (Colts 51, Bears 38)
85	at Chi, Oct. 21, 1956 (Colts 58, Bears 27)
85	at Pit, Oct. 26, 2014 (Steelers 51, Colts 34)
83	at N.E., Nov. 18, 2012 (Patriots 59, Colts 24)
82	at Cin, Nov. 20, 2005 (Colts 45, Bengals 37)

FEWEST POINTS BOTH TEAMS

6	vs. Buf, Dec. 1, 74 (Bills 6, Colts 0)
6	vs. NYJ, Oct. 11, 87 (Colts 6, Jets 0)
6	at N.E., Dec. 6, 92 (Colts 6, Patriots 0)
6	at Jax, Dec. 2, 2018 (Jaguars 6, Colts 0)
9	vs. NYJ, Oct. 11, 1992 (Colts 6, Jets 3)

MOST SHUTOUTS (SEASON)

COLTS: 3 1968/1971

OPP:

3 1972

MOST CONSC. SHUTOUTS (OPP)

2	Sept. 4 - Sept. 10, 1978
2	Nov. 21 - Nov. 28, 1982
2	Nov. 1 - Nov. 8, 1992

COLTS MOST CONSC. GAMES SCORING

375	Jan. 2, 1994 to Oct. 16, 2017
104	Oct. 24, 1954 to Nov. 18, 1962
90	Dec. 12, 1965 to Oct. 8, 1972
61	Nov. 27, 1983 to Nov. 15, 1987
55	Nov. 29, 1987 to Sept. 8, 1991
52	Dec. 2, 2017 to Jan. 2, 2022



REGULAR TEAM



OPP MOST CONS. GAMES SCORING

176	Dec. 21, 1997 to Dec. 18, 2008
161	Nov. 1, 1976 to Oct. 4, 1987
86	Sept. 13, 2009 to Oct. 9, 2014
81	Dec. 13, 1992 to Dec. 7, 1997
68	Oct. 31, 1988 to Nov. 29, 1992

TOUCHDOWNS

COLTS MOST (GAME)

8	vs. L.A., Rams Nov. 25, 1956
8	vs. G.B., Nov. 2, 1958
7	(10 times) Last: vs. Was, Nov. 30, 2014
6	(28 times) Last: vs. NYJ, Nov. 4, 2021

OPP MOST (GAME)

8	at Chi, Oct. 21, 1956
8	vs. Chi, Nov. 25, 1962
8	at N.O., Oct. 23, 2011
8	at N.E., Nov. 18, 2012
8	at Dal, Dec. 4, 2022
7	at Min, Sept. 28, 1969
7	at Pit, Oct. 26, 2014
7	at Jax, Dec. 13, 2015
7	at Dal, Dec. 4, 2022

COLTS MOST PASSING (GAME)

6	at N.O., Sept. 28, 2003
6	at Det., Nov. 25, 2004
5	vs. G.B., Nov. 2, 1958
5	at Dal, Oct. 30, 1960
5	vs. Min, Dec. 16, 1962
5	at Min, Nov. 14, 1965
5	vs. Det, Oct. 16, 1966
5	vs. Buf, Oct. 4, 1987
5	vs. Atl, Dec. 14, 2003
5	vs. G.B., Sept 26, 2004
5	at K.C., Oct. 31, 2004
5	vs. Hou, Nov. 14, 2004
5	vs. Was, Nov. 30, 2014

OPP MOST PASSING (GAME)

7	at Min, Sept. 28, 1969
6	vs. NYJ, Sept. 24, 1972
6	at Pit, Oct. 26, 2014
5	at Chi, Oct. 21, 1956
5	at S.D., Dec. 26, 1982
5	at Pit, Sept. 8, 1985
5	at N.O., Oct. 23, 2011
5	at Dal, Dec. 21, 2014

COLTS MOST RUSHING (GAME)

5	at Det, Oct. 19, 1958
5	vs. Was, Nov. 2, 1969
5	vs. Hou, Nov. 1, 1976
5	vs. Buf, Oct. 6, 1985
5	vs. Den, Oct. 31, 1988

OPP MOST RUSHING (GAME)

5	vs. Cle, Nov. 1, 1959
5	vs. Oak, Sept. 10, 2000

COLTS (SEASON)

	MOST		FEWEST
66	2004	12	1982
54	1964	14	1954
	2007	14	1991
53	1958	16	1993
	2005	22	1974
53	2009		
	2014		
52	1975		
	2018		
	2021		

OPP (SEASON)

	MOST		FEWEST
68	1981	16	1968
57	2001	18	1971
54	1978	21	1967
52	1998	25	1966
50	1984	25	1970

COLTS RUSH TDS (SEASON)

	MOST		FEWEST
29	1964	3	1991
28	1975	4	1954
26	1976	4	1982
24	1958	4	1993
23	1971	6	2015
	1988		

OPP RUSH TDS (SEASON)

	MOST		FEWEST
30	1981	5	1967
23	1991	6	1968
21	1953	6	1970
21	1954	6	1987
21	1978	7	1966

COLTS PASS TDS (SEASON)

	MOST		FEWEST
51	2004	6	1982
42	2014	9	1954
39	2018	9	1974
34	2009	10	1971
	2018		1991
33	1959		1993
	2000		
	2010		
32	2007		
	2016		

OPP PASS TDS (SEASON)

	MOST		FEWEST
37	1981	6	2008
31	1983	8	1960
31	1984	9	1958
30	2001	9	1968
29	1978	9	1971
	2015		
	2019		

MOST RETURN TDS (SEASON)

	COLTS		OPP
7	1994	8	1973
6	1968	7	2001
	1970	6	1977
5	(12 times)	5	1980
4	(5 times)	4	2010
		5	2017
		5	(6 times)
		4	(13 times)

MOST DEFENSIVE TDS (SEASON)

	COLTS		OPP
5	1975	6	1973
	1994		2001
	2015		2017
4	(12 times)	5	2014
3	(8 times)	4	(10 times)
		3	(9 times)

MOST KICK RETURN TDS (SEASON)

	COLTS		OPP
3	1970	4	2007
	1989	3	1977
2	(10 times)		1979
		2	2006
			(9 times)

POINTS AFTER TOUCHDOWNS

COLTS (GAME)

8	vs. L.A Rams, Nov. 25, 1956
8	vs. G.B., Nov. 2, 1958

OPP (GAME)

8	at N.O., Oct. 23, 2011
8	at N.E., Nov. 18, 2012
7	at Chi, Oct. 21, 1956
7	at Min, Sept. 28, 1969
7	at Pit, Oct. 26, 2014

COLTS (SEASON)

	MOST		FEWEST
64	2004	11	1982
53	1964	12	1954
52	2005	14	1991
51	1975	15	1993
	2010	21	1997
50	2009		
	2014		



REGULAR TEAM



2021

OPP (SEASON)

MOST		FEWEST	
65	1981	15	1968
53	1978	17	1971
52	2001	21	1967
49	2011	24	2005
47	1984	25	1966
			1970
			2008

FIELD GOALS

COLTS MOST (GAME)

5	at L.A. Rams, Dec. 4, 1954
5	vs. S.F., Sept. 25, 1966
5	at Phi., Oct. 30, 1983
5	vs. Mia, Sept. 25, 1988
5	at Buf, Sept. 21, 1997
5	vs. Den, Jan. 6, 2002
5	vs. Bal, Oct. 13, 2002
5	at Ten, Dec. 7, 2003
5	vs. Ten, Dec. 1, 2013
5	vs. Chi, Oct. 9, 2016
5	at Min, Dec. 17, 2022

OPP MOST (GAME)

7	at NYJ, Oct. 14, 2018
5	at Was, Nov. 18, 1973
5	at N.E., Dec. 3, 1989
5	vs. Cin, Sept. 3, 1995
5	at S.D., Oct. 26, 1997
5	vs. NYJ, Dec. 23, 2001
5	vs. Mia, Dec. 31, 2006
5	at Min, Sept. 14, 2008
5	at Bal, Nov. 22, 2009
5	vs. S.D., Nov. 28, 2010
5	vs. Hou, Dec. 11, 2016
5	at Ten, Oct. 16, 2017

COLTS MOST ATT (GAME)

7	at L.A. Rams, Dec. 4, 1954
---	----------------------------

OPP MOST ATT (GAME)

7	at NYJ, Oct. 14, 2018
7	at N.E., Dec. 3, 1989
6	at NYJ, Nov. 29, 1981
6	at Buf, Sept. 9, 1990
6	at S.D., Oct. 26, 1997
6	vs. NYJ, Dec. 23, 2001
6	at Min, Sept. 14, 2008
6	at Bal, Nov. 22, 2009

COLTS (SEASON)

MOST		FEWEST	
37	2003	3	1956
36	1996	5	1958
35	2013	6	1959
34	1999	7	1953
32	1997	7	1957
	2020		

OPP (SEASON)

MOST		FEWEST	
34	2016	5	1971
33	2008	6	1958
32	1989	6	1975
32	1990	8	1956
31	2010	9	(3 times)
	2017		

COLTS MOST ATT (SEASON)

41	1997
40	1996/2013
39	1961/63/66/72
38	1999
37	1967/03/2020

OPP MOST ATT (SEASON)

43	1989/1990
40	2016
38	1995/2008/2017

1998

2001/2009/2010

COLTS FEWEST ATT (SEASON)

14	1958
16	1956
17	1978

OPP FEWEST ATT (SEASON)

10	1975
14	1955
16	1953
17	1958

TOTAL FIRST DOWNS

TOTAL FIRST DOWNS

COLTS MOST (GAME)

34	vs. Hou, Sept. 17, 2006
33	vs. NYJ, Dec. 15, 1974
33	vs. Hou, Dec. 23, 2007
33	at Hou, Sept. 11, 2022
32	at Mia, Nov. 15, 1987

OPP MOST (GAME)

36	at S.F., Oct. 18, 1998
36	at N.O., Oct. 23, 2011
34	at Min, Sept. 28, 1969
34	at Phi, Nov. 15, 1981
34	at Pit, Oct. 26, 2014

COLTS FEWEST (GAME)

4	at Mia, Nov. 11, 1973
5	at N.E., Nov. 11, 1990
6	at L.A. Rams, Dec. 5, 1953
6	vs. Det, Nov. 6, 1954

OPP FEWEST (GAME)

3	vs. S.F., Nov. 22, 1959
4	at Buf, Oct. 10, 1971
5	vs. S.F., Oct. 13, 1963
5	vs. Stl, Sept. 17, 1972

MOST BOTH TEAMS

60	at Pit, Oct. 26, 2014
59	at Bal, Oct. 11, 2021
58	vs. NYJ, Nov. 4, 2021
58	vs. Hou, Sept. 30, 2018
57	vs. NYJ, Dec. 15, 1974
56	at K.C., Oct. 31, 2004
55	at Hou, Nov. 29, 2009
55	vs. Ten, Nov. 29, 2020
54	at Mia, Nov. 15, 1987

FEWEST BOTH TEAMS

19	at Buf, Dec. 1, 1974
19	at N.E., Nov. 11, 1990
19	at N.E., Nov. 6, 2022
21	at Mia, Nov. 11, 1973

COLTS (SEASON)

MOST		FEWEST	
379	2004	152	1982
376	2006	157	1953
371	2014	169	1954
366	2010	206	1955
364	2020	216	1956

OPP (SEASON)

MOST		FEWEST	
406	1981	166	1971
353	2016	188	1958
344	2022	195	1959
343	1984	195	1959
	2011	197	1960

RUSHING FIRST DOWNS

COLTS MOST (GAME)

18	at Det, Oct. 19, 1958
18	vs. S.F., Nov. 22, 1959
18	vs. Buf, Oct. 6, 1985
18	vs. Den, Sept. 30, 2007



REGULAR TEAM



18 at Buf, Nov. 21, 2021

OPP MOST (GAME)

19 vs. Mia, Oct. 29, 1972
 19 vs. Dal, Dec. 6, 1981
 18 at G.B., Oct. 18, 1953

COLTS FEWEST (GAME)

0 vs. L.A., Rams Nov. 27, 1966
 0 at N.E., Nov. 11, 1990
 0 vs. Phi, Dec. 19, 1993
 0 vs. Ari, Jan. 1, 2006
 0 vs. S.D., Nov. 28, 2010
 0 vs. Stl, Nov. 10, 2013
 0 at Dal, Dec. 21, 2014
 0 at Pit, Dec. 6, 2015
 0 vs. Hou, Oct. 21, 2019

OPP FEWEST (GAME)

0 vs. Chi, Oct. 5, 1957
 0 vs. S.F., Oct. 13, 1963
 0 at Buf, Oct. 10, 1971
 0 at T.B., Sept. 11, 1994
 0 at Ari, Sept. 27, 2009
 0 at Min, Dec. 18, 2016

COLTS (SEASON)

MOST		FEWEST	
154	2021	55	1991
153	1988	62	1982
146	1983	64	1960
133	1976	66	1954
131	1975	69	2009
131	1985	69	2011
131	2019		

OPP (SEASON)

MOST		FEWEST	
162	1981	60	1971
153	1978	65	1959
151	1993	69	1957
150	2006	70	1958
140	1980	70	1969
	1991		

PASSING FIRST DOWNS

COLTS MOST (GAME)

23 at Jax, Oct. 3, 2010
 23 vs. Hou, Sept. 30, 2018
 22 vs. NYJ, Dec. 15, 1974
 22 at N.E., Nov. 21, 2010
 22 vs. Mia, Nov. 4, 2012
 22 at Jax, Sept. 21, 2014
 22 vs. Jax, Oct. 16, 2022

OPP MOST (GAME)

25 vs. NYJ, Nov. 4, 2021
 25 at Pit, Oct. 26, 2014
 24 at Min, Sept. 28, 1969
 24 at Mia, Sept. 15, 1985
 23 vs. Mia, Dec. 9, 1984
 22 at S.F., Oct. 18, 1998
 22 at Bal, Oct. 11, 2021

COLTS FEWEST (GAME)

1 at Cle, Sept. 16, 1973
 1 vs. Buf, Oct. 13, 1974
 1 at Mia, Nov. 23, 1975

OPP FEWEST (GAME)

1 at G.B., Nov. 24, 1991
 1 at Hou, Sept. 22, 2002

COLTS (SEASON)

MOST		FEWEST	
253	2010	66	1953
251	2014	79	1963
241	2006	80	1982
	2009	90	1954
238	2004	92	1995
237	2018		
236	2014		

OPP (SEASON)

MOST		FEWEST	
225	2016	89	1982
214	1981	95	1953
210	2015	95	1971
209	2004	98	1955
207	2019	98	1960

PENALTY FIRST DOWNS

COLTS MOST (GAME)

9 vs. Pit, Oct. 30, 1977
 7 vs. G.B., Nov. 2, 1958
 7 vs. Det, Nov. 19, 1967
 7 vs. Buf, Dec. 17, 1978
 7 vs. Pit, Sept. 14, 1980
 7 at Ten, Sept. 19, 2004
 7 at Phi, Nov. 7, 2010
 7 at Pit, Oct. 26, 2014
 7 vs. Den, Nov. 8, 2015

OPP MOST (GAME)

7 at Ten, Nov. 12, 2020
 6 (11 times) Last: vs Den, Oct. 27, 2019

COLTS (SEASON)

MOST		FEWEST	
47	2004	10	1982
44	2019	11	1956
42	2012	12	1962
40	2014		
39	2015		
38	2016		
	2018		

OPP (SEASON)

MOST		FEWEST	
35	2016	8	1996
34	1980	11	1960
33	2012		1971
	2017		2009
32	1983	12	1958
	2003		1959
	2015		
	2020		
31	2014		

NET YARDS

GAME

COLTS MOST

595 at Atl, Nov. 12, 1967
 576 vs. Min, Dec. 16, 1962
 574 vs. L.A. Rams, Nov. 25, 1956
 567 vs. Ten, Dec. 5, 2004
 555 vs. Buf, Sept. 23, 2001

OPP MOST

639 at Pit, Oct. 26, 2014
 622 at Min, Sept. 28, 1969
 597 at S.F., Dec. 13, 1953
 590 at K.C., Oct. 31, 2004
 583 at Dal, Sept. 4, 1978

COLTS FEWEST

69 vs. Det, Nov. 6, 1954
 70 at L.A. Rams, Dec. 5, 1953
 86 at N.E., Oct. 23, 1977
 88 at Buf, Nov. 28, 1982
 99 at S.D., Nov. 1, 1992

OPP FEWEST

49 at Buf, Oct. 10, 1971
 89 vs. T.B., Oct. 3, 1976
 94 at N.E., Dec. 6, 1992
 97 at Was, Nov. 26, 1961
 113 vs. Was, Sept. 25, 1960

MOST BOTH TEAMS

1,095 at K.C., Oct. 31, 2004
 1,087 at Pit, Oct. 26, 2014
 1,036 at Bal, Oct. 11, 2021



REGULAR TEAM



1,018	vs. NYJ, Nov. 4, 2021
997	vs. L.A. Rams, Nov. 25, 1956
985	vs. NYJ, Sept. 24, 1972
964	at G.B., Nov. 15, 1959

FEWEST BOTH TEAMS

324	at N.E., Nov. 6, 2022
328	at Buf, Dec. 1, 1974
346	at NYJ, Nov. 11, 1984
355	vs. NYJ, Oct. 29, 1995
359	at N.E., Dec. 6, 1992
373	at Buf, Oct. 20, 1985

SEASON

COLTS

	MOST		FEWEST	
6,506	2014	2,483	1982	
6,475	2004	2,716	1953	
6,179	2018	2,934	1954	
6,141	2000	3,464	1955	
6,092	2010	3,506	1973	

OPP

	MOST		FEWEST	
6,793	1981	2,852	1971	
6,126	2016	3,284	1958	
6,066	2015	3,296	1982	
5,988	2012	3,317	1960	
5,935	2011	3,377	1968	

OFFENSIVE PLAYS

GAME

COLTS MOST

90	at Hou, Sept. 11, 2022
89	vs. G.B., Oct. 7, 2012
88	at S.F., Sept. 22, 1963
88	vs. Mia, Dec. 14, 1975
87	vs. Den, Nov. 10, 1974
86	vs. T.B., Oct. 3, 1976

OPP MOST

88	vs. N.E., Oct. 29, 1989
86	at T.B., Oct. 4, 1992
86	at Min, Dec. 17, 2022
85	vs. Dal, Dec. 6, 1981
84	vs. Hou, Sept. 30, 2018
84	at Min, Sept. 28, 1969
84	vs. Buf, Dec. 13, 1987
84	at Mia, Sept. 21, 2009

COLTS FEWEST

35	at Mia, Sept. 21, 2009
37	vs. Den Dec. 21, 2003
38	at Buf Nov. 28, 1982
41	vs. Mia Oct. 28, 1990
41	at N.E. Oct. 8, 2000

OPP FEWEST

34	vs. NYJ, Nov. 16, 2003
38	vs. Ten, Dec. 28, 2008
39	at S.F., Sept. 22, 1963
40	at Chi, Sept. 21, 1975
40	vs. T.B., Oct. 7, 2007

SEASON

COLTS

	MOST		FEWEST	
1,117	1979	596	1982	
1,109	2012	840	1964	
1,105	2014	849	1966	
1,088	2010	851	1968	
1,070	2018	860	1970	

OPP

	MOST		FEWEST	
1,116	1984	605	1982	
1,111	1981	746	1971	
1,109	1989	818	1967	
1,090	1994	827	1963	
1,084	2009	847	1973	

RUSHING

RUSHING ATTEMPTS

COLTS MOST (GAME)

60	vs. S.F., Nov. 22, 1959
58	at NYJ, Oct. 20, 1974
58	at Atl, Nov. 17, 1974
57	at NYJ, Nov. 11, 1984
53	vs. Hou, Nov. 1, 1976
53	at Phi, Oct. 30, 1983

OPP MOST (GAME)

66	vs. Dal, Dec. 6, 1981
58	at N.E., Dec. 26, 1993
56	at G.B., Oct. 18, 1953
56	at Buf, Nov. 28, 1982
53	at Mia, Oct. 27, 1974

COLTS FEWEST (GAME)

10	vs. Ari 1/1/2006
10	vs. Ten 12/30/2007
10	at Hou 9/12/2010
10	at Pit 10/26/2014
10	at Dal 12/21/2014

OPP FEWEST (GAME)

9	at Jax 11/17/2019
11	at Buf 10/10/1971
11	at NYJ 12/7/1997
12	at Den 12/11/1983
12	vs. T.B. 10/7/2007
12	at Ari 9/27/2009
12	at Jax 11/8/2012
12	vs. Cin 10/19/2014

COLTS (SEASON)

	MOST		FEWEST	
601	1983	293	1982	
566	1977	335	1990	
565	1976	345	1960	
545	1988	354	1991	
536	1973	364	1954	

OPP (SEASON)

	MOST		FEWEST	
662	1978	325	1959	
607	1981	331	1988	
575	1993	348	1982	
574	1980	352	1971	
559	1984	375	1957	

RUSHING YARDS

COLTS MOST (GAME)

318	vs. G.B., Oct. 28, 1956
316	at Det, Oct. 19, 1958
305	at Cle, Nov. 11, 1956
299	vs. Hou, Dec. 22, 1985
281	vs. Buf, Oct. 6, 1985

OPP MOST (GAME)

375	at Jax, Dec. 10, 2006
354	vs. Dal, Dec. 6, 1981
352	at K.C., Dec. 23, 2012
315	at Mia, Nov. 11, 1973
313	at Min, Sept. 13, 1964

MOST BOTH TEAMS

548	vs. L.A. Rams, Nov. 22, 1953
510	vs. Dal, Dec. 6, 1981
469	at Chi, Oct. 16, 1955
454	at L.A. Rams, Dec. 9, 1961
449	vs. Den, Sept. 30, 2007

FEWEST BOTH TEAMS

87	at Den, Sept. 26, 2010
97	vs. Pit, Oct. 31, 1971
106	vs. Cle, Sept. 6, 1992
109	vs. N.E., Nov. 1, 1998



REGULAR TEAM



115 at NYJ, Oct. 18, 1970

COLTS FEWEST (GAME)

1 at Dal, Dec. 21, 2014
 4 vs. Det, Sept. 22, 1991
 11 vs. Ari, Jan. 1, 2006
 18 vs. Stl, Nov. 10, 2013
 19 vs. L.A. Rams, Sept. 26, 1954
 19 vs. N.E., Nov. 16, 2014

OPP FEWEST (GAME)

4 at Buf, Oct. 10, 1971
 15 vs. Pit, Nov. 3, 1957
 17 vs. T.B., Oct. 7, 2007
 20 vs. G.B., Oct. 28, 1956
 20 at Cle, Oct. 14, 1996

COLTS (SEASON)

MOST		FEWEST	
2,695	1983	1,044	1982
2,540	2021	1,102	1992
2,439	1985	1,169	1991
2,309	1976	1,274	2008
2,249	1988	1,275	1954
2,217	1975		

OPP (SEASON)

MOST		FEWEST	
3,010	1978	1,113	1971
2,768	2006	1,174	1957
2,665	1981	1,291	1958
2,566	1998	1,339	1968
2,521	1993	1,400	1969

RUSHING AVERAGE

COLTS BEST (GAME)

8.67 vs. NYJ, Nov. 4, 2021
 8.52 at Bal, Nov. 29, 1998
 8.00 at G.B., Nov. 13, 1954
 7.95 vs. G.B., Oct. 28, 1956
 7.80 vs. Dal, Dec. 6, 1981
 7.77 at L.A. Rams, Oct. 9, 1961

OPP BEST (GAME)

8.93 at Jax, Dec. 10, 2006
 8.12 at Min, Nov. 17, 1963
 8.00 at Det, Nov. 25, 2004
 8.00 at K.C., Dec. 23, 2012
 7.77 vs. L.A. Rams, Nov. 22, 1953

COLTS LEAST (GAME)

0.10 at Dal, Dec. 21, 2014
 0.29 vs. Det, Sept. 22, 1991
 1.04 vs. T.B., Nov. 29, 2015
 1.10 vs. Ari, Jan. 1, 2006
 1.12 vs. L.A. Rams, Sept. 26, 1954

OPP LEAST (GAME)

0.36 at Buf, Oct. 10, 1971
 0.50 vs. Pit, Nov. 3, 1957
 0.96 vs. Det, Sept. 29, 1957
 1.11 vs. G.B., Oct. 28, 1956
 1.11 at Cle, Oct. 14, 1962

COLTS (SEASON)

MOST		FEWEST	
5.1	1956	2.9	1992
5.1	2021	3.3	1979
5.0	1985	3.3	1970
4.7	1958	3.3	1991
4.6	1961	3.4	1996
4.5	1983	3.4	2008
	2001		
	2019		

OPP (SEASON)

MOST		FEWEST	
5.3	2006	3.1	1957
5.2	1953	3.2	1971
5.1	2012	3.5	1969
4.8	1959	3.5	1995
4.7	1998	3.6	(6 times)

PASSING

PASSING ATTEMPTS

COLTS MOST (GAME)

62 vs. Hou, Sept. 30, 2018
 59 at N.E., Oct. 4, 2018
 59 at Was, Nov. 7, 1993
 58 vs. Jax, Oct. 16, 2022
 57 at NYJ, Nov. 16, 1986
 57 at Hou, Sept. 12, 2010
 56 at S.D., Nov. 11, 2007
 54 vs. NYJ, Dec. 15, 1974
 54 at S.D., Sept. 26, 1999
 54 at N.E., Oct. 8, 2000
 54 at Det, Dec. 2, 2012

OPP MOST (GAME)

62 at NYJ, Oct. 18, 1970
 57 vs. Hou, Sept. 4, 1994
 57 at Den, Sept. 26, 2010
 56 at Min, Sept. 28, 1969
 56 vs. Ten, Dec. 18, 2011

COLTS FEWEST (GAME)

7 at L.A. Rams, Dec. 18, 1965
 8 vs. Mia, Dec. 9, 1973
 11 at Atl, Nov. 17, 1974
 12 vs. Chi, Sept. 25, 1955
 12 at G.B., Sept. 20, 1964

OPP FEWEST (GAME)

9 at Hou, Oct. 23, 2005
 11 at N.E., Dec. 26, 1993
 12 vs. Chi, Nov. 3, 1963
 12 at Buf, Oct. 13, 1991
 12 vs. Buf, Nov. 12, 2006

COLTS (SEASON)

MOST		FEWEST	
679	2010	266	1955
661	2014	279	1956
644	2018	283	1982
628	2012	300	1973
619	2015	313	1954

OPP (SEASON)

MOST		FEWEST	
598	1994	246	1982
585	2015	297	1956
583	2009	298	1960
582	2016	312	1974
569	1995	313	1972

COMPLETIONS

COLTS MOST (GAME)

42 vs. Jax, Oct. 16, 2022
 40 at Hou, Sept. 12, 2010
 40 vs. Hou, Sept. 30, 2018
 39 vs. Cin, Sept. 9, 2018
 38 at N.E., Oct. 4, 2018
 38 at N.E., Nov. 21, 2010
 37 at Was, Nov. 7, 1993
 37 vs. Ten, Nov. 3, 2002

OPP MOST (GAME)

40 at Pit, Oct. 26, 2014
 38 vs. Ten, Dec. 18, 2011
 37 at Bal, Oct. 11, 2021
 37 at Den, Sept. 26, 2010
 36 at Min, Sept. 28, 1969
 34 at NYJ, Oct. 18, 1970
 34 vs. Buf, Oct. 8, 1989
 34 vs. G.B., Sept. 26, 2004
 34 at Bal, Sept. 11, 2005
 34 at N.E., Oct. 4, 2018
 34 at Pit, Dec. 27, 2020

COLTS FEWEST (GAME)

3 at L.A. Rams, Dec. 18, 1965
 3 vs. Cle, Sept. 26, 1971



REGULAR TEAM



3 vs. Buf, Dec. 17, 1978
 3 at Buf, Nov. 28, 1982

OPP FEWEST (GAME)
 4 vs. Was, Oct. 26, 1958
 4 vs. T.B., Oct. 3, 1976

COLTS (SEASON)		FEWEST	
MOST			
450	2010	126	1953
432	2018	134	1955
410	2014	137	1973
402	2009	142	1982
393	2008	158	1956

OPP (SEASON)		FEWEST	
MOST			
394	2019	138	1982
384	2018	144	1960
378	2016	158	1955
372	2009	161	1961
369	2020	165	1953
364	2004		1956

PASSING YARDS

COLTS MOST (GAME-GROSS)
 472 at K.C., Oct. 31, 2004
 469 vs. Min, Dec. 16, 1962
 464 vs. Hou, Sept. 30, 2018
 440 vs. Jax, Sept. 25, 2000
 433 at Hou, Sept. 12, 2010
 433 vs. Mia, Nov. 4, 2012

OPP MOST (GAME-GROSS)
 538 at Min, Sept. 28, 1969
 522 at Pit, Oct. 26, 2014
 496 vs. NYJ, Sept. 24, 1972
 476 at Den, Sept. 26, 2010
 474 at T.B., Dec. 8, 2019
 469 vs. T.B., Oct. 16, 1988

MOST BOTH TEAMS (GROSS)
 922 at Pit, Oct. 26, 2014
 872 vs. NYJ, Sept. 24, 1972
 861 at K.C., Oct. 31, 2004
 844 at Bal, Oct. 11, 2021
 839 vs. Hou, Sept. 30, 2018
 801 at Den, Sept. 26, 2010
 787 vs. G.B., Sept. 26, 2004

FEWEST BOTH TEAMS (GROSS)
 124 vs. Buf, Dec. 17, 1978
 128 at Buf, Nov. 28, 1982
 142 at Mia, Nov. 23, 1975
 144 at N.E., Oct. 19, 1975

COLTS FEWEST (GAME-GROSS)
 21 at Cle, Nov. 11, 1956
 35 vs. Mia, Dec. 9, 1973
 44 vs. Buf, Oct. 18, 1974
 49 vs. Cle, Sept. 26, 1971
 53 vs. L.A. Rams, Nov. 22, 1953

OPP FEWEST (GAME-GROSS)
 46 vs. Was, Oct. 26, 1958
 46 at Buf, Dec. 1, 1974
 47 vs. Hou, Oct. 14, 1979
 48 at Hou, Oct. 23, 2005
 50 at G.B., Nov. 24, 1991

COLTS MOST (GAME-NET)
 472 at K.C., Oct. 31, 2004
 451 vs. Min, Dec. 16, 1962
 440 vs. Jax, Sept. 25, 2000
 437 vs. Hou, Sept. 30, 2018
 426 at Atl, Nov. 12, 1967
 419 vs. Atl, Sept. 17, 1967
 419 at Hou, Sept. 12, 2010
 419 vs. Mia, Nov. 4, 2012

OPP MOST (GAME-NET)
 530 at Min, Sept. 28, 1969
 522 at Pit, Oct. 26, 2014
 522 vs. Chi, Oct. 9, 2016

490 vs. NYJ, Sept. 24, 1972
 472 at Den, Sept. 26, 2010

COLTS FEWEST (GAME-NET)
 1 vs. Buf, Oct. 13, 1974
 4 at Cle, Sept. 16, 1973
 5 at Cle, Nov. 11, 1956
 9 vs. L.A. Rams, Nov. 22, 1953
 11 at N.E., Oct. 23, 1977

OPP FEWEST (GAME-NET)
 6 at Hou, Oct. 23, 2005
 13 vs. T.B., Oct. 3, 1976
 16 vs. Was, Oct. 26, 1958
 23 at N.E., Dec. 6, 1992
 27 vs. Hou, Oct. 14, 1979

COLTS (SEASON-GROSS)		FEWEST	
MOST			
5,062	2014	1,613	1982
4,732	2004	1,625	1953
4,700	2010	1,746	1973
4,605	2009	1,795	1955
4,595	2018	1,995	1954

OPP (SEASON-GROSS)		FEWEST	
MOST			
4,411	2016	1,920	1982
4,365	2015	2,027	1971
4,232	2004	2,068	1960
4,231	2019	2,248	1958
4,228	1981	2,288	1955
4,123	2017		

COLTS (SEASON-NET)		FEWEST	
MOST			
4,894	2014	1,257	1953
4,623	2004	1,439	1982
4,609	2010	1,475	1973
4,515	2009	1,631	1955
4,461	2018	1,659	1954

OPP (SEASON-NET)		FEWEST	
MOST			
4,200	2016	1,726	1960
4,128	1981	1,739	1971
4,114	2015	1,823	1982
3,982	2019	1,913	1961
3,944	2017	1,993	1958
3,892	2004		

MOST BOTH TEAMS (NET)
 918 vs. Chi, Oct. 9, 2016
 907 at Pit, Oct. 26, 2014
 859 at K.C., Oct. 31, 2004
 822 vs. NYJ, Sept. 24, 1972
 797 at Den, Sept. 26, 2010

FEWEST BOTH TEAMS (NET)
 54 at N.E., Oct. 19, 1975
 81 at Mia, Nov. 23, 1975
 86 vs. Buf, Dec. 17, 1978
 109 vs. Hou, Oct. 14, 1979
 112 at Buf, Oct. 14, 1973

COMPLETION PERCENTAGE

COLTS BEST (GAME-20 ATT)
 85.3 at Jax, Dec. 18, 2008 (29-34)
 83.9 vs. Atl, Dec. 14, 2003 (26-31)
 83.3 at Buf, Oct. 16, 1994 (20-24)
 82.6 vs. Cle, Sept. 25, 2005 (19-23)
 82.1 at Den, Oct. 29, 2006 (32-39)

OPP BEST (GAME-20 ATT)
 96.7 at N.O., Dec. 16, 2019 (29-30)
 95.0 at Jax, Sept. 13, 2020 (20-27)
 90.5 at Dal, Dec. 21, 2014 (18-20)
 88.6 at N.O., Oct. 23, 2011 (31-35)
 86.4 at N.O., Nov. 18, 2001 (19-22)
 86.2 vs. Oak, Oct. 28, 1973 (25-29)
 86.0 at Bal, Oct. 11, 2021 (37-43)
 85.7 at Hou, Sept. 21, 1980 (18-21)



REGULAR TEAM



COLTS (SEASON)

BEST		WORST	
67.38	2005	39.50	1953
67.21	2020	45.67	1973
67.18	2008	49.87	1983
67.08	2018	50.00	1906
66.98	2004	50.12	1984

OPP (SEASON)

BEST		WORST	
71.20	2011	45.87	1961
70.84	2018	46.28	1958
70.10	2019	47.38	1977
68.40	2008	48.32	1960
67.39	2005	48.72	1959
66.54	2010		

SACKS ALLOWED

COLTS MOST (GAME)

12	vs. Stl, Oct. 26, 1980
10	vs. T.B., Sept. 9, 1979
9	at N.E., Nov. 6, 2022
8	at Buf, Dec. 1, 1974
8	vs. N.E., Nov. 26, 1978
8	vs. Sea, Sept. 14, 1997
8	at Det, Nov. 23, 1997

OPP MOST (GAME)

11	at L.A. Rams, Nov. 22, 1964
11	vs. Cle, Sept. 6, 1992
10	at Buf, Nov. 13, 1977
10	at K.C., Nov. 2, 1980
10	vs. Jax, Oct. 22, 2017

COLTS (SEASON)

MOST		FEWEST	
62	1997	13	2009
58	1984	14	1999
57	1991		2004
56	2017		2008
		15	2006
		16	2010

OPP (SEASON)

MOST		FEWEST	
59	1975	11	1982
57	1964	13	1981
56	1976	20	2000
47	1966	21	1974
47	1977	21	1993

YARDS LOST - SACKS

COLTS YDS LOST SACKS (GAME)

91	vs. N.E., Nov. 26, 1978
73	vs. K.C., Sept. 28, 1970
73	vs. Stl, Oct. 26, 1980
72	at Buf, Dec. 1, 1974
72	vs. Cle, Dec. 1, 1991

OPP YDS LOST SACKS (GAME)

102	at L.A. Rams, Nov. 22, 1964
97	at Min, Sept. 23, 1962
76	at Buf, Oct. 10, 1971
75	at Min, Nov. 17, 1963
74	at NYJ, Oct. 26, 1975
74	vs. T.B., Oct. 3, 1976

COLTS (SEASON)

MOST		FEWEST	
487	1991	86	2008
480	1978	89	2006
436	1984	90	2009
424	1990	91	2010
418	1997	95	2005

OPP (SEASON)

MOST		FEWEST	
496	1975	97	1982
489	1964	100	1981
461	1976	121	1993
407	1961	155	1959
401	1966	157	2006

TURNOVERS

PASSES HAD INTERCEPTED

COLTS MOST (GAME)

8	vs. NYJ, Sept. 23, 1973
6	at G.B., Oct. 8, 1961
6	vs. Mia, Sept. 10, 1978
6	at S.D., Nov. 11, 2007

OPP MOST (GAME)

7	vs. L.A. Rams, Dec. 4, 1954
7	vs. Chi, Oct. 2, 1960

MOST BOTH TEAMS

9	at Phi, Nov. 15, 1953
9	at NYJ, Oct. 18, 1970
9	vs. NYJ, Sept. 23, 1973

COLTS (SEASON)

MOST		FEWEST	
30	1978	7	2021
29	1961	8	1975
28	1998	9	1964
27	1953		2006
27	1966		2017
	1969	10	(6 times)
		11	(5 times)

OPP (SEASON)

MOST		FEWEST	
40	1959	5	1982
35	1958	8	1998
32	1967	8	2011
30	1960	9	1990
30	1977		

FUMBLES

COLTS MOST (GAME)

7	vs. Mia, Oct. 23, 1983
6	at NYJ, Nov. 14, 1971
6	vs. NYJ, Sept. 28, 1986
6	at NYJ, Nov. 16, 1986
6	vs. Jax, Nov. 23, 2014

OPP MOST (GAME)

8	at N.E., Oct. 7, 1973
---	-----------------------

COLTS (SEASON)

MOST		FEWEST	
41	1986	8	2020
38	1978	10	1998
37	1972	11	2009
36	1979	13	1967
	1987		2006
		14	2008
			2005
			2007
			2010
			2013

OPP (SEASON)

MOST		FEWEST	
43	1987	11	2012
42	1953	11	1982
41	1986	14	1970
37	2002	15	2011
36	1978	16	2000
	2004		2001
			2019

FUMBLES LOST

COLTS MOST (GAME)

5	at Det, Oct. 20, 1957
5	at G.B., Sept. 29, 1963

OPP MOST (GAME)

5	vs. L.A. Rams, Nov. 23, 1958
---	------------------------------

COLTS (SEASON)

MOST		FEWEST	
25	1963	4	2013
22	1972		2020
21	1953	5	1998
	1979		2007
	1986		2008
	1993		2009
		6	2017



REGULAR TEAM



7	2004
	2016
8	1955
	1967
	1988
	2005
	2010

OPP (SEASON)

MOST		FEWEST	
27	1953	3	2012
25	1987	6	1982
22	1973	7	2017
21	1976	8	1961
20	1978		1967
	1988		2000
			2015
			2019

TOTAL TURNOVERS

COLTS MOST (GAME)

8	at G.B., Oct. 8, 1961 (6i/2f)
8	vs. Cle, Sept. 26, 1971 (5i/3f)
8	vs. NYJ, Sept. 23, 1973 (8i)

OPP MOST (GAME)

9	vs. L.A. Rams, Nov. 23, 1958 (5f/4i)
9	at L.A. Rams, Dec. 4, 1954 (7i/2f)
8	at S.F., Nov. 29, 1954 (5i/3f)
8	vs. Chi, Oct. 2, 1960 (7i/1f)
8	at Phi, Nov. 15, 1963 (6i/2f)

COLTS (SEASON)

MOST		FEWEST	
48	1953	14	2013
47	1978	15	2017
44	1962		2020
42	1961	17	2008
40	1979	18	1975
		19	1964
			2005
			2006
			2007

OPP (SEASON)

MOST		FEWEST	
56	1953	11	1982
52	1958	15	2012
49	1959	17	2011
47	1977	19	1998
45	1987	20	2017

TURNOVER DIFFERENTIAL

COLTS (SEASON)

BEST		WORST	
+30	1958	-18	1961
+26	1959	-14	1969
+23	1975	-14	1993
+22	1964	-14	1998
+21	1977	-13	1974
		-13	2001

PENALTIES

GAME

COLTS MOST

16	at Den, Dec. 11, 1983
15	at Buf, Sept. 18, 1983
14	at K.C., Sept. 2, 1979
14	at Buf, Sept. 21, 1997

OPP MOST

19	vs. Buf, Sept. 23, 2001
17	vs. Pit, Oct. 30, 1977
16	vs. Chi, Dec. 5, 1965
15	vs. Chi, Nov. 21, 1954
15	at NYJ, Sept. 8, 1996
15	vs. S.D., Nov. 3, 1996
15	at N.E., Sept. 19, 1999

COLTS FEWEST

0	vs. S.F., Oct. 26, 1969
0	at GB, Sept. 10, 1966
0	vs. NYJ, Oct. 30, 1994
0	at K.C., Dec. 15, 1996
0	at Cle, Dec. 26, 1999
0	vs. CAR, Dec. 22, 2019

OPP FEWEST

0	at L.A. Rams, Dec. 18, 1965
0	vs. Stl, Oct. 12, 1964

SEASON

COLTS

MOST		FEWEST	
137	1979	51	1960
122	1992	52	1967
120	1983	52	1982
	2018	53	1956
108	2015	55	1958
106	1981		
	1997		
	1998		
	2004		

OPP

MOST		FEWEST	
133	2015	58	1963
131	2018	59	1960
130	1999		1964
128	2012		1982
125	2016	60	1957
123	2003		1958

YARDS PENALIZED - GAME

COLTS MOST

153	at Buf, Sept. 18, 1983
151	at Buf, Oct. 19, 1986
131	at Ten, Oct. 23, 2016
127	at Chi, Oct. 16, 1955
126	at Mia, Oct. 15, 1987

OPP MOST

148	vs. Chi, Nov. 21, 1954
146	vs. N.E., Nov. 4, 2007
145	at Jax, Oct. 2, 2016
142	vs. Chi, Dec. 5, 1965
139	vs. Dal, Oct. 15, 1972

YARDS PENALIZED - SEASON

COLTS

MOST		FEWEST	
1,239	1979	433	1982
986	1983	458	1967
958	1992	483	1973
953	2018	504	1960
943	1995	507	1956

OPP

MOST		FEWEST	
1,208	2012	466	1982
1,188	2015	486	1956
1,159	2016	538	1960
1,115	2018	543	2008
1,093	1999	546	1957

PUNTS

PUNTS (GAME)

COLTS MOST

12	at NYJ, Sept. 25, 1977
12	at Buf, Oct. 6, 1996
11	at Chi, Oct. 10, 1954
11	at S.F., Nov. 29, 1964
11	at Mia, Nov. 11, 1973
11	at N.E., Oct. 19, 1975

OPP MOST (GAME)

11	vs. NYJ Sept. 19, 1971
11	at K.C. Sept. 2, 1979
11	at Buf Oct. 6, 1996



REGULAR TEAM



11 vs. Hou Dec. 1, 2002
11 vs. Cin Oct. 19, 2014

MOST BOTH TEAMS

23 at Buf. Oct. 6, 1996
21 at K.C. Sept. 2, 1979
20 vs. Den Sept. 11, 1983
20 vs. Hou Dec. 1, 2002
20 vs. N.O. Oct. 25, 2015

COLTS FEWEST

0 vs. Cle., Nov. 1, 1959
0 vs. Det., Nov. 19, 1967
0 at S.D., Nov. 7, 1976
0 vs. N.E., Sept. 1, 1991
0 vs. Buf., Sept. 23, 2001
0 vs. Ten., Dec. 5, 2004
0 at Hou., Oct. 23, 2005
0 at Jax., Sept. 13, 2020

OPP FEWEST

0 at S.F. 12/13/53
0 vs. G.B. 11/6/60
0 at Dal 9/4/78
0 at Phi 11/15/81
0 at Buf 9/9/90
0 vs. Jax 12/2/07

PUNTS (SEASON)

COLTS

	MOST		FEWEST	
101	1979	42	1961	
98	1984	46	1982	
94	1978	48	2006	
91	1983	49	1966	
88	2011		1967	
			1968	
			2020	

OPP

	MOST		FEWEST	
95	1979	41	1982	
90	2014	47	1973	
			2006	
88	1971	48	1981	
83	1975	50	1959	
	1999	52	2004	
	2014			
82	1987			
	2000			

PUNTING AVERAGE

COLTS (SEASON)

	BEST		WORST	
48.41	2016	34.47	1957	
47.67	2015	36.21	1979	
47.57	2012	37.14	1974	
46.70	2014	37.19	1954	
46.57	2011	37.29	1958	

OPP (SEASON)

	BEST		WORST	
47.52	2016	35.74	1978	
47.50	2014	36.21	1977	
47.04	2012	36.89	1976	
46.41	1960	37.17	1987	
46.30	2019	37.40	1973	

INTERCEPTION RETURN YDS.

INTERCEPTION RETURN YARDS

COLTS MOST (GAME)

144 vs. G.B., Nov. 2, 1958
138 at Chi, Nov. 17, 1957
136 at S.F., Oct. 13, 1968
135 vs. Cle, Dec. 10, 1989
126 at N.E., Dec. 11, 1994

OPP MOST (GAME)

162 at Den, Nov. 27, 1977
161 at G.B., Oct. 19, 2008
143 vs. S.D., Nov. 4, 1984

132 vs. N.E., Nov. 15, 1992
129 vs. NYJ, Dec. 15, 1974

COLTS (SEASON)

	MOST		FEWEST	
577	1959	75	1985	
514	1958	87	1974	
493	1975	97	1998	
483	1968	100	2016	
453	1967	106	1969	

OPP (SEASON)

	MOST		FEWEST	
545	2001	109	2020	
529	1978	111	1975	
469	1953	117	1983	
461	1992	119	1964	
438	1966	119	2011	

COLTS MOST TDS

4 1959/1965/1968/1975/1996/2012/2015/2020
3 1967/1970/1994

OPP MOST TDS

6 2001
4 1973/1992/2010/2017

PUNT RETURNS

PUNT RETURNS

COLTS MOST (GAME)

9 at L.A. Rams, Nov. 22, 1964
9 vs. L.A. Rams, Nov. 27, 1966
9 at K.C., Sept. 2, 1979
8 vs. Det, Oct. 10, 1965
8 vs. NYJ, Sept. 19, 1971
8 vs. T.B., Oct. 3, 1976
8 at N.E., Nov. 11, 1990
8 vs. Buf, Oct. 13, 1974
8 vs. Den, Oct. 22, 1978
8 vs. S.D., Nov. 26, 1989
8 vs. N.O., Oct. 25, 2015

COLTS (SEASON)

	MOST		FEWEST	
53	1963	12	1981	
48	1955	14	1982	
48	1964	22	2008	
45	1965	20	2016	
	1966	23	1960	
	2014		2006	
		24	1973	
			2004	
			2005	
			2018	
			2019	

OPP (SEASON)

	MOST		FEWEST	
62	1984	15	1960	
55	1983	17	2016	
53	1978	18	1961	
52	1986	19	1963	
51	1975		1968	
	1989		2017	

PUNT RETURN YARDS

COLTS MOST (GAME)

195 vs. Car, Dec. 22, 2019
164 vs. NYJ, Sept. 19, 1971
148 at G.B., Oct. 14, 1956
141 vs. S.D., Nov. 3, 1996
124 at N.E., Nov. 11, 1990
111 vs. Buf, Nov. 25, 2012

OPP MOST (GAME)

145 vs. Stl, Nov. 10, 2013
123 at K.C., Nov. 2, 1980
117 vs. N.E., Nov. 15, 2009
117 at N.E., Nov. 18, 2012
114 at G.B., Dec. 7, 1968



REGULAR TEAM



COLTS LEAST (GAME)

-8	at S.D., Oct. 23, 1988
-5	at Pit, Nov. 22, 1992
-5	at S.D., Nov. 11, 2007

OPP LEAST (GAME)

-5	vs. Hou, Sept. 13, 1992
-4	vs. Phi, Dec. 6, 1970
-3	vs. Hou, Dec. 31, 2017

COLTS (SEASON)

MOST		FEWEST	
485	1963	56	1981
453	1964	78	1982
449	1985	108	2011
447	1996	127	1960
439	1975	129	1973

OPP (SEASON)

MOST		FEWEST	
642	1983	48	1960
600	1984	62	1968
572	1985	71	1955
558	1989	80	2017
550	2011	93	2018

COLTS MOST TDS (SEASON)

2	2019
---	------

OPP MOST TDS (SEASON)

3	2015
2	1956

FAIR CATCHES

COLTS MOST (GAME)

6	vs. Cin, Oct. 19, 2014
6	vs. Jax, Oct. 4, 2015
5	vs. Det, Dec. 7, 1969
5	at N.E., Oct. 3, 1971
5	vs. L.A. Rams, Nov. 8, 1971
5	vs. G.B., Oct. 7, 2012
5	vs. Den, Oct. 27, 2019

OPP MOST (GAME)

6	at S.F., Oct. 13, 1968
6	vs. Jax, Oct. 22, 2017
5	at Mia, Nov. 11, 1979

MOST (SEASON)

COLTS		OPP	
34	1971	27	2017
28	2015	24	1979
	2018		
26	1970	23	2015
25	2005	22	2010
	2013	21	1973
	2014		2000
24	1992		2011
	2010		
	2011		

KICKOFF RETURNS

KICKOFF RETURNS

COLTS MOST (GAME)

9	at Chi, Oct. 21, 1956
9	at N.E., Nov. 18, 1979
9	at Buf, Sept. 21, 1997
9	at Bal, Dec. 2, 2001
9	vs. S.D., Nov. 28, 2010

OPP MOST (GAME)

10	vs. Buf, Dec. 12, 1976
10	vs. Den, Oct. 31, 1988
9	at N.O., Sept. 28, 2003
9	vs. Ten, Dec. 5, 2004

COLTS (SEASON)

MOST		FEWEST	
84	1981	17	2018
	2001	28	2017
74	1978	31	2011
74	1986		2019
71	1998	32	1971
70	1979		2016

34 1958

OPP (SEASON)

MOST		FEWEST	
93	2003	8	2015
92	2004	19	2011
89	2005		2019
87	2001	24	2017
83	1999	25	1982
		26	2014

KICKOFF RETURN YARDS

COLTS MOST (GAME)

274	vs. NYJ, Sept. 24, 1972
252	vs. S.D., Dec. 26, 2004
225	vs. Pit, Nov. 28, 2022
219	at Dal, Sept. 4, 1978
213	vs. Sea, Sept. 14, 1997
212	at Cle, Oct. 11, 2020
212	at Dal, Dec. 4, 2022
204	at Chi, Oct. 21, 1956
204	vs. Cin, Oct. 11, 1981

OPP MOST (GAME)

268	at Sea, Oct. 15, 2000
266	at Hou, Oct. 23, 2005
249	vs. NYJ, Nov. 16, 2003
233	at Hou, Sept. 23, 2007
230	vs. Chi, Oct. 4, 1958
230	vs. N.E., Dec. 21, 1975

COLTS LEAST (GAME)

0	(43 times) Last: vs. Car Dec. 22, 2019
---	--

OPP LEAST (GAME)

-2	at G.B., Oct. 19, 2008
----	------------------------

COLTS (SEASON)

MOST		FEWEST	
1,832	2001	337	2018
1,651	1981	578	2011
1,648	1978	590	2017
1,545	2004	679	1971
1,510	2003	707	2019

OPP (SEASON)

MOST		FEWEST	
2,029	2006	156	2015
	2007	441	2017
2,006	2001	470	2019
1,999	2003	538	1982
1,978	2005	551	1993
1,960	2004		

COLTS MOST TDS (SEASON)

2	1958/1968
---	-----------

OPP MOST TDS (SEASON)

3	2007
2	1977/2003/2006

COMEBACKS AND LEADS LOST

COLTS LARGEST COMEBACKS

Deficit	Date	Opponent	Trailed/Qtr.	Result
28*	1/4/2014	Kansas City	10-38/3rd	W 45-44
21	11/9/1975	@ Buffalo	7-28/2nd	W 42-35
21	9/10/1995	@ N.Y. Jets	3-24/3rd	W 27-24 OT
21	10/8/1995	@ Miami	3-24/3rd	W 27-24 OT
21	10/6/2003	@ Tampa Bay	14-35/4th	W 38-35 OT
21	10/18/2020	Cincinnati	0-21/2nd	W 31-27
20	11/30/1958	San Francisco	7-27/3rd	W 35-27
18	12/18/1977	New England	3-21/3rd	W 30-24
18	10/9/1977	Miami	10-28/2nd	W 45-28
18	9/15/1996	@ Dallas	3-21/2nd	W 25-24
18	10/7/2012	Green Bay	3-21/3rd	W 30-27
18	11/3/2013	@ Houston	6-24/3rd	W 27-24
17	10/12/1958	@ Green Bay	0-17/2nd	W 24-17
17	11/29/1970	Chicago	0-17/2nd	W 21-20
17	12/27/1992	@ Cincinnati	0-17/3rd	W 21-17
17	10/17/2005	St. Louis	0-17/2nd	W 45-28
17	10/5/2008	@ Houston	10-27/4th	W 31-27



REGULAR TEAM



17 11/15/2009 New England 14-31/4th W 35-34
 17 11/29/2009 @ Houston 0-17/2nd W 35-27

*Postseason

COLTS LARGEST LEADS LOST

Lead	Date	Opponent	Ahead / Qtr.	Result
33	12/18/2022	@ Minnesota	33-0/3rd	L 36-39 OT
26	9/21/1997	@ Buffalo	26-0/2nd	L 35-37
24	10/20/1957	@ Detroit	27-3/3rd	L 27-31
21	10/27/1957	Green Bay	21-0/4th	L 21-24
21	10/18/1998	@ San Francisco	21-0/2nd	L 31-34
21	9/19/1999	@ New England	28-7/2nd	L 28-31
21	9/10/2000	Oakland	21-0/2nd	L 31-38
19	10/11/2021	@ Baltimore	22-3/3rd	L 25-31 OT
19	12/11/1983	@ Denver	19-0/4th	L 19-21
17	9/9/1979	Tampa Bay	17-0/2nd	L 26-29
17	10/9/1988	@ Buffalo	17-0/2nd	L 23-34
17	10/9/2011	Kansas City	24-7/2nd	L 24-28
17	12/27/2020	@ Pittsburgh	24-7/3rd	L 24-28
14	10/31/2021	Tennessee	14-0/2nd	L 31-34 OT
14	10/1/1978	Philadelphia	14-0/4th	L 14-17
14	12/8/1991	@ New England	17-3/3rd	L 17-23 OT
14	9/18/1994	@ Pittsburgh	14-0/2nd	L 21-31
14	10/23/1994	Washington	17-3/2nd	L 27-41
14	11/29/1998	@ Baltimore	24 -10/2nd	L 31-38
14	12/6/1998	@ Atlanta	21-7/2nd	L 21-28
14	11/18/2001	@ New Orleans	14-0/1st	L 20-34
14	12/3/2006	@ Tennessee	14-0/2nd	L 17-20
14	10/16/2016	@ Houston	23-9/4th	L 23-26 OT



PLAYOFF INDIVIDUAL



SERVICE

MOST GAMES:

21	Reggie Wayne, 2002-14
19	Peyton Manning, 1998-11
19	Jeff Saturday, 1999-11
18	Justin Snow, 2000-11
18	Robert Mathis, 2003-13
17	Dwight Freeney, 2002-12
16	Raheem Brock, 2002-09
16	Ryan Diem, 2002-11
16	Marvin Harrison, 1996-08
15	Gary Brackett, 2003-10
15	Hunter Smith, 1999-08
15	Adam Vinatieri, 2006-18
13	Tarik Glenn, 1997-06
13	Antoine Bethea, 2006-13
12	Dallas Clark, 2003-11

SCORING

MOST POINTS

CAREER:

121	Adam Vinatieri, 2006-18
56	Reggie Wayne, 2001-14
54	Mike Vanderjagt, 1998-05
30	Edgerrin James, 1999-05
26	Jim O'Brien, 1970-72

GAME:

Colts:

18	Tom Matte at Cle, Dec. 29, 1968 (3 TD rushing)
15	Adam Vinatieri at Bal, Jan. 13, 2007
14	Adam Vinatieri vs. Cin, Jan. 4, 2015
12	(16 times) Last: LaVon Brazill at N.E., Jan. 11, 2014

Opp:

24	LeGarrette Blount at N.E., Jan. 11, 2014 (4 TD rushing)
18	Gary Collins at Cle, Dec. 27, 1964 (3 TD receiving)
	Dave Casper vs. Oak, Dec. 24, 1977 (3 TD receiving)
	LeGarrette Blount at N.E., Jan. 19, 2015 (3 TD rushing)
16	Adam Vinatieri at N.E., Jan. 18, 2004
14	Ryan Succop vs. K.C., Jan. 4, 2014
14	Stevan Ridley at N.E., Jan. 11, 2014
13	Al Del Greco vs. Ten, Jan. 16, 2000
12	(11 times) Last: Knile Davis vs. K.C., Jan. 4, 2014

MOST TOUCHDOWNS

CAREER:

9	Reggie Wayne, 2001-14
5	Edgerrin James, 1999-05
4	Dallas Clark, 2003-11
4	Joseph Addai, 2006-11
3	Tom Matte, 1961-72
3	Peyton Manning, 1998-11
3	Brandon Stokley, 2003-06
3	T.Y. Hilton, 2012-18

GAME:

Colts:

3	Tom Matte at Cle, Dec. 29, 1968 (3 TD rushing)
2	(13 times) Last: LaVon Brazill at N.E., Jan. 11, 2014

Opp:

4	LeGarrette Blount at N.E., Jan. 11, 2014 (4 TD rushing)
3	Gary Collins at Cle, Dec. 27, 1964 (3 TD receiving)
3	Dave Casper vs. Oak, Dec. 24, 1977 (3 TD receiving)
3	LeGarrette Blount at N.E., Jan. 18, 2015 (3 TD rushing)
2	(10 times) Last: LaDainian Tomlinson vs. NYJ, Jan. 8, 2011

MOST POINTS KICK-SCORING

CAREER:

121	Adam Vinatieri, 2006-18
54	Mike Vanderjagt, 1998-05
26	Jim O'Brien, 1970-72

25	Matt Stover, 2009
21	Lou Michaels, 1964-69
21	Cary Blanchard, 1995-97

GAME:

Colts:

15	Adam Vinatieri at Bal, Jan. 13, 2007
14	Adam Vinatieri vs. Cin, Jan. 4, 2015
12	Adam Vinatieri vs. N.E., Jan. 21, 2007
12	Matt Stover vs. NYJ, 1/24/2010
11	Mike Vanderjagt vs. Denver, 1/4/2004
11	Adam Vinatieri vs. K.C., Jan. 6, 2007
11	Adam Vinatieri vs. Chi, Feb. 4, 2007*

Opp:

16	Adam Vinatieri at N.E., Jan. 18, 2004
14	Ryan Succop vs. K.C., Jan. 4, 2014
13	Al Del Greco vs. Ten, Jan. 16, 2000
11	John Hall at NYJ, Jan. 4, 2003
11	Garrett Hartley vs. N.O., Feb. 7, 2010*

MOST FIELD GOALS

CAREER:

30	Adam Vinatieri, 2006-18
11	Mike Vanderjagt, 1998-05
6	Jim O'Brien, 1970-72
6	Matt Stover, 2009
4	Lou Michaels, 1964-69
4	Cary Blanchard, 1995-97

GAME:

Colts:

5	Adam Vinatieri at Bal, Jan. 13, 2007
4	Adam Vinatieri vs. Cin, Jan. 4, 2015
3	Cary Blanchard at Pit, Jan. 14, 1996
3	Mike Vanderjagt vs. Ten, Jan. 16, 2000
3	Mike Vanderjagt at Mia, Dec. 30, 2000
3	Adam Vinatieri vs. K.C., Jan. 6, 2007
3	Adam Vinatieri vs. N.E., Jan. 21, 2007
3	Adam Vinatieri vs. Chi, Feb. 4, 2007*
3	Matt Stover vs. NYJ, Jan. 24, 2010
3	Adam Vinatieri vs. NYJ, Jan. 8, 2011
3	Adam Vinatieri at Bal, Jan. 6, 2013

Opp:

5	Adam Vinatieri at N.E., 1/18/2004
4	Al Del Greco vs. Ten, 1/16/2000
3	Pat Summerall vs. NYG, 12/27/1959
3	Jim Turner vs. N.Y. Jets, 1/12/1969*
3	Garrett Hartley vs. N.O., 2/7/2010*

MOST FIELD GOAL ATTEMPTS

CAREER:

35	Adam Vinatieri, 2006-18
14	Jim O'Brien, 1970-72
14	Mike Vanderjagt, 1998-05
8	Lou Michaels, 1964-69
7	Cary Blanchard, 1995-97
7	Matt Stover, 2009

GAME:

Colts:

5	Adam Vinatieri at Bal, Jan. 13, 2007 (5-5)
4	Jim O'Brien vs. Oak, Jan. 3, 1971 (2-4)
4	Cary Blanchard at Pit, Jan. 14, 1996 (3-4)
4	Mike Vanderjagt at Mia, Dec. 30, 2000 (3-4)
4	Adam Vinatieri vs. Chi, Feb. 4, 2007* (3-4)
4	Adam Vinatieri at Bal, Jan. 6, 2013 (3-4)
4	Adam Vinatieri vs. Cin, Jan. 4, 2015 (4-4)

Opp:

5	Adam Vinatieri at N.E., Jan. 18, 2004 (5-5)
4	Al Del Greco vs. Ten, Jan. 16, 2000 (4-4)
3	(8 times) Last: Garrett Hartley vs. N.O., Feb. 7, 2010* (3-3)

LONGEST FIELD GOAL COLTS

53	Adam Vinatieri vs. Cin, Jan. 4, 2015
52	Adam Vinatieri at Bal, Jan. 6, 2013
51	Adam Vinatieri at Bal, Jan. 13, 2007



PLAYOFF INDIVIDUAL



50	Mike Vanderjagt at Mia, Dec. 30, 2000
50	Adam Vinatieri vs. K.C., Jan. 6, 2007
50	Adam Vinatieri vs. NYJ, Jan. 8, 2011
48	Adam Vinatieri vs. K.C., Jan. 6, 2007
48	Adam Vinatieri at Bal, Jan. 13, 2007

LONGEST FIELD GOAL OPP.

57	Mike Nugent vs. Cin, Jan. 4, 2015
54	John Carney at S.D., Dec. 31, 1995
54	Tyler Bass at Buf, Jan. 9, 2021
51	Matt Stover at Bal, Jan. 13, 2007
50	Norm Johnson at Pit, Dec. 29, 1996
49	Al Del Greco vs. Ten, Jan. 16, 2000

MOST POINT AFTER ATTEMPTS

CAREER:

31	Adam Vinatieri, 2006-18
21	Mike Vanderjagt, 1998-05
9	Lou Michaels, 1964-69
9	Cary Blanchard, 1995-97
8	Jim O'Brien, 1970-72

GAME:

Colts:

7	Mike Vanderjagt vs. Den, Jan. 9, 2005
6	Adam Vinatieri vs. K.C., Jan. 4, 2014
5	Cary Blanchard at S.D., Dec. 31, 1995
5	Mike Vanderjagt vs. Den, Jan. 4, 2004
5	Mike Vanderjagt at K.C. Jan. 11, 2004

Opp:

6	Stephen Gostkowski at N.E., Jan. 18, 2015
5	Matt Bahr at Cle, Jan. 9, 1988
5	John Hall at NYJ, Jan. 4, 2003
5	Ryan Succop vs. K.C., Jan. 4, 2014
5	Stephen Gostkowski at N.E., Jan. 11, 2014
4	(7 times) Last: Nate Kaeding vs. S.D., Jan. 13, 2008

RUSHING

MOST ATTEMPTS

CAREER:

158	Joseph Addai, 2006-11
157	Egerrin James, 1999-05
98	Dominic Rhodes, 2001-06, 2008, 2010

GAME:

Colts:

26	Lydell Mitchell at Pit, Dec. 27, 1975 (26-63)
26	Egerrin James at K.C., Jan. 11, 2004 (26-125)
25	Norm Bulaich vs. Cin, Dec. 26, 1970 (25-116)
25	Joseph Addai vs. K.C., Jan. 6, 2007 (25-122)

Opp:

40	Lamar Smith at Mia, Dec. 30, 2000
30	Matt Snell vs. NYJ, Jan. 12, 1969* (30-121)
30	LeGarrette Blount at N.E., Jan. 18, 2015
27	Jim Brown at Cle, Dec. 27, 1964 (27-114)
27	Franco Harris at Pit, Dec. 27, 1975 (27-153)

MOST YARDS

CAREER:

621	Joseph Addai, 2006-11
616	Egerrin James, 1999-05
407	Dominic Rhodes, 2001-06, 2008, 2010

GAME:

Colts:

148	Marlon Mack at Hou, Jan. 5, 2019 (24-148)
147	Zack Crockett at S.D., Dec. 31, 1995 (13-147)
125	Egerrin James at K.C., Jan. 11, 2004 (26-125)
122	Joseph Addai vs. K.C., Jan. 6, 2007 (25-122)
116	Tom Matte vs. NYJ, Jan. 12, 1969* (11-116)
116	Norm Bulaich vs. Cin, Dec. 26, 1970 (25-116)

Opp:

209	Lamar Smith at Mia, Dec. 30, 2000 (40-209)
176	Priest Holmes at K.C., Jan. 11, 2004 (24-176)

166	LeGarrette Blount at N.E., Jan. 11, 2014
162	Eddie George vs. Ten, Jan. 16, 2000 (26-162)
153	Franco Harris at Pit, Dec. 27, 1975 (27-153)
148	LeGarrette Blount at N.E., Jan. 18, 2015
144	Corey Dillon at N.E., Jan. 16, 2005 (23-144)

HIGHEST AVERAGE (MIN. 15 CARRIES)

CAREER:

8.1	Zack Crockett, 1995-97
5.9	Marlon Mack, 2017-18
4.4	John Unitas, 1956-72
4.2	Alan Ameche, 1955-60
4.2	Tom Matte, 1961-72
4.2	Dominic Rhodes, 2001-06, 2008, 2010

GAME:

Colts:

11.3	Zack Crockett at S.D., Dec. 31, 1995
10.6	Tom Matte vs. NYJ, Jan. 12, 1969*
6.2	Marlon Mack at Hou, Jan. 5, 2019
5.5	Jerry Hill at Cle, Dec. 29, 1968

Opp:

7.5	Thomas Jones vs. Chi, Feb. 4, 2007*
7.3	Franco Harris vs. Pit, Dec. 19, 1976
7.3	Priest Holmes at K.C., Jan. 11, 2004

MOST RUSHING TOUCHDOWNS

CAREER:

5	Egerrin James, 1999-05
4	Joseph Addai, 2006-11
3	Tom Matte, 1961-72
3	Peyton Manning, 1998-11

GAME:

Colts:

3	Tom Matte at Cle, Dec. 29, 1968
2	Alan Ameche at NYG, Dec. 28, 1958
2	Egerrin James at K.C., Jan. 11, 2004
2	Norm Bulaich vs. Oak, Jan. 3, 1971
2	Don Nottingham at Cle, Dec. 26, 1971
2	Ron Lee vs. Oak, Dec. 24, 1977
2	Zack Crockett at S.D., Dec. 31, 1995

Opp:

4	LeGarrette Blount at N.E., Jan. 11, 2014
3	LeGarrette Blount at N.E., Jan. 18, 2015
2	Reggie Harrison vs. Pit, Dec. 19, 1976
2	Jerome Bettis at Pit, Dec. 29, 1996
2	Kordell Stewart at Pit, Dec. 29, 1996
2	Lamar Smith at Mia, Dec. 30, 2000
2	LaMont Jordan at N.Y. Jets, Jan. 4, 2003
2	Priest Holmes at K.C., Jan. 11, 2004
2	Darren Sproles at S.D., Jan. 3, 2009
2	LaDainian Tomlinson vs. NYJ, Jan. 8, 2011

LONGEST RUSH

LONGEST RUSH

Colts:

66t	Zack Crockett at S.D., Dec. 31, 1995
58t	Tom Matte vs. NYJ, Jan. 12, 1969*
36t	Dominic Rhodes vs. Chi, Feb. 4, 2007*

Opp:

73t	LeGarrette Blount at N.E., Jan. 11, 2014
68t	Eddie George vs. Ten, Jan. 16, 2000
52	Thomas Jones vs. Chi, Feb. 4, 2007*
50	Franco Harris vs. Pit, Dec. 19, 1976

LONGEST RUSHING TOUCHDOWN

LONGEST RUSHING TOUCHDOWN

Colts:

66t	Zack Crockett at S.D., Dec. 31, 1995
33t	Zack Crockett at S.D., Dec. 31, 1995
13t	Ron Lee vs. Oak, Dec. 24, 1977
12t	Tom Matte at Cle, Dec. 27, 1968

Opp:

73t	LeGarrette Blount at N.E., Jan. 11, 2014
-----	--



PLAYOFF INDIVIDUAL



69t	Eddie George vs. Ten, Jan. 16, 2000
36t	Tyreek Hill at K.C., Jan. 12, 2019
31t	Jon Witman at Pit, Dec. 29, 1996
30t	Clarence Davis vs. Oak, Dec. 24, 1977

PASSING

MOST ATTEMPTS

CAREER:

718	Peyton Manning, 1998-11
328	Andrew Luck, 2012-18
226	John Unitas, 1956-72

GAME:

Colts:

54	Andrew Luck at Bal, Jan. 6, 2013 (28-54-288-0-1)
48	Peyton Manning vs. S.D., Jan. 13, 2008 (33-48-402-3-2)
47	Peyton Manning at N.E., Jan. 18, 2004 (23-47-237-1-4)
47	Peyton Manning vs. N.E., Jan. 21, 2007 (27-47-349-1-1)
46	Philip Rivers at Buf, Jan. 9, 2021 (27-46-309-2-0)
45	Peyton Manning vs. N.O., Feb. 7, 2010* (31-45-333-1-1)
45	Andrew Luck vs. K.C., Jan. 4, 2014 (29-45-443-4-3)
44	Peyton Manning vs. Bal, Jan. 16, 2010 (30-44-246-2-1)
44	Andrew Luck vs. Cin, Jan. 4, 2015 (31-44-376-1-0)
43	Andrew Luck at Den, Jan. 11, 2015 (27-43-265-2-2)

Opp:

47	Stan Humphries at S.D., Dec. 31, 1995 (23-47-292-2-4)
46	Alex Smith vs. K.C., Jan. 4, 2014 (30-46-363-4-0)
46	Peyton Manning vs. Den, Jan. 11, 2015 (26-46-211-1-0)
44	Joe Kapp vs. Min, Dec. 22, 1968 (26-44-287-2-2)
41	Neil O'Donnell at Pit, Jan. 14, 1996 (25-41-205-1-1)
41	Patrick Mahomes at K.C., Jan. 19, 2019 (27-41-278-0-0)
40	Kenny Stabler vs. Oak, Dec. 24, 1977 (21-40-345-3-2)

MOST COMPLETIONS

CAREER:

453	Peyton Manning, 1998-11
185	Andrew Luck, 2012-18
120	John Unitas, 1956-72

GAME:

Colts:

33	Peyton Manning vs. S.D., Jan. 13, 2008 (33-48-402-3-2)
31	Peyton Manning vs. N.O., Feb. 7, 2010* (31-45-333-1-1)
31	Andrew Luck vs. Cin, Jan. 4, 2015 (31-44-376-1-0)
30	Peyton Manning vs. K.C., Jan. 6, 2007 (30-38-268-1-3)
30	Peyton Manning vs. Bal, Jan. 16, 2010 (30-44-246-2-1)

Opp:

32	Drew Brees vs. N.O., Feb. 7, 2010* (32-39-288-2-0)
30	Alex Smith vs. K.C., Jan. 4, 2014 (30-46-363-4-0)
27	Patrick Mahomes at K.C., Jan. 12, 2019 (27-41-278-0-0)
26	Joe Kapp vs. Min, Dec. 22, 1968 (26-44-287-2-2)
26	Peyton Manning vs. Den, Jan. 11, 2015 (26-46-211-1-0)
26	Josh Allen at Buf, Jan. 9, 2021 (26-35-324-2-0)
25	Neil O'Donnell at Pit, Jan. 14, 1996 (25-41-205-1-1)
24	Jake Plummer vs. Den, Jan. 9, 2005 (24-34-284-2-1)

MOST YARDS

CAREER:

5389	Peyton Manning, 1998-11
2,254	Andrew Luck, 2012-18
1663	John Unitas, 1956-72

GAME:

Colts:

458	Peyton Manning vs. Den, Jan. 9, 2005 (27-33-458-4-1)
436	Andrew Luck vs. K.C., Jan. 4, 2014 (29-45-436-4-3)
402	Peyton Manning vs. S.D., Jan. 13, 2008 (33-48-402-3-2)
377	Peyton Manning vs. Den., Jan. 4, 2004 (22-26-377-5-0)
377	Peyton Manning vs. N.Y. Jets, Jan. 24, 2010 (26-39-377-3-0)
376	Andrew Luck vs. Cin, Jan. 4, 2015 (31-44-376-1-0)
349	John Unitas at N.Y. Giants, Dec. 28, 1958 (26-40-349-1-1)
349	Peyton Manning vs. N.E., Jan. 21, 2007 (27-47-349-1-1)

Opp:

363	Alex Smith vs. K.C., Jan. 4, 2014 (30-46-363-4-0)
345	Kenny Stabler vs. Oak, Dec. 24, 1977 (21-40-345-3-2)
324	Josh Allen at Buf, Jan. 9, 2021 (26-35-324-2-0)
292	Stan Humphries at S.D., Dec. 31, 1995 (23-47-292-2-4)
288	Drew Brees vs. N.O., Feb. 7, 2010* (32-39-288-2-0)

HIGHEST COMPLETION PERCENTAGE

(MIN. 50 ATT/CAREER, 15 ATT/GAME)

CAREER:

63.1	Peyton Manning, 1998-11
56.4	Andrew Luck, 2012-18
53.1	John Unitas, 1956-72

GAME:

Colts:

84.6	Peyton Manning vs. Den, Jan. 4, 2004 (22-26-377-5-0)
81.8	Peyton Manning vs. Den, Jan. 9, 2005 (27-33-458-4-1)
78.9	Peyton Manning vs. K.C., Jan. 6, 2007 (30-38-268-1-3)

Opp:

82.1	Drew Brees vs. N.O., Feb. 7, 2010* (32-39-288-2-0)
77.8	Terry Bradshaw vs. Pit, Dec. 19, 1976 (14-18-264-3-0)
76.7	Jake Plummer vs. Den, Jan. 4, 2004 (23-30-181-1-2)

MOST TOUCHDOWN PASSES

CAREER:

29	Peyton Manning, 1998-11
12	Andrew Luck, 2012-18
7	John Unitas, 1956-72

GAME:

Colts:

5	Peyton Manning vs. Den, Jan. 4, 2004 (22-26-377-5-0)
4	Peyton Manning vs. Den, Jan. 2005 (27-33-458-4-1)
4	Andrew Luck vs. K.C., Jan. 4, 2014 (29-45-436-4-3)
3	Peyton Manning at K.C., Jan. 11, 2004 (22-30-304-3-0)
3	Peyton Manning vs. S.D., Jan. 13, 2008 (33-48-402-3-2)
3	Peyton Manning vs. N.Y. Jets, Jan. 24, 2010 (26-39-377-3-0)

Opp:

4	Alex Smith vs. K.C., Jan. 4, 2014 (30-46-363-4-0)
3	Frank Ryan at Cle, Dec. 27, 1964 (11-18-206-3-1)
3	Terry Bradshaw vs. Pit, Dec. 19, 1976 (14-18-264-3-0)
3	Kenny Stabler vs. Oak, Dec. 24, 1977(21-40-345-3-2)
3	Bernie Kosar at Clew, Jan. 9, 1988 (20-31-229-3-1)
3	Chad Pennington at N.Y. Jets, Jan. 4, 2003 (19-25-222-3-0)
3	Philip Rivers vs. S.D., Jan. 13, 2008 (14-19-264-3-1)
3	Tom Brady at N.E., Jan. 18, 2015 (23-35-226-3-1)
2	(9 times) Last: Josh Allen at Buf, Jan. 9, 2021 (26-35-324-2-0)

MOST PASSES HAD INTERCEPTED

CAREER:

19	Peyton Manning, 1998-11
13	Andrew Luck, 2012-18
10	John Unitas, 1956-72

GAME:

Colts:

4	Peyton Manning at N.E., Jan. 18, 2004 (23-47-237-1-4)
4	Andrew Luck at N.E., Jan. 11, 2014 (20-41-331-2-4)
3	Earl Morrall vs. N.Y. Jets, Jan. 12, 1969* (6-17-71-0-3)
3	John Unitas at Mia, Jan. 2, 1972 (20-36-224-0-3)
3	Peyton Manning vs. K.C., Jan. 6, 2007 (30-38-268-1-3)
3	Andrew Luck vs. K.C., Jan. 4, 2014 (29-45-436-4-3)
2	(9 times) Last: Andrew Luck at N.E., Jan. 18, 2015 (12-33-126-0-2)

Opp:

4	Stan Humphries at S.D., Dec. 31, 1995 (23-47-292-2-4)
3	George Blanda vs. Oak, Jan. 3, 1971 (17-32-271-2-3)
3	Craig Morton vs. Dal, Jan. 17, 1971* (12-26-127-1-3)
3	Bill Nelsen at Cle, Dec. 26, 1971 (9-21-104-0-3)
3	Steve Bono at K.C., Jan. 7, 1996 (11-25-122-1-1)
3	Jay Fiedler at Mia, Dec. 30, 2000 (19-34-185-1-3)



PLAYOFF INDIVIDUAL



LONGEST PASS PLAY

LONGEST PASS PLAY

Colts:

87t Peyton Manning to Brandon Stokley vs. Den, Jan. 4, 2004
 75t John Unitas to John Mackey vs. Dal, Jan. 17, 1971*
 72t Peyton Manning to Reggie Wayne at S.D., Jan. 3, 2009
 68t John Unitas to Ray Perkins vs. Oak, Jan. 3, 1972

Opp:

80t Mark Sanchez to Braylon Edwards vs. N.Y. Jets, Jan. 24, 2010
 79t Alex Smith to Donnie Avery vs. K.C., Jan. 4, 2014
 76t Terry Bradshaw to Frank Lewis vs. Pit, Dec. 19, 1976
 75t Bob Griese to Paul Warfield at Mia, Jan. 2, 1972

RECEIVING

MOST RECEPTIONS

CAREER:

93 Reggie Wayne, 2001-14
 65 Marvin Harrison, 1996-08
 64 Dallas Clark, 2003-11

GAME:

Colts:

13 T.Y. Hilton vs. K.C., Jan. 4, 2014 (13-224, 2 TDs)
 12 Raymond Berry at NYG, Dec. 28, 1958 (12-178, 1 TD)
 11 Pierre Garcon vs. NYJ, Jan. 24, 2010 (11-151, 1 TD)
 10 Reggie Wayne vs. Den, Jan. 9, 2005 (10-221, 2 TDs)
 10 Joseph Addai vs. Chi, Feb. 4, 2007* (10-66)
 10 Daniel Herron vs. Cin, Jan. 4, 2015 (10-85)
 9 Dallas Clark vs. K.C., Jan. 6, 2007 (9-103)
 9 Joseph Addai vs. S. D., Jan. 13, 2009 (9-67)
 9 Reggie Wayne at Bal, Jan. 6, 2013 (9-114)

Opp:

10 Ronnie Harmon at S.D., Dec. 31, 1995 (10-133)
 9 Bob Schnelker vs. NYG, Dec. 27, 1959 (9-175, 1 TD)
 9 Ray Rice vs. Bal, Jan. 16, 2010 (9-60)
 9 Julian Edelman at N.E., Jan. 18, 2015 (9-98)

MOST YARDS

CAREER:

1254 Reggie Wayne, 2001-14
 883 Marvin Harrison, 1996-08
 847 Dallas Clark, 2003-11

MOST YARDS GAME:

Colts:

224 T.Y. Hilton vs. K.C., Jan. 4, 2014 (13-224, 2 TDs)
 221 Reggie Wayne vs. Den, Jan. 9, 2005 (10-221, 2 TDs)
 178 Raymond Berry at NYG, Dec. 28, 1958 (12-178, 1 TD)
 151 Pierre Garcon vs. NYJ, Jan. 24, 2010 (11-151, 1 TD)
 148 Willie Richardson vs. Min, Dec. 22, 1968 (6-148)
 144 Brandon Stokley vs. Den, Jan. 4, 2004 (4-144)

Opp:

175 Bob Schnelker vs. NYG, Dec. 27, 1959 (9-175, 1 TD)
 150 Dwayne Bowe vs. K.C., Jan. 4, 2014 (8-150, 1 TD)
 145 Anquan Boldin at Bal, Jan. 6, 2013 (5-145, 1 TD)
 133 George Sauer vs. NYJ, Jan. 12, 1969* (8-133)
 133 Ronnie Harmon at S.D., Dec. 31, 1995 (10-133)
 130 Gary Collins at Cle, Dec. 27, 1964 (5-130, 3 TD)
 128 Stefon Diggs at Buf, Jan. 9, 2021 (6-128, 1TD)
 125 Paul Warfield at Mia, Jan. 2, 1972 (2-125, 1 TD)
 113 Cliff Branch vs. Oak, Dec. 24, 1977 (6-113)

HIGHEST AVERAGE

(MIN. 10 REC., 2 REC/GAME)

CAREER:

21.1 Eddie Hinton, 1969-72
 18.9 Lenny Moore, 1956-67
 18.9 Willie Richardson, 1963-69, 1971

GAME:

Colts:

42.0 Lenny Moore vs. NYG, Dec. 27, 1959 (3-126, 1 TD)

40.0 Ray Perkins vs. Oak, Jan. 3, 1971 (2-80, 1 TD)
 40.0 John Mackey vs. Dal, Jan. 17, 1971* (2-80, 1 TD)

Opp:

62.5 Paul Warfield at Mia, Jan. 2, 1972 (2-125, 1 TD)
 51.5 Frank Lewis vs. Pit, Dec. 19, 1976 (2-103, 1 TD)
 50.0 Braylon Edwards vs. NYJ, Jan. 24, 2010 (2-100, 1 TD)

MOST TOUCHDOWN RECEPTIONS

CAREER:

9 Reggie Wayne, 2001-14
 4 Dallas Clark, 2003-11
 3 Brandon Stokley, 2003-06
 3 Pierre Garcon, 2008-11
 3 T.Y. Hilton, 2012-21
 2 Austin Collie, 2009-12
 2 Marvin Harrison, 1996-08
 2 John Mackey, 1963-71
 2 Floyd Turner, 1994-95
 2 LaVon Brazill, 2012-13

GAME:

Colts:

2 Marvin Harrison vs. Den, Jan. 4, 2004
 2 Brandon Stokley vs. Den, Jan. 4, 2004
 2 Reggie Wayne vs. Den, Jan. 9, 2005
 2 T.Y. Hilton vs. K.C., Jan. 4, 2014
 2 LaVon Brazill at N.E., Jan. 11, 2014

Opp:

3 Gary Collins at Cle, Dec. 27, 1964
 3 Dave Casper vs. Oak, Dec. 24, 1977
 2 Lynn Swann vs. Pit, Dec. 19, 1976

LONGEST RECEPTION

COLTS:

87t Brandon Stokley from Peyton Manning vs. Den, Jan. 4, 2004
 75t John Mackey from John Unitas vs. Dal, Jan. 17, 1971*
 72t Reggie Wayne from Peyton Manning at S.D., Jan. 3, 2009
 68t Ray Perkins from John Unitas vs. Oak, Jan. 3, 1971
 64t T.Y. Hilton from Andrew Luck vs. K.C., Jan. 4, 2014
 60 Lenny Moore from John Unitas at NYG, Dec. 28, 1958

Opp:

80t Braylon Edwards from Mark Sanchez vs. N.Y. Jets, 1/24/2010
 79t Donnie Avery from Alex Smith vs. K.C., 1/4/2014
 76t Frank Lewis from Terry Bradshaw vs. Pit, 12/19/1976
 75t Paul Warfield from Bob Griese at Mia, 1/2/1972
 62t Kyle Rote from Charlie Conerly at N.Y. Giants, 12/28/1958
 56t Richie Anderson from Chad Pennington at N.Y. Jets, 1/4/2003
 56t Darren Sproles from Philip Rivers vs. S.D., 1/13/2008

YARDS FROM SCRIMMAGE

MOST ATTEMPTS

CAREER:

204 Joseph Addai, 2006-11
 185 Edgerrin James, 1999-05
 109 Dominic Rhodes, 2001-06, 2008, 2010

MOST ATTEMPTS GAME:

Colts:

32 Joseph Addai vs. K.C., Jan. 6, 2007 (25 rush/7 rec.)
 31 Daniel Herron at Den, Jan. 11, 2015 (23 rush/8 rec.)
 30 Lydell Mitchell at Pit, Dec. 27, 1975 (26 rush/4 rec.)
 29 Joseph Addai vs. Chi, Feb. 4, 2007* (19 rush/10 rec.)

Opp:

43 Lamar Smith at Mia, Dec. 30, 2000 (40 rush/3 rec.)
 34 Matt Snell vs. N.Y. Jets, Jan. 12, 1969* (30 rush/4 rec.)
 30 Jim Brown at Cle, Dec. 27, 1964 (27 rush/3 rec.)
 30 LeGarrette Blount at N.E., Jan. 18, 2015 (30 rush)
 30 Damien Williams at K.C., Jan. 12, 2019 (25 rush/5 rec.)



PLAYOFF INDIVIDUAL



MOST YARDS

CAREER:

1254 Reggie Wayne, 2001-14
919 Joseph Addai, 2006-11
883 Marvin Harrison, 1996-08

GAME:

Colts:
224 T.Y. Hilton vs. K.C., Jan. 4, 2014 (224 rec.)
221 Reggie Wayne vs. Den., Jan. 9, 2005 (221 rec.)
178 Raymond Berry at NYG, Dec. 28, 1958 (178 rec.)
157 Zack Crockett at S.D., Dec. 31, 1995 (147 rush/10 rec.)

Opp:

227 Lamar Smith at Mia, Dec. 30, 2000 (209 rush/18 rec.)
208 Priest Holmes at K.C., Jan. 11, 2004 (176 rush/32 rec.)
176 Eddie George vs. Ten., Jan. 16, 2000 (162 rush/14 rec.)
175 Bob Schnelker vs. NYG, Dec. 27, 1959 (175 rec.)

PUNTING

MOST PUNTS

CAREER:

60 David Lee, 1966-78
52 Hunter Smith, 1999-08
39 Pat McAfee, 2009-14

GAME:

Colts:
12 David Lee vs. Oak, Dec. 24, 1977
9 David Lee at Pit, Dec. 27, 1975
8 Tom Gilburg at G.B., Dec. 26, 1965
8 Chris Gardocki at Pit, Dec. 29, 1996

Opp:

9 Ron Widby vs. Dal., Jan. 17, 71*
8 Dave Lewis vs. Cin., Dec. 26, 1970
8 Ray Guy vs. Oak, Dec. 24, 77
8 Kevin Huber vs. Cin., Jan. 4, 2015

MOST PUNT YARDS

CAREER:

2397 David Lee, 1966-78
2288 Hunter Smith, 1999-08
1830 Pat McAfee, 2009-14

GAME:

Colts:
438 David Lee vs. Oak, Dec. 24, 1977
361 David Lee at Pit, Dec. 27, 1975
340 Hunter Smith vs. Ten., Jan. 16, 2000

Opp:

380 Kevin Huber vs. Cin., Jan. 4, 2015
377 Ron Widby vs. Dal., Jan. 17, 1971*
374 Ray Guy vs. Oak, Dec. 24, 1977
316 Mike Scifres at S.D., Jan. 3, 2009

HIGHEST PUNTING AVERAGE

(MIN. 2/CAREER, 3 ATT/GAME)

CAREER:

46.9 Pat McAfee, 2009-14
43.0 Rigoberto Sanchez, 2017-20
44.0 Hunter Smith, 1999-08
41.1 Chris Gardocki, 1995-97

GAME:

Colts:
52.8 Hunter Smith vs. N.E., Jan. 21, 2007 (4-211)
51.8 Pat McAfee at N.E., Jan. 11, 2014 (5-259)
51.5 Pat McAfee vs. Cin., Jan. 4, 2015 (4-206)
50.8 Raymond Brown at NYG, Dec. 28, 1958 (4-203)
50.0 Chris Gardocki at Pit, Jan. 14, 1996 (4-200)

Opp:

59.0 Mike Scifres vs. S.D., Jan. 13, 2008 (3-177)
52.7 Mike Scifres at S.D., Jan. 3, 2009 (6-316)
52.3 Dustin Colquitt vs. K.C., Jan. 6, 2007 (6-314)

MOST TOUCHBACKS

CAREER:

7 David Lee, 1966-78
6 Hunter Smith, 1999-08

MOST TOUCHBACKS GAME:

Colts:

2 David Lee at Pit, Dec. 27, 1975
2 Pat McAfee vs. Cin., Jan. 4, 2015
2 Rigoberto Sanchez at K.C., Jan. 12, 2019

Opp:

4 Sean Weatherford vs. NYJ, Jan. 8, 2011
3 Ray Guy vs. Oak, Dec. 24, 1977

MOST PUNTS BLOCKED

CAREER:

1 David Lee, 1966-78

GAME:

Colts:
1 David Lee vs. Oak, Dec. 24, 1977

Opp:

1 Dustin Colquitt at K.C., Jan. 12, 2019

LONGEST PUNT

GAME:

Colts:

68 Pat McAfee vs. Cin., Jan. 4, 2015
63 Hunter Smith at S.D., Jan. 3, 2009
60 Hunter Smith at S.D., Jan. 3, 2009
58 Rohn Stark at Cle., Jan. 9, 1988
58 Hunter Smith vs. N.E., Jan. 21, 2007
58 Pat McAfee at N.E., Jan. 11, 2014
58 Pat McAfee at N.E., Jan. 18, 2015

Opp:

67 Mike Scifres at S.D., Jan. 3, 2009
66 Dustin Colquitt vs. K.C., Jan. 6, 2007
66 Mike Scifres vs. S.D., Jan. 13, 2008

PUNT RETURNS

MOST RETURNS

CAREER:

15 Terrence Wilkins, 1999-01, 2003, 2006
13 Ron Gardin, 1970-71
12 Rick Volk, 1967-75

GAME:

Colts:

7 Ron Gardin vs. Cin., Dec. 26, 1970
5 Rick Volk at Mia, Jan. 2, 1972
5 Jahine Arnold at Pit, Dec. 29, 1996
5 Josh Cribbs vs. Cin., Jan. 4, 2015
4 (7 times) Last: T.J. Rushing vs. Bal., Jan. 16, 2010

Opp:

5 Neil Colzie vs. Oak, Dec. 24, 1977
5 Jahine Arnold at Pit, Dec. 29, 1996
5 Antwaan Randle El vs. Pit, Jan. 15, 2006
5 Tyreek Hill at K.C., Jan. 12, 2019
4 Tamarick Vanover at K.C., Jan. 7, 1996
4 Jacoby Jones at Bal., Jan. 6, 2013

MOST YARDS

CAREER:

167 Terrence Wilkins, 1999-01, 2003, 2006
79 T.J. Rushing, 2006-09
71 Ray Buchanan, 1993-96

GAME:

Colts:

52 Ray Buchanan at S.D., Dec. 31, 1995
46 T.J. Rushing vs. S.D., Jan. 13, 2008
42 Terrence Wilkins vs. Chi., Feb. 4, 2007*



PLAYOFF INDIVIDUAL



Opp:
77 Jahine Arnold at Pit, Dec. 29, 1996
72 Darren Sproles at S.D., Jan. 3, 2009
71 Leroy Kelly at Cle, Dec. 26, 1971
71 Julian Edelman at N.E., Jan. 18, 2015

HIGHEST AVERAGE

(MIN. 4 RETURNS, 2/GAME)

CAREER:
11.8 Ray Buchanan, 1993-96
11.1 Terrence Wilkins, 1999-01, 2003, 2006
10.3 Howard Stevens, 1975-77

GAME:
Colts:
26.0 Ray Buchanan at S.D., Dec. 31, 1995 (2-52)
15.3 T.J. Rushing vs. S.D., Jan. 13, 2008 (3-46)
14.0 Terrence Wilkins vs. Chi, Feb. 4, 2007* (3-42)

Opp:
24.0 Darren Sproles at S.D., Jan. 3, 2009 (3-72)
23.7 Leroy Kelly at Cle, Dec. 26, 1971 (3-71)
23.7 Julian Edelman at N.E., Jan. 18, 2015 (3-71)
17.7 Andre Hastings at Pit, Jan. 14, 1996 (3-53)

LONGEST RETURN

GAME:
Colts:
46 Ray Buchanan at S.D., Dec. 31, 1995
24 Terrence Wilkins vs. Ten, Jan. 16, 2000
22 T.J. Rushing vs. S.D., Jan. 13, 2008

Opp:
48 Leroy Kelly at Cle, Dec. 26, 1971
45 Julian Edelman at N.E., Jan. 18, 2015
34 Jacoby Jones at Bal, Jan. 6, 2013
33 Andre Hastings at Pit, Jan. 14, 1996

KICKOFF RETURNS

MOST RETURNS

CAREER:
20 Terrence Wilkins, 1999-00, 2003, 2006
19 Dominic Rhodes, 2001-06, 2008, 2010
12 Chad Simpson, 2008-09

GAME:
Colts:
6 Albert Bentley at Cle, Jan. 9, 1988
5 (6 times) Last: Chad Simpson vs. N.O., Feb. 7, 10*

Opp:
7 Dante Hall at K.C., Jan. 11, 2004
6 (4 times) Last: Ellis Hobbs vs. N.E., Jan. 21, 2007

MOST YARDS

CAREER:
417 Dominic Rhodes, 2001-06, 2008, 2010
386 Terrence Wilkins, 1999-01, 2003, 2006
258 Chad Simpson, 2008-09

GAME:
Colts:
134 Marshall Johnson vs. Oak, Dec. 24, 77
129 T.J. Rushing vs. S.D., Jan. 13, 2008
121 Dominic Rhodes at N.E., Jan. 18, 04
114 Albert Bentley at Cle, Jan. 9, 1988
111 Chad Simpson vs. N.O., Feb. 7, 10*

Opp:
220 Ellis Hobbs vs. N.E., Jan. 21, 2007
208 Dante Hall at K.C., Jan. 11, 2004
169 Carl Garrett vs. Oak, Dec. 24, 1977

HIGHEST AVERAGE

(MIN. 3/CAREER, 2/GAME)

CAREER:
44.7 Marshall Johnson, 1975-80
30.0 LaVon Brazill, 2012-13

29.0 Josh Cribbs, 2014
27.8 Preston Pearson, 1967-68
27.7 Charlie Pittman, 1971

GAME:

Colts:
44.7 Marshall Johnson vs. Oak, Dec. 24, 1977 (3-136, 1 TD)
33.5 Josh Cribbs vs. Cin, Jan. 4, 2015 (2-67)
30.0 LaVon Brazill vs. K.C., Jan. 4, 2014 (3-90)
29.5 Preston Pearson vs. NYJ, Jan. 12, 1969* (2-59)
29.0 Charlie Pittman at Mia, Jan. 2, 1972 (2-58)
29.0 Chad Simpson vs. NYJ Jan. 24, 2010 (3-83)

Opp:
36.7 Ellis Hobbs vs. N.E., Jan. 21, 2007 (6-220)
33.8 Carl Garrett vs. Oak, Dec. 24, 1977 (5-169)
30.0 Phil King vs. N.Y. Giants Dec. 27, 1959 (2-60)
30.0 Jacoby Jones at Baltimore Jan. 6, 2013 (2-60)

LONGEST RETURN

GAME:

Colts:
87t Marshall Johnson vs. Oak, Dec. 24, 1977
38 Charlie Pittman at Mia, Jan. 2, 1972
38 Albert Bentley at Cle, Jan. 9, 1988
38 Josh Cribbs vs. Cin, Jan. 4, 2015

Opp:
92t Dante Hall at K.C., Jan. 11, 2004
92t Devin Hester vs. Chi, Feb. 4, 2007*
80 Ellis Hobbs vs. N.E., Jan. 21, 2007

SACKS

CAREER:

9 Dwight Freenev, 2002-12
6.5 Robert Mathis, 2003-14
3 Larry Triplett, 2002-05
3 **Kenny Moore II, 2017-20**

GAME:

2 Dwight Freenev vs. K.C., Jan. 6, 2007
2 Dwight Freenev at S.D., Jan. 3, 2009
2 Robert Mathis at S.D., Jan. 3, 2009
2 **Kenny Moore II at K.C., Jan. 19, 2019**

INTERCEPTIONS

MOST INTERCEPTIONS

CAREER:

5 Jerry Logan, 1963-72
5 Rick Volk, 1967-75
4 Antoine Bethea, 2006-13
3 Mike Curtis, 1965-75
3 Kelvin Hayden, 2005-10

GAME:

Colts:
2 Johnny Sample vs. NYG, Dec. 27, 1959
2 Rick Volk at Cle, Dec. 26, 1971
2 Bruce Laird vs. Oak, Dec. 24, 1977
2 Jason Belsler at S.D., Dec. 31, 1995
2 Chad Cota at Mia, Dec. 30, 2000
2 David Macklin vs. Den, Jan. 4, 2004

Opp:

3 Ty Law at N.E., Jan. 18, 2004
2 Randy Beverly vs. NYJ, Jan. 12, 1969*
2 Chuck Howley vs. Dal, Jan. 17, 1971*
2 Ty Law vs. K.C., Jan. 6, 2007
2 Ed Reed at Bal, Jan. 13, 2007
2 Husain Abdullah vs. K.C., Jan. 4, 2014



PLAYOFF INDIVIDUAL



MOST RETURN YARDS

CAREER:

112 Rick Volk, 1967-75
76 Johnny Sample, 1958-60
72 Eugene Daniel, 1984-96

GAME:

Colts:

76 Johnny Sample vs. NYG, Dec. 27, 1959
68 Jason Belser at S.D., Dec. 31, 1995
67 Lloyd Mumphord at Pit, Dec. 27, 1975

Opp:

74 Tracy Porter vs. N.O., Feb. 7, 2010*
62 Dick Anderson at Mia, Jan. 2, 1971
48 Frank Minnifield at Cle, Jan. 9, 1988

HIGHEST AVERAGE (MINIMUM 3)

CAREER:

22.4 Rick Volk, 1967-75
20.0 Kelvin Hayden, 2005-10
13.2 Jerry Logan, 1963-72

GAME (MIN. 2):

Colts:

38.0 Johnny Sample vs. NYG, Dec. 27, 1959
34.0 Jason Belser at S.D., Dec. 31, 1995
33.5 Lloyd Mumphord at Pit, Dec. 27, 1975

Opp:

21.5 Ty Law vs. K.C., Jan. 6, 2007
11.0 Chuck Howley vs. Dal, Jan. 17, 1971*

LONGEST RETURN-TD RETURNS

GAME:

Colts:

61t Bruce Laird vs. Oak, Dec. 24, 1977
59t Eugene Daniel at Pit, Dec. 29, 1996
58t Lloyd Mumphord at Pit, Dec. 27, 1975
56t Kelvin Hayden vs. Chi, Feb. 4, 2007*
42t Johnny Sample vs. NYG, Dec. 27, 1959

Opp:

74t Tracy Porter vs. N.O., Feb. 7, 2010*
62t Dick Anderson at Mia, Jan. 2, 1972
48t Frank Minnifield at Cle, Jan. 9, 1988
39t Asante Samuel vs. N.E., Jan. 21, 2007
38t Ed Reed vs. Bal, Jan. 16, 2010

FUMBLES

FUMBLE RETURNS FOR TOUCHDOWNS

Colts:

60 Mike Curtis vs. Min, Dec. 22, 1968
25 Don Shinnick at G.B., Dec. 26, 1965

Opp:

93 Andy Russell at Pit, Dec. 27, 1975



PLAYOFF TEAM



SCORING

POINTS

MOST POINTS

Colts:

49 vs. Den, Jan. 9, 2005
 45 vs. K.C., Jan. 4, 2014
 41 vs. Den, Jan. 4, 2004
 38 at K.C., Jan. 11, 2004
 38 vs. N.E., Jan. 21, 2007
 35 at S.D., Dec. 31, 1995

Opp:

45 at N.E., Jan. 18, 2015
 44 vs. K.C., Jan. 4, 2014
 43 at N.E., Jan. 11, 2014
 42 at Pit, Dec. 29, 1996
 41 at N.Y. Jets, Jan. 4, 2003
 40 vs. Pit, Dec. 19, 1976
 38 at Cle, Jan. 9, 1988
 37 vs. Oak, Dec. 24, 1977

FEWEST POINTS

Colts:

0 at Cle, Dec. 27, 1964
 0 at Mia, Jan. 2, 1972
 0 at N.Y. Jets, Jan. 4, 2003
 3 at N.E., Jan. 16, 2005

Opp:

0 at Cle, Dec. 29, 1968
 0 vs. Cin, Dec. 26, 1970
 3 at Cle, Dec. 26, 1971
 3 vs. Bal, Jan. 16, 2010

MOST POINTS BOTH TEAMS

89 vs. K.C., Jan. 4, 2014 (Colts 45, Chiefs 44)
 73 vs. Den, Jan. 9, 2005 (Colts 49, Broncos 24)
 72 vs. N.E., Jan. 21, 2007 (Colts 38, Patriots 34)
 69 at K.C., Jan. 11, 2004 (Colts 38, Chiefs 31)
 68 vs. Oak, Dec. 24, 1977 (Raiders 37, Colts 31, 2 OT)
 65 at N.E., Jan. 11, 2014 (Patriots 43, Colts 22)
 59 at Cle, Jan. 9, 1988 (Browns 38, Colts 21)

FEWEST POINTS BOTH TEAMS

17 vs. Cin, Dec. 26, 1970 (Colts 17, Bengals 0)
 17 at K.C., Jan. 7, 1996 (Colts 10, Chiefs 7)
 21 at Mia, Jan. 2, 1972 (Dolphins 21, Colts 0)
 21 at Bal, Jan. 13, 2007 (Colts 15, Ravens 6)
 23 (5 times) Last: vs. Bal, Jan. 16, 2010 (Colts 20, Ravens 3)

TOUCHDOWNS

MOST TOUCHDOWNS

Colts:

7 vs. Den, Jan. 9, 2005
 6 vs. K.C., Jan. 4, 2014
 5 at S.D., Dec. 31, 1995
 5 vs. Den, Jan. 4, 2004
 5 at K.C., Jan. 11, 2004

Opp:

6 at N.E., Jan. 11, 2014
 6 at N.E., Jan. 18, 2015
 5 vs. Pit, Dec. 19, 1976
 5 vs. Oak, Dec. 24, 1977
 5 at Cle, Jan. 9, 1988
 5 at Pit, Dec. 29, 1996
 5 at NYJ, Jan. 4, 2003
 5 vs. K.C., Jan. 4, 2014
 4 (6 times) Last: at K.C., Jan. 12, 2019

MOST RUSHING TOUCHDOWNS

Colts:

4 at Cle, Dec. 29, 1968
 3 at S.D., Dec. 31, 1995
 3 vs. Den, Jan. 9, 2005
 2 (7 times) Last: vs. N.E., Jan. 21, 2007

Opp:

6 at N.E., Jan. 11, 2014
 5 at Pit, Dec. 29, 1996
 3 at Pit, Dec. 27, 1975
 3 at S.D., Jan. 3, 2009
 3 at N.E., Jan. 18, 2015
 3 at K.C., Jan. 12, 2019
 2 (7 times) Last: vs. N.Y. Jets, Jan. 8, 2011

MOST PASSING TOUCHDOWNS

Colts:

5 vs. Den, Jan. 4, 2004
 4 vs. Den, Jan. 9, 2005
 4 vs. K.C., Jan. 4, 2014
 4 at K.C., Jan. 11, 2004
 3 vs. S.D., Jan. 13, 2008
 3 vs. NYJ, Jan. 24, 2010

Opp:

4 vs. K.C., Jan. 4, 2014
 3 at Cle, Dec. 27, 1964
 3 vs. Pit, Dec. 19, 1976
 3 vs. Oak, Dec. 24, 1977
 3 at Cle, Jan. 9, 1988
 3 at NYJ, Jan. 4, 2003
 3 vs. S.D., Jan. 13, 2008
 3 at N.E., Jan. 18, 2015

MOST DEFENSIVE TOUCHDOWNS

Colts:

1 vs. N.Y. Giants, Dec. 28, 1958
 1 at G.B., Dec. 26, 1965
 1 vs. Min, Dec. 22, 1968
 1 vs. Oak, Dec. 24, 1977
 1 at Pit, Dec. 29, 1996
 1 vs. Chi, Feb. 4, 2007*
 1 at K.C., Jan. 12, 2019

Opp:

1 vs. Mia, Jan. 2, 1972
 1 vs. Pit, Dec. 27, 1975
 1 at Cle, Jan. 9, 1988
 1 vs. N.E., Jan. 21, 2007
 1 vs. N.E., Feb. 7, 2010*

PATS

MOST PATS/ATTEMPTS

Colts:

7/7 vs. Den, Jan. 9, 2005
 6/6 vs. K.C., Jan. 4, 2014
 5/5 at S.D., Dec. 31, 1995
 5/5 vs. Den, Jan. 4, 2004
 5/5 at K.C., Jan. 11, 2004

Opp:

6/6 at N.E., Jan. 18, 2015
 5/5 at Cle, Jan. 9, 1988
 5/5 at NYJ, Jan. 4, 2003
 5/5 vs. K.C., Jan. 4, 2014
 5/5 at N.E., Jan. 11, 2014
 4/5 vs. Pit, Dec. 19, 1976
 4/4 (8 times) Last: at K.C., Jan. 12, 2019

FIELD GOALS

MOST FIELD GOALS

Colts:

5 at Bal, Jan. 13, 2007
 4 vs. Cin, Jan. 4, 2015
 3 (9 times) Last: at Bal, Jan. 6, 2013

Opp:

5 at N.E., Jan. 18, 2004
 4 vs. Ten, Jan. 16, 2000
 3 vs. N.Y. Giants, Dec. 27, 1959
 3 vs. N.Y. Jets, Jan. 12, 1969*
 3 vs. N.O., Feb. 7, 2010*
 3 vs. K.C., Jan. 4, 2014



PLAYOFF TEAM



MOST FIELD GOAL ATTEMPTS

Colts:

5	at Bal, Jan. 13, 2007
4	(6 times) Last: vs. Cin, Jan. 4, 2015

Opp:

5	at N.E., Jan. 18, 2004
4	vs. Ten, Jan. 16, 2000
3	(9 times) Last: vs. K.C., Jan. 4, 2014

YARDS

MOST NET YARDS

Colts:

536	vs. K.C., Jan. 4, 2014
530	vs. Den, Jan. 9, 2005
482	vs. Cin, Jan. 4, 2015
479	vs. Den, Jan. 4, 2004
472	at Buf, Jan. 9, 2021
461	vs. NYJ, Jan. 24, 2010
455	vs. N.E., Jan. 21, 2007
452	at NYG, Dec. 28, 1958

Opp:

526	vs. Pit, Dec. 19, 1976
513	vs. K.C., Jan. 4, 2014
491	vs. Oak, Dec. 24, 1977
439	at Bal, Jan. 6, 2013
434	at Mia, Dec. 30, 2000
433	at K.C., Jan. 12, 2019
429	at S.D., Dec. 31, 1995
419	at N.E., Jan. 11, 2014
411	vs. S.D., Jan. 13, 2008

FEWEST NET YARDS

Colts:

146	at Pit, Dec. 29, 1996
154	at Pit, Dec. 27, 1975
170	vs. Pit, Dec. 19, 1976
175	at G.B., Dec. 26, 1965
176	at NYJ, Jan. 4, 2003

Opp:

126	vs. K.C., Jan. 6, 2007
139	vs. Cin, Dec. 26, 1970
165	at Cle, Dec. 26, 1971

PLAYS

TOTAL PLAYS

MOST PLAYS

Colts:

87	at Bal, Jan. 6, 2013
83	at NYG, Dec. 28, 1958
82	vs. Oak, Dec. 24, 1977
81	vs. Chi, Feb. 4, 2007*
80	vs. K.C., Jan. 6, 2007
80	vs. N.E., Jan. 21, 2007

Opp:

89	vs. Oak, Dec. 24, 1977
84	at Mia, Dec. 30, 2000
81	at G.B., Dec. 26, 1965
80	at S.D., Dec. 31, 1995
80	vs. K.C., Jan. 4, 2014
78	at K.C., Jan. 12, 2019
76	at N.E., Jan. 18, 2015
75	vs. Min, Dec. 22, 1968

FEWEST PLAYS

Colts:

46	at NYJ, Jan. 4, 2003
47	at Cle, Dec. 27, 1964
52	at Pit, Dec. 29, 1996
52	at N.E., Jan. 18, 2015
53	vs. Min, Dec. 22, 1968
53	vs. Pit, Dec. 19, 1976

Opp:

45	at Mia, Jan. 2, 1972
45	vs. K.C., Jan. 6, 2007
46	vs. Cin, Dec. 26, 1970
48	vs. Chi, Feb. 4, 2007*
51	at Bal, Jan. 13, 2007

MOST PLAYS BOTH TEAMS

171	vs. Oak, Dec. 24, 1977 (Raiders 89, Colts 82)
145	at N.E., Jan. 18, 2004 (Colts 76, Patriots 69)
145	vs. K.C., Jan. 4, 2014 (Colts 65, Chiefs 80)
143	at Bal, Jan. 6, 2013 (Colts 87, Ravens 56)
143	at K.C., Jan. 12, 2019 (Colts 56, Chiefs 87)
141	at G.B., Dec. 26, 1965 (Packers 81, Colts 60)
139	at Mia, Dec. 30, 2000 (Dolphins 84, Colts 55)
139	vs. N.E., Jan. 21, 2007 (Colts 80, Patriots 59)
139	at S.D., Jan. 3, 2009 (Chargers 74, Colts 65)
139	at Den, Jan. 11, 2015 (Colts 71, Broncos 68)

FEWEST PLAYS BOTH TEAMS

107	at Cle, Dec. 27, 1964 (Browns 60, Colts 47)
112	vs. Cin, Dec. 26, 1970 (Colts 66, Bengals 46)
112	vs. Den, Jan. 4, 2004 (Broncos 58, Colts 54)
113	at Mia, Jan. 2, 1972 (Colts 68, Dolphins 45)
115	vs. Dal, Jan. 17, 1971* (Cowboys 59, Colts 56)
115	at NYJ, Jan. 4, 2003 (Jets 69, Colts 46)

FIRST DOWNS

MOST

Colts:

32	vs. N.E., Jan. 21, 2007
29	vs. S.D., Jan. 13, 2008
28	vs. K.C., Jan. 6, 2007
27	(5 times) Last: at Buf, Jan. 9, 2021

Opp:

30	vs. K.C., Jan. 4, 2014
29	vs. Pit, Dec. 19, 1976
29	at K.C., Jan. 12, 2019
28	vs. Oak, Dec. 24, 1977
28	at N.E., Jan. 18, 2015
27	at S.D., Dec. 31, 1995
26	at Mia, Dec. 30, 2000
26	at NYJ, Jan. 4, 2003
26	at S.D., Jan. 3, 2009

FEWEST

Colts:

8	at Pit, Dec. 29, 1996
9	at G.B., Dec. 26, 1965
10	at Pit, Dec. 19, 1976
10	at NYJ, Jan. 4, 2003
11	at Cle, Dec. 27, 1964

Opp:

7	vs. Cin, Dec. 26, 1970
7	vs. K.C., Jan. 6, 2007
10	at NYG, Dec. 28, 1958
10	vs. Dal, Jan. 17, 1971*
11	at Cle, Dec. 26, 1971
11	vs. Chi, Feb. 4, 2007*

MOST BOTH TEAMS

58	vs. K.C., Jan. 4, 2014 (Colts 28, Chiefs 30)
51	at K.C., Jan. 11, 2004 (Colts 27, Chiefs 24)
50	vs. Oak, Dec. 24, 1977 (Raiders 28, Colts 22)
49	vs. N.E., Jan. 21, 2007 (Colts 32, Patriots 17)
49	vs. S.D., Jan. 13, 2008 (Colts 29, Chargers 20)
49	at Buf, Jan. 9, 2021 (Colts 27, Bills 22)
48	at Cle, Jan. 9, 1988 (Browns 25, Colts 23)

FEWEST BOTH TEAMS

23	vs. Cin, Dec. 26, 1970 (Colts 16, Bengals 7)
24	vs. Dal, Jan. 17, 1971* (Colts 14, Cowboys 10)
26	at Pit, Dec. 27, 1975 (Steelers 16, Colts 10)
27	at Cle, Dec. 26, 1971 (Colts 16, Browns 11)
28	at Bal, Jan. 13, 2007 (Colts 15, Ravens 13)



PLAYOFF TEAM



MOST RUSHING

Colts:

13	at Cle, Dec. 29, 1968
13	vs. K.C., Jan. 6, 2007
12	vs. Cin, Dec. 26, 1970
12	vs. Chi, Feb. 4, 2007*
10	vs. Oak, Dec. 24, 1977
10	at S.D., Dec. 31, 1995
10	at K.C., Jan. 11, 2004
10	at Hou, Jan. 5, 2019
10	at Buf, Jan. 9, 2021

Opp:

16	at Pit, Dec. 29, 1996
16	at Mia, Dec. 30, 2000
14	at N.E., Jan. 18, 2015
13	at Pit, Dec. 27, 1975
13	at NYJ, Jan. 4, 2003
13	at N.E., Jan. 11, 2014
12	vs. Pit, Dec. 19, 1976
12	at K.C., Jan. 12, 2019

FEWEST RUSHING

Colts:

0	at Pit, Dec. 29, 1996
0	at N.E., Jan. 16, 2005
2	vs. Min, Dec. 22, 1968
2	at NYJ, Jan. 4, 2003
3	vs. NYG, Dec. 27, 1959
3	vs. Ten, Jan. 16, 2000
3	vs. Bal, Jan. 16, 2010
3	at N.E., Jan. 11, 2014

Opp:

2	at Cle, Dec. 29, 1968
2	vs. Cin, Dec. 26, 1970
2	vs. K.C., Jan. 6, 2007
2	vs. Bal, Jan. 16, 2010
3	at NYG, Dec. 28, 1958
3	vs. Chi, Feb. 4, 2007*
3	vs. N.O., Feb. 7, 2010*

MOST PASSING

Colts:

23	vs. K.C., Jan. 4, 2014
21	vs. S.D., Jan. 13, 2008
20	vs. N.E., Jan. 21, 2007
19	vs. NYJ, Jan. 24, 2010
18	vs. Den, Jan. 9, 2005
17	at NYG, Dec. 28, 1958
17	vs. Den, Jan. 4, 2004
17	at K.C., Jan. 11, 2004
17	at N.E., Jan. 16, 2005
17	at Buf, Jan. 9, 2021

Opp:

20	at S.D., Dec. 31, 1995
17	vs. Min, Dec. 22, 1968
17	vs. Oak, Dec. 24, 1977
16	vs. N.O., Feb. 7, 2010*
16	vs. K.C., Jan. 4, 2014
16	at Buf, Jan. 9, 2021
15	vs. Pit, Dec. 19, 1976
15	at N.E., Jan. 18, 2004

FEWEST PASSING

Colts:

2	at G.B., Dec. 26, 1965
4	at Cle, Dec. 27, 1964
4	vs. Cin, Dec. 26, 1970
4	at Pit, Dec. 27, 1975
6	vs. Dal, Jan. 17, 1971*

Opp:

3	at Pit, Dec. 27, 1975
4	at Mia, Jan. 2, 1972
5	(5 times) Last: vs. K.C., Jan. 6, 2007

MOST BY PENALTY

Colts:

4	vs. Dal, Jan. 17, 1971*
4	vs. Pit, Dec. 19, 1976
4	vs. Oak, Dec. 24, 1977
4	vs. S.D., Jan. 13, 2008
4	at N.E., Jan. 18, 2015
3	(6 times) Last: at Bal, Jan. 6, 2013

Opp:

3	at Cle, Dec. 27, 1964
3	at G.B., Dec. 26, 1965
3	vs. Oak, Dec. 24, 1977
3	at Pit, Jan. 14, 1996
3	vs. Pit, Jan. 15, 2006
3	at S.D., Jan. 3, 2009
3	at Den, Jan. 11, 2015
3	at K.C., Jan. 12, 2019
2	(6 times) Last: vs. S.D., Jan. 13, 2008

RUSHING

RUSHING YARDS

MOST YARDS

Colts:

200	at Hou, Jan. 5, 2019
191	vs. Chi, Feb. 4, 2007*
188	vs. K.C., Jan. 6, 2007
187	vs. Oak, Dec. 24, 1977
184	at Cle, Dec. 29, 1968
178	at S.D., Dec. 31, 1995

Opp:

258	at Mia, Dec. 30, 2000
234	at N.E., Jan. 11, 2014
231	at Pit, Dec. 29, 1996
225	vs. Pit, Dec. 19, 1976
211	at Pit, Dec. 27, 1975
210	at N.E., Jan. 16, 2005

FEWEST YARDS

Colts:

41	at Pit, Dec. 29, 1996
42	vs. Bal, Jan. 16, 2010
44	vs. S.D., Jan. 13, 2008
46	at N.E., Jan. 16, 2005
50	vs. Min, Dec. 22, 1968

Opp:

44	vs. K.C., Jan. 6, 2007
51	vs. N.O., Feb. 7, 2010*
56	at Cle, Dec. 29, 1968
63	vs. Cin, Dec. 26, 1970
69	at Cle, Dec. 26, 1971

ATTEMPTS

MOST ATTEMPTS

Colts:

50	vs. Oak, Dec. 24, 1977
47	at G.B., Dec. 26, 1965
47	vs. Cin, Dec. 26, 1970
43	at Cle, Dec. 26, 1971
42	vs. Chi, Feb. 4, 2007*

Opp:

51	at Pit, Dec. 29, 1996
48	at Mia, Dec. 30, 2000
47	vs. Oak, Dec. 24, 1977
46	at N.E., Jan. 11, 2014
43	vs. NYJ, Jan. 12, 1969*
43	at Pit, Dec. 27, 1975

FEWEST ATTEMPTS

Colts:

14	at N.Y. Jets, 1/4/2003
14	vs. Pit, 1/15/2006
14	at K.C., 1/12/2019



PLAYOFF TEAM



15 at Pit, 12/29/1996
 15 at N.E., 1/16/2005
 18 vs. S.D., 1/13/2008
 19 vs. N.O., 2/7/2010*
 19 vs. K.C., 1/4/2014
 19 at N.E., 1/18/2015

Opp:

16 at Hou, 1/5/2019
 17 vs. K.C., 1/6/2007
 18 vs. N.O., 2/7/2010*
 19 vs. Chi, 2/4/2007*
 19 vs. Bal, 1/16/2010
 20 at Bal, 1/13/2007
 20 at Den, 1/11/2015

MOST ATTEMPTS BOTH TEAMS

97 vs. Oak, Dec. 24, 1977 (Colts 50, Raiders 47)
 86 at G.B., Dec. 26, 1965 (Colts 47, Packers 39)
 84 at Pit, Dec. 27, 1975 (Steelers 43, Colts 41)
 71 at Mia, Dec. 30, 2000 (Dolphins 48, Colts 23)

FEWEST ATTEMPTS BOTH TEAMS

37 vs. N.O., Feb. 7, 2010* (Colts 19, Saints 18)
 44 vs. Bal, Jan. 16, 2010 (Colts 25,
 45 vs. Den, Jan. 9, 2005 (Colts 24, Broncos 21)
 46 vs. Cin, Jan. 4, 2015 (Colts 21, Bengals 25)
 47 at Pit, Jan. 14, 1996 (Steelers 24, Colts 23)
 47 at K.C., Jan. 12, 2019 (Colts 14, Chiefs 33)
 48 vs. S.D., Jan. 13, 2008 (Chargers 30, Colts 18)
 48 vs. Den, Jan. 11, 2015 (Broncos 20, Colts 28)

PASSING

YARDS

MOST YARDS

Colts:

458 vs. Den, Jan. 9, 2005
 436 vs. K.C., Jan. 4, 2014
 402 vs. S.D., Jan. 13, 2008
 394 vs. Den, Jan. 4, 2004
 377 vs. NYJ, Jan. 24, 2010
 368 vs. Cin, Jan. 4, 2015
 349 at NYG, Dec. 28, 1958
 349 vs. N.E., Jan. 21, 2007

Opp:

345 vs. Oak, Dec. 24, 1977
 363 vs. K.C., Jan. 4, 2014
 312 vs. S.D., Jan. 13, 2008
 308 vs. Pit, Dec. 19, 1976
 302 vs. NYJ, Jan. 24, 2010
 288 vs. N.O., Feb. 7, 2010*

FEWEST YARDS

Colts:

40 at G.B., Dec. 26, 1965
 95 at Cle, Dec. 27, 1964
 100 at Pit, Dec. 27, 1975
 112 at K.C., Jan. 7, 1996
 126 at N.E., Jan. 18, 2015
 137 at NYJ, Jan. 4, 2003

Opp:

93 vs. Cin, Dec. 26, 1970
 103 at Pit, Dec. 27, 1975
 107 vs. K.C., Jan. 6, 2007
 112 vs. Ten, Jan. 16, 2000

MOST YARDS BOTH TEAMS

799 vs. K.C., Jan. 4, 2014 (Colts 436, Chiefs 363)
 742 vs. Den, Jan. 9, 2005 (Colts 458, Broncos 284)
 714 vs. S.D., Jan. 13, 2008 (Colts 402, Chargers 312)
 679 vs. N.Y. Jets, Jan. 24, 2010 (Colts 377, Jets 302)
 633 at Buf, Jan. 9, 2021 (Colts 309, Bills 324)
 621 vs. N.O., Feb. 7, 2010* (Colts 333, Saints 288)
 606 at N.E., Jan. 18, 2015 (Colts 209, Patriots 397)

581 vs. N.E., Jan. 21, 2007 (Colts 349, Patriots 232)

FEWEST YARDS BOTH TEAMS

203 at Pit, Dec. 27, 1975 (Steelers 103, Colts 100)
 238 vs. Cin, Dec. 26, 1970 (Colts 145, Bengals 93)
 264 at K.C., Jan. 7, 1996 (Chiefs 152, Colts 112)
 274 at Cle, Dec. 26, 1971 (Colts 143, Browns 131)

ATTEMPTS

MOST ATTEMPTS

Colts:

54 at Bal, Jan. 6, 2013
 48 vs. S.D., Jan. 13, 2008
 47 at N.E., Jan. 18, 2004
 47 vs. N.E., Jan. 21, 2007
 46 at Buf, Jan. 9, 2021
 45 vs. N.O., Feb. 7, 2010*
 45 vs. K.C., Jan. 4, 2014
 44 vs. Bal, Jan. 16, 2010
 44 vs. Cin, Jan. 4, 2015

Opp:

49 at Hou, Jan. 5, 2019
 47 at S.D., Dec. 31, 1995
 46 vs. K.C., Jan. 4, 2014
 46 at Den, Jan. 11, 2015
 44 vs. Min, Dec. 22, 1968
 41 at G.B., Dec. 26, 1965
 41 at Pit, Jan. 14, 1996
 41 at K.C., Jan. 12, 2019
 40 vs. Oak, Dec. 24, 1977

FEWEST ATTEMPTS

Colts:

12 at G.B., Dec. 26, 1965
 17 vs. Cin, Dec. 26, 1970
 20 at Cle, Dec. 27, 1964
 21 at Cle, Dec. 26, 1971

Opp:

8 at Mia, Jan. 2, 1972
 13 at Pit, Dec. 27, 1975
 18 at NYG, Dec. 28, 1958
 18 at Cle, Dec. 27, 1964
 21 vs. Oak, Jan. 3, 1971

MOST ATTEMPTS BOTH TEAMS

91 vs. K.C., Jan. 4, 2014 (Colts 45, Chiefs 46)
 89 at Den, Jan. 11, 2015 (Colts 43, Broncos 46)
 84 at N.E., Jan. 18, 2004 (Colts 47, Patriots 37)
 84 vs. N.O., Feb. 7, 2010* (Colts 45, Saints 39)
 81 vs. N.E., Jan. 21, 2007 (Colts 47, Patriots 34)
 81 at Hou, Jan. 5, 2019 (Colts 32, Texans 49)
 81 at Buf, Jan. 9, 2021 (Colts 46, Bills 35)
 79 vs. Bal, Jan. 16, 2010 (Colts 44, Ravens 35)
 79 vs. Cin, Jan. 4, 2015 (Colts 44, Bengals 35)
 78 at S.D., Jan. 3, 2009 (Colts 42, Chargers 36)
 77 at Bal, Jan. 6, 2013 (Colts 54, Ravens 23)
 77 at K.C., Jan. 12, 2019 (Colts 36, Chiefs 41)

FEWEST ATTEMPTS BOTH TEAMS

35 at Pit, Dec. 27, 1975 (Colts 22, Steelers 13)
 38 at Cle, Dec. 27, 1964 (Colts 20, Browns 18)
 38 vs. Cin, Dec. 26, 1970 (Bengals 21, Colts 17)
 44 at Mia, Jan. 2, 1972 (Colts 36, Dolphins 8)
 48 (2 times) Last: at Cle, Dec. 26, 1971 (Browns 27, Colts 21)

COMPLETIONS

MOST COMPLETIONS

Colts:

33 vs. S.D., Jan 13, 2008
 31 vs. K.C., Jan. 6, 2007
 31 vs. N.O., Feb. 7, 2010*
 31 vs. Cin, Jan. 4, 2015
 30 vs. Bal, Jan. 16, 2010
 29 vs. K.C., Jan. 4, 2014
 28 at Bal, Jan. 6, 2013
 27 vs. Den, Jan. 9, 2005



PLAYOFF TEAM



27 at N.E., Jan. 16, 2005
 27 vs. N.E., Jan. 21, 2007
 27 at Den, Jan. 11, 2015
 27 at Buf, Jan. 9, 2021

Opp:

32 vs. N.O., Feb. 7, 2010*
 30 vs. K.C., Jan. 4, 2014
 29 at Hou, Jan. 5, 2019
 27 at K.C., Jan. 12, 2019
 26 vs. Min, Dec. 22, 1968
 26 at Den, Jan. 11, 2015
 26 at Buf, Jan. 9, 2021
 25 at Pit, Jan. 14, 1996
 24 vs. Den, Jan. 9, 2005

FEWEST COMPLETIONS

Colts:

5 at G.B., Dec. 26, 1965
 6 vs. Cin, Dec. 26, 1970
 8 at Pit, Dec. 27, 1975
 11 (4 times) Last: vs. Pit, Dec. 19, 1976

Opp:

4 at Mia, Jan. 2, 1972
 8 vs. Cin, Dec. 26, 1970
 8 at Pit, Dec. 27, 1975
 11 at Cle, Dec. 27, 1964

MOST COMPLETIONS BOTH TEAMS

63 vs. N.O., Feb. 7, 2010* (Saints 32, Colts 31)
 59 vs. K.C., Jan. 4, 2014 (Colts 29, Chiefs 30)
 53 at Den, Jan. 11, 2015 (Colts 27, Broncos 26)
 53 at Buf, Jan. 9, 2021 (Colts 27, Bills 26)
 51 vs. Den, Jan. 9, 2005 (Colts 27, Broncos 24)
 51 at Bal, Jan. 6, 2013 (Colts 28, Ravens 23)
 50 vs. S.D., Jan. 13, 2008 (Colts 33, Chargers 17)
 50 vs. Bal, Jan. 16, 2010 (Colts 30, Ravens 20)
 49 vs. Den, Jan. 4, 2004 (Colts 26, Broncos 23)
 49 vs. Cin, Jan. 4, 2015 (Colts 31, Bengals 18)

FEWEST COMPLETIONS BOTH TEAMS

14 vs. Cin, Dec. 26, 1970 (Bengals 8, Colts 6)
 16 at Pit, Dec. 27, 1975 (Colts 8, Steelers 8)
 22 vs. Dal, Jan. 9, 1966# (Cowboys 15, Colts 7)
 23 at Cle, Dec. 27, 1964 (Colts 12, Browns 11)
 23 vs. Dal, Jan. 17, 1971* (Cowboys 12, Colts 11)

TOUCHDOWNS

MOST TOUCHDOWNS

Colts:

5 vs. Den, Jan. 4, 2004
 4 vs. Den, Jan. 9, 2005
 4 vs. K.C., Jan. 4, 2014
 3 at K.C., Jan. 11, 2004
 3 vs. S.D., Jan. 13, 2008
 3 vs. NYJ, Jan. 24, 2010

Opp:

4 vs. K.C., Jan. 4, 2014
 3 (6 times) Last: at N.E., Jan. 18, 2015

SACKS

MOST TIMES SACKED

Colts:

6/50 vs. Oak, Dec. 24, 1977
 5/45 vs. Pit, Dec. 19, 1976
 5/43 vs. Pit, Jan. 15, 2006
 5/28 at Pit, Dec. 27, 1975
 4/35 at NYG, Dec. 28, 1958
 4/35 vs. Min, Dec. 22, 1968
 4/35 at Pit, Dec. 29, 1996

Opp:

5/48 vs. Oak, Jan. 3, 1971
 5/35 at Cle, Dec. 26, 1971
 4/34 at Cle, Dec. 29, 1968
 4/27 at S.D., Jan. 3, 2009
 4/25 vs. K.C., Jan. 6, 2007

4/25 at K.C., Jan. 12, 2019

MOST YARDS LOST ATTEMPTING TO PASS

Colts:

57 vs. NYG, Dec. 28, 1958
 50 vs. Oak, Dec. 24, 1977
 45 vs. Pit, Dec. 19, 1976
 43 vs. Pit, Jan. 15, 2006

Opp:

48 vs. Oak, Jan. 3, 1971
 45 vs. NYG, Dec. 27, 1959
 35 at Cle, Dec. 26, 1971
 34 at Cle, Dec. 29, 1968

INTERCEPTIONS

MOST INTERCEPTIONS

Colts:

4 vs. NYJ, Jan. 12, 1969*
 4 at N.E., Jan. 18, 2004
 4 at N.E., Jan. 11, 2014
 3 vs. Dal, Jan. 17, 1971*
 3 at Mia, Jan. 2, 1972
 3 vs. K.C., Jan. 6, 2007
 3 vs. K.C., Jan. 4, 2014

Opp:

4 at S.D., Dec. 31, 1995
 3 (6 times) Last: at Mia, Dec. 30, 2000

PUNTING

PUNTS

MOST

Colts:

13 vs. Oak, Dec. 24, 1977
 9 at Pit, Dec. 27, 1975
 8 at G.B., Dec. 26, 1965
 8 at Pit, Dec. 29, 1996
 7 at K.C., Jan. 12, 2019

Opp:

9 vs. Dal, Jan. 17, 1971*
 8 vs. Cin, Dec. 26, 1970
 8 vs. Oak, Dec. 24, 1977
 8 vs. Cin, Jan. 4, 2015
 6 (8 times) Last: at Den, Jan. 11, 2015

FEWEST

Colts:

0 vs. Den, Jan. 4, 2004
 0 at K.C., Jan. 11, 2004
 1 at N.E., Jan. 18, 2004
 1 vs. S.D., Jan. 13, 2008
 1 vs. K.C., Jan. 4, 2014

Opp:

0 at K.C., Jan. 11, 2004
 1 vs. Pit, Dec. 19, 1976
 1 at Cle, Jan. 9, 1988
 2 (7 times) Last: vs. K.C., Jan. 4, 2014

YARDS

MOST YARDS

Colts:

438 vs. Oak, Dec. 24, 1977
 361 at Pit, Dec. 27, 1975
 340 vs. Ten, Jan. 16, 2000
 339 at Pit, Dec. 29, 1996
 338 at K.C., Jan. 12, 2019
 330 at G.B., Dec. 26, 1965

Opp:

380 vs. Cin, Jan. 4, 2015
 377 vs. Dal, Jan. 17, 1971*
 374 vs. Oak, Dec. 24, 1977
 316 at S.D., Jan. 3, 2009
 314 vs. K.C., Jan. 6, 2007
 313 vs. Cin, Dec. 26, 1970



PLAYOFF TEAM



AVERAGE

HIGHEST AVERAGE

Colts:

52.8	vs. N.E., Jan. 21, 2007
51.8	at N.E., Jan. 11, 2014
51.5	vs. Cin, Jan. 4, 2015
50.8	at NYG, Dec. 28, 1958
50.0	at Pit, Jan. 14, 1996
49.6	at N.E., Jan. 18, 2015
49.0	vs. S.D., Jan. 13, 2008
48.6	vs. Ten, Jan. 16, 2000

Opp:

59.0	vs. S.D., Jan. 13, 2008
52.7	at S.D., Jan. 3, 2009
52.3	vs. K.C., Jan. 6, 2007
52.0	vs. Ten, Jan. 16, 2000
51.4	vs. N.E., Jan. 21, 2007

PENALTIES

PENALTIES

MOST

Colts:

10	at Den, Jan. 11, 2015
10	at K.C., Jan. 12, 2019
9	vs. Pit, Jan. 15, 2006
9	at S.D., Jan. 3, 2009
9	vs. Cin, Jan. 4, 2015
8	vs. Oak, Dec. 24, 1977
7	vs. Pit, Dec. 19, 1976
7	at Cle, Jan. 9, 1988
7	vs. Ten, Jan. 16, 2000

Opp:

12	vs. Pit, Dec. 19, 1976
10	vs. Dal, Jan. 17, 1971*
10	vs. S.D., Jan. 13, 2008
9	vs. Ten, Jan. 16, 2000
9	at Bal, Jan. 6, 2013

FEWEST

Colts:

1	at Mia, Dec. 30, 2000
1	at K.C., Jan. 11, 2004
1	vs. NYJ, Jan. 24, 2010
2	vs. Oak, Jan. 3, 1971
2	at Mia, Jan. 2, 1972
2	at NYJ, Jan. 4, 2003
2	vs. NYJ, Jan. 8, 2011
2	at Hou, Jan. 5, 2019

Opp:

1	vs. Cin, Dec. 26, 1970
1	at Mia, Jan. 2, 1972
2	(6 times) Last: at Den, Jan. 11, 2015

MOST BOTH TEAMS

19	vs. Pit, Dec. 19, 1976 (Steelers 12, Colts 7)
16	vs. Ten, Jan. 16, 2000 (Titans 9, Colts 7)
16	at K.C., Jan. 12, 2019 (Colts 10, Chiefs 6)
15	vs. Oak, Dec. 24, 1977 (Colts 8, Raiders 7)
15	vs. S.D., Jan. 13, 2008 (Chargers 10, Colts 5)
15	vs. Cin, Jan. 4, 2015 (Colts 9, Bengals 6)
14	vs. Dal, Jan. 17, 1971* (Cowboys 10, Colts 4)
14	at Bal, Jan. 6, 2013 (Ravens 9, Colts 5)

FEWEST BOTH TEAMS

3	at Mia, Jan. 2, 1972 (Colts 2, Dolphins 1)
4	vs. Oak, Jan. 3, 1971 (Colts 2, Raiders 2)
5	(5 times) Last: vs. NYJ, Jan. 8, 2011 (Jets 3, Colts 2)

YARDS

MOST YARDS

Colts:

82	vs. Oak, Dec. 24, 1977
75	at Cle, Jan. 9, 1988
74	at S.D., Jan. 3, 2009
70	at K.C., Jan. 12, 2019
67	vs. Pit, Jan. 15, 2006
67	at Den, Jan. 11, 2015
66	vs. Cin, Jan. 4, 2015
63	vs. Cin, Dec. 26, 1970

Opp:

133	vs. Dal, Jan. 17, 1971*
88	vs. Pit, Dec. 19, 1976
79	vs. S.D., Jan. 13, 2008
78	vs. Ten, Jan. 16, 2000
70	at Bal, Jan. 6, 2013
67	at Hou, Jan. 5, 2019

FEWEST YARDS

Colts:

5	at K.C., Jan. 11, 2004
5	vs. NYJ, Jan. 24, 2010
10	vs. Oak, Jan. 3, 1971
10	at Mia, Dec. 30, 2000
10	at NYJ, Jan. 4, 2003
10	vs. NYJ, Jan. 8, 2011
10	at Buf, Jan. 9, 2021
15	at NYG, Dec. 28, 1958
15	at Cle, Dec. 29, 1968

Opp:

5	vs. Cin, Dec. 26, 1970
7	at Buf, Jan. 9, 2021
8	vs. Pit, Jan. 15, 2006
8	at Den, Jan. 11, 2015
12	at Mia, Jan. 2, 1972
13	vs. K.C., Jan. 6, 2007
15	at N.E., Jan. 18, 2004
15	vs. NYJ, Jan. 8, 2011
15	vs. K.C., Jan. 4, 2014

MOST YARDS BOTH TEAMS

164	vs. Dal, Jan. 17, 1971* (Cowboys 133, Colts 31)
147	vs. Pit, Dec. 19, 1976 (Steelers 88, Colts 59)
147	vs. Oak, Dec. 24, 1977 (Colts 82, Raiders 65)
138	vs. Ten, Jan. 16, 2000 (Titans 78, Colts 60)
133	vs. S.D., Jan. 13, 2008 (Chargers 79, Colts 54)
124	at K.C., Jan. 12, 2019 (Colts 70, Chiefs 54)
114	at S.D., Jan. 3, 2009 (Colts 74, Chargers 40)

FEWEST YARDS BOTH TEAMS

17	at Buf, Jan. 9, 2021 (Colts 10, Bills 7)
25	vs. NYJ, Jan. 8, 2011 (Jets 15, Colts 10)
30	vs. Oak, Jan. 3, 1971 (Raiders 20, Colts 10)
32	at Mia, Jan. 2, 1972 (Colts 20, Dolphins 12)
34	vs. K.C., Jan. 4, 2014 (Colts 19, Chiefs 15)
35	at K.C., Jan. 11, 2004 (Chiefs 30, Colts 5)
35	at N.E., Jan. 18, 2004 (Colts 20, Patriots 15)

FUMBLES

MOST FUMBLES

Colts:

5	vs. Dal, Jan. 17, 1971* (5/4)
4	at K.C., Jan. 7, 1996 (4/0)
3	vs. Den, Jan. 4, 2004 (3/1)
3	at N.E., Jan. 16, 2005 (3/2)
3	at Bal, Jan. 13, 2007 (3/0)

Opp:

6	at NYG, Dec. 28, 1958 (6/4)
6	at Cle, Dec. 26, 1971 (6/2)
4	vs. Oak, Dec. 24, 1977 (4/2)
4	vs. Chi, Feb. 4, 2007* (4/3)
3	at G.B., Dec. 26, 1965 (3/2)



PLAYOFF TEAM



- 3 at Pit, Dec. 27, 1975 (3/2)
- 3 vs. Bal, Jan. 16, 2010 (3/2)
- 3 at N.E., Jan. 11, 2014
- 3 at K.C., Jan. 12, 2019 (3/1)

MOST FUMBLES LOST

Colts:

- 4 vs. Dal, Jan. 17, 1971* (5/4)
- 2 (5 times) Last: vs. Chi, Feb. 4, 2007* (2/2)

Opp:

- 4 at NYG, Dec. 28, 1958 (6/4)
- 3 vs. Chi, Feb. 4, 2007* (4/3)
- 2 (8 times) Last: at Bal, Jan. 6, 2013 (2/2)

FEWEST FUMBLES

Colts:

- 0 (13 times) Last: at Hou, Jan. 5, 2019
- 1 (18 times) Last: at Buf, Jan. 9, 2021

Opp:

- 0 (9 times) Last: at Hou, Jan. 5, 2019
- 1 (21 times) Last: at Buf, Jan. 9, 2021

FEWEST FUMBLES LOST

Colts:

- 0 (27 times) Last: at Buf, Jan. 9, 2021
- 1 (16 times) Last: at K.C., Jan. 12, 2019

Opp:

- 0 (21 times) Last: at Buf, Jan. 9, 2021
- 1 (19 times) Last: at K.C., Jan. 12, 2019

MOST FUMBLES BOTH TEAMS

- 8 at NYG, Dec. 28, 1958 (Giants 6, Colts 2)
- 8 at Cle, Dec. 26, 1971 (Browns 6, Colts 2)
- 6 vs. Dal, Jan. 17, 1971* (Colts 5, Cowboys 1)
- 6 vs. Chi, Feb. 4, 2007* (Bears 4, Colts 2)
- 5 (3 times) Last: at Bal, Jan. 13, 2007

FEWEST FUMBLES BOTH TEAMS

- 0 at Mia, Dec. 30, 2000
- 0 vs. N.O., Feb. 7, 2010*
- 0 at Hou, Jan. 5, 2019
- 1 (11 times) Last: at N.E., Jan. 18, 2015 (Colts 1)
- 2 (10 times) Last: at Buf, Jan. 9, 2021 (Colts 1, Bills 1)

MOST FUMBLES LOST BOTH TEAMS

- 6 at NYG, Dec. 28, 1958 (Giants 4, Colts 2)
- 5 vs. Dal, Jan. 17, 1971* (Colts 4, Cowboys 1)
- 5 vs. Chi, Feb. 4, 2007* (Bears 3, Colts 2)
- 4 at Cle, Dec. 26, 1971 (Colts 2, Browns 2)
- 3 (4 times) Last: at Bal, Jan. 6, 2013 (Ravens 2, Colts 1)

FEWEST FUMBLES LOST BOTH TEAMS

- 0 (16 times) Last: at Buf, Jan. 9, 2021
- 1 (12 times) Last: at Den, Jan. 11, 2015 (Broncos 1)



OPPONENTS BEST GAMES



BEST

SCORING

MOST POINTS

33	Paul Hornung at G.B., Oct. 8, 1961
30	Jim Brown vs. Cle, Nov. 1, 1959
30	Paul Hornung vs. G.B., Dec. 12, 1965
24	Marshall Faulk at StL, Dec. 30, 2001
24	Jonas Gray vs. N.E., Nov. 16, 2014
24	Leonard Fournette vs. T.B., Nov. 28, 2021

MOST KICK-SCORING POINTS

24	Jason Myers vs. NYJ, Oct. 14, 2018
18	Nate Kaeding vs. S.D., Nov. 28, 2010
18	Ryan Succop at Ten, Oct. 16, 2017
17	Greg Davis at S.D., Oct. 26, 1997
17	John Hall vs. NYJ, Dec. 23, 2001
17	Shayne Graham at Hou, Dec. 16, 2012
16	Curt Knight at Was, Nov. 18, 1973
16	Jason Staurovsky vs. N.E., Dec. 3, 1989
16	Doug Pelfrey vs. Cin, Sept. 3, 1995
16	Ollindo Mare vs. Mia, Dec. 31, 2006
16	Nick Novak vs. Hou, Dec. 11, 2016

MOST TOUCHDOWNS

5	Jim Brown vs. Cle, Nov. 1, 1959
5	Paul Hornung vs. G.B., Dec. 12, 1965
4	Paul Hornung at G.B., Oct. 8, 1961
4	Marshall Faulk at StL, Dec. 30, 2001
4	Jonas Gray vs. N.E., Nov. 16, 2014
4	Leonard Fournette vs. T.B., Nov. 28, 2021

MOST PATS

8	John Kasay at N.O., Oct. 23, 2011
8	Stephen Gostkowski at N.E., Nov. 18, 2012
7	George Blanda at Chi, Oct. 21, 1956
7	Fred Cox at Min, Sept. 28, 1969
7	Shaun Suisham at Pit, Oct. 26, 2014

MOST PAT ATTEMPTS

8	George Blanda at Chi, Oct. 21, 1956
8	John Kasay at N.O., Oct. 23, 2011
8	Roger Leclerc vs. Chi, Nov. 25, 1962
7	Fred Cox at Min, Sept. 28, 1969
7	Shaun Suisham at Pit, Oct. 26, 2014
7	Jason Myers at Jax, Dec. 13, 2015

MOST FIELD GOALS

7	Jason Meyers at NYJ, Oct. 14, 2018
5	Curt Knight at Was, Nov. 18, 1973
5	Jason Staurovsky at N.E., Dec. 3, 1989
5	Doug Pelfrey vs. Cin, Sept. 3, 1995
5	Greg Davis at S.D., Oct. 26, 1997
5	John Hall vs. NYJ, Dec. 23, 2001
5	Ollindo Mare vs. Mia, Dec. 31, 2006
5	Ryan Longwell at Min, Sept. 14, 2008
5	Billy Cundiff at Bal, Nov. 22, 2009
5	Nate Kaeding vs. S.D., Nov. 28, 2010
5	Shayne Graham at Hou, Dec. 16, 2012
5	Nick Novak vs. Hou, Dec. 11, 2016
5	Ryan Succop at Ten, Oct. 16, 2017

MOST FIELD GOAL ATTEMPTS

7	Jason Staurovsky at N.E., Dec. 3, 1989
7	Jason Meyers at NYJ, Oct. 14, 2018
6	Pat Leahy at NYJ, Nov. 29, 1981
6	Greg Davis at S.D., Oct. 26, 1997
6	Scott Norwood at Buf, Sept. 9, 1990
6	John Hall vs. NYJ, Dec. 23, 2001
6	Ryan Longwell at Min, Sept. 14, 2008
6	Billy Cundiff at Bal, Nov. 22, 2009

LONGEST FIELD GOAL

60	Rob Bironas at Ten, Dec. 3, 2006
59	Josh Scobee at Jax, Oct. 3, 2010
59	Sebastian Janikowski at Oak, Dec. 26, 2010
56	Chip Lohmiller vs. Was, Dec. 22, 1990
56	Kris Brown vs. Hou, Nov. 8, 2009

RUSHING

MOST ATTEMPTS

37	Jonas Gray vs. N.E., Nov. 16, 2014
35	Curtis Martin at N.E., Nov. 24, 1996
33	Rodney Hampton at NYG, Dec. 12, 1993
33	Fred Jackson at Buf, Jan. 3, 2010
33	Arian Foster at Hou, Sept. 12, 2010

MOST YARDS

231	Arian Foster at Hou, Sept. 12, 2010
226	Jamaal Charles at K.C., Dec. 23, 2012
216	Barry Sanders at Det, Nov. 23, 1997
212	Fred Jackson at Buf, Jan. 3, 2010
205	Dan Towler vs. L.A. Rams, Nov. 22, 1953

HIGHEST AVG. (7 ATT. MIN)

14.6	Dan Towler vs. L.A. Rams, Nov. 22, 1953
14.6	Fred Taylor at Jax, Dec. 10, 2006
13.6	T.J. Yeldon vs. Jax, Oct. 22, 2017
13.3	Floyd Reid vs. G.B., Oct. 31, 1953
12.7	Nick Pietrosante at Det, Oct. 23, 1960

LONGEST RUSH

86t	Jamaal Charles at K.C., Dec. 23, 2012
83t	Michael Turner vs. S.D., Dec. 18, 2005
81t	Rick Casares at Chi, Oct. 16, 1955
80t	Barry Sanders at Det, Nov. 23, 1997
78t	O.J. Simpson at Buf, Oct. 14, 1973
78t	Kenneth Davis at Buf, Oct. 6, 1991

MOST TOUCHDOWNS

5	Jim Brown vs. Cle, Nov. 1, 1959
4	Jonas Gray vs. N.E., Nov. 16, 2014

PASSING

MOST ATTEMPTS

62	Joe Namath at NYJ Oct. 18, 1970
57	Kyle Orton at Den, Sept. 26, 2010
52	Kurt Warner at Ari, Sept. 27, 2009
52	Eli Manning at NYG, Nov. 3, 2014
51	Steve Young at S.F., Oct. 18, 1998

MOST COMPLETIONS

40	Ben Roethlisberger at Pit Oct. 26, 2014
37	Kyle Orton at Den Sept. 26, 2010
37	Lamar Jackson at Bal Oct. 11, 2021
34	Joe Namath at NYJ Oct. 18, 1970
34	Tom Brady at NE Oct. 4, 2018
34	Ben Roethlisberger at Pit Dec. 27, 2020
33	Steve Young at S.F. Oct. 18, 1998
33	Seneca Wallace vs. Sea Oct. 4, 2009
33	Brian Hoyer vs. Chi Oct. 9, 2016
33	Alex Smith at Was Sept. 16, 2018
33	Deshawn Watson vs. Hou Dec. 21, 2020

MOST YARDS

522	Ben Roethlisberger at Pit Oct. 26, 2014
496	Joe Namath vs. NYJ Sept. 24, 1972
476	Kyle Orton at Den Sept. 26, 2010
469	Vinny Testaverde vs. T.B. Oct. 16, 1988
449	Joe Kapp at Min Sept. 28, 1969

HIGHEST COMP. PCT. (MIN. 20 ATT.)

95.0	Gardner Minshew at Jax, Sept. 13, 2020 (20-27)
90.0	Tony Romo at Dal, Dec. 21, 2014 (18-20)
88.6	Drew Brees at N.O., Nov. 23, 2011 (31-35)
86.4	Aaron Brooks at N.O., Nov. 18, 2001 (19-22)
86.2	Ken Stabler vs. Oak, Oct. 28, 1973 (25-29)
86.0	Lamar Jackson at Bal, Oct. 11, 2021 (37-43)
85.7	Ken Stabler at Hou, Sept. 21, 1980 (18-21)

LONGEST COMPLETION

99t	Karl Sweetan to Pat Studstill vs. Det, Oct. 16, 1966
95t	Todd Collins to Quinn Early vs. Buf, Dec. 1, 1996
92t	Roger Staubach to Tony Dorsett at Dal, Sept. 4, 1978
91t	Tom Brady to David Patten vs. N.E., Oct. 21, 2001
88t	Jim Plunkett to Randy Vataha vs. N.E., Dec. 19, 1971



OPPONENTS BEST GAMES



MOST TD PASSES

7	Joe Kapp at Min, Sept. 28, 1969
6	Joe Namath vs. NYJ, Sept. 24, 1972
6	Ben Roethlisberger at Pit, Oct. 26, 2014
5	Dan Fouts at S.D., Dec. 26, 1982
5	Mark Malone at Pit, Sept. 8, 1985
5	Drew Brees at N.O., Oct. 23, 2011

MOST INTERCEPTIONS

7	Zeke Bratkowski vs. Chi, Oct. 2, 1960
6	Norm Van Brocklin at L.A. Rams, Dec. 4, 1954
6	Joe Namath at NYJ, Oct. 18, 1970

MOST ATTS NO INTS (GAME)

51	Steve Young at S.F., Oct. 18, 1998
50	Blake Bortles vs. Jax, Oct. 4, 2015
49	Ben Roethlisberger at Pit, Oct. 26, 2014
49	Ben Roethlisberger at Pit, Dec. 27, 2020
48	Dan Marino at Mia, Sept. 15, 1985
47	Donovan McNabb at Phi, Nov. 10, 2002
47	Colt McCoy vs. Was Nov. 30, 2014

RECEPTIONS

MOST RECEPTIONS

21	Brandon Marshall vs. Den, Dec. 13, 2009
13	Al Toon vs. NYJ, Nov. 6, 1988
13	Calvin Johnson at Det, Dec. 2, 2012
13	Chris Thompson at Was, Sept. 16, 2018
12	Eddie Bell at NYJ, Oct. 18, 1970
12	Henry Ellard at L.A. Rams, Sept. 17, 1989
12	Keith Byars at Phi, Sept. 30, 1990
12	Ben Coates vs. N.E., Nov. 27, 1994
12	Jabar Gaffney at Den, Sept. 26, 2010
12	Andre Johnson vs. Hou, Dec. 30, 2012

MOST YARDS

231	Dave Parks vs. S.F., Oct. 3, 1965
230	Henry Ellard at L.A. Rams, Sept. 17, 1989
229	Andre Johnson vs. Hou, Nov. 3, 2013
210	Drew Hill vs. Hou, Dec. 22, 1985
206	Cris Collinsworth at Cin, Oct. 2, 1983

AVG. GAIN (3 REC. MIN)

50.3	Jack Snow vs. L.A. Rams, Oct. 15, 1967
48.0	Harlon Hill at Chi, Oct. 10, 1954
41.7	Stanley Morgan at N.E., Sept. 18, 1978
41.7	Raghib Ismail at Oak, Oct. 22, 1995
41.3	Nat Moore vs. Mia, Oct. 10, 1976

TOUCHDOWNS

3	(22 times) Last: Antonio Brown vs. Pit, Nov. 24, 2016
---	---

INTERCEPTIONS

MOST INTERCEPTIONS

3	Jim David vs. Det, Oct. 6, 1966
3	Jack Christiansen at Det, Nov. 7, 1953
3	Jack Butler vs. Pit, Nov. 3, 1957
3	Jim Kerr at Was, Nov. 26, 1961
3	Johnny Robinson vs. K.C., Sept. 28, 1970
3	Rich Sowells vs. NYJ, Sept. 23, 1973
3	Antonio Cromartie at S.D., Nov. 11, 2007

MOST RETURN YARDS

105	Henry Jones at Buf, Sept. 20, 1992
99	Aaron Rouse at G.B., Oct. 19, 2008
92	Erik McMillan at NYJ, Oct. 1, 1989
87	Bobby Dillon at G.B., Oct. 14, 1956
87	Dave Robinson vs. G.B., Dec. 12, 1965
87	Alfonzo Dennard at N.E., Nov. 18, 2012

LONGEST RETURN

99t	Aaron Rouse at G.B., Oct. 19, 2008
92t	Eric McMillan at NYJ, Oct. 1, 1989
87t	Dave Robinson vs. G.B., Dec. 12, 1965
87t	Alfonzo Dennard at N.E., Nov. 18, 2012
82t	Henry Jones at Buf, Sept. 20, 1992
82t	Chris Singleton vs. N.E., Nov. 15, 1992

TOUCHDOWNS

2	Henry Jones at Buf, Sept. 20, 1992
---	------------------------------------

PUNTING

MOST (GAME)

11	Steve O'Neal vs. NYJ, Sept. 19, 1971
11	Bob Grupp at K.C., Sept. 2, 1979
11	Chris Mohr at Buf, Oct. 6, 1996
11	Chad Stanley vs. Hou, Dec. 1, 2002
11	Kevin Huber vs. Cin, Oct. 19, 2014

MOST YARDS

558	Kevin Huber vs. Cin, Oct. 19, 2014
511	Bob Grupp at K.C., Sept. 2, 1979
487	Thomas Morstead vs. N.O., Oct. 25, 2015
450	Steve O'Neal vs. NYJ, Sept. 19, 1971
444	Chris Mohr at Buf, Oct. 6, 1996

BEST AVG. (4-MIN)

55.6	Tom Tupa vs. N.E., Sept. 7, 1997
55.5	Shane Lechler vs. Oak, Oct. 10, 2004
54.7	Brett Kern at Ten, Dec. 28, 2014
54.5	Shane Lechler at Hou, Oct. 9, 2014
53.8	Brad Nortman at Jax, Oct. 2, 2016

LONGEST PUNT

79	Chuck Ramsey vs. NYJ, Oct. 15, 1978
79	Brett Kern at Ten, Dec. 28, 2014
78	Brad Nortman at Jax, Oct. 2, 2016
76	Larry Barnes at S.F., Dec. 8, 1957
76	Bobby Walden at Min, Oct. 19, 67

PUNT RETURNS

MOST (GAME)

8	Rick Upchurch vs. Den, Oct. 22, 1978
8	Phil McConkey vs. S.D., Nov. 26, 1989
8	Marcus Murphy vs. N.O., Oct. 25, 2015
7	Danny Reece vs. T.B., Sept. 9, 1979
7	Dino Hall at Cle, Oct. 26, 1981
7	Willie Drewery at Hou, Nov. 23, 1986
7	Chris Hale at Buf, Sept. 20, 1992
7	Eric Guliford at Car, Dec. 3, 1995

MOST YARDS

145	Tavon Austin vs. Stl, Nov. 10, 2013
123	J.T. Smith at K.C. Nov. 2, 1980
117	Wes Welker vs. N.E. Nov. 15, 2009
117	Julian Edelman at N.E. Nov. 18, 2012
111	Antwaan Randle-El vs. Was Oct. 22, 2006

LONGEST RETURN

98t	Tavon Austin vs. Stl, 11/10/2013
91t	Nate Burleson vs. Min, 11/8/2004
87t	Antwaan Randle-El vs. Was, 10/22/2006
83t	Omar Bolden vs. Den, 11/8/2015
80t	Stanley Morgan at N.E., 11/18/1979

HIGHEST AVG. (2 MIN)

58.5	Julian Edelman at N.E., Nov. 18, 2012
55.5	Antwaan Randle-El vs. Was, Oct. 22, 2006
48	Nate Burleson vs. Min, Nov. 8, 2004
45.5	Jake Scott at Mia, Nov. 22, 1970
44	Willie Wood at G.B., Oct. 8, 1961

MOST FAIR CATCHES

6	Jaydon Mickens vs. Jax, Oct. 22, 2017
4	Kermit Alexander at S.F., Oct. 13, 1968
4	Thom Darden at Cle, Sept. 16, 1973
4	Rod Woodson vs. Pit, Oct. 6, 1991
4	Rod Woodson at Pit, Nov. 22, 1992
4	Walter Stanley at N.E., Dec. 6, 1992
4	Jeff Ogden at Mia, Dec. 17, 2000
4	Quan Cosby vs. Cin, Nov. 14, 2010
4	Keshawn Martin at Hou, Oct. 9, 2014
4	Corey Clement at Phi, Sept. 23, 2018
4	Chris Hogan vs. NYJ, Sept. 27, 2020



OPPONENTS BEST GAMES



KICKOFF RETURNS

MOST (GAME)

8	Allen Rossum at Phi, Nov. 21, 1999
8	Chris Johnson vs. Stl, Oct. 17, 2005
8	Tab Perry at Cin, Nov. 20, 2005

MOST YARDS

266	Jerome Mathis at Hou, Oct. 23, 2005
242	Jonathan Carter vs. NYJ, Nov. 16, 2003
233	Jerome Mathis at Hou, Sept. 23, 2007
211	Roell Preston vs. G.B., Nov. 16, 1997
206	Allen Carter vs. N.E., Dec. 21, 1975

LONGEST RETURN

106t	Brad Smith vs. NYJ, Dec. 27, 2009
103t	Tom Wilson vs. L.A. Rams, Nov. 25, 1956
103t	Herb Adderley at G.B., Nov. 18, 1962
103t	Justin Miller at NYJ, Oct. 1, 2006
102t	Curtis Brown at Buf, Sept. 24, 1978

LONGEST NON-SCORING RETURN

96 Joe Arenas at S.F., Dec. 16, 1956

HIGHEST AVG. (2 MIN)

67.3	Lenny Lyles at S.F., Dec. 18, 1960
62.0	Willie Galimore vs. Chi, Oct. 4, 1958
61.5	Tom Wilson vs. L.A. Rams, Nov. 25, 1956
60.0	Lance Rentzel at Min, Nov. 14, 1965

FUMBLE RETURNS

LONGEST

83t	Clayton Fejedelem vs. Cin, Sept. 9, 2018
80t	Phil Wise at NYJ, Dec. 2, 1973
78t	Darrell Green at Was, Nov. 7, 1993
75t	Derrol Ray at NYJ, Sept. 7, 1980



OPPONENTS CAREER BEST



MOST

SCORING

MOST POINTS

207	Pat Leahy, NYJ
143	Steve Christie, T.B./Buf
140	Josh Scobee, Jax
138	Paul Hornung, G.B.
122	Adam Vinatieri, N.E.
122	Rob Bironas, Ten

MOST TOUCHDOWNS (R-P-RT)

16	Paul Hornung, G.B. (13-3-0)
16	Andre Reed, Buf (0-16-0)
14	Stanley Morgan, N.E. (0-13-1)
14	Maurice Jones-Drew, Jax. (10-3-1)
13	Rick Casares, Chi (11-2-0)
13	Jim Taylor, G.B./N.O. (12-1-0)

MOST PATS

69	Pat Leahy, NYJ
52	John Smith, N.E.
47	Adam Vinatieri, N.E.
42	George Blanda, Chi/Oak

MOST PAT ATTEMPTS

74	Pat Leahy, NYJ
56	John Smith, N.E.
47	Adam Vinatieri, N.E.
44	Uwe Von Schamann, Mia
43	George Blanda, Chi/Oak
43	Garo Yepremian, Det/Mia

MOST FGS

46	Pat Leahy, NYJ
35	Steve Christie, T.B./Buf
35	Josh Scobee, Jax
31	Rob Bironas, Ten
27	Olindo Mare, Mia/N.O./Sea/Car

MOST FG ATTS

62	Pat Leahy, NYJ
45	Josh Scobee, Jax
44	Steve Christie, T.B./Buf
38	Rob Bironas, Ten
34	Garo Yepremian, Det/Mia

MOST CONSECUTIVE FGS

18	Tony Franklin, Phi/N.E.
15	Adam Vinatieri*, N.E.
13	Nate Kaeding*, S.D.
13	Olindo Mare, Mia
12	John Smith, N.E.
12	Rob Bironas, Ten

MOST 50+ FGS

5	Rob Bironas, Ten
5	Josh Scobee, Jax
4	Jason Hanson, Det
2	John Carney, S.D./N.O.
2	Steve Christie, T.B./Buf
2	Sebastian Janikowski, Oak
2	Nate Kaeding, S.D.
2	Chip Lohmiller, Was
2	Jim Martin, Det/Bal/Was
2	Nick Novak, Hou
2	Pete Stoyanovich, Mia/K.C.

RUSHING

MOST RUSHING ATTEMPTS

345	Curtis Martin, N.E./NYJ
304	Thurman Thomas, Buf
271	Maurice Jones-Drew, Jax
251	Jim Taylor, G.B./N.O.
250	O.J. Simpson, Buf

MOST RUSHING YARDS

1645	Curtis Martin, N.E./NYJ
1428	Maurice Jones-Drew, Jax

1251	Fred Taylor, Jax
1230	Thurman Thomas, Buf
1197	O.J. Simpson, Buf

MOST RUSHING TOUCHDOWNS

13	Paul Hornung, G.B.
12	Jim Taylor, G.B./N.O.
11	Rick Casares, Chi
10	Antowain Smith, Buf/N.E.
10	Maurice Jones-Drew, Jax

MOST 100+ GAMES

9	Curtis Martin, N.E./NYJ
8	Maurice Jones-Drew, Jax
7	Freeman McNeil, N.Y. Jets
6	O.J. Simpson, Buf
6	Fred Taylor, Jax

PASSING

MOST PASSING ATTEMPTS

1030	Dan Marino, Mia
518	Drew Bledsoe, N.E./Buf
512	John Brodie, S.F.
500	Joe Ferguson, Buf
500	Jim Kelly, Buf

MOST PASSING COMPLETIONS

624	Dan Marino Mia
321	Tom Brady, N.E.
315	Drew Bledsoe N.E./Buf
300	Jim Kelly Buf
275	John Brodie S.F.

MOST PASSING YARDS

7537	Dan Marino, Mia
3753	Tom Brady, N.E.
3752	Jim Kelly, Buf
3667	Joe Ferguson, Buf
3622	Drew Bledsoe, N.E./Buf

MOST PASSING TOUCHDOWNS

54	Dan Marino, Mia
32	Tom Brady, N.E.
31	Joe Ferguson, Buf
28	Jim Kelly, Buf
25	Drew Bledsoe, N.E./Buf

MOST PASSES INTERCEPTED

29	John Brodie, S.F.
27	Bart Starr, G.B.
24	Y.A. Tittle, S.F./NYG
24	Steve Grogan, N.E.
22	Bill Wade, L.A. Rams/Chi

MOST 300+ GAMES

7	Dan Marino, Mia
5	Warren Moon, Hou/Sea
5	Tom Brady, N.E.
4	Bill Wade, L.A. Rams/Chi
4	Blake Bortles, Jax
4	Ben Roethlisberger, Pit
3	Joe Namath, NYJ
3	Brian Sipe, Cle
3	Brett Favre, G.B.
3	Brian Hoyer, Hou/Chi/S.F.
3	Carson Palmer Cin/Ari

RECEIVING

MOST RECEPTIONS

128	Andre Reed, Buf
125	Andre Johnson, Hou
79	Al Toon, NYJ
79	Stanley Morgan, N.E.
74	Irving Fnyar, N.E./Mia/Phi/Was

MOST RECEPTION YARDS

1718	Andre Reed, Buf
1621	Andre Johnson, Hou
1615	Stanley Morgan, N.E.
1094	Billy Wilson, S.F.



OPPONENTS CAREER BEST



1072 Tony Martin, Atl/Mia/S.D.

MOST TOUCHDOWN RECEPTIONS

16 Andre Reed, Buf
 13 Stanley Morgan, N.E.
 11 Nat Moore, Mia
 10 Andre Johnson, Hou
 8 Wesley Walker, NYJ
 8 Billy Wilson, S.F.
 8 Billy Howton, G.B./Dal
 8 Howard Cassady, Det
 8 Tony Martin, Atl/Mia/S.D.
 8 Bill McColl, Chi

MOST 100+ GAMES

8 Stanley Morgan, N.E.
 6 Andre Johnson, Hou
 5 Tony Martin, Atl/Mia/S.D.
 4 Harlon Hill, Chi
 4 Jimmy Smith, Jax

INTERCEPTIONS

MOST INTERCEPTIONS

11 Bobby Dillon, G.B.
 10 Jack Christiansen, Det
 9 Dick LeBeau, Det
 8 Michael Haynes, N.E./Oak

MOST INTERCEPTION YARDS

181 Bobby Dillon, G.B.
 172 Herb Adderley, G.B.
 140 Michael Haynes, N.E./Oak
 139 Hank Gremminger, G.B.
 137 Glenn Blackwood, Mia

MOST TOUCHDOWNS

2 Kevin Burnett, Dal/S.D.
 2 Henry Jones, Buf
 2 Ty Law, N.E.
 2 Otis Smith, N.E./NYJ

PUNTING

MOST PUNTS

106 Chris Mohr, Buf/Atl
 83 John Kidd, Buf/S.D./Mia/NYJ
 81 Tommy Davis, S.F.
 78 Rich Camarillo, N.E./Ari/Hou
 78 Reggie Roby, Mia/Was/S.F.
 78 Brett Kern, Ten/Den

MOST PUNT YARDS

4278 Chris Mohr, Buf/Atl
 3603 Tomy Davis, S.F.
 3574 John Kidd, Buf/S.D./Mia/NYJ
 3521 Shane Lechler, Oak/Hou
 3497 Brett Kern, Ten/Den

HIGHEST AVERAGE (MIN. 25 ATT.)

48.2 Shane Lechler, Oak/Hou
 47.6 Kevin Huber, Cin
 46.5 Boyd Dowler, G.B.
 46.5 Yale Lary, Det
 45.8 Brian Moorman, Buf

MOST TOUCHBACKS

12 Chris Mohr, Buf
 11 Rich Camarillo, N.E./Ari/Hou
 9 Yale Lary, Det
 9 Lee Johnson, Cin/Cle/N.E./Ten
 8 Tom Tupa, Cle/N.E./NYJ/T.B.
 8 Craig Hentrich, G.B./Ten

MOST INSIDE 20

28 Shane Lechler, Oak/Hou
 27 Rich Camarillo, N.E./Ari/Hou
 26 John Kidd, Buf/S.D./Mia/NYJ
 26 Chris Mohr, Buf/Atl
 25 Brett Kern, Ten/Den





RECORDS

100-YARD RUSHING GAMES (207)

Date	Player	No-Yds	Date	Player	No-Yds	Date	Player	No-Yds
1/3/21	Taylor vs. Jax.	30-253	11/22/53	Taliaferro vs. LAR	16-136	11/2/69	Matte vs. Was.	21-117
10/15/00	James at Sea.	38-219	10/19/58	Moore at Det.	12-136	11/22/87	Dickerson at NE	27-117
11/21/04	James at Chi.	23-204	11/1/76	Mitchell vs. Hou.	28-136	9/19/88	Dickerson at Cle.	22-117
9/19/71	Bulaich vs. NYJ	22-198	11/29/87	Dickerson vs. Hou.	27-136	12/16/90	Dickerson at NYJ	28-117
2/27/87	Dickerson vs. TB	33-196	10/10/04	James vs. Oak.	32-136	12/1/91	Dickerson vs. Cle.	16-117
9/25/55	Ameche vs. Chi.	15-194	9/30/07	Addai vs. Den.	19-136	10/31/99	James vs. Dal.	27-117
11/29/98	Faulk at Bal.	17-192	9/9/01	James at NYJ	28-135	1/12/69*	Matte vs NYJ	11-116
10/28/56	Moore vs. GB	13-185	9/30/73	Mitchell vs. NO	22-133	12/26/70*	Bulaich vs. Cin.	25-116
11/21/21	Taylor at Buf.	32-185	12/9/97	Faulk at NYJ	23-133	9/17/89	Dickerson at LAR	21-116
11/30/75	Mitchell vs. KC	26-178	10/28/18	Mack at Oak.	25-132	11/16/97	Faulk vs. GB	17-116
10/1/95	Faulk vs. Stl.	19-177	10/6/19	Mack at KC	29-132	10/14/01	James vs. Oak.	26-116
12/16/01	Rhodes vs. Atl.	29-177	11/19/89	Dickerson vs. NYJ	31-131	11/17/19	Williams vs. Jax.	13-116
9/8/19	Mack at LAC	25-174	11/12/00	James vs. NYJ	31-131	11/14/21	Taylor vs. Jax.	21-116
11/4/21	Taylor vs. NYJ	19-172	12/6/81	Dickey vs. Dal.	15-130	9/26/76	Mitchell at Dal.	27-115
12/28/03	James at Hou.	27-171	12/5/99	James at Mia.	23-130	9/20/81	Dickey at Den.	12-115
11/26/06	Addai vs. Phi.	24-171	12/10/17	Gore at Buf.	36-130	12/20/87	Dickerson at SD	23-115
9/22/85	Wonsley vs. Det.	27-170	12/4/94	Faulk at Sea.	27-129	12/13/98	Faulk vs. Cin.	26-115
12/18/21	Taylor vs. NE	29-170	12/19/10	Brown vs. Jax.	14-129	11/30/58	Moore vs. SF	8-114
10/23/88	Dickerson at SD	30-169	12/24/00	James vs. Min.	26-128	9/18/77	Mitchell at Sea.	32-114
12/4/88	Dickerson at Mia.	31-169	9/18/05	James vs. Jax.	27-128	9/30/84	McMillan vs. Buf.	16-114
12/18/88	Dickerson vs. Buf..	36-166	10/17/10	Addai at Was.	17-128	11/10/02	Mungro at Phi.	28-114
12/21/86	Bentley at Raid.	25-162	9/13/98	Faulk at NE	29-127	1/8/23	Moss vs. Hou.	18-114
11/25/56	Ameche vs. LAR	20-162	11/16/03	James vs. NYJ	36-127	10/10/93	Potts vs. Dal.	18-113
12/18/11	Brown vs. Ten.	16-161	11/8/64	Lorick at Chi.	14-126	2/4/07*	Rhodes vs. Chi.	21-113
9/11/22	Taylor at Hou.	31-161	10/29/78	Washington at Mia.	20-126	10/22/72	McCauley at NYJ	26-112
10/11/87	Banks vs. NYJ	25-159	10/27/85	McMillan vs. GB	24-126	11/9/75	Mitchell at Buf.	27-112
10/31/88	Dickerson vs. Den.	21-159	12/23/01	Rhodes vs. NYJ	17-126	10/6/85	McMillan vs. Buf.	20-112
10/20/74	Mitchell at NYJ	40-156	12/14/03	James vs. Atl.	20-126	9/12/99	James vs. Buf.	26-112
11/15/87	Dickerson at Mia.	30-154	10/21/18	Mack vs. Buf.	19-126	12/17/00	James at Mia.	32-112
10/1/55	Ameche vs. Det.	21-153	9/25/88	Dickerson vs. Mia.	30-125	11/4/07	Addai vs. N.E.	26-112
11/21/99	James at Phi.	22-152	1/11/04*	James at KC	26-125	11/7/77	Mitchell vs. Was.	29-111
10/22/89	Dickerson at Cin.	31-152	9/3/00	James at KC	28-124	10/17/99	James at NYJ	26-111
11/17/74	Mitchell at Atl.	33-151	10/22/00	James vs. NE	20-124	12/11/00	James vs. Buf.	27-111
12/13/20	Taylor at LV	20-150	9/19/04	James at Ten.	21-124	9/23/01	James vs. Buf.	23-111
1/5/19*	Mack at Hou.	24-148	11/28/05	James vs. Pit.	29-124	9/25/66	Lorick vs. SF	18-110
12/31/95*	Crockett at SD	13-147	12/4/83	Dickey vs. NYJ	18-123	11/19/67	Matte vs. Det.	17-110
11/13/22	Taylor at LV	22-147	11/8/04	James vs. Min.	26-123	12/18/83	Dickey vs. Hou.	23-110
9/6/81	McMillan at NE	16-146	11/13/54	Taseff vs. GB@M	15-122	10/30/90	Dickerson at Mia.	20-110
11/1/87	Bentley at NYJ	29-145	11/26/61	Moore at Was.	6-122	10/30/94	Faulk vs. NYJ	24-110
10/17/21	Taylor vs. Hou.	14-145	11/13/05	James vs. Hou.	26-122	11/9/97	Faulk vs. Cin.	18-110
11/25/90	Dickerson at Cin.	22-143	1/6/07*	Addai vs. KC	25-122	9/30/73	McCauley vs. NO	20-109
9/4/94	Faulk at Hou.	23-143	9/16/84	Dickey vs. St. Cards.	23-121	10/30/83	McMillan at Phi.	19-109
12/5/21	Taylor at Hou.	32-143	10/7/07	Keith vs. TB	28-121	9/4/88	Dickerson vs. Hou.	24-109
10/21/01	James vs. NE	30-143	11/11/56	Moore at Cle.	11-120	11/17/99	James vs. KC	20-109
10/17/05	James vs. Stl.	23-143	11/22/59	Ameche vs. SF	25-120	11/17/19	Mack vs. Jax	14-109
11/16/58	Ameche at Chi.	26-142	12/15/63	Matte vs. LAR	13-120	11/11/56	Ameche at Cle.	18-108
12/16/73	Mitchell vs. NE	34-142	9/14/03	James vs. Ten.	30-120	10/17/71	Bulaich at NYG	15-108
10/9/77	Mitchell vs. Mia.	17-142	12/7/75	Mitchell at NYG	23-119	12/15/85	McMillan at TB	13-108
9/9/04	James at NE	30-142	12/30/18	Mack at Ten.	25-119	11/14/99	James at NYG	16-108
1/6/02	Rhodes vs. Den.	31-141	10/16/60	Moore vs. LAR	9-118	11/23/03	James at Buf.	28-108
10/29/00	James vs. Det.	31-139	10/2/88	Dickerson at NE	29-118	9/25/05	James vs. Cle.	27-108
10/23/05	James at Hou.	21-139	9/19/99	James at NE	32-118	12/25/21	Taylor at Ari.	27-108
12/16/18	Mack vs. Dal.	27-139	11/26/00	James vs. Mia.	26-118	1/2/22	Taylor vs. LV	20-108
11/8/87	Dickerson vs. SD	35-138	9/6/07	Addai vs. NO	23-118	10/12/75	Mitchell vs. Buf.	19-107
9/15/02	James vs. Mia.	30-138	11/7/53	Huzvar at Det.	19-117	12/17/89	Dickerson vs. Mia.	21-107
12/10/89	Dickerson vs. Cle.	26-137	10/29/55	Ameche vs. GB	22-117	12/30/00*	James at Mia.	21-107

RECORDS



Date	Player	No-Yds
12/4/05	James vs. Ten.	28-107
10/24/21	Taylor at SF	18-107
9/17/61	Perry vs. LAR	18-106
11/23/75	Mitchell at Mia.	26-106
9/19/76	Mitchell vs. Cin.	27-106
11/4/79	Washington vs. Cin.	22-106
9/10/89	Dickerson vs. SF	19-106
11/17/02	James vs. Dal.	24-106
10/16/16	Gore at Hou.	22-106
11/5/61	Perry vs. GB	21-105
11/25/04	James at Det.	23-105
12/5/04	James vs. Ten.	18-105
10/9/05	James at SF	21-105
11/16/08	Addai vs. Hou.	22-105
12/16/12	Ballard at Hou.	18-105
12/9/73	Mitchell vs. Mia.	35-104
9/11/94	Faulk at TB	18-104
11/25/01	Rhodes vs. SF	27-104
10/26/03	James vs. Hou.	23-104
12/12/04	James at Hou.	28-104
11/7/05	James at NE	34-104
11/21/19	Williams at Hou.	26-104
10/18/98	Faulk at SF	17-103
12/26/99	James at Cle.	28-103
10/3/21	Taylor at Mia.	16-103
11/23/80	Dickey at NE	16-102
12/21/97	Faulk at Min.	23-102
10/25/01	James at KC	27-102
12/5/96	Faulk vs. Phi.	16-101
12/12/99	James vs. NE	20-101
12/18/16	Gore at Min.	26-101
9/20/20	Taylor vs. Min.	26-101
11/12/61	Perry at Min.	19-100
10/6/85	Bentley vs. Buf.	17-100
1/2/94	Potts vs. Buf.	14-100
11/4/01	Rhodes at Buf.	24-100
12/24/06	Addai at Hou.	15-100
10/28/07	Addai at Car.	23-100
12/31/17	Gore vs. Hou.	24-100

*Postseason Game

LEADERS: Edgerrin James, 51; Eric Dickerson, 24; Lydell Mitchell, 16; Jonathan Taylor, 15; Marshall Faulk, 14; Joseph Addai, 9; Marlon Mack, 8; Alan Ameche, 7; Curtis Dickey, 6; Randy McMillan, 6; Lenny Moore, 6; Dominic Rhodes, 6; Frank Gore, 4; Tom Matte, 4; Albert Bentley, 3; Norm Bulaich, 3; Joe Perry, 3; Donald Brown, 2; Tony Loric, 2; Don McCauley, 2; Roosevelt Potts, 2; Joe Washington, 2; Jonathan Williams, 2; Vick Ballard, 1; Chuck Banks, 1; Zack Crockett, 1; John Huzvar, 1; John Keith, 1; Zack Moss, 1; James Mungro, 1; George Taliaferro, 1; Carl Taseff, 1; George Wonsley, 1.

AGAINST OPPONENT: Jets, 17; Texans, 16; Bills, 15; Dolphins, 15; Patriots, 14; Titans, 11; 49ers, 8; Rams, 8; Bengals, 7; Browns, 7; Chiefs, 7; Lions, 7; Raiders, 7; Cowboys, 6; Jaguars, 6; Packers, 6; Vikings, 6; Bears, 5; Chargers, 5; Eagles, 5; Broncos, 4; Buccaneers, 4; Washington, 4; Falcons, 3; Giants, 3; Saints, 3; Seahawks, 3; Cardinals, 2; Panthers, 1; Ravens, 1; Steelers, 1.

TWO 100-YARD RUSHERS: Moore (120), Ameche (108) at Cle. 11/11/56; Mitchell (133), McCauley (109) vs. NO 9/30/73; McMillan (112), Bentley (100) vs. Buf. 10/6/85; Williams (116), Mack (109) vs. Jax. 11/17/19. **Total: 4**

RECORDS



300-YARD PASSING GAMES (177)

Date	Player	C-A-YDS-TD-IN
10/31/04	472 Manning at KC	25-44-472-5-1
9/30/18	464 Luck vs. Hou.	40-62-464-4-0
1/9/05	*458 Manning vs. Den.	27-33-458-4-1
1/4/14	*443 Luck vs. KC	29-45-443-4-3
9/25/00	440 Manning vs. Jax.	23-36-440-4-0
9/12/10	433 Manning at Hou.	40-57-433-3-0
11/4/12	433 Luck vs. Mia.	30-48-433-2-0
12/5/04	425 Manning vs. Ten.	25-33-425-3-2
9/23/01	421 Manning vs. Buf.	23-29-421-4-2
9/26/99	404 Manning at SD	29-54-404-2-1
1/13/07	*402 Manning vs. SD	33-48-402-3-2
10/11/21	402 Wentz at Bal.	25-35-402-2-0
9/17/67	401 Unitas vs. Atl.	23-32-401-2-1
11/16/03	401 Manning vs. NYJ	27-36-401-1-0
9/17/06	400 Manning vs. Hou.	26-38-400-3-0
10/26/14	400 Luck at Pit.	26-45-400-3-2
12/9/18	399 Luck at Hou.	27-41-399-2-1
11/1/59	397 Unitas vs. Cle.	23-41-397-4-3
11/21/10	396 Manning at NE	38-52-396-4-3
9/26/04	393 Manning vs. GB	28-40-393-5-0
9/28/14	393 Luck vs. Ten.	30-41-393-4-1
12/2/12	391 Luck at Det.	24-54-391-4-3
10/16/22	389 Ryan vs. Jax.	42-58-389-3-0
10/6/03	386 Manning at TB	34-47-386-2-1
12/16/62	385 Unitas vs. Min.	19-34-385-4-2
12/15/74	385 Jones vs. NYJ	36-53-385-4-4
9/11/16	385 Luck vs. Det.	31-47-385-4-0
12/26/04	383 Manning vs. SD	27-44-383-2-1
9/27/09	379 Manning at Ari.	24-35-379-4-1
1/4/04	*377 Manning vs. Den.	22-26-377-5-0
1/24/10	*377 Manning vs. NYJ	26-39-377-3-0
11/10/63	376 Unitas vs. Det.	17-24-376-2-1
9/24/72	376 Unitas vs. NYJ	26-45-376-2-0
11/7/93	376 George at Was.	37-59-376-3-1
1/4/15	*376 Luck vs. Cin.	31-44-376-1-0
10/18/20	371 Rivers vs. Cin.	29-44-371-3-1
11/12/67	370 Unitas at Atl.	17-20-370-4-0
11/25/01	370 Manning vs. SF	31-51-370-1-4
9/7/14	370 Luck at Den.	35-53-370-2-2
9/21/14	370 Luck at Jax.	31-39-370-4-0
10/9/14	370 Luck at Hou.	25-44-370-3-1
11/30/14	370 Luck vs. Was.	19-27-370-5-1
10/24/04	368 Manning at Jax.	27-39-368-3-0
12/8/62	367 Unitas vs. Was.	25-36-367-4-1
9/10/00	367 Manning vs. Oak.	33-48-367-3-2
12/22/02	365 Manning vs. NYG	30-46-365-3-2
11/20/05	365 Manning at Cin.	24-40-365-3-1
12/5/10	365 Manning vs. Dal.	36-48-365-2-4
10/4/18	365 Luck at NE	38-59-365-3-2
12/18/08	364 Manning at Jax.	29-34-364-3-0
9/13/20	363 Rivers at Jax.	36-46-363-1-2
10/7/12	362 Luck vs. GB	31-55-362-2-1
11/16/86	359 Trudeau at NYJ	27-57-359-1-4
12/4/60	357 Unitas vs. Det.	22-40-357-2-3
9/27/81	357 Jones vs. Mia.	20-27-357-3-1
11/29/98	357 Manning at Bal.	27-42-357-3-1
12/23/18	357 Luck vs. NYG	31-47-357-2-1
11/26/60	356 Unitas vs. SF	16-30-356-3-5

Date	Player	C-A-YDS-TD-IN
10/2/22	356 Ryan vs. Ten.	27-37-356-2-1
12/1/63	355 Unitas at Was.	24-37-355-3-1
11/3/14	354 Luck at NYG	25-46-354-4-0
10/1/67	353 Unitas vs. SF	22-37-353-2-0
10/4/09	353 Manning vs. Sea.	31-41-353-2-1
12/4/11	353 Orlovsky at NE	30-37-353-2-1
11/10/13	353 Luck vs. Stl.	29-47-353-1-3
10/23/16	353 Luck at Ten.	27-39-353-3-0
10/3/10	352 Manning at Jax.	33-46-352-2-1
9/11/22	352 Ryan at Hou.	32-50-352-1-1
12/3/06	351 Manning at Ten.	21-28-351-1-2
12/28/58	*349 Unitas at NYG	26-40-349-1-1
1/21/07	*349 Manning vs. NE	27-47-349-1-1
12/19/70	348 Morrall vs. NYJ	18-33-348-4-1
9/22/91	348 George vs. Det.	29-40-348-2-1
11/9/03	347 Manning at Jax.	28-45-347-2-2
11/1/09	347 Manning vs. SF	31-48-347-0-0
10/29/06	345 Manning at Den.	32-39-345-3-0
12/8/63	344 Unitas vs. Min.	17-22-344-3-0
10/19/14	344 Luck vs. Cin.	27-42-344-2-0
11/6/66	342 Unitas vs. Was.	22-31-342-3-2
11/25/18	342 Luck vs. Mia.	30-47-342-3-2
10/22/06	342 Manning vs. Was.	25-35-342-4-0
12/18/77	340 Jones vs. NE	19-30-340-3-0
11/16/97	340 Justin vs. GB	24-30-340-1-0
12/17/66	339 Unitas at SF	20-30-339-4-1
12/3/00	339 Manning at NYJ	27-51-339-2-2
11/29/92	337 Trudeau vs. Buf.	26-41-337-0-1
12/18/05	336 Manning vs. SD	26-45-336-1-2
12/20/98	335 Manning at Sea.	23-39-335-1-1
10/21/01	335 Manning vs. NE	22-34-335-1-0
10/8/00	334 Manning at NE	31-54-334-1-3
11/18/12	334 Luck at NE	27-50-334-2-3
2/7/10	*333 Manning vs. NO	31-45-333-1-1
10/25/15	333 Luck vs. NO	23-44-333-3-2
1/11/14	*331 Luck at NE	20-41-331-2-4
9/25/16	331 Luck vs. SD	24-37-331-1-1
11/15/92	330 George vs. NE	18-35-330-2-3
1/2/94	330 George vs. Buf.	30-48-330-1-0
9/30/90	329 Trudeau at Phi.	19-40-329-3-1
12/20/92	328 George vs. Pho.	25-41-328-1-1
11/11/07	328 Manning at SD	34-56-328-2-6
11/3/02	327 Manning vs. Ten.	37-50-327-2-1
11/15/09	327 Manning vs. NE	28-44-327-4-2
11/5/06	326 Manning at NE	20-36-326-2-1
12/8/13	326 Luck at Cin.	29-46-326-4-0
10/20/19	326 Brissett vs. Hou.	26-39-326-4-0
12/16/01	325 Manning vs. Atl.	23-35-325-3-1
9/26/10	325 Manning at Den.	27-43-325-3-0
11/15/59	324 Unitas vs. GB@M	19-33-324-3-0
11/6/60	324 Unitas vs. GB	20-29-324-4-1
10/31/65	324 Unitas at SF	23-34-324-4-0
12/11/05	324 Manning at Jax.	24-36-324-2-0
12/15/63	323 Unitas vs. LAR	21-37-323-1-0
11/20/77	323 Jones vs. NYJ	23-36-322-2-1
10/9/16	322 Luck vs. Chi.	28-39-322-2-0
11/7/05	321 Manning at NE	28-37-321-3-1
9/15/13	321 Luck vs. Mia.	25-43-321-1-1

RECORDS



Date	Player	C-A-YDS-TD-IN
1/1/17	321 Luck vs. Jax.	24-40-321-2-1
11/14/04	320 Manning vs. Hou.	18-27-320-5-2
11/16/08	320 Manning vs. Hou.	30-46-320-2-0
10/10/65	319 Unitas vs. Det.	18-24-319-3-1
10/19/69	319 Unitas at NO	20-28-319-3-0
10/8/95	319 Harbaugh at Mia.	25-33-319-3-0
11/10/02	319 Manning at Phi.	18-23-319-3-0
12/9/10	319 Manning at Ten.	25-35-319-2-0
9/9/18	319 Luck vs. Cin.	39-53-319-2-1
12/1/19	319 Brissett vs. Ten.	25-40-319-1-2
12/14/86	318 Hogeboom vs. Buf.	23-33-318-2-0
10/18/92	318 George vs. SD	27-39-318-2-2
12/14/08	318 Manning vs. Det.	28-37-318-1-0
11/8/09	318 Manning vs. Hou.	34-50-318-1-1
10/12/86	315 Trudeau vs. NO	24-44-315-2-1
11/29/15	315 Hasselbeck vs. TB	26-42-315-2-0
11/18/56	314 Unitas at Det.	17-30-314-0-1
12/16/61	314 Unitas at SF	19-34-314-3-0
9/28/03	314 Manning at NO	20-25-314-6-0
10/8/17	314 Brissett vs. SF	22-34-314-0-1
10/31/99	313 Manning vs. Dal.	22-34-313-1-0
12/10/06	313 Manning at Jax.	25-50-313-0-1
9/23/12	313 Luck vs. Jax.	22-46-313-2-1
10/21/90	312 Trudeau vs. Den.	24-39-312-2-1
9/16/07	312 Manning at Ten.	28-42-312-1-1
10/5/14	312 Luck vs. Bal.	32-49-312-1-2
10/18/15	312 Luck vs. NE	30-50-312-3-0
12/23/07	311 Manning vs. Hou.	28-35-311-3-0
9/14/08	311 Manning at Min.	26-42-311-1-2
10/11/81	310 Jones vs. Cin.	22-30-310-1-2
11/30/97	310 Harbaugh at NE	22-41-310-2-0
12/2/01	310 Manning at Bal.	27-48-310-2-1
1/3/09	*310 Manning at SD	25-42-310-1-0
9/22/19	310 Brissett vs. Atl.	28-37-310-2-0
9/27/98	309 Manning vs. NO	19-32-309-1-3
10/11/09	309 Manning at Ten.	36-44-309-3-1
9/9/12	309 Luck at Chi.	23-45-309-1-3
1/9/21	*309 Rivers at Buf.	27-46-309-2-0
12/17/09	308 Manning at Jax.	23-30-308-4-1
11/5/17	308 Brissett at Hou.	20-30-308-2-0
11/12/20	308 Rivers at Ten.	29-39-308-1-0
10/2/60	307 Unitas vs. Chi.	14-27-307-4-0
9/28/75	307 Jones vs. Oak.	21-43-307-1-1
10/17/10	307 Manning at Was.	25-38-307-2-0
11/9/75	306 Jones at Buf.	14-22-306-2-1
11/28/21	306 Wentz vs. TB	27-44-306-3-2
11/21/65	305 Unitas vs. Phi.	19-32-305-2-1
11/25/79	304 Landry vs. Mia.	25-42-304-3-1
10/21/02	304 Manning at Pit.	32-48-304-1-3
1/11/04	*304 Manning at KC	22-30-304-3-0
9/21/09	303 Manning at Mia.	14-23-303-2-0
11/16/14	303 Luck vs. NE	23-39-303-2-1
10/29/61	302 Unitas vs. Chi.	20-36-302-2-2

Date	Player	C-A-YDS-TD-IN
10/6/68	302 Morrall vs. Chi.	14-25-302-4-1
9/6/98	302 Manning vs. Mia.	21-37-302-1-3
11/5/00	302 Manning at Chi.	26-39-302-2-1
9/19/76	301 Jones vs. Cin.	14-29-301-3-3
9/1/91	301 George vs. NE	27-42-301-1-2
9/13/09	301 Manning vs. Jax.	28-38-301-1-1
10/14/18	301 Luck at NYJ	23-43-301-4-3
10/26/69	300 Unitas vs. SF	19-37-300-2-3

*Postseason Game

LEADERS: Peyton Manning, 71; Andrew Luck, 36; John Unitas, 27; Bert Jones, 8; Jeff George, 7; Jacoby Brissett, 5; Jack Trudeau, 5; Philip Rivers, 4; Matt Ryan, 3
Jim Harbaugh, 2; Earl Morrall, 2; Carson Wentz, 2; Matt Hasselbeck, 1; Gary Hogeboom, 1; Paul Justin, 1; Greg Landry, 1; Dan Orlovsky, 1.

AGAINST OPPONENT: Patriots, 17; Jaguars, 14; Texans, 12; Titans, 11; 49ers, 9; Jets, 9; Bengals, 8; Chargers, 8; Dolphins, 8; Lions, 8; Washington, 7; Bears, 6; Bills, 6; Broncos, 6; Saints, 6; Packers, 5; Giants, 4; Falcons, 4; Ravens, 4; Buccaneers, 3; Chiefs, 3; Eagles, 3; Vikings, 3; Cardinals, 2; Cowboys, 2; Raiders, 2; Rams, 2; Seahawks, 2; Steelers, 2; Browns, 1; Panthers, 0.

RECORDS



100-YARD RECEIVING GAMES (372)

Date	Player	No-Yds	Date	Player	No-Yds	Date	Player	No-Yds
11/10/57	Berry at Was.	12-224	10/26/14	Hilton at Pit.	6-155	12/10/89	Rison vs. Cle.	5-135
1/4/14	*Hilton vs. KC	13-224	11/18/18	Hilton vs. Ten.	9-155	12/18/05	Harrison vs. SD	8-135
10/9/14	Hilton at Hou.	9-223	11/29/98	Small at Bal.	9-153	9/17/06	Wayne vs. Hou.	6-135
1/9/05	*Wayne vs. Den.	10-221	12/5/04	Stokley vs. Ten.	8-153	9/9/12	Wayne at Chi.	9-135
10/7/12	Wayne vs. GB	13-212	9/24/17	Hilton vs. Cle.	7-153	11/12/67	Perkins at Atl.	5-134
10/24/76	Carr at NYJ	5-210	10/21/90	Hester vs. Den.	8-152	12/7/69	Hinton vs. Det.	5-134
11/7/93	Langhorne at Was.	12-203	1/24/10	*Garcon vs. NYJ	11-151	10/15/00	Harrison at Sea.	7-134
12/5/10	Wayne vs. Dal.	14-200	11/24/68	Richardson vs. Min.	6-150	12/9/07	Gonzalez at Bal.	6-134
12/9/18	Hilton at Hou.	9-199	10/13/02	Harrison vs. Bal.	12-150	11/30/14	Moncrief vs. Was.	3-134
9/19/76	Carr vs. Cin.	6-198	12/4/11	Garcon at NE	9-150	10/16/22	Pittman Jr. vs. Jax.	13-134
9/26/99	Harrison at SD	13-196	12/7/14	Hilton at Cle.	10-150	12/8/62	Orr vs. Was.	6-133
9/26/99	Harrison at SD	13-196	10/25/15	Hilton vs. NO	4-150	12/7/80	Carr at Cin.	7-133
10/3/10	Wayne at Jax.	15-196	9/28/58	Berry vs. Det.	10-149	1/4/04	*Harrison vs. Den.	7-133
9/28/70	Hinton vs. KC	11-190	11/10/63	Berry vs. Det.	5-148	10/23/16	Hilton at Ten.	7-133
9/18/78	Carr at NE	6-187	12/22/68	*Richardson vs. Min.	6-148	10/30/66	Mackey at LAR	5-132
10/23/60	Berry at Det.	11-186	9/25/00	Wilkins vs. Jax.	9-148	11/14/04	Stokley vs. Hou.	5-132
9/24/67	Richardson at Phi.	11-184	11/1/09	Wayne vs. SF	12-147	12/17/09	Wayne at Jax.	5-132
9/26/04	Wayne vs. GB	11-184	12/15/57	Berry at LAR	7-146	12/13/15	Hilton at Jax.	4-132
9/21/09	Clark at Mia.	7-183	10/26/69	Orr vs. SF	8-146	12/16/62	Berry vs. Min.	8-131
11/9/58	Moore at NYG	6-181	9/13/87	Brooks vs. Cin.	6-146	11/6/66	Berry vs. Was.	10-131
11/26/60	Berry vs. SF	9-181	9/23/01	Harrison vs. Buf.	7-146	11/6/66	Orr vs. Was.	5-131
12/8/57	Moore at SF	6-180	12/5/16	Hilton vs. NYJ	9-146	10/22/07	Wayne at Jax.	9-131
12/28/58	*Berry at NYG	12-178	10/3/11	Garcon at TB	2-146	12/15/63	Berry vs. LAR	7-130
11/16/86	Brooks at NYJ	9-177	10/4/64	Orr vs. LAR	5-145	9/2/79	Washington at KC	13-130
10/8/17	Hilton vs. SF	7-177	9/27/81	Butler vs. Mia.	4-145	11/10/13	Hilton vs. Stl.	7-130
10/6/03	Harrison at TB	11-176	10/6/02	Harrison vs. Cin.	9-145	10/29/89	Rison vs. NE	6-129
11/5/17	Hilton at Hou.	5-175	11/5/06	Harrison at NE	8-145	1/3/09	*Wayne at SD	4-129
11/11/01	Harrison vs. Mia.	9-174	12/8/63	Mackey vs. Min.	5-144	12/23/56	Mutscheller vs. Was.	6-128
9/25/16	Hilton vs. SD	8-174	10/10/93	Dawkins vs. Dal.	8-144	9/27/98	Faulk vs. NO	6-128
12/15/02	Harrison at Cle.	9-172	9/15/02	Harrison vs. Mia.	11-144	11/15/98	Harrison vs. NYJ	9-128
12/3/06	Harrison at Ten.	7-172	1/4/04	*Stokley vs. Den.	4-144	11/25/01	Harrison vs. SF	8-128
9/26/10	Collie at Den.	12-171	11/16/14	Fleener vs. NE	7-144	1/6/02	Harrison vs. Den.	9-128
10/9/16	Hilton vs. Chi.	10-171	10/1/61	Moore vs. Min.	5-143	12/22/02	Harrison vs. NYG	10-128
12/11/83	Henry at Den.	8-169	9/18/66	Mackey at Min.	6-143	11/7/05	Harrison at NE	9-128
11/29/59	Berry vs. LAR	7-168	12/23/07	Wayne vs. Hou.	10-143	11/28/05	Harrison vs. Pit.	4-128
9/23/01	Pathon vs. Buf.	9-168	12/14/08	Clark vs. Det.	12-142	12/8/63	Berry vs. Min.	8-127
10/28/07	Wayne at Car.	7-168	9/10/00	Harrison vs. Oak.	10-141	10/23/94	Faulk vs. Was.	8-127
10/10/65	Orr vs. Det.	9-167	9/21/03	Wayne vs. Jax.	10-141	12/23/01	Harrison vs. NYJ	12-127
11/21/65	Moore vs. Phi.	7-163	11/16/03	Harrison vs. NYJ	9-141	11/25/04	Harrison at Det.	12-127
11/15/92	Johnson vs. NE	7-163	10/2/60	Moore vs. Chi.	4-140	9/17/06	Harrison vs. Hou.	7-127
9/12/10	Collie at Hou.	11-163	11/11/07	Wayne at SD	10-140	11/30/14	Fleener vs. Was.	4-127
9/13/09	Wayne vs. Jax.	10-162	10/6/13	Hilton vs. Sea.	5-140	10/11/53	Taliaferro at Chi.	5-126
10/4/87	Murray at Buf.	7-161	11/26/60	Moore vs. SF	5-139	12/27/59	*Moore vs. NYG	3-126
9/23/68	Orr at Atl.	5-160	12/4/60	Moore vs. Det.	4-139	9/17/67	Mackey vs. Atl.	8-126
11/10/68	Orr at Det.	5-160	10/16/88	Brooks vs. TB	7-139	11/17/68	Richardson vs. Stl.	5-126
10/1/89	Brooks at NYJ	7-159	12/6/64	Orr vs. Det.	5-138	11/18/01	Pollard at NO	3-126
10/8/00	Harrison at NE	13-159	12/26/99	Harrison at Cle.	14-138	9/27/09	Wayne at Ari.	7-126
9/28/03	Harrison at NO	6-158	11/17/02	Harrison vs. Dal.	14-138	11/15/09	Wayne vs. NE	10-126
12/2/07	Wayne vs. Jax.	8-158	10/29/06	Wayne at Den.	10-138	10/2/54	B. Young vs. NYG	2-125
11/23/58	Moore vs. LAR	6-157	12/23/18	Hilton vs. NYG	7-138	12/12/65	Berry vs. GB	10-125
10/21/01	Harrison vs. NE	8-157	11/6/60	Berry vs. GB	10-137	12/13/70	Jefferson at Buf.	5-125
11/1/59	Berry vs. Cle.	11-156	11/6/60	Moore vs. GB	8-137	11/7/76	L. Mitchell at SD	8-125
9/8/96	Dilger at NYJ	7-156	11/10/02	Harrison at Phi.	6-137	10/15/95	Dilger vs. SF	7-125
10/24/99	Harrison vs. Cin.	8-156	12/11/05	Harrison at Jax.	6-137	12/5/99	Harrison at Mia.	8-125
10/22/00	Harrison vs. NE	5-156	1/21/07	*Clark vs. NE	6-137	11/20/05	Clark at Cin.	6-125
11/18/56	Berry at Det.	6-155	9/14/08	Gonzalez at Min.	9-137	10/9/11	Garcon at Cin.	5-125
10/29/61	Moore vs. Chi.	7-155	11/12/72	Havrilak at SF	6-136	11/25/18	Hilton vs. Mia.	7-125
10/21/62	Orr at Chi.	7-155	11/9/75	Carr at Buf.	2-136	12/3/67	Hawkins vs. Dal.	8-124
12/29/13	Hilton vs. Jax.	11-155	12/6/09	Garcon vs. Ten.	6-136	10/31/71	Perkins vs. Pit.	2-124

RECORDS



Date	Player	No-Yds	Date	Player	No-Yds	Date	Player	No-Yds
11/6/78	Carr vs. Was.	4-124	10/2/60	Berry vs. Chi.	7-113	9/28/75	Doughty vs. Oak.	5-106
9/12/99	Green vs. Buf.	5-124	10/19/69	Orr at NO	5-113	10/10/76	Chester vs. Mia.	5-106
12/7/03	Harrison at Ten.	10-124	9/29/85	Butler at NYJ	4-113	11/17/91	Brooks vs. Chi.	7-106
11/7/05	Wayne at NE	9-124	9/10/06	Harrison at NYG	9-113	11/29/92	Arbuckle vs. Buf.	9-106
9/15/13	Hilton vs. Mia.	6-124	9/23/12	Hilton vs. Jax.	4-113	12/5/96	Harrison vs. Phi.	6-106
10/3/59	Berry vs. Chi.	8-123	1/6/13	*Wayne at Bal.	9-113	11/21/04	Wayne at Chi.	6-106
11/8/64	Orr at Chi.	6-123	10/26/14	Moncrief at Pit.	7-113	12/5/04	Harrison vs. Ten.	4-106
12/17/95	Dawkins vs. SD	6-123	11/25/56	Mutscheller vs. LAR	5-112	12/9/10	Wayne at Ten.	4-106
12/26/04	Stokley vs. SD	7-123	10/15/61	Mutscheller at Chi.	4-112	9/11/11	Wayne at Hou.	7-106
1/24/10	*Collie vs. NYJ	7-123	11/27/77	McCauley at Den.	11-112	12/22/11	Wayne vs. Hou.	8-106
9/19/21	Pittman Jr. vs. LAR	8-123	11/14/93	Langhorne vs. NYJ	8-112	10/20/19	Pascal vs. Hou.	6-106
12/8/62	Berry vs. Was.	11-122	10/24/04	Stokley vs. Jax.	7-112	10/31/54	Edwards at Was.	8-105
12/18/77	Chester vs. NE	4-122	1/9/05	*Clark vs. Den.	6-112	12/16/61	Orr at SF	4-105
12/24/05	Stokley at Sea.	5-122	12/24/06	Harrison at Hou.	8-112	11/17/68	Mackey vs. Stl.	5-105
10/22/06	Wayne vs. Was.	7-122	1/8/11	*Garcon vs. NYJ	5-112	9/23/73	Doughty vs. NYJ	5-105
11/27/11	Wayne vs. Car.	5-122	12/1/63	Orr at Was.	7-111	10/26/75	M. Johnson at NYJ	3-105
11/23/14	Hilton vs. Jax.	4-122	10/10/71	Mitchell at Buf.	6-111	11/23/86	Brooks at Hou.	7-105
9/21/15	Moncrief vs. NYJ	7-122	10/8/89	Brooks vs. Buf.	5-111	9/22/91	Johnson vs. Det.	9-105
11/11/79	Washington at Mia.	10-121	11/21/99	Wilkins at Phi.	4-111	10/18/92	Hester vs. SD	8-105
9/12/99	Harrison vs. Buf.	8-121	12/26/04	Harrison vs. SD	6-111	10/1/94	Dawkins at Buf.	6-105
11/10/02	Wayne at Phi.	6-121	11/19/06	Wayne at Dal.	7-111	9/19/99	Harrison at NE	7-105
11/3/13	Hilton at Hou.	7-121	9/16/12	Avery vs. Min.	9-111	11/22/07	Gonzalez at Atl.	6-105
10/29/17	Doyle at Cin.	12-121	12/30/12	Hilton vs. Hou.	4-111	12/18/08	Clark at Jax.	8-105
9/11/22	Pittman Jr. at Hou.	9-121	9/20/20	Alie-Cox vs. Min.	5-111	9/28/14	Hilton vs. Ten.	6-105
10/26/80	Carr vs. Stl.	9-120	11/4/62	Orr at SF	5-110	12/24/16	Hilton at Oak.	4-105
11/30/97	Dawkins at NE	7-120	10/1/67	Perkins vs. SF	5-110	10/4/18	Ebron at NE	9-105
9/16/84	Porter vs. Stl.	4-120	12/18/77	Doughty vs. NE	5-110	12/8/19	Johnson at TB	3-105
12/20/98	Small at Sea.	3-120	9/26/93	Hester vs. Cle.	7-110	10/24/21	Pittman Jr. at SF	4-105
11/1/98	Faulk vs. NE	9-119	9/22/02	Harrison at Hou.	8-110	11/13/60	Berry at Chi.	6-104
10/12/03	Harrison vs. Car.	8-119	9/26/04	Stokley vs. GB	8-110	10/6/68	Mackey vs. Chi.	7-104
9/19/04	Wayne at Ten.	7-119	12/10/06	Wayne at Jax.	8-110	10/6/68	Orr vs. Chi.	2-104
10/31/04	Harrison at KC	5-119	12/6/20	Hilton at Hou.	8-110	10/27/85	Capers vs. GB	5-104
10/31/04	Wayne at KC	6-119	10/21/56	Mutscheller at Chi.	5-109	9/30/90	Bentley at Phi.	3-104
11/8/09	Clark vs. Hou.	14-119	11/8/59	Moore at Was.	4-109	12/13/92	Cash at NYJ	7-104
9/28/14	Wayne vs. Ten.	7-119	10/21/73	Doughty at Det.	3-109	12/22/02	Wayne vs. NYG	6-104
10/4/58	Moore vs. Chi.	3-118	10/27/85	Bouza vs. GB	6-109	12/14/08	Wayne vs. Det.	7-104
12/12/99	Harrison vs. NE	6-118	11/14/99	Harrison at NYG	6-109	11/12/17	Rogers vs. Pit.	6-104
10/12/08	Wayne vs. Bal.	8-118	10/29/00	Harrison vs. Det.	9-109	11/8/59	Mutscheller at Was.	6-103
10/25/59	Berry vs. GB	10-117	12/3/00	Wilkins at NYJ	7-109	11/22/64	Mackey at LAR	4-103
12/4/60	Berry vs. Det.	10-117	12/24/00	Harrison vs. Min.	12-109	12/15/96	Harrison at KC	6-103
12/19/99	Harrison vs. Was.	9-117	10/2/05	Harrison at Ten.	9-109	9/25/00	Harrison vs. Jax.	2-103
12/14/03	Harrison vs. Atl.	7-117	12/1/19	Pascal vs. Ten.	7-109	12/8/02	Wayne at Ten.	5-103
11/20/05	Wayne at Cin.	5-117	10/12/58	Moore vs. GB@M	6-108	1/6/07	*Clark vs. KC	9-103
12/1/63	Matte at Was.	7-116	12/17/66	Orr at SF	4-108	10/17/10	Garcon at Was.	4-103
10/11/21	Taylor at Bal.	3-116	9/14/80	Carr vs. Pit.	6-108	1/11/14	*Hilton at NE	4-103
11/1/59	Moore vs. Cle.	5-115	10/31/88	Brooks vs. Den.	3-108	1/4/15	*Hilton vs. Cin.	6-103
12/5/59	Moore at SF	6-115	11/19/89	Rison vs. NYJ	5-108	11/25/65	Mackey at Det.	5-102
1/3/71	*Hinton vs. Oak.	5-115	11/13/05	Harrison vs. Hou.	7-108	12/15/74	Chester vs. NYJ	8-102
9/24/72	Havrilak vs. NYJ	4-115	12/18/08	Wayne at Jax.	7-108	11/9/75	Doughty at Buf.	3-102
9/3/00	Harrison at KC	9-115	11/22/09	Garcon at Bal.	6-108	11/20/77	Chester vs. NYJ	5-102
9/6/07	Wayne vs. NO	7-115	11/7/10	Tamme at Phi.	11-108	9/6/98	Harrison vs. Mia.	5-102
12/11/16	Hilton vs. Hou.	9-115	11/4/12	Avery vs. Mia.	5-108	11/22/98	Faulk at Buf.	8-102
9/30/18	Hilton vs. Hou.	4-115	10/18/20	M. Johnson vs. Cin.	5-108	11/14/04	Clark vs. Hou.	3-102
11/30/58	Berry vs. SF	9-114	10/20/57	Mutscheller at Det.	5-107	11/25/12	Wayne vs. Buf.	8-102
9/24/72	Mitchell vs. NYJ	8-114	11/15/64	Moore vs. Min.	3-107	11/4/12	Hilton vs. Mia.	6-102
12/12/76	Carr vs. Buf.	4-114	11/24/02	Harrison at Den.	11-107	12/28/58	*Moore at NYG	6-101
12/13/81	Carr at Was.	6-114	11/21/10	Wayne at NE	8-107	10/15/78	Doughty vs. NYJ	7-101
11/4/07	Addai vs. NE	5-114	11/14/13	Fleener at Ten.	8-107	11/26/89	Brooks vs. SD	8-101
11/9/08	Wayne at Pit.	6-114	12/8/13	Rogers at Cin.	6-107	11/19/95	Dawkins at NE	4-101
11/29/15	Moncrief vs. TB	8-114	10/19/14	Hilton vs. Cin.	7-107	12/16/01	Pollard vs. Atl.	5-101

RECORDS



Date	Player	No-Yds
12/1/02	Harrison vs. Hou.	9-101
12/10/06	Harrison at Jax.	6-101
11/12/20	Pittman Jr. at Ten.	7-101
10/20/57	Moore at Det.	6-100
11/18/62	Orr at GB	5-100
10/24/65	Orr vs. LAR	5-100
10/31/71	Richardson vs. Pit.	4-100
11/10/91	Hester at NYJ	5-100
12/14/97	Dilger at NYJ	5-100
10/26/03	Harrison vs. Hou.	8-100
11/16/03	Clark vs. NYJ	5-100
11/18/12	Hilton at N.E.	6-100
12/2/12	Hilton at Det.	6-100
9/29/13	Wayne at Jax.	5-100
12/23/17	Hilton vs. Bal.	6-100

*Postseason Game

LEADERS: Marvin Harrison, 60; Reggie Wayne, 46; T.Y. Hilton, 37; Raymond Berry, 24; Lenny Moore, 19; Jimmy Orr, 18; Roger Carr, 10; Dallas Clark, 10; Bill Brooks, 9; John Mackey, 8; Pierre Garcon, 8; Brandon Stokley, 7; Glenn Doughty, 6; Jim Mutscheller, 6; Sean Dawkins, 5; Michael Pittman Jr., 5; Willie Richardson, 5; Raymond Chester, 4; Marshall Faulk, 4; Jessie Hester, 4; Donte Moncrief, 4; Austin Collie, 3; Ken Dilger, 3; Coby Fleener, 3; Anthony Gonzalez, 3; Eddie Hinton, 3; Ray Perkins, 3; Andre Rison, 3; Terrence Wilkins, 3; Donnie Avery, 2; Ray Butler, 2; Sam Havrilak, 2; Anthony Johnson, 2; Marcus Johnson, 2; Reggie Langhorne, 2; Tom Mitchell, 2; Zach Pascal, 2; Marcus Pollard, 2; Torrance Small, 2; Joe Washington, 2; Joseph Addai, 1; Mo Alie-Cox, 1; Charles Arbuckle, 1; Albert Bentley, 1; Matt Bouza, 1; Wayne Capers, 1; Kerry Cash, 1; Jack Doyle, 1; Eric Ebron, 1; Dan Edwards, 1; E. G. Green, 1; Alex Hawkins, 1; Bernard Henry, 1; Roy Jefferson, 1; Marshall Johnson, 1; Tom Matte, 1; Don McCauley, 1; Lydell Mitchell, 1; Walter Murray, 1; Jerome Pathon, 1; Tracy Porter, 1; Chester Rogers, 1; Da'Rick Rogers, 1; George Taliaferro, 1; Jacob Tamme, 1; Jonathan Taylor, 1; Buddy Young, 1.

AGAINST OPPONENT: Jets, 26; Patriots, 25; Texans, 24; Commanders, 20; Jaguars, 20; Lions, 20; Titans, 18; Bears, 17; 49ers, 16; Bills, 15; Dolphins, 13; Bengals, 12; Broncos, 12; Vikings, 12; Chargers, 11; Packers, 11; Rams, 11; Eagles, 10; Giants, 10; Chiefs, 9; Browns, 8; Steelers, 8; Ravens, 8; Cardinals, 6; Cowboys, 6; Falcons, 6; Saints, 6; Buccaneers, 5; Raiders, 4; Seahawks, 4; Panthers, 3.

TWO 100-YARD RECEIVERS: Mutscheller (107), Moore (100) at Det. 10/20/57; Berry (178), Moore (101) at NYG 12/28/58*; Berry (156), Moore (115) vs. Cle. 11/1/59; Moore (109), Mutscheller (103) at Was. 11/8/59; Moore (140), Berry (113) vs. Chi. 10/2/60; Berry (137), Moore (137) vs. GB 11/6/60; Berry (181), Moore (139) vs. SF 11/26/60; Moore (139), Berry (117) vs. Det. 12/4/60; Orr (133), Berry (122) vs. Was. 12/8/62; Matte (116), Orr (111) at Was. 12/1/63; Mackey (144), Berry (127) vs. Min. 12/8/63; Berry (131), Orr (131) vs. Was. 11/6/66; Mackey (104), Orr (104) vs. Chi. 10/6/68; Richardson (126), Mackey (105) vs. St.L 11/17/68; Perkins (124), Richardson (100) vs. Pit. 10/31/71; Havrilak (115), T. Mitchell (114) vs. NYJ 9/24/72; Carr (136), Doughty (102) at Buf. 11/9/75; Chester (122), Doughty (110) vs. NE 12/18/77; Bouza (109), Capers (104) vs. GB 10/27/85; Green (124), Harrison (121) vs. Buf. 9/12/99; Wilkins (148), Harrison (103) vs. Jax. 9/25/00; Pathon (168), Harrison (146) vs. Buf. 9/23/01; Harrison (137), Wayne (121) at Phi. 11/10/02; Harrison (128), Wayne (104) vs. NYG 12/22/02; Wayne (141), Clark (100) vs. NYJ 11/16/03; Stokley (144), Harrison (133) vs. Den. 1/4/04*; Wayne (184), Stokley (110) vs. GB 9/26/04; Harrison (119), Wayne (119) at KC 10/31/04; Stokley (132), Clark (102) vs. Hou. 11/14/04; Stokley (153), Harrison (106) vs. Ten. 12/5/04; Stokley (123), Harrison (111) vs. SD 12/26/04; Wayne (221), Clark (112) vs. Den. 1/9/05*; Harrison (128), Wayne (124) at NE 11/7/05; Clark (125), Wayne (117) at Cin. 11/20/05; Wayne (135), Harrison (127) vs. Hou. 9/17/06; Wayne (110), Harrison (101) at Jax. 12/10/06; Clark (142), Wayne (104) vs. Det. 12/14/08; Wayne (108), Clark (105) at Jax. 12/18/08; Garcon (151), Collie (123) vs. NYJ 1/24/10*; Avery (108), Hilton (102) vs. Mia. 11/4/12, Wayne (119), Hilton (105), vs. Ten. 9/28/14; Hilton (155), Moncrief (113) at Pit. 10/26/14; Moncrief (134), Fleener (127) vs. Was. 11/30/14. **Total: 43**

RECORDS



10-PLUS RECEPTION GAMES (84)

Date	Player	No-Yds	Date	Player	No-Yds	Date	Player	No-Yds
10/3/10	Wayne at Jax.	15-196	9/24/67	Richardson at Phi.	11-184	11/24/91	Brooks vs. GB@M	10-70
12/26/99	Harrison at Cle.	14-138	9/28/70	Hinton vs. KC	11-190	11/7/93	Johnson at Was.	10-83
11/17/02	Harrison vs. Dal.	14-138	11/10/74	Mitchell vs. Den.	11-90	12/1/96	Faulk vs. Buf.	10-78
11/8/09	Clark vs. Hou.	14-119	11/27/77	McCauley at Den.	11-112	9/10/00	Harrison vs. Oak.	10-141
12/5/10	Wayne vs. Dal.	14-200	10/11/81	Dickey vs. Cin.	11-88	12/22/02	Harrison vs. NYG	10-128
12/15/74	Mitchell vs. NYJ	13-82	11/8/81	McMillan vs. NYJ	11-68	9/21/03	Wayne vs. Jax.	10-141
9/2/79	Washington at KC	13-130	9/1/91	Johnson vs. NE	11-87	12/7/03	Harrison at Ten.	10-124
9/26/99	Harrison at SD	13-196	9/15/02	Harrison vs. Mia.	11-144	9/19/04	Harrison at Ten.	10-98
10/8/00	Harrison at NE	13-159	10/21/02	James at Pit.	11-82	1/9/05	*Wayne vs. Den.	10-221
10/7/12	Wayne vs. GB	13-212	11/3/02	Harrison vs. Ten.	11-99	12/18/05	Wayne vs. SD	10-91
1/4/14	*Hilton vs. KC	13-224	11/24/02	Harrison at Den.	11-107	10/29/06	Wayne at Den.	10-138
10/16/22	Pittman Jr. vs. Jax.	13-134	10/6/03	Harrison at TB	11-176	2/4/07	*Addai vs. Chi.	10-66
11/10/57	Berry at Was.	12-224	9/26/04	Wayne vs. GB	11-184	11/11/07	Wayne at SD	10-140
12/28/58	*Berry at NYG	12-178	1/24/10	*Garcon vs. NYJ	11-151	12/23/07	Wayne vs. Hou.	10-143
11/28/76	Mitchell vs. NYJ	12-64	9/12/10	Collie at Hou.	11-163	9/7/08	Wayne vs. Chi.	10-86
11/7/93	Langhorne at Was.	12-203	9/12/10	Clark at Hou.	11-80	9/13/09	Wayne vs. Jax.	10-162
12/24/00	Harrison vs. Min.	12-109	11/7/10	Tamme at Phi.	11-108	10/11/09	Addai at Ten.	10-53
12/23/01	Harrison vs. NYJ	12-127	11/7/10	Wayne at Phi.	11-83	11/15/09	Wayne vs. NE	10-126
10/13/02	Harrison vs. Balt.	12-150	9/28/58	Berry vs. Det.	10-149	12/7/14	Hilton at Cle.	10-150
11/25/04	Harrison at Det.	12-127	10/25/59	Berry vs. GB	10-117	1/4/15	*Herron vs. Cin.	10-85
12/14/08	Clark vs. Det.	12-142	11/6/60	Berry vs. GB	10-137	10/9/16	Hilton vs. Chi.	10-171
12/30/07	Wayne vs. Ten.	12-87	12/4/60	Berry vs. Det.	10-117	12/2/18	Ebron at Jax.	10-81
11/1/09	Wayne vs. SF	12-147	12/12/65	Berry vs. GB	10-125	10/31/21	Pittman Jr. vs. Ten.	10-86
9/26/10	Collie at Den.	12-171	11/6/66	Berry vs. Was.	10-131	10/16/22	Jackson vs. Jax.	10-79
10/29/17	Doyle at Cin.	12-121	11/12/78	McCauley at Sea.	10-88	10/23/22	Campbell at Ten.	10-70
11/1/59	Berry vs. Cle.	11-156	11/11/79	Washington at Mia.	10-121	12/17/22	Pittman Jr. at Min.	10-60
10/23/60	Berry at Det.	11-186	11/18/79	McCauley at NE	10-80			
12/8/62	Berry vs. Was.	11-122	12/2/79	Washington at NYJ	10-57			
12/29/13	Hilton vs. Jax.	11-155	9/15/91	Johnson at LA Raiders	10-89			

*Postseason Game

LEADERS: Marvin Harrison, 16; Reggie Wayne, 16; Raymond Berry 11; T.Y. Hilton, 4; Dallas Clark, 3; Anthony Johnson, 3; Don McCauley, 3; Lydell Mitchell, 3; Michael Pittman Jr., 3; Joe Washington, 3; Joseph Addai, 2; Austin Collie, 2; Bill Brooks, 1; Parris Campbell, 1; Curtis Dickey, 1; Jack Doyle, 1; Eric Ebron, 1; Marshall Faulk, 1; Pierre Garcon, 1; Daniel Herron, 1; Eddie Hinton, 1; Deon Jackson, 1; Edgerrin James, 1; Reggie Langhorne, 1; Randy McMillan, 1; Willie Richardson, 1; Jacob Tamme, 1.

TWO 10-PLUS RECEIVERS: Pittman Jr. (13), Jackson (10) vs. Jax. 10/16/22; Langhorne (12), Johnson (10) at Was. 11/7/93; Collie (11), Clark (11) at Hou. 9/12/10; Tamme (11), Wayne (11) at Phi. 11/7/10. **Total: 4**

RECORDS



YEAR-BY-YEAR LEADERS

SCORING					SCORING						
		TD	PAT	FG	TP		TD	PAT	FG	TP	
1953	Bert Rechichar	3	0-0	5-12	33	2011	Adam Vinatieri	0	24-24	23-27	93
1954	Gary Kerkorian	1	11-12	5-10	32	2012	Adam Vinatieri	0	37-37	26-33	115
1955	Bert Rechichar	0	25-26	10-24	55	2013	Adam Vinatieri	0	34-34	35-40	139
1956	Lenny Moore	9	0-0	0-0	54	2014	Adam Vinatieri	0	50-50	30-31	140
1957	Lenny Moore	11	0-0	0-0	66	2015	Adam Vinatieri	0	32-35	25-27	107
1958	Lenny Moore	14	0-0	0-0	84	2016	Adam Vinatieri	0	44-44	27-31	125
1959	Raymond Berry	14	0-0	0-0	84	2017	Adam Vinatieri	0	22-24	29-34	109
1960	Lenny Moore	13	0-0	0-0	78	2018	Adam Vinatieri	0	44-47	23-27	113
1961	Steve Myhra	0	33-34	21-39	96	2019	Adam Vinatieri	0	22-28	17-25	73
1962	Dick Bielski	2	25-28	11-25	70	2020	Rodrigo Blankenship	0	43-45	32-37	139
1963	Jim Martin	0	32-35	24-39	104	2021	Jonathan Taylor	20	0-0	0-0	120
1964	Lenny Moore	20	0-0	0-0	120	2022	Chase McLaughlin	0	21-21	30-36	111
1965	Lou Michaels	0	48-48	17-28	101						
1966	Lou Michaels	0	35-36	21-39	98						
1967	Lou Michaels	0	46-48	20-37	106						
1968	Lou Michaels	0	48-50	18-28	102						
1969	Tom Matte	13	0-0	0-0	78						
1970	Jim O'Brien	0	36-38	19-34	93						
1971	Jim O'Brien	0	35-36	20-29	95						
1972	Jim O'Brien	2	24-24	13-31	75						
1973	George Hunt	0	22-24	16-28	70						
1974	Toni Linhart	0	22-22	12-20	58						
1975	Lydell Mitchell	15	0-0	0-0	90						
1976	Toni Linhart	0	49-51	20-27	109						
1977	Toni Linhart	0	32-35	17-26	83						
1978	Toni Linhart	0	27-31	8-17	51						
1979	Steve Mike-Mayer	0	28-29	11-20	61						
1980	Steve Mike-Mayer	0	43-46	12-23	79						
1981	Curtis Dickey	10	0-0	0-0	60						
1982	Mike Wood	0	6-6	6-10	24						
1983	Raul Allegre	0	22-24	30-35	112						
1984	Raul Allegre	0	14-14	11-18	47						
1985	Raul Allegre	0	36-39	16-26	84						
1986	Dean Biasucci	0	26-27	13-25	65						
1987	Dean Biasucci	0	24-24	24-27	96						
1988	Dean Biasucci	0	39-40	25-32	114						
1989	Dean Biasucci	0	31-32	21-27	94						
1990	Dean Biasucci	0	32-33	17-24	83						
1991	Dean Biasucci	0	14-14	15-26	59						
1992	Dean Biasucci	0	24-24	16-29	72						
1993	Dean Biasucci	0	15-16	26-31	93						
1994	Dean Biasucci	0	37-37	16-24	85						
1995	Marshall Faulk	14	0-0	0-0	84						
1996	Cary Blanchard	0	27-27	36-40	135						
1997	Cary Blanchard	0	21-21	32-41	117						
1998	Mike Vanderjagt	0	23-23	27-31	104						
1999	Mike Vanderjagt	0	43-43	34-38	145						
2000	Mike Vanderjagt	0	46-46	25-27	121						
2001	Mike Vanderjagt	0	41-42	28-34	125						
2002	Mike Vanderjagt	0	34-34	23-31	103						
2003	Mike Vanderjagt	0	46-46	37-37	157						
2004	Mike Vanderjagt	0	59-60	20-25	119						
2005	Mike Vanderjagt	0	52-52	23-25	121						
2006	Adam Vinatieri	0	38-38	25-28	113						
2007	Adam Vinatieri	0	49-51	23-29	118						
2008	Adam Vinatieri	0	43-43	20-25	103						
2009	Joseph Addai	13	0-0	0-0	78						
2010	Adam Vinatieri	0	51-51	26-28	129						



Adam Vinatieri led the team in scoring for a franchise-record 13 seasons.

RECORDS



YEAR-BY-YEAR LEADERS

RUSHING						
	Yards	Attempts	Avg.	Long	TD	
1953	John Huzvar	515	119	4.3	36	4
1954	Buddy Young	311	70	4.4	57	2
1955	Alan Ameche	961	213	4.5	79	9
1956	Alan Ameche	858	178	4.8	43	8
1957	Alan Ameche	493	144	3.4	49	5
1958	Alan Ameche	791	171	4.6	22	8
1959	Alan Ameche	679	178	3.8	26	7
1960	Lenny Moore	374	91	4.1	57	4
1961	Joe Perry	675	168	4.0	27	3
1962	Lenny Moore	470	106	4.4	25	2
1963	Tom Matte	541	133	4.1	31	4
1964	Lenny Moore	584	157	3.7	32	16
1965	Jerry Hill	516	147	3.5	20	5
1966	Tony Lorick	524	143	3.7	41	3
1967	Tom Matte	636	147	4.3	30	9
1968	Tom Matte	662	183	3.6	23	9
1969	Tom Matte	909	235	3.9	26	11
1970	Norm Bulaich	426	139	3.0	15	3
1971	Norm Bulaich	741	152	4.9	67	8
1972	Don McCauley	675	178	3.8	36	2
1973	Lydell Mitchell	963	253	3.8	36	2
1974	Lydell Mitchell	757	214	3.5	31	5
1975	Lydell Mitchell	1193	289	4.1	70	11
1976	Lydell Mitchell	1200	289	4.2	43	5
1977	Lydell Mitchell	1159	301	3.9	64	3
1978	Joe Washington	956	240	4.0	29	0
1979	Joe Washington	884	242	3.6	26	4
1980	Curtis Dickey	800	176	4.5	51t	11
1981	Curtis Dickey	779	164	4.8	67t	7
1982	Randy McMillan	305	101	3.0	13	1
1983	Curtis Dickey	1122	254	4.4	56	4
1984	Randy McMillan	705	163	4.3	31	5
1985	Randy McMillan	858	190	4.5	38	7
1986	Randy McMillan	609	189	3.2	28	3
1987	Eric Dickerson	1011	223	4.5	53	5
1988	Eric Dickerson	1659	388	4.3	41t	14
1989	Eric Dickerson	1311	314	4.2	21t	7
1990	Eric Dickerson	677	166	4.1	43	4
1991	Eric Dickerson	536	167	3.2	28	2
1992	Anthony Johnson	592	178	3.3	19	0
1993	Roosevelt Potts	711	179	4.0	34	0
1994	Marshall Faulk	1282	314	4.1	52	11
1995	Marshall Faulk	1078	289	3.7	40	11
1996	Marshall Faulk	587	198	3.0	43	7
1997	Marshall Faulk	1054	264	4.0	45	7
1998	Marshall Faulk	1319	324	4.1	68t	6
1999	Edgerrin James	1553	369	4.2	72	13
2000	Edgerrin James	1709	387	4.4	30	13
2001	Dominic Rhodes	1104	233	4.7	77t	9
2002	Edgerrin James	989	277	3.6	20	2
2003	Edgerrin James	1259	310	4.1	43	11
2004	Edgerrin James	1548	334	4.6	40	9
2005	Edgerrin James	1506	360	4.2	33	13
2006	Joseph Addai	1081	226	4.8	41	7
2007	Joseph Addai	1072	261	4.1	23	12
2008	Joseph Addai	544	155	3.5	23	5
2009	Joseph Addai	828	219	3.8	21t	10
2010	Donald Brown	497	129	3.9	49	2

RUSHING						
	Yards	Attempts	Avg.	Long	TD	
2011	Donald Brown	645	134	4.8	80t	5
2012	Vick Ballard	814	211	3.9	26	2
2013	Donald Brown	537	102	5.3	51t	6
2014	Trent Richardson	579	159	3.3	27	3
2015	Frank Gore	967	260	3.7	37t	6
2016	Frank Gore	1025	263	3.9	22	4
2017	Frank Gore	961	261	3.7	21	3
2018	Marlon Mack	908	195	4.7	49	9
2019	Marlon Mack	1091	247	4.4	63t	8
2020	Jonathan Taylor	1169	232	5.0	62t	11
2021	Jonathan Taylor	1811	332	5.5	83	18
2022	Jonathan Taylor	861	192	4.5	66t	4




Edgerrin James led the Colts in rushing for a team-record six seasons.

RECORDS



YEAR-BY-YEAR LEADERS

PASSING							PASSING								
	Attempts	Comp.	Pct.	Yards	TD	Int		Attempts	Comp.	Pct.	Yards	TD	Int		
1953	Fred Enke	169	71	42.0	1054	8	15	2000	Peyton Manning	571	357	62.5	4413	33	15
1954	Gary Kerkerian	217	117	53.9	1515	9	12	2001	Peyton Manning	547	343	62.7	4131	26	23
1955	George Shaw	237	119	50.2	1586	10	19	2002	Peyton Manning	591	392	66.3	4200	27	19
1956	John Unitas	198	110	55.6	1498	9	10	2003	Peyton Manning	566	379	67.0	4267	29	10
1957	John Unitas	301	172	57.1	2550	24	17	2004	Peyton Manning	497	336	67.6	4557	49	10
1958	John Unitas	263	136	51.7	2007	19	7	2005	Peyton Manning	453	305	67.3	3747	28	10
1959	John Unitas	367	193	52.6	2899	32	14	2006	Peyton Manning	557	362	65.0	4397	31	9
1960	John Unitas	378	190	50.3	3099	25	24	2007	Peyton Manning	515	337	65.4	4040	31	14
1961	John Unitas	420	229	54.5	2990	16	24	2008	Peyton Manning	555	371	66.8	4002	27	12
1962	John Unitas	389	222	57.1	2967	23	23	2009	Peyton Manning	571	393	66.8	4500	33	16
1963	John Unitas	410	237	57.8	3481	20	12	2010	Peyton Manning	679	450	66.3	4700	33	17
1964	John Unitas	305	158	51.8	2824	19	6	2011	Curtis Painter	243	132	54.3	1541	6	9
1965	John Unitas	282	164	58.2	2530	23	12	2012	Andrew Luck	627	339	54.1	4374	23	18
1966	John Unitas	348	195	56.0	2748	22	24	2013	Andrew Luck	570	343	60.2	3822	23	9
1967	John Unitas	436	255	58.5	3428	20	16	2014	Andrew Luck	616	380	61.7	4761	40	16
1968	Earl Morrall	317	182	57.4	2909	26	17	2015	Andrew Luck	293	162	55.3	1881	15	12
1969	John Unitas	327	178	54.4	2342	12	20	2016	Andrew Luck	545	346	63.5	4240	31	13
1970	John Unitas	321	166	51.7	2213	14	18	2017	Jacoby Brissett	469	276	58.8	3098	13	7
1971	John Unitas	176	92	52.3	942	3	9	2018	Andrew Luck	639	430	67.3	4593	39	15
1972	Marty Domres	222	115	51.8	1392	11	6	2019	Jacoby Brissett	447	272	60.9	2942	18	6
1973	Marty Domres	191	93	48.7	1153	9	13	2020	Philip Rivers	543	369	68.0	4169	24	11
1974	Bert Jones	270	143	53.0	1610	8	12	2021	Carson Wentz	516	322	62.4	3563	27	7
1975	Bert Jones	344	203	59.0	2483	18	8	2022	Matt Ryan	461	309	67.0	3057	14	13
1976	Bert Jones	343	207	60.4	3104	24	9								
1977	Bert Jones	393	224	57.0	2686	17	11								
1978	Bill Troup	296	154	52.0	1882	10	21								
1979	Greg Landry	457	270	59.1	2932	15	15								
1980	Bert Jones	446	248	55.6	3134	23	21								
1981	Bert Jones	426	244	57.3	3094	21	20								
1982	Mike Pagel	221	111	50.2	1281	5	7								
1983	Mike Pagel	328	163	49.7	2353	12	17								
1984	Mike Pagel	212	114	53.8	1426	8	8								
1985	Mike Pagel	394	199	50.5	2414	14	15								
1986	Jack Trudeau	417	204	48.9	2225	8	18								
1987	Jack Trudeau	229	128	55.9	1587	6	6								
1988	Chris Chandler	233	129	55.4	1619	8	12								
1989	Jack Trudeau	362	190	52.5	2317	15	13								
1990	Jeff George	334	181	54.2	2152	16	13								
1991	Jeff George	485	292	60.2	2910	10	12								
1992	Jeff George	306	167	54.6	1963	7	15								
1993	Jeff George	407	234	57.5	2526	8	6								
1994	Jim Harbaugh	202	125	61.9	1440	9	6								
1995	Jim Harbaugh	314	200	63.7	2575	17	5								
1996	Jim Harbaugh	405	232	57.3	2630	13	11								
1997	Jim Harbaugh	309	189	61.2	2060	10	4								
1998	Peyton Manning	575	326	56.7	3739	26	28								
1999	Peyton Manning	533	331	62.1	4135	26	15								



John Unitas led the Colts in passing for a franchise-record 15 seasons.

RECORDS



YEAR-BY-YEAR LEADERS

RECEPTIONS	No.	Yards	Avg.	Long	TD	
1953	Dan Edwards	35	312	8.9	32	3
1954	Dan Edwards	40	531	13.3	42	1
1955	Jim Mutscheller	33	518	15.7	48	7
1956	Jim Mutscheller	44	715	16.3	53	6
1957	Raymond Berry	47	800	17.0	67	6
1958	Raymond Berry	56	794	14.2	54	9
1959	Raymond Berry	66	959	14.5	55	14
1960	Raymond Berry	74	1298	17.5	70	10
1961	Raymond Berry	75	837	11.6	44	0
1962	Jimmy Orr	55	974	17.7	80	11
1963	Tom Matte	48	466	9.7	49	1
1964	Raymond Berry	43	663	15.4	46	6
1965	Raymond Berry	58	739	12.7	40	7
1966	Raymond Berry	56	786	14.0	40	7
1967	Willie Richardson	63	860	13.7	31	8
1968	John Mackey	45	644	14.3	45	5
1969	Willie Richardson	43	646	15.0	39	3
1970	Eddie Hinton	47	733	15.3	40	5
1971	Tom Mitchell	33	402	12.2	35	0
1972	Tom Mitchell	40	494	12.3	34	4
1973	Glenn Doughty	25	587	23.5	66	4
1974	Lydell Mitchell	72	544	7.6	24	2
1975	Lydell Mitchell	60	544	9.1	35	4
1976	Lydell Mitchell	60	555	9.3	40	3
1977	Lydell Mitchell	71	620	8.7	38	4
1978	Joe Washington	45	377	8.4	33	1
1979	Joe Washington	82	750	9.1	43t	3
1980	Roger Carr	61	924	15.1	43	5
1981	Randy McMillan	50	466	9.3	31	1
1982	Matt Bouza	22	287	13.0	34	2
1983	Bernard Henry	30	416	13.9	40t	4
1984	Ray Butler	43	664	15.4	74t	6
1985	Pat Beach	36	376	10.4	30	6
1986	Matt Bouza	71	830	11.7	33	5
1987	Bill Brooks	51	722	14.2	52t	3
1988	Bill Brooks	54	867	16.1	53t	3
1989	Bill Brooks	63	919	14.6	55t	4
1990	Albert Bentley	71	664	9.4	73	2
1991	Bill Brooks	72	888	12.3	46	4
1992	Reggie Langhorne	65	811	12.5	34	1
1993	Reggie Langhorne	85	1038	12.2	72t	3
1994	Floyd Turner	52	593	11.4	28	6
1995	Marshall Faulk	56	475	8.5	34	3
1996	Marvin Harrison	64	836	13.1	41	8
1997	Marvin Harrison	73	866	11.9	44	6
1998	Marshall Faulk	86	908	10.6	78t	4
1999	Marvin Harrison	115	1663	14.5	57t	13

RECEPTIONS	No.	Yards	Avg.	Long	TD	
2000	Marvin Harrison	102	1413	13.9	78t	14
2001	Marvin Harrison	109	1524	14.0	68	15
2002	Marvin Harrison	143	1722	12.0	69	11
2003	Marvin Harrison	94	1272	13.5	79t	10
2004	Marvin Harrison	86	1113	12.9	59	15
2005	Reggie Wayne	83	1055	12.7	66t	5
2006	Marvin Harrison	95	1366	14.4	68t	12
2007	Reggie Wayne	104	1510	14.5	64	10
2008	Reggie Wayne	82	1145	14.0	65t	6
2009	Reggie Wayne	100	1264	12.6	65t	10
	Dallas Clark	100	1106	11.1	80t	10
2010	Reggie Wayne	111	1355	12.2	50	6
2011	Reggie Wayne	75	960	12.8	56t	4
2012	Reggie Wayne	106	1355	12.8	33	5
2013	T.Y. Hilton	82	1083	13.2	73t	5
2014	T.Y. Hilton	82	1345	16.4	73t	7
2015	T.Y. Hilton	69	1124	16.3	87t	5
2016	T.Y. Hilton	91	1448	15.9	63t	6
2017	Jack Doyle	80	690	8.6	26	4
2018	T.Y. Hilton	76	1270	16.7	68t	6
2019	T.Y. Hilton	45	501	11.1	35	5
2020	Nyheim Hines	63	482	7.7	29t	4
2021	Michael Pittman Jr.	88	1082	12.3	57	6
2022	Michael Pittman Jr.	99	925	9.3	28	4



Marvin Harrison led the team in receptions for a franchise-record nine seasons.

RECORDS



YEAR-BY-YEAR LEADERS

KICKOFF RETURNS	No.	Yards	Avg.	Long	TD	
1953	Larry Coutre	12	318	26.5	78	0
1954	Buddy Young	13	308	23.7	30	0
1955	Bob White	14	400	28.6	54	0
1956	Billy Vessels	16	379	23.7	42	0
1957	Jack Call	14	329	23.5	45	0
1958	Lenny Lyles	11	398	36.2	103t	2
1959	Johnny Sample	17	457	26.9	80	0
1960	Johnny Sample	18	519	28.8	94	1
1961	Lenny Lyles	28	672	24.0	64	0
1962	Bake Turner	20	504	25.2	37	0
1963	Tom Matte	16	331	20.7	34	0
1964	Tony Lorick	13	385	29.6	71	0
1965	Alvin Haymond	20	614	30.7	53	0
1966	Lenny Moore	18	453	25.2	54	0
1967	Lenny Moore	16	392	24.4	37	0
1968	Preston Pearson	15	527	30.4	102t	2
1969	Jim Duncan	19	560	29.5	92	1
1970	Jim Duncan	20	707	35.4	99	1
1971	Charlie Pittman	14	330	23.6	37	0
1972	Bruce Laird	29	843	29.1	73	0
1973	Cotton Speyrer	17	496	29.1	101t	1
1974	Bruce Laird	19	499	26.3	55	0
1975	Bruce Laird	31	799	25.8	65	0
1976	Howard Stevens	30	710	23.7	83	0
1977	Bruce Laird	24	541	22.5	35	0
1978	Marshall Johnson	41	927	22.6	57t	0
1979	Nesby Glasgow	50	1126	22.5	58t	0
1980	Nesby Glasgow	33	743	22.5	44t	0
1981	Zachary Dixon	36	737	20.5	46t	0
1982	Larry Anderson	27	517	19.1	33t	0
1983	Kendall Williams	20	490	24.5	90t	0
1984	Phil Smith	32	651	20.3	96t	1
1985	Albert Bentley	27	674	25.0	48t	0
1986	Albert Bentley	32	687	21.5	37t	0
1987	Albert Bentley	22	500	22.7	45t	0
1988	Albert Bentley	39	775	19.9	40t	0
1989	Clarence Verdin	19	371	19.5	29t	0
1990	Stacey Simmons	19	348	18.3	34t	0
1991	Clarence Verdin	36	689	19.1	88t	1
1992	Clarence Verdin	39	815	20.9	42t	0
1993	Clarence Verdin	50	1050	21.0	38t	0
1994	Ronald Humphrey	35	783	22.4	95t	1
1995	Aaron Bailey	21	495	23.6	95t	1
1996	Aaron Bailey	43	1041	24.2	95t	1
1997	Aaron Bailey	55	1206	21.9	61t	0
1998	Aaron Bailey	34	759	22.3	44t	0
1999	Terrence Wilkins	51	1134	22.2	97t	1
2000	Jerome Pathon	26	583	22.4	48	0
2001	Terrence Wilkins	44	1007	22.9	50	0
2002	Troy Walters	53	1150	21.7	44	0
2003	Brad Pyatt	19	544	28.6	90	0
2004	Dominic Rhodes	48	1188	24.8	88t	1
2005	Dominic Rhodes	41	855	20.9	39	0
2006	Terrence Wilkins	52	1272	24.5	70	0
2007	T.J. Rushing	31	714	23.0	47	0
2008	Pierre Garcon	22	475	21.6	39	0
2009	Chad Simpson	38	898	23.6	93t	1
2010	Justin Tryon	14	299	21.4	39	0

KICKOFF RETURNS	No.	Yards	Avg.	Long	TD	
2011	Joe Lefeged	31	578	18.6	51	0
2012	Cassius Vaughn	10	209	20.9	40	0
2013	David Reed	24	590	24.6	39	0
2014	Josh Cribbs	19	608	32.0	76	0
2015	Quan Bray	21	570	27.1	60	0
2016	Jordan Todman	16	478	29.9	99t	1
2017	Quan Bray	18	430	23.9	60	0
2018	Zach Pascal	14	297	21.2	29	0
2019	Zach Pascal	10	263	26.3	47	0
2020	Isaiah Rodgers	24	692	28.8	101t	1
2021	Isaiah Rodgers	19	501	26.4	72	0
2022	Dallis Flowers	23	715	31.1	89	0



Terrence Wilkins holds the franchise single-season record for kickoff return yards with 1,272 in 2006.

RECORDS



YEAR-BY-YEAR LEADERS

PUNT RETURNS		No.	Yards	Avg.	Long	TD	FC
1953	George Taliaferro	10	31	3.1	7	0	
1954	Buddy Young	14	60	4.3	16	0	
1955	Bert Rechichar	30	121	4.0	24	0	
1956	Carl Taseff	27	233	8.6	90	1	
1957	Bert Rechichar	22	71	3.2	22	0	
1958	Carl Taseff	29	196	6.8	33	0	
1959	Carl Taseff	15	104	6.9	25	0	
1960	Johnny Sample	14	101	7.2	26	0	
1961	Bob Boyd	18	173	9.6	46	0	
1962	Bake Turner	9	94	10.4	43	0	
1963	Jerry Logan	28	279	10.0	38	0	0
1964	Wendell Harris	17	214	12.6	39	0	5
1965	Alvin Haymond	41	403	9.8	55	0	9
1966	Alvin Haymond	40	347	8.7	64	0	8
1967	Alvin Haymond	26	155	6.0	31	0	4
1968	Rick Volk	25	198	7.9	24	0	7
1969	Rick Volk	10	58	5.8	14	0	6
1970	Ron Gardin	28	330	11.8	80	1	20
1971	Rick Volk	22	118	5.4	18	0	20
1972	Bruce Laird	34	303	8.9	42	0	11
1973	Bruce Laird	15	72	4.8	13	0	6
1974	Tim Berra	16	114	7.1	14	0	2
1975	Howard Stevens	36	396	11.0	53	0	8
1976	Howard Stevens	39	31	7.9	44	0	9
1977	Howard Stevens	34	301	8.9	24	0	6
1978	Marshall Johnson	25	143	5.7	17	0	10
1979	Nesby Glasgow	44	352	8.0	75t	1	11
1980	Nesby Glasgow	23	187	8.1	20	0	15
1981	David Shula	10	50	5.0	11	0	7
1982	Larry Anderson	8	54	6.8	28t	0	4
1983	Larry Anderson	20	138	6.9	20t	0	4
1984	Larry Anderson	27	182	6.7	19t	0	7
1985	Robbie Martin	40	443	11.1	70t	1	7
1986	Bill Brooks	18	141	7.8	18t	0	7
1987	Bill Brooks	22	136	6.2	17t	0	9
1988	Clarence Verdin	22	239	10.9	73t	1	7
1989	Clarence Verdin	23	296	12.9	49t	1	5
1990	Clarence Verdin	28	352	12.6	36t	0	3
1991	Clarence Verdin	25	163	6.6	22t	0	10
1992	Clarence Verdin	24	268	11.2	84t	2	12
1993	Clarence Verdin	30	173	5.8	24t	0	17
1994	Dewell Brewer	42	339	8.1	75t	1	8
1995	Ray Buchanan	16	113	7.1	17t	0	4
1996	Marvin Harrison	18	177	9.8	31t	0	9
1997	Brian Stablein	17	133	7.8	20t	0	9
1998	Aaron Bailey	19	176	9.3	33t	0	4
1999	Terrence Wilkins	41	388	9.5	39t	1	17
2000	Terrence Wilkins	29	240	8.3	36	0	13
2001	Terrence Wilkins	21	219	10.4	78	1	4
2002	Troy Walters	35	270	7.7	34	0	15
2003	Brad Pyatt	12	110	9.5	21	0	8
2004	Jason David	8	50	6.3	13	0	4
2005	Troy Walters	21	172	8.2	29	0	25
2006	Terrence Wilkins	21	193	9.2	82t	1	13
2007	T.J. Rushing	19	249	13.1	90t	1	14
2008	Keiwan Ratliff	16	89	5.6	19	0	12
2009	T.J. Rushing	21	119	5.7	22	0	22
2010	Blair White	10	80	8.0	18	0	14

PUNT RETURNS		No.	Yards	Avg.	Long	TD	FC
2011	Pierre Garcon	16	44	2.8	20	0	8
2012	T.Y. Hilton	26	300	11.5	75t	1	18
2013	T.Y. Hilton	17	159	9.4	34	0	12
2014	Griff Whalen	26	187	7.2	22	0	17
2015	Quan Bray	21	166	7.9	33	0	7
2016	Chester Rogers	13	119	9.2	30	0	12
2017	Quan Bray	17	90	5.3	20	0	8
2018	Chester Rogers	23	215	9.3	51	0	28
2019	Chester Rogers	14	137	9.8	21	0	17
2020	Nyheim Hines	30	300	10.0	26	0	14
2021	Nyheim Hines	23	170	7.4	16	0	14
2022	Keke Coutee	17	152	8.9	19	0	9



Clarence Verdin holds six seasons leading the team in punt returns, which is a franchise record.

RECORDS



YEAR-BY-YEAR LEADERS

INTERCEPTIONS		No.	Yards	Avg.	Long	TD
1953	Tom Keane	11	118	10.7	35	0
1954	Don Shula	5	84	16.8	25	0
	Tom Keane	5	22	4.4	7	0
1955	Bert Rechichar	6	109	18.2	40	0
1956	Bert Rechichar	4	63	15.8	42	0
1957	Milt Davis	10	219	21.9	75	2
1958	Andy Nelson	8	199	24.9	69	1
	Ray Brown	8	149	18.6	30	0
1959	Milt Davis	7	119	17.0	57	1
	Don Shinnick	7	70	10.0	23	0
1960	Bob Boyd	7	132	18.9	74	0
1961	Gary Glick	4	18	4.5	10	0
1962	Bob Boyd	7	163	23.3	38	0
1963	Jim Welch	4	49	12.3	15	0
1964	Bob Boyd	9	185	20.6	47	0
1965	Bob Boyd	9	78	8.7	24	1
1966	Bob Boyd	6	114	19.0	37t	1
1967	Bob Boyd	6	145	24.2	41t	1
	Rick Volk	6	145	24.2	94t	1
1968	Bob Boyd	8	160	20.0	49t	1
1969	Rick Volk	4	36	9.0	23t	0
1970	Jerry Logan	6	92	15.3	33t	2
1971	Charlie Stukes	8	95	11.9	40t	0
1972	Charlie Stukes	5	23	4.6	11t	0
1973	Stan White	4	40	10.0	22t	1
1974	Mike Curtis	3	24	8.0	11t	0
1975	Stan White	8*	135	16.9	32t	1
1976	Jackie Wallace	5	105	21.0	41t	0
1977	Lyle Blackwood	10	163	16.3	37t	0
1978	Norm Thompson	6	52	8.7	31t	0
1979	Sanders Shiver	4	85	21.2	52t	0
	Lyle Blackwood	4	63	15.8	27t	0
	Larry Braziel	4	49	12.2	31t	1
1980	Bruce Laird	5	71	14.2	18t	0
1981	Bruce Laird	3	59	19.7	24t	0
	Larry Braziel	3	35	11.7	27t	0
1982	Kim Anderson	2	25	12.5	25t	0
1983	Derrick Hatchett	4	36	9.0	25t	0
1984	Eugene Daniel	6	25	4.2	18t	0
1985	Eugene Daniel	8	53	6.6	29t	0
1986	Leonard Coleman	4	36	9.0	31t	0
1987	Mike Prior	6	57	9.5	38t	0
1988	Willie Tullis	4	36	9.0	20t	0
1989	Keith Taylor	7	225	32.1	80t	1
1990	Mike Prior	3	66	22.0	36t	0
1991	John Baylor	4	50	12.5	32t	0
1992	Mike Prior	6	44	7.3	19t	0
1993	Ray Buchanan	4	45	11.3	28t	0
1994	Ray Buchanan	8	221	27.6	90t	3
1995	Eugene Daniel	3	142	47.3	97t	1
	Ashley Ambrose	3	12	4.0	7t	0
1996	Jason Belser	4	81	20.3	44t	2
1997	Jason Belser	2	121	60.5	50t	1
1998	(Seven players tied at 1)					
1999	Tyrone Poole	3	85	28.3	38	0
2000	Jeff Burris	4	38	9.5	27t	1
2001	Jeff Burris	3	69	23.0	30	1
	David Macklin	3	15	5.0	11	0

INTERCEPTIONS		No.	Yards	Avg.	Long	TD
2002	Mike Peterson	3	96	32.0	53	0
2003	Nick Harper	4	121	30.3	75t	1
2004	Jason David	4	36	9.0	34t	1
2005	Cato June	5	115	23.0	36	2
2006	Nick Harper	3	18	6.0	19	0
	Cato June	3	14	4.7	8	0
2007	Gary Brackett	4	128	32.0	49	0
	Antoine Bethea	4	47	11.8	30	0
2008	Melvin Bullitt	4	7	1.8	3	0
2009	Antoine Bethea	4	19	4.8	19	0
2010	Kelvin Hayden	2	56	28.0	31t	2
	Jerraud Powers	2	11	5.5	11	0
	Aaron Francisco	2	10	5.0	11	0
2011	Joe Lefeged	2	25	12.5	25	0
	Jerraud Powers	2	19	9.5	13	1
2012	Darius Butler	4	101	25.3	51	2
2013	Darius Butler	4	79	19.8	41t	1
2014	Mike Adams	5	24	4.8	10	0
2015	Mike Adams	5	63	12.6	38	1
2016	Darius Butler	3	19	6.3	19	0
2017	Malik Hooker	3	73	24.3	32	0
	Rashaan Melvin	3	28	9.3	21	0
2018	Kenny Moore II	3	52	17.3	32	0
2019	Shaquille Leonard	5	92	18.4	80t	1
2020	Kenny Moore II	4	45	11.3	29t	1
2021	Kenny Moore II	4	78	19.5	32	0
	Shaquille Leonard	4	12	3.0	7	0
2022	Rodney Thomas II	4	51	12.8	35	0

*Tied for NFL Record (Linebackers)



Bob Boyd led the Colts in interceptions for a franchise-record seven seasons.

RECORDS



YEAR-BY-YEAR LEADERS

SACKS (*SINCE 1982)		No.
1982	Leo Wisniewski	2.5
1983	Vernon Maxwell	11.0
1984	Johnie Cooks	11.5
1985	Duane Bickett	6.0
1986	Duane Bickett	5.0
	Jon Hand	5.0
1987	Duane Bickett	8.0
1988	Jon Hand	5.0
1989	Jon Hand	10.0
1990	Sam Clancy	7.5
1991	(Three players tied)	5.0
1992	Chip Banks	9.0
1993	Jon Hand	5.5
1994	Tony Bennett	9.0
1995	Tony Bennett	10.5
1996	Richard Dent	6.5
1997	Dan Footman	10.5
1998	Ellis Johnson	8.0
1999	Chad Bratzke	12.0
2000	Chad Bratzke	7.5
2001	Chad Bratzke	8.5
2002	Dwight Freeney	13.0
2003	Dwight Freeney	11.0
2004	Dwight Freeney	16.0#
2005	Robert Mathis	11.5
2006	Robert Mathis	9.5
2007	Robert Mathis	7.0
2008	Robert Mathis	11.5
2009	Dwight Freeney	13.5
2010	Robert Mathis	11.0
2011	Robert Mathis	9.5
2012	Robert Mathis	8.0
2013	Robert Mathis	19.5#
2014	Jonathan Newsome	6.5
2015	Robert Mathis	7.0
	Kendall Langford	7.0
2016	Erik Walden	11.0
2017	Jabaal Sheard	5.5
2018	Denico Autry	9.0
2019	Justin Houston	11.0
2020	DeForest Buckner	9.5
2021	DeForest Buckner	7.0
2022	Yannick Ngakoue	9.5

#Led NFL



Robert Mathis set a franchise record and led the NFL with 19.5 sacks in 2013. He led the team in sacks for nine years.

RECORDS



YEAR-BY-YEAR LEADERS

PUNTING		No.	Yards	Avg.	Long	Blk
1953	George Taliaferro	65	2437	37.5	61	0
1954	Cotton Davidson	72	2678	37.2	55	1
1955	Monte Brethauer	55	2161	39.3	56	0
1956	Bert Rechichar	33	1277	38.7	56	0
1957	Cotton Davidson	47	1663	35.4	56	0
1958	Ray Brown	41	1635	39.9	60	0
1959	Dave Sherer	51	2132	41.8	60	0
1960	Ray Brown	52	2001	38.5	55	0
1961	Tom Gilburg	42	1804	43.0	61	0
1962	Tom Gilburg	57	2384	41.8	62	0
1963	Tom Gilburg	52	2173	41.8	64	0
1964	Joe Don Looney	32	1358	42.4	64	0
1965	Tom Gilburg	54	2139	39.6	66	0
1966	David Lee	49	2233	45.6	64	1
1967	David Lee	49	2079	42.4	68	0
1968	David Lee	49	1833	39.4	59	1
1969	David Lee	57	2580	45.3	66	0
1970	David Lee	63	2820	44.7	62	1
1971	David Lee	62	2542	41.0	76	0
1972	David Lee	57	2400	42.1	60	1
1973	David Lee	62	2398	38.7	60	2
1974	David Lee	71	2634	37.1	58	1
1975	David Lee	86	3402	39.6	62	1
1976	David Lee	59	2342	39.7	56	0
1977	David Lee	82	3142	38.3	59	2
1978	David Lee	92	3513	38.2	67	2
1979	Bucky Dilts	99	3657	36.9	53	2
1980	Mike Bragg	82	3203	39.1	59	2
1981	Mike Garrett	78	3071	39.4	57	0
1982	Rohn Stark	46	2044	44.4	60	0
1983	Rohn Stark	91	4124	45.3*	68	0
1984	Rohn Stark	98	4383	44.7	72	0
1985	Rohn Stark	78	3584	45.9*	68	2
1986	Rohn Stark	76	3432	45.2*	63	0
1987	Rohn Stark	61	2440	40.0	63	2
1988	Rohn Stark	64	2784	43.5	65	0
1989	Rohn Stark	79	3392	42.9	64	1
1990	Rohn Stark	71	3084	43.4	61	1
1991	Rohn Stark	82	3492	42.6	65	0
1992	Rohn Stark	83	3716	44.8	64	0
1993	Rohn Stark	83	3595	43.3	65	0
1994	Rohn Stark	73	3092	42.4	60	1
1995	Chris Gardocki	63	2681	42.6	69	0
1996	Chris Gardocki	68	3105	45.7	61	0
1997	Chris Gardocki	67	3034	45.3	72	0
1998	Chris Gardocki	79	3583	45.4	62	0
1999	Hunter Smith	58	2467	42.5	61	2
2000	Hunter Smith	65	2906	44.7	65	0
2001	Hunter Smith	68	3023	44.5	65	0
2002	Hunter Smith	66	2672	40.5	69	1
2003	Hunter Smith	62	2617	42.2	55	1
2004	Hunter Smith	54	2443	45.2	62	0
2005	Hunter Smith	52	2301	44.3	58	0
2006	Hunter Smith	47	2085	44.4	61	1
2007	Hunter Smith	52	2181	41.9	63	0
2008	Hunter Smith	53	2345	44.2	64	0
2009	Pat McAfee	64	2837	44.3	60	0
2010	Pat McAfee	65	2731	42.0	66	0

PUNTING		No.	Yards	Avg.	Long	Blk
2011	Pat McAfee	88	4098	46.6	64	1
2012	Pat McAfee	73	3520	48.2	64	1
2013	Pat McAfee	76	3499	46.0	65	1
2014	Pat McAfee	69	3221	46.7	61	0
2015	Pat McAfee	85	4052	47.7	63	0
2016	Pat McAfee	55	2711	49.3*	74	1
2017	Rigoberto Sanchez	84	3764	44.8	61	1
2018	Rigoberto Sanchez	57	2629	46.1	63	0
2019	Rigoberto Sanchez	59	2619	44.4	60	0
2020	Rigoberto Sanchez	42	1940	46.2	60	1
2021	Rigoberto Sanchez	59	2627	44.5	79	0
2022	Matt Haack	70	3133	44.8	70	1

*Led NFL



Rohn Stark led the team in punting for a franchise-record 13 seasons and led the NFL in average in three separate years.

RECORDS



COLTS YEAR-BY-YEAR OFFENSIVE RANKINGS Total NFL-AFC Rank (since 1970), tied rank underlined>

Year	Scoring	Net Offense	Rushing Avg.	Net Passing	Sacks	Ints.	Penalties	KOR Avg.	PR Avg.
2022	289 <u>30-14</u>	311.6 27-14	109.8 23-10	201.9 23-12	60 31-15	20 32-16	89 <u>10-11</u>	27.8 1-1	8.5 18-9
2021	451 9-6	347.1 16-8	149.4 2-1	197.7 26-14	32 <u>9-5</u>	8 4-1	51 19-7	24.5 6-3	7.4 24-11
2020	451 9-5	378.1 10-6	124.8 11-5	253.3 11-6	21 2-2	11 <u>9-7</u>	94 19-9	25.8 5-4	10.1 11-8
2019	361 <u>16-6</u>	327.4 25-11	133.1 7-3	194.3 30-15	32 <u>9-5</u>	10 <u>12-7</u>	79 1-1	22.8 13-7	17.4 1-1
2018	433 5-3	386.2 7-4	107.4 20-12	278.8 6-3	18 1-1	15 <u>22-11</u>	120 29-13	19.8 29-15	9.0 13-10
2017	263 30-15	284.6 31-15	103.8 22-12	180.8 30-15	56 32-16	9 <u>6-3</u>	92 <u>5-3</u>	21.1 18-9	6.0 28-13
2016	411 8-3	364.4 10-4	101.8 23-13	262.6 <u>5-3</u>	44 28-14	15 <u>18-9</u>	102 11-6	25.1 4-2	8.3 18-8
2015	333 24-11	321.4 28-15	89.9 29-14	231.5 22-13	37 <u>17-7</u>	19 28-13	108 18-8	24.3 13-3	6.9 27-14
2014	458 6-3	406.6 3-2	100.8 22-12	305.9 1-1	29 8-7	16 <u>19-10</u>	105 <u>14-7</u>	28.0 3-3	6.9 26-12
2013	391 <u>14-6</u>	341.8 15-6	108.9 <u>20-10</u>	232.8 17-8	32 6-4	10 <u>5-2</u>	66 1-1	23.5 14-9	9.9 14-6
2012	357 18-6	362.4 10-4	104.4 22-11	258.0 7-3	41 <u>23-12</u>	18 <u>26-13</u>	94 8-5	22.3 21-12	11.1 7-6
2011	243 <u>28-13</u>	286.8 30-15	99.6 26-14	187.2 27-14	35 <u>15-10</u>	14 <u>12-7</u>	76 1-1	18.6 32-16	3.4 32-16
2010	435 2-2	380.8 4-3	92.7 29-16	288.1 1-1	16 1-1	17 18-11	79 5-3	19.6 29-15	6.9 24-14
2009	416 7-3	363.1 9-4	80.9 32-16	282.2 2-2	13 1-1	19 <u>23-13</u>	74 2-2	22.2 18-11	5.2 28-15
2008	377 13-5	335.5 15-6	79.6 31-16	255.9 5-3	14 4-3	12 <u>9-6</u>	86 <u>14-9</u>	20.8 28-13	6.0 32-16
2007	450 3-2	358.7 5-2	106.6 18-11	252.1 6-2	23 7-5	14 <u>6-3</u>	67 3-2	21.8 22-11	11.2 6-3
2006	427 2-2	379.4 3-3	110.1 18-8	269.3 2-1	15 1-1	9 2-1	86 7-6	23.6 7-6	9.0 13-8
2005	439 2-1	362.4 3-2	106.4 16-9	256.0 3-2	20 1-1	11 <u>5-4</u>	94 2-1	19.9 <u>28-16</u>	7.6 19-11
2004	522 1-1	404.7 2-2	115.8 15-11	288.9 1-1	14 <u>1-1</u>	10 2-2	106 <u>9-7</u>	23.4 8-5	7.1 24-13
2003	447 2-2	367.1 3-2	105.9 19-9	261.2 1-1	19 <u>2-1</u>	10 3-2	92 <u>6-3</u>	23.6 5-4	7.7 <u>19-13</u>
2002	349 17-10	351.0 9-5	97.6 26-15	253.4 4-2	23 4-2	19 22-12	91 7-5	20.5 24-11	7.6 <u>26-13</u>
2001	413 2-1	372.2 2-1	122.9 7-3	249.3 2-1	30 10-6	23 <u>26-14</u>	76 6-4	21.8 14-5	10.0 14-7
2000	429 4-3	383.8 3-2	116.2 16-10	267.6 2-1	20 <u>1-1</u>	15 <u>9-6</u>	89 <u>5-2</u>	19.9 28-14	9.3 18-10
1999	423 3-1	357.9 4-1	103.8 19-11	254.1 4-1	14 1-1	17 15-9	81 3-1	20.9 15-7	9.5 15-8
1998	310 19-10	319.8 12-7	92.9 26-14	226.9 6-3	22 2-1	28 29-14	106 <u>9-4</u>	20.2 25-12	10.0 15-9
1997	313 20-13	304.3 19-12	107.9 17-8	196.4 19-10	62 28-15	17 <u>20-11</u>	106 18-8	21.2 23-9	8.0 21-10
1996	317 <u>16-11</u>	296.5 25-14	90.5 28-14	206.0 16-9	43 23-11	11 <u>1-1</u>	76 1-1	23.0 10-4	10.9 10-4
1995	331 16-10	307.4 22-12	115.9 11-8	191.5 23-12	49 27-14	11 4-2	97 12-3	21.1 <u>16-10</u>	6.6 29-14
1994	307 18-9	275.8 27-14	128.8 4-3	147.1 28-14	28 <u>10-5</u>	14 <u>5-4</u>	82 3-2	20.9 <u>17-7</u>	8.1 <u>19-10</u>
1993	189 27-13	294.1 22-12	80.5 28-14	213.6 8-5	29 <u>4-3</u>	15 12-8	94 <u>14-5</u>	19.7 <u>11-4</u>	5.8 27-14
1992	216 27-13	273.0 24-10	68.9 28-14	204.1 8-5	44 16-8	26 27-13	122 <u>27-14</u>	19.6 <u>11-4</u>	5.0 <u>5-3</u>
1991	143 28-14	234.3 28-14	73.1 28-14	161.2 27-14	57 27-13	16 <u>11-6</u>	85 <u>5-2</u>	19.3 11-6	6.3 28-14
1990	281 21-12	259.7 27-14	80.1 27-13	179.6 16-8	51 25-13	21 <u>20-12</u>	79 4-2	18.3 <u>18-9</u>	11.2 1-1
1989	298 20-9	300.8 23-12	115.8 17-8	185.0 24-12	28 4-3	17 <u>9-5</u>	89 9-6	19.4 13-5	12.4 2-1
1988	354 9-4	304.4 21-10	140.6 4-2	163.8 24-12	34 <u>13-9</u>	22 <u>21-11</u>	89 <u>9-5</u>	19.9 <u>15-10</u>	9.8 5-3
1987	300 18-9	333.0 13-7	142.9 6-4	190.1 19-10	24 2-2	16 <u>6-3</u>	90 7-4	20.3 <u>8-3</u>	5.5 14-14
1986	229 27-14	293.8 22-13	93.2 26-12	200.6 16-11	53 22-13	24 <u>20-11</u>	99 <u>13-5</u>	19.5 14-7	7.1 23-14
1985	320 17-10	312.9 19-10	152.4 5-1	160.4 26-14	35 3-3	20 <u>8-4</u>	87 6-4	20.9 17-7	10.7 5-3
1984	239 28-14	258.3 28-14	126.6 12-6	131.7 28-14	58 22-12	22 <u>15-7</u>	95 10-5	19.3 17-7	7.3 <u>19-12</u>
1983	264 26-14	313.6 21-10	168.4 2-1	145.2 28-14	47 <u>17-9</u>	22 <u>12-6</u>	120 26-12	19.3 15-9	6.7 25-12
1982	113 28-14	275.9 27-13	116.0 14-8	159.9 24-12	20 <u>9-6</u>	10 8-5	52 <u>10-3</u>	17.9 26-14	5.6 25-12
1981	259 26-14	306.8 21-13	115.6 23-12	191.1 17-10	37 <u>14-7</u>	23 <u>14-7</u>	106 <u>14-8</u>	19.7 17-10	4.7 28-14
1980	355 9-5	325.4 13-6	129.9 11-5	195.5 13-5	36 <u>14-7</u>	24 <u>13-5</u>	104 <u>18-9</u>	20.6 9-5	7.2 21-10
1979	271 22-12	302.9 20-10	104.6 26-12	198.3 10-8	52 25-13	19 9-5	137 28-14	20.0 15-7	8.0 15-11
1978	239 27-14	256.7 <u>24-14</u>	127.8 23-14	129.1 24-13	49 26-14	30 <u>23-11</u>	90 2-2	22.3 10-8	6.3 25-13
1977	295 6-4	327.7 6-3	151.6 9-6	176.1 3-2	26 <u>9-7</u>	12 <u>3-1</u>	77 5-4	19.0 23-12	7.7 19-12
1976	417 1-1	374.0 1-1	164.5 7-4	209.5 1-1	30 <u>9-5</u>	10 1-1	92 15-6	20.6 21-14	7.9 17-10
1975	395 2-2	321.3 12-7	158.4 8-5	162.9 13-7	38 <u>16-8</u>	8 1-1	80 8-2	22.9 9-7	10.5 6-6
1974	190 23-13	274.5 15-9	129.9 16-10	144.6 18-9	49 25-13	24 <u>20-10</u>	66 6-1	22.6 9-5	6.0 25-13
1973	226 <u>20-11</u>	250.4 20-10	145.1 11-6	105.4 22-11	32 <u>13-6</u>	25 <u>21-10</u>	57 5-3	22.4 14-8	5.4 24-13
1972	235 20-11	299.1 14-8	135.3 17-9	163.8 11-6	25 11-6	12 <u>3-2</u>	58 5-2	28.1 2-1	8.1 9-6
1971	313 5-3	290.8 12-7	153.5 5-2	137.3 21-11	27 13-7	21 <u>13-6</u>	57 1-1	21.2 22-10	8.2 5-3
1970	321 6-1	295.3 8-3	95.4 23-12	199.9 3-2	33 <u>12-5</u>	22 <u>15-6</u>	71 <u>5-2</u>	25.8 3-1	9.8 5-3
1969	279 8	319.8 4	106.4 14	213.4 2	19 2	27 14	62 2	25.3 1	5.2 12
1968	402 2	334.4 4	129.2 8	205.1 3	29 7	22 11	75 12	26.4 1	8.3 4
1967	394 2	357.7 1	117.5 11	240.2 2	25 4	17 2	52 2	23.5 7	7.7 5

RECORDS



COLTS YEAR-BY-YEAR OFFENSIVE RANKINGS

Total NFL-AFC Rank (since 1970), tied rank underlined>

Year	Scoring	Net Offense	Rushing Avg.	Net Passing	Sacks	Ints.	Penalties	KOR Avg.	PR Avg.
1966	314 8	320.4 5	111.1 10	209.3 4	30 <u>4</u>	27 12	64 4	21.5 <u>9</u>	7.9 2
1965	389 3	328.4 5	113.8 9	214.6 3	43 <u>10</u>	17 6	69 8	23.9 6	9.4 5
1964	428 1	341.4 1	143.4 5	198.0 2	39 7	9 2	74 8	23.7 6	9.4 6
1963	316 7	352.7 2	117.3 9	235.4 1	44 12	12 1	77 13	21.4 11	9.2 5
1962	293 8	333.3 5	114.4 11	218.9 5		25 9	63 <u>10</u>	23.0 8	8.0 6
1961	302 7	351.6 2	151.4 3	200.2 3		29 13	69 <u>11</u>	22.3 <u>8</u>	8.2 10
1960	288 <u>4</u>	353.8 1	107.4 11	246.3 1		24 10	51 4	21.9 <u>7</u>	5.5 10
1959	374 1	371.5 1	142.1 7	229.4 1		14 3	56 8	20.8 <u>6</u>	6.1 8
1958	381 1	378.3 1	177.3 2	201.0 6		11 1	55 <u>5</u>	25.4 2	6.1 5
1957	303 2	343.6 2	144.6 5	199.0 1		19 6	67 11	22.6 7	4.0 10
1956	270 4	343.8 4	183.7 2	160.1 6		18 <u>3</u>	53 5	19.3 12	7.1 5
1955	214 11	288.3 9	152.8 6	135.9 10		22 <u>6</u>	59 5	23.5 6	3.7 9
1954	131 12	244.5 12	106.3 10	139.1 10		22 <u>4</u>	71 <u>5</u>	18.7 12	5.1 8
1953	182 11	226.3 12	121.6 9	104.8 12		27 5	69 7	23.7 4	6.3 6

RECORDS



COLTS YEAR-BY-YEAR DEFENSIVE RANKINGS Total NFL-AFC Rank (since 1970), tied rank underlined>

Year	Scoring	Net Defense	Rushing Avg.	Net Passing	Sacks	Ints.	Penalties	KOR Avg.	PR Avg.
2022	427 <u>28-16</u>	334.0 15-9	124.1 21-13	209.9 11-5	44 <u>10-5</u>	10 <u>24-14</u>	89 <u>23-10</u>	23.0 20-12	7.4 7-5
2021	365 <u>9-6</u>	343.2 16-8	109.1 10-4	234.1 19-10	33 <u>25-12</u>	19 <u>3-2</u>	109 <u>7-5</u>	21.5 17-11	9.5 25-11
2020	362 <u>10-5</u>	332.1 8-3	90.5 2-1	241.6 20-9	40 <u>12-4</u>	15 <u>7-5</u>	86 <u>18-9</u>	21.3 12-7	7.7 12-6
2019	373 18-10	346.8 16-8	97.9 7-4	248.9 23-12	41 <u>15-7</u>	15 7-4	111 <u>13-6</u>	24.7 25-14	5.9 8-5
2018	344 10-7	339.4 11-7	101.6 8-4	237.8 16-7	38 <u>19-8</u>	15 <u>9-7</u>	131 2-2	22.0 9-6	4.4 1-1
2017	404 30-14	367.1 30-16	120.4 26-13	246.6 28-14	25 31-16	13 <u>15-7</u>	102 <u>20-12</u>	19.2 4-3	4.2 3-1
2016	392 22-12	382.9 30-15	120.4 25-11	262.5 27-15	33 <u>19-7</u>	8 <u>29-15</u>	125 2-2	21.2 12-7	8.2 12-6
2015	408 25-13	379.1 26-15	122.0 25-13	257.1 24-13	35 <u>22-12</u>	16 <u>6-4</u>	133 1-1	19.5 3-3	10.7 28-14
2014	369 19-11	342.7 11-7	113.4 18-8	229.3 12-7	41 <u>9-7</u>	12 <u>21-8</u>	101 22-10	22.6 10-6	5.9 3-1
2013	336 9-4	357.1 20-10	125.1 26-13	231.9 13-8	42 <u>11-5</u>	15 <u>17-8</u>	112 2-2	25.2 27-14	13.7 31-16
2012	387 21-11	374.3 26-14	137.5 29-14	236.8 21-11	32 <u>23-12</u>	12 <u>20-9</u>	128 1-1	24.7 22-10	11.7 26-12
2011	430 28-14	370.9 25-13	143.9 29-15	227.0 15-11	29 <u>27-13</u>	8 <u>31-16</u>	84 32-32	30.7 32-16	11.5 19-10
2010	388 23-11	341.6 20-9	127.0 25-12	214.6 13-7	30 <u>23-9</u>	10 <u>30-15</u>	95 <u>17-8</u>	25.8 31-15	10.7 23-13
2009	307 8-5	339.2 18-9	126.5 24-11	212.7 14-9	34 <u>16-7</u>	16 15-8	92 <u>18-8</u>	25.3 31-15	8.4 16-9
2008	298 7-4	310.9 11-5	122.9 24-12	188.1 6-3	30 <u>16-8</u>	15 <u>11-7</u>	68 32-16	24.3 24-12	9.2 15-8
2007	262 1-1	279.7 3-2	106.9 15-6	172.8 2-1	28 <u>26-12</u>	22 <u>2-2</u>	85 <u>22-8</u>	25.0 29-15	13.9 32-16
2006	360 23-14	332.3 21-12	173.0 32-16	159.3 2-2	25 <u>30-16</u>	15 <u>20-12</u>	86 26-11	26.0 30-14	13.1 31-16
2005	247 2-1	307.1 11-4	110.1 16-8	196.9 15-5	46 <u>5-4</u>	18 9-5	119 14-6	22.2 21-9	10.9 30-15
2004	351 19-10	370.6 29-14	127.3 24-13	243.3 29-13	45 <u>3-1</u>	19 <u>9-7</u>	116 14-7	21.3 11-5	13.6 32-16
2003	336 20-12	299.3 11-8	123.8 <u>20-9</u>	175.6 5-3	31 23-11	15 <u>14-6</u>	123 27-14	21.5 <u>20-11</u>	10.0 20-10
2002	313 7-3	306.8 8-4	124.5 20-9	182.3 2-1	36 <u>16-7</u>	10 <u>25-12</u>	102 <u>16-7</u>	20.5 <u>6-5</u>	5.8 5-2
2001	486 31-16	357.2 29-16	132.2 25-12	225.0 27-15	40 16-9	15 <u>20-10</u>	96 <u>12-10</u>	23.1 26-13	13.9 30-15
2000	326 15-7	334.8 21-12	120.9 25-14	213.9 18-9	42 <u>12-6</u>	14 23-12	103 <u>15-7</u>	23.8 25-13	12.8 27-13
1999	333 17-13	326.3 15-11	107.2 18-11	219.1 <u>18-12</u>	41 <u>12-7</u>	10 29-15	130 30-16	22.0 19-10	16.2 31-16
1998	444 29-14	364.8 29-15	160.6 29-14	204.1 16-8	38 <u>18-10</u>	8 30-15	108 12-6	26.0 26-13	10.7 21-9
1997	401 26-12	303.4 10-5	127.1 26-13	176.3 4-1	37 <u>21-9</u>	12 <u>25-13</u>	102 17-9	24.1 29-14	11.4 22-10
1996	334 18-9	337.7 22-10	110.0 18-11	227.7 24-10	29 28-14	13 <u>23-12</u>	121 3-2	24.9 27-13	10.9 19-10
1995	316 5-2	314.2 7-5	91.1 6-3	223.1 24-12	29 <u>24-11</u>	13 <u>25-11</u>	111 10-6	22.7 <u>22-10</u>	11.8 26-13
1994	320 <u>14-6</u>	332.8 20-11	102.9 12-6	229.9 24-12	29 <u>17-9</u>	18 10-4	110 <u>19-9</u>	20.2 <u>9-6</u>	9.2 <u>16-8</u>
1993	378 27-14	352.4 28-14	157.6 28-14	194.8 12-4	21 28-14	10 <u>25-14</u>	87 <u>21-12</u>	14.9 1-1	8.6 11-5
1992	302 16-9	317.1 21-12	135.9 26-14	181.3 11-7	39 <u>16-10</u>	20 <u>10-6</u>	101 7-5	17.5 5-4	7.0 4-1
1991	381 26-13	320.4 20-8	145.4 28-14	175.0 4-2	29 21-11	15 <u>18-10</u>	88 22-11	17.4 8-5	11.0 25-12
1990	353 20-11	350.9 26-13	138.3 24-13	212.6 23-12	29 26-13	9 27-14	104 <u>9-7</u>	19.6 18-10	8.0 12-6
1989	301 <u>11-7</u>	350.7 22-11	129.8 22-10	220.9 15-12	46 6-3	21 <u>9-4</u>	103 16-8	19.2 12-6	10.9 25-13
1988	315 <u>11-4</u>	331.0 17-7	105.9 8-2	225.1 25-13	30 <u>20-9</u>	15 <u>23-13</u>	118 1-1	22.1 26-12	11.3 27-14
1987	238 1-1	303.3 6-3	119.3 15-6	184.0 3-2	39 <u>14-5</u>	20 <u>12-6</u>	85 25-13	17.8 3-3	9.6 18-9
1986	400 25-13	356.3 25-12	122.6 17-9	233.7 26-12	24 27-14	16 <u>22-10</u>	100 17-10	19.2 11-8	10.3 23-12
1985	386 21-11	349.9 19-9	134.1 18-10	215.9 19-10	36 <u>23-12</u>	16 25-13	90 20-9	20.2 12-8	13.3 27-13
1984	414 25-12	348.6 22-9	125.4 17-10	223.1 22-11	42 <u>19-9</u>	18 <u>18-10</u>	98 15-9	20.2 15-6	9.7 20-9
1983	354 19-10	352.5 23-11	132.4 17-7	220.1 21-11	41 <u>16-6</u>	20 <u>20-9</u>	79 28-14	18.7 9-5	11.7 28-14
1982	236 26-13	366.2 26-13	163.7 28-14	202.6 15-8	11 28-14	5 27-13	59 9-5	21.5 21-12	8.7 18-10
1981	533 28-14	424.6 28-14	166.6 26-12	258.0 27-13	13 28-14	16 <u>24-11</u>	101 19-10	20.1 11-5	9.1 19-11
1980	387 23-12	346.6 22-13	138.1 22-14	208.5 22-12	30 <u>20-10</u>	17 <u>22-13</u>	98 <u>16-8</u>	19.7 9-5	7.3 11-5
1979	351 19-10	317.1 15-9	144.1 19-10	173.0 15-7	39 13-5	23 <u>10-6</u>	112 7-5	18.7 5-2	6.9 11-6
1978	421 28-14	369.4 28-14	188.1 27-13	181.3 25-11	30 <u>20-8</u>	17 <u>24-12</u>	114 8-4	24.4 28-14	8.7 15-5
1977	221 11-5	284.9 17-8	128.4 9-6	156.4 21-8	47 <u>3-2</u>	30 2-2	78 <u>25-12</u>	25.2 27-14	10.9 22-10
1976	246 13-6	299.1 15-7	131.7 7-4	167.4 22-10	56 2-1	15 <u>18-10</u>	89 17-8	22.3 19-8	7.0 6-3
1975	269 10-6	298.1 12-7	130.1 7-4	168.0 13-7	59 1-1	29 2-2	79 20-12	23.6 20-9	10.1 18-8
1974	329 25-12	294.7 14-6	140.1 17-7	154.6 15-7	21 25-12	10 25-12	75 17-10	20.1 5-2	9.0 11-7
1973	341 21-11	320.6 21-11	149.2 14-8	171.4 23-12	25 <u>23-13</u>	15 <u>18-9</u>	69 <u>13-8</u>	22.6 12-5	10.0 21-12
1972	252 <u>11-6</u>	308.0 20-10	142.1 15-8	165.9 20-11	25 16-10	23 <u>7-6</u>	84 4-3	21.8 5-2	7.0 <u>12-4</u>
1971	140 2-1	203.7 1-1	79.5 1-1	124.2 2-1	33 <u>8-4</u>	28 2-1	33 19-11	21.7 6-4	6.7 13-4
1970	234 7-2	274.6 9-5	102.8 6-3	171.9 21-10	41 <u>5-2</u>	25 4-2	101 1-1	21.3 10-4	9.4 24-12
1969	268 <u>6</u>	332.1 13	100.0 4	232.1 15	33 <u>7</u>	15 <u>13</u>	74 7	20.6 6	5.2 9
1968	144 1	241.2 2	95.6 3	145.5 4	45 3	29 2	72 9	19.6 5	3.3 1
1967	198 2	274.5 5	100.8 4	173.7 7	36 <u>8</u>	32 1	82 7	22.8 9	6.9 9

RECORDS



Total NFL-AFC Rank (since 1970), tied rank underlined

Year	Scoring	Net Defense	Rushing Avg.	Net Passing	Sacks	Ints.	Penalties	KOR Avg.	PR Avg.
1966	226 3	292.2 7	123.8 9	168.4 4	47 <u>3</u>	22 7	69 7	21.0 3	4.3 3
1965	284 4	288.9 5	105.9 4	183.0 7	39 <u>5</u>	22 6	80 2	21.4 3	7.6 8
1964	225 1	280.7 3	128.4 8	152.3 2	57 1	23 3	59 13	21.3 2	7.0 3
1963	285 7	287.9 6	128.1 9	160.1 6	45 <u>2</u>	15 <u>11</u>	58 10	23.0 6	6.3 3
1962	288 6	294.5 5	107.4 3	187.1 6		23 <u>9</u>	71 2	27.6 14	7.9 7
1961	307 10	270.1 1	133.5 10	136.6 1		16 14	66 4	27.2 14	13.8 14
1960	234 6	276.4 4	132.6 8	143.8 2		30 <u>2</u>	59 <u>8</u>	28.5 13	3.2 1
1959	251 7	324.9 8	129.7 4	195.2 10		40 1	65 1	20.7 4	3.6 3
1958	203 2	273.7 2	107.6 1	166.1 5		35 1	60 7	28.9 12	4.4 <u>5</u>
1957	235 8	283.8 6	97.8 1	186.0 11		28 2	60 7	22.9 7	3.2 3
1956	322 11	348.0 11	159.7 7	188.3 12		13 12	62 <u>3</u>	23.6 8	3.9 2
1955	239 6	343.5 11	169.6 9	173.9 9		19 <u>7</u>	69 2	20.1 2	1.9 1
1954	279 <u>8</u>	327.5 5	135.8 8	191.7 7		20 9	92 2	20.2 3	3.3 3
1953	350 12	373.8 12	192.9 12	180.9 8		29 3	87 1	18.1 2	7.7 10

RECORDS



STATISTICS 1953

RECORD: 3-9 COACH: KEITH MOLESWORTH

FIFTH - WESTERN CONFERENCE

HOME: 2-4 CONF: 2-8

AWAY: 1-5 NCONF: 1-1

PRESEASON (3-3)			
DATE	RESULTS	OPPONENT	ATTENDANCE
8/15	L 7-10	@ Philadelphia	14,000
8/22	W 10-7	@ Chicago	7,000
8/26	W 13-6	@ Pittsburgh	15,000
9/7	L 21-23	@ Cleveland	20,000
9/12	L 6-10	@ NY Giants	12,000
9/20	W 9-3	WASHINGTON	22,800

REGULAR SEASON (3-9)			
DATE	RESULTS	OPPONENT	ATTENDANCE
9/27	W 13-9	CHICAGO	23,715
10/3	L 17-27	DETROIT	25,159
10/11	W 16-14	@ Chicago	35,316
10/18	L 14-37	@ Green Bay	18,713
10/25	W 27-17	WASHINGTON	34,031
10/31	L 24-35	GREEN BAY	33,797
11/7	L 7-17	@ Detroit	46,508
11/15	L 14-45	@ Philadelphia	27,813
11/22	L 13-21	LOS ANGELES RAMS	27,268
11/29	L 21-38	SAN FRANCISCO	26,005
12/5	L 2-45	@ Los Angeles Rams	26,696
12/13	L 14-45	@ San Francisco	23,432

TEAM STATISTICS	COLTS	OPP
TOTAL FIRST DOWNS	157	232
Rushing	75	121
Passing	66	95
Penalty	16	16
TOTAL NET YARDS	2716	4486
Avg. Per Game	226.3	373.8
NET YARDS RUSHING	1459	2315
Avg. Per Game	121.6	192.9
Total Rushes	376	445
NET YARDS PASSING	1257	2171
Avg. Per Game	104.8	180.9
Tackled/Yards Lost	-368	-240
Gross Yards	1625	2411
Att./Completions	319/126	321/165
Completion Pct.	39.5	51.4
Had Intercepted	27	29
PUNTS/AVERAGE	83/38.4	55/40.3
PENALTIES/YARDS	69/623	87/757
FUMBLES/BALL LOST	34/21	42/27
TOUCHDOWNS	23	46
Rushing	7	21
Passing	13	21
Defense/Kicking	1/2	3/1

SCORE BY PERIODS	1	2	3	4	TOTAL
COLTS	38	44	39	61	182
OPPONENTS	77	105	83	85	350

SCORING	TDR	TDP	TDRT	PAT	FG	S	TP
Rechichar	2	1			5-13		33
Huzvar	4	1					30
McPhail				21-23	2-5		27
Taliaferro	2	2					24
Young		3	1				24
Edwards		3					18
Taseff	1		1				12
Embree		1					6
Kalmanir		1					6
Donovan						1	2
COLTS	7	13	3	21-23	7-18	1	182
OPPONENTS	21	21	4	45-46	9-16	1	350

RUSHING	NO.	YDS.	AVG.	LG	TD
Huzvar	119	515	4.3	36t	4
Taliaferro	102	479	4.7	50	2
McPhail	53	138	2.6	30	0
Young	40	135	3.4	24	0
Enke	28	91	3.3	25	0
Kalmanir	16	53	3.3	32	0
Mioduszewski	3	33	11.0	25	0
DelBello	14	14	1.0	9	0
Taseff	1	1	1.0	1t	1
COLTS	376	1459	3.9	50	7
OPPONENTS	445	2315	5.2	66	21

RECEIVING	NO.	YDS.	AVG.	LG	TD
Edwards	35	312	8.9	32t	3
Embree	23	272	11.8	24	1
Taliaferro	20	346	17.3	54	2
Young	12	201	16.8	49t	3
Brethauer	10	133	13.3	25	0
McPhail	10	38	3.8	45	0
Huzvar	6	55	9.2	30t	1
Rechichar	3	151	50.3	66t	2
Keane	3	61	20.3	37	0
Kalmanir	3	31	10.3	22t	1
Shula	1	6	6.0	6	0
Marchetti	0	19	0.0	19	0
COLTS	126	1625	12.9	66t	13
OPPONENTS	165	2411	14.6	59	21

INTERCEPTIONS	NO.	YDS.	AVG.	LG	TD
Keane	11	118	10.7	35	0
Rechichar	7	64	9.1	36t	1
Shula	3	46	15.3	35	0
Taseff	3	36	12.0	29	0
Pellington	2	22	11.0	22	0
Brethauer	1	17	17.0	17	0
Agase	1	5	5.0	5	0
Mioduszewski	1	0	0.0	0	0
COLTS	29	308	10.6	36t	1
OPPONENTS	27	469	17.4	54t	3

PUNTING	NO.	YDS.	AVG.	LG	BLK.
Taliaferro	65	2438	37.5	61	0
Keane	18	752	41.8	56	0
COLTS	83	3190	38.4	61	0
OPPONENTS	55	2217	40.3	65	0

PUNT RETURNS	NO.	YDS.	AVG.	LG	TD
Taliaferro	10	31	3.1	7	0
Young	6	9	1.5	9	0
Coutre	4	38	9.5	25	0
Mioduszewski	4	13	3.3	5	0
Kalmanir	2	19	9.5	14	0
Taseff	1	71	71.0	71t	1
Keane	1	3	3.0	3	0
Rechichar	1	0	0.0	0	0
COLTS	29	184	6.3	71t	1
OPPONENTS	40	307	7.7	74	1

KICKOFF RETURNS	NO.	YDS.	AVG.	LG	TD
Taliaferro	16	331	20.7	39	0
Young	11	378	34.4	104t	1
Coutre	9	266	29.6	78	0
Taseff	4	87	21.8	35	0
Kalmanir	3	51	17.0	25	0
Jackson	3	37	12.3	19	0
Poole	2	24	12.0	21	0
Campanella	2	13	6.5	13	0
Rechichar	1	28	28.0	28	0
Mioduszewski	1	25	25.0	25	0
Finnin	1	18	18.0	18	0
COLTS	53	1258	23.7	104t	1
OPPONENTS	40	724	18.1	28	0

USUAL STARTERS PRO BOWLERS IN BOLDFACE

OFFENSE	DEFENSE
WR Mel Embree	LDE Barney Poole
LT Ernie Blandin	LDT Art Donovan
LG Dick Barwegan	RDT Tom Finnin
C Brad Ecklund	RDE Gino Marchetti
RG Bill Lange	LLB Bill Pellington
RT Jack Little	MLB Sisto Averno
SE Dan Edwards	RLB Alex Agase
RB John Huzvar	LCB Bert Rechichar
QB Fred Enke	RQB Don Shula
RB Buddy Young	LS Carl Taseff
RB George Taliaferro	RS Tom Keane

PASSING	ATT.	COMP.	YDS.	PCT.	AVG./ATT.	TD	TD%	INT.	INT%	LG	RATING
Enke	169	71	1054	42.0	6.24	8	4.7	15	8.9	55	41.9
DelBello	61	27	229	44.3	3.75	1	1.6	5	8.2	66	25.9
Taliaferro	55	15	211	27.3	3.84	2	3.6	5	9.1	45	17.3
Mioduszewski	30	11	113	36.7	3.77	2	6.7	2	6.7	17	42.8
Flowers	4	2	18	50.0	4.50	0	0.0	0	0.0	12	62.5
COLTS	319	126	1625	39.5	5.09	13	4.1	27	8.5	66	34.5
OPPONENTS	321	165	2411	51.4	7.51	21	6.5	29	9.0	59	60.4

RECORDS



1954

RECORD: 3-9 COACH: WEEB EWBANK

SIXTH – WESTERN CONFERENCE

HOME: 2-4 CONF: 2-8

AWAY: 1-5 NCONF: 1-1

PRESEASON (4-1)

DATE	RESULTS	OPPONENT	ATTENDANCE
8/14	W 10-0	@ Philadelphia	10,031
8/22	W 27-21	@Pittsburgh	11,750
9/10	L 16-21	@ Pittsburgh	10,000
9/15	W 20-2	@ Chicago	18,581
9/18	W 49-14	WASHINGTON	19,380

REGULAR SEASON (3-9)

DATE	RESULTS	OPPONENT	ATTENDANCE
9/26	L 0-48	LOS ANGELES RAMS	36,215
10/2	W 20-14	NEW YORK GIANTS	27,088
10/10	L 9-28	@ Chicago	27,845
10/16	L 0-35	@ Detroit	48,272
10/24	L 6-7	GREEN BAY	28,680
10/31	L 21-24	@ Washington	23,566
11/6	L 3-27	DETROIT	25,287
11/13	L 13-24	Green Bay @ Milw.	19,786
11/21	L 13-28	CHICAGO	23,093
11/28	W 17-13	SAN FRANCISCO	23,875
12/4	W 22-21	@ Los Angeles Rams	30,744
12/11	L 7-10	@ San Francisco	26,856

TEAM STATISTICS

	COLTS	OPP
TOTAL FIRST DOWNS	169	234
Rushing	66	95
Passing	90	120
Penalty	13	19
TOTAL NET YARDS	2934	3930
Avg. Per Game	244.5	327.5
NET YARDS RUSHING	1275	1630
Avg. Per Game	106.3	135.8
Total Rushes	364	425
NET YARDS PASSING	1659	2300
Avg. Per Game	139.1	191.7
Tackled/Yards Lost	-336	-203
Gross Yards	1995	2503
Att./Completions	313/163	330/178
Completion Pct.	52.1	53.9
Had Intercepted	22	20
PUNTS/AVERAGE	72/37.2	57/39.8
PENALTIES/YARDS	71/662	92/834
FUMBLES/BALL LOST	20/12	28/10
TOUCHDOWNS	14	36
Rushing	4	21
Passing	9	12
Defense/Kicking	1/0	2/1

SCORE BY PERIODS

	1	2	3	4	TOTAL
COLTS	33	55	26	17	131
OPPONENTS	62	65	73	79	279

SCORING	TDR	TDP	TDR	PAT	FG	S	TP
Kerkorian	1		11-12	5-10			32
Young	2	3					30
Rechichar				1-1	6-13		19
Womble		3					18
Edwards		1					6
Robinson			1				6
Taliaferro		1					6
Taseff		1					6
Toth		1					6
Finrin						1	2
COLTS	4	9	1	12-13	11-23	1	131
OPPONENTS	21	12	3	36-36	9-19	0	279

RUSHING	NO.	YDS.	AVG.	LG	TD
Young	70	311	4.4	57t	2
Toth	86	303	3.5	15	1
Taseff	41	228	5.0	32	0
Womble	60	174	2.9	24	0
Taliaferro	48	157	3.3	29	0
Kerkorian	22	36	1.6	11	1
Davidson	11	31	2.8	15	0
Huzvar	19	29	1.5	6	0
Shula	2	3	1.5	3	0
Enke	5	3	0.6	5	0
COLTS	364	1275	3.5	57t	4
OPPONENTS	425	1630	3.8	38	21

RECEIVING	NO.	YDS.	AVG.	LG	TD
Edwards	40	531	13.3	42	1
Colteryahn	30	384	12.8	21	0
Womble	30	338	11.3	78t	3
Taseff	16	159	9.9	30	1
Young	15	272	18.1	78t	3
Taliaferro	14	122	8.7	29t	1
Toth	11	51	4.6	13	0
Bighead	6	89	14.8	25	0
Mutscheller	1	49	49.0	49	0
COLTS	163	1995	12.2	78t	9
OPPONENTS	178	2503	14.1	80t	12

INTERCEPTIONS	NO.	YDS.	AVG.	LG	TD
Shula	5	84	16.8	25	0
Keane	5	22	4.4	9	0
Eggers	3	18	6.0	10	0
Rechichar	2	27	13.5	21	0
Taseff	2	15	7.5	15	0
Leberman	2	0	0.0	0	0
Campanella	1	0	0.0	0	0
COLTS	20	166	8.3	25	0
OPPONENTS	22	232	10.5	50	1

PUNTING	NO.	YDS.	AVG.	LG	BLK.
Davidson	72	2680	37.2	55	1
COLTS	72	2680	37.2	55	1
OPPONENTS	57	2266	39.8	63	0

PUNT RETURNS	NO.	YDS.	AVG.	LG	TD
Young	14	60	4.3	16	0
Taseff	8	52	6.5	13	0
Rechichar	6	22	3.7	9	0
Taliaferro	5	34	6.8	18	0
COLTS	33	168	5.1	18	0
OPPONENTS	45	150	3.3	39	0

KICKOFF RETURNS	NO.	YDS.	AVG.	LG	TD
Young	13	308	23.7	30	0
Womble	9	170	18.9	27	0
Taseff	7	167	23.9	35	0
Taliaferro	7	134	19.1	24	0
Rechichar	3	26	8.7	12	0
Pellington	2	26	13.0	14	0
Robinson	1	19	19.0	19	0
Langas	1	18	18.0	18	0
Joyce	1	13	13.0	13	0
Toth	1	13	13.0	13	0
McMillan	1	5	5.0	5	0
Huzvar	1	0	0.0	0	0
Radosevich	1	0	0.0	0	0
COLTS	48	899	18.7	35	0
OPPONENTS	29	587	20.2	40	0

USUAL STARTERS

PRO BOWLERS IN BOLDFACE

	OFFENSE	DEFENSE
WR	Lloyd Colteryahn	LDE Gino Marchetti
LT	Ken Jackson	LDT Art Donovan
LG	Art Spinney	RDt Tom Finrin
C	Buzz Nutter	RDE Don Joyce
RG	Alex Sandusky	LLB Bill Pellington
RT	Jack Little	MLB Joe Campanella
SE	Dan Edwards	RLB Doug Eggers
RB	Zollie Toth	LCB Carl Taseff
QB	Gary Kerkorian	RCB Don Shula
RB	Buddy Young	LS Tom Keane
RB	Royce Womble	RS Bert Rechichar

PASSING	ATT.	COMP.	YDS.	PCT.	AVG.ATT.	TD	TD%	INT.	INT%	LG	RATING
Kerkorian	217	117	1515	53.9	6.98	9	4.1	12	5.5	78t	66.9
Davidson	64	28	309	43.8	4.83	0	0.0	5	7.8	29t	26.1
Enke	28	17	171	60.7	6.11	0	0.0	3	10.7	42t	38.5
Taliaferro	2	0	0	0.0	0.00	0	0.0	1	50.0	0	0.0
Keane	1	1	0	100.0	0.00	0	0.0	0	0.0	0	79.2
Toth	1	0	0	0.0	0.00	0	0.0	1	100.0	0	0.0
COLTS	313	163	1995	52.1	5.09	9	2.9	22	7.0	78t	52.3
OPPONENTS	330	178	2503	53.9	7.58	12	3.6	20	6.1	80t	65.5

RECORDS



1955

RECORD: 5-6-1 COACH: WEBB EWBANK

FOURTH – WESTERN CONFERENCE

HOME: 4-1-1 CONF: 5-4-1

AWAY: 1-5 NCONF: 0-2

PRESEASON (3-2-1)			
DATE	RESULTS	OPPONENT	ATTENDANCE
8/13	L 6-21	@ Philadelphia	8,006
--	W 61-0	@ Fort Belvoir	--
8/30	T 28-28	WASHINGTON	23,280
9/6	L 14-17	@ NY Giants	20,000
9/10	W 24-14	@ Chicago	11,872
9/18	W 44-17	@Pittsburgh	20,754

REGULAR SEASON (5-6-1)			
DATE	RESULTS	OPPONENT	ATTENDANCE
9/25	W 23-17	CHICAGO	36,167
10/1	W 28-13	DETROIT	40,030
10/8	W 24-20	Green Bay @ Milw.	40,199
10/16	L 10-38	@ Chicago	40,184
10/23	L 13-14	WASHINGTON	51,587
10/29	W 14-10	GREEN BAY	34,411
11/5	L 14-24	@ Detroit	53,874
11/13	L 7-17	@ New York Giants	33,982
11/20	T 17-17	LOS ANGELES RAMS	41,146
11/27	W 26-14	SAN FRANCISCO	33,485
12/4	L 14-20	@ Los Angeles Rams	37,024
12/11	L 24-35	@ San Francisco	35,371

TEAM STATISTICS	COLTS	OPP
TOTAL FIRST DOWNS	206	234
Rushing	93	120
Passing	92	98
Penalty	21	16
TOTAL NET YARDS	3464	4122
Avg. Per Game	288.3	343.5
NET YARDS RUSHING	1833	2035
Avg. Per Game	152.8	169.6
Total Rushes	456	448
NET YARDS PASSING	1631	2087
Avg. Per Game	135.9	173.9
Tackled/Yards Lost	-164	-201
Gross Yards	1795	2288
Att./Completions	266/134	320/158
Completion Pct.	50.4	49.4
Had Intercepted	22	19
PUNTS/AVERAGE	55/39.3	56/39.9
PENALTIES/YARDS	59/565	69/681
FUMBLES/BALL LOST	18/8	24/14
TOUCHDOWNS	26	30
Rushing	15	18
Passing	11	12
Defense/Kicking	0/0	0/0

SCORE BY PERIODS	1	2	3	4	TOTAL
COLTS	54	44	57	59	214
OPPONENTS	36	72	69	62	239

SCORING	TDR	TDP	TDRT	PAT	FG	S	TP
Rechichar				25-26	10-24		55
Ameche	9						54
Mutscheller		7					42
Colteryahn		3					18
Shaw	3						18
Young, B.	1	1					12
Kerkorian					1-2		9
Dupre	1						6
COLTS	15	11	0	25-26	11-26	0	214
OPPONENTS	18	12	0	29-30	10-14	0	239

RUSHING NO.	YDS.	AVG.	LG	TD
Ameche	213	961	4.5	79t
Dupre	88	338	3.8	60
Shaw	68	301	4.4	37
Young, B.	32	87	2.7	25
Young, D.	17	39	2.3	10
Shields	10	34	3.4	14
Hugasian	12	34	2.8	15
Kerkorian	6	20	3.7	12
Renfro	4	13	3.3	5
Bryan	2	4	2.0	8
Womble	4	2	0.5	4
COLTS	456	1833	4.0	79t
OPPONENTS	448	2035	4.5	81t

RECEIVING NO.	YDS.	AVG.	LG	TD
Mutscheller	33	518	15.7	48
Ameche	27	141	5.2	18
Colteryahn	21	251	12.0	22
Young, B.	19	426	22.4	82t
Berry	13	205	15.8	45
Dupre	10	153	15.3	30
Hugasian	3	32	10.7	13
Shields	3	27	9.0	19
Young, D.	2	15	7.5	11
Womble	1	14	14.0	14
Pellington	1	10	10.0	10
Taseff	1	3	3.0	3
COLTS	134	1795	13.4	82t
OPPONENTS	158	2288	14.5	60

INTERCEPTIONS NO.	YDS.	AVG.	LG	TD
Rechichar	6	109	18.2	40
Shula	5	64	12.8	31
Campanella	2	35	17.5	23
Pellington	2	17	8.5	12
Thomas	1	23	23.0	23
Patera	1	8	8.0	8
Bryan	1	4	4.0	4
Taseff	1	0	0.0	0
COLTS	19	260	13.7	40
OPPONENTS	22	269	12.2	39

PUNTING NO.	YDS.	AVG.	LG	BLK.
Brethauer	55	2161	39.3	56
COLTS	55	2161	39.3	56
OPPONENTS	56	2234	39.9	63

PUNT RETURNS NO.	YDS.	AVG.	LG	TD
Rechichar	30	121	4.0	24
Taseff	14	46	3.3	20
Pellington	1	6	6.0	6
Young, D.	1	3	3.0	3
Patera	1	2	2.0	2
Young, B.	1	0	0.0	0
COLTS	48	178	3.7	24
OPPONENTS	37	71	1.9	11

KICKOFF RETURNS NO.	YDS.	AVG.	LG	TD
Rechichar	9	235	26.1	59
Young, B.	9	222	24.7	43
Taseff	7	162	23.1	38
White	4	142	35.5	54
Ameche	4	60	15.0	19
Young, D.	2	37	18.5	22
Pellington	2	36	18.0	19
Berry	2	27	13.5	16
Renfro	1	20	20.0	20
COLTS	40	941	23.5	59
OPPONENTS	36	724	20.1	57

USUAL STARTERS PRO BOWLERS IN BOLDFACE

OFFENSE	DEFENSE
WR Lloyd Colteryahn	LDE Gino Marchetti
LT George Radosovich	LDT Art Donovan
LG Art Spinney	RDT Tom Finin
C Dick Szymanski	RDE Don Joyce
RG Alex Sandusky	LLB Bill Pellington
RT George Preas	MLB Joe Campanella
TE Jim Mutscheller	RLB Doug Eggers
RB Buddy Young	LCB Bert Rechichar
QB George Shaw	RCB Don Shula
RB Alan Ameche	LS Carl Taseff
RB L.G. Dupre	RS Jesse Thomas

PASSING	ATT.	COMP.	YDS.	PCT.	AVG./ATT.	TD	TD%	INT.	INT%	LG	RATING
Shaw	237	119	1586	50.2	6.69	10	4.2	19	8.0	82t	52.5
Kerkorian	29	15	209	51.7	7.21	1	3.4	3	10.3	48t	47.1
COLTS	266	134	1795	50.4	6.75	11	4.1	22	8.3	82t	51.5
OPPONENTS	320	158	2288	49.4	7.15	12	3.8	19	5.9	60t	60.8

RECORDS



1956

RECORD: 5-7 COACH: WEEB EW BANK
FOURTH – WESTERN CONFERENCE

HOME: 4-2 CONF: 3-7
AWAY: 1-5 NCONF: 2-0

PRESEASON (3-2)			
DATE	RESULTS	OPPONENT	ATTENDANCE
8/11	W 24-13	@ Philadelphia	17,575
8/20	L 10-28	@ NY Giants	21,000
8/25	W 37-16	@ Pittsburgh	12,500
9/9	L 14-19	@ Philadelphia	21,876
9/16	W 21-13	WASHINGTON	28,471

REGULAR SEASON (5-7)			
DATE	RESULTS	OPPONENT	ATTENDANCE
9/30	W 28-21	CHICAGO	45,221
10/6	L 14-31	DETROIT	42,622
10/14	L 33-38	Green Bay @ Milw.	24,214
10/21	L 27-58	@ Chicago	48,364
10/28	W 28-21	GREEN BAY	40,086
11/11	W 21-7	@ Cleveland	42,404
11/18	L 3-27	@ Detroit	55,788
11/25	W 56-21	LOS ANGELES RAMS	40,321
12/2	L 17-20	SAN FRANCISCO	37,227
12/9	L 7-31	@ Los Angeles Rams	51,037
12/16	L 17-30	@ San Francisco	43,791
12/23	W 19-17	WASHINGTON	32,944

TEAM STATISTICS		COLTS	OPP
TOTAL FIRST DOWNS		216	238
Rushing		106	109
Passing		99	115
Penalty		11	14
TOTAL NET YARDS		4125	4176
Avg. Per Game		343.8	348.0
NET YARDS RUSHING		2204	1916
Avg. Per Game		183.7	159.7
Total Rushes		432	447
NET YARDS PASSING		1921	2260
Avg. Per Game		160.1	188.3
Tackled/Yards Lost		-289	-203
Gross Yards		2210	2463
Att./Completions		279/158	297/165
Completion Pct.		56.6	55.6
Had Intercepted		18	13
PUNTS/AVERAGE		58/38.4	56/44.4
PENALTIES/YARDS		53/507	62/486
FUMBLES/BALL LOST		18/14	23/15
TOUCHDOWNS		38	43
Rushing		21	16
Passing		14	22
Defense/Kicking		1/2	3/2

SCORE BY PERIODS	1	2	3	4	TOTAL
COLTS	55	103	51	61	270
OPPONENTS	80	64	83	95	322

SCORING	TDR	TDP	TDRT	PAT	FG	S	TP
Moore	8	1					54
Ameche	8						48
Mutscheller		6					36
Dupre	2	2					24
Feamster				24-26	0-3		24
Vessels	2	1			8-10	3-13	17
Rechichar							12
Berry	2						12
Taseff			2				12
Womble	2						12
Thomas			1				6
Unitas	1						6
Kerkorian				1-2			1
COLTS	21	14	3	33-38	3-16	0	270
OPPONENTS	16	22	5	40-43	8-19	0	322

RUSHING NO.	YDS.	AVG.	LG	TD
Ameche	178	858	4.8	43
Moore	86	649	7.5	79t
Vessels	44	215	4.9	31
Dupre	49	182	3.7	21
Unitas	28	155	5.5	34
Womble	20	72	3.6	12
Shaw	20	63	3.2	19
Young, D.	5	7	1.4	3
Taseff	1	2	2.0	2
Rechichar	1	1	1.0	1
COLTS	432	2204	5.1	79t
OPPONENTS	447	1916	4.3	33

RECEIVING NO.	YDS.	AVG.	LG	TD
Mutscheller	44	715	16.3	53t
Berry	37	601	16.2	54
Ameche	26	189	7.3	22
Dupre	16	216	13.5	49t
Vessels	11	177	16.1	30
Moore	11	102	9.3	27
Womble	9	180	20.0	43t
Colteryahn	3	29	9.7	16
Unitas	1	1	1.0	1
COLTS	158	2210	14.0	54
OPPONENTS	165	2463	14.9	77t

INTERCEPTIONS NO.	YDS.	AVG.	LG	TD
Rechichar	4	63	15.8	42
Thomas	2	36	18.0	23
Taseff	2	13	6.5	8
Patera	2	10	5.0	10
Eggers	1	6	6.0	6
Pellington	1	4	4.0	4
Shula	1	2	2.0	2
COLTS	13	134	10.3	42
OPPONENTS	18	275	15.3	59t

PUNTING NO.	YDS.	AVG.	LG	BLK.
Rechichar	33	1276	38.7	56
Dupre	25	953	38.1	54
COLTS	58	2229	38.4	56
OPPONENTS	56	2489	44.4	70

PUNT RETURNS NO.	YDS.	AVG.	LG	TD
Taseff	27	233	8.6	90t
Moore	8	38	4.8	15
Rechichar	5	10	2.0	7
Nyers	2	16	8.0	16
COLTS	42	297	7.1	90t
OPPONENTS	39	153	3.9	67t

KICKOFF RETURNS NO.	YDS.	AVG.	LG	TD
Vessels	16	379	23.7	42
Moore	10	129	12.9	21
Taseff	9	206	22.9	34
Dupre	7	148	21.1	35
Nyers	3	69	23.0	35
Young, D.	3	40	13.3	18
Ameche	2	38	19.0	25
Sandusky	1	24	24.0	24
Spinney	1	10	10.0	10
Pellington	1	0	0.0	0
Shula	1	0	0.0	0
COLTS	54	1043	19.3	42
OPPONENTS	43	1015	23.6	103t

USUAL STARTERS

PRO BOWLERS IN BOLDFACE

OFFENSE	DEFENSE
WR Raymond Berry	LDE Gino Marchetti
LT Ken Jackson	LDT Art Donovan
LG Art Spinney	RDT Tom Finin
C Buzz Nutter	RDE Don Joyce
RG Alex Sandusky	LLB Bill Pellington
RT George Preas	MLB Joe Campanella
TE Jim Mutscheller	RLB Doug Eggers
RB Lenny Moore	LCB Bert Rechichar
QB John Unitas	RCB Don Shula
RB Alan Ameche	LS Carl Taseff
RB L.G. Dupre	RS Jesse Thomas

PASSING	ATT.	COMP.	YDS.	PCT.	AVG./ATT.	TD	TD%	INT.	INT%	LG	RATING
Unitas	198	110	1498	55.6	7.57	9	4.5	10	5.1	54t	74.0
Shaw	75	45	645	60.0	8.60	3	4.0	7	9.3	49t	62.4
Moore	4	1	8	25.0	2.00	1	25.0	1	25.0	8t	39.6
Kerkorian	2	2	59	100.0	29.50	1	50.0	0	0.0	40t	158.3
COLTS	279	158	2210	56.6	7.92	14	5.0	18	6.5	54t	72.1
OPPONENTS	297	165	2463	55.6	8.29	22	7.4	13	4.4	77t	89.3

RECORDS



1957

RECORD: 7-5 COACH: WEBB EWBANK

THIRD – WESTERN CONFERENCE

HOME: 4-2 CONF: 6-4
AWAY: 3-3 NCONF: 1-1

PRESEASON (2-2-1)			
DATE	RESULTS	OPPONENT	ATTENDANCE
8/17	W 17-10	@ Philadelphia	17,026
8/24	T 24-24	@ Chicago	12,000
9/8	L 14-24	WASHINGTON	34,352
9/15	W 27-9	@ Chicago	17,216
9/21	L 21-27	@ Chicago	21,182

REGULAR SEASON (7-5)			
DATE	RESULTS	OPPONENT	ATTENDANCE
9/29	W 34-14	DETROIT	40,112
10/5	W 20-10	CHICAGO	46,558
10/13	W 45-17	Green Bay @ Milw.	26,322
10/20	L 27-31	@ Detroit	55,764
10/27	L 21-24	GREEN BAY	48,510
11/3	L 13-19	PITTSBURGH	42,575
11/10	W 21-17	@ Washington	33,149
11/17	W 29-14	@ Chicago	47,168
11/24	W 27-21	SAN FRANCISCO	50,073
12/1	W 31-14	LOS ANGELES RAMS	52,060
12/8	L 13-17	@ San Francisco	59,950
12/15	L 21-37	@ Los Angeles Rams	52,560

TEAM STATISTICS	COLTS	OPP
TOTAL FIRST DOWNS	222	204
Rushing	91	69
Passing	117	118
Penalty	14	17
TOTAL NET YARDS	4123	3406
Avg. Per Game	343.6	283.8
NET YARDS RUSHING	1735	1174
Avg. Per Game	144.6	97.8
Total Rushes	434	375
NET YARDS PASSING	2388	2232
Avg. Per Game	199.0	186.0
Tackled/Yards Lost	-220	-316
Gross Yards	2608	2548
Att./Completions	314/177	342/175
Completion Pct.	56.4	51.2
Had Intercepted	19	28
PUNTS/AVERAGE	55/34.5	56/42.5
PENALTIES/YARDS	67/712	60/546
FUMBLES/BALL LOST	22/12	29/12
TOUCHDOWNS	41	29
Rushing	12	10
Passing	25	19
Defense/Kicking	3/1	0/0

SCORE BY PERIODS	1	2	3	4	TOTAL
COLTS	82	65	70	86	303
OPPONENTS	34	75	28	98	235

SCORING	TDR	TDP	TDRT	PAT	FG	S	TP
Moore	3	7	1				66
Mutscheller				8			48
Ameche	5	2					42
Berry		6					36
Rechichar					22-25	3-13	31
Myhra					14-16	4-6	26
Dupre	2	2					24
Davis			2				12
Marchetti			1				6
Shaw	1						6
Unitas	1						6

COLTS	12	25	4	36-41	7-19	0	303
OPPONENTS	10	19	0	29-29	10-21	1	235

RUSHING	NO.	YDS.	AVG.	LG	TD
Ameche	144	493	3.4	49	5
Moore	98	488	5.0	55t	3
Dupre	101	375	3.7	22	2
Unitas	42	171	4.1	24	1
Call	33	145	4.4	24	0
Shaw	5	30	6.0	11	1
Pricer	2	18	9.0	14	0
Womble	7	18	2.6	7	0
Myhra	1	1	1.0	1	0
Nyers	1	-4	-4.0	-4	0

COLTS	434	1735	4.0	55t	12
OPPONENTS	375	1174	3.1	57	10

RECEIVING	NO.	YDS.	AVG.	LG	TD
Berry	47	800	17.0	67t	6
Moore	40	687	17.2	82t	7
Mutscheller	32	558	17.4	66t	8
Dupre	32	339	10.6	43	2
Ameche	15	137	9.1	40	2
Womble	7	69	9.9	37	0
Call	4	18	4.5	8	0

COLTS	177	2608	14.7	82t	25
OPPONENTS	175	2548	14.6	75t	19

INTERCEPTIONS	NO.	YDS.	AVG.	LG	TD
Davis	10	219	21.9	75t	2
Rechichar	5	33	6.6	21	0
Nelson	5	29	5.8	13	0
Shinnick	2	31	15.5	22	0
Patera	1	16	16.0	16	0
DeCarlo	1	14	14.0	14	0
Taseff	1	7	7.0	7	0
Joyce	1	0	0.0	0	0
Moore	1	0	0.0	0	0
Thomas	1	0	0.0	0	0

COLTS	28	349	12.5	75t	2
OPPONENTS	19	180	9.5	28	0

PUNTING	NO.	YDS.	AVG.	LG	BLK.
Davidson	47	1664	35.4	56	0
Rechichar	5	157	31.4	51	0
Dupre	3	75	25.0	38	0
COLTS	55	1896	34.5	56	0
OPPONENTS	56	2380	42.5	76	0

PUNT RETURNS	NO.	YDS.	AVG.	LG	TD
Rechichar	22	71	3.2	22	0
Taseff	7	60	8.6	49	0
Moore	2	0	0.0	0	0
Shinnick	1	2	2.0	2	0
Davis	1	0	0.0	0	0

COLTS	33	133	4.0	49	0
OPPONENTS	34	109	3.2	28	0

KICKOFF	RETURNS	NO.	YDS.	AVG.	LG	TD
Nyers	17	350	20.6	46	0	
Call	14	329	23.5	45	0	
Davidson	5	79	15.8	21	0	
Pricer	2	40	20.0	23	0	
Owens	1	23	23.0	23	0	
Myhra	1	19	19.0	19	0	
Moore, H.	1	16	16.0	16	0	
Rechichar	1	0	0.0	0	0	
Moore, L.	0	92	0.0	92t	1	

COLTS	42	948	22.6	92t	1
OPPONENTS	49	1120	22.9	64	0

USUAL STARTERS PRO BOWLERS IN BOLDFACE

OFFENSE	DEFENSE
WR Raymond Berry	LDE Gino Marchetti
LT Jim Parker	LDT Art Donovan
LG Art Spinney	RDT Gene Lipscomb
C Buzz Nutter	RDE Don Joyce
RG Alex Sandusky	LLB Don Shinnick
RT George Preas	MLB Jack Patera
TE Jim Mutscheller	RLB Doug Eggers
RB Lenny Moore	LCB Carl Taseff
QB John Unitas	RCB Milt Davis
RB Alan Ameche	LS Andy Nelson
RB L.G. Dupre	RS Bert Rechichar

PASSING	ATT.	COMP.	YDS.	PCT.	AVG./ATT.	TD	TD%	INT.	INT%	LG	RATING
Unitas	301	172	2550	57.1	8.47	24	8.0	17	5.7	82t	88.0
Shaw	9	5	58	55.6	6.44	1	11.1	1	11.1	17t	72.7
Davidson	2	0	0	0.0	0.00	0	0.0	1	0.0	0	0.0
Moore	2	0	0	0.0	0.00	0	0.0	0	0.0	0	39.6
COLTS	314	177	2608	56.4	8.31	25	8.0	19	6.1	82t	85.0
OPPONENTS	342	175	2548	51.2	7.45	19	5.6	28	8.2	75t	60.2

RECORDS



1958

WORLD CHAMPIONS

RECORD: 9-3 COACH: WEBB EWBANK

FIRST – WESTERN CONFERENCE

HOME: 6-0 CONF: 8-2

AWAY: 3-3 NCONF: 1-1

PRESEASON (2-3-1)			
DATE	RESULTS	OPPONENT	ATTENDANCE
8/16	L 28-30	@ Philadelphia	17,000
8/23	T 31-31	@ Chicago	14,000
8/29	L 7-27	WASHINGTON	18,131
9/6	L 10-13	@ Pittsburgh	10,000
9/14	W 27-21	GIANTS	11,111
9/21	W 42-21	@ NY Giants	18,747

REGULAR SEASON (9-3)			
DATE	RESULTS	OPPONENT	ATTENDANCE
9/28	W 28-15	DETROIT	48,377
10/4	W 51-38	CHICAGO	52,622
10/12	W 24-17	Green Bay @ Milw.	24,553
10/19	W 40-14	@ Detroit	55,190
10/26	W 35-10	WASHINGTON	54,403
11/2	W 56-0	GREEN BAY	51,333
11/9	L 21-24	@ New York Giants	71,164
11/16	W 17-0	@ Chicago	48,664
11/23	W 34-7	LOS ANGELES RAMS	57,557
11/30	W 35-27	SAN FRANCISCO	57,557
12/6	L 28-30	@ Los Angeles Rams	100,202
12/14	L 12-21	@ San Francisco	53,334
12/28	W 23-17 OT	@ New York Giants	64,185

TEAM STATISTICS	COLTS	OPP
TOTAL FIRST DOWNS	253	188
Rushing	117	70
Passing	120	106
Penalty	16	12
TOTAL NET YARDS	4539	3284
Avg. Per Game	378.3	273.7
NET YARDS RUSHING	2127	1291
Avg. Per Game	177.3	107.6
Total Rushes	456	331
NET YARDS PASSING	2412	1993
Avg. Per Game	201.0	166.1
Tackled/Yards Lost	-125	-255
Gross Yards	2537	2248
Att./Completions	354/178	363/168
Completion Pct.	50.3	46.3
Had Intercepted	11	35
PUNTS/AVERAGE	62/37.3	62/44.1
PENALTIES/YARDS	55/518	60/555
FUMBLES/BALL LOST	26/11	31/17
TOUCHDOWNS	53	27
Rushing	24	13
Passing	26	9
Defense/Kicking	1/2	3/2

SCORE BY PERIODS	1	2	3	4	TOTAL
COLTS	92	93	63	133	381
OPPONENTS	41	66	65	31	203

SCORING	TDR	TDP	TDR/T	PAT	FG	S	TP
Moore	7	7					84
Myhra				48-51	4-10		60
Ameche	8	1					54
Berry				9			54
Mutscheller	7						42
Lyles	1	1	2				24
Dupre	3						18
Unitas	3						18
Rechichar	1			1-4			9
Nelson			1				6
Pricer	1						6
Shaw	1			0-1			6
COLTS	24	26	3	48-52	5-14	0	381
OPPONENTS	13	9	5	23-27	6-17	0	203

RUSHING	NO.	YDS.	AVG.	LG	TD
Ameche	171	791	4.6	28	8
Moore	82	598	7.3	73t	7
Dupre	95	390	4.1	39	3
Call	37	154	4.2	35	0
Unitas	33	139	4.2	28	3
Lyles	22	41	1.7	27t	1
Pricer	10	26	2.6	4	1
Shaw	5	3	0.6	3	1
Brown	1	9	9.0	9	0
COLTS	456	2127	4.7	73t	24
OPPONENTS	331	1291	3.9	28	13

RECEIVING	NO.	YDS.	AVG.	LG	TD
Berry	56	794	14.2	54	9
Moore	50	938	18.8	77t	7
Mutscheller	28	504	18.0	54t	7
Dupre	13	111	8.5	22	0
Ameche	13	81	6.2	18	1
Lyles	5	24	4.8	11	1
Rechichar	4	34	8.5	12	1
Call	4	28	7.0	12	0
Pricer	3	14	4.7	6	0
DeCarlo	1	10	10.0	10	0
Pellington	1	-1	-1.0	-1	0
COLTS	178	2537	14.3	77t	26
OPPONENTS	168	2248	13.4	69t	9

INTERCEPTIONS	NO.	YDS.	AVG.	LG	TD
Nelson	8	199	21.9	69	1
Brown	8	149	6.6	30	0
Taseff	7	52	5.8	17	0
Pellington	4	44	15.5	21	0
Davis	4	40	16.0	28	0
Shinnick	3	23	14.0	16	0
Sanford	1	7	7.0	7	0
COLTS	35	514	14.7	69	1
OPPONENTS	11	169	15.4	44t	3

PUNTING	NO.	YDS.	AVG.	LG	BLK.
Brown	41	1635	39.9	60	0
Horn	19	617	32.5	48	0
Stone	1	28	28.0	28	0
Dupre	1	-4	-4.0	-4	0
COLTS	62	2276	36.7	60	0
OPPONENTS	62	2736	44.1	60	0

PUNT RETURNS	NO.	YDS.	AVG.	LG	TD
Taseff	29	196	6.8	33	0
Rechichar	7	29	4.1	11	0
Moore	2	11	5.5	11	0
Simpson	1	1	1.0	1	0
COLTS	39	237	6.1	33	0
OPPONENTS	40	176	4.4	71t	1

KICKOFF RETURNS	NO.	YDS.	AVG.	LG	TD
Lyles	11	398	36.2	103t	2
Pricer	9	168	18.7	28t	0
Moore	4	91	22.8	25t	0
Simpson	3	59	19.7	24t	0
Rechichar	3	50	16.7	22t	0
Call	2	48	24.0	26t	0
Taseff	1	50	50.0	50t	0
DeCarlo	1	0	0.0	0t	0
COLTS	34	864	25.4	103t	2
OPPONENTS	43	1241	28.9	99t	1

USUAL STARTERS PRO BOWLERS IN BOLDFACE

OFFENSE		DEFENSE	
WR Raymond Berry	LDE Gino Marchetti	LB Art Donovan	DE Carl Taseff
LT Jim Parker	LDT Art Donovan	DT Gene Lipscomb	DE Carl Taseff
LG Art Spinney	RDT Gene Lipscomb	DE Leo Sanford	DE Leo Sanford
C Buzz Nutter	RDE Don Joyce	MLB Bill Pellington	DE Bill Pellington
RG Alex Sandusky	LLB Leo Sanford	RLB Don Shinnick	DE Don Shinnick
RT George Preas	LCB Carl Taseff	RCB Milt Davis	DE Milt Davis
TE Jim Mutscheller	LS Andy Nelson	RS Ray Brown	DE Ray Brown
WR Lenny Moore			
QB John Unitas			
RB Alan Ameche			
RB L.G. Dupre			

PASSING	ATT.	COMP.	YDS.	PCT.	AVG./ATT.	TD	TD%	INT.	INT%	LG	RATING
Unitas	263	136	2007	51.7	7.63	19	7.2	7	2.7	77t	90.0
Shaw	89	41	531	46.1	5.97	7	7.9	4	4.5	57t	72.8
Brown	2	1	-1	50.0	-0.50	0	0.0	0	0.0	-1	56.3
COLTS	354	178	2537	50.3	7.17	26	7.3	11	3.1	77t	85.4
OPPONENTS	363	168	2248	46.3	6.19	9	2.5	35	9.6	69t	35.1

RECORDS



1959

WORLD CHAMPIONS

RECORD: 9-3 COACH: WEEB EWBANK

FIRST – WESTERN CONFERENCE

HOME: 4-2 CONF: 9-1

AWAY: 5-1 NCONF: 0-2

PRESEASON (4-2)			
DATE	RESULTS	OPPONENT	ATTENDANCE
8/14	W 29-0	vs. College All-Stars	70,000
8/21	W 28-3	@ NY Giants	55,000
8/28	W 23-10	WASHINGTON	22,409
9/4	W 30-21	@ Pittsburgh	39,555
9/13	L 13-35	@ Philadelphia	15,928
9/20	L 17-31	@ Chicago	16,671

REGULAR SEASON (9-3)			
DATE	RESULTS	OPPONENT	ATTENDANCE
9/27	W 21-9	DETROIT	55,588
10/3	L 21-26	CHICAGO	57,557
10/11	W 31-24	@ Detroit	54,197
10/18	W 21-7	@ Chicago	48,430
10/25	W 38-21	GREEN BAY	57,557
11/1	L 31-38	CLEVELAND	57,557
11/8	L 24-27	@ Washington	32,773
11/15	W 28-24	Green Bay @ Milw.	25,521
11/22	W 45-14	SAN FRANCISCO	57,557
11/29	W 35-21	LOS ANGELES RAMS	57,557
12/5	W 34-14	@ San Francisco	59,075
12/12	W 45-26	@ Los Angeles Rams	65,528
12/27	W 31-16	NEW YORK GIANTS	57,545

TEAM STATISTICS		COLTS	OPP
TOTAL FIRST DOWNS		267	195
Rushing		95	65
Passing		148	118
Penalty		24	12
TOTAL NET YARDS		4458	3899
Avg. Per Game		371.5	324.9
NET YARDS RUSHING		1705	1557
Avg. Per Game		142.1	129.7
Total Rushes		435	325
NET YARDS PASSING		2753	2342
Avg. Per Game		229.4	195.2
Tackled/Yards Lost		-185	-155
Gross Yards		2938	2497
Att./Completions		375/196	351/171
Completion Pct.		52.3	48.7
Had Intercepted		14	40
PUNTS/AVERAGE		53/41.9	50/44.7
PENALTIES/YARDS		56/634	65/610
FUMBLES/BALL LOST		22/9	18/9
TOUCHDOWNS		51	31
Rushing		13	16
Passing		33	13
Defense/Kicking		4/1	2/0

SCORE BY PERIODS	1	2	3	4	TOTAL
COLTS	55	94	83	142	374
OPPONENTS	31	90	85	45	251

SCORING	TDR	TDP	TDR/T	PAT	FG	S	TP
Berry			14				84
Myhra					50-51	6-17	68
Ameche	7	1					48
Moore	2	6					48
Mutscheller			8				48
Richardson			3				18
Sommer	2						12
Unitas	2						12
Davis			1				6
Dupre	1						6
Nelson			1				6
Pellington			1				6
Szymanski			1				6
Taseff			1				6
Rechichar					0-1		0
COLTS	13	33	5	50-51	6-18	0	374
OPPONENTS	16	13	2	29-31	12-22	0	251

RUSHING	NO.	YDS.	AVG.	LG	TD
Ameche	178	679	3.8	26	7
Moore	92	422	4.6	31t	2
Sommer	61	227	3.7	53t	2
Unitas	29	145	5.0	21	2
Pricer	34	128	3.8	16	0
Dupre	23	54	2.4	21	0
Hawkins	12	44	3.7	11	0
Brown	2	4	2.0	3	0
Lewis	4	2	0.5	2	0
COLTS	435	1705	3.9	53t	13
OPPONENTS	325	1557	4.8	70t	16

RECEIVING	NO.	YDS.	AVG.	LG	TD
Berry	66	959	14.5	55t	14
Moore	47	846	18.0	71	6
Mutscheller	44	699	15.9	40t	8
Ameche	13	129	9.9	30	1
Sommer	7	111	15.7	56	0
Richardson	7	81	11.6	15	3
Dupre	6	47	7.8	18	1
Lewis	3	54	18.0	25	0
Pricer	2	3	1.5	4	0
Sherer	1	9	9.0	9	0
COLTS	196	2938	15.0	71	33
OPPONENTS	171	2497	14.6	81t	13

INTERCEPTIONS	NO.	YDS.	AVG.	LG	TD
Davis	7	119	17.0	57t	1
Shinnick	7	70	10.0	23	0
Nelson	6	33	5.5	33t	1
Brown	5	89	17.8	44	0
Szymanski	5	24	4.8	15t	1
Pellington	4	99	24.8	30t	1
Taseff	2	60	30.0	33	0
Lipscomb	1	49	49.0	49	0
Matuszak	1	23	23.0	23	0
Sample	1	10	10.0	10	0
Marchetti	1	1	0.0	0	0
COLTS	40	577	14.4	57t	4
OPPONENTS	14	199	14.2	37	2

PUNTING	NO.	YDS.	AVG.	LG	BLK.
Sherer	51	2132	41.8	60	0
Brown	2	89	44.5	55	0
COLTS	53	2221	41.9	60	0
OPPONENTS	50	2236	44.7	60	0

PUNT RETURNS	NO.	YDS.	AVG.	LG	TD
Sample	22	129	5.8	25	0
Taseff	15	104	6.9	25	0
Shinnick	1	0	0.0	0	0
COLTS	38	233	6.1	25	0
OPPONENTS	33	120	3.6	30	0

KICKOFF RETURNS	NO.	YDS.	AVG.	LG	TD
Sample	17	457	26.9	80	0
Sommer	8	166	20.8	25	0
Pricer	6	66	11.0	25	0
Rechichar	2	39	19.5	27	0
Lewis	2	31	15.5	23	0
Hawkins	1	21	21.0	21	0
Plunkett	1	12	12.0	12	0
Davis	1	0	0.0	0	0
COLTS	38	792	20.8	80	0
OPPONENTS	46	950	20.7	42	0

USUAL STARTERS PRO BOWLERS IN BOLDFACE

OFFENSE		DEFENSE	
WR Raymond Berry	LDE Gino Marchetti		
LT Jim Parker	LDT Art Donovan		
LG Art Spinney	RDT Gene Lipscomb		
C Buzz Nutter	RDE Don Joyce		
RG Alex Sanudsky	LLB Bill Pellington		
RT George Preas	MLB Dick Szymanski		
TE Jim Mutscheller	RLB Don Shinnick		
WR Lenny Moore	LCB Carl Taseff		
QB John Unitas	RCB Milt Davis		
RB Alan Ameche	LS Andy Nelson		
RB Mike Sommer	RS John Sample		

PASSING	ATT.	COMP.	YDS.	PCT.	AVG./ATT.	TD	TD%	INT.	INT%	LG	RATING
Unitas	367	193	2899	52.6	7.90	32	8.7	14	3.8	71t	92.0
Brown	4	1	14	25.0	3.50	0	0.0	0	0.0	14t	41.7
Moore	3	2	25	66.7	8.33	1	33.3	0	0.0	13t	132.0
Dupre	1	0	0	0.0	0.00	0	0.0	0	0.0	0	39.6
COLTS	375	196	2938	52.3	7.83	33	8.8	14	3.7	71t	92.1
OPPONENTS	351	171	2497	48.7	7.11	13	3.7	40	11.1	81t	45.1

RECORDS



1960

RECORD: 6-6 COACH: WEEB EW BANK
FOURTH – WESTERN CONFERENCE

HOME: 4-2 CONF: 5-6
AWAY: 2-4 NCONF: 1-0

PRESEASON (3-3)

DATE	RESULTS	OPPONENT	ATTENDANCE
8/12	W 32-7	vs. College All Stars	70,000
8/19	W 14-10	@ Dallas	40,000
8/26	L 21-31	@ St. Louis	14,000
9/2	L 28-34	@ Pittsburgh	33,265
9/12	W 30-7	WASHINGTON	6,218
9/17	L 21-35	@ Philadelphia	20,125

REGULAR SEASON (6-6)

DATE	RESULTS	OPPONENT	ATTENDANCE
9/25	W 20-0	WASHINGTON	53,818
10/2	W 42-7	CHICAGO	57,808
10/9	L 21-35	@ Green Bay	32,150
10/16	W 31-17	LOS ANGELES RAMS	57,808
10/23	L 17-30	@ Detroit	53,854
10/30	W 45-7	@ Dallas	25,500
11/6	W 38-24	GREEN BAY	57,808
11/13	W 24-20	@ Chicago	48,713
11/27	L 22-30	SAN FRANCISCO	57,808
12/4	L 15-20	DETROIT	57,808
12/11	L 3-10	@ Los Angeles Rams	75,461
12/18	L 10-34	@ San Francisco	57,269

TEAM STATISTICS

	COLTS	OPP
TOTAL FIRST DOWNS	227	195
Rushing	64	86
Passing	143	98
Penalty	20	11
TOTAL NET YARDS	4245	3317
Avg. Per Game	353.8	276.4
NET YARDS RUSHING	1289	1591
Avg. Per Game	107.4	132.6
Total Rushes	345	379
NET YARDS PASSING	2956	1726
Avg. Per Game	246.3	143.8
Tackled/Yards Lost	-208	-342
Gross Yards	3164	2068
Att./Completions	392/196	298/144
Completion Pct.	50.0	48.3
Had Intercepted	24	30
PUNTS/AVERAGE	52/38.5	54/46.4
PENALTIES/YARDS	51/504	59/538
FUMBLES/BALL LOST	24/12	20/9
TOUCHDOWNS	37	27
Rushing	10	17
Passing	26	8
Defense/Kicking	0/1	1/1

SCORE BY PERIODS

	1	2	3	4	TOTAL
COLTS	53	123	44	68	288
OPPONENTS	23	48	62	101	234

SCORING	TDR	TDP	TDRT	PAT	FG	S	TP
Moore	4	9					78
Myhra				35-37	9-19		62
Berry			10				60
Hawkins	2	3					30
Ameche	3						18
Mutscheller	2						12
Pricer	1	1					12
Richardson	1						6
Sample			1				6
Lipscomb						1	2
Shields						1	2
COLTS	10	26	1	35-37	9-19	2	288
OPPONENTS	17	8	2	27-27	15-30	0	234

RUSHING	NO.	YDS.	AVG.	LG	TD
Moore	91	374	4.1	57t	4
Hawkins	76	267	3.5	17	2
Ameche	80	263	3.3	16	3
Unitas	36	195	5.4	27	0
Pricer	46	131	2.9	11	1
Brown	2	25	12.5	23	0
Welch	5	23	4.6	7	0
Sample	1	7	7.0	7	0
Taseff	4	3	0.8	4	0
Kovac	4	1	0.3	5	0
COLTS	345	1289	3.7	57t	10
OPPONENTS	379	1591	4.2	66t	17

RECEIVING	NO.	YDS.	AVG.	LG	TD
Berry	74	1298	17.5	70t	10
Moore	45	936	20.8	80t	9
Hawkins	25	280	11.2	49	3
Mutscheller	18	271	15.1	43t	2
DeCarlo	8	116	14.5	22	0
Richardson	8	90	11.3	23	1
Pricer	8	77	9.6	21	1
Ameche	7	56	8.0	19	0
Kovac	2	27	13.5	25	0
Taseff	1	13	13.0	13	0
COLTS	196	3164	16.1	80t	26
OPPONENTS	144	2068	14.4	65t	8

INTERCEPTIONS	NO.	YDS.	AVG.	LG	TD
Boyd	7	132	18.9	74	0
Nelson	6	47	7.8	22	0
Davis	6	32	5.3	19	0
Shinnick	5	40	8.0	11	0
Sample	4	27	6.8	18	0
Szymanski	1	15	15.0	15	0
Pellington	1	4	4.0	4	0
COLTS	30	297	9.9	74	0
OPPONENTS	24	272	11.3	80t	1

PUNTING	NO.	YDS.	AVG.	LG	BLK.
Brown	52	2001	38.5	55	0
COLTS	52	2001	38.5	55	0
OPPONENTS	54	2506	46.4	62	0

PUNT RETURNS	NO.	YDS.	AVG.	LG	TD
Sample	14	101	7.2	26	0
Taseff	6	25	4.2	7	0
Nelson	3	1	0.3	1	0
COLTS	23	127	5.5	26	0
OPPONENTS	15	48	3.2	10	0

KICKOFF	RETURNS	NO.	YDS.	AVG.	LG	TD
Sample	18	519	28.8	94t	1	
Taseff	14	291	20.8	30	0	
Pricer	6	88	14.7	17	0	
Welch	4	80	20.0	28	0	
Pellington	2	11	5.5	9	0	
Moore	1	23	23.0	23	0	
Sommer	1	10	10.0	10	0	
Kovac	1	8	8.0	8	0	
COLTS	47	1030	21.9	94t	1	
OPPONENTS	44	1253	28.5	97t	1	

USUAL STARTERS PRO BOWLERS IN BOLDFACE

OFFENSE	DEFENSE
WR Raymond Berry	LDE Gino Marchetti
LT Jim Parker	LDT Art Donovan
LG Art Spinney	RDT Gene Lipscomb
C Buzz Nutter	RDE Ordehl Braase
RG Alex Sandusky	LLB Bill Pellington
RT George Preas	MLB Dick Szymanski
TE Jim Mutscheller	RLB Don Shinnick
WR Lenny Moore	LCB Bob Boyd
QB John Unitas	RCB Milt Davis
RB Alan Ameche	LS Andy Nelson
RB Alex Hawkins	RS John Sample

PASSING	ATT.	COMP.	YDS.	PCT.	AVG. ATT.	TD	TD%	INT.	INT%	LG	RATING
Unitas	378	190	3099	50.3	8.20	25	6.6	24	6.4	80t	73.7
Brown	13	6	65	46.2	5.00	1	7.7	0	0.0	21t	87.0
Moore	1	0	0	0.0	0.00	0	0.0	0	0.0	0	39.6
COLTS	392	196	3164	50.0	8.07	26	6.6	24	6.1	80t	74.0
OPPONENTS	298	144	2068	48.3	6.94	8	2.7	30	10.1	65t	40.6

RECORDS



1961

RECORD: 8-6 COACH: WEBB EWBANK

THIRD – WESTERN CONFERENCE

HOME: 5-2 CONF: 6-6
AWAY: 3-4 NCONF: 2-0

PRESEASON (3-2)			
DATE	RESULTS	OPPONENT	ATTENDANCE
8/12	L 20-24	@ Pittsburgh	15,000
8/18	W 13-3	MINNESOTA	10,203
8/26	W 41-7	@ Washington	20,302
9/1	L 24-35	@ Dallas	19,000
9/10	W 49-20	@ NY Giants	50,787

REGULAR SEASON (8-6)			
DATE	RESULTS	OPPONENT	ATTENDANCE
9/17	W 27-24	LOS ANGELES RAMS	54,259
9/24	L 15-16	DETROIT	54,259
10/1	W 34-33	MINNESOTA	54,259
10/8	L 7-45	@ Green Bay	38,669
10/15	L 10-24	@ Chicago	48,719
10/22	W 17-14	@ Detroit	53,016
10/29	L 20-21	CHICAGO	57,641
11/5	W 45-21	GREEN BAY	57,641
11/12	L 20-28	@ Minnesota	38,010
11/19	W 16-0	ST. LOUIS	56,112
11/26	W 27-6	@ Washington	41,062
12/3	W 20-17	SAN FRANCISCO	57,641
12/9	L 17-34	@ Los Angeles Rams	41,268
12/16	W 27-24	@ San Francisco	45,517

TEAM STATISTICS		
	COLTS	OPP
TOTAL FIRST DOWNS	274	232
Rushing	124	108
Passing	135	110
Penalty	15	14
TOTAL NET YARDS	4922	3782
Avg. Per Game	351.6	270.1
NET YARDS RUSHING	2119	1869
Avg. Per Game	151.4	133.5
Total Rushes	456	418
NET YARDS PASSING	2803	1913
Avg. Per Game	200.2	136.6
Tackled/Yards Lost	-215	-407
Gross Yards	3018	2320
Att./Completions	438/232	351/161
Completion Pct.	53.0	46.0
Had Intercepted	29	16
PUNTS/AVERAGE	42/43.0	64/41.4
PENALTIES/YARDS	69/589	66/547
FUMBLES/BALL LOST	21/13	19/8
TOUCHDOWNS	34	37
Rushing	17	17
Passing	17	18
Defense/Kicking	0/0	1/1

SCORE BY PERIODS	1	2	3	4	TOTAL
COLTS	72	101	63	66	302
OPPONENTS	57	68	92	90	307

SCORING	TDR	TDP	TDRT	PAT	FG	S	TP
Myhra				33-34	21-39		96
Moore	7	8					90
Hawkins	4	1					30
Orr	4	1					24
Perry	3	1					24
Mutscheller	2	2					12
Unitas	2						12
Smolinski	1	1					6
Welch	1						6
Marchetti						1	2
COLTS	17	17	0	33-34	21-39	1	302
OPPONENTS	17	18	2	37-37	16-26	0	307

RUSHING	NO.	YDS.	AVG.	LG	TD
Perry	168	675	4.0	27	3
Moore	92	648	7.0	54t	7
Hawkins	86	379	4.4	39	4
Unitas	54	190	3.5	18	2
Smolinski	31	98	3.2	14	0
Welch	1	60	60.0	60t	1
Matte	13	54	4.2	11	0
Sommer	6	10	1.7	9	0
Hill	1	4	4.0	4	0
McHan	4	1	0.3	7	0
COLTS	456	2119	4.6	60	17
OPPONENTS	418	1869	4.5	54t	17

RECEIVING	NO.	YDS.	AVG.	LG	TD
Berry	75	873	11.6	44	0
Moore	49	728	14.9	72t	8
Perry	34	322	9.5	27	1
Mutscheller	20	370	18.5	45	2
Hawkins	20	158	7.9	22	1
Orr	18	357	19.8	64	4
Smolinski	9	100	11.1	25	1
Mackey	4	66	16.5	19	0
Sommer	1	31	31.0	31	0
Matte	1	8	8.0	8	0
Szymanski	1	5	5.0	5	0
COLTS	232	3018	13.0	72t	17
OPPONENTS	161	2320	14.4	84t	18

INTERCEPTIONS	NO.	YDS.	AVG.	LG	TD
Glick	4	18	4.5	10	0
Harrison	3	43	14.3	27	0
Pellington	3	9	3.0	4	0
Shinnick	2	15	7.5	15	0
Boyd	2	0	0.0	0	0
Burkett	1	23	23.0	23	0
Taseff	1	15	15.0	15	0
COLTS	16	123	7.7	27	0
OPPONENTS	29	406	14.0	41t	1

PUNTING	NO.	YDS.	AVG.	LG	BLK.
Gilburg	42	1804	43.0	61	0
COLTS	42	1804	43.0	61	0
OPPONENTS	64	2648	41.4	67	0

PUNT RETURNS	NO.	YDS.	AVG.	LG	TD
Boyd	18	173	9.6	46	0
Taseff	5	39	7.8	23	0
Hawkins	4	20	5.0	9	0
Nelson	4	19	4.8	12	0
Harrison	1	16	16.0	16	0
Smolinski	1	2	2.0	2	0
COLTS	33	269	8.2	46	0
OPPONENTS	18	248	13.8	72t	1

KICKOFF RETURNS	NO.	YDS.	AVG.	LG	TD
Lyles	28	672	24.0	64	0
Harrison	11	250	22.7	34	0
Welch	5	146	29.2	50	0
Smolinski	3	27	9.0	23	0
Matte	2	50	25.0	30	0
Lewis	1	14	14.0	14	0
Matuszak	1	14	14.0	14	0
Mackey	1	6	6.0	6	0
Gregory	1	3	3.0	3	0
COLTS	53	1182	22.3	64	0
OPPONENTS	57	1552	27.2	55	0

USUAL STARTERS PRO BOWLERS IN BOLDFACE

OFFENSE		DEFENSE	
WR Raymond Berry	LDE Gino Marchetti	LDT Art Donovan	RDE Billy Ray Smith
LT Jim Parker	RDE Ordell Braase	LLB Bill Pellington	MLB Jack Burkett
LG Palmer Pyle	RDT Dick Szymanski	RLB Don Shinnick	LCB Bob Boyd
C Dick Szymanski	LLB Alex Sandusky	RCB Gary Glick	LS Andy Nelson
RG Alex Sandusky	MLB George Preas	RS Bob Harrison	
RT George Preas	TE Jim Mutscheller		
QB Lenny Moore	WR Lenny Moore		
QB John Unitas	QB John Unitas		
RB Joe Perry	RB Joe Perry		
RB Alex Hawkins	RB Alex Hawkins		

PASSING	ATT.	COMP.	YDS.	PCT.	AVG./ATT.	TD	TD%	INT.	INT%	LG	RATING
Unitas	420	229	2990	54.5	7.12	16	3.8	24	5.7	72t	66.1
McHan	15	3	28	20.0	1.87	1	6.7	4	26.7	17t	22.2
Moore	2	0	0	0.0	0.00	0	0.0	1	50.0	0	0.0
Boyd	1	0	0	0.0	0.00	0	0.0	0	0.0	0	39.6
COLTS	438	232	3018	53.0	6.89	17	3.9	29	6.6	72t	60.3
OPPONENTS	351	161	2320	46.0	6.61	18	5.1	16	4.6	84t	65.9

RECORDS



1962

RECORD: 7-7 COACH: WEEB EW BANK
FOURTH – WESTERN CONFERENCE

HOME: 3-4 CONF: 5-7
AWAY: 4-3 NCONF: 2-0

PRESEASON (3-2)

DATE	RESULTS	OPPONENT	ATTENDANCE
8/11	W 56-28	@ Philadelphia	18,530
8/16	W 34-14	@ Washington	25,632
8/25	W 24-10	@ Dallas	14,000
9/2	L 13-24	@ Minnesota	29,544
9/9	L 9-20	@ Pittsburgh	8,962

REGULAR SEASON (7-7)

DATE	RESULTS	OPPONENT	ATTENDANCE
9/16	W 30-27	LOS ANGELES RAMS	54,796
9/23	W 34-7	@ Minnesota	30,787
9/30	L 20-29	DETROIT	57,966
10/7	L 13-21	SAN FRANCISCO	54,158
10/14	W 36-14	@ Cleveland	80,132
10/21	L 15-35	@ Chicago	49,066
10/28	L 6-17	GREEN BAY	57,966
11/4	W 22-3	@ San Francisco	44,875
11/11	W 14-2	@ Los Angeles Rams	39,502
11/18	L 13-17	@ Green Bay	38,669
11/25	L 0-57	CHICAGO	56,164
12/2	L 14-21	@ Detroit	53,012
12/8	W 34-21	WASHINGTON	56,984
12/16	W 42-17	MINNESOTA	53,645

TEAM STATISTICS

	COLTS	OPP
TOTAL RUSHING DOWNS	251	226
Rushing	94	91
Passing	145	119
Penalty	12	16
TOTAL NET YARDS	4666	4123
Avg. Per Game	333.3	294.5
NET YARDS RUSHING	1601	1504
Avg. Per Game	114.4	107.4
Total Rushes	448	423
NET YARDS PASSING	3065	2619
Avg. Per Game	218.9	187.1
Tackled/Yards Lost	-265	-356
Gross Yards	3330	2975
Att./Completions	423/237	381/206
Completion Pct.	56.0	54.1
Had Intercepted	25	23
PUNTS/AVERAGE	58/41.5	67/42.7
PENALTIES/YARDS	63/675	71/792
FUMBLES/BALL LOST	26/19	32/19
TOUCHDOWNS	37	37
Rushing	9	17
Passing	27	19
Defense/Kicking	1/0	0/1

SCORE BY PERIODS

	1	2	3	4	TOTAL
COLTS	62	60	42	129	293
OPPONENTS	55	59	64	110	288

SCORING	TDR	TDP	TDRT	PAT	FG	S	TP
Bielski	2			25-28	11-25		70
Orr	11						66
Mackey	4						24
Hawkins	4						24
Moore	2	2					24
Matte	2	1					18
Berry	3						18
Owens	2						12
Smolinski	1	1					12
Harris				6-9	1-3		9
Braese			1				6
Turner		1					6
Saul						1	2
TEAM						1	2
COLTS	9	27	1	31-37	12-28	2	293
OPPONENTS	17	19	1	35-37	9-22	2	288

RUSHING

	NO.	YDS.	AVG.	LG	TD
Moore	106	470	4.4	25	2
Perry	94	359	3.8	21	0
Smolinski	85	265	3.1	11	1
Matte	74	226	3.1	29	2
Unitas	50	137	2.7	25	0
Hawkins	29	87	3.0	13t	4
Turner	1	17	17.0	17	0
Orr	1	14	14.0	14	0
Boyd	2	13	6.5	15	0
Clemens	2	9	4.5	6	0
McHan	4	4	1.0	5	0
COLTS	448	1601	3.6	29	9
OPPONENTS	423	1504	3.6	45t	17

RECEIVING

	NO.	YDS.	AVG.	LG	TD
Orr	55	974	17.7	80t	11
Berry	51	687	13.5	37	3
Mackey	25	396	15.8	57	4
Owens	25	307	12.3	26	2
Perry	22	194	8.8	32	0
Moore	18	215	11.9	80	2
Bielski	15	200	13.3	22	2
Smolinski	13	128	9.9	33t	1
Matte	8	81	10.1	22	1
Hawkins	4	37	9.3	14	0
Turner	1	111	111.0	74t	1
COLTS	237	3330	14.1	80t	27
OPPONENTS	206	2975	14.4	85t	19

INTERCEPTIONS	NO.	YDS.	AVG.	LG	TD
Boyd	7	163	23.3	38	0
Shinnick	5	16	3.3	9	0
Nelson	4	20	5.0	10	0
Harris	2	52	26.0	38	0
Pellington	2	29	14.5	21	0
Burkett	2	21	10.5	12	0
Welch	1	30	30.0	30	0
COLTS	23	331	14.4	38	0
OPPONENTS	25	386	15.4	40	0

PUNTING

	NO.	YDS.	AVG.	LG	BLK.
Gilburg	57	2384	41.8	62	0
McHan	1	22	22.0	22	0
COLTS	58	2406	41.5	62	0
OPPONENTS	67	2861	42.7	64	0

PUNT RETURNS

	NO.	YDS.	AVG.	LG	TD
Hawkins	11	42	3.8	12	0
Turner	10	95	9.5	43	0
Harris	8	61	7.6	21	0
Boyd	3	23	7.7	23	0
Nelson	2	22	11.0	14	0
Shinnick	0	29	0.0	29	0
COLTS	34	272	8.0	43	0
OPPONENTS	23	182	7.9	48	0

KICKOFF

RETURNS	NO.	YDS.	AVG.	LG	TD
Matte	27	613	22.7	42	0
Turner	20	504	25.2	37	0
Harris	3	86	28.7	31	0
Hawkins	2	35	17.5	25	0
Smolinski	2	20	10.0	14	0
Diehl	1	5	5.0	5	0
COLTS	55	1263	23.0	42	0
OPPONENTS	52	1433	27.6	103t	1

USUAL STARTERS

PRO BOWLERS IN BOLDFACE

OFFENSE	DEFENSE
WR Raymond Berry	LDE Gino Marchetti
LT Jim Parker	LDT Jim Colvin
LG Palmer Pyle	RDT Billy Ray Smith
C Dick Szymanski	RDE Ordeil Braese
RG Alex Sandusky	LLB Bill Pellington
RT George Preas	MLB Jack Burkett
TE Dee Mackey	RLB Don Shinnick
WR Jimmy Orr	LCB Bob Boyd
QB John Unitas	RCB Wendell Harris
RB Joe Perry	LS Andy Nelson
RB Lenny Moore	RS Jim Welch

PASSING	ATT.	COMP.	YDS.	PCT.	AVG./ATT.	TD	TD%	INT.	INT%	LG	RATING
Unitas	389	222	2967	57.1	7.63	23	5.9	23	5.9	80t	76.5
McHan	20	10	278	50.0	13.90	3	15.0	2	10.0	74t	95.8
Matte	13	5	85	38.5	6.54	1	7.7	0	0.0	30t	87.0
Hawkins	1	0	0	0.0	0.00	0	0.0	0	0.0	0	39.6
COLTS	423	237	3330	56.0	7.87	27	6.4	25	5.9	80t	78.2
OPPONENTS	381	206	2975	54.1	7.81	19	5.0	23	6.0	85t	71.1

RECORDS



1963

RECORD: 8-6 COACH: DON SHULA
THIRD – WESTERN CONFERENCE

HOME: 4-3 CONF: 7-5
AWAY: 4-3 NCONF: 1-1

PRESEASON (4-1)			
DATE	RESULTS	OPPONENT	ATTENDANCE
8/10	W 26-21	@ Philadelphia	18,597
8/17	W 21-7	@ Cleveland	83,218
8/24	W 17-14	@ Pittsburgh	18,000
8/31	W 27-21	@ Washington	22,000
9/7	L 7-14	@ Chicago	51,218

REGULAR SEASON (8-6)			
DATE	RESULTS	OPPONENT	ATTENDANCE
9/15	L 28-37	NEW YORK GIANTS	60,029
9/22	W 20-14	@ San Francisco	31,006
9/29	L 20-31	@ Green Bay	42,327
10/6	L 3-10	@ Chicago	48,998
10/13	W 20-3	SAN FRANCISCO	56,962
10/20	W 25-21	@ Detroit	51,901
10/27	L 20-34	GREEN BAY	60,065
11/3	L 7-17	CHICAGO	60,065
11/10	W 24-21	DETROIT	59,758
11/17	W 37-34	@ Minnesota	33,136
11/24	L 16-17	@ Los Angeles Rams	48,555
12/1	W 36-20	@ Washington	44,006
12/8	W 41-10	MINNESOTA	54,122
12/15	W 19-16	LOS ANGELES RAMS	52,834

TEAM STATISTICS		COLTS	OPP
TOTAL FIRST DOWNS		257	228
Rushing		95	89
Passing		149	118
Penalty		13	21
TOTAL NET YARDS		4938	4036
Avg. Per Game		352.7	287.9
Total Plays		873	827
Avg. Per Play		5.7	4.9
NET YARDS RUSHING		1642	1794
Avg. Per Game		117.3	128.1
Total Rushes		396	434
NET YARDS PASSING		3296	2242
Avg. Per Game		235.4	160.1
Tackled/Yards Lost		44/309	45/347
Gross Yards		3605	2589
Att./Completions		433/248	348/181
Completion Pct.		57.3	52.0
Had Intercepted		12	15
PUNTS/AVERAGE		56/41.0	72/43.5
PENALTIES/YARDS		77/823	58/685
FUMBLES/BALL LOST		35/25	32/17
TOUCHDOWNS		35	36
Rushing		11	16
Passing		20	19
Defense/Kicking		4/0	1/0

SCORE BY PERIODS	1	2	3	4	TOTAL
COLTS	82	82	66	86	316
OPPONENTS	27	110	76	72	285

SCORING	TDR	TDP	TDRT	PAT	FG	S	TP
Martin				32-35	24-39		104
Mackey		7					42
Hill	5	1					30
Orr		5					30
Matte	4	1					30
Moore	2	2					24
Berry		3					18
Marchetti			1				6
Boyd			1				6
Nelson			1				6
Lockett			1				6
Lyles			1				6
Colvin						1	2
COLTS	11	20	4	32-35	24-39	1	316
OPPONENTS	16	19	1	33-36	12-27	0	285

RUSHING	NO.	YDS.	AVG.	LG	TD
Matte	133	541	4.1	31t	4
Hill	100	440	4.4	20t	5
Lockett	81	273	3.4	18	0
Unitas	47	224	4.8	26	0
Moore	27	136	5.0	25t	2
Cuzzo	3	26	8.7	26	0
Mackey	1	3	3.0	3	0
Craddock	1	1	1.0	1	0
Hawkins	3	-2	-0.7	0	0
COLTS	396	1642	4.1	31t	11
OPPONENTS	434	1794	4.1	70t	16

RECEIVING	NO.	YDS.	AVG.	LG	TD
Matte	48	466	9.7	49	1
Berry	44	703	16.0	64t	3
Orr	41	708	17.3	60t	5
Mackey	35	726	20.7	61t	7
Moore	22	304	13.8	55	1
Hill	21	288	13.7	34	2
Richardson	17	204	12.0	22	0
Lockett	16	158	9.9	27	1
Hawkins	3	41	13.7	19	0
Owens	1	7	7.0	7	0
COLTS	248	3605	14.5	64t	20
OPPONENTS	181	2589	14.3	77t	19

INTERCEPTIONS	NO.	YDS.	AVG.	LG	TD
Welch	4	49	12.3	15	0
Nelson	3	37	12.3	26t	1
Boyd	3	17	5.7	9	0
Lyles	2	36	18.0	36t	1
Shinnick	2	20	10.0	18	0
Logan	1	15	15.0	15	0
COLTS	15	174	11.6	36t	2
OPPONENTS	12	161	13.4	39	1

PUNTING	NO.	YDS.	AVG.	LG	BLK.
Gilburg	52	2173	41.8	64	0
Logan	4	121	30.3	55	0
COLTS	56	2294	41.0	64	0
OPPONENTS	72	3133	43.5	64	0

PUNT RETURNS	NO.	YDS.	AVG.	LG	TD
Logan	28	279	10.0	38	0
Hawkins	17	156	9.2	50	0
Richardson	5	43	8.6	19	0
Moore	2	7	3.5	7	0
Hill	1	0	0.0	0	0
COLTS	53	485	9.2	50	0
OPPONENTS	19	119	6.3	23	0

KICKOFF RETURNS	NO.	YDS.	AVG.	LG	TD
Matte	16	331	20.7	34	0
Mackey	9	271	30.1	41	0
Harris	8	198	24.8	41	0
Logan	8	170	21.3	31	0
Lockett	3	52	17.3	28	0
Gilburg	3	29	9.7	26	0
Hill	2	32	16.0	17	0
Richardson	1	16	16.0	16	0
Parker	1	15	15.0	15	0
Bielski	1	0	0.0	0	0
COLTS	52	1114	21.4	41	0
OPPONENTS	66	1520	23.0	58	0

USUAL STARTERS PRO BOWLERS IN BOLDFACE

OFFENSE		DEFENSE	
WR Raymond Berry	LDE Gino Marchetti		
LT Bob Vogel	LDT Jim Colvin		
LG Jim Parker	RDT Fred Miller		
C Dick Szymanski	RDE Ordell Braase		
RG Alex Sandusky	LLB Jack Burkett		
RT George Preas	MLB Bill Pellington		
TE John Mackey	RLB Don Shinnick		
WR Jimmy Orr	LCB Bob Boyd		
QB John Unitas	RCB Lenny Lyles		
RB Tom Matte	LS Andy Nelson		
RB Lenny Moore,	RS Jim Welch		
J.W. Lockett			

PASSING	ATT.	COMP.	YDS.	PCT.	AVG./ATT.	TD	TD%	INT.	INT%	LG	SACKED	RATING
Unitas	410	237	3481	57.8	8.49	20	4.9	12	2.9	64t	42/298	90.0
Cuzzo	17	10	104	58.8	6.12	0	0.0	0	0.0	19t	2/11	76.6
Matte	5	1	20	20.0	4.00	0	0.0	0	0.0	20t	0/0	43.8
McHan	1	0	0	0.0	0.00	0	0.0	0	0.0	0	0/0	39.6
COLTS	433	248	3605	57.4	8.33	20	4.6	12	2.8	64t	44/309	88.4
OPPONENTS	348	181	2589	52.0	7.44	19	5.5	15	4.3	77t	45/347	76.7

RECORDS



1964

RECORD: 12-2 COACH: DON SHULA
FIRST – WESTERN CONFERENCE

HOME: 7-1 CONF: 10-2
AWAY: 5-1 NCONF: 2-0

PRESEASON (3-1-1)

DATE	RESULTS	OPPONENT	ATTENDANCE
8/8	W 28-17	@ Philadelphia	18,500
8/14	T 28-28	@ Detroit	46,852
8/21	L 21-30	@ St. Louis	32,069
8/27	W 41-14	@ Washington	45,016
9/6	W 48-17	@ Pittsburgh	10,000

REGULAR SEASON (12-2)

DATE	RESULTS	OPPONENT	ATTENDANCE
9/13	L 24-34	@ Minnesota	35,563
9/20	W 21-20	@ Green Bay	42,327
9/27	W 52-0	CHICAGO	56,537
10/4	W 35-20	LOS ANGELES RAMS	56,537
10/12	W 47-27	ST. LOUIS	60,213
10/18	W 24-21	GREEN BAY	60,213
10/25	W 34-0	@ Detroit	57,814
11/1	W 37-7	SAN FRANCISCO	60,213
11/8	W 40-24	@ Chicago	47,891
11/15	W 17-14	MINNESOTA	60,213
11/22	W 24-7	@ Los Angeles Rams	72,137
11/29	W 14-3	@ San Francisco	33,642
12/6	L 14-31	DETROIT	60,213
12/13	W 45-17	WASHINGTON	60,213
12/17	L 0-27	@ Cleveland	79,544

TEAM STATISTICS

	COLTS	OPP
TOTAL FIRST DOWNS	245	242
Rushing	100	93
Passing	129	121
Penalty	16	28
TOTAL NET YARDS	4779	3930
Avg. Per Game	341.4	280.7
Total Plays	840	864
Avg. Per Play	5.7	4.6
NET YARDS RUSHING	2007	1798
Avg. Per Game	143.4	128.4
Total Rushes	456	422
NET YARDS PASSING	2772	2132
Avg. Per Game	198.0	152.3
Tackled/Yards Lost	39/273	57/489
Gross Yards	3045	2621
Att./Completions	345/176	385/217
Completion Pct.	51.0	56.4
Had Intercepted	9	23
PUNTS/AVERAGE	59/41.8	73/44.0
PENALTIES/YARDS	74/785	59/641
FUMBLES/BALL LOST	31/10	28/18
TOUCHDOWNS	54	28
Rushing	29	13
Passing	22	14
Defense/Kicking	2/1	0/1

SCORE BY PERIODS

	1	2	3	4	TOTAL
COLTS	88	96	130	114	428
OPPONENTS	38	59	48	80	225

SCORING	TDR	TDP	TRT	PAT	FG	S	TP
Moore	16	3	1				120
Michaels					53-54	17-35	104
Orr		6					36
Berry		6					36
Hill		5	1				36
Lorick		4					24
Looney		1	1				12
Unitas		2					12
Mackey		2					12
Wilson		1					6
Matte		1					6
Logan				1			6
Stonebreaker				1			6
Hawkins					1		6
Petties					1		6

COLTS	29	22	3	53-54	17-35	0	428
OPPONENTS	13	14	1	27-28	10-24	0	225

RUSHING

	NO.	YDS.	AVG.	LG	TD
Moore	157	584	3.7	32t	16
Lorick	100	513	5.1	60	4
Hill	88	384	4.4	50	5
Matte	42	215	5.1	80t	1
Unitas	37	162	4.4	20	2
Looney	23	127	5.5	58t	1
Boyd	1	25	25.0	25	0
Mackey	1	-1	-1.0	-1	0
Cuzzo	7	-2	-0.3	10	0
COLTS	456	2007	4.4	80t	29
OPPONENTS	422	1798	4.3	51t	13

RECEIVING

	NO.	YDS.	AVG.	LG	TD
Berry	43	663	15.4	46	6
Orr	40	867	21.7	69	6
Mackey	22	406	18.5	62	2
Moore	21	472	22.5	74t	3
Hill	14	113	8.1	27t	1
Lorick	11	164	14.9	59	0
Matte	10	169	16.9	30	0
Wilson	7	86	12.3	20	1
Richardson	3	42	14.0	16	0
Hawkins	2	42	21.0	27t	1
Petties	2	20	10.0	15t	1
Looney	1	1	0.0	1t	1
COLTS	176	3045	17.3	74t	22
OPPONENTS	217	2621	12.1	63t	14

INTERCEPTIONS

	NO.	YDS.	AVG.	LG	TD
Boyd	9	185	20.6	47	0
Logan	6	91	15.2	30	1
Shinnick	3	10	3.3	9	0
Lyles	2	40	20.0	23	0
Pellington	2	20	10.0	13	0
Harris	1	20	20.0	20	0
COLTS	23	366	15.9	47	1
OPPONENTS	9	119	13.2	36	0

PUNTING	NO.	YDS.	AVG.	LG	BLK.
Looney	32	1358	42.4	64	0
Gilburg	27	1106	41.0	58	0
COLTS	59	2464	41.8	64	0
OPPONENTS	73	3212	44.0	68	0

PUNT RETURNS	NO.	FC	YDS.	AVG.	LG	TD
Harris	17	5	214	12.6	39	0
Hawkins	16	4	122	7.6	30	0
Logan	13	0	111	8.5	22	0
Haymond	1	1	6	6.0	6	0
Davis	1	0	0	0.0	0	0
COLTS	48	10	453	9.4	39	0
OPPONENTS	25	-	175	7.0	65t	1

KICKOFF

RETURNS	NO.	YDS.	AVG.	LG	TD
Looney	14	345	24.6	42	0
Lorick	13	385	29.6	71	0
Hill	4	85	21.3	26	0
Matte	3	71	23.7	34	0
Gilburg	1	19	19.0	19	0
Davis	1	12	12.0	12	0
Petties	1	9	9.0	9	0
Haymond	1	0	0.0	0	0
Boyd	1	0	0.0	0	0
COLTS	39	926	23.7	71	0
OPPONENTS	70	1490	21.3	56	0

USUAL STARTERS

PRO BOWLERS IN BOLDFACE

	OFFENSE	DEFENSE
WR	Raymond Berry	LDE Gino Marchetti
LT	Bob Vogel	LD Fred Miller
LG	Jim Parker	RDE Billy Ray Smith
C	Dick Szymanski	RDE Orzell Braase
RG	Alex Sandusky	LLB Steve Stonebreaker
RT	George Preas	MLB Bill Pellington
TE	John Mackey	RLB Don Shinnick
WR	Jimmy Orr	LCB Bob Boyd
QB	John Unitas	RCB Lenny Lyles
RB	Lenny Moore	LS Jerry Logan
RB	Jerry Hill,	RS Jim Welch
	Tony Lorick	

PASSING	ATT.	COMP.	YDS.	PCT.	AVG./ATT.	TD	TD%	INT.	INT%	LG	SACKED	RATING
Unitas	305	158	2824	51.8	9.26	19	6.2	6	2.0	74t	37/254	96.4
Cuzzo	36	15	163	41.7	4.53	2	5.6	3	8.3	22t	2/19	39.5
Matte	4	3	58	75.0	14.50	1	25.0	0	0.0	22t	0/0	156.3
COLTS	345	176	3045	51.0	8.83	22	6.4	9	2.6	74t	39/273	91.8
OPPONENTS	385	217	2621	56.4	6.81	14	3.6	23	5.9	63t	57/489	64.6

RECORDS



1965

**RECORD: 10-3-1 COACH: DON SHULA
TIED FIRST – WESTERN CONFERENCE**

**HOME: 5-2 CONF: 8-3-1
AWAY: 5-1-1 NCONF: 2-0**

PRESEASON (5-0)			
DATE	RESULTS	OPPONENT	ATTENDANCE
8/14	W 22-10	@ St. Louis	75,229
8/20	W 23-3	@ Detroit	48,035
8/28	W 38-10	@ Pittsburgh	47,186
9/4	W 33-23	@ Washington	22,117
9/11	W 33-14	@ Philadelphia	11,540

REGULAR SEASON (10-3-1)			
DATE	RESULTS	OPPONENT	ATTENDANCE
9/19	W 35-16	MINNESOTA	56,562
9/26	L 17-20	Green Bay @ Milw.	48,130
10/3	W 27-24	SAN FRANCISCO	58,609
10/10	W 31-7	DETROIT	60,238
10/17	W 38-7	@ Washington	50,405
10/24	W 35-20	LOS ANGELES RAMS	60,238
10/31	W 34-28	@ San Francisco	45,827
11/7	W 26-21	@ Chicago	45,656
11/14	W 41-21	@ Minnesota	47,426
11/21	W 34-24	PHILADELPHIA	60,238
11/25	T 24-24	@ Detroit	55,036
12/5	L 0-13	CHICAGO	60,238
12/12	L 27-42	GREEN BAY	60,238
12/18	W 20-17	@ Los Angeles Rams	46,636
12/26	L 10-13 OT	@ Green Bay	50,484
1/9	W 35-3	Dallas (@ Miami)	65,569

DATE	RESULTS	OPPONENT	ATTENDANCE
9/19	W 35-16	MINNESOTA	56,562
9/26	L 17-20	Green Bay @ Milw.	48,130
10/3	W 27-24	SAN FRANCISCO	58,609
10/10	W 31-7	DETROIT	60,238
10/17	W 38-7	@ Washington	50,405
10/24	W 35-20	LOS ANGELES RAMS	60,238
10/31	W 34-28	@ San Francisco	45,827
11/7	W 26-21	@ Chicago	45,656
11/14	W 41-21	@ Minnesota	47,426
11/21	W 34-24	PHILADELPHIA	60,238
11/25	T 24-24	@ Detroit	55,036
12/5	L 0-13	CHICAGO	60,238
12/12	L 27-42	GREEN BAY	60,238
12/18	W 20-17	@ Los Angeles Rams	46,636
12/26	L 10-13 OT	@ Green Bay	50,484
1/9	W 35-3	Dallas (@ Miami)	65,569

TEAM STATISTICS		COLTS	OPP
TOTAL FIRST DOWNS		266	233
Rushing		94	78
Passing		144	131
Penalty		28	24
TOTAL NET YARDS		4598	4045
Avg. Per Game		328.4	289.9
Total Plays		887	849
Avg. Per Play		5.2	4.8
NET YARDS RUSHING		1593	1483
Avg. Per Game		113.8	105.9
Total Rushes		445	410
NET YARDS PASSING		3005	2562
Avg. Per Game		214.6	183.0
Tackled/Yards Lost		43/325	39/341
Gross Yards		3330	2903
Att./Completions		399/222	400/213
Completion Pct.		55.6	53.3
Had Intercepted		17	22
PUNTS/AVERAGE		56/39.6	71/43.9
PENALTIES/YARDS		69/616	80/786
FUMBLES/BALL LOST		31/19	33/14
TOUCHDOWNS		48	35
Rushing		13	11
Passing		31	22
Defense/Kicking		4/0	1/1

SCORE BY PERIODS	1	2	3	4	TOTAL
COLTS	64	140	69	116	389
OPPONENTS	55	93	78	58	284

SCORING	TDR	TDP	TDRT	PAT	FG	S	P
Michaels			48-48	17-28	1	101	1
Orr	10					60	
Moore	5	3				48	
Berry	7					42	
Mackey	7					42	
Hill	5					30	
Lorick	1	2				18	
Logan			2			12	
Boyd						6	
Haymond			1			6	
Matte	1					6	
Unitas						6	
Richardson	1					6	
Hawkins	1					6	
COLTS	13	31	4	48-48	17-28	1	389
OPPONENTS	11	22	2	35-35	13-23	0	284

RUSHING	NO.	YDS.	AVG.	LG	TD
Hill	147	516	3.5	20	5
Moore	133	464	3.5	28t	5
Lorick	63	296	4.7	38	1
Matte	69	235	3.4	20	1
Unitas	17	68	4.0	18t	1
Cuzzo	6	8	1.3	10	0
Mackey	1	7	7.0	7	0
Curtis	6	1	0.2	4	0
Felts	2	0	0.0	2	0
Brown	1	-2	-2.0	-2	0
COLTS	445	1593	3.6	38	13
OPPONENTS	410	1483	3.6	62t	11

RECEIVING	NO.	YDS.	AVG.	LG	TD
Berry	58	739	12.7	40	7
Orr	45	847	18.8	57	10
Mackey	40	814	20.4	68t	7
Moore	27	414	15.3	52t	3
Hill	20	112	5.6	20	0
Lorick	15	184	12.3	49t	2
Matte	12	131	10.9	15	0
Hawkins	2	32	16.0	27	1
Wilson	1	38	38.0	38	0
Richardson	1	14	14.0	14t	1
Curtis	1	5	5.0	5	0
COLTS	222	3330	15.0	68t	31
OPPONENTS	213	2903	13.6	65t	22

INTERCEPTIONS	NO.	YDS.	AVG.	LG	TD
Boyd	9	78	8.7	24	1
Harris	3	77	25.7	36	0
Haymond	3	47	15.7	30t	1
Logan	2	74	37.0	38t	2
Lyles	1	28	28.0	28	0
Gaubatz	1	5	5.0	5	0
Smith	1	5	5.0	5	0
Shinnick	1	4	4.0	4	0
Stonebreaker	1	0	0.0	0	0
COLTS	22	318	14.5	38t	4
OPPONENTS	17	341	20.1	87	1

PUNTING	NO.	YDS.	AVG.	LG	BLK.
Gilbro	54	2139	39.6	66	0
Brown	2	80	40.0	49	0
COLTS	56	2219	39.6	66	0
OPPONENTS	71	3119	43.9	65	0

PUNTS RETURNS	NO.	FC	YDS.	AVG.	LG	TD
Haymond	41	9	403	9.8	55	0
Hawkins	4	2	18	4.5	11	0
COLTS	45	11	421	9.4	55	0
OPPONENTS	26	-	198	7.6	44	0

KICKOFF RETURNS	NO.	YDS.	AVG.	LG	TD
Haymond	20	614	30.7	53	0
Felts	10	193	19.3	36	0
Lorick	9	211	23.4	30	0
Matte	8	211	26.4	46	0
Curtis	2	10	5.0	10	0
Hawkins	2	0	0.0	0	0
Hill	1	3	3.0	3	0
COLTS	52	1242	23.9	53	0
OPPONENTS	63	1346	21.4	10t	1

OFFENSE	DEFENSE
WR Raymond Berry	LDE Lou Michaels
LT Bob Vogel	LDT Fred Miller
LG Jim Parker	RODT Billy Ray Smith
C Dick Szymanski,	RDE Ordell Braase
Buzz Nutter	LLB Steve Stonebreaker
RG Alex Sandusky	MLB Dennis Gaubatz
RT George Preas	RLB Don Shinnick
TE John Mackey	LCB Bob Boyd
WR Jimmy Orr	RCB Lenny Lyles
QB John Unitas	LS Jerry Logan
RB Lenny Moore	RS Wendell Harris
RB Jerry Hill	

USUAL STARTERS	
PRO BOWLERS IN BOLDFACE	

PASSING	ATT.	COMP.	YDS.	PCT.	AVG./ATT.	TD	TD%	INT.	INT%	LG	SACKED	RATING
Unitas	282	164	2530	58.2	8.97	23	8.2	12	4.3	61t	29/221	97.4
Cuzzo	105	54	700	51.4	6.67	7	6.7	4	3.8	44t	10/73	79.1
Matte	7	1	19	14.3	2.71	0	0.0	1	14.3	19t	1/7	0.0
Brown	5	3	81	60.0	16.20	1	20.0	0	0.0	68t	3/24	143.8
COLTS	399	222	3330	55.6	8.35	31	7.8	17	4.3	68t	43/325	91.4
OPPONENTS	400	213	2903	53.3	7.27	22	5.5	22	5.5	65t	39/341	72.1

RECORDS



1966

RECORD: 9-5 COACH: DON SHULA
SECOND – WESTERN CONFERENCE

HOME: 5-2 CONF: 7-5
AWAY: 4-3 NCONF: 2-0

PRESEASON (5-0)

DATE	RESULTS	OPPONENT	ATTENDANCE
8/3	W 35-0	@ Washington	45,805
8/13	W 31-17	@ Philadelphia	41,352
8/19	W 33-7	@ St. Louis	28,304
8/26	W 24-17	@ Cleveland	83,419
9/1	W 20-0	@ Detroit	39,766

REGULAR SEASON (9-5)

DATE	RESULTS	OPPONENT	ATTENDANCE
9/10	L 3-24	Green Bay @ Milw.	48,650
9/18	W 38-23	@ Minnesota	47,426
9/25	W 36-14	SAN FRANCISCO	56,715
10/9	L 17-27	@ Chicago	47,452
10/16	W 45-14	DETROIT	60,238
10/23	W 20-17	MINNESOTA	60,238
10/30	W 17-3	@ Los Angeles Rams	57,898
11/6	W 37-10	WASHINGTON	60,238
11/13	W 19-7	@ Atlanta	58,950
11/20	L 14-20	@ Detroit	52,383
11/27	L 7-23	LOS ANGELES RAMS	60,238
12/4	W 21-16	CHICAGO	60,238
12/10	L 10-14	GREEN BAY	60,238
12/18	W 30-14	@ San Francisco	40,005
1/8	W 20-14	Philadelphia (at Miami)	58,088

TEAM STATISTICS

	COLTS	OPP
TOTAL FIRST DOWNS	237	245
Rushing	82	94
Passing	142	134
Penalty	13	17
TOTAL NET YARDS	4486	4091
Avg. Per Game	320.4	292.2
Total Plays	849	932
Avg. Per Play	5.3	4.4
NET YARDS RUSHING	1556	1733
Avg. Per Game	111.1	123.8
Total Rushes	418	460
NET YARDS PASSING	2930	2358
Avg. Per Game	209.3	168.4
Tackled/Yards Lost	30/242	47/401
Gross Yards	3172	2759
Att./Completions	401/221	425/240
Completion Pct.	55.1	56.5
Had Intercepted	27	22
PUNTS/AVERAGE	49/45.6	71/40.6
PENALTIES/YARDS	64/617	69/704
FUMBLES/BALL LOST	19/12	25/18
TOUCHDOWNS	36	25
Rushing	7	7
Passing	26	14
Defense/Kicking	3/0	4/0

SCORE BY PERIODS

	1	2	3	4	TOTAL
COLTS	36	113	61	104	314
OPPONENTS	50	58	60	58	226

SCORING	TDR	TDP	TDRT	PAT	FG	S	TP
Michaels				35-36	21-39	98	
Mackey	9					54	
Berry	7					42	
Moore	3					18	
Matte	3					18	
Lorick	3					18	
Orr		3				18	
Wilson		2				12	
Richardson		2				12	
Curtis			1			6	
Boyd			1			6	
Unitas	1					6	
Haymond			1			6	
COLTS	7	26	3	35-36	21-39	0	314
OPPONENTS	7	14	4	25-25	17-33	0	226

RUSHING	NO.	YDS.	AVG.	LG	TD
Lorick	143	524	3.7	41	3
Hill	104	395	3.8	12	0
Matte	86	381	4.4	30	3
Moore	63	209	3.3	18	0
Unitas	20	44	2.2	16	1
Cuzzo	1	9	9.0	9	0
Mackey	1	-6	-6.0	-6	0
COLTS	418	1556	3.7	41	7
OPPONENTS	460	1733	3.8	52t	7

RECEIVING	NO.	YDS.	AVG.	LG	TD
Berry	56	786	14.0	40	7
Mackey	50	829	16.6	89	9
Orr	37	618	16.7	61	3
Matte	23	307	13.4	35	3
Moore	21	260	12.4	36	0
Richardson	14	246	17.6	69	2
Lorick	12	81	6.8	19	0
Hill	5	18	3.6	7	0
Wilson	3	27	9.0	11	2
COLTS	221	3172	14.4	89	26
OPPONENTS	240	2759	12.5	99t	14

INTERCEPTIONS	NO.	YDS.	AVG.	LG	TD
Boyd	6	114	19.0	37	1
Haymond	4	88	22.0	52t	1
Logan	3	13	4.3	13	0
Shinnick	3	4	1.3	4	0
Gaubatz	2	12	6.0	10	0
Davis	1	15	15.0	15	0
Stonebreaker	1	8	8.0	8	0
Brown	1	7	7.0	7	0
Lyles	1	6	6.0	6	0
COLTS	22	267	12.1	52t	2
OPPONENTS	27	438	16.2	55	3

PUNTING	NO.	YDS.	AVG.	LG	BLK.
Lee	49	2233	45.6	64	0
COLTS	49	2233	45.6	64	0
OPPONENTS	71	2882	40.6	62	0

PUNT RETURNS	NO.	FC	YDS.	AVG.	LG	TD
Haymond	40	8	347	8.7	64	0
Davis	2	1	7	3.5	4	0
Logan	1	1	3	3.0	3	0
Matte	1	1	0	0.0	0	0
Allen	1	0	0	0.0	0	0
COLTS	45	11	357	7.9	64	0
OPPONENTS	30	8	130	4.3	24	0

KICKOFF RETURNS	NO.	YDS.	AVG.	LG	TD
Moore	18	453	25.2	54	0
Haymond	10	223	22.3	29	0
Lorick	10	214	21.4	37	0
Curtis	3	64	21.3	34	0
Matte	3	55	18.3	31	0
Allen	3	53	17.7	20	0
Baldwin	2	18	9.0	18	0
Brown	2	14	7.0	11	0
COLTS	51	1094	21.5	54	0
OPPONENTS	63	1320	21.0	40	0

USUAL STARTERS

PRO BOWLERS IN BOLDFACE

	OFFENSE	DEFENSE
WR	Raymond Berry	LDE Lou Michaels
LT	Bob Vogel	LDT Billy Ray Smith
LG	Dan Sullivan	RDT Fred Miller
C	Dick Szymanski	RDE Ordele Braase
RG	Alex Sandusky	LLB Jack Burkett,
RT	Jim Parker	Steve Stonebreaker
TE	John Mackey	MLB Dennis Gaubatz
WR	Jimmy Orr	RLB Don Shinnick
QB	John Unitas	LCB Bob Boyd
RB	Lenny Moore	RCB Lenny Lyles
RB	Tony Lorick,	LS Jerry Logan
	Jerry Hill	RS Alvin Haymond

PASSING	ATT.	COMP.	YDS.	PCT.	AVG./ATT.	TD	TD%	INT.	INT%	LG	SACKED	RATING
Unitas	348	195	2748	56.0	7.90	22	6.3	24	6.9	89t	21/146	74.0
Cuzzo	50	26	424	52.0	8.48	4	8.0	2	4.0	69t	8/82	90.8
Matte	3	0	0	0.0	0.00	0	0.0	1	33.3	0	0/0	0.0
Moore	0	0	0	0.0	0.00	0	0.0	0	0.0	0	1/14	0.0
COLTS	401	221	3172	55.1	7.91	26	6.5	27	6.7	89t	30/242	74.5
OPPONENTS	425	240	2759	56.5	6.49	14	3.3	22	5.2	99t	47/401	65.5

RECORDS



1967

RECORD: 11-1-2 COACH: DON SHULA
TIED FIRST - COASTAL DIVISION

HOME: 6-0-1 AWAY: 5-1-1

DIV: 4-1-1 CONF: 7-1-2 NCONF: 4-0

PRESEASON (4-1)			
DATE	RESULTS	OPPONENT	ATTENDANCE
8/13	W 33-3	@ Boston	29,313
8/21	L 5-9	@ St. Louis	34,054
8/26	W 14-5	@ Detroit	38,367
9/31	W 23-17	@ Washington	47,008
9/9	W 33-7	@ Dallas	58,492

REGULAR SEASON (11-1-2)			
DATE	RESULTS	OPPONENT	ATTENDANCE
9/17	W 38-31	ATLANTA	56,715
9/24	W 38-6	@ Philadelphia	60,755
10/1	W 41-7	SAN FRANCISCO	60,238
10/8	W 24-3	@ Chicago	47,190
10/15	T 24-24	LOS ANGELES RAMS	60,238
10/22	T 20-20	@ Minnesota	47,693
10/29	W 17-13	@ Washington	50,574
11/5	W 13-10	GREEN BAY	60,238
11/12	W 49-7	@ Atlanta	58,850
11/19	W 41-7	DETROIT	60,238
11/26	W 26-9	@ San Francisco	44,815
12/3	W 23-17	DALLAS	60,238
12/10	W 30-10	NEW ORLEANS	60,238
12/17	L 10-34	@ Los Angeles Rams	77,277

TEAM STATISTICS	COLTS	OPP
TOTAL FIRST DOWNS	289	208
Rushing	105	78
Passing	159	116
Penalty	25	14
TOTAL NET YARDS	5008	3843
Avg. Per Game	357.7	274.5
Total Plays	925	818
Avg. Per Play	5.4	4.7
NET YARDS RUSHING	1645	1411
Avg. Per Game	117.5	100.8
Total Rushes	443	387
NET YARDS PASSING	3363	2432
Avg. Per Game	240.2	173.7
Tackled/Yards Lost	25/198	36/246
Gross Yards	3561	2678
Att./Completions	457/265	395/221
Completion Pct.	58.0	55.9
Had Intercepted	17	32
PUNTS/AVERAGE	49/42.3	69/39.4
PENALTIES/YARDS	52/458	82/927
FUMBLE/BALL LOST	13/8	17/8
TOUCHDOWNS	48	21
Rushing	21	5
Passing	22	13
Defense/Kicking	4/1	2/1

SCORE BY PERIODS	1	2	3	4	TOTAL
COLTS	78	122	69	135	394
OPPONENTS	26	50	57	65	198

SCORING	TDR	TDP	TDR/T	PAT	FG	S	TP
Michaels				46-48	20-37	106	
Matte	9	3				72	
Richardson		8				48	
Lorick	6					36	
Hawkins		4				24	
Moore	4					24	
Mackey		3				18	
Perkins		2				12	
Hill	2					12	
Boyd			1			6	
Orr		1				6	
Berry		1				6	
Volk			1			6	
Logan			1			6	
Lyles			1			6	
Braase			1			6	
COLTS	21	22	5	46-48	20-37	0	394
OPPONENTS	5	13	3	21-21	17-28	0	198

FGS	1-9	20-29	30-39	40-49	50+	TOT.
Michaels	6-7	5-7	3-10	4-9	2-4	20-37
COLTS	6-7	5-7	3-10	4-9	2-4	20-37
OPP.	3-3	3-3	6-9	5-11	0-2	17-28
Michaels:	(16,42)	(37,52)	(30,20,42,40)	(47,X)		(45,33,44) (25,41,10) (48,12,30) (32,57)
						(33) (54,29,33) (10,12,47,26) (29,53,27)
						(35,21,17) (37,14)
OPP.:	(47,48) (9,35) (42) (35) (47,50,33,47)					(47,28,11) (42,35) (49,42) (1) (30,37,50)
						(26,43,33,33) (17) (35) (47,23)

RUSHING	NO.	YDS.	AVG.	LG	TD
Matte	147	636	4.3	30	9
Lorick	133	436	3.3	22	6
Hill	90	311	3.5	18	2
Moore	42	132	3.1	21	4
Unitas	22	89	4.1	12	0
Ward	5	23	4.6	8	0
Hawkins	2	12	6.0	7	0
Welch	2	6	3.0	4	0
COLTS	443	1645	3.7	30	21
OPPONENTS	387	1411	3.6	27	5

RECEIVING	NO.	YDS.	AVG.	LG	TD
Richardson	63	860	13.7	31	8
Mackey	55	686	12.5	34	3
Matte	35	496	14.2	88	3
Hawkins	27	469	17.4	54	4
Lorick	22	189	8.6	34	0
Hill	19	156	8.2	33	0
Perkins	16	302	18.9	57	2
Moore	13	153	11.8	37	0
Berry	11	167	15.2	40	1
Orr	3	72	24.0	55	1
Alley	1	11	11.0	11	0
COLTS	265	3561	13.4	88	22
OPPONENTS	221	2678	12.1	80t	13

INTERCEPTIONS	NO.	YDS.	AVG.	LG	TD
Volk	6	145	24.2	94t	1
Boyd	6	145	24.2	41t	1
Lyles	5	59	11.8	36t	1
Logan	4	22	5.5	11t	0
Shinnick	3	20	6.7	17t	0
Haymond	2	33	16.5	33t	0
Stukes	2	13	6.5	13t	0
Gaubatz	2	10	5.0	5t	0
Curtis	1	6	6.0	6t	0
Porter	1	0	0.0	0t	0
COLTS	32	453	14.2	94t	3
OPPONENTS	17	272	16.0	77t	2

PUNTING	NO.	YDS.	AVG.	LG	BLK.
Lee	49	2075	42.3	68	0
COLTS	49	2075	42.3	68	0
OPPONENTS	69	2718	39.4	62	1

PUNT RETURNS	NO.	FC	YDS.	AVG.	LG	TD
Haymond	26	4	155	6.0	31	0
Volk	11	5	88	8.0	24	0
Logan	5	1	80	16.0	43	1
COLTS	42	10	323	7.7	43	1
OPPONENTS	21	6	144	6.9	40	0

KICKOFF RETURNS	NO.	YDS.	AVG.	LGT	TD
Moore	16	392	24.5	37t	0
Haymond	13	326	25.1	48t	0
Lorick	8	212	26.5	37t	0
Logan	2	17	8.5	10t	0
Stukes	1	19	19.0	19t	0
Matte	1	14	14.0	14t	0
Davis	1	8	8.0	8t	0
COLTS	42	988	23.5	48	0
OPPONENTS	65	1483	22.8	99t	1

USUAL STARTERS PRO BOWLERS IN BOLDFACE

OFFENSE	DEFENSE
WR Raymond Berry,	LDE Roy Hilton,
Ray Perkins	Lou Michaels
LT Bob Vogel	LOT Fred Miller
LG Glenn Ressler	RDT Billy Ray Smith
C Dick Szymanski	RDE Ordell Braase
RG Dan Sullivan	LLB Ron Porter,
RT Sam Ball	Mike Curtis
TE John Mackey	MLB Dennis Gaubatz
WR Willie Richardson	RLB Don Shinnick
QB John Unitas	LCB Bob Boyd
RB Tom Matte	RCB Lenny Lyles
RB Tony Lorick	LS Jerry Logan
	RS Rick Volk

PASSING	ATT.	COMP.	YDS.	PCT.	AVG./ATT.	TD	TD%	INT.	INT%	LG	SACKED	RATING
Unitas	436	255	3428	58.5	7.86	20	4.6	16	3.7	88t	25/198	83.6
Ward	16	9	115	56.3	7.19	2	12.5	1	6.3	21t	0/0	92.4
Matte	5	1	18	20.0	3.60	0	0.0	0	0.0	18t	0/0	42.1
COLTS	457	265	3561	58.0	7.79	22	4.8	17	3.7	88t	25/198	83.4
OPPONENTS	395	221	2678	55.9	6.78	13	3.3	32	8.1	80t	36/246	54.1

RECORDS



1968

NFL CHAMPIONS

RECORD: 13-1 COACH: DON SHULA

FIRST – COASTAL DIVISION

HOME: 6-1 AWAY: 7-0

DIV: 6-0 CONF: 10-0 NCONF: 3-1

PRESEASON (5-1)			
DATE	RESULTS	OPPONENT	ATTENDANCE
8/3	W 14-12	@ Oakland	51,154
8/10	W 10-0	@ Chicago	31,917
8/16	W 15-13	@ Washington	45,810
8/23	L 7-14	@ Detroit	34,082
8/31	W 22-13	@ Miami	63,202
9/7	W 16-10	@ Dallas	69,520

REGULAR SEASON (13-1)			
DATE	RESULTS	OPPONENT	ATTENDANCE
9/15	W 27-10	SAN FRANCISCO	56,864
9/23	W 28-20	@ Atlanta	50,428
9/29	W 41-7	@ Pittsburgh	44,480
10/6	W 28-7	CHICAGO	60,238
10/13	W 42-14	@ San Francisco	32,822
10/20	L 20-30	CLEVELAND	60,238
10/27	W 26-10	LOS ANGELES RAMS	60,238
11/2	W 27-0	@ New York Giants	62,973
11/10	W 27-10	@ Detroit	55,170
11/17	W 27-0	ST. LOUIS	60,238
11/24	W 21-9	MINNESOTA	60,238
12/1	W 44-0	ATLANTA	60,238
12/7	W 16-3	@ Green Bay	50,861
12/15	W 28-24	@ Los Angeles Rams	69,397
12/22	W 24-14	MINNESOTA	60,238
12/29	W 34-0	@ Cleveland	80,628
1/12	L 7-16	NEW YORK JETS	75,389
(at Miami)			

TEAM STATISTICS		COLTS	OPP
TOTAL FIRST DOWNS			
Rushing	110	71	119
Passing	131	119	
Penalty	17	17	
TOTAL NET YARDS			
Avg. Per Game	334.4	241.2	
Total Plays	851	852	
Avg. Per Play	5.5	4.0	
NET YARDS RUSHING			
Avg. Per Game	129.2	95.6	
Total Rushes	463	375	
NET YARDS PASSING			
Avg. Per Game	205.1	145.5	
Tackled/Yards Lost	29/222	45/367	
Gross Yards	3094	2405	
Att./Completions	359/196	432/224	
Completion Pct.	54.6	51.9	
Had Intercepted	22	29	
POINTS/AVERAGE	49/39.5	78/40.8	
PENALTIES/YARDS	75/655	72/799	
FUMBLES/BALL LOST	23/12	29/12	
TOUCHDOWNS			
Rushing	16	6	
Passing	28	9	
Defense/Kicking	4/2	1/0	

SCORE BY PERIODS	1	2	3	4	TOTAL
COLTS	103	137	62	100	402
OPPONENTS	37	37	20	50	144

SCORING		TDR	TDP	TDR	PAT	FG	S	TP
Michaels					48-50	18-28	102	
Matte	9	1					60	
Richardson			8				48	
Orr			6				36	
Mackey			5				30	
Mitchell			4				24	
Pearson			2	2			24	
Cole		3					18	
Brown		2					12	
Hill		1	1				12	
Perkins			1				6	
Boyd				1			6	
Hilton				1			6	
Stukes				1			6	
Curtis				1			6	
Morrall			1				6	
COLTS	16	28	6	48-50	18-28	0	402	
OPPONENTS	6	9	1	15-16	11-19	0	144	

FGS		1-9	20-29	30-39	40-49	50+	TOT.
Michaels	8-9	4-6	6-6	0-5	0-2	18-28	(17) (10,27) (16,37) (13,27,21) (29)
COLTS	8-9	4-6	6-6	0-5	0-2	18-28	(48,16,35,22) (37,15,15,47) (53)
OPP.	3-3	3-5	3-4	2-4	0-3	11-19	(38) (14,24,50) (1) (50) (47,11) (19) (1) (21,25,50,45) (1) (43,36,31) (1) (45) (24,30,25)

RUSHING		NO.	YDS.	AVG.	LG	TD
Matte	183	662	3.6	23	9	
Cole	104	418	4.0	21	3	
Hill	91	360	4.0	21	1	
Brown	39	159	4.1	10	2	
Mackey	10	103	10.3	33	0	
Pearson	19	78	4.1	13	0	
Morrall	11	18	1.6	11	1	
Lee	3	12	4.0	21	0	
Unitas	3	-1	-0.3	5	0	
COLTS	463	1809	3.9	33	16	
OPPONENTS	375	1339	3.6	59t	6	

RECEIVING		NO.	YDS.	AVG.	LG	TD
Mackey	45	644	14.3	45	5	
Richardson	37	698	18.9	79	8	
Orr	29	743	25.6	84	6	
Matte	25	275	11.0	50	1	
Hill	18	161	8.9	19	1	
Perkins	15	227	15.1	29	1	
Cole	13	75	5.8	18	0	
Mitchell	6	117	19.5	41	4	
Brown	4	53	13.3	18	0	
Pearson	2	70	35.0	61	2	
Hawkins	2	31	15.5	18	0	
COLTS	196	3094	15.8	84	28	
OPPONENTS	224	2405	10.7	71t	9	

INTERCEPTIONS		NO.	YDS.	AVG.	LG	TD
Boyd	8	160	20.0	49	1	0
Volk	6	154	25.7	90	0	0
Lyles	5	32	6.4	11	0	0
Logan	3	9	3.0	9	0	0
Gaubatz	2	15	7.5	13	0	0
Curtis	2	38	19.0	38	1	0
Stukes	1	60	60.0	60	1	0
Hilton	1	13	13.0	13	1	0
Shinnick	1	2	2.0	2	0	0
COLTS	29	483	16.7	90	4	
OPPONENTS	22	192	8.7	36	1	

PUNTING		NO.	YDS.	AVG.	LG	BLK.
Lee	49	1935	39.5	59	1	
COLTS	49	1935	39.5	59	1	
OPPONENTS	78	3183	40.8	58	0	

PUNT RETURNS		NO.	FC	YDS.	AVG.	LG	TD
Volk	25	7	198	7.9	24	0	0
Brown	16	8	125	7.8	25	0	0
Logan	1	1	27	27.0	27	0	0
COLTS	42	16	350	8.3	27	0	
OPPONENTS	19	16	62	3.3	14	0	

KICKOFF RETURNS		NO.	YDS.	AVG.	LG	TD
Pearson	15	527	35.1	102t	2	
Brown	15	298	19.9	29	0	0
Cole	5	123	24.6	34	0	0
Matte	1	22	22.0	22	0	0
Porter	1	19	19.0	19	0	0
Logan	1	14	14.0	14	0	0
COLTS	38	1003	26.4	102t	2	
OPPONENTS	71	1391	19.6	35	0	

USUAL STARTERS

PRO BOWLERS IN BOLDFACE

OFFENSE		DEFENSE	
WR Jimmy Orr		LDE Bubba Smith	
LT Bob Vogel		LDT Billy Ray Smith	
LG Glenn Ressler		RDT Fred Miller	
C Bill Curry		RDE Ordell Braese	
RG Dan Sullivan		LLB Mike Curtis	
RT Sam Ball		MLB Dennis Gaubatz	
TE John Mackey		RLB Don Shinnick	
WR Willie Richardson		LCB Bob Boyd	
QB Earl Morrall		RCB Lenny Lyles	
RB Tom Matte		LS Jerry Logan	
RB Jerry Hill		RS Rick Volk	

PASSING	ATT.	COMP.	YDS.	PCT.	AVG. ATT.	TD	TD%	INT.	INT%	LG	SACKED	RATING
Morrall	317	182	2909	57.4	9.18	26	8.2	17	5.4	84t	24/180	93.2
Unitas	32	11	139	34.4	4.34	2	6.3	4	12.5	37t	2/15	30.1
Ward	9	3	46	33.3	5.11	0	0.0	1	11.1	22t	3/27	11.6
Matte	1	0	0	0.0	0.00	0	0.0	0	0.0	0	0/0	39.6
COLTS	359	196	3094	54.6	8.62	28	7.8	22	6.1	84t	29/222	84.0
OPPONENTS	432	224	2405	51.9	5.57	9	2.1	29	6.7	71t	45/367	47.5

RECORDS



1969

RECORD: 8-5-1 COACH: DON SHULA

SECOND - COASTAL DIVISION

HOME: 4-2-1 AWAY: 4-3

DIV: 3-3 CONF: 5-4-1 NCONF: 3-1

PRESEASON (6-0)			
DATE	RESULTS	OPPONENT	ATTENDANCE
8/2	W 26-6	@ San Diego	52,171
8/9	W 34-30	@ Oakland	51,246
8/15	W 33-29	@ Houston	47,015
8/22	W 20-7	@ Buffalo	45,750
8/30	W 23-10	@ Miami	52,680
9/14	W 23-7	@ Dallas	58,975

REGULAR SEASON (8-5-1)			
DATE	RESULTS	OPPONENT	ATTENDANCE
9/21	L 20-27	LOS ANGELES RAMS	56,864
9/28	L 14-52	@ Minnesota	47,644
10/5	W 21-14	@ Atlanta	57,806
10/13	W 24-20	PHILADELPHIA	56,864
10/19	W 30-10	@ New Orleans	80,636
10/26	L 21-24	SAN FRANCISCO	60,238
11/2	W 41-17	WASHINGTON	60,238
11/9	W 14-6	GREEN BAY	60,238
11/16	L 17-20	@ San Francisco	38,472
11/23	W 24-21	@ Chicago	45,455
11/30	W 13-6	ATLANTA	60,238
12/7	T 17-17	DETROIT	60,238
12/13	L 10-27	@ Dallas	63,191
12/21	W 13-7	@ Los Angeles Rams	73,326

TEAM STATISTICS		COLTS	OPP
TOTAL FIRST DOWNS		255	256
Rushing		99	70
Passing		140	164
Penalty		16	22
TOTAL NET YARDS		4477	4649
Avg. Per Game		319.8	332.1
Total Plays		865	891
Avg. Per Play		5.2	5.2
NET YARDS RUSHING		1490	1400
Avg. Per Game		106.4	100.0
Total Rushes		417	399
NET YARDS PASSING		2987	3249
Avg. Per Game		213.4	232.1
Tackled/Yards Lost		19/156	33/250
Gross Yards		3143	3499
Att./Completions		429/225	459/271
Completion Pct.		52.4	59.0
Had Intercepted		27	15
PUNTS/AVERAGE		57/45.3	69/38.4
PENALTIES/YARDS		62/561	74/848
FUMBLES/BALL LOST		23/12	18/10
TOUCHDOWNS		34	32
Rushing		16	8
Passing		17	20
Defense/Kicking		0/1	4/0

SCORE BY PERIODS	1	2	3	4	TOTAL
COLTS	43	80	80	76	279
OPPONENTS	48	90	76	54	268

SCORING	TDR	TDP	TORT	PAT	FG	S	TP
Matte	11	2					78
Michaels				33-34	14-31		75
Mitchell							18
Perkins							3
Richardson							3
Cole	2	1					18
Orr		2					12
Hill	2						12
Mackey		2					12
Duncan			1				6
Havrilak		1					6
Hinton			1				6
COLTS	16	17	1	33-34	14-31	0	279
OPPONENTS	8	20	4	31-32	15-34	0	268

FGS	1-19	20-29	30-39	40-49	50+	TOT.
Michaels	5-5	3-3	3-9	3-11	0-3	14-31
COLTS	5-5	3-3	3-9	3-11	0-3	14-31
OPPONENTS	6-6	5-5	3-9	1-13	0-1	15-34

Michaels: (15,41) (40) (52) (20,37,32) (33,57,43) (37,46) (49,12) (41) (41) (49,48,17) (38,32,13,40) (12,53) (24,42) (22,36,39,31) (46,34,44) (1) (41) (22,32,22) (30,43,34,41,12) (15,27,46) (1)

OPP: (29,41,15) (40) (33,43,44) (24,18) (35,33) (18,47) (34,50) (14,38,45,35) (46,34,44) (1) (41) (22,32,22) (30,43,34,41,12) (15,27,46) (1)

RUSHING	NO.	YDS.	AVG.	LG	TD
Matte	235	909	3.9	26	11
Cole	73	204	2.8	27	2
Hill	49	143	2.9	14	2
Pearson	24	81	3.4	11	0
Havrilak	5	49	9.8	29	1
Dunn	13	45	3.5	11	0
Perkins	3	36	12.0	18	0
Unitas	11	23	2.1	13	0
Mackey	2	3	1.5	7	0
Conjar	1	0	0.0	0	0
Hinton	1	-3	-3.0	-3	0
COLTS	417	1490	3.6	29	16
OPPONENTS	399	1400	3.5	46	8

RECEIVING	NO.	YDS.	AVG.	LG	TD
Richardson	43	646	15.0	39	3
Matte	43	513	11.9	49	2
Mackey	34	443	13.3	52	2
Perkins	28	391	14.0	47	3
Orr	25	474	19.0	47	2
Hinton	13	269	20.7	46	1
Hill	11	44	4.0	12	0
Mitchell	9	199	22.1	51	3
Cole	9	65	7.2	18	1
Dunn	5	30	6.0	10	0
Pearson	4	64	16.0	37	0
Havrilak	1	5	5.0	5	0
COLTS	225	3143	14.0	52	17
OPPONENTS	271	3499	12.9	83t	20

INTERCEPTIONS	NO.	YDS.	AVG.	LG	TD
Volk	4	36	9.0	23	0
Maxwell	3	37	12.3	22	0
Grant	3	0	0.0	0	0
Austin	2	10	5.0	10	0
Gaubatz	1	11	11.0	11	0
Stukes	1	6	6.0	6	0
Logan	1	6	6.0	6	0
COLTS	25	106	7.1	23	0
OPPONENTS	17	394	14.6	57t	3

PUNTING	NO.	YDS.	AVG.	LG	BLK.
Lee	57	2580	45.3	66	0
COLTS	57	2580	45.3	66	0
OPPONENTS	69	2647	38.4	63	1

PUNT RETURNS	NO.	FC	YDS.	AVG.	LG	TD
Havrilak	13	7	56	4.3	13	0
Volk	10	6	58	5.8	14	0
Logan	8	2	41	5.1	11	0
Pearson	6	0	37	6.2	11	0
COLTS	37	15	192	5.2	14	0
OPPONENTS	35	6	182	5.2	22	0

KICKOFF RETURNS	NO.	YDS.	AVG.	LG	TD
Pearson	31	706	22.8	51	0
Duncan	19	560	29.5	92t	1
Hinton	1	24	24.0	24	0
COLTS	51	1290	25.3	92t	1
OPPONENTS	55	1135	20.6	42	0

USUAL STARTERS

PRO BOWLERS IN BOLDFACE

OFFENSE	DEFENSE
WR Jimmy Orr	LDE Bubba Smith
LT Bob Vogel	LDT Billy Ray Smith
LG Glenn Ressler	RT Fred Miller
C Bill Curry	RDE Roy Hilton
RG Dan Sullivan	LLB Bob Grant
RT Sam Ball	MLB Mike Curtis
TE John Mackey	RLB Ted Hendricks
WR Willie Richardson	LCB Charlie Stukes
QB John Unitas	RCB Tom Maxwell,
RB Tom Matte	Lenny Lyles
RB Jerry Hill,	LS Jerry Logan
Terry Cole	RS Rick Volk

PASSING	ATT.	COMP.	YDS.	PCT.	AVG./ATT.	TD	TD%	INT.	INT%	LG	SACKED	RATING
Unitas	327	178	2342	54.4	7.16	12	3.7	20	6.1	52t	12/93	64.0
Morrall	99	46	755	46.5	7.63	5	5.1	7	7.1	42t	7/63	60.0
Matte	3	1	46	33.3	15.33	0	0.0	0	0.0	46t	0/0	81.9
COLTS	429	225	3143	52.4	7.33	17	4.0	27	6.3	52t	19/156	62.8
OPPONENTS	459	271	3499	59.0	7.62	20	4.4	15	3.3	83t	33/250	80.5

RECORDS



1970

WORLD CHAMPIONS

RECORD: 11-2-1 COACH: DON MCCAFFERTY

FIRST - AFC EASTERN DIVISION

HOME: 5-1-1 AWAY: 6-1

DIV: 6-1-1 CONF: 8-2-1 NCONF: 3-0

PRESEASON (4-2)				
DATE	RESULTS	OPPONENT	ATTENDANCE	
8/8	W 33-21	@ Oakland	53,519	
8/14	W 17-3	@ Kansas City	38,341	
8/22	W 24-7	@ Denver	42,499	
8/29	L 13-20	@ Miami	73,533	
9/5	W 20-14	@ Detroit	34,500	
9/12	L 14-17	@ Washington	46,045	

REGULAR SEASON (11-2-1)				
DATE	RESULTS	OPPONENT	ATTENDANCE	
9/20	W 16-14	@ San Diego	47,782	
9/28	L 24-44	KANSAS CITY	53,911	
10/4	W 14-6	@ Boston	38,235	
10/11	W 24-20	@ Houston	48,050	
10/18	W 29-22	@ New York Jets	63,301	
10/25	W 27-3	BOSTON	60,240	
11/1	W 35-0	MIAMI	60,240	
11/9	W 13-10	Green Bay @ Milw.	48,063	
11/15	T 17-17	BUFFALO	60,240	
11/22	L 17-34	@ Miami	67,699	
11/29	W 21-20	CHICAGO	60,240	
12/6	W 29-10	PHILADELPHIA	60,240	
12/13	W 20-14	@ Buffalo	34,346	
12/19	W 35-20	NEW YORK JETS	60,240	
12/26	W 17-0	CINCINNATI	51,127	
1/3	W 27-17	OAKLAND	56,368	
1/17	W 16-13	Dallas (at Miami)	79,204	

TEAM STATISTICS		COLTS	OPP
TOTAL FIRST DOWNS		242	214
Rushing		70	79
Passing		148	120
Penalty		24	15
TOTAL NET YARDS		4134	3845
Avg. Per Game		295.3	274.6
Total Plays		860	883
Avg. Per Play		4.8	4.4
NET YARDS RUSHING		1336	1439
Avg. Per Game		95.4	102.8
Total Rushes		411	390
NET YARDS PASSING		2798	2406
Avg. Per Game		199.9	171.9
Tackled/Yards Lost		33/289	41/374
Gross Yards		3087	2780
Att./Completions		416/219	452/238
Completion Pct.		52.6	52.7
Had Intercepted		22	25
PUNTS/AVERAGE		63/44.7	78/38.4
PENALTIES/YARDS		71/708	101/1032
FUMBLES/BALL LOST		25/14	14/9
TOUCHDOWNS		38	25
Rushing		9	6
Passing		23	16
Defense/Kicking		3/3	2/1

SCORE BY PERIODS	1	2	3	4	TOTAL
COLTS	60	110	63	88	321
OPPONENTS	61	77	48	48	234

SCORING	TDR	TDP	TDR/T PAT	FG	S	TP
O'Brien			36-38	19-34		93
Jefferson	7					42
Hinton	2	5				42
Mitchell	4					24
Mackey	3					18
Bulaich	3					18
Maitland	1	1				12

LOGAN	TDR	TDP	TDR/T PAT	FG	S	TP
Logan			2			12
Hill	2					12
Orr		2				6
Nowatzke	1					6
Perkins		1				6
Grant			1			6
Hendricks			1			6
Gardin			1			6
Duncan			1			6
COLTS	9	23	6	36-38	19-34	0 321
OPPONENTS	6	16	3	25-25	19-35	1 234

FGS	1-19	20-29	30-39	40-49	50+	TOT.
O'Brien	3-4	6-9	4-9	6-10	0-2	19-34
COLTS	3-4	6-9	4-9	6-10	0-2	19-34
OPP.	4-4	8-9	2-5	5-17	0-2	19-37

O'Brien:	(11, 25, 34, 28)	(26)	(35)	(43, 34, 45)
	(28, 18, 28, 34)	(12, 48)	(44)	(30, 42, 29)
	(28, 37, 18)	(38, 23, 42)	(44)	(45, 53, 44, 47, 51)
	(32, 38)	(25)		
OPP.:	(46)	(28, 17, 48)	(44, 13, 23, 47, 25)	
	(48, 42, 40, 27, 9)	(41, 46, 38, 42)	(15, 46, 47)	
	(49)	(20, 39, 31)	(36, 52)	(43, 46)
	(28, 45, 50, 27, 43)	(38)	(1)	(25, 29)

RUSHING	NO.	YDS.	AVG.	LG	TD
Bulaich	139	426	3.1	15	3
Nowatzke	73	248	3.4	14	1
Maitland	74	209	2.8	24	1
Havrilak	54	159	2.9	26	0
Hill	36	115	3.2	15	2
Hinton	5	58	11.6	21	2
Jefferson	4	47	11.8	19	0
Matte	12	43	3.6	16	0
Unitas	9	16	1.8	9	0
Morrall	2	6	3.0	5	0
Perkins	2	6	3.0	4	0
Conjar	1	3	3.0	3	0
COLTS	411	1336	3.3	26	9
OPPONENTS	390	1439	3.7	45	6

RECEIVING	NO.	YDS.	AVG.	LG	TD
Hinton	47	733	15.6	40	5
Jefferson	44	749	17.0	55	7
Mackey	28	435	15.5	54	3
Mitchell	20	261	13.1	44	4
Nowatzke	16	93	5.8	17	0
Havrilak	14	141	10.1	33	0
Bulaich	11	123	11.2	20	0
Orr	10	199	19.9	29	2
Perkins	10	194	19.4	41	1
Maitland	9	67	7.4	13	0
Hill	8	62	7.8	13	0
O'Brien	1	28	28.0	28	0
Matte	1	2	2.0	2	0
COLTS	219	3087	14.1	55	23
OPPONENTS	238	2789	11.7	67	16

INTERCEPTIONS	NO.	YDS.	AVG.	LG	TD
Logan	6	92	15.3	33	2
Curtis, M.	5	50	10.0	18	0
Volk	4	61	15.3	31	0
Stukes	3	52	17.3	47	0
Duncan	2	56	28.0	30	0
Grant	2	39	19.5	27	1
Hendricks	1	31	31.0	31	0
May	1	18	18.0	18	0
Curtis, T.	1	0	0.0	0	0
Maxwell	0	9	9.0	9	0
COLTS	25	408	16.3	47	3
OPPONENTS	22	283	12.9	45	1

PUNTING	NO.	YDS.	AVG.	LG	BLK.
Lee	63	2819	44.7	62	1
COLTS	63	2819	44.7	62	1
OPPONENTS	78	2992	38.4	58	1

PUNT RETURNS	NO.	FC	YDS.	AVG.	LG	TD
Gardin	28	20	330	11.8	80	1
Volk	3	4	15	5.0	6	0
Curtis, T.	3	1	2	0.7	2	0
Logan	2	0	4	2.0	4	0
Havrilak	0	1	0	0.0	0	0
COLTS	36	26	351	9.8	80	1
OPPONENTS	38	9	365	9.4	77	1

KICKOFF RETURNS	NO.	YDS.	AVG.	LG	TD
Duncan	20	707	35.4	99	1
Gardin	11	265	24.1	33	0
Nowatzke	7	93	13.3	21	0
Havrilak	2	36	18.0	20	0
Maitland	1	28	28.0	28	0
Grant	1	21	21.0	21	0
Jefferson	1	11	11.0	11	0
Newsome	1	0	0.0	0	0
Stukes	1	0	0.0	0	0
COLTS	45	1161	25.8	99	1
OPPONENTS	58	1237	21.3	56	0

USUAL STARTERS

PRO BOWLERS IN BOLDFACE

OFFENSE	DEFENSE
WR Eddie Hinton	LDE Bubba Smith
LT Bob Vogel	LDT Billy Ray Smith
LG Glenn Ressler	RT Fred Miller
C Bill Curry	RDE Roy Hilton
RG John Williams	LLB Bob Grant
RT Dan Sullivan	MLB Mike Curtis
TE John Mackey	RLB Ted Hendricks
WR Roy Jefferson	LCB Charlie Stukes
QB John Unitas	RCB Tom Maxwell
RB Norm Bulaich	LS Jerry Logan
RB Jerry Hill,	RS Rick Volk
Tom Nowatzke	

PASSING	ATT.	COMP.	YDS.	PCT.	AVG./ATT.	TD	TD%	INT.	INT%	LG	SACKED	RATING
Unitas	321	166	2213	51.7	6.89	14	4.4	18	5.6	55	19/158	65.1
Morrall	93	51	792	54.8	8.52	9	9.7	4	4.3	44	14/131	97.6
Havrilak	2	2	82	100.0	41.00	0	0.0	0	0.0	54	0/0	118.0
COLTS	416	219	3087	52.6	7.28	23	5.5	22	5.3	55	33/289	73.3
OPPONENTS	452	238	2789	52.7	6.17	16	3.5	25	5.5	67	41/374	60.4

RECORDS



1971

RECORD: 10-4 COACH: DON MCCAFFERTY

SECOND - AFC EASTERN DIVISION

HOME: 5-2 AWAY: 5-2

DIV: 6-2 CONF: 8-3 NCONF: 2-1

PRESEASON (3-4)			
DATE	RESULTS	OPPONENT	ATTENDANCE
7/30	W 24-17	vs. College All Stars	52,289
8/7	L 3-10	KANSAS CITY	16,771
8/14	W 21-13	CHICAGO	17,593
8/22	L 20-23	@ Detroit	91,745
8/28	W 20-14	@ Washington	46,045
9/3	L 14-27	DALLAS	22,291
9/11	L 3-24	@ Oakland	50,212

REGULAR SEASON (10-4)			
DATE	RESULTS	OPPONENT	ATTENDANCE
9/19	W 22-0	NEW YORK JETS	56,458
9/26	L 13-14	CLEVELAND	56,837
10/3	W 23-3	@ New England	61,232
10/10	W 43-0	@ Buffalo	46,206
10/17	W 31-7	@ New York Giants	62,860
10/25	L 3-10	@ Minnesota	49,784
10/31	W 34-21	PITTSBURGH	60,238
11/4	W 24-17	LOS ANGELES RAMS	57,722
11/8	W 14-13	@ New York Jets	63,947
11/14	L 14-17	@ Miami	75,312
11/21	W 37-14	@ Oakland	54,689
12/5	W 24-0	BUFFALO	58,476
12/11	W 14-3	MIAMI	60,238
12/19	L 17-21	NEW ENGLAND	57,942
12/26	W 20-3	@ Cleveland	74,082
1/2	L 0-21	@ Miami	78,629

TEAM STATISTICS		COLTS	OPP		
TOTAL FIRST DOWNS					
		242	166		
Rushing		123	60		
Passing		104	95		
Penalty		15	11		
TOTAL NET YARDS					
Avg. Per Game		4071	2852		
Total Plays		290.8	203.7		
Avg. Per Play		883	746		
NET YARDS RUSHING					
Avg. Per Game		2149	1113		
Total Rushes		153.5	79.5		
Avg. Per Game		512	352		
NET YARDS PASSING					
Avg. Per Game		1922	1739		
Tackled/Yards Lost		137.3	124.2		
Gross Yards		27/230	33/288		
Att./Completions		2152	2027		
Completion Pct.		344/176	361/185		
Had Intercepted		51.2	51.2		
PUNTS/AVERAGE		21	28		
PENALTIES/YARDS		62/41.0	88/39.8		
FUMBLES/BALL LOST		57/52.9	67/687		
TOUCHDOWNS		26/11	22/13		
Rushing		36	18		
Passing		23	8		
Defense/Kicking		10	9		
		2/1	1/0		
SCORE BY PERIODS					
COLTS	1	2	3	4	TOTAL
OPPONENTS	62	17	78	78	313
COLTS	17	45	27	51	140

SCORING	TDR	TDP	TDR1	PAT	FG	S	TP
O'Brien				35-36	20-29		95
Bulaich	8	2					60
Matte	8						48
Nottingham	5		1				36
Perkins		4					24
Hinton		2					12
McCauley	2						12
Richardson		2					12
Hendricks			1				6
Newsome			1				6
TEAM						1	2
COLTS	23	10	3	35-36	20-29	1	313
OPPONENTS	8	9	1	17-18	5-18	0	140

FGS	1-9	20-29	30-39	40-49	50+	TOT.
O'Brien	4-4	7-8	3-4	5-11	1-2	20-29
COLTS	4-4	7-8	3-4	5-11	1-2	20-29
OPP.	1-1	2-4	2-5	0-6	0-2	5-18
O'Brien: (38 21 21) (27 32) (42 41 50) (42 28)						
(27) (45, 40) (20 9, 40) (51, 48, 32) (1) (45)						
(11 28 45) (40, 37, 29, 13) (1) (12, 40)						
OPP.: (1) (44, 35) (34, 46, 46) (49) (35) (32) (1) (20, 45)						
(22) (54, 20) (1) (22, 58) (31, 17) (47)						

RUSHING	NO.	YDS.	AVG.	LG	TD
Bulaich	152	741	4.9	67t	8
Matte	173	607	3.5	26	8
Nottingham	95	388	4.1	36	5
McCauley	58	246	4.2	19	2
Hinton	4	56	14.0	30	0
Perkins	5	35	7.0	18	0
Richardson	2	27	13.5	24	0
Mackey	3	18	6.0	9	0
Morrall	6	13	6.5	16	0
Mitchell	2	9	4.5	13	0
Unitas	9	5	0.6	3	0
Pittman	2	3	1.5	3	0
Nowatzke	1	1	1.5	1	0
COLTS	512	2149	4.2	67t	23
OPPONENTS	352	1113	3.2	27	8

RECEIVING	NO.	YDS.	AVG.	LG	TD
Mitchell	33	402	12.2	35	0
Matte	29	239	8.3	34	0
Hinton	25	436	17.4	33	2
Bulaich	25	229	9.2	30	2
Perkins	24	424	17.7	64	4
Nottingham	15	88	5.9	35	0
Mackey	11	143	13.0	28	0
Richardson	10	173	17.3	49	2
McCauley	3	6	2.0	8	0
Havrilak	1	12	12.0	12	0
COLTS	176	2152	12.2	64	10
OPPONENTS	185	2027	11.0	88t	9

INTERCEPTIONS	NO.	YDS.	AVG.	LG	TD
Stukes	8	95	11.9	40	0
Hendricks	5	70	14.0	40	0
Volk	4	36	9.0	21	0
Logan	4	28	7.0	23	0
Curtis	3	44	14.7	31	0
Newsome	2	19	9.5	19t	1
May	1	46	46.0	46	0
Nowatzke	1	29	29.0	29	0
COLTS	28	367	13.1	46	1
OPPONENTS	21	220	10.5	60t	1

PUNTING	NO.	YDS.	AVG.	LG	BLK.
Lee	62	2542	41.0	76	0
COLTS	62	2542	41.0	76	0
OPPONENTS	88	3422	38.9	61	0

PUNT RETURNS	NO.	FC	YDS.	AVG.	LG	TD
Volk	22	20	118	5.4	18	0
Dunlap	8	2	112	14.0	57	0
Curtis	7	10	15	2.1	10	0
Kern	3	1	19	6.3	7	0
Gardin	2	0	75	37.5	65	0
Logan	1	0	12	12.0	12	0
Duncan	0	1	0	0.0	0	0
COLTS	43	34	351	8.2	65	0
OPPONENTS	40	14	267	6.7	16	0

KICKOFF RETURNS	NO.	YDS.	AVG.	LG	TD
Pittman	14	330	23.6	37	0
McCauley	8	194	24.5	29	0
Duncan	3	102	34.0	54	0
Dunlap	1	28	28.0	28	0
Logan	1	16	16.0	16	0
Stukes	1	8	8.0	8	0
Nowatzke	1	1	1.0	1	0
Curtis	1	0	0.0	0	0
Matte	1	0	0.0	0	0
Mitchell, T.	1	0	0.0	0	0
COLTS	32	679	21.2	54	0
OPPONENTS	62	1345	21.7	57	0

USUAL STARTERS PRO BOWLERS IN BOLDFACE

OFFENSE	DEFENSE
WR Eddie Hinton	LDE Bubba Smith
LT Bob Vogel	LDT Billy Newsome
LG Glenn Ressler	RDT Fred Miller
C Bill Curry	RDE Roy Hilton
RG John Williams	LLB Ray May
RT Dan Sullivan	MLB Mike Curtis
TE Tom Mitchell	LTB Ted Hendricks
WR Ray Perkins	LCB Charlie Stukes
QB Earl Morrall	RCB Jim Duncan
RB Tom Matte	LS Jerry Logan
RB Norm Bulaich	RS Rick Volk

PASSING	ATT.	COMP.	YDS.	PCT.	AVG./ATT.	TD	TD%	INT.	INT%	LG	SACKED	RATING
Unitas	176	92	942	52.3	5.35	3	1.7	9	5.1	35t	15/129	52.3
Morrall	167	84	1210	50.3	7.19	7	4.2	12	7.2	64t	11/89	58.2
Matte	1	0	0	0.0	0.00	0	0.0	0	0.0	0	1/12	39.6
COLTS	344	176	2152	51.2	6.10	10	2.9	21	6.1	64t	27/230	55.0
OPPONENTS	361	185	2027	51.2	5.61	9	2.5	28	7.8	88t	33/288	44.2

RECORDS



1972

RECORD: 5-9 COACH: DON MCCAFFERTY (5), JOHN SANDUSKY (9)

THIRD – AFC EASTERN DIVISION

HOME: 2-5 AWAY: 3-4

DIV: 4-4 CONF: 5-6 NCONF: 0-3

PRESEASON (3-3)			
DATE	RESULTS	OPPONENT	ATTENDANCE
8/4	L 3-33	@ Washington	42,864
8/14	L 0-16	@ Oakland	53,627
8/21	W 23-17	@ Kansas City	76,882
8/26	W 16-13	@ Pittsburgh	37,221
9/1	L 17-24	@ Detroit	40,238
9/10	W 20-13	@ Denver	49,605

REGULAR SEASON (5-9)			
DATE	RESULTS	OPPONENT	ATTENDANCE
9/17	L 3-10	ST. LOUIS	53,652
9/24	L 34-44	NEW YORK JETS	56,626
10/1	W 17-0	@ Buffalo	46,206
10/8	L 20-23	SAN DIEGO	55,459
10/15	L 0-21	DALLAS	58,992
10/22	L 20-24	@ New York Jets	62,948
10/29	L 0-23	MIAMI	60,000
11/6	W 24-17	@ New England	60,999
11/12	L 21-24	@ San Francisco	61,214
11/19	W 20-19	@ Cincinnati	49,512
11/26	W 31-0	NEW ENGLAND	54,907
12/3	W 35-7	BUFFALO	55,390
12/10	L 10-24	@ Kansas City	44,175
12/16	L 0-16	@ Miami	80,010

TEAM STATISTICS		COLTS	OPP
TOTAL FIRST DOWNS			
		251	233
Rushing			
		97	111
Passing			
		124	109
Penalty			
		30	13
TOTAL NET YARDS			
		4187	4312
Avg. Per Game			
		299.1	308.0
Total Plays			
		868	853
Avg. Per Play			
		4.8	5.1
NET YARDS RUSHING			
		1894	1989
Avg. Per Game			
		135.3	142.1
Total Rushes			
		462	515
NET YARDS PASSING			
		2293	2323
Avg. Per Game			
		163.8	165.9
Tackled/Yards Lost			
		25/210	25/232
Gross Yards			
		2503	2555
Att./Completions			
		381/203	313/178
Completion Pct.			
		53.3	56.9
Had Intercepted			
		12	23
PUNTS/AVERAGE			
		57/42.1	71/39.0
PENALTIES/YARDS			
		58/605	84/826
FUMBLES/BALL LOST			
		37/22	22/13
TOUCHDOWNS			
		28	30
Rushing			
		10	15
Passing			
		15	15
Defense/Kicking			
		2/1	0/0

SCORE BY PERIODS	1	2	3	4	TOTAL
COLTS	48	70	58	59	235
OPPONENTS	57	70	47	78	252

SCORING	TDR	TDP	TDRT	PAT	FG	S	TP
O'Brien	2			24-24	13-31	75	
Havrilak	2	4				36	
McCauley	2	2	1			30	
Mitchell, T.		4				24	
Nottingham	3					18	
Mitchell, L.	1	1				12	
Matte		1				6	
Bulaich	1					6	
Munsey			1			6	
Curtis			1			6	
Hinton		1				6	
Domres	1					6	
Schlappak				4-4	0-8	4	
COLTS	10	15	3	28-28	13-39	0	235
OPPONENTS	15	15	0	27-30	15-24	0	252
FGS	1-19	20-29	30-39	40-49	50+TOT.		
O'Brien	2-3	6-8	3-8	2-12	0-0	13-31	
Shlappak	0-0	0-0	0-0	0-5	0-3	0-9	
COLTS	2-3	6-8	3-8	2-17	0-3	13-39	
OPP.	1-1	4-4	3-4	5-10	2-5	15-24	

O'Brien: (30,48,47,42,38) (14,32,28) (30,43,30,45)
 (22,20) (48,48) (22,41,33,28,44) (41) (9,18)
 (1) (31,33,26) (40,44) (1) (22) (20)

Shlappak: (1) (1) (1) (1) (54) (52) (50) (1) (47,47)
 (45,48,46) (1)
 OPP.: (41) (48,43,14) (42) (51,40,27) (57,38,42)
 (29) (24) (36) (44) (40,25) (48) (51) (31,53)
 (40,50,35)

RUSHING	NO.	YDS.	AVG.	LG	TD
McCauley	178	675	3.8	36	2
Nottingham	123	466	3.8	25	3
Mitchell, L.	45	215	4.8	14	1
Matte	33	137	4.2	18	0
Domres	30	137	4.6	15	1
Bulaich	27	109	4.0	18	1
Havrilak	12	72	6.0	32	2
Doughty	2	33	16.5	17	0
Unitas	3	15	5.0	8	0
Nowatzke	3	11	3.7	6	0
O'Brien	3	9	3.0	7	0
Mildren	3	8	2.7	5	0
Mitchell, T.	0	7	0.0	7	0
COLTS	462	1894	4.1	36	10
OPPONENTS	515	1989	3.9	32	15

RECEIVING	NO.	YDS.	AVG.	LG	TD
Mitchell, T.	40	494	12.4	34	4
Havrilak	33	571	17.3	62	4
McCauley	30	256	8.5	34	2
Nottingham	25	191	7.6	27	0
Mitchell, L.	18	147	8.2	26	1
Matte	14	182	13.0	43	1
O'Brien	11	263	23.9	43	2
Hinton	11	146	13.3	63	1
Bulaich	9	55	6.1	10	0
Speyrer	8	114	14.3	21	0
Doughty	3	31	10.3	19	0
Mosier	1	53	53.0	53	0
COLTS	203	2503	12.3	63	15
OPPONENTS	178	2555	14.3	83	15

INTERCEPTIONS	NO.	YDS.	AVG.	LG	TD
Stukes	5	23	4.6	11	0
Volk	4	86	21.5	23	0
Curtis	4	74	18.5	33	1
Logan	4	47	11.8	20	0
May	2	43	21.5	37	0
Hendricks	2	13	6.5	13	0
Laird	1	31	31.0	31	0
Hepburn	1	14	14.0	14	0
COLTS	23	331	14.4	37	1
OPPONENTS	12	169	14.1	38	0

PUNTING	NO.	YDS.	AVG.	LG	BLK.
Lee	57	2400	42.1	60	1
COLTS	57	2400	42.1	60	1
OPPONENTS	71	2766	39.0	61	1

PUNT RETURNS	NO.	FC	YDS.	AVG.	LG	TD
Laird	34	11	303	8.9	42	0
Volk	5	7	25	5.0	8	0
Logan	4	1	20	5.0	7	0
COLTS	43	19	348	8.1	42	0
OPPONENTS	29	12	204	7.0	27	0

KICKOFF RETURNS	NO.	YDS.	AVG.	LG	TD
Laird	29	843	29.1	73	0
McCauley	13	377	29.0	93t	1
Nottingham	2	38	19.0	19	0
Bulaich	1	62	62.0	62	0
Mildren	1	1	1.0	1	0
Hendricks	1	0	0.0	0	0
COLTS	47	1321	28.1	93t	1
OPPONENTS	50	1091	21.8	49	0

USUAL STARTERS

PRO BOWLERS IN BOLDFACE

OFFENSE	DEFENSE
WR Jim O'Brien	LDE Billy Newsome
LT Bob Vogel	LDT Fred Miller
LG Glenn Ressler	RDT Jim Bailey
C Bill Curry	RDE Roy Hilton
RG Dan Sullivan	LLB Ted Hendricks
RT Dennis Nelson	MLB Mike Curtis
TE Tom Mitchell	RLB Ray May
WR Sam Havrilak	LCB Charlie Stukes
QB Marty Domres	RCB Lonnie Hepburn
RB Don McCauley	LS Jerry Logan
RB Don Nottingham	RS Rick Volk
	KR Bruce Laird

PASSING	ATT.	COMP.	YDS.	PCT.	AVG./ATT.	TD	TD%	INT.	INT%	LG	SACKED	RATING
Domres	222	115	1392	51.8	6.27	11	5.0	6	2.7	62	11/96	76.6
Unitas	157	88	1111	56.1	7.08	4	2.5	6	3.8	63	14/114	70.8
Havrilak	1	0	0	0.0	0.00	0	0.0	0	0.0	0	0/0	39.6
Mildren	1	0	0	0.0	0.00	0	0.0	0	0.0	0	0/0	39.6
COLTS	381	203	2503	53.3	6.57	15	3.9	12	3.2	63	25/210	73.9
OPPONENTS	313	178	2555	56.9	8.16	15	4.8	23	7.4	83	25/232	68.8

RECORDS



1973

RECORD: 4-10 COACH: HOWARD SCHNELLENBERGER

FIFTH – AFC EASTERN DIVISION

HOME: 3-4 AWAY: 1-6

DIV: 2-6 CONF: 2-9 NCONF: 2-1

PRESEASON (2-4)				
DATE	RESULTS	OPPONENT	ATTENDANCE	
8/4	L 7-34	@ Pittsburgh	50,350	
8/11	L 20-34	@ Atlanta	57,122	
8/18	W 32-28	@ Detroit	33,174	
8/25	L 9-20	@ Washington	54,947	
9/1	L 9-20	@ Houston	41,571	
9/9	W 17-10	@ Denver	41,860	

REGULAR SEASON (4-10)				
DATE	RESULTS	OPPONENT	ATTENDANCE	
9/16	L 14-24	@ Cleveland	74,303	
9/23	L 10-34	NEW YORK JETS	55,942	
9/30	W 14-10	NEW ORLEANS	52,293	
10/7	L 16-24	@ New England	57,044	
10/14	L 13-31	@ Buffalo	78,875	
10/21	W 29-27	@ Detroit	48,058	
10/28	L 21-34	OAKLAND	59,008	
11/4	L 27-31	HOUSTON	52,707	
11/11	L 0-44	@ Miami	60,332	
11/18	L 14-22	@ Washington	52,675	
11/25	L 17-24	BUFFALO	52,250	
12/2	L 17-20	@ New York Jets	61,009	
12/9	W 16-3	MIAMI	58,446	
12/16	W 18-13	NEW ENGLAND	52,065	

TEAM STATISTICS	COLTS	OPP
TOTAL FIRST DOWNS	218	243
Rushing	121	104
Passing	79	123
Penalty	18	16
3rd Down M/A/Pct	82/203/40.4	67/175/38.3
TOTAL NET YARDS	3506	4488
Avg. Per Game	250.4	320.6
Total Plays	868	847
Avg. Per Play	4.0	5.3
NET YARDS RUSHING	2031	2089
Avg. Per Game	145.1	149.2
Total Rushes	536	491
NET YARDS PASSING	1475	2399
Avg. Per Game	105.4	171.4
Tackled/Yards Lost	32/271	25/200
Gross Yards	1746	2599
Att./Completions	300/137	331/199
Completion Pct.	45.7	60.1
Had Intercepted	25	15
PUNTS/AVERAGE	62/38.7	47/37.4
PENALTIES/YARDS	57/483	69/684
FUMBLES/BALL LOST	18/13	35/22
TOUCHDOWNS	26	39
Rushing	9	15
Passing	14	16
Defense/Kicking	1/2	6/2

SCORE BY PERIODS	1	2	3	4	TOTAL
COLTS	45	34	50	97	226
OPPONENTS	53	108	64	116	341

SCORING	TDR	TDP	TDR/T	PAT	FG	S	TP
Hunt					22-24		16-28
Speyrer	4	1					30
Doughty	4						24
Mitchell, T.	4						24
Domres	2						12
McCauley	2						12
Mitchell, L.	2						12
Olds	2						12
Hendricks			1				6
Nottingham	1						6
Chester		1					6
White			1				6
Andrews		1					6
COLTS	9	14	3	22-24	16-28	0	190
OPPONENTS	15	16	8	38-39	23-33	0	341

FGS	1-9	10-19	20-29	30-39	40-49	50+TOT.
Hunt	6-6	6-8	4-6	0-5	0-3	16-28
COLTS	6-6	6-8	4-6	0-5	0-3	16-28
OPP.	9-10	3-4	8-11	2-5	1-3	23-33

Hunt:	(46,33)	(17)	(27)	(38,27,38)	(19,22)
	(14,20,29)	(1)	(22,38,50,36)	(1)	(52)
	(49,43,23,27)	(17,50,46)	(19,43)	(16,32)	
OPP.:	(14)	(22,16)	(45,17)	(40,18)	(52)
	(27,30)	(47,38)	(13,54,14,38)		
	(35,18,37,42,29)	(36,25)	(30,32,18)	(42,10)	
	(52,36)				

RUSHING	NO.	YDS.	AVG.	LG	TD
Mitchell, L.	253	963	3.8	36	2
McCauley	144	514	3.6	24	2
Domres	32	126	3.9	14	2
Nottingham	28	118	4.2	20	1
Olds	26	100	3.9	17	2
Doughty	10	96	9.6	30	0
Jones	18	58	3.2	17	0
Ginn	16	47	2.9	8	0
Mildren	2	14	7.0	10	0
Havrlik	2	9	4.5	8	0
Nelson	0	3	0.0	3	0
Chester	1	1	1.0	1	0
Speyrer	1	1	1.0	1	0
Smith	1	-3	-3.0	-3	0
Lee	2	-16	-8.0	0	0
COLTS	536	2031	3.8	36	9
OPPONENTS	491	2089	4.2	78	15

RECEIVING	NO.	YDS.	AVG.	LG	TD
Doughty	25	587	23.5	66	4
Mitchell, T.	25	313	12.5	33	4
McCauley	25	186	7.4	34	0
Chester	18	181	10.1	40	1
Speyrer	17	311	18.3	47	4
Mitchell, L.	17	113	6.7	14	0
Ginn	3	2	0.7	6	0
Nottingham	2	10	5.0	5	0
Olds	2	-4	-2.0	1	0
Smith	1	37	37.0	37	0
Havrlik	1	9	9.0	9	0
Andrews	1	1	1.0	1t	1
COLTS	137	1746	12.7	66	14
OPPONENTS	199	2599	13.1	66	16

INTERCEPTIONS	NO.	YDS.	AVG.	LG	TD
White	4	40	10.0	22	1
Hendricks	3	33	11.0	24	0
Kern	2	22	11.0	22	0
Oldham	2	10	5.0	7	0
Curtis	2	9	4.5	9	0
Kacmarek	1	2	2.0	2	0
Volk	1	0	0.0	0	0
COLTS	15	116	7.7	24	1
OPPONENTS	25	336	13.4	45t	4

PUNTING	NO.	YDS.	AVG.	LG	BLK.
Lee	62	2402	38.7	60	2
COLTS	62	2402	38.7	60	2
OPPONENTS	47	1758	37.4	57	1

PUNT RETURNS	NO.	FC	YDS.	AVG.	LG	TD
Laird	15	6	72	4.8	13	0
Volk	7	7	45	6.4	13	0
Kern	2	0	12	6.0	9	0
COLTS	24	13	129	5.4	13	0
OPPONENTS	28	21	280	10.0	54	0

KICKOFF RETURNS	NO.	YDS.	AVG.	LG	TD
Laird	24	547	22.8	51	0
Speyrer	17	496	29.1	101t	1
Ginn	9	198	22.0	29	0
Olds	3	14	4.7	10	0
Volk	2	16	8.0	16	0
White	1	17	17.0	17	0
Nottingham	1	17	17.0	17	0
Andrews	1	13	13.0	13	0
Munsey	1	13	13.0	13	0
McCauley	1	12	12.0	12	0
COLTS	60	1343	22.4	101t	1
OPPONENTS	42	950	22.6	60	0

USUAL STARTERS PRO BOWLERS IN BOLDFACE

OFFENSE	DEFENSE
WR Cotton Speyrer	LDE Mike Barnes
LT Tom Drougas	LDT Jim Bailey
LG Glenn Ressler	RDT Joe Ehrmann
C Ken Mendenhall	RDE Joe Schmiesing
RG Elmer Collett	LLB Ted Hendricks
RT Dennis Nelson	MLB Mike Curtis
TE Raymond Chester	RLB Stan White
WR Glenn Doughty	LCB Rex Kern
QB Marty Domres	RCB Nelson Munsey
RB Lydell Mitchell	LS Jack Mildren
RB Don McCauley	RS Rick Volk

PASSING	ATT.	COMP.	YDS.	PCT.	AVG./ATT.	TD	TD%	INT.	INT%	LG	SACKED	RATING
Domres	191	93	1153	48.7	6.04	9	4.7	13	6.8	66t	18/145	55.2
Jones	108	43	539	39.8	4.99	4	3.7	12	11.1	51t	14/126	28.8
Speyrer	1	1	54	100.0	54.00	1	100.0	0	0.0	54t	0/0	158.3
COLTS	300	137	1746	45.7	5.82	14	4.7	25	8.3	66t	32/271	45.2
OPPONENTS	331	199	2599	60.1	7.85	16	4.8	15	4.5	66t	25/200	82.1

RECORDS



1974

RECORD: 2-12 COACH: HOWARD SCHNELLENBERGER (3), JOE THOMAS (11)

FIFTH – AFC EASTERN DIVISION

HOME: 0-7 AWAY: 2-5

DIV: 1-7 CONF: 1-10 NCONF: 1-2

PRESEASON (1-4)			
DATE	RESULTS	OPPONENT	ATTENDANCE
8/9	L 3-6	DETROIT	6,792
8/17	W 37-3	@ Cleveland	25,116
8/26	L 16-20	CHICAGO	29,987
8/31	L 7-23	@ Atlanta	39,668
9/6	L 6-7	@ Washington	29,704

REGULAR SEASON (2-12)			
DATE	RESULTS	OPPONENT	ATTENDANCE
9/15	L 0-30	@ Pittsburgh	48,890
9/22	L 13-20	GREEN BAY	41,252
9/29	L 10-30	@ Philadelphia	64,205
10/6	L 3-42	@ New England	59,502
10/13	L 14-27	BUFFALO	42,089
10/20	W 35-20	@ New York Jets	51,745
10/27	L 7-17	@ Miami	65,868
11/3	L 14-24	CINCINNATI	40,037
11/10	L 6-17	DENVER	37,959
11/17	W 17-7	@ Atlanta	41,278
11/24	L 17-27	NEW ENGLAND	38,971
12/1	L 0-6	@ Buffalo	75,325
12/8	L 16-17	MIAMI	43,553
12/15	L 38-45	NEW YORK JETS	38,168

TEAM STATISTICS		COLTS	OPP
TOTAL RUSHING DOWNS			
Rushing	110	120	
Passing	109	101	
Penalty	25	16	
3rd Down M/A/Pct	98/222/44.1	87/198/43.9	
TOTAL NET YARDS			
Avg. Per Game	274.5	294.7	
Total Plays	924	849	
Avg. Per Play	4.2	4.9	
NET YARDS RUSHING			
Avg. Per Game	1818	1961	
Total Rushes	450	516	
NET YARDS PASSING			
Avg. Per Game	144.6	154.6	
Tackled/Yards Lost	49/399	21/183	
Gross Yards	2424	2348	
Att./Completions	425/221	312/180	
Completion Pct.	52.0	57.7	
Had Intercepted	24	10	
PUNTS/AVERAGE			
	71/37.1	67/38.4	
PENALTIES/YARDS			
	66/587	75/737	
FUMBLES/BALL LOST			
	28/13	25/14	
TOUCHDOWNS			
Rushing	13	20	
Passing	9	16	
Defense/Kicking	0/0	4/0	

SCORE BY PERIODS	1	2	3	4	TOTAL
COLTS	13	56	48	73	190
OPPONENTS	51	142	62	74	329

SCORING	TDR	TDP	TDRT	PAT	FG	S	TP
Linhart				22-22	12-20	58	
Mitchell	5	2				42	
Jones	4					24	
Olds	1	2				18	
Domres	2					12	
Doughty		2				12	
Chester	1					6	
McCauley	1					6	
Orduna	1					6	
Speyrer	1					6	
COLTS	13	9	0	22-22	12-20	0	329
OPPONENTS	20	16	4	38-40	17-27	0	190

FGS	1-19	20-29	30-39	40-49	50+	TOT.
Linhart	0-0	8-8	2-5	2-6	0-1	12-20
COLTS	0-0	8-8	2-5	2-6	0-1	12-20
OPP.	1-1	7-8	7-12	1-5	1-1	17-27

Linhart:	() (37.23.47) (45) (31.27) (42) (37) (37)
	() (21.26) (37.49) (48.25) (52) (26.40.20) (26)
OPP.:	(31) (52.39) (20.38.42) () (28.29.33.35) ()
	(23.42.33) (33.40.18) (37) (45) (33.28)
	(20.31) (27) (30.37.43.25)

RUSHING	NO.	YDS.	AVG.	LG	TD
Mitchell	214	757	3.5	31	5
Olds	129	475	3.7	34	1
Jones	39	279	7.2	39	4
Domres	22	145	6.6	21	2
McCauley	30	90	3.0	15	0
Doughty	7	51	7.3	17	0
Scott	2	12	6.0	9	0
Andrews	5	6	1.2	4	0
Orduna	2	3	1.5	2	1
COLTS	450	1818	4.0	39	13
OPPONENTS	516	1961	3.8	69	20

RECEIVING	NO.	YDS.	AVG.	LG	TD
Mitchell	72	544	7.6	24	2
Chester	37	461	12.5	45	1
Doughty	24	300	12.5	27	2
Carr	21	405	19.3	57	0
Olds	21	153	7.3	18	2
Scott	18	317	17.6	45	0
McCauley	17	112	6.6	14	1
Speyrer	9	110	12.2	27	1
Smith	1	14	14.0	14	0
Orduna	1	8	8.0	8	0
COLTS	221	2424	11.0	57	9
OPPONENTS	180	2348	13.0	77	16

INTERCEPTIONS	NO.	YDS.	AVG.	LG	TD
Curtis	3	24	8.0	11	0
Volk	2	0	0.0	0	0
White	1	40	40.0	40	0
Laird	1	15	15.0	15	0
Dickel	1	5	5.0	5	0
Oldham	1	3	3.0	3	0
Nettles	1	0	0.0	0	0
COLTS	10	87	8.7	40	0
OPPONENTS	24	384	16.0	55	3

PUNTING	NO.	YDS.	AVG.	LG	BLK.
Lee	71	2634	37.1	58	1
COLTS	71	2634	37.1	58	1
OPPONENTS	67	2575	38.4	59	0

PUNT RETURNS	NO.	FC	YDS.	AVG.	LG	TD
Berra	16	2	114	7.1	14	0
Laird	11	0	30	2.7	10	0
Speyrer	8	2	54	6.8	18	0
Scott	3	1	31	10.3	14	0
Rudnick	2	0	23	11.5	12	0
Volk	1	0	1	1.0	1	0
Bertuca	1	0	0	0.0	0	0
COLTS	42	5	253	6.0	18	0
OPPONENTS	46	6	413	9.0	66	0

KICKOFF RETURNS	NO.	YDS.	AVG.	LG	TD
Speyrer	22	539	24.5	44	0
Laird	19	499	26.3	55	0
Berra	13	259	19.9	54	0
Orduna	3	68	22.7	24	0
Scott	3	61	20.3	26	0
Mayo	2	23	11.5	14	0
Andrews	1	18	18.0	18	0
McCauley	1	17	17.0	17	0
Rudnick	1	5	5.0	5	0
Oldham	1	0	0.0	0	0
COLTS	66	1489	22.6	55	0
OPPONENTS	45	903	20.1	38	0

USUAL STARTERS

PRO BOWLERS IN BOLDFACE

OFFENSE	DEFENSE
WR Roger Carr	LDE Fred Coak
LT David Taylor	LDT Jim Bailey
LG Glenn Ressler	RDT Joe Ehrmann
C Ken Mendenhall	RDE John Dutton
RG Elmer Collett	LLB Tom MacLeod
RT Dennis Nelson	MLB Mike Curtis
TE Raymond Chester	RLB Stan White
WR Glenn Doughty	LCB Ray Oldham
QB Bert Jones	RCB Nelson Munsey
RB Lydell Mitchell	LS Bruce Laird
RB Bill Olds	RS Rick Volk

PASSING	ATT.	COMP.	YDS.	PCT.	AVG./ATT.	TD	TD%	INT.	INT%	LG	SACKED	RATING
Jones	270	143	1610	53.0	5.96	8	3.0	12	4.4	57	36/328	62.4
Domres	153	77	803	50.3	5.25	0	0.0	12	7.8	44	13/71	33.2
McCauley	2	1	11	50.0	5.50	1	50.0	0	0.0	11	0/0	106.3
COLTS	425	221	2424	52.0	5.70	9	2.1	24	5.6	57	49/399	52.7
OPPONENTS	312	180	2348	57.7	7.53	16	5.1	10	3.2	77	21/183	85.3

RECORDS



1975

RECORD: 10-4 COACH: TED MARCHIBRODA

FIRST – AFC EASTERN DIVISION

HOME: 5-2 AWAY: 5-2

DIV: 6-2 CONF: 8-3 NCONF: 2-1

PRESEASON (2-4)			
DATE	RESULTS	OPPONENT	ATTENDANCE
8/9	W 23-20	@ Denver	35,269
8/16	L 3-10	@ Atlanta	43,097
8/22	L 10-31	PITTSBURGH	32,081
8/30	L 3-27	@ New Orleans	60,643
9/8	W 26-21	@ Houston	30,505
9/12	L 10-24	WASHINGTON	30,110

REGULAR SEASON (10-4)			
DATE	RESULTS	OPPONENT	ATTENDANCE
9/21	W 35-7	@ Chicago	51,678
9/28	L 20-31	OAKLAND	41,023
10/5	L 13-24	@ Los Angeles Rams	62,491
10/12	L 31-38	BUFFALO	45,791
10/19	L 10-21	@ New England	51,417
10/26	W 45-28	@ New York Jets	55,137
11/2	W 21-7	CLEVELAND	37,285
11/9	W 42-35	@ Buffalo	77,320
11/16	W 52-19	NEW YORK JETS	54,006
11/23	W 33-17	@ Miami	61,986
11/30	W 28-14	KANSAS CITY	44,151
12/7	W 21-0	@ New York Giants	49,863
12/14	W10-7 OT	MIAMI	60,548
12/21	W 34-21	NEW ENGLAND	50,801
12/27	L 10-28	@ Pittsburgh	59,053

TEAM STATISTICS		COLTS	OPP
TOTAL FIRST DOWNS			
Rushing		266	242
Passing		131	101
Penalty		114	124
		21	17
3rd Down M/A/Pct		105/217/48.4	84/199/42.2
TOTAL NET YARDS			
Avg. Per Game		321.3	298.1
Total Plays		928	905
Avg. Per Play		4.8	4.6
NET YARDS RUSHING			
Avg. Per Game		158.4	130.1
Total Rushes		536	453
NET YARDS PASSING			
Avg. Per Game		162.9	168.0
Tackled/Yards Lost		38/325	59/496
Gross Yards		2606	2848
Att./Completions		354/211	393/193
Completion Pct.		59.6	49.1
Had Intercepted		8	29
PUNTS/AVERAGE		86/39.6	83/38.6
PENALTIES/YARDS		80/760	79/700
FUMBLES/BALL LOST		18/10	29/12
TOUCHDOWNS			
Rushing		28	17
Passing		19	17
Defense/Kicking		5/0	1/1

SCORE BY PERIODS	1	2	3	4	OT	TOTAL
COLTS	96	130	72	94	3	395
OPPONENTS	34	97	52	86	0	269

SCORING	TDR	TDP	TDR/T	PAT	FG	S	TP
Mitchell	11	4					90
Linhart				51-52	10-18		81
McCauley	10	1					66
Doughty		4					24
Olds	2	2					24
Chester		3					18
Jones	3						18
Carr		2					12
Johnson		2					12
Wallace			2				12
Cook			1				6
Domres	1						6
Leaks	1						6
Munsey			1				6
White			1				6
Kennedy	1						6
Laird						1	2
COLTS	28	19	5	51-52	10-18	1	395
OPPONENTS	17	2	2	35-36	6-10	0	269

FGS	1-19	20-29	30-39	40-49	50+	TOT.
Linhart	2-2	0-3	7-10	1-3	0-0	10-18
COLTS	2-2	0-3	7-10	1-3	0-0	10-18
OPP.	0-0	3-3	1-2	2-3	0-2	6-10

RUSHING	NO.	YDS.	AVG.	LG	TD
Mitchell	289	1193	4.1	70	11
Jones	47	321	6.8	36	3
Olds	94	281	3.0	14	2
McCauley	60	196	3.3	18	10
Leaks	41	175	4.3	17	1
Domres	4	46	11.5	20	1
Doughty	1	5	5.0	5	0
COLTS	536	2217	4.1	70	28
OPPONENTS	453	1821	4.0	66	17

RECEIVING	NO.	YDS.	AVG.	LG	TD
Mitchell	60	544	9.1	35t	4
Doughty	39	666	17.1	63	4
Chester	38	457	12.0	32	3
Olds	30	194	6.5	28t	2
Carr	23	517	22.5	90t	2
McCauley	14	93	6.6	32	1
Johnson	4	115	28.8	68t	2
Kennedy	2	15	7.5	12	1
Leaks	1	5	5.0	5	0
COLTS	211	2606	12.4	90t	19
OPPONENTS	193	2848	14.8	91	17

INTERCEPTIONS	NO.	YDS.	AVG.	LG	TD
White	8	135	16.9	32	1
Wallace	4	126	31.5	42t	2
Mumphord	4	58	14.5	28	0
Laird	3	46	15.3	28	0
Munsey	3	36	12.0	30t	1
Oldham	2	23	11.5	13	0
Cheyunski	2	8	4.0	6	0
McLeod	1	50	50.0	50	0
Cook	1	8	8.0	8	0
Curtis	1	3	3.0	3	0
COLTS	29	493	17.0	50	4
OPPONENTS	8	111	13.9	38	0

PUNTING	NO.	YDS.	AVG.	LG	BLK.
Lee	86	3402	39.6	62	1
COLTS	86	3402	39.6	62	1
OPPONENTS	83	3204	38.6	63	3

PUNT RETURNS	NO.	FC	YDS.	AVG.	LG	TD
Stevens	36	8	396	11.0	53	0
Wallace	6	0	43	7.2	14	0
Johnson	0	4	0	0.0	0	0
Oldham	0	3	0	0.0	0	0
COLTS	42	15	439	10.5	53	0
OPPONENTS	51	5	513	10.1	46	0

KICKOFF RETURNS	NO.	YDS.	AVG.	LG	TD
Laird	31	799	25.8	65	0
Stevens	3	71	23.7	31	0
McCauley	4	86	21.5	29	0
Johnson	7	134	19.1	30	0
Kennedy	2	36	18.0	19	0
Pratt	4	64	16.0	22	0
Wallace	1	0	0.0	0	0
COLTS	52	1190	22.9	65	0
OPPONENTS	70	1655	23.6	99t	1

USUAL STARTERS

PRO BOWLERS IN BOLDFACE

OFFENSE	DEFENSE
WR Roger Carr	LDE Fred Cook
LT David Taylor	LDT Mike Barnes
LG Robert Pratt	RDT Joe Ehrmann
RC Ken Mendenhall	RDE John Dutton
RG Elmer Collett	LLB Tom MacLeod
RT George Kuz	MLB Jim Cheyunski
TE Raymond Chester	RLB Stan White
WR Glenn Doughty	LCB Lloyd Mumphord
QB Bert Jones	RCB Neilson Munsey
RB Lydell Mitchell	LS Bruce Laird
RB Bill Olds	RS Jackie Wallace

PASSING	ATT.	COMP.	YDS.	PCT.	AVG./ATT.	TD	TD%	INT.	INT%	LG	SACKED	RATING
Jones	344	203	2483	59.0	7.22	18	5.2	8	2.3	90t	38/325	89.1
Domres	10	8	123	80.0	12.30	1	10.0	0	0.0	32t	0/0	151.3
COLTS	354	211	2606	59.6	7.36	19	5.4	8	2.3	90t	38/325	90.9
OPPONENTS	393	193	2848	49.1	7.25	17	4.3	29	7.4	91t	59/496	56.9

RECORDS



1976

RECORD: 11-3 COACH: TED MARCHIBRODA
FIRST – AFC EASTERN DIVISION

HOME: 6-1 AWAY: 5-2

DIV: 7-1 CONF: 11-1 NCONF: 0-2

PRESEASON (2-4)				
DATE	RESULTS	OPPONENT	ATTENDANCE	
7/31	W 21-0	@ Cleveland	20,304	
8/6	W 20-3	WASHINGTON	35,575	
8/14	L 14-25	@ Chicago	54,338	
8/20	L 20-26	NEW ORLEANS	38,879	
8/28	L 7-21	@ Atlanta	24,986	
9/2	L 9-24	@ Detroit	54,217	

REGULAR SEASON (11-3)				
DATE	RESULTS	OPPONENT	ATTENDANCE	
9/12	W 27-13	@ New England	43,512	
9/19	W 28-27	CINCINNATI	50,621	
9/26	L 27-30	@ Dallas	64,237	
10/3	W 42-17	TAMPA BAY	43,105	
10/10	W 28-14	MIAMI	60,020	
10/17	W 31-13	@ Buffalo	71,009	
10/24	W 20-0	@ New York Jets	49,768	
11/1	W 39-14	HUSTON	60,020	
11/7	W 37-21	@ San Diego	42,827	
11/14	L 14-21	NEW ENGLAND	60,020	
11/22	W 17-16	@ Miami	62,104	
11/28	W 33-16	NEW YORK JETS	46,938	
12/4	L 17-24	@ St. Louis	48,282	
12/12	W 58-20	BUFFALO	53,729	
12/19	L 19-40	PITTSBURGH	60,020	

TEAM STATISTICS	COLTS	OPP
TOTAL FIRST DOWNS	301	229
Rushing	133	83
Passing	144	126
Penalty	24	20
3rd Down M/A/Pct	109/200/54.5	70/184/38.0
TOTAL NET YARDS	5236	4187
Avg. Per Game	374.0	299.1
Total Plays	956	866
Avg. Per Play	5.5	4.8
NET YARDS RUSHING	2303	1844
Avg. Per Game	164.5	131.7
Total Rushes	565	438
NET YARDS PASSING	2933	2343
Avg. Per Game	209.5	167.4
Tackled/Yards Lost	30/288	56/461
Gross Yards	3221	2804
Att./Completions	361/215	372/192
Completion Pct.	59.6	51.6
Had Intercepted	10	15
PUNTS/AVERAGE	59/39.7	79/36.9
NET PUNTING AVG.	34.8	31.1
PENALTIES/YARDS	92/786	89/770
FUMBLES/BALL LOST	25/18	32/21
TOUCHDOWNS	51	29
Rushing	26	11
Passing	24	16
Defense/Kicking	1/0	2/0

SCORE BY PERIODS	1	2	3	4	TOTAL
COLTS	72	175	77	93	417
OPPONENTS	46	84	31	85	246

SCORING	TDR	TDP	TDRT	PAT	FG	S	TP
Linhart					49-51	20-27	109
Carr		11					66
McCauley	9	2					66
Mitchell	5	3					48
Leaks	7						42
Doughty		5					30
Chester		3					18
Jones	2						12
Lee	1						6
Luce			1				6
Stevens	1						6
Troup	1						6
Fernandes						1	2
COLTS	26	24	1	49-51	20-27	1	417
OPPONENTS	11	16	2	27-29	15-20	0	246

FGS	1-19	20-29	30-39	40-49	50+	TOT.
Linhart	0-0	9-9	10-11	1-7	0-0	20-27
COLTS	0-0	9-9	10-11	1-7	0-0	20-27
OPP.	1-1	6-6	5-6	2-6	1-1	15-20

Linhart:	(28,32)	(45)	(44,30,24)	(32,38)	(1)	(21)
	(24,35)	(45,25)	(41,39)	(40)	(27)	(34,34,44,41,31,38)
OPP.:	(31,27,39)	(26,51)	(37,18,32)	(40)	(1)	(32,44)
	(1)	(44)	(41)	(48,44)	(20)	(26)
	(22)	(28,34)				

RUSHING	NO.	YDS.	AVG.	LG	TD
Mitchell	289	1200	4.2	43	5
Leaks	118	445	3.8	42	7
McCauley	69	227	3.3	16	9
Lee	41	220	5.4	69t	1
Jones	38	214	5.6	17	2
Troup	5	-1	-0.2	6t	1
Doughty	3	7	2.3	3	0
Stevens	1	3	3.0	3	1
Lee	1	-12	-12.0	-12	0
COLTS	565	2303	4.1	69t	26
OPPONENTS	438	1844	4.2	54	11

RECEIVING	NO.	YDS.	AVG.	LG	TD
Mitchell	60	555	9.3	40t	3
Carr	43	1112	25.9	79t	11
Doughty	40	628	15.7	41	5
McCauley	34	347	10.2	44	2
Chester	24	467	19.5	40	3
Leaks	8	43	5.4	10	0
Scott	3	35	11.7	18	0
Kennedy	1	32	32.0	32	0
Thompson	1	11	11.0	11	0
Lee	1	-9	-9.0	-9	0
COLTS	215	3221	15.0	79t	24
OPPONENTS	192	2804	14.6	67t	16

INTERCEPTIONS	NO.	YDS.	AVG.	LG	TD
Wallace	5	105	21.0	41	0
White	3	26	8.7	15	0
Oldham	2	40	20.0	33	0
Luce	2	7	3.5	7	0
Mumphord	1	22	22.0	22	0
Munsey	1	10	10.0	10	0
Cook	1	1	1.0	1	0
COLTS	15	211	14.1	41	0
OPPONENTS	10	146	14.6	31t	1

PUNTING NO.	YDS.	AVG.	TB	IN20	LG	BLK.
Lee	59	2342	39.7	3	21	56
COLTS	59	2342	39.7	3	21	56
OPPONENTS	79	2914	36.9	7	7	60

PUNT RETURNS	NO.	FC	YDS.	AVG.	LG	TD
Stevens	39	9	315	7.9	44	0
Lee	1	0	0	0.0	0	0
Wallace	0	3	0	0.0	0	0
Oldham	0	1	0	0.0	0	0
COLTS	40	13	315	7.9	44	0
OPPONENTS	33	5	231	7.0	49	0

KICKOFF RETURNS	NO.	YDS.	AVG.	LG	TD
Stevens	30	710	23.7	83	0
Laird	7	143	20.4	25	0
Kennedy	4	64	16.0	23	0
Wallace	3	61	20.3	23	0
Lee	3	24	8.0	14	0
Pratt	1	21	21.0	21	0
Scott	1	20	20.0	20	0
McCauley	1	17	17.0	17	0
Novak	1	12	12.0	12	0
Huff	1	0	0.0	0	0
COLTS	52	1072	20.6	83	0
OPPONENTS	77	1716	22.3	47	0

USUAL STARTERS

PRO BOWLERS IN BOLDFACE

OFFENSE	DEFENSE
WR Roger Carr	LDE Fred Cook
LT David Taylor	Mike Barnes
LG Robert Pratt	RDT Joe Ehrmann
C Ken Mendenhall	RB John Dutton
RG Elmer Collett	LLB Derrel Luce
RT George Kunz	MLB Jim Cheyanski
TE Raymond Chester	RLB Stan White
WR Glenn Doughty	LCB Lloyd Mumphord
QB Bert Jones	Nelson Munsey
RB Lydell Mitchell	Ray Oldham
RB Roosevelt Leaks	SS Bruce Laird
	FS Jackie Wallace
	K Toni Linhart

PASSING	ATT.	COMP.	YDS.	PCT.	AVG./ATT.	TD	TD%	INT.	INT%	LG	SACKED	RATING
Jones	343	207	3104	60.4	9.05	24	7.0	9	2.6	79t	29/284	102.5
Troup	18	8	117	44.4	6.50	0	0.0	1	5.6	32t	1/4	43.1
COLTS	361	215	3221	59.6	8.92	24	6.6	10	2.8	79t	30/288	99.5
OPPONENTS	372	192	2804	51.6	7.54	16	4.3	15	4.0	67t	56/461	74.0

RECORDS



1977

RECORD: 10-4 COACH: TED MARCHBRODA

FIRST – AFC EASTERN DIVISION

HOME: 6-1 AWAY: 4-3

DIV: 6-2 CONF: 9-3 NCONF: 1-1

PRESEASON (3-3)				
DATE	RESULTS	OPPONENT	ATTENDANCE	
8/5	L 8-14	@ Denver	40,059	
8/14	W 14-7	@ Houston	37,189	
8/19	W 29-7	MINNESOTA	45,529	
8/27	L 21-23	@ Dallas	54,835	
9/2	W 21-10	DETROIT	40,695	
9/10	L 0-14	@ Tampa Bay	47,032	

REGULAR SEASON (10-4)				
DATE	RESULTS	OPPONENT	ATTENDANCE	
9/18	W 29-14	@ Seattle	58,991	
9/25	W 20-12	@ New York Jets	43,439	
10/2	W 17-14	BUFFALO	49,247	
10/9	W 45-28	MIAMI	57,829	
10/16	W 17-6	@ Kansas City	63,076	
10/23	L 3-17	@ New England	60,958	
10/30	W 31-21	PITTSBURGH	60,763	
11/7	W 10-3	WASHINGTON	60,763	
11/13	W 31-13	@ Buffalo	39,444	
11/20	W 33-12	NEW YORK JETS	52,014	
11/27	L 13-27	@ Denver	74,939	
12/5	L 6-17	@ Miami	68,977	
12/11	L 10-13	DETROIT	45,124	
12/18	W 30-24	NEW ENGLAND	60,763	
12/24	L 31-37	20T OAKLAND	60,763	

TEAM STATISTICS	COLTS	OPP
TOTAL FIRST DOWNS	269	210
Rushing	111	78
Passing	136	116
Penalty	22	16
3rd Down M/A/Pct	104/221/47.1	72/190/37.9
TOTAL NET YARDS	4588	3988
Avg. Per Game	327.7	284.9
Total Plays	987	852
Avg. Per Play	4.6	4.7
NET YARDS RUSHING	2123	1798
Avg. Per Game	151.6	128.4
Total Rushes	566	423
NET YARDS PASSING	2465	2190
Avg. Per Game	176.1	156.4
Tackled/Yards Lost	26/221	47/359
Gross Yards	2686	2549
Att./Completions	395/224	382/181
Completion Pct.	56.7	47.4
Had Intercepted	12	30
PUNTS/AVERAGE	84/37.4	81/36.2
NET PUNTING AVG.	29.5	31.5
PENALTIES/YARDS	77/628	78/618
FUMBLES/BALL LOST	24/14	27/17
TOUCHDOWNS	35	27
Rushing	17	11
Passing	17	10
Defense/Kicking	1/0	3/3
TIME OF POSSESSION	31:53	28:07

SCORE BY PERIODS	1	2	3	4	TOTAL
COLTS	66	85	85	59	295
OPPONENTS	41	74	33	73	221

SCORING	TDR	TDP	TDR/T	PAT	FG	S	TP
Linhart			32-35	17-26			83
McCauley	6	2					48
Mitchell	3	4					42
Doughty		4					24
Leaks	3	1					24
Chester		3					18
Lee	3						18
Jones	2						12
Scott		2					12
Carr	1						6
Pratt			1				6
Nettles					1		2
COLTS	17	17	1	32-35	17-26	1	295
OPPONENTS	11	6	6	24-27	11-21	1	221
FGS	1-19	20-29	30-39	40-49	50+	TOT.	
Linhart	0-0	5-8	5-7	7-10	0-1	17-26	
COLTS	0-0	5-8	5-7	7-10	0-1	17-26	
OPP.	1-2	6-8	2-3	2-7	0-1	11-21	
Linhart:	(45,38,42) (1)	(45,44) (41)	(44) (40) (24,29)	(26,29) (22,30) (30,31,52)	(40,43) (32,27)	(27,31) (38,28,45)	
OPP.:	(19) (25) (1)	(44,35) (41) (18) (1) (40)	(45,42,26,45) (24,52,22) (1)	(27,29,44)	(25,29,37) (30)		

RUSHING	NO.	YDS.	AVG.	LG	TD
Mitchell	301	1159	3.9	64t	3
Lee	84	346	4.1	30	3
Leaks	59	237	4.0	39	3
McCauley	83	234	2.8	16	6
Jones	28	146	5.2	22	2
Doughty	2	11	5.5	16	0
Lee	2	2	1.0	0	0
Troup	7	8	1.1	7	0
COLTS	566	2123	3.8	64t	17
OPPONENTS	423	1798	4.3	77t	11

RECEIVING	NO.	YDS.	AVG.	LG	TD
Mitchell	71	620	8.7	38	4
McCauley	51	495	9.7	34t	2
Chester	31	556	17.9	78t	3
Doughty	28	435	15.5	57	4
Scott	18	267	14.8	33	2
Carr	11	199	18.1	45	1
Lee	10	60	6.0	15	0
Leaks	3	39	13.0	26t	1
Thompson, R.	1	15	15.0	15	0
COLTS	224	2686	12.0	78t	17
OPPONENTS	181	2549	14.1	68	10

INTERCEPTIONS	NO.	YDS.	AVG.	LG	TD
Blackwood	10	163	16.3	37	0
White	7	84	12.0	19	0
Laird	3	56	18.7	22	0
Thompson, N.	3	39	13.0	20	0
Munsey	3	25	8.3	14	0
MacLeod	2	37	18.5	33	0
Nettles	1	30	30.0	30	0
Simonini	1	0	0.0	0	0
COLTS	30	434	14.5	37	0
OPPONENTS	12	298	24.8	73t	1

PUNTING NO.	YDS.	AVG.	TB	IN20	LG	BLK.
Lee	82	3142	38.3	9	19	59
COLTS	84	3142	37.4	9	19	59
OPPONENTS	81	2933	36.2	3	7	73

PUNT RETURNS NO.	FC	YDS.	AVG.	LG	TD
Stevens	34	6	301	8.9	24
Blackwood	7	5	22	3.1	10
Oldham	1	3	0	0.0	0
COLTS	42	14	323	7.7	24
OPPONENTS	44	5	481	10.9	73t

KICKOFF RETURNS	NO.	YDS.	AVG.	LG	TD
Laird	24	541	22.5	35	0
Stevens	11	216	19.6	37	0
McCauley	5	67	13.4	20	0
Blackwood	1	24	24.0	24	0
Huff	1	15	15.0	15	0
Johnson	1	15	15.0	15	0
Griggs	1	12	12.0	12	0
Kennedy	1	9	9.0	9	0
Shiver	1	7	7.0	7	0
Griffin	1	6	6.0	6	0
Doughty	1	0	0.0	0	0
COLTS	48	912	19.0	37	0
OPPONENTS	60	1514	25.2	101t	2

WAL STARTERS PRO BOWLERS IN BOLDFACE

OFFENSE	DEFENSE
WR Freddie Scott	LDE Fred Cook
LT David Taylor	LDT Mike Barnes
LG Robert Pratt	RDT Joe Ehrmann
C Ken Mendenhall	RDE John Dutton
RG Ken Huff	LLB Tom MacLeod
RT George Kunz	MLB Ed Simonini
TE Raymond Chester	RLB Stan White
WR Glenn Doughty	LCB Norm Thompson
QB Bert Jones	RCB Nelson Munsey
RB Lydell Mitchell	SS Bruce Laird
RB Roosevelt Leaks	FS Lyle Blackwood
	K Toni Linhart

PASSING	ATT.	COMP.	YDS.	PCT.	AVG./ATT.	TD	TD%	INT.	INT%	LG	SACKED	RATING
Jones	393	224	2686	57.0	6.83	17	4.3	11	2.8	78t	26/221	80.8
Troup	2	0	0	0.0	0.00	0	0.0	1	50.0	0	0/0	0.0
COLTS	395	224	2686	56.7	6.80	17	4.3	12	3.0	78t	26/221	79.4
OPPONENTS	382	181	2549	47.4	6.67	10	2.6	30	7.9	68t	47/359	45.4

RECORDS



1978

RECORD: 5-11 COACH: TED MARCHIBRODA
FIFTH – AFC EASTERN DIVISION

HOME: 2-6 AWAY: 3-5

DIV: 1-7 CONF: 3-9 NCONF: 2-2

PRESEASON (1-3)			
DATE	RESULTS	OPPONENT	ATTENDANCE
8/5	L 10-22	PITTSBURGH	41,819
8/12	L 12-23	@ Tampa Bay	64,139
8/18	L 16-17	WASHINGTON	42,731
8/26	W 13-7	@ Detroit	49,718

REGULAR SEASON (5-11)			
DATE	RESULTS	OPPONENT	ATTENDANCE
9/4	L 0-38	@ Dallas	65,053
9/10	L 0-42	MIAMI	47,730
9/18	W 34-27	@ New England	57,284
9/24	L 17-24	@ Buffalo	55,270
10/1	L 14-17	PHILADELPHIA	50,314
10/8	W 30-17	@ St. Louis	47,479
10/15	L 10-33	NEW YORK JETS	48,136
10/22	W 7-6	DENVER	58,857
10/29	L 8-26	@ Miami	53,524
11/6	W 21-17	WASHINGTON	60,762
11/12	W 17-14	@ Seattle	61,905
11/19	L 24-45	CLEVELAND	49,570
11/26	L 14-35	NEW ENGLAND	49,404
12/3	L 16-24	@ New York Jets	50,248
12/9	L 13-35	@ Pittsburgh	41,597
12/17	L 14-21	BUFFALO	40,420

TEAM STATISTICS	COLTS	OPP
TOTAL FIRST DOWNS	249	291
Rushing	95	153
Passing	124	119
Penalty	30	19
3rd Down M/A/Pct	74/203/36.5	119/241/49.4
TOTAL NET YARDS	4107	5911
Avg. Per Game	256.7	369.4
Total Plays	964	1049
Avg. Per Play	4.3	5.6
NET YARDS RUSHING	2044	3010
Avg. Per Game	127.8	188.1
Total Rushes	532	662
NET YARDS PASSING	2063	2901
Avg. Per Game	129.1	181.3
Tackled/Yards Lost	49/480	30/224
Gross Yards	2543	3125
Att./Completions	383/202	357/191
Completion Pct.	52.7	53.5
Had Intercepted	30	17
PUNTS/AVERAGE	94/37.4	80/35.7
NET PUNTING AVG.	30.6	31.6
PENALTIES/YARDS	90/771	114/1006
FUMBLES/BALL LOST	38/17	36/20
TOUCHDOWNS	31	54
Rushing	9	21
Passing	17	29
Defense/Kicking	4/1	3/1
TIME OF POSSESSION	28:32	31:28

SCORE BY PERIODS	1	2	3	4	TOTAL
COLTS	31	96	42	70	239
OPPONENTS	90	155	70	106	421

SCORING	TDR	TDP	TDR	PAT	FG	S	TP
Linhart				27-31	8-17		51
Carr		6					36
McCauley	5						30
Leaks	2	2					24
Doughty		3					18
McCall	1	1					12
Washington		1	1				12
Alston		2					12
Blackwood			2				12
Lee	1	1					12
Troup	1						6
Luce			1				6
Siani			1				6
Burke						1	2
COLTS	9	17	5	27-31	8-17	1	239
OPPONENTS	21	29	4	53-54	14-24	1	421

FGS	1-19	20-29	30-39	40-49	50+	TOT.
Linhart	0-0	5-5	2-7	1-5	0-0	8-17
COLTS	0-0	5-5	2-7	1-5	0-0	8-17
OPP.	1-2	7-8	3-5	3-7	0-2	14-24

Linhart:	(37) (1) (21) (46) (43,35) (27) (1) (1)
(44,38,30) (22,49) (23) (31) (30,22,41) (1) (36)	
OPP.:	(18,45,48) (1) (1) (41,21) (46,26) (26)
(23,52,19,30,26) (43,33,26,27) (32) (44)	
(53) (45) (31) (32,22) (1) (1)	

RUSHING	NO.	YDS.	AVG.	LG	TD
Washington	240	956	4.0	29	0
Lee	81	374	4.6	24	1
Leaks	83	266	3.2	11	2
Hardeman	48	244	5.1	46	0
McCauley	44	107	2.4	10	5
Jones	9	38	4.2	14	0
Kirkland	8	35	4.4	18	0
Troup	18	25	1.4	10	1
Doughty	1	-1	-1.0	-1	0
COLTS	532	2044	3.8	46	9
OPPONENTS	662	3010	4.5	63	21

RECEIVING	NO.	YDS.	AVG.	LG	TD
Washington	45	377	8.4	33	1
McCauley	34	296	8.7	21	0
Carr	30	629	21.0	78t	6
Doughty	25	390	15.6	46	3
Alston	18	210	11.7	23t	2
Lee	13	109	8.4	24	1
McCall	11	160	14.5	34	1
Hardeman	10	88	8.8	19	0
Leaks	9	111	12.3	27	2
Siani	6	151	25.2	49	1
Johnson	1	22	22.0	22	0
COLTS	202	2543	12.6	78t	17
OPPONENTS	191	3125	16.4	91t	29

INTERCEPTIONS	NO.	YDS.	AVG.	LG	TD
Thompson	6	52	8.7	31	0
Blackwood	4	146	36.5	79t	2
Simonini	2	4	2.0	3	0
Mumphord	2	20	10.0	19	0
Luce	1	15	15.0	15	0
White	1	12	12.0	12	0
Nettles	1	0	0.0	0	0
COLTS	17	249	14.6	79t	2
OPPONENTS	30	529	17.6	53t	3

PUNTING	NO.	YDS.	AVG.	TB	IN	LG	BLK.
Lee	92	3513	38.2	9	17	67	2
COLTS	94	3513	37.4	9	17	67	2
OPPONENTS	80	2859	35.7	7	16	79	2

PUNT RETURNS	NO.	FC	YDS.	AVG.	LG	TD
Johnson	25	10	143	5.7	17	0
Washington	7	6	37	5.3	17	0
Burke	1	0	0	0.0	0	0
McCall	1	0	37	37.0	37	0
Blackwood	1	2	2	2.0	2	0
COLTS	35	18	219	6.3	37	0
OPPONENTS	53	10	460	8.7	37	0

KICKOFF RETURNS	NO.	YDS.	AVG.	LG	TD
Johnson	41	927	22.6	57	0
Washington	19	499	26.3	90t	1
McCauley	7	150	21.4	31	0
Hardeman	3	36	12.0	15	0
Blackwood	1	18	18.0	18	0
Morrison	1	6	6.0	6	0
Burke	1	2	2.0	2	0
Van Duyn	1	0	0.0	0	0
O'Dell	0	10	0.0	10	0
COLTS	74	1648	22.3	90t	1
OPPONENTS	52	1271	24.4	102t	1

USUAL STARTERS

OFFENSE		DEFENSE	
WR	Roger Carr	LDE	Fred Cook
LT	Wade Griffin	LDT	Mike Barnes
LG	Robert Pratt	RDT	Joe Ehrmann
C	Ken Mendenhall	RDE	John Dutton
RG	Ken Huff	MLB	Tom MacLeod
RT	Bob Van Duyn	MLB	Ed Simonini
TE	Mack Alston	RLB	Stan White
WR	Glenn Doughty	LCB	Norm Thompson
QB	Bill Troup	RCB	Doug Nettles
RB	Joe Washington	SS	Bruce Laird
RB	Roosevelt Leaks	FS	Lyle Blackwood

PASSING	ATT.	COMP.	YDS.	PCT.	AVG./ATT.	TD	TD%	INT.	INT%	LG	SACKED	RATING
Troup	296	154	1882	52.0	6.36	10	3.4	21	7.1	67t	32/340	53.6
Kirkland	41	19	211	46.3	5.15	1	2.4	8	19.5	34t	11/78	30.7
Jones	42	27	370	64.3	8.81	4	9.5	1	2.4	78t	6/62	114.2
Washington	4	2	80	50.0	20.00	2	50.0	0	0.0	54t	0/0	135.4
COLTS	383	202	2543	52.7	6.64	17	4.4	30	7.8	78t	49/480	55.9
OPPONENTS	357	191	3125	53.5	8.75	29	8.1	17	4.8	91t	30/224	90.4

RECORDS



1979

RECORD: 5-11 COACH: TED MARCHBRODA

FIFTH – AFC EASTERN DIVISION

HOME: 3-5 AWAY: 2-6

DIV: 3-5 CONF: 4-10 NCONF: 1-1

PRESEASON (1-3)			
DATE	RESULTS	OPPONENT	ATTENDANCE
8/3	W 17-14	PHILADELPHIA	36,733
8/11	L 3-24	@ Cleveland	43,066
8/17	L 17-31	@ Philadelphia	44,251
8/24	W 17-7	DETROIT	36,434

REGULAR SEASON (5-11)			
DATE	RESULTS	OPPONENT	ATTENDANCE
9/2	L 0-14	@ Kansas City	50,943
9/9	L 26-29 OT	TAMPA BAY	39,756
9/16	L 10-13	@ Cleveland	73,889
9/23	L 13-17	@ Pittsburgh	49,483
9/30	L 13-31	BUFFALO	37,927
10/7	W 10-8	NEW YORK JETS	37,789
10/14	L 16-28	HOUSTON	50,990
10/21	W 14-13	@ Buffalo	51,599
10/28	W 31-26	NEW ENGLAND	47,042
11/4	W 39-28	CINCINNATI	41,299
11/11	L 0-19	@ Miami	58,226
11/18	L 21-50	@ New England	61,297
11/25	L 24-28	MIAMI	45,862
12/2	L 17-30	@ New York Jets	60,372
12/9	L 7-10	KANSAS CITY	37,226
12/16	W 31-7	@ New York Giants	76,671

TEAM STATISTICS	COLTS	OPP
TOTAL FIRST DOWNS	291	265
Rushing	97	106
Passing	158	130
Penalty	36	29
3rd Down M/A/Pct	106/257/41.2	84/217/38.7
TOTAL NET YARDS	4846	5074
Avg. Per Game	302.9	317.1
Total Plays	1117	1009
Avg. Per Play	4.3	5.0
NET YARDS RUSHING	1674	2306
Avg. Per Game	104.6	144.1
Total Rushes	515	559
NET YARDS PASSING	3172	2768
Avg. Per Game	198.3	173.0
Tackled/Yards Lost	52/403	39/312
Gross Yards	3575	3080
Att./Completions	550/313	411/203
Completion Pct.	56.9	49.4
Had Intercepted	19	23
PUNTS/AVERAGE	101/36.2	95/40.0
NET PUNTING AVG.	32.3	33.5
PENALTIES/YARDS	137/1239	112/1014
FUMBLE/BALL LOST	36/21	25/16
TOUCHDOWNS	33	42
Rushing	12	15
Passing	18	23
Defense/Kicking	1/2	1/3
TIME OF POSSESSION	30:38	29:22

SCORE BY PERIODS	1	2	3	4	TOTAL
COLTS	111	30	55	75	271
OPPONENTS	57	128	88	75	351

SCORING	TDR	TDP	TDR	PAT	FG	S	TP
Mike-Mayer			28-29	11-20			61
Washington	4	3					42
McCauley	3	3					36
Hardeman	3	1					24
McCall	4						24
			2				12
Doughty		2					12
Linhart				3-4	3-8		12
Siani	2						12
Alston	1						6
DeRoo	1						6
Carr	1						6
Jones	1						6
Leaks	1						6
Glasgow			1				6
COLTS	12	18	3	31-33	14-28	0	271
OPPONENTS	15	23	4	37-42	20-28	1	351

FGS	1-19	20-29	30-39	40-49	50+	TOT.
Mike-Mayer	0-0	5-7	4-5	2-8	0-0	11-20
Linhart	0-1	2-3	1-3	0-1	0-0	3-8
COLTS	0-1	7-10	5-8	2-9	0-0	14-28
OPP.	1-1	7-8	6-8	6-10	0-1	20-28

Linhart:	(37)	(24,49,38)	(26,32,18,28)	(1)(1)(1)(1)
Mike-Mayer:	(1)(1)(1)	(27,24)	(20,47,33)	(41,45)(35,34)
	(1)	(37,44)	(41)	(28)(1)(42,32)(20)
		(48,29)	(29,46)	
OPP.:	(1)	(31)	(37,51,28)	(25,41)(41)(18,31)(1)
		(44,40,37)	(42,39)(38)	(32,22)(24,29,42)
		(1)	(34,28,27,42,23)	(42,43)(40)

RUSHING	NO.	YDS.	AVG.	LG	TD
Washington	242	884	3.7	26	4
Hardeman	109	292	2.7	16	3
McCauley	59	168	2.8	13	3
Leaks	49	145	3.0	17	1
Landry	31	115	3.7	17	0
Garry	13	41	3.2	14	0
Jones	10	40	4.0	25	1
White	1	3	3.0	3	0
Dilts	1	-14	-14.0	-14	0
COLTS	515	1674	3.3	26	12
OPPONENTS	559	2306	4.1	75	15

RECEIVING	NO.	YDS.	AVG.	LG	TD
Washington	82	750	9.2	43	3
McCauley	55	575	10.5	35	3
McCall	37	536	14.5	36	4
Doughty	35	510	14.6	54	2
Carr	27	400	14.8	37	1
Hardeman	25	115	4.6	14	1
Siani	15	214	14.3	31	2
Leaks	14	119	8.5	15	0
Alston	10	114	11.4	26	1
Burke	6	151	25.2	59	0
DeRoo	4	82	20.5	67	1
Garry	3	9	3.0	12	0
COLTS	313	3575	11.4	67	18
OPPONENTS	203	3080	15.2	74	23

INTERCEPTIONS	NO.	YDS.	AVG.	LG	TD
Shiver	4	85	21.3	52	0
Blackwood	4	63	15.8	27	0
Brazier	4	49	12.3	31t	1
Laird	3	101	33.7	68	0
Thompson	2	38	19.0	26	0
Nettles	2	30	15.0	30	0
Harrison	2	6	3.0	6	0
White	1	11	11.0	11	0
Glasgow	1	-1	-1.0	-1	0
COLTS	23	382	16.6	68	1
OPPONENTS	19	321	16.9	57	1

PUNTING NO.	YDS.	AVG.	TB	IN20	LG	BLK.
Dilts	99	3657	36.9	5	21	53
COLTS	101	3657	36.2	5	21	53
OPPONENTS	95	3798	40.0	11	11	62

PUNT RETURNS	NO.	FC	YDS.	AVG.	LG	TD
Glasgow	44	11	352	8.0	75t	1
Blackwood	4	-1	-1	-0.3	2	0
Thompson	1	0	40	40.0	40	0
COLTS	49	12	391	8.0	75t	1
OPPONENTS	43	24	296	6.9	80t	1

KICKOFF RETURNS	NO.	YDS.	AVG.	LG	TD
Glasgow	50	1126	22.5	58	0
Garry	8	135	16.9	24	0
Laird	3	34	11.3	16	0
Blackwood	3	41	13.7	19	0
McCauley	2	29	14.5	17	0
Hart	1	16	16.0	16	0
Van Duyn	1	12	12.0	12	0
Griffin	1	8	8.0	8	0
Washington	1	1	1.0	1	0
COLTS	70	1402	20.0	58	0
OPPONENTS	57	1067	18.7	43	0

USUAL STARTERS PRO BOWLERS IN BOLDFACE

OFFENSE	DEFENSE
WR Roger Carr	LDE Fred Cook
LT Wade Griffin	LDT Mike Barnes
LG Robert Pratt	RDT Herb Orvis
C Ken Mendenhall	RDE Ron Fernandes
RG Ken Huff	LLB Sanders Shiver
RT Jeff Hart	MLB Ed Simonini
TE Reese McCall	RLB Stan White
WR Glenn Doughty	LCB Doug Nettles
QB Greg Landry	RCB Larry Brazil
RB Joe Washington	SS Bruce Laird
RB Don Hardeman	FS Lyle Blackwood

PASSING	ATT.	COMP.	YDS.	PCT.	AVG./ATT.	TD	TD%	INT.	INT%	LG	SACKED	RATING
Landry	457	270	2932	59.1	6.42	15	3.3	15	3.3	67t	42/326	75.3
Jones	92	43	643	46.7	6.99	3	3.3	3	3.3	24t	10/77	67.4
Washington	1	0	0.0	0.0	0.0	0	0.0	1	100.0	0	0/0	0.0
COLTS	550	313	3575	56.9	6.50	18	3.3	19	3.5	67t	52/403	73.1
OPPONENTS	411	203	3080	49.4	7.49	23	5.6	23	5.6	74t	39/312	69.8

RECORDS



1980

RECORD: 7-9 COACH: MIKE MCCORMACK
FOURTH – AFC EASTERN DIVISION
HOME: 2-6 AWAY: 5-3
DIV: 5-3 CONF: 6-8 NCONF: 1-1

PRESEASON (2-2)			
DATE	RESULTS	OPPONENT	ATTENDANCE
8/9	L 3-13	WASHINGTON	31,632
8/16	W 17-3	@ Green Bay	53,314
8/22	W 37-20	NY GIANTS	27,163
8/29	L 35-51	@ Atlanta	51,103

REGULAR SEASON (7-9)			
DATE	RESULTS	OPPONENT	ATTENDANCE
9/7	W 17-14	@ New York Jets	54,932
9/14	L 17-20	PITTSBURGH	57,340
9/21	L 16-21	@ Houston	50,815
9/28	W 35-21	NEW YORK JETS	35,533
10/5	W 30-17	@ Miami	55,212
10/12	W 17-12	@ Buffalo	74,853
10/19	L 21-37	NEW ENGLAND	55,346
10/26	L 10-17	ST. LOUIS	36,305
11/2	W 31-24	@ Kansas City	56,112
11/9	L 27-28	CLEVELAND	48,304
11/16	W 10-9	@ Detroit	80,638
11/23	L 21-47	@ New England	61,297
11/30	W 28-24	BUFFALO	39,880
12/7	L 33-34	@ Cincinnati	43,991
12/14	L 14-24	MIAMI	30,564
12/21	L 28-38	KANSAS CITY	29,936

TEAM STATISTICS	COLTS	OPP
TOTAL FIRST DOWNS	327	338
Rushing	128	140
Passing	174	164
Penalty	25	34
3rd Down M/A/Pct	106/223/47.5	100/213/46.9
TOTAL NET YARDS	5206	5546
Avg. Per Game	325.4	346.6
Total Plays	1056	1080
Avg. Per Play	4.9	5.1
NET YARDS RUSHING	2078	2210
Avg. Per Game	129.9	138.1
Total Rushes	527	574
NET YARDS PASSING	3128	3336
Avg. Per Game	195.5	208.5
Tackled/Yards Lost	36/281	30/240
Gross Yards	3409	3576
Att./Completions	493/272	476/260
Completion Pct.	55.2	54.6
Had Intercepted	24	17
PUNTS/AVERAGE	84/38.1	72/39.7
NET PUNTING AVG.	32.7	34.1
PENALTIES/YARDS	104/914	98/775
FUMBLES/BALL LOST	23/13	32/17
TOUCHDOWNS	46	47
Rushing	20	20
Passing	25	21
Defense/Kicking	1/0	4/2
TIME OF POSSESSION	28:29	31:31

SCORE BY PERIODS	1	2	3	4	TOTAL
COLTS	55	115	80	105	355
OPPONENTS	93	112	85	97	387

SCORING	TDR	TDP	TDR/T	PAT	FG	S	TP
Mike-Mayer				43-46	12-23	79	
Dickey	11	2				78	
Carr		5				30	
McCall		5				30	
McCauley	1	4				30	
Washington	1	3				24	
Burke		3				18	
Butler		2				12	
Franklin		2				12	
Jones		2				12	
Sims		2				12	
Landry		1				6	
Siani		1				6	
Shiver			1			6	
COLTS	20	25	1	43-46	12-23	0	355
OPPONENTS	20	21	6	45-47	20-30	0	387

FGS	1-19	20-29	30-39	40-49	50+	TOT.
Mike-Mayer	0-0	5-6	3-8	4-7	0-2	12-23
COLTS	0-0	5-6	3-8	4-7	0-2	12-23
OPP.	0-0	10-10	6-10	4-9	0-1	20-30

Mike-Mayer:	(50,46)	(23,46,20)	(30,23,29)	(1)	(45)
	(21,35,49)	(35)	(50,35)	(21)	(39)
	(41,37)	(43)	(32)		
OPP.:	(32)	(25,29)	(1)	(1)	(55,24,48)
	(27,29,37)	(47,30)	(27,47)	(1)	
	(38,47,24,46,44)	(22,35)	(35,40,47)		
	(32,21)	(34)	(32,39)		

RUSHING	NO.	YDS.	AVG.	LG	TD
Dickey	176	800	4.5	51t	11
Washington	144	502	3.5	17	1
Franklin	83	264	3.2	21	2
Sims	54	186	3.4	13	2
Jones	27	175	6.5	19	2
McCauley	35	133	3.8	12	1
Landry	7	26	3.7	14	1
Carr	1	-8	-8.0	-8	0
COLTS	527	2078	3.9	51t	20
OPPONENTS	574	2210	3.9	27	20

RECEIVING	NO.	YDS.	AVG.	LG	TD
Carr	61	924	15.1	43	5
Washington	51	494	9.7	33	3
Butler	34	574	16.9	42	2
McCauley	34	313	9.2	19	4
Dickey	25	204	8.2	32	2
McCall	18	322	17.9	47	5
Burke	14	185	13.2	19t	3
Franklin	14	112	8.0	16	0
Siani	9	174	19.3	38t	1
Sims	9	64	7.1	13	0
DeRoo	2	34	17.0	18	0
Garry	1	9	9.0	9	0
COLTS	272	3409	12.5	47	25
OPPONENTS	260	3576	13.8	77	21

INTERCEPTIONS	NO.	YDS.	AVG.	LG	TD
Laird	5	71	14.2	18	0
Glasgow	4	65	16.3	29	0
Braziel	2	87	43.5	60	0
Anderson	2	35	17.5	18	0
Shiver	1	34	34.0	34t	1
Woods	1	13	13.0	13	0
Ehrmann	1	5	5.0	5	0
Blackwood	1	0	0.0	0	0
COLTS	17	310	18.2	60	1
OPPONENTS	24	378	15.8	44	1

PUNTING NO.	YDS.	AVG.	TB	IN20	LG	BLK.
Bragg	82	3203	39.1	5	22	59
COLTS	84	3203	38.1	5	22	59
OPPONENTS	72	2860	39.7	11	12	66

PUNT RETURNS	NO.	FC	YDS.	AVG.	LG	TD
Glasgow	23	15	187	8.1	20	0
Anderson	3	0	1	0.3	1	0
COLTS	26	15	188	7.2	20	0
OPPONENTS	49	13	357	7.3	56	1

KICKOFF RETURNS	NO.	YDS.	AVG.	LG	TD
Glasgow	33	743	22.5	44	0
Anderson	20	386	19.3	35	0
Dickey	4	86	21.5	28	0
Garry	3	55	18.3	24	0
Blackwood	2	41	20.5	25	0
McCauley	1	18	18.0	18	0
LaPointe	1	18	18.0	18	0
Hart	1	17	17.0	17	0
Sims	1	10	10.0	10	0
Footo	1	9	9.0	9	0
COLTS	67	1383	20.6	44	0
OPPONENTS	54	1062	19.7	98t	1

USUAL STARTERS

OFFENSE		DEFENSE	
WR	Roger Carr	LDE	Fred Cook
LT	Wade Griffin	RD	Mike Barnes
LG	Robert Pratt	LD	Herb Orvis
C	Ken Mendenhall	RDE	Mike Ozdowski
RG	Ken Huff	LLB	Sanders Shiver
RT	Jeff Hart	MLB	Ed Simonini
TE	Reese McCall	RLB	Mike Woods
WR	Ray Butler	LCB	Derrick Hatchett
QB	Bert Jones	RCB	Larry Braziel
RB	Joe Washington	SS	Bruce Laird
RB	Cleveland Franklin	FS	Nesby Glasgow

PASSING	ATT.	COMP.	YDS.	PCT.	AVG./ATT.	TD	TD%	INT.	INT%	LG	SACKED	RATING
Jones	446	248	3134	55.6	7.03	23	5.2	21	4.7	47	34/262	75.5
Landry	47	24	275	51.1	5.85	2	4.3	3	6.4	32	2/19	56.1
COLTS	493	272	3409	55.2	6.91	25	5.1	24	4.9	47	36/281	73.5
OPPONENTS	476	260	3576	54.6	7.51	21	4.4	17	3.6	77	30/240	78.9

RECORDS



1981

**RECORD: 2-14 COACH: MIKE MCCORMACK
FOURTH – AFC EASTERN DIVISION**

HOME: 1-7 AWAY: 1-7

DIV: 2-6 CONF: 2-10 NCONF: 0-4

PRESEASON (0-4)			
DATE	RESULTS	OPPONENT	ATTENDANCE
8/8	L 23-24	@ New Orleans	46,792
8/15	L 17-20	@ NY Giants	40,716
8/22	L 7-13	WASHINGTON	44,937
8/28	L 17-31	@ Seattle	55,794

REGULAR SEASON (2-14)			
DATE	RESULTS	OPPONENT	ATTENDANCE
9/6	W 29-28	@ New England	49,977
9/13	L 3-35	BUFFALO	45,772
9/20	L 10-28	@ Denver	74,804
9/27	L 28-31	MIAMI	42,452
10/4	L 17-23	@ Buffalo	77,811
10/11	L 19-41	CINCINNATI	35,881
10/18	L 14-43	SAN DIEGO	48,679
10/25	L 28-42	@ Cleveland	78,986
11/1	L 10-27	@ Miami	46,061
11/8	L 14-41	NEW YORK JETS	36,373
11/15	L 13-38	@ Philadelphia	46,061
11/22	L 24-35	ST. LOUIS	32,782
11/29	L 0-25	@ New York Jets	53,593
12/6	L 13-37	DALLAS	60,586
12/13	L 14-38	@ Washington	55,045
12/20	W 23-21	NEW ENGLAND	34,127

TEAM STATISTICS	COLTS	OPP
TOTAL FIRST DOWNS	274	406
Rushing	95	162
Passing	158	214
Penalty	21	30
3rd Down M/A/Pct	66/198/33.3	107/208/51.4
TOTAL NET YARDS	4908	6793
Avg. Per Game	306.8	424.6
Total Plays	957	1111
Avg. Per Play	5.1	6.1
NET YARDS RUSHING	1850	2665
Avg. Per Game	115.6	166.6
Total Rushes	441	607
NET YARDS PASSING	3058	4128
Avg. Per Game	191.1	258.0
Tackled/Yards Lost	37/321	13/100
Gross Yards	3379	4228
Att./Completions	479/265	491/301
Completion Pct.	55.3	61.3
Had Intercepted	23	16
PUNTS/AVERAGE	78/39.4	48/37.9
NET PUNTING AVG.	33.7	32.1
PENALTIES/YARDS	106/913	101/776
FUMBLES/BALL LOST	27/14	28/14
TOUCHDOWNS	33	68
Rushing	11	30
Passing	21	37
Defense/Kicking	1/0	1/0
TIME OF POSSESSION	26:28	33:32

SCORE BY PERIODS	1	2	3	4	TOTAL
COLTS	63	52	75	69	259
OPPONENTS	121	186	105	121	533

SCORING	TDR	TDP	TDRT	PAT	FG	S	TP
Dickey	7	3					60
Wood				29-33	10-18		59
Butler		9					54
McMillan	3	1					24
Carr	3	3					18
McCall	2	2					12
McCauley	2	2					12
Landry			1				6
Dixon		1					6
Franklin	1						6
Taylor							1 2
COLTS	11	21	1	29-33	10-18	1	259
OPPONENTS	30	37	1	65-68	20-31	0	533

FGS	1-19	20-29	30-39	40-49	50+	TOT.
Wood	2-2	2-3	3-5	3-7	0-1	10-18
COLTS	2-2	2-3	3-5	3-7	0-1	10-18
OPP.	0-0	6-7	9-11	5-12	0-1	20-31

Wood:	(48,19,35)	(22)	(21)	(1)	(32)	(19,51)	(1)
	(46,28,30)	(44)	(44)	(1)	(43,40)	(1)	(39)
	(30,46)						
OPP.:	(50,39)	(49)	(36)	(27)	(43,34,44,45)		
	(38,24)	(30)	(1)	(41,32)	(25,41)	(40,44,32)	
	(40,42)	(37,22,27,27,26,48)	(42,35,31)				
	(32)	(1)					

RUSHING	NO.	YDS.	AVG.	LG	TD
Dickey	164	779	4.8	67t	7
McMillan	149	597	4.0	42	3
Dixon	73	285	3.9	41	0
Jones	20	85	4.3	17	0
Franklin	21	52	2.5	8	1
McCauley	10	37	3.7	8	0
Landry	1	11	11.0	11	0
Garrett	2	4	2.0	3	0
Anderson	1	0	0.0	0	0
COLTS	441	1850	4.2	67t	11
OPPONENTS	607	2665	4.4	59t	30

RECEIVING	NO.	YDS.	AVG.	LG	TD
McMillan	50	466	9.3	31	1
Butler	46	832	18.1	67t	9
Carr	38	584	15.4	43	3
Dickey	37	419	11.3	50	3
McCauley	36	347	9.6	31	2
McCall	21	314	15.0	65t	2
Dixon	17	169	9.9	41	1
Burke	10	153	15.3	24	0
Franklin	6	39	6.5	10	0
Sherwin	2	19	9.5	11	0
DeRoo	1	38	38.0	38	0
Huff	1	-1	-1.0	-1	0
COLTS	265	3379	12.8	67t	21
OPPONENTS	301	4228	14.0	75	37

INTERCEPTIONS	NO.	YDS.	AVG.	LG	TD
Brazier	3	35	11.7	27	0
Laird	3	59	19.7	24	0
Glasgow	2	35	17.5	31	0
Smith	2	11	5.5	8	0
Hatchett	2	8	4.0	8	0
Anderson	1	49	49.0	49	0
Krauss	1	10	10.0	10	0
Green	1	3	3.0	3	0
Pickney	1	0	0.0	0	0
COLTS	16	210	13.1	49	0
OPPONENTS	23	281	12.2	44	1

PUNTING	NO.	YDS.	AVG.	TB	IN20	LG	BLK.
Garrett	78	3071	39.4	2	11	57	0
COLTS	78	3071	39.4	2	11	57	0
OPPONENTS	48	1817	37.9	11	13	54	2

PUNT RETURNS	NO.	FC	YDS.	AVG.	LG	TD
Shula	10	7	50	5.0	11	0
Anderson	2	0	6	3.0	6	0
COLTS	12	7	56	4.7	11	0
OPPONENTS	44	10	402	9.1	46	0

KICKOFF RETURNS	NO.	YDS.	AVG.	LG	TD
Dixon	36	737	20.5	46	0
Williams	20	399	20.0	35	0
Anderson	20	393	19.7	30	0
Shula	5	65	13.0	16	0
Glasgow	1	35	35.0	35	0
Sims	1	22	22.0	22	0
Foote	1	0	0.0	0	0
COLTS	84	1651	19.7	46	0
OPPONENTS	43	864	20.1	34	0

USUAL STARTERS

OFFENSE		DEFENSE	
WR	Roger Carr	LDE	Donnell Thompson
LT	Wade Griffin	LDT	Herb Orvis
LG	Robert Pratt	RDT	Anthony Green
C	Ray Donaldson	RDE	Mike Ozdowski
RG	Ken Huff	LLB	Sanders Shiver
RT	Jeff Hart	MLB	Joe Federspiel
TE	Reese McCall	RLB	Barry Krauss
WR	Ray Butler	LCB	Derrick Hatchett
QB	Bert Jones	RCB	Larry Brazier
RB	Curtis Dickey	SS	Bruce Laird
RB	Randy McMillan	FS	Nesby Glasgow

PASSING	ATT.	COMP.	YDS.	PCT.	AVG./ATT.	TD	TD%	INT.	INT%	LG	SACKED	RATING
Jones	426	244	3094	57.3	7.26	21	4.9	20	4.7	67t	31/263	76.8
Landry	29	14	195	48.3	6.72	0	0.0	1	3.4	24t	5/50	56.7
Humm	24	7	90	29.2	3.75	0	0.0	2	8.3	20t	1/8	25.4
COLTS	479	265	3379	55.3	7.05	21	4.4	23	4.8	67t	37/321	72.2
OPPONENTS	491	301	4228	61.3	8.61	37	7.5	16	3.3	75t	13/100	100.2

RECORDS



1982

RECORD: 0-8-1 COACH: FRANK KUSH
14TH – AMERICAN FOOTBALL CONFERENCE
HOME: 0-3-1 AWAY: 0-5
DIV: 0-5 CONF: 0-7 NCONF: 0-1-1

PRESEASON (3-2)

DATE	RESULTS	OPPONENT	ATTENDANCE
8/7	L 14-30	@ Minnesota	23,379
8/14	W 19-14	NY GIANTS	31,985
8/21	W 34-3	@ Atlanta	56,748
8/28	L 15-37	@ Pittsburgh	52,471
9/4	W 26-17	@ Chicago	58,972

REGULAR SEASON (0-8-1)

DATE	RESULTS	OPPONENT	ATTENDANCE
9/12	L 13-24	NEW ENGLAND	38,055
9/19	L 20-24	@ Miami	51,999
9/26		NEW YORK JETS	Canceled
10/3		@ Detroit	Canceled
10/10		BUFFALO	Canceled
10/17		@ Cleveland	Canceled
10/24		MIAMI	Postponed to 1/2/83
10/31		TAMPA BAY	Canceled
11/7		@ New England	Canceled
11/14		OAKLAND	Canceled
11/21	L 0-37	@ New York Jets	46,970
11/28	L 0-20	@ Buffalo	33,985
12/5	L 17-20	CINCINNATI	23,598
12/12	L 10-13	@ Minnesota	53,981
12/19	T 20-20	GREEN BAY	25,920
12/26	L 26-44	@ San Diego	49,711
1/2	L 7-34	MIAMI	19,073

TEAM STATISTICS	COLTS	OPP
TOTAL FIRST DOWNS	152	197
Rushing	62	87
Passing	80	89
Penalty	10	21
3rd Down M/A/Pct	50/124/40.3	52/119/43.7
4th Down M/A/Pct	10/17/58.8	2/5/40.0
TOTAL NET YARDS	2483	3296
Avg. Per Game	275.9	366.2
Total Plays	596	605
Avg. Per Play	4.2	5.4
NET YARDS RUSHING	1044	1473
Avg. Per Game	116.0	163.7
Total Rushes	293	348
NET YARDS PASSING	1439	1823
Avg. Per Game	159.9	202.6
Tackled/Yards Lost	20/174	11/97
Gross Yards	1613	1920
Att./Completions	283/142	246/138
Completion Pct.	50.2	56.1
Had Intercepted	10	5
PUNTS/AVERAGE	46/44.4	41/39.9
NET PUNTING AVG.	34.3	35.5
PENALTIES/YARDS	52/433	59/466
FUMBLES/BALL LOST	24/11	11/5
TOUCHDOWNS	12	28
Rushing	4	10
Passing	6	18
Defense/Kicking	1/1	0/0
TIME OF POSSESSION	28:38	31:22

SCORE BY PERIODS	1	2	3	4	TOTAL
COLTS	13	40	23	37	113
OPPONENTS	54	77	68	37	236

SCORING	TDR	TDP	TDRT	PAT	FG	S	TP
Wood		6-6	6-10		24		
Miller			5-5	4-8	17		
Butler	2				12		
Bouza	2				12		
Krauss	1				6		
Pagel	1				6		
Beach	1				6		
Burroughs			1		6		
McMillan	1				6		
Dickey	1				6		
Sherwin			1		6		
Dixon	1				6		
COLTS	4	6	2	11-11	10-18	0	113
OPPONENTS	10	18	0	26-28	14-19	0	236

FGS	1-19	20-29	30-39	40-49	50+	TOT.
Wood	0-0	0-1	3-5	2-3	1-1	6-10
Miller	0-0	1-1	0-3	2-3	1-1	4-8
COLTS	0-0	1-2	3-8	4-6	2-2	10-18
OPP.	1-1	5-5	2-3	6-9	0-1	14-19

Wood:	(49,37,30)	(51,48)	(32)	(1)	(33,40)	(39,25)
Miller:	(1)	(1)	(1)	(1)	(23,40,44)	(46,58)
Opp.:	(24)	(29)	(43,37,19)	(47,34,41)	(1)	(40,40,23,40)
			(40,25,47)	(45,53)	(34,25)	

RUSHING	NO.	YDS.	AVG.	LG	TD
McMillan	101	305	3.0	13	1
Dixon	58	249	4.3	32	1
Dickey	66	232	3.5	25	1
Franklin	43	152	3.5	18	0
Pagel	19	82	4.3	32	1
Butler	3	10	3.3	10	0
Stark	1	8	8.0	8	0
Wright	1	3	3.0	3	0
Schlichter	1	3	3.0	3	0
COLTS	293	1044	3.6	32	4
OPPONENTS	348	1473	4.2	54	10

RECEIVING	NO.	YDS.	AVG.	LG	TD
Bouza	22	287	13.0	34	2
Sherwin	21	280	13.3	33	0
Dickey	21	228	10.9	34	0
Dixon	20	185	9.3	24	0
Butler	17	268	15.8	53t	2
McMillan	15	90	6.0	17	0
Franklin	9	61	6.8	15	0
Henry	7	110	15.7	23	0
Beach	4	45	11.3	17	1
Smith	2	36	18.0	23	0
McCall	2	6	3.0	4	0
Wright	1	12	12.0	12	0
Krauss	1	5	5.0	5t	1
COLTS	142	1613	11.4	53t	6
OPPONENTS	138	1920	13.9	55	18

INTERCEPTIONS	NO.	YDS.	AVG.	LG	TD
Anderson, K.	2	25	12.5	25	0
Burroughs	1	94	94.0	94t	1
Bracelin	1	31	31.0	31	0
Hatchett	1	0	0.0	0	0
COLTS	5	150	30.0	94t	1
OPPONENTS	10	129	12.9	26	0

PUNTING NO.	YDS.	AVG.	TB	IN20	LG	BLK.
Stark	46	2044	44.4	12	8	60
COLTS	46	2044	44.4	12	8	60
OPPONENTS	41	1634	39.9	5	13	67

PUNT RETURNS	NO.	FC	YDS.	AVG.	LG	TD
Anderson, L.	8	3	54	6.8	28	0
Glasgow	4	5	24	6.0	8	0
Bouza	2	5	0	0.0	0	0
COLTS	14	13	78	5.6	28	0
OPPONENTS	26	4	226	8.7	29	0

KICKOFF RETURNS	NO.	YDS.	AVG.	LG	TD
Anderson, L.	27	517	19.7	33	0
Dixon	11	197	17.9	27	0
Bouza	3	31	10.3	12	0
Franklin	1	8	8.0	8	0
COLTS	42	753	17.9	33	0
OPPONENTS	25	538	21.5	30	0

SACKS: Colts 11.0; Opponents 20.0; Wisniewski 2.5-18; Krauss 2-28; Bracelin 2-13; Thompson 1.5-11; Cooks 1-9; Delaney 1-9; Hunter 1-9

USUAL STARTERS

OFFENSE	DEFENSE
WR Matt Bouza	LDE Donnell Thompson
LT John Sinnott	NT Leo Wisniewski
LG Terry Crouch	RDE Fletcher Jenkins
C Ray Donaldson	LOLB Sanders Shiver
RG Ken Huff	LILB Johnnie Cooks
RT Jeff Hart	RILB Barry Krauss
TE Tim Sherwin	ROLB Greg Bracelin
WR Ray Butler	LCB James Burroughs
QB Mike Pagel	RCB Derrick Hatchett
RB Curtis Dickey	SS Larry Anderson
RB Randy McMillan	FS Nesby Glasgow

PASSING	ATT.	COMP.	YDS.	PCT.	AVG./ATT.	TD	TD%	INT.	INT%	LG	SACKED	RATING
Pagel	221	111	1281	50.2	5.80	5	2.3	7	3.2	53t	16/129	62.4
Schlichter	37	17	197	45.9	5.32	0	0.0	2	5.4	24t	3/35	40.0
Humm	23	13	130	56.5	5.65	0	0.0	1	4.3	18t	1/10	55.0
Wood	1	1	5	100.0	5.00	1	100.0	0	0.0	5t	0/0	127.1
Stark	1	0	0	0.0	0.00	0	0.0	0	0.0	0	0/0	39.6
COLTS	283	142	1613	50.2	5.70	6	2.1	10	3.5	53t	20/174	60.0
OPPONENTS	246	138	1920	56.1	7.80	18	7.3	5	2.0	55t	11/97	97.3

RECORDS



1983

**RECORD: 7-9 COACH: FRANK KUSH
FOURTH – AFC EASTERN DIVISION**

HOME: 3-5 AWAY: 4-4

DIV: 3-5 CONF: 5-9 NCONF: 2-0

PRESEASON (2-2)				
DATE	RESULTS	OPPONENT	ATTENDANCE	
8/4	W 15-0	@ Houston	42,359	
8/13	W 10-7	@ Minnesota	56,061	
8/20	L 14-27	@ NY Giants	32,205	
8/26	L 7-10	@ Atlanta	37,420	

REGULAR SEASON (7-9)				
DATE	RESULTS	OPPONENT	ATTENDANCE	
9/4	W 29-23 OT	@ New England	45,526	
9/11	L 10-17	DENVER	52,613	
9/18	L 23-28	@ Buffalo	40,937	
9/25	W 22-19 OT	CHICAGO	35,708	
10/2	W 34-31	@ Cincinnati	48,104	
10/9	W 12-7	NEW ENGLAND	37,013	
10/16	L 7-30	BUFFALO	39,765	
10/23	L 7-21	MIAMI	45,768	
10/30	W 22-21	@ Philadelphia	59,150	
11/6	W 17-14	@ New York Jets	53,323	
11/13	L 13-24	PITTSBURGH	61,479	
11/20	L 0-37	@ Miami	54,482	
11/27	L 23-41	@ Cleveland	65,812	
12/4	L 6-10	NEW YORK JETS	35,462	
12/11	L 19-21	@ Denver	74,854	
12/18	W 20-10	HOUSTON	27,934	

TEAM STATISTICS		
	COLTS	OPP
TOTAL FIRST DOWNS		
Rushing	146	123
Passing	110	166
Penalty	16	32
3rd Dwn. M/A/Pct.	77/226/34.1	83/203/40.9
4th Dwn. M/A/Pct.	4/9/44.4	5/10/50.0
TOTAL NET YARDS		
	5018	5640
Avg. Per Game	313.6	352.5
Total Plays	1025	1045
Avg. Per Play	4.9	5.4
NET YARDS RUSHING		
	2695	2118
Avg. Per Game	168.4	132.4
Total Rushes	601	516
NET YARDS PASSING		
	2323	3522
Avg. Per Game	145.2	220.1
Tackled/Yards Lost	47/340	41/310
Gross Yards	2663	3832
Att./Completions	377/188	488/281
Completion Pct.	49.9	57.6
Had Intercepted	22	20
PUNTS/AVERAGE	91/45.3	80/41.6
NET PUNTING AVG.	36.3	37.2
PENALTIES/YARDS	120/986	79/687
FUMBLE/BALL LOST	32/11	29/16
TOUCHDOWNS		
Rushing	10	13
Passing	12	31
Defense/Kicking	2/1	0/1
TIME OF POSSESSION	29:37	30:23

SCORE BY PERIODS	1	2	3	4	OT	TOTAL
COLTS	44	86	57	68	9	264
OPPONENTS	62	136	52	102	0	354

SCORING	TDR	TDP	TDR/T	PAT	FG	S	TP
Allegre					22-24	30-35	112
Dickey	4	3					42
McMillan	5	1					36
Henry	4						24
Butler	3						18
Anderson, L.		1					6
Cooks		1					6
Moore	1						6
Anderson, K.		1					6
Beach		1					6
Thompson						1	2
COLTS	10	12	3	22-24	30-35	1	264
OPPONENTS	13	31	1	42-45	14-23	0	354

FGS	1-19	20-29	30-39	40-49	50+	TOT.
Allegre	1-1	4-5	11-12	10-12	4-5	30-35
COLTS	1-1	4-5	11-12	10-12	4-5	30-35
OPP.	1-1	4-5	4-6	5-8	0-3	14-23

Allegre:	(25,52,33)	(32)	(28,49,45)	(37,47,45,33)
	(19,53)	(52)	(36)	(1)
	(38,39,37)	(42,27,30)	(42)	
	(46,46,37)	(1)	(31)	(26,41)
	(42,55,41)	(26,64)		
	(48,37)			
OPP.:	(36,33,39)	(42)	(50)	(45,49,21)
	(19)	(41)		
	(50,23,40,30)	(1)	(62)	(49)
	(42,28)	(42)		
	(26,27)	(31)	(1)	(34)

RUSHING	NO.	YDS.	AVG.	LG	TD
Dickey	254	1122	4.4	56	4
McMillan	198	802	4.1	39t	5
Pagel	54	441	8.2	33	0
Moore	57	205	3.6	13	1
Williams	28	77	2.8	13	0
Reed	2	27	13.5	18	0
Dixon	5	14	2.8	7	0
Stark	1	8	8.0	8	0
Herrmann	1	0	0.0	0	0
Krauss	1	-1	-1.0	-1	0
COLTS	601	2695	4.5	56	10
OPPONENTS	516	2118	4.1	77	13

RECEIVING	NO.	YDS.	AVG.	LG	TD
Henry	30	416	13.9	40t	4
Porter, T.	28	384	13.7	38	0
Bouza	25	385	15.4	26	0
Sherwin	25	358	14.3	30	0
Dickey	24	483	20.1	72t	3
McMillan	24	195	8.1	25	1
Butler	10	207	20.7	60	3
Oatis	6	93	15.5	25	0
Moore	6	38	6.3	16	0
Beach	5	56	11.2	16	1
Williams	4	46	11.5	19	0
Dixon	1	2	2.0	2	0
COLTS	188	2663	14.2	72t	12
OPPONENTS	281	3832	13.6	85t	31

INTERCEPTIONS	NO.	YDS.	AVG.	LG	TD
Hatchett	4	36	9.0	25	0
Glasgow	3	35	11.7	18	0
Anderson, K.	2	81	40.5	71t	1
Bracelin	2	19	9.5	19	0
Delaney	2	16	8.0	11	0
Burroughs	2	8	4.0	8	0
Randle	1	41	41.0	41	0
Williams, K.	1	32	32.0	32	0
Maxwell	1	31	31.0	31	0
Cooks	1	15	15.0	15	0
Anderson, L.	1	0	0.0	0	0
COLTS	20	314	15.7	71t	1
OPPONENTS	22	117	5.3	34	0

PUNTING	NO.	YDS.	AVG.	TB	IN20	LG	BLK.
Stark	91	4124	45.3	9	20	68	0
COLTS	91	4124	45.3	9	20	68	0
OPPONENTS	80	3329	41.6	3	27	64	0

PUNT RETURNS	NO.	FC	YDS.	AVG.	LG	TD
Anderson, L.	20	4	138	6.9	20	0
Porter, R.	14	5	104	7.4	56	0
Williams, K.	9	4	43	4.8	13	0
Glasgow	1	1	9	9.0	9	0
COLTS	44	14	294	6.7	50	0
OPPONENTS	55	7	642	11.7	60t	1

KICKOFF RETURNS	NO.	YDS.	AVG.	LG	TD
Williams, K.	20	494	24.7	90	0
Porter, R.	18	336	18.7	28	0
Anderson, L.	18	309	17.2	26	0
Dixon	2	23	11.5	14	0
Moore	2	40	20.0	23	0
Bouza	1	4	4.0	4	0
Beach	1	0	0.0	0	0
COLTS	62	1198	19.3	90	0
OPPONENTS	61	1138	18.7	38	0

SACKS: Colts 41.0; Opponents 47.0; Maxwell 11-90; Bracelin 5.5-50.5; Wisniewski 5-41; Cooks 5-33; Thompson 4-27; Ballard 2-7; Waechter 1.5-13.5; Parker 1.5-13; Odom 1-11; Krauss 1-9; Glasgow 1-6; K. Williams 1-3; Shiver 1-2; K. Anderson 5-4

USUAL STARTERS PRO BOWLERS IN BOLDFACE

	OFFENSE	DEFENSE
WR	Matt Bouza	LDE Donnell Thompson
	Tracy Porter	NT Leo Wisniewski
LT	Karl Baldschwieler	RDE Steve Parker
LG	Chris Hinton	LOLB Greg Bracelin
C	Ray Donaldson	LIBB Johnnie Cooks
RG	Steve Wright	RILB Barry Krauss
RT	Jeff Hart	ROLB Vernon Maxwell
TE	Tim Sherwin	LCB James Burroughs
WR	Ray Butler,	RCB Derrick Hatchett,
	Bernard Henry	Tate Randle
QB	Mike Pagel	SS Larry Anderson
RB	Curtis McClean	FS Nesty Glasgow
RB	Randy McMillan	

PASSING	ATT.	COMP.	YDS.	PCT.	AVG./ATT.	TD	TD%	INT.	INT%	LG	SACKED	RATING
Pagel	328	163	2353	49.7	7.17	12	3.7	7	5.2	72t	40/278	64.0
Herrmann	36	18	256	50.0	7.11	0	0.0	3	8.3	35t	7/62	38.8
Reed	10	6	34	60.0	3.40	0	0.0	1	10.0	16t	0/0	26.7
Taylor	2	1	20	50.0	10.00	0	0.0	1	0.0	20t	0/0	45.8
Stark	1	0	0	0.0	0.00	0	0.0	0	0.0	0	0/0	39.6
COLTS	377	188	2663	49.9	7.06	12	3.2	22	5.8	72t	47/340	59.4
OPPONENTS	488	281	3832	57.6	7.85	31	6.4	20	4.0	85t	41/310	87.4

RECORDS



1984

RECORD: 4-12 COACH: FRANK KUSH (15), HAL HUNTER (1)

FOURTH – AFC EASTERN DIVISION

HOME: 2-6 AWAY: 2-6

DIV: 2-6 CONF: 4-8 NCONF: 0-4

PRESEASON (1-3)			
DATE	RESULTS	OPPONENT	ATTENDANCE
8/4	L 3-24	@ Miami	37,559
8/11	W 26-20	NY GIANTS	60,236
8/18	L 0-31	@ Denver	68,951
8/25	L 17-34	@ Green Bay	54,479

REGULAR SEASON (4-12)			
*Sellout			
DATE	RESULTS	OPPONENT	ATTENDANCE
9/2	L 14-23	NEW YORK JETS	*60,398
9/9	W 35-21	@ Houston	43,820
9/16	L 33-34	ST. LOUIS	*60,274
9/23	L 7-44	@ Miami	55,413
9/30	W 31-17	BUFFALO	*60,032
10/7	L 7-35	WASHINGTON	*60,012
10/14	L 7-16	@ Philadelphia	50,277
10/21	W 17-16	PITTSBURGH	*60,026
10/28	L 3-22	@ Dallas	58,724
11/4	L 10-38	SAN DIEGO	*60,143
11/11	W 9-5	@ New York Jets	51,066
11/18	L 17-50	NEW ENGLAND	*60,009
11/25	L 7-21	@ Los Angeles Raiders	40,289
12/2	L 15-21	@ Buffalo	20,693
12/9	L 17-35	MIAMI	*60,411
12/16	L 10-16	@ New England	22,383

TEAM STATISTICS	COLTS	OPP
TOTAL FIRST DOWNS	254	343
Rushing	114	124
Passing	117	194
Penalty	23	25
3rd Dwn. M/A/Pct.	65/214/29.9	97/229/42.4
4th Dwn. M/A/Pct.	15/24/62.5	8/17/47.0
TOTAL NET YARDS	4132	5577
Avg. Per Game	258.3	348.6
Total Plays	979	1116
Avg. Per Play	4.2	5.0
NET YARDS RUSHING	2025	2007
Avg. Per Game	126.6	125.4
Total Rushes	510	559
NET YARDS PASSING	2107	3570
Avg. Per Game	131.7	223.1
Tackled/Yards Lost	58/436	42/320
Gross Yards	2543	3890
Att./Completions	411/206	515/298
Completion Pct.	50.1	57.9
Had Intercepted	22	18
PUNTS/AVERAGE	98/44.7	80/42.0
NET PUNTING AVG.	37.2	36.6
PENALTIES/YARDS	95/798	98/813
FUMBLES/BALL LOST	35/17	29/13
TOUCHDOWNS	28	50
Rushing	13	16
Passing	13	31
Defense/Kicking	1/1	3/0
TIME OF POSSESSION	27:24	32:36

SCORE BY PERIODS	1	2	3	4	TOTAL
COLTS	31	87	46	75	239
OPPONENTS	92	143	74	105	414

SCORING	TDR	TDP	TDRT	PAT	FG	S	TP
Allegre				14-14	11-18		47
Butler		6					36
McMillan	5						30
Biasucci				13-14	3- 5		22
Dickey	3						18
Henry		2					12
Middleton	1	1					12
Moore	2						12
Porter		2					12
Young		2					12
Kafentzis			1				6
Pagel	1						6
Schlichter	1						6
Smith							6
Humiston						1	2

COLTS	13	3	2	27-28	14-23	1	239
OPPONENTS	16	31	3	47-50	21-23	0	414

FGS	1-19	20-29	30-39	40-49	50+	TOT.
Allegre	0-0	4-4	1-2	3-6	3-6	11-18
Biasucci	0-0	1-1	0-0	1-1	1-3	3-5
COLTS	0-0	5-5	1-2	4-7	4-9	14-23
OPP.	2-2	9-9	5-5	4-6	1-1	21-23

Allegre:	(0 0 0 0 0 0)	(52)	(41)	(52)	(34)	(54)
	(44)	(46)	(25)	(45)	(35)	(61)
	(25)	(42)			(28)	(21)
	(52)	(54)			(52)	(54)

Biasucci:	(0 0)	(21)	(50)	(55)	(52)	(43)
	(0 0 0 0 0 0 0 0 0 0)					
OPP:	(43)	(29)	(0)	(47)	(46)	(27)
	(44)	(23)	(19)	(19)	(24)	(23)
	(27)	(28)	(40)	(0)	(0)	(0)
	(21)	(34)	(36)			

RUSHING	NO.	YDS.	AVG.	LG	TD
McMillan	163	705	4.3	31t	5
Dickey	131	523	4.0	30	3
Middleton	92	275	3.0	20	1
Pagel	26	149	5.7	23	1
Schlichter	19	145	7.6	22	1
Moore	38	127	3.3	18	2
Wonsley	37	111	3.0	13	0
Stark	2	0	0.0	0	0
Smith	2	-10	-5.0	-3	0
COLTS	510	2025	4.0	31t	13
OPPONENTS	559	2007	3.6	30	16

RECEIVING	NO.	YDS.	AVG.	LG	TD
Butler	43	664	15.4	74	6
Porter	39	590	15.1	63	2
Bouza	22	270	12.3	22	0
McMillan	19	201	10.6	44	0
Middleton	15	112	7.5	16	1
Young	14	164	11.7	28	2
Dickey	14	135	9.6	33	0
Shenwin	11	169	15.4	26	0
Henry	11	139	12.6	19	2
Moore	9	52	5.8	12	0
Wonsley	9	47	5.2	17	0
COLTS	206	2543	12.3	74t	13
OPPONENTS	298	3890	13.1	80t	31

INTERCEPTIONS	NO.	YDS.	AVG.	LG	TD
Daniel	6	25	4.2	18	0
Randle	3	66	22.0	54	0
Krauss	3	20	6.7	18	0
Burroughs	3	9	3.0	6	0
Kafentzis	1	59	59.0	59t	1
Glasgow	1	8	8.0	8	0
Davis	1	3	3.0	3	0
COLTS	18	190	10.6	59t	1
OPPONENTS	22	423	19.2	50	2

PUNTING NO.	YDS.	AVG.	TB	IN20	LG	BLK.
Stark	98	4383	44.7	7	21	72
COLTS	98	4383	44.7	7	21	72
OPPONENTS	80	3363	42.0	8	29	66

PUNT RETURNS	NO.	FC	YDS.	AVG.	LG	TD
Anderson	27	7	182	6.7	19	0
Glasgow	7	2	79	11.3	35	0
Bouza	3	3	17	5.7	11	0
Padjen	1	0	0	0.0	0	0
COLTS	38	12	278	7.3	35	0
OPPONENTS	62	15	600	9.7	38	0

KICKOFF RETURNS	NO.	YDS.	AVG.	LG	TD
Anderson	22	525	23.9	69	0
Smith	32	651	20.3	96t	1
Kafentzis	5	69	13.8	22	0
Wonsley	4	52	13.0	20	0
Moore	2	19	9.5	10	0
Middleton	1	11	11.0	11	0
Hathaway	1	2	2.0	2	0
Shenwin	1	2	2.0	2	0
Radachowsky	1	0	0.0	0	0
COLTS	69	1331	19.3	96t	1
OPPONENTS	42	849	20.2	45	0

SACKS: Colts 42.0; Opponents 58.0; Cooks 11.5-103; Maxwell 8.5-57; Wisniewski 7-45; Thompson 4-29; Odom 3-31; White 2-16; Bracelin 2-14; Winter 2-11; Krauss 1-8; Parker 1-6

USUAL STARTERS

OFFENSE	DEFENSE
WR Tracy Porter	LDE Donnell Thompson
LT Chris Hinton,	NT Leo Wisniewski
Steve Wright	RDE Blaise Winter
LG Ben Utt	LOLB Johnnie Cooks
C Ray Donaldson	LILB Cliff Odom
RG Ron Solt	RILB Barry Krauss
RT Jim Mills	ROLB Vernon Maxwell
TE Dave Young	LCB Preston Davis
WR Ray Butler	RCB Eugene Daniel
QB Mike Pacy	SS Mark Kafentzis
RB Curtis Dickey	FS Nesby Glasgow
RB Randy McMillan	

PASSING	ATT.	COMP.	YDS.	PCT.	AVG./ATT.	TD	TD%	INT.	INT%	LG	SACKED	RATING
Pagel	212	114	1426	53.8	6.73	8	3.8	8	3.8	54t	28/201	71.8
Schlichter	140	62	702	44.3	5.01	3	2.1	7	5.0	54t	23/170	46.2
Herrmann	56	29	352	51.8	6.29	1	1.8	6	10.7	74t	7/65	37.8
Dickey	1	1	63	100.0	63.00	1	100.0	0	0.0	63t	0/0	158.3
Moore	1	0	0	0.0	0.00	0	0.0	0	0.0	0	0/0	39.6
Stark	1	0	0	0.0	0.00	0	0.0	1	100.0	0	0/0	0.0
COLTS	411	206	2543	50.1	6.19	13	3.2	22	5.4	74t	58/436	57.9
OPPONENTS	515	298	3890	57.9	7.55	31	6.0	18	3.5	80t	42/320	87.3

RECORDS



1985

RECORD: 5-11 COACH: ROD DOWHOWER

FOURTH – AFC EASTERN DIVISION

HOME: 4-4 AWAY: 1-7

DIV: 1-7 CONF: 2-10 NCONF: 3-1

PRESEASON (2-2)			
DATE	RESULTS	OPPONENT	ATTENDANCE
8/10	W 19-7	SEATTLE	60,014
8/17	W 24-13	@ Chicago	46,252
8/24	L 3-20	@ Denver	71,406
8/30	L 21-31	MINNESOTA	60,006

REGULAR SEASON (5-11)			
*Sellout			
DATE	RESULTS	OPPONENT	ATTENDANCE
9/8	L 3-45	@ Pittsburgh	57,249
9/15	L 13-30	@ Miami	53,693
9/22	W 14- 6	DETROIT	*60,042
9/29	L 20-25	@ New York Jets	61,987
10/6	W 49-17	BUFFALO	*60,003
10/13	L 10-15	DENVER	*60,128
10/20	L 9-21	@ Buffalo	28,430
10/27	W 37-10	GREEN BAY	*59,708
11/3	L 17-35	NEW YORK JETS	*59,683
11/10	L 15-34	@ New England	54,176
11/17	L 20-34	MIAMI	*59,666
11/24	L 7-20	@ Kansas City	
12/1	L 31-38	NEW ENGLAND	*56,740
12/8	L 10-17	@ Chicago	59,997
12/15	W 31-23	@ Tampa Bay	25,577
12/22	W 34-16	HOUSTON	*55,818

TEAM STATISTICS	COLTS	OPP
TOTAL FIRST DOWNS	282	330
Rushing	131	124
Passing	130	192
Penalty	21	14
3rd Dwn. M/A/Pct.	81/215/37.7	103/229/45.0
4th Dwn. M/A/Pct.	12/17/70.6	10/14/71.4
TOTAL NET YARDS	5006	5599
Avg. Per Game	312.9	349.9
Total Plays	988	1079
Avg. Per Play	5.1	5.2
NET YARDS RUSHING	2439	2145
Avg. Per Game	152.4	134.1
Total Rushes	485	539
NET YARDS PASSING	2567	3454
Avg. Per Game	160.4	215.9
Tackled/Yards Lost	35/244	36/267
Gross Yards	2811	3721
Att./Completions	468/235	504/275
Completion Pct.	50.2	54.6
Had Intercepted	20	16
PUNTS/AVERAGE	80/44.8	72/41.4
NET PUNTING AVG.	34.2	33.0
PENALTIES/YARDS	87/678	90/699
FUMBLES/BALL LOST	27/14	32/17
TOUCHDOWNS	39	45
Rushing	22	20
Passing	15	24
Defense/Kicking	1/1	0/1
TIME OF POSSESSION	28:49	31:11

SCORE BY PERIODS	1	2	3	4	TOTAL
COLTS	65	98	52	105	320
OPPONENTS	81	145	64	96	386

SCORING	TD	TD	TD	PAT	FG	S	TP
Allegre					36-39	16-26	84
McMillan	7						42
Beach		6					36
Wonsley	6						36
Capers	1	4					30
Bentley	2						12
Bouza		2					12
Butler		2					12
Gill	2						12
Page	2						12
Kofler	1						6
Martin			1				
6Middleton	1						6
Young			1				6
Williams		1					6
Handle						1	2
COLTS	22	15	2	36-39	16-26	1	320
OPPONENTS	20	24	1	41-45	25-31	0	386

FGS	1-19	20-29	30-39	40-49	50+	TOT.
Allegre	0-0	9-11	5-6	2-6	0-3	16-26
COLTS	0-0	9-11	5-6	2-6	0-3	16-26
OPP.	1-1	6-8	8-8	10-12	0-2	25-31

Allegre:	(39)	(35)	(48,51)	(40,29)	(1)	(53,28)	(41,27,38)
	(24,26,47,22,44)	(23)	(1)	(28,30)	(46)	(25)	
	(25,30,55)	(33,21)	(1)				
OPP.:	(30,51)	(22,25,52,40)	(37,35)	(22,35,48,45)			
	(45)	(43,32,30,18,28)	(1)	(29)	(1)	(41,30)	
	(45,44,26)	(29,42)	(35)	(20)	(48,48)	(45)	

RUSHING	NO.	YDS.	AVG.	LG	TD
McMillan	190	858	4.5	38	7
Wonsley	138	716	5.2	36	6
Bentley	54	288	5.3	26t	2
Gill	45	262	5.8	67	2
Page	25	160	6.4	29	2
Middleton	13	35	2.7	13	1
Dickey	9	34	3.8	11	0
Kofler	4	33	8.3	23	1
Martin	1	23	23.0	23	0
Capers	3	18	6.0	20t	1
Schlichter	2	13	6.5	9	0
Butler	1	-1	-1.0	-1	0
COLTS	485	2439	5.0	67	22
OPPONENTS	539	2145	4.0	28	20

RECEIVING	NO.	YDS.	AVG.	LG	TD
Beach	36	376	10.4	30	6
Wonsley	30	257	8.6	26	0
Bouza	25	381	14.1	40	2
Capers	27	438	17.5	80t	4
Boyer	25	274	11.0	33	0
McMillan	22	115	5.2	17	0
Butler	19	345	18.2	72t	2
Bentley	11	85	7.7	16	0
Martin	10	128	12.8	22	0
Williams	9	175	19.4	30	1
Sherwin	5	64	12.8	29	0
Middleton	5	54	10.8	34	0
Gill	5	52	10.4	20	0
Dickey	3	30	10.0	11	0
Henry	2	31	15.5	16	0
Page	1	6	6.0	6	0
COLTS	235	2811	12.0	80t	15
OPPONENTS	275	3721	13.5	59	24

INTERCEPTIONS	NO.	YDS.	AVG.	LG	TD
Daniel	8	53	6.6	29	0
Davis	2	14	7.0	7	0
Cooks	1	7	7.0	7	0
Anderson	1	1	1.0	1	0
Bickett	1	0	0.0	0	0
Krauss	1	0	0.0	0	0
Randle	1	0	0.0	0	0
Young	1	0	0.0	0	0
COLTS	16	75	4.7	29	0
OPPONENTS	20	232	11.6	41	0

PUNTING NO.	YDS.	AVG.	TB	IN20	LG	BLK.
Stark	78	3584	45.9	14	12	68
COLTS	80	3584	44.8	14	12	68
OPPONENTS	72	2982	41.4	8	19	64

PUNT RETURNS	NO.	FC	YDS.	AVG.	LG	TD
Martin	40	7	443	11.1	70t	1
Daniel	1	1	6	6.0	6	0
Lowry	1	0	0	0.0	0	0
Young	0	1	0	0.0	0	0
COLTS	42	9	449	10.7	70t	1
OPPONENTS	43	8	572	13.3	77t	1

KICKOFF RETURNS	NO.	YDS.	AVG.	LG	TD
Bentley	27	674	25.0	48	0
Martin	32	638	19.9	36	0
Williams	3	44	14.7	21	0
Middleton	1	20	20.0	20	0
Young	2	15	7.5	17	0
Gill	1	6	6.0	6	0
Lee	1	6	6.0	6	0
COLTS	67	1403	20.9	48	0
OPPONENTS	59	1189	20.2	47	0

SACKS: Colts 36.0; Opponents 35.0; Bickett 6-44; Virkus 5-45; Cooks 5-36; Scott 5-32; Thompson 4-24; Smith 3-8; Glasgow 2-20; Odum 2-14; White 1-14; Lee 1-13; Krauss 1-12; Broughton 1-5

USUAL STARTERS

PRO BOWLERS IN BOLDFACE

OFFENSE		DEFENSE	
WR	Wayne Capers	LDE	Donnell Thompson
LG	Chris Hinton	NT	Brad White
LT	Ben Utt	RE	Chris Scott
C	Ray Donaldson	LOLB	Johnnie Cooks
RG	Ron Solt	LILB	Cliff Odum
RT	Karl Baldschwieler	RILB	Barry Krauss
TE	Pat Beach	ROLB	Duane Bickett
WR/TE	Ray Butler,	RCB	Preston Davis
	Mark Boyer	RCB	Eugene Daniel
QB	Mike Pagel	SS	Nesby Glasgow
RB	Randy McMillan,	FS	Anthony Young
RB	George Wonsley	P	Rohn Stark

PASSING	Page	COMP.	YDS.	PCT.	AVG./ATT.	TD	TD%	INT.	INT%	LG	SACKED	RATING
	393	199	2414	50.5	6.13	14	3.6	15	3.8	80t	25/180	66.0
	48	23	284	47.9	5.92	1	2.1	3	6.3	33t	8/58	47.5
	25	12	107	48.0	4.28	0	0.0	2	8.0	16t	2/6	26.7
	1	1	6	100.0	6.00	0	0.0	0	0.0	6t	0/0	158.3
	1	0	0	0.0	0.00	0	0.0	0	0.0	0	0/0	0.0
COLTS	468	235	2811	50.2	6.00	15	3.2	20	4.3	80t	35/244	61.6
OPPONENTS	504	275	3721	54.6	7.38	24	4.8	16	3.2	59t	36/267	81.1

RECORDS



1986

RECORD: 3-13 COACH: ROD DOWHOWER (13), RON MEYER (3)

FIFTH – AFC EASTERN DIVISION

HOME: 1-7 AWAY: 2-6

DIV: 1-7 CONF: 2-10 NCONF: 1-3

PRESEASON (1-3)				
DATE	RESULTS	OPPONENT	ATTENDANCE	
8/8	L 14-21	@ Seattle	55,443	
8/16	L 21-38	@ Chicago	66,030	
8/23	W 20-13	DETROIT	57,921	
8/30	L 20-23	MINNESOTA	57,969	

REGULAR SEASON (3-13)				
*Sellout				
DATE	RESULTS	OPPONENT	ATTENDANCE	
9/7	L 3-33	@ New England	55,208	
9/14	L 10-30	@ Miami	51,848	
9/21	L 7-24	LOS ANGELES RAMS	*59,012	
9/28	L 7-26	NEW YORK JETS	56,075	
10/5	L 14-35	@ San Francisco	57,252	
10/12	L 14-17	NEW ORLEANS	53,512	
10/19	L 13-24	@ Buffalo	50,050	
10/26	L 13-17	MIAMI	*58,350	
11/2	L 9-24	CLEVELAND	*57,962	
11/9	L 21-30	NEW ENGLAND	*56,890	
11/16	L 16-31	@ New York Jets	65,149	
11/23	L 17-31	@ Houston	31,792	
11/30	L 3-17	SAN DIEGO	47,950	
12/7	W 28-23	@ Atlanta	30,397	
12/14	W 24-14	BUFFALO	52,783	
12/21	W 30-24	@ Los Angeles Raiders	41,349	

TEAM STATISTICS		COLTS	OPP
TOTAL FIRST DOWNS		278	324
Rushing		77	133
Passing		173	185
Penalty		28	26
3rd Dwn. M/A/Pct.	78/225/34.7	86/206/41.7	
4th Dwn. M/A/Pct.	10/29/34.5	1/5/20.0	
TOTAL NET YARDS		4700	5701
Avg. Per Game		293.8	356.3
Total Plays		1046	1051
Avg. Per Play		4.5	5.4
NET YARDS RUSHING		1491	1962
Avg. Per Game		93.2	122.6
Total Rushes		407	517
NET YARDS PASSING		3209	3739
Avg. Per Game		200.6	233.7
Tackled/Yards Lost		53/406	24/194
Gross Yards		3615	3933
Att./Completions		586/300	510/306
Completion Pct.		51.2	60.0
Had Intercepted		24	16
PUNTS/AVERAGE		81/44.7	67/40.7
NET PUNTING AVG.		36.9	35.5
PENALTIES/YARDS		99/880	100/728
FUMBLES/BALL LOST		41/20	41/19
TOUCHDOWNS		27	47
Rushing		10	14
Passing		16	28
Defense/Kicking		0/1	4/1
TIME OF POSSESSION		29:12	30:48

SCORE BY PERIODS	1	2	3	4	TOTAL
COLTS	51	41	55	82	229
OPPONENTS	123	101	106	70	400

PASSING	ATT.	ATT.	COMP.	YDS.	PCT.	AVG./ATT.	TD	TD%
Trudeau	417	204	2225	48.9	5.34	8	1.9	
Hogeboom	144	85	1154	59.0	8.01	6	4.2	
Kiel	25	11	236	44.0	9.44	2	8.0	
Bentley	0	0	0	0.0	0.0	0	0.0	
COLTS	586	300	3615	51.2	6.17	16	2.7	
OPPONENTS	510	306	3933	60.0	7.71	28	5.5	

SCORING	TDR	TDP	TDRT	PAT	FG	S	TP
Biasucci				26-27	13-25		65
Brooks		8					48
Bouza		5					30
Bentley	3						18
McMillan	3						18
Hogeboom	1						6
Trudeau	1						6
Wonsley	1						6
Gill	1						6
Daniel			1				6
Boyer		1					6
Beach		1					6
Sherwin		1					6
Leiding						1	2
COLTS	10	16	1	26-27	13-25	1	229
OPPONENTS	14	28	5	46-47	24-35	0	400

FGS	1-19	20-29	30-39	40-49	50+	TOT.
Biasucci	0-0	4-4	2-5	5-8	2-8	13-25
COLTS	0-0	4-4	2-5	5-8	2-8	13-25
OPP.	2-2	7-8	9-13	6-10	0-2	24-35

Biasucci:	(25/56)	(23/60)	(48/1)	(149/54)	(37/46/44)
	(39/45)	(40/1)	(56/54)	(37/40/27)	(52)
	(32,30,52)	(52,40,20)			
OPP.:	(38,39,49,25)	(27,45)	(46/1)	(34,48,47,24)	
	(1/30,46)	(37,50,46)	(29,37)	(51,38)	
	(38,31,24)	(32)	(34,32)	(19,43,26)	
	(19,45,26)	(46)	(20,32)		

RUSHING	NO.	YDS.	AVG.	LG	TD
McMillan	189	609	3.2	28	3
Bentley	73	351	4.8	70t	3
Gill	53	228	4.3	18	1
Wonsley	60	214	3.6	46	1
Trudeau	13	21	1.6	8	1
Kiel	3	20	6.7	9	0
Hogeboom	10	20	2.0	6	1
Bouza	1	12	12.0	12	0
Capers	1	11	11.0	11	0
Brooks	4	5	1.3	12	0
COLTS	407	1491	3.7	70t	10
OPPONENTS	517	1962	3.8	40	14

RECEIVING	NO.	YDS.	AVG.	LG	TD
Bouza	71	830	11.7	33	5
Brooks	65	1131	17.4	84t	8
McMillan	34	289	8.5	45	0
Beach	25	265	10.6	26	1
Bentley	25	230	9.2	38	0
Boyer	22	237	10.8	38	1
Wonsley	16	175	10.9	60	0
Gill	16	137	8.6	15	0
Capers	9	118	13.1	27	0
LaFleur	7	56	8.0	11	0
Harbour	4	46	11.5	28	0
Sherwin	3	26	8.7	15	1
Murray	2	34	17.0	24	0
Martin	1	41	41.0	41	0
COLTS	300	3615	12.1	84t	16
OPPONENTS	306	3933	12.9	72t	28

INTERCEPTIONS	NO.	YDS.	AVG.	LG	TD
Coleman	4	36	9.0	31	0
Hicks	2	16	8.0	16	0
Bickett	2	10	5.0	10	0
Daniel, E.	2	6	3.0	3	0
Daniel, K.	2	5	2.5	5	0
Holt	1	80	80.0	80	0
Hand	1	8	8.0	8	0
Armstrong	1	4	4.0	4	0
Cooks	1	1	1.0	1	0
COLTS	16	166	10.4	80	0
OPPONENTS	24	310	12.9	40	2

PUNTING NO.	YDS.	AVG.	TB	IN20	LG	BLK.
Stark	76	3432	45.2	5	23	63
Kiel	5	190	38.0	0	0	43
COLTS	81	3622	44.7	5	23	63
OPPONENTS	67	2725	40.7	4	21	60

PUNT RETURNS	NO.	FC	YDS.	AVG.	LG	TD
Bentley	18	7	141	7.8	18	0
Martin	17	5	109	6.4	25	0
Jackson	0	1	0	0.0	0	0
COLTS	35	13	250	7.1	25	0
OPPONENTS	52	5	533	10.3	71t	1

KICKOFFS	NO.	YDS.	AVG.	LG	TD
Bentley	32	687	21.5	37	0
Martin	21	385	18.3	27	0
Brooks	8	143	17.9	24	0
Daniel, K.	5	109	21.8	30	0
Gill	5	73	14.6	28	0
Wonsley	2	31	15.5	20	0
Williams	1	15	15.0	15	0
COLTS	74	1443	19.5	37	0
OPPONENTS	43	827	19.2	41	0

SACKS: Colts 24.0; Opponents 53.0; Bickett 6-58; Hand 5-32; Thompson 4-18.5; Armstrong 3-21; Ahrens 2-26; Cooks 1-13; Odom 1-10; Broughton 1-9; Kellar 1-6.5

USUAL STARTERS

PRO BOWLERS IN BOLDFACE

OFFENSE	DEFENSE
WR Bill Brooks	LDE Donnell Thompson
LT Chris Hinton	LT Willie Broughton,
LG Ben Utt	RT Scott Keller
C Ray Donaldson	NT Jon Hand
RG Ron Solt	LOLB Johnnie Cooks
RT Kevin Call	LILB Cliff Odom
TE Pat Beach	RILB Dave Ahrens
WR Matt Bouza	ROLB Duane Bickett
QB Jack Trudeau	LCB Leonard Coleman
RB Randy McMillan	RCB Eugene Daniel
TE/RB Mark Boyer,	SS Nesby Glasgow
George Wonsley	FS Dwight Hicks,
	Tate Randle
	P Robn Stark

INT.	INT%	LG	SACKED	RATING
18	4.3	84t	29/213	53.6
6	4.2	60t	18/144	81.2
0	0.0	50t	5/42	104.8
0	0.0	0	1/7	0.0
24	4.1	84t	53/406	62.5
16	3.1	72t	24/194	89.6

RECORDS



1987

RECORD: 9-6 COACH: RON MEYER
FIRST - AFC EASTERN DIVISION

HOME: 4-4 AWAY: 5-2

DIV: 5-3 CONF: 8-6 NCONF: 1-0

PRESEASON (3-1)				
DATE	RESULTS	OPPONENT	ATTENDANCE	
8/15	W 22-19	@ Detroit	45,753	
8/22	L 13-37	@ Minnesota	49,304	
8/29	W 17-6	HOUSTON	51,975	
9/5	W 23-16	TAMPA BAY	50,111	

REGULAR SEASON (9-6)				
*Sellout	DATE	RESULTS	OPPONENT	ATTENDANCE
	9/13	L 21-23	CINCINNATI	59,387
	9/20	L 10-23	MIAMI	57,524
	9/27		@ St. Louis	Canceled
	10/4	W 47-6	@ Buffalo	9,860
	10/11	W 6-0	NEW YORK JETS	34,927
	10/18	L 7-21	@ Pittsburgh	34,627
	10/25	W 30-16	NEW ENGLAND	48,850
	11/1	W 19-14	@ New York Jets	60,863
	11/8	L 13-16	SAN DIEGO	60,459
	11/15	W 40-21	@ Miami	65,433
	11/22	L 0-24	@ New England	59,906
	11/29	W 51-27	HOUSTON	54,999
	12/6	W 9-7	@ Cleveland	70,661
	12/13	L 3-27	BUFFALO	60,253
	12/20	W 20-7	@ San Diego	46,211
	12/27	W 24-6	TAMPA BAY	*60,468
	1/9	L 21-38	@ Cleveland	79,838

TEAM STATISTICS	COLTS	OPP
TOTAL FIRST DOWNS	285	276
Rushing	122	97
Passing	138	161
Penalty	25	18
3rd Dwn. M/A/Pct.	70/201/34.8	85/218/39.0
4th Dwn. M/A/Pct.	7/16/43.8	5/13/38.5
TOTAL NET YARDS	4995	4550
Avg. Per Game	333.0	303.3
Total Plays	968	1003
Avg. Per Play	5.2	4.5
NET YARDS RUSHING	2143	1790
Avg. Per Game	142.9	119.3
Total Rushes	497	463
NET YARDS PASSING	2852	2760
Avg. Per Game	190.1	184.0
Tackled/Yards Lost	24/190	39/313
Gross Yards	3042	3073
Att./Completions	447/255	501/250
Completion Pct.	57.0	49.9
Had Intercepted	16	20
PUNTS/AVERAGE	78/37.7	82/37.2
NET PUNTING AVG.	30.8	31.0
PENALTIES/YARDS	90/742	85/689
FUMBLES/BALL LOST	36/18	43/25
TOUCHDOWNS	31	28
Rushing	14	6
Passing	16	19
Defense/Kicking	1/0	2/1
TIME OF POSSESSION	30:10	29:50

SCORE BY PERIODS	1	2	3	4	TOTAL
COLTS	48	120	61	71	300
OPPONENTS	61	52	48	77	238

SCORING	TDR	TDP	TDR/T	PAT	FG	S	TP
Biasucci	7	2	24-24	24-27			96
Bentley	7	2					54
Dickerson	5	4					30
Bouza	4	4					24
Brooks	3	3					18
Murray	3	3					18
Jordan			7-7	3-5			16
Noble	2	2					12
Brown	1	1					6
Jones	1	1					6
Sherwin	1	1					6
Thompson			1				6
Wonsley	1	1					6
Leiding						1	2
COLTS	14	16	1	31-31	27-32	1	300
OPPONENTS	6	19	3	25-28	15-27	0	238

FGS	1-19	20-29	30-39	40-49	50+	TOT.
Biasucci	0-0	5-6	12-12	6-7	1-2	24-27
Jordan	0-0	1-1	2-2	0-2	0-0	3-5
COLTS	0-0	6-7	14-14	6-9	1-2	27-32
OPP.	0-0	4-5	8-13	3-7	0-2	15-27

Biasucci:	(1/50)	(1/1)	(48/38/24)	(36/28/45/38/33)	(37/27/53)	(22/32/25/23)	(46)	(36/45/49)
Jordan:	0/0	(1/36)	(35/25/42/42)	(1/0/0/0/0/0/0/0/0)	(42/20/27)	(1/46/33)	(29)	(38/31/49)
OPP.:	(42/37/39)	(1)	(37/34/37)	(52/37/28/48/44)	(30)	(39/25)	(52)	(38/47/37)

RUSHING	NO.	YDS.	AVG.	LG	TD
Dickerson	223	1011	4.5	53	5
Bentley	142	631	4.4	17t	7
Banks	50	245	4.9	35	0
Brown	19	85	4.5	18	1
Wonsley	18	71	3.9	12	1
McLemore	17	58	3.4	9	0
Kiel	4	30	7.5	16	0
Trudeau	15	7	0.5	9	0
Hogboom	3	3	1.0	2	0
Carver	2	3	1.5	3	0
Nugent	2	1	0.5	3	0
Brooks	2	-2	-1.0	1	0
COLTS	497	2143	4.3	53	14
OPPONENTS	463	1790	3.9	51	6

RECEIVING	NO.	YDS.	AVG.	LG	TD
Brooks	51	722	14.2	52t	3
Banks	42	569	13.5	44t	4
Bentley	34	447	13.1	72t	2
Beach	28	239	8.5	16	0
Murray	20	339	17.0	43	3
Dickerson	13	133	10.2	28	0
Noble	10	78	7.8	18	2
Boyer	10	73	7.3	15	0
Sherwin	9	86	9.6	32	1
Banks	5	48	9.6	16	0
Bellini	5	69	13.8	19	0
Wonsley	5	48	9.6	16	0
Brandes	5	35	7.0	13	0
Kearse	3	56	18.7	21	0
Haythorne	3	41	13.7	21	0
Jones	3	25	8.3	13	1
McLemore	2	9	2.5	5	0
Johnson	1	15	15.0	15	0
Bryant	1	12	12.0	12	0
Utt	1	-4	-4.0	-4	0
COLTS	255	3042	11.9	72t	16
OPPONENTS	250	3073	12.3	61t	19

INTERCEPTIONS	NO.	YDS.	AVG.	LG	TD
Prior	6	57	9.5	38	0
Tullis	3	0	0.0	0	0
Robinson	2	86	43.0	68	0
Daniel	2	34	17.0	34	0
Jones	2	26	13.0	23	0
Davis	1	7	7.0	7	0
Cooks	1	2	2.0	2	0
Curry	1	0	0.0	0	0
Glasgow	1	0	0.0	0	0
Perryman	1	0	0.0	0	0
Thompson	20	212	10.6	68	0
COLTS	16	181	11.3	45t	1
OPPONENTS	16	181	11.3	45t	1

PUNTING	NO.	YDS.	AVG.	TB	IN20	LG	BLK.
Stark	61	2440	40.0	7	12	63	2
Kiel	12	440	36.7	1	3	50	0
Colquitt	2	61	30.5	0	0	33	1
COLTS	78	2941	37.7	8	15	63	3
OPPONENTS	82	3048	37.2	15	15	57	3

PUNT RETURNS	NO.	FC	YDS.	AVG.	LG	TD
Brooks	22	9	136	6.2	17	0
Johnson	9	2	42	4.7	12	0
Tullis	4	1	27	6.8	10	0
Simmons	2	0	5	2.5	5	0
Ahrens	1	0	0	0.0	0	0
COLTS	38	12	210	5.5	17	0
OPPONENTS	39	9	376	9.6	28	0

KICKOFF RETURNS	NO.	YDS.	AVG.	LG	TD
Bentley	22	500	22.7	45	0
Daniel	10	225	22.5	29	0
Wright	10	187	18.7	27	0
Johnson	6	98	16.3	28	0
Prior	3	47	15.7	22	0
Noble	2	35	17.5	18	0
Wonsley	1	19	19.0	19	0
Perryman	1	4	4.0	4	0
COLTS	55	1115	20.3	45	0
OPPONENTS	60	1068	17.8	40	0

SACKS: Colts 39.0; Opponents 24.0; Bickett 8-62; Thompson 5-42; Cooks 5-40; Darby 3-24; Thorp 3-17; Krauss 2-18; Wright 1-16; Hand 1-14; Mattiace 1-13; Prior 1-11; Elko 1-10; Benjamin 1-9; Perryman 1-9; Glasgow 1-8; Chatman 1-7; Bulluck 1-6; Leiding 1-4; Grimsley 1-3; Sally 1-0

USUAL STARTERS PRO BOWLERS IN BOLDFACE

OFFENSE	LDE	DEFENSE
WR Bill Brooks	LDE	Donnell Thompson
LT Chris Hinton	NT	Jerome Sally
LG Ben Utt	RDE	Jon Hand
C Ray Donaldson	LOLB	Johnnie Cooks
RG Ron Solt	LILB	Cliff Odum
RT Kevin Call	LCB	Barry Krauss
TE Pat Beach	ROLB Duane Bickett	
WR Matt Bouza	LCB	Willie Tullis
QB Jack Trudeau	RCB	Eugene Daniel
	SS	Nesby Glasgow
RB Eric Dickerson	FS	Freddie Robinson,
TE/RB Tim Sherwin,		Mike Prior
Albert Bentley	K	Dean Biasucci

PASSING	ATT.	COMP.	YDS.	PCT.	AVG./ATT.	TD	TD%	INT.	INT%	LG	SACKED	RATING
Trudeau	229	128	1587	55.9	6.93	6	2.6	6	2.6	55t	13/100	75.4
Hogboom	168	99	1145	58.9	6.82	9	5.4	5	3.0	72t	8/63	85.0
Kiel	33	17	195	51.5	5.91	1	3.0	3	9.1	21t	0/0	41.9
Salisbury	12	8	68	66.7	5.67	0	0.0	2	16.7	11t	2/18	41.7
Nugent	5	3	47	60.0	9.40	0	0.0	0	0.0	21t	1/9	91.3
COLTS	447	255	3042	57.0	6.81	16	3.6	16	3.6	72t	24/190	75.0
OPPONENTS	501	250	3073	49.9	6.13	19	3.8	20	4.0	61t	39/313	65.2

RECORDS



1988

RECORD: 9-7 COACH: RON MEYER
SECOND – AFC EASTERN DIVISION

HOME: 6-2 AWAY: 3-5

DIV: 5-3 CONF: 7-5 NCONF: 2-2

PRESEASON (3-1)			
DATE	RESULTS	OPPONENT	ATTENDANCE
8/6	W 20-7	@ Tampa Bay	44,258
8/13	W 25-21	GREEN BAY	53,720
8/20	W 18-6	NEW ORLEANS	54,117
8/25	L 20-21	@ Denver	73,957

REGULAR SEASON (9-7)			
DATE	RESULTS	OPPONENT	ATTENDANCE
9/4	L 14-17	HOUSTON	57,251
9/11	L 13-17	CHICAGO	*60,503
9/19	L 17-23	@ Cleveland	75,148
9/25	W 15-13	MIAMI	*59,638
10/2	L 17-21	@ New England	58,050
10/9	L 23-34	@ Buffalo	76,018
10/16	W 35-31	TAMPA BAY	53,135
10/23	W 16-0	@ San Diego	37,322
10/31	W 55-23	DENVER	*60,544
11/6	W 38-14	NEW YORK JETS	59,233
11/13	W 20-13	@ Green Bay	53,492
11/20	L 3-12	@ Minnesota	58,342
11/27	W 24-21	NEW ENGLAND	*58,157
12/4	W 31-28	@ Miami	45,236
12/10	L 16-34	@ New York Jets	46,284
12/18	W 17-14	BUFFALO	*59,908

TEAM STATISTICS	COLTS	OPP
TOTAL FIRST DOWNS	311	315
Rushing	153	109
Passing	130	184
Penalty	28	22
3rd Dwn. M/A/Pct.	64/186/34.4	88/204/43.1
4th Dwn. M/A/Pct.	11/20/55.0	9/16/56.3
TOTAL NET YARDS	4870	5296
Avg. Per Game	304.4	331.0
Total Plays	982	1016
Avg. Per Play	5.0	5.2
NET YARDS RUSHING	2249	1694
Avg. Per Game	140.6	105.9
Total Rushes	545	447
NET YARDS PASSING	2621	3202
Avg. Per Game	163.8	225.1
Tackled/Yards Lost	34/244	30/201
Gross Yards	2865	3803
Att./Completions	403/222	539/321
Completion Pct.	55.1	59.6
Had Intercepted	22	15
PUNTS/AVERAGE	64/43.5	68/39.4
NET PUNTING AVG.	34.5	33.6
PENALTIES/YARDS	89/657	118/965
FUMBLES/BALL LOST	20/8	32/20
TOUCHDOWNS	40	38
Rushing	23	14
Passing	15	21
Defense/Kicking	1/1	1/2
TIME OF POSSESSION	30:19	28:41

SCORE BY PERIODS	1	2	3	4	OT	TOTAL
COLTS	77	135	61	81	0	354
OPPONENTS	55	88	48	121	3	315

SCORING	TDR	TDP	TDRT	PAT	FG	S	TP
Biasucci				39-40	25-32		114
Dickerson	14	1					90
Verdin		4	1				30
Bouza			4				24
Bentley	2	1					18
Brooks		3	3				18
Chandler	3	3					18
Boyer		2	2				12
Turner	2	2					12
Daniel			1				6
Hogebloom	1						6
Wonsley	1						6
COLTS	23	15	2	39-40	25-32	0	354
OPPONENTS	14	21	3	36-38	17-25	0	315

FGS	1-19	20-29	30-39	40-49	50+	TOT.
Biasucci	0-0	8-8	5-6	6-10	6-8	25-32
COLTS	0-0	8-8	5-6	6-10	6-8	25-32
OPP.	1-1	7-9	4-6	5-7	0-2	17-25

Biasucci:	(57)	(38.53)	(30)	(50.34)	(41.51)	(25)
	(20)	(31.49)	(40.22)	(1)	(20.44)	(51)
	(48.51)	(20.25)	(44.42)	(28)	(47)	(45)
	(52.48)					
OPP.:	(47.26)	(35)	(40.37)	(21.29)	(40)	(31)
	(52.45)	(19)	(39)	(1)	(27)	(51)
	(25.26)	(30.49)	(43.27)	(1)	(35.46)	(1)

RUSHING	NO.	YDS.	AVG.	LG	TD
Dickerson	388	1659	4.3	41t	14
Bentley	45	230	5.1	20	2
Chandler	46	139	3.0	29t	3
Verdin	8	77	9.6	44	0
Brooks	5	62	12.4	38	0
Wonsley	26	48	1.8	4	1
Turner	16	42	2.6	14	2
Hogebloom	11	-8	-0.7	6	1
COLTS	545	2249	4.1	44	23
OPPONENTS	447	1694	3.8	29	14

RECEIVING	NO.	YDS.	AVG.	LG	TD
Brooks	54	867	16.1	53t	3
Dickerson	36	377	10.5	50t	1
Boyer	27	256	9.5	24t	2
Bentley	26	252	9.7	21	1
Beach	26	235	9.0	23	0
Bouza	25	342	13.7	28	4
Verdin	20	437	21.9	54	4
Bellini	5	64	12.8	25	0
Baldinger	1	37	37.0	37	0
Hinton	1	1	1.0	1	0
Donaldson	1	-3	-3.0	-3	0
COLTS	222	2865	12.9	58	15
OPPONENTS	321	3803	11.8	58	21

INTERCEPTIONS	NO.	YDS.	AVG.	LG	TD
Tullis	4	36	9.0	20	0
Prior	3	46	15.3	23	0
Bickett	3	7	2.3	7	0
Goode	2	53	26.5	35	0
Daniel	2	44	22.0	41t	1
Krauss	1	3	3.0	3	0
COLTS	15	189	12.6	41t	1
OPPONENTS	22	297	13.2	44t	1

PUNTING NO.	YDS.	AVG.	TB	IN20	LG	BLK.
Stark	64	2784	43.5	8	15	65
COLTS	64	2784	43.5	8	15	65
OPPONENTS	68	2677	39.4	7	25	74

PUNT RETURNS	NO.	FC	YDS.	AVG.	LG	TD
Verdin	22	7	239	10.9	73t	1
Brooks	3	0	15	5.0	8	0
Prior	1	5	0	0.0	0	0
COLTS	26	12	254	9.8	73t	1
OPPONENTS	37	3	418	11.3	59t	1

KICKOFF RETURNS	NO.	YDS.	AVG.	LG	TD
Bentley	39	775	19.9	40	0
Verdin	7	145	20.7	32	0
Banks	4	56	14.0	20	0
Beach	1	35	35.0	35	0
Wright	1	22	22.0	22	0
COLTS	52	1033	19.9	40	0
OPPONENTS	67	1480	22.1	95t	1

SACKS: Colts 30.0, Opponents 34.0; Hand 5-34; Bickett 3:5-24; Thompson 3-30; Alston 3-22; Johnson 3-16; Darby 2-15; Armstrong 2-8; Odom 2-7; TEAM 2-16; Swoope 1-10; Herrod 1-9; Prior 1-6; Tullis 1-0; Wright 5-4

USUAL STARTERS PRO BOWLERS IN BOLDFACE

OFFENSE	DEFENSE
WR Bill Brooks	LDE Donnell Thompson
LT Chris Hinton	NT Joe Klecko
LG Randy Dixon	RDE Jon Hand
C Ray Donaldson	L OLB O'Brien Alston
RG Ben Utt	LILB Fred Young
RT Joel Patten	RILB Barry Krauss
TE Pat Beach	ROLB Duane Bickett
WR Clarence Verdin	LCB Willie Tullis,
QB Chris Chandler	Chris Goode
RB Eric Dickerson	RCB Eugene Daniel
H-B Mark Boyer	SS Freddie Robinson
	FS Mike Prior

PASSING	ATT.	COMP.	YDS.	PCT.	AVG./ATT.	TD	TD%	INT.	INT%	LG	SACKED	RATING
Chandler	233	129	1619	55.4	6.95	8	3.4	12	5.2	54	18/128	67.2
Hogebloom	131	76	996	58.0	7.60	7	5.3	7	5.3	58	12/88	77.7
Trudeau	34	14	158	41.2	4.65	0	0.0	3	8.8	48	2/13	19.0
Turner	4	3	92	75.0	23.00	0	0.0	0	0.0	37	2/15	116.7
Bentley	1	0	0	0.0	0.00	0	0.0	0	0.0	0	0/0	39.6
COLTS	403	222	2865	55.1	7.11	15	3.7	22	5.5	58	34/244	67.3
OPPONENTS	539	321	3803	59.6	7.06	21	3.9	15	2.8	58	30/201	82.5

RECORDS



1 9 8 9

RECORD: 8-8 COACH: RON MEYER
SECOND — AFC EASTERN DIVISION

HOME: 6-2 AWAY: 2-6

DIV: 4-4 CONF: 7-5 NCONF: 1-3

PRESEASON (4-0)			
DATE	RESULTS	OPPONENT	ATTENDANCE
8/12	W 31-7	@ New Orleans	57,771
8/19	W 24-23	@ Green Bay	30,218
8/29	W 30-0	TAMPA BAY	54,750
9/2	W 38-24	DENVER	55,128

REGULAR SEASON (8-8)			
*Sellout			
DATE	RESULTS	OPPONENT	ATTENDANCE
9/10	L 24-30	SAN FRANCISCO	*60,111
9/17	L 17-31	@ Los Angeles Rams	63,995
9/24	W 13-9	ATLANTA	57,816
10/1	W 17-10	@ New York Jets	65,542
10/8	W 37-14	BUFFALO	*58,890
10/15	L 3-14	@ Denver	74,680
10/22	W 23-12	@ Cincinnati	57,642
10/29	L 20-23 OT	NEW ENGLAND	*59,356
11/5	L 13-19	@ Miami	52,680
11/12	L 7-30	@ Buffalo	79,256
11/19	W 27-10	NEW YORK JETS	*58,236
11/26	W 10-6	SAN DIEGO	*58,822
12/3	L 16-22	@ New England	32,234
12/10	W 23-17 OT	CLEVELAND	*58,550
12/17	W 42-13	MIAMI	*55,665
12/24	L 6-41	@ New Orleans	49,009

TEAM STATISTICS		COLTS	OPP
TOTAL FIRST DOWNS		273	336
Rushing		118	126
Passing		140	192
Penalty		15	18
3rd Dwn. M/A/Pct.		72/211/34.1	95/220/43.2
4th Dwn. M/A/Pct.		7/16/43.8	4/10/40.0
TOTAL NET YARDS		4813	5611
Avg. Per Game		300.8	350.7
Total Plays		979	1109
Avg. Per Play		4.9	5.1
NET YARDS RUSHING		1853	2077
Avg. Per Game		115.8	129.8
Total Rushes		458	507
NET YARDS PASSING		2960	3534
Avg. Per Game		185.0	220.9
Tackled/Yards Lost		28/174	46/384
Gross Yards		3134	3918
Att./Completions		493/253	556/322
Completion Pct.		51.3	57.9
Had Intercepted		17	21
PUNTS/AVERAGE		80/42.4	65/41.6
NET PUNTING AVG.		32.9	34.5
PENALTIES/YARDS		89/704	103/772
FUMBLES/BALL LOST		33/10	34/15
TOUCHDOWNS		34	29
Rushing		11	10
Passing		18	15
Defense/Kicking		2/3	2/2
TIME OF POSSESSION		27:15	32:45

SCORE BY PERIODS	1	2	3	4	OT	TOTAL
COLTS	53	66	53	120	6	298
OPPONENTS	67	82	58	91	3	301

SCORING	TDR	TDP	TDR/T	PAT	FG	S	TP
Biasucci				31-32	21-27		94
Dickerson	7	1					48
Bentley	1	3	1				30
Brooks		4					24
Rison		4					24
Beach		2					12
Boyer		2					12
Trudeau	2						12
Verdin		1	1				12
Chandler	1						6
Dixon			1				6
Prior			1				6
Pruitt		1					6
Taylor			1				6
COLTS	11	18	5	31-33	21-27	0	298
OPPONENTS	10	15	4	29-29	32-43	1	301

FGS	1-9	20-29	30-39	40-49	50+	TOT.
Biasucci	2-2	6-6	9-10	3-5	1-4	21-27
COLTS	2-2	6-6	9-10	3-5	1-4	21-27
OPP.	2-2	10-10	8-12	10-17	2-2	32-43

Biasucci:	(50, 31, 52)	(19)	(25, 29)	(38)	(32, 46, 25)
	(49, 55)	(27)	(32, 39)	(36, 49, 33)	(1)
	(45, 37, 31)	(22)	(18)	(53, 35)	(1, 41, 23)
OPP.:	(38, 26, 31)	(40)	(19, 34, 27)	(26)	(40)
	(30, 29, 23, 21)	(47, 38, 48, 46, 51)	(118)		
	(42, 40, 42, 32)	(46, 45)	(33, 44, 38)		
	(40, 44, 37, 34, 24, 50, 23)	(48, 39, 35)			
	(43, 47, 44)	(21, 29)			

RUSHING	NO.	YDS.	AVG.	LG	TD
Dickerson	314	1311	4.2	21t	7
Bentley	75	299	4.0	22	1
Trudeau	35	91	2.6	17	2
Chandler	7	57	8.1	23	1
Hunter	13	47	3.6	11	0
Verdin	4	39	9.8	26	0
Rison	3	18	6.0	18	0
Ramsey	4	5	1.3	3	0
Brooks	2	-3	-1.5	0	0
Stark	1	-11	-11.0	-11	0
COLTS	458	1853	4.0	26	11
OPPONENTS	507	2077	4.1	27	10

RECEIVING	NO.	YDS.	AVG.	LG	TD
Brooks	63	919	14.6	56t	4
Rison	52	820	15.8	61	4
Bentley	52	525	10.1	61	3
Dickerson	30	211	7.0	22	1
Verdin	20	381	19.1	82t	1
Beach	14	87	6.2	17	2
Boyer	11	58	5.3	15	2
Weathers	6	62	10.3	19t	0
Pruitt	5	71	14.2	40	1
COLTS	253	3134	12.4	82t	18
OPPONENTS	322	3918	12.2	58t	15

INTERCEPTIONS	NO.	YDS.	AVG.	LG	TD
Taylor	7	225	32.1	80t	1
Prior	6	88	14.7	58t	1
Banks	2	13	6.5	11	0
Young	2	2	1.0	6	0
Daniel	1	34	34.0	34	0
Plummer	1	18	18.0	18	0
Bickett	1	6	6.0	6	0
Ball	1	5	5.0	5	0
COLTS	21	391	18.6	80t	2
OPPONENTS	17	345	20.3	92t	2

PUNTING NO.	YDS.	AVG.	TB	IN20	LG	BLK.
Stark	79	3392	42.9	10	14	64
COLTS	80	3392	42.4	10	14	64
OPPONENTS	65	2702	41.6	7	19	58

PUNT RETURNS	NO.	FC	YDS.	AVG.	LG	TD
Verdin	23	5	296	12.9	49t	1
Rison	2	2	20	10.0	12	0
Washington	1	0	6	6.0	6	0
Prior	0	3	0	0.0	0	0
COLTS	26	10	322	12.4	49t	1
OPPONENTS	51	7	558	10.9	70t	1

KICKOFF RETURNS	NO.	YDS.	AVG.	LG	TD
Verdin	19	371	19.5	29	0
Bentley	17	328	19.3	29	0
Pruitt	12	257	21.4	49	0
Rison	8	150	18.8	30	0
Hunter	4	58	14.5	19	0
COLTS	60	1164	19.4	49	0
OPPONENTS	63	1208	19.2	48	0

SACKS: Colts 46.0; Opponents 28.0; Hand 10-8.5; Johnson 8.5-72.5; Bickett 8-66; Thompson 7-68; Young 2-18; Herrod 2-14; McDonald 2-13; Larson 1-15; TEAM 1-14; Armstrong 1-8; Banks 1-4; Plummer 1-4; Alston 1-1; Clancy 5-1.5

USUAL STARTERS

PRO BOWLERS IN BOLDFACE

OFFENSE		DEFENSE	
WR	Bill Brooks	LDE	Donnell Thompson
LT	Chris Hinton	NT	Harvey Armstrong
LG	Randy Dixon	RDE	Jon Hand
C	Ray Donaldson	LOLB	Chip Banks
RG	Ben Utt	LILB	Jeff Herrod
RT	Kevin Call	RILB	Fredd Young
TE	Pat Beach	ROLB	Duane Bickett
WR	Andre Rison	LCB	Chris Goode,
QB	Jack Trudeau		John Baylor
RB	Eric Dickerson	RCB	Eugene Daniel
RB	Albert Bentley	SS	Michael Ball
		FS	Mike Prior

PASSING	ATT.	COMP.	YDS.	PCT.	AVG./ATT.	TD	TD%	INT.	INT%	LG	SACKED	RATING
Trudeau	362	190	2317	52.5	6.40	15	4.1	13	3.6	71t	20/125	71.3
Chandler	80	39	537	48.8	6.71	2	2.5	3	3.8	82t	3/17	63.4
Ramsey	50	24	280	48.0	5.60	1	2.0	1	2.0	47t	4/26	63.8
Bentley	1	0	0	0.0	0.00	0	0.0	0	0.0	0	0/0	39.6
Dickerson	0	0	0	0.0	0.00	0	0.0	0	0.0	0	1/6	0.0
COLTS	493	253	3134	51.3	6.36	18	3.7	17	3.4	82t	28/174	69.1
OPPONENTS	556	322	3918	57.9	7.05	15	2.7	21	3.8	58t	46/384	73.0

RECORDS



1990

RECORD: 7-9 COACH: RON MEYER
THIRD – AFC EASTERN DIVISION

HOME: 3-5 AWAY: 4-4

DIV: 3-5 CONF: 5-7 NCONF: 2-2

PRESEASON (0-4)			
DATE	RESULTS	OPPONENT	ATTENDANCE
8/11	L 7-16	DENVER	51,044
8/17	L 10-13	@ Seattle	52,475
8/27	L 16-17	PHILADELPHIA	47,999
8/31	L 14-17	@ New Orleans	54,796

REGULAR SEASON (7-9)			
*Sellout			
DATE	RESULTS	OPPONENT	ATTENDANCE
9/9	L 10-26	@ Buffalo	78,899
9/16	L 14-16	NEW ENGLAND	49,256
9/23	L 10-24	@ Houston	50,093
9/30	W 24-23	@ Philadelphia	62,067
10/7	W 23-19	KANSAS CITY	54,950
10/21	L 17-27	DENVER	*59,850
10/28	L 7-27	MIAMI	*59,213
11/5	L 7-24	NEW YORK GIANTS	*58,688
11/11	W 13-10	@ New England	28,924
11/18	W 17-14	NEW YORK JETS	47,283
11/25	W 34-20	@ Cincinnati	60,051
12/2	L 17-20	@ Phoenix	31,895
12/9	L 7-31	BUFFALO	53,288
12/16	W 29-21	@ New York Jets	41,423
12/22	W 35-28	WASHINGTON	58,173
12/30	L 17-23	@ Miami	59,547

TEAM STATISTICS	COLTS	OPP
TOTAL FIRST DOWNS	245	320
Rushing	81	130
Passing	142	176
Penalty	22	14
3rd Dwn. M/A/Pct.	56/185/30.3	87/204/42.6
4th Dwn. M/A/Pct.	11/18/61.1	7/14/50.0
TOTAL NET YARDS	4155	5614
Avg. Per Game	259.7	350.9
Total Plays	874	1034
Avg. Per Play	4.8	5.4
NET YARDS RUSHING	1282	2212
Avg. Per Game	80.1	138.3
Total Rushes	335	513
NET YARDS PASSING	2873	3402
Avg. Per Game	179.6	212.6
Tackled/Yards Lost	51/424	29/203
Gross Yards	3297	3605
Att./Completions	488/269	492/301
Completion Pct.	55.1	61.2
Had Intercepted	21	9
PUNTS/AVERAGE	72/42.8	58/42.0
NET PUNTING AVG.	37.4	34.4
PENALTIES/YARDS	79/590	104/781
FUMBLES/BALL LOST	23/10	25/15
TOUCHDOWNS	33	36
Rushing	9	12
Passing	22	20
Defense/Kicking	2/0	4/0
TIME OF POSSESSION	26:27	33:33

SCORE BY PERIODS	1	2	3	4	TOTAL
COLTS	47	68	85	81	281
OPPONENTS	87	128	43	95	353

SCORING	TDR	TDP	TDRT	PAT	FG	S	TP
Biasucci				32-33	17-24		83
Bentley	4	2					36
Hester		6					36
Brooks		5					30
Morgan		5					30
Dickerson	4						24
Johnson		2					12
Beach		1					6
George		1					6
Goode			1				6
Grant			1				6
Verdin		1					6
COLTS	9	22	2	32-33	17-24	0	281
OPPONENTS	12	20	4	35-36	32-43	3	353

FGS	1-19	20-29	30-39	40-49	50+	TOT.
Biasucci	1-1	5-6	7-8	2-4	2-5	17-24
COLTS	1-1	5-6	7-8	2-4	2-5	17-24
OPP.	0-0	11-11	13-17	5-10	3-5	32-43

Biasucci:	(24,29)	(1)	(33)	(41)	(38,21,42,18)	(32,43)
	(1)	(1)	(54,38)	(52,38)	(51,22,26)	(49,52)
			(35,20,37)	(1)	(39,55)	

OPP.:	(29,44,31,37,43,47)	(49,39,27,25)	(36,30)
	(22,49,44,31)	(37,39,32,44,35)	(39,32,42)
	(34,53)	(23,50)	(29)
	(32,21,29,40)	(1)	
	(32,39)	(25)	(40)
	(50,53,56,29,27)	(36)	

RUSHING	NO.	YDS.	AVG.	LG	TD
Dickerson	166	677	4.1	43	4
Bentley	137	556	4.1	26t	4
Trudeau	10	28	2.8	9	0
Clark	7	10	1.4	11	0
Hester	4	9	2.3	10	0
George	11	2	0.2	6	1
COLTS	335	1282	3.8	43	9
OPPONENTS	513	2212	4.3	32	12

RECEIVING	NO.	YDS.	AVG.	LG	TD
Bentley	71	664	9.4	73	2
Brooks	62	823	13.3	75	5
Hester	54	924	17.1	64t	6
Morgan	23	364	15.8	42t	5
Dickerson	18	92	5.1	17	0
Verdin	14	178	12.7	45	1
Beach	12	124	10.3	21	1
Johnson	5	32	6.4	15t	2
Clark	5	23	4.6	11	0
Simmons	4	33	8.3	12	0
Prior	1	40	40.0	40	0
COLTS	269	3297	12.3	75	22
OPPONENTS	301	3605	12.0	66	20

INTERCEPTIONS	NO.	YDS.	AVG.	LG	TD
Prior	3	66	22.0	36	0
Taylor	2	51	25.5	40	0
Grant	1	25	25.0	25t	1
Herrod	1	12	12.0	12	0
Goode	1	10	10.0	10	0
Bickett	1	9	9.0	9	0
COLTS	9	173	19.2	40	1
OPPONENTS	21	221	10.5	35t	1

PUNTING NO.	YDS.	AVG.	TB	IN20	LG	BLK.
Stark	71	3084	43.4	3	24	61
COLTS	72	3084	43.4	3	24	61
OPPONENTS	58	2435	42.0	2	13	68

PUNT RETURNS	NO.	FC	YDS.	AVG.	LG	TD
Verdin	31	3	396	12.8	36	0
Grant	2	0	6	3.0	6	0
Prior	2	6	0	0.0	0	0
Daniel	1	0	0	0.0	0	0
COLTS	36	9	402	11.2	36	0
OPPONENTS	42	15	334	8.0	32	0

KICKOFF RETURNS	NO.	YDS.	AVG.	LG	TD
Simmons	19	348	18.3	34	0
Verdin	18	350	19.4	44	0
Grant	15	280	18.7	29	0
Bentley	11	211	19.2	36	0
Ball	1	0	0.0	0	0
Jarvis	1	0	0.0	0	0
COLTS	65	1189	18.3	44	0
OPPONENTS	49	961	19.6	38	0

SACKS: Colts 29.0; Opponents 51.0; Clancy 7.5-57; Herrod 4.5-35.5; Banks 4.5-25.5; Hand 3.5-27.5; Bickett 3.5-15; Faulkner 2-17; Siragusa 2-12; Thompson 1.5-13.5

USUAL STARTERS PRO BOWLERS IN BOLDFACE

OFFENSE	DEFENSE
WR Bill Brooks	LDE Donnell Thompson
LT Zeffeross Moss	NT Harvey Armstrong
LG Randy Dixon	RDE Jon Hand
C Ray Donaldson	LOLB Chip Banks
RG Brian Baldinger	LILB Jeff Herrod
	Pat Tomberlin
	RILB Freddie Young
RT Kevin Call	ROLB Duane Bickett
	Brian Baldinger
TE Pat Beach	LCB Chris Goode
	Eugene Daniel
WR Jessie Hester	SS Keith Taylor
QB Jeff George	FS Mike Prior
RB Eric Dickerson	P Rohn Stark
RB Albert Bentley	KR Clarence Verdin

PASSING	ATT.	COMP.	YDS.	PCT.	AVG./ATT.	TD	TD%	INT.	INT%	LG	SACKED	RATING
George	334	181	2152	54.2	6.44	16	4.8	13	3.9	75	37/320	73.8
Trudeau	144	84	1078	58.3	7.49	6	4.2	6	4.2	73	14/104	78.4
Ferguson	8	2	21	25.0	2.63	0	0.0	2	25.0	13	0/0	0.0
Herrmann	1	1	6	100.0	6.00	0	0.0	0	0.0	6	0/0	91.7
Stark	1	1	40	100.0	40.00	0	0.0	0	0.0	40	0/0	118.8
COLTS	488	269	3297	55.1	6.76	22	4.5	21	4.3	75	51/424	73.3
OPPONENTS	492	301	3605	61.2	7.33	20	4.1	9	1.8	66	29/203	89.5

RECORDS



1991

RECORD: 1-15 COACH: RON MEYER (5), RICK VENTURI (11)

FIFTH – AFC EASTERN DIVISION

HOME: 0-8 AWAY: 1-7

DIV: 1-7 CONF: 1-11 NCONF: 0-4

PRESEASON (1-3)			
DATE	RESULTS	OPPONENT	ATTENDANCE
8/2	L 3-10	@ Denver	75,375
8/10	L 7-17	SEATTLE	47,943
8/17	W 34-28	NEW ORLEANS	45,963
8/23	L 21-23	@ Philadelphia	52,687

REGULAR SEASON (1-15)			
DATE	RESULTS	OPPONENT	ATTENDANCE
9/1	L 7-16	NEW ENGLAND	49,961
9/8	L 6-17	@ Miami	51,155
9/15	L 0-16	@ Los Angeles Raiders	40,287
9/22	L 24-33	DETROIT	53,396
9/29	L 3-31	@ Seattle	56,656
10/6	L 3-21	PITTSBURGH	55,383
10/13	L 6-42	@ Buffalo	79,015
10/20	L 6-17	NEW YORK JETS	53,025
11/3	L 6-10	MIAMI	58,899
11/10	W 28-27	@ New York Jets	44,792
11/17	L 17-31	CHICAGO	*60,519
11/24	L 10-14	Green Bay @ Milw.	42,132
12/1	L 0-31	CLEVELAND	*57,539
12/8	L 17-23 OT	@ New England	20,131
12/15	L 7-35	BUFFALO	48,286
12/22	L 3-17	@ Tampa Bay	28,043

*Sellout			
DATE	RESULTS	OPPONENT	ATTENDANCE
9/1	L 7-16	NEW ENGLAND	49,961
9/8	L 6-17	@ Miami	51,155
9/15	L 0-16	@ Los Angeles Raiders	40,287
9/22	L 24-33	DETROIT	53,396
9/29	L 3-31	@ Seattle	56,656
10/6	L 3-21	PITTSBURGH	55,383
10/13	L 6-42	@ Buffalo	79,015
10/20	L 6-17	NEW YORK JETS	53,025
11/3	L 6-10	MIAMI	58,899
11/10	W 28-27	@ New York Jets	44,792
11/17	L 17-31	CHICAGO	*60,519
11/24	L 10-14	Green Bay @ Milw.	42,132
12/1	L 0-31	CLEVELAND	*57,539
12/8	L 17-23 OT	@ New England	20,131
12/15	L 7-35	BUFFALO	48,286
12/22	L 3-17	@ Tampa Bay	28,043

TEAM STATISTICS	COLTS	OPP
TOTAL FRST DOWNS	236	305
Rushing	55	140
Passing	163	152
Penalty	18	13
3rd Dwn. M/A/Pct.	65/208/31.3	98/199/49.2
4th Dwn. M/A/Pct.	10/25/40.0	7/11/63.6
TOTAL NET YARDS	3748	5127
Avg. Per Game	234.3	320.4
Total Plays	923	961
Avg. Per Play	4.1	5.3
NET YARDS RUSHING	1169	2327
Avg. Per Game	73.1	145.4
Total Rushes	354	544
NET YARDS PASSING	2579	2800
Avg. Per Game	161.2	175.0
Tackled/Yards Lost	57/487	29/202
Gross Yards	3066	3002
Att./Completions	512/305	388/240
Completion Pct.	59.6	61.9
Had Intercepted	16	15
PUNTS/AVERAGE	82/42.6	59/41.4
NET PUNTING AVG.	34.8	36.2
PENALTIES/YARDS	85/689	88/645
FUMBLES/BALL LOST	32/15	21/13
TOUCHDOWNS	14	47
Rushing	3	23
Passing	10	22
Defense/Kicking	0/1	1/1
TIME OF POSSESSION	28:05	31:55

SCORE BY PERIODS	1	2	3	4	OT	TOTAL
COLTS	24	54	27	38	0	143
OPPONENTS	96	106	88	85	6	381

SCORING	TDR	TDP	TDR/T	PAT	FG	S	TP
Biasucci			14-14	15-26			59
Hester	5						30
Brooks	4						24
Dickerson	2	1					18
Manoa	1						6
Verdin			1				6
COLTS	3	10	1	14-14	15-26	0	143
OPPONENTS	23	22	2	46-46	17-23	1	381

FGS	1-19	20-29	30-39	40-49	50+	TOT.
Biasucci	1-1	5-5	3-4	5-13	1-3	15-26
COLTS	1-1	5-5	3-4	5-13	1-3	15-26
OPP.	2-2	5-7	6-7	4-7	0-0	17-23

Biasucci:	(44,52,42,48)	(48,21)	(37,47)	(20)	(54)
	(19,54)	(26,29)	(42,34,49)	(45,47,25)	(1)
	(47)	(35,40)	(43,40)	(39)	
OPP.:	(35,39,36)	(48)	(33,41,33)	(48,19)	(41)
	(19)	(35,45,37)	(22,44,22,25)	(21)	(41,25)
	(24)	(1)	(28)		

RUSHING	NO.	YDS.	AVG.	LG	TD
Dickerson	167	536	3.2	28	2
Clark	114	366	3.2	25	0
Manoa	27	144	5.3	44	1
Johnson	22	94	4.3	15	0
George	16	36	2.3	13	0
Perkins	4	11	2.8	4	0
Verdin	1	4	4.0	4	0
Herrmann	1	-1	-1.0	-1	0
Huffman	1	-8	-8.0	-8	0
Stark	1	-13	-13.0	-13	0
COLTS	354	1169	3.3	44	3
OPPONENTS	544	2327	4.3	78t	23

RECEIVING	NO.	YDS.	AVG.	LG	TD
Brooks	72	888	12.3	46	4
Hester	60	753	12.6	49t	5
Johnson	42	344	8.2	24	0
Dickerson	41	269	6.6	26	1
Clark	33	245	7.4	23	0
Verdin	21	214	10.2	28	0
Mrosko	8	90	11.3	20	0
Bentley	7	42	6.0	11	0
Martin	5	79	15.8	25	0
Beach	5	56	11.2	27	0
Huffman	3	14	4.7	7	0
Perkins	3	-2	-0.7	3	0
Manoa	2	5	2.5	5	0
Thornton	1	38	38.0	38	0
Cash	1	18	18.0	18	0
Coley	1	13	13.0	13	0
COLTS	305	3066	10.1	49t	10
OPPONENTS	240	3002	12.5	84t	22

INTERCEPTIONS	NO.	YDS.	AVG.	LG	TD
Baylor	4	50	12.5	32	0
Prior	3	50	16.7	37	0
Daniell	3	22	7.3	12	0
Goode	2	27	13.5	27	0
Radecki	1	26	26.0	26	0
Herrod	1	25	25.0	25	0
Holloway	1	4	4.0	4	0
Taylor	0	-2	0.0	-2	0
COLTS	15	202	13.5	37	0
OPPONENTS	16	184	11.5	58	1

PUNTING NO.	YDS.	AVG.	TB	IN20	LG	BLK.
Stark	82	3492	42.6	6	14	65
COLTS	82	3492	42.6	6	14	65
OPPONENTS	59	2444	41.4	7	15	63

PUNT RETURNS	NO.	FC	YDS.	AVG.	LG	TD
Verdin	25	10	165	6.5	22	0
Grant	2	2	6	3.0	6	0
Prior	0	2	0	0.0	0	0
COLTS	27	14	171	6.3	22	0
OPPONENTS	47	14	516	11.0	59t	1

KICKOFF RETURNS	NO.	YDS.	AVG.	LG	TD
Verdin	36	689	19.1	88t	1
Martin	12	305	25.4	38	0
Grant	3	20	6.7	10	0
McCloughan	2	35	17.5	19	0
McDonald	1	3	3.0	3	0
Mrosko	1	9	9.0	9	0
COLTS	55	1061	19.3	88t	1
OPPONENTS	33	573	17.4	50	0

SACKS: Colts 29.0; Opponents 57.0; Thompson 5-40; Hand 5-38; Bickett 5-30; Herrod 2.5-22.5; Clancy 2.5-17.5; Goode 2-13; Siragusa 2-12; anks 1-11; Curry 1-7; Holloway 1-7; Ball 1-2; Baylor 1-2

USUAL STARTERS		OFFENSE	DEFENSE
WR	Bill Brooks	LDE	Donnell Thompson
LT	Zefross Moss	NT	Travis Davis,
LG	Randy Dixon		Tony Siragusa
C	Brian Baldinger	RDE	Jon Hand
RG	William Schultz	LLOLB	Chip Banks
RT	Kevin Call	LLOLB	Scott Radecki
TE	Pat Beach	RILB	Jeff Herrod
WR	Jessie Hester	ROLB	Duane Bickett
QB	Jeff George	LCB	Chris Goode
RB	Eric Dickerson	RCB	Eugene Daniel
RB	Ken Clark,	SS	Michael Ball
	Anthony Johnson	FS	Keith Taylor

PASSING	ATT.	COMP.	YDS.	PCT.	AVG./ATT.	TD	TD%	INT.	INT%	LG	SACKED	RATING
George	485	292	2910	60.2	6.00	10	2.1	12	2.5	49t	56/481	73.8
Herrmann	19	11	137	57.9	7.21	0	0.0	3	15.8	26t	0/0	40.8
Trudeau	7	2	19	28.6	2.71	0	0.0	1	14.3	11t	1/6	40.8
Hilger	1	0	0	0.0	0.00	0	0.0	0	0.0	0	0/0	39.6
COLTS	512	305	3066	59.6	5.99	10	2.0	16	3.1	49t	57/487	70.2
OPPONENTS	388	240	3002	61.9	7.74	22	5.7	15	3.9	84t	29/202	88.7

RECORDS



1992

RECORD: 9-7 COACH: TED MARCHIBRODA
THIRD – AFC EASTERN DIVISION
HOME: 4-4 AWAY: 5-3
DIV: 5-3 CONF: 7-7 NCONF: 2-0

PRESEASON (2-2)				
DATE	RESULTS	OPPONENT	ATTENDANCE	
8/8	W 34-14	NEW ENGLAND	42,786	
8/15	L 10-27	SEATTLE	43,727	
8/22	L 0-20	@ Cincinnati	55,362	
8/28	W 21-10	@ Kansas City	65,557	

REGULAR SEASON (9-7)				
*Sellout	DATE	RESULTS	OPPONENT	ATTENDANCE
	9/6	W 14-3	CLEVELAND	50,766
	9/13	L 10-20	HOUSTON	44,851
	9/20	L 0-38	@ Buffalo	77,781
	10/4	W 24-14	@ Tampa Bay	56,585
	10/11	W 6-3 OT	NEW YORK JETS	48,393
	10/18	L 14-34	SAN DIEGO	48,552
	10/25	W 31-20	@ Miami	61,117
	11/1	L 0-26	@ San Diego	40,324
	11/8	L 0-28	MIAMI	*59,892
	11/15	L 34-37 OT	NEW ENGLAND	42,631
	11/22	L 14-30	@ Pittsburgh	51,101
	11/29	W 16-13 OT	BUFFALO	50,221
	12/6	W 6-0	@ New England	19,429
	12/13	W 10-6	@ New York Jets	33,684
	12/20	W 16-13	PHOENIX	46,763
	12/27	W 21-17	@ Cincinnati	47,837

TEAM STATISTICS	COLTS	OPP
TOTAL FIRST DOWNS	267	314
Rushing	70	129
Passing	174	164
Penalty	23	21
3rd Dwn. M/A/Pct.	75/210/35.7	70/197/35.5
4th Dwn. M/A/Pct.	5/8/62.5	6/15/40.0
TOTAL NET YARDS	4368	5074
Avg. Per Game	273.0	317.1
Total Plays	969	1004
Avg. Per Play	4.5	5.1
NET YARDS RUSHING	1102	2174
Avg. Per Game	68.9	135.9
Total Rushes	379	495
NET YARDS PASSING	3266	2900
Avg. Per Game	204.1	181.3
Tackled/Yards Lost	44/318	39/336
Gross Yards	3584	3236
Att./Completions	546/305	470/260
Completion Pct.	55.9	55.3
Had Intercepted	26	20
PUNTS/AVERAGE	83/44.8	71/42.5
NET PUNTING AVG.	39.3	37.3
PENALTIES/YARDS	122/958	101/838
FUMBLES/BALL LOST	24/11	28/15
TOUCHDOWNS	24	34
Rushing	8	16
Passing	13	14
Defense/Kicking	1/2	4/0
TIME OF POSSESSION	28:17	31:43

SCORE BY PERIODS	1	2	3	4	TOTAL	
COLTS	38	29	58	85	6	216
OPPONENTS	80	71	69	79	3	302

SCORING	TDR	TDP	TDR/T	PAT	FG	S	TP
Biasucci					24-24	16-29	72
Culver	7	2					54
Cash		3					18
Johnson		3					12
Verdin			2				12
Arbuckle		1					6
Brooks		1					6
Emtman				1			6
George	1						6
Hester		1					6
Langhome		1					6
Schultz		1					6
COLTS	8	13	3	24-24	16-29	0	216
OPPONENTS	16	14	4	33-34	21-28	1	302

FGS	1-19	20-29	30-39	40-49	50+	TOT.
Biasucci	0-0	3-3	6-11	6-12	1-3	16-29
COLTS	0-0	3-3	6-11	6-12	1-3	16-29
OPP.	2-2	8-9	6-10	3-4	2-3	21-28

Biasucci:	I	(37)	(48)	(45)	(45, 38, 31, 47, 47)	(44)
	(31, 45, 32)	I	I	(35, 42, 48, 33)	I	
	(52, 37, 52, 23, 40)	(31, 30, 48)	(31)			
	(26, 59, 28, 42)	I				
OPP.:	(38, 20)	(27, 29, 20)	(39, 52)	(49)	(35)	
	(23, 27)	I	(33)	(54)	(36, 44, 18)	(31, 23, 36)
	(52, 44)	(37)	(32, 35, 19)	(28, 48)	(25)	

RUSHING	NO.	YDS.	AVG.	LG	TD
Johnson	178	592	3.3	19	0
Culver	121	321	2.7	36†	7
Clark	40	134	3.4	13	0
George	14	26	1.9	13	1
Brooks	2	14	7.0	8	0
Carthon	4	9	2.3	5	0
Trudeau	13	6	0.5	5	0
Tupa	3	9	3.0	10	0
Herrmann	3	-2	-0.7	0	0
Langhome	1	-7	-7.0	-7	0
COLTS	379	1102	2.9	36†	8
OPPONENTS	495	2174	4.4	35†	16

RECEIVING	NO.	YDS.	AVG.	LG	TD
Langhome	65	811	12.5	34	1
Hester	52	792	15.2	81	1
Johnson	49	517	10.6	57†	3
Brooks	44	468	10.6	26	1
Cash	43	521	12.1	41	3
Culver	26	210	8.1	27	2
Arbuckle	13	152	11.7	23†	1
Clark	5	46	9.2	17	0
Verdin	3	37	12.3	21	0
Carthon	3	10	3.3	6	0
Prior	1	17	17.0	17	0
Schultz	1	3	3.0	3†	1
COLTS	305	3584	11.8	81	13
OPPONENTS	260	3236	12.4	69†	14

INTERCEPTIONS	NO.	YDS.	AVG.	LG	TD
Prior	6	44	7.3	19	0
Belser	3	27	9.0	21	0
Goode	2	93	46.5	47	0
Stargell	2	26	13.0	15	0
Emtman	1	90	90.0	90†	1
Bickett	1	14	14.0	14	0
Herrod	1	4	4.0	4	0
Banks	1	3	3.0	3	0
Baylor	1	1	1.0	1	0
Daniel	1	0	0.0	0	0
Radecic	1	0	0.0	0	0
COLTS	20	302	15.1	90†	1
OPPONENTS	26	461	17.7	82†	4

PUNTING NO.	YDS.	AVG.	TB	IN20	LG	BLK.
Prior	83	3716	44.8	7	22	64
COLTS	83	3716	44.8	7	22	64
OPPONENTS	71	3021	42.5	5	24	61

PUNT RETURNS	NO.	FC	YDS.	AVG.	LG	TD
Verdin	24	12	268	11.2	84†	2
Prior	1	12	7	7.0	7	0
COLTS	25	24	275	11.0	84†	2
OPPONENTS	45	18	313	7.0	24	0

KICKOFF RETURNS	NO.	YDS.	AVG.	LG	TD
Verdin	39	815	20.9	42	0
Ambrose	8	126	15.8	26	0
Clark	3	54	18.0	20	0
Vanderbeek	1	6	6.0	6	0
COLTS	51	1001	19.6	42	0
OPPONENTS	36	630	17.5	34	0

SACKS: Colts 39.0; Opponents 44.0; Banks 9-53; Bickett 6.5-47.5; Clancy 4.5-55.5; Baylor 3-53; Emtman 3-29; Siragusa 3-24; Coryatt 2-21; Herrod 2-21; Daniel 2-6; McCoy 1-10; Walker 1-9; Hand 1-5; McClendon 1-2

USUAL STARTERS

PRO BOWLERS IN BOLDFACE

OFFENSE		DEFENSE	
WR	Reggie Langhome	LDE	Steve Emtman
LT	Zeffross Moss	NT	Tony Siragusa
LG	Randy Dixon	ROE	Jon Hand
C	Ray Donaldson	LOLB	Chip Banks
RG	Ron Solt	LILB	Scott Radecic
RT	Kevin Call	RCB	Quentin Coryatt
TE	Kerry Cash	RILB	Jeff Herrod
WR	Jessie Hester	ROLB	Duane Bickett
QB	Jeff George	LCB	Chris Goode
RB	Anthony Johnson	RCB	Eugene Daniel
WR	Bill Brooks	SS	John Baylor
		FS	Mike Prior
		P	Rohn Stark
		KR	Clarence Verdin

PASSING	ATT.	COMP.	YDS.	PCT.	AVG./ATT.	TD	TD%	INT.	INT%	LG	SACKED	RATING
George	306	167	1963	54.6	6.42	7	2.3	15	4.9	57†	27/188	61.5
Trudeau	181	105	1271	58.0	7.02	4	2.2	8	4.4	81†	11/85	68.6
Tupa	33	17	156	51.5	4.73	1	3.0	2	6.1	19†	5/40	49.6
Herrmann	24	15	177	62.5	7.38	1	4.2	1	4.2	27†	1/5	81.4
Stark	1	1	17	100.0	17.00	0	0.0	0	0.0	17†	0/0	118.8
Johnson	1	0	0	0.0	0.00	0	0.0	0	0.0	0	0/0	39.6
COLTS	546	305	3584	55.9	6.56	13	2.4	26	4.8	81†	44/318	64.1
OPPONENTS	470	260	3236	55.3	6.89	14	3.0	20	4.3	69†	39/336	69.1

RECORDS



1993

RECORD: 4-12 COACH: TED MARCHBRODA

FIFTH – AFC EASTERN DIVISION

HOME: 2-6 AWAY: 2-6

DIV: 2-6 CONF: 4-8 NCONF: 0-4

PRESEASON (2-2)			
DATE	RESULTS	OPPONENT	ATTENDANCE
8/7	W 16-13	@ Seattle	45,055
8/14	L 7-24	CINCINNATI	42,792
8/20	W 18-7	LOS ANGELES	43,642
8/27	L 10-41	@ Green Bay	56,811

REGULAR SEASON (4-12)			
*Sellout			
DATE	RESULTS	OPPONENT	ATTENDANCE
9/5	L 20-24	MIAMI	51,858
9/12	W 9-6	@ Cincinnati	50,299
9/26	W 23-10	CLEVELAND	*59,654
10/3	L 13-35	@ Denver	74,958
10/10	L 3-27	DALLAS	*60,453
10/24	W 27-41	@ Miami	57,301
10/31	W 9-6	NEW ENGLAND	46,522
11/7	L 24-30	@ Washington	50,523
11/14	L 17-31	NEW YORK JETS	47,351
11/21	L 9-23	@ Buffalo	79,101
11/29	L 0-31	SAN DIEGO	54,110
12/5	W 9-6	@ New York Jets	45,799
12/12	L 6-20	@ New York Giants	70,411
12/19	L 10-20	PHILADELPHIA	44,952
12/26	L 0-38	@ New England	26,571
1/2	L 10-30	BUFFALO	43,028

TEAM STATISTICS	COLTS	OPP
TOTAL FIRST DOWNS	269	334
Rushing	71	151
Passing	180	166
Penalty	18	17
3rd Dwn. M/A/Pct.	61/209/29.2	85/206/41.3
4th Dwn. M/A/Pct.	9/22/40.9	8/12/66.7
TOTAL NET YARDS	4705	5638
Avg. Per Game	294.1	352.4
Total Plays	988	1050
Avg. Per Play	4.8	5.4
NET YARDS RUSHING	1288	2521
Avg. Per Game	80.5	157.6
Total Rushes	365	575
NET YARDS PASSING	3417	3117
Avg. Per Game	213.6	194.8
Tackled/Yards Lost	29/206	21/121
Gross Yards	3623	3238
Att./Completions	594/332	454/270
Completion Pct.	55.9	59.5
Had Intercepted	15	10
PUNTS/AVERAGE	83/43.3	71/40.2
NET PUNTING AVG.	35.9	36.1
PENALTIES/YARDS	94/685	87/610
FUMBLES/BALL LOST	34/20	25/11
TOUCHDOWNS	16	45
Rushing	4	20
Passing	10	22
Defense/Kicking	1/1	2/1
TIME OF POSSESSION	27:55	32:05

SCORE BY PERIODS	1	2	3	4	TOTAL
COLTS	19	60	29	81	189
OPPONENTS	96	96	98	88	378

PASSING	ATT.	COMP.	YDS.	PCT.	AVG./ATT.	TD	TD%
George	407	234	2526	57.5	6.21	8	2.0
Trudeau	162	85	992	52.5	6.12	2	1.2
Majkowski	24	13	105	54.2	4.38	0	0.0
Johnson	1	0	0	0.0	0.00	0	0.0
COLTS	594	332	3623	55.9	6.10	10	1.7
OPPONENTS	454	270	3238	59.5	7.13	22	4.8

SCORING	TDR	TDP	TDRT	PAT	FG	S	TP
Biasucci					15-16	26-31	93
Culver	3	1	1				30
Cash							18
Langhorne							18
Dawkins							6
Herrod				1			6
Hester							6
Johnson	1						6
Verdin							6
COLTS	4	10	2	15-16	26-31	0	189
OPPONENTS	20	22	3	43-45	21-30	1	378

FGS	1-19	20-29	30-39	40-49	50+	TOT.
Biasucci	1-1	14-14	7-8	3-6	1-2	26-31
COLTS	1-1	14-14	7-8	3-6	1-2	26-31
OPP.	2-2	9-9	7-9	3-6	0-4	21-30

Biasucci:	(48 26 33)	(53 31 39 42)	(27 19 26)
	(28 28)	(27 42)	(27 38 37)
	(22)	(41)	
COLTS	(26 22 37)	(53)	(42 24 38)
	(21 26)	(39)	
	(1 22 49)		
OPP.:	(20)	(35 23 35)	(32 52)
	(53)	(30 32)	
	(23 39 37)	(40 45 26)	(24)
	(22)	(55)	(36)
	(52 28 19 48)	(1 21 25)	(19)
	(39 49 40 40)		

RUSHING	NO.	YDS.	AVG.	LG	TD
Potts	179	711	4.0	34	0
Johnson	95	331	3.5	14	1
Culver	65	150	2.3	9	3
George	13	39	3.0	14	0
Verdin	3	33	11.0	29	0
Stark	1	11	11.0	11	0
Toner	2	6	3.0	6	0
Majkowski	2	4	2.0	4	0
Trudeau	5	3	0.6	2	0
COLTS	365	1288	3.5	34	4
OPPONENTS	575	2521	4.4	57t	20

RECEIVING	NO.	YDS.	AVG.	LG	TD
Langhorne	85	1038	12.2	72t	3
Hester	64	835	13.0	58	1
Johnson	55	443	8.1	36	0
Cash	43	402	9.3	37	3
Dawkins	26	430	16.5	68	1
Potts	26	189	7.3	24	0
Arbuckle	15	90	6.0	23	0
Culver	11	112	10.2	26	1
Cox	4	59	14.8	24	0
Verdin	2	20	10.0	19	1
Toner	1	5	5.0	5	0
COLTS	332	3623	10.9	72t	10
OPPONENTS	270	3238	12.0	77	22

INTERCEPTIONS	NO.	YDS.	AVG.	LG	TD
Buchanan	4	45	11.3	28	0
Baylor	3	11	3.7	7	0
Herrod	1	29	29.0	29	0
Daniel	1	17	17.0	17	0
Belser	1	14	14.0	11	0
COLTS	10	116	11.6	29	0
OPPONENTS	15	247	16.5	56t	1

PUNTING NO.	YDS.	AVG.	TB	IN20	LG	BLK.
Stark	83	3595	43.3	13	18	65
COLTS	83	3595	43.3	13	18	65
OPPONENTS	71	2855	40.2	6	30	59

PUNT RETURNS	NO.	FC	YDS.	AVG.	LG	TD
Verdin	30	17	173	5.8	24	0
COLTS	30	17	173	5.8	24	0
OPPONENTS	41	12	352	8.6	71t	1

KICKOFF RETURNS	NO.	YDS.	AVG.	LG	TD
Verdin	50	1050	21.0	38	0
Culver	3	51	17.0	20	0
Butcher	2	2	1.0	2	0
Cash	1	11	11.0	11	0
Radecic	1	10	10.0	10	0
COLTS	57	1124	19.7	38	0
OPPONENTS	37	551	14.9	37	0

SACKS: Colts 21.0; Opponents 29.0; Hand 5.5-31; Bickett 3.5-22; Herrod 2-19; Peguese 2-12; Siragusa 1.5-5.5; McClendon 1.5-4.5; Emtman 1-8; Stargell 1-8; Sims 1-7; Clancy 1-3; Coryatt 1-0

USUAL STARTERS

OFFENSE		DEFENSE	
WR Reggie Langhorne	LDE Skip McClendon		
LT Will Wolford	LDT Sam Clancy		
LG Randy Dixon	RDT Tony Siragusa		
C Kirk Lowdermilk	RDE Jon Hand		
RG William Schultz	SLB Duane Bickett		
RT Zefross Moss	MLB Quentin Coryatt		
TE Kerry Cash	WLB Jeff Herrod		
WR Jessie Hester	LCB Chris Gooden		
QB Jeff George	RCB Eugene Daniel		
RB Anthony Johnson	SS John Baylor		
RB Roosevelt Potts	FS Jason Belser		

INT.	INT%	LG	SACKED	RATING
6	1.5	72t	26/190	76.3
7	4.3	68t	2/11	57.4
1	4.2	17t	1/5	48.1
1	100.0	0	0/0	0.0
15	2.5	72t	29/206	69.2
10	2.2	77t	21/211	88.3

RECORDS



1994

RECORD: 8-8 COACH: TED MARCHIBRODA
THIRD – AFC EASTERN DIVISION
HOME: 5-3 AWAY: 3-5
DIV: 4-4 CONF: 8-6 NCONF: 0-2

PRESEASON (4-0)				
DATE	RESULTS	OPPONENT	ATTENDANCE	
8/5	W 13-9	SEATTLE	40,469	
8/13	W 26-21	@ Cincinnati	49,089	
8/20	W 17-14	@ Pittsburgh	45,650	
8/25	W 24-7	CLEVELAND	39,052	

REGULAR SEASON (8-8)				
*Sellout				
DATE	RESULTS	OPPONENT	ATTENDANCE	
9/4	W 45-21	HOUSTON	47,372	
9/11	L 10-24	@ Tampa Bay	36,631	
9/18	L 21-31	@ Pittsburgh	54,040	
9/25	L 14-21	CLEVELAND	55,821	
10/2	W 17-15	SEATTLE	49,876	
10/9	L 6-16	@ New York Jets	64,934	
10/16	W 27-17	@ Buffalo	79,404	
10/23	L 27-41	WASHINGTON	*57,879	
10/30	W 28-25	NEW YORK JETS	44,350	
11/6	L 21-22	@ Miami	71,158	
11/20	W 17-13	@ Cincinnati	55,566	
11/27	L 10-12	NEW ENGLAND	43,839	
12/4	W 31-19	@ Seattle	39,574	
12/11	L 13-28	@ New England	57,656	
12/18	W 10-6	MIAMI	*58,867	
12/24	W 10-9	BUFFALO	38,458	

TEAM STATISTICS			COLTS	OPP
TOTAL RUSHING DOWNS			252	311
Rushing			108	98
Passing			126	192
Penalty			18	21
3rd Dwn. M/A/Pct.			70/198/35.4	115/251/45.8
4th Dwn. M/A/Pct.			12/17/70.6	13/23/56.5
TOTAL NET YARDS			4413	5325
Avg. Per Game			275.8	332.8
Total Plays			899	1090
Avg. Per Play			4.9	4.9
NET YARDS RUSHING			2060	1646
Avg. Per Game			128.8	102.9
Total Rushes			495	463
NET YARDS PASSING			2353	3679
Avg. Per Game			147.1	229.9
Tackled/Yards Lost			28/166	29/218
Gross Yards			2519	3897
Att./Completions			376/217	598/354
Completion Pct.			57.7	59.2
Had Intercepted			14	18
PUNTS/AVERAGE			74/41.8	72/42.2
NET PUNTING AVG.			34.1	35.6
PENALTIES/YARDS			82/658	110/824
FUMBLES/BALL LOST			30/17	21/10
TOUCHDOWNS			37	34
Rushing			15	8
Passing			15	24
Defense/Kicking			5/2	2/0
TIME OF POSSESSION			28:31	31:29

SCORE BY PERIODS	1	2	3	4	TOTAL
COLTS	82	86	73	66	307
OPPONENTS	48	81	59	132	320

SCORING	TDR	TDP	TDR/T	PAT	FG	S	TP
Biasucci				37-37	16-24		85
Faulk	11	1					72
Turner		6					36
Dawkins		5					30
Buchanan			3				18
Majkowski	3						18
Potts	1	1					12
Bennett				1			6
Brewer				1			6
Cash				1			6
Coryatt				1			6
Humphrey				1			6
Jackson				1			6
COLTS	15	15	7	37-37	16-24	0	307
OPPONENTS	8	24	2	29-29	27-34	1	320

2-POINT: Colts 0-0; Opponent 2-5

FGS	1-19	20-29	30-39	40-49	50+	TOT.
Biasucci	1-1	5-5	3-7	5-9	2-2	16-24
COLTS	1-1	5-5	3-7	5-9	2-2	16-24
OPP.	1-1	12-12	7-10	7-10	0-1	27-34

Biasucci:	(42)	(26)	(1)	(46)	(45)	(37,44,35)	(43,33)
	(50,28)	(1)	(32b)	(35)	(42,50)	(21)	(27,47)
	(40b,42,19)	(9)	(38b,31)	(22)			
OPP.:	(55)	(47)	(46)	(1)	(42,43,45)	(27,42,37)	(23)
	(21,27)	(26)	(33,31,20,34)	(29,46,34)			
	(22,37,25,42)	(37,31)	(36)	(33,19)			
	(49,20,21,24,46)						

RUSHING	NO.	YDS.	AVG.	LG	TD
Faulk	314	1282	4.1	52	11
Potts	77	336	4.4	52	1
Harbaugh	39	223	5.7	41	0
Humphrey	18	85	4.7	27	0
Warren	18	80	4.4	34	0
Majkowski	24	34	1.4	10	3
Nagle	1	12	12.0	12	0
Toner	1	11	11.0	11	0
Turner	3	-3	-1.0	5	0
COLTS	495	2060	4.2	52	15
OPPONENTS	463	1646	3.6	40	8

RECEIVING	NO.	YDS.	AVG.	LG	TD
Turner	52	593	11.4	28	6
Faulk	52	522	10.0	85t	1
Dawkins	51	742	14.5	49	5
Potts	26	251	9.7	30	1
Cash	16	190	11.9	24	1
Jackson	8	97	12.1	22	1
Warren	3	47	15.7	29	0
Humphrey	3	19	6.3	12	0
Bailey	2	30	15.0	23	0
Baker	2	15	7.5	10	0
Arbuckle	1	7	7.0	7	0
Etheredge	1	6	6.0	6	0
COLTS	217	2519	11.6	85t	15
OPPONENTS	354	3897	11.0	65t	24

INTERCEPTIONS	NO.	YDS.	AVG.	LG	TD
Buchanan	8	221	27.6	90t	3
Tate	3	51	17.0	30	0
Ambrose	2	50	25.0	42	0
Daniel	2	6	3.0	6	0
Belser	1	31	31.0	31	0
Humphrey	1	1	1.0	1	0
Watts	1	0	0.0	0	0
COLTS	18	360	20.0	90t	3
OPPONENTS	14	174	12.4	39	2

PUNTING NO.	YDS.	AVG.	TB	IN20	LG	BLK.
Starik	73	3092	42.4	10	22	60
COLTS	74	3092	41.8	10	22	60
OPPONENTS	72	3039	42.2	7	16	71

PUNT RETURNS	NO.	FC	YDS.	AVG.	LG	TD
Brewer	42	8	339	8.1	75t	1
COLTS	42	8	339	8.1	75t	1
OPPONENTS	40	9	366	9.2	38	0

KICKOFF RETURNS	NO.	YDS.	AVG.	LG	TD
Humphrey	35	783	22.4	95t	1
Brewer	18	358	19.9	34	0
Warren	2	56	28.0	38	0
Etheredge	2	23	11.5	14	0
Radeic	1	17	17.0	17	0
Toner	1	8	8.0	8	0
Jackson	1	5	5.0	5	0
Gray	0	4	0.0	4	0
COLTS	60	1254	20.9	95t	1
OPPONENTS	65	1316	20.2	47	0

SACKS: Colts 29.0; Opponents 28.0; Bennett 9-82; McCoy 6-52; Siragusa 5-30; Alberts 2-13; Herrod 1-10; Nunn 1-10; McDonald 1-7; Buchanan 1-6; Coryatt 1-4; Noga 1-3; Ertman 1-1

USUAL STARTERS PRO BOWLERS IN BOLDFACE

OFFENSE		DEFENSE	
WR	Sean Dawkins	LDE	Bernard Whittington
LT	Will Wolford	LDT	Tony McCoy
LG	Randy Dixon	RDT	Tony Siragusa
C	Kirk Lowdermilk	RDE	Tony Bennett
RG	Joe Staysniak	LLB	Stephen Grant
RT	Zefross Moss	MLB	Jeff Herrod
TE	Kerry Cash	RLB	Quentin Coryatt
WR	Floyd Turner	LCB	Ray Buchanan
QB	Jim Harbaugh	RCB	Eugene Daniel
RB	Marshall Faulk	SS	David Tate
RB	Roosevelt Potts	FS	Jason Belser

PASSING	ATT.	COMP.	YDS.	PCT.	AVG./ATT.	TD	TD%	INT.	INT%	LG	SACKED	RATING
Harbaugh	202	125	1440	61.9	7.13	9	4.5	6	3.0	85t	17/72	85.8
Majkowski	152	84	1010	55.3	6.64	6	3.9	7	4.6	29t	9/76	69.8
Nagle	21	8	69	38.1	3.29	0	0.0	1	4.8	23t	2/18	27.7
Warren	1	0	0	0.0	0.00	0	0.0	0	0.0	0	0/0	39.6
COLTS	376	217	2519	57.7	6.70	15	4.0	14	3.7	85t	28/166	75.9
OPPONENTS	598	354	3897	59.2	6.52	24	4.0	18	3.0	65t	29/218	79.4

RECORDS



1995

RECORD: 9-7 COACH: TED MARCHIBRODA
SECOND - AFC EASTERN DIVISION

HOME: 5-3 AWAY: 4-4

DIV: 6-2 CONF: 7-5 NCONF: 2-2

PRESEASON (3-1)			
DATE	RESULTS	OPPONENT	ATTENDANCE
8/4	L 21-34	CINCINNATI	39,946
8/12	W 20-17	@ Seattle	38,006
8/19	W 20-17	@ Green Bay	56,624
8/24	W 29-7	CHICAGO	46,625

REGULAR SEASON (9-7)			
*Sellout			
DATE	RESULTS	OPPONENT	ATTENDANCE
9/3	L 21-24 OT	CINCINNATI	42,445
9/10	W 27-24 OT	@ New York Jets	65,134
9/17	L 14-20	@ Buffalo	62,499
10/1	W 21-18	ST. LOUIS	58,616
10/8	W 27-24 OT	@ Miami	68,471
10/15	W 18-17	SAN FRANCISCO	*60,273
10/22	L 17-30	@ Oakland	53,543
10/29	W 17-10	NEW YORK JETS	49,250
11/5	L 10-16	BUFFALO	59,612
11/12	L 14-17	@ New Orleans	44,122
11/19	W 24-10	@ New England	59,544
11/26	W 16-28	MIAMI	*60,414
12/3	L 10-13	@ Carolina	49,841
12/10	W 41-31	@ Jacksonville	66,099
12/17	L 24-27	SAN DIEGO	55,318
12/23	W 10-7	NEW ENGLAND	54,685
12/31	W 35-20	@ San Diego	61,182
1/7	W 10-7	@ Kansas City	77,594
1/14	L 16-20	@ Pittsburgh	61,062

TEAM STATISTICS			
	COLTS	OPP	
TOTAL FIRST DOWNS	281	304	
Rushing	110	92	
Passing	147	182	
Penalty	24	30	
3rd Dwn. M/A/Pct.	80/205/39.0	85/212/40.1	
4th Dwn. M/A/Pct.	12/19/63.2	7/14/50.0	
TOTAL NET YARDS	4919	5027	
Avg. Per Game	307.4	314.2	
Total Plays	961	1016	
Avg. Per Play	5.1	4.9	
NET YARDS RUSHING	1855	1457	
Avg. Per Game	115.9	91.1	
Total Rushes	478	418	
NET YARDS PASSING	3064	3570	
Avg. Per Game	191.5	223.1	
Tackled/Yards Lost	49/309	29/169	
Gross Yards	3373	3739	
Att./Completions	434/270	569/336	
Completion Pct.	62.2	59.1	
Had Intercepted	11	13	
PUNTS/AVERAGE	63/42.6	63/41.0	
NET PUNTING AVG.	33.4	36.6	
PENALTIES/YARDS	97/943	111/935	
FUMBLES/BALL LOST	21/11	24/13	
TOUCHDOWNS	37	34	
Rushing	14	8	
Passing	20	23	
Defense/Kicking	2/1	1/2	
TIME OF POSSESSION	31:37	28:23	

SCORE BY PERIODS				
	1	2	3	4 OT TOTAL
COLTS	78	98	52	97 6 331
OPPONENTS	75	86	74	78 3 316

SCORING TDR	TDP	TDR/T PAT	FG	2P	S	TP
Faulk	11	3		25-25	19-24	84
Blanchard						82
Turner	4				2	28
Bailey	3	1				24
Dilger	4					24
Cofer			9-9	4-9		21
Dawkins	3					18
Anderson	2					12
Harbaugh	2					12
Bennett		1			1	8
Daniel		1				6
Potts		1				6
Warren	1					6
COLTS	14	20	3	34-34	23-33	2 1 331
OPPONENTS	8	23	3	29-29	25-38	3 1 316

2-POINT: Colts 2-3; Opponent 3-5

FGS	1-19	20-29	30-39	40-49	50+	TOT.
Blanchard	0-0	7-7	6-12	8-12	2-2	23-33
Cofer	0-0	2-2	0-4	1-2	1-1	4-9
COLTS	0-0	7-7	6-12	8-12	2-2	23-33
OPP.	0-0	7-9	11-13	5-9	2-7	25-38

Cofer: (27 40 42) (36 20 38 52) (39) (39) (1) (1) (1) (1) (1) (1) (1) (1) (1) (1)

Blanchard: (21 27) (32 46 45 41) (25) (46) (37) (45b, 41) (36) (29 31) (47) (22 44) (36, 39, 42, 50) (44, 35, 30) (25, 44, 32, 38, 47) (28) (35 38) (29) (51, 27, 49) (51, 45) (28, 24, 35, 49) (42) (39, 23, 33, 50, 38) (25) (41) (1) (34, 48b, 38) (27b, 37) (51, 39, 33, 43) (54, 55, 50)

OPP.: (25, 44, 32, 38, 47) (28) (35, 38) (29) (51, 27, 49) (51, 45) (28, 24, 35, 49) (42) (39, 23, 33, 50, 38) (25) (41) (1) (34, 48b, 38) (27b, 37) (51, 39, 33, 43) (54, 55, 50)

RUSHING	NO.	YDS.	AVG.	LG	TD
Faulk	289	1078	3.7	40	11
Potts	65	309	4.8	37	0
Harbaugh	52	235	4.5	21	2
Warren	47	152	3.2	42	1
Bailey	1	34	34.0	34	0
Workman	9	26	2.9	13	0
Erickson	9	14	1.6	15	0
Humphrey	2	6	3.0	5	0
Justin	3	1	0.3	2	0
Crockett	1	0	0.0	0	0
COLTS	478	1855	3.9	42	14
OPPONENTS	418	1457	3.5	30	8

RECEIVING	NO.	YDS.	AVG.	LG	TD
Faulk	56	475	8.5	34	3
Dawkins	52	784	15.1	52	3
Dilger	42	635	15.1	42	4
Turner	35	431	12.3	47	4
Bailey	21	379	18.0	45	3
Potts	21	228	10.9	52	1
Warren	17	159	9.4	18	0
Anderson	8	111	13.9	28	2
Stableton	8	95	11.9	16	0
Arbuckle	4	33	8.3	12	0
Crockett	2	35	17.5	19	0
Humphrey	2	11	5.5	6	0
Banta	1	6	6.0	6	0
Harbaugh	1	-9	-9.0	-9	0
COLTS	270	3373	12.5	52	20
OPPONENTS	336	3739	11.1	73t	23

INTERCEPTIONS	NO.	YDS.	AVG.	LG	TD
Daniel	3	142	47.3	97t	1
Ambrose	3	12	4.0	7	0
Buchanan	2	60	30.0	60	0
Gray	1	10	10.0	10	0
Grant	1	9	9.0	9	0
Watts	1	9	9.0	9	0
Coryatt	1	6	6.0	6	0
Belser	1	0	0.0	0	0
COLTS	13	248	19.1	97t	1
OPPONENTS	11	156	14.2	49t	1

PUNTING NO.	YDS.	AVG.	TB	IN20	LG	BLK.
Gardocki	63	2681	42.6	7	16	69
COLTS	63	2681	42.6	7	16	69
OPPONENTS	63	2580	41.0	4	19	57

PUNT RETURNS	NO.	FC	YDS.	AVG.	LG	TD
Buchanan	16	4	113	7.1	17	0
Bronson	13	6	79	6.1	32	0
Stableton	0	2	0	0.0	0	0
COLTS	29	12	192	6.6	32	0
OPPONENTS	37	5	436	11.8	62	0

KICKOFF RETURNS	NO.	YDS.	AVG.	LG	TD
Bailey	21	495	23.6	95t	1
Humphrey	21	453	21.6	64	0
Warren	15	315	21.0	34	0
Morrison	2	6	3.0	6	0
Bronson	1	31	31.0	31	0
Buchanan	1	22	22.0	22	0
Belser	1	15	15.0	15	0
Radevic	1	-5	-5.0	-5	0
COLTS	63	1332	21.1	95t	1
OPPONENTS	68	1546	22.7	84t	1

SACKS: Colts 29.0; Opponents 49.0; Bennett 10.5-67.5; Johnson 4.5-26; McCoy 2.5-15.5; Coryatt 2.5-5; Siragusa 2-14; Grant 2-13; Whittington 2-11; Alberts 2-9; Buchanan 1-8

USUAL STARTERS

PRO BOWLERS IN BOLDFACE

OFFENSE		DEFENSE	
WR	Sean Dawkins	LDE	Bernard Whittington
LT	Will Wolford	LDT	Tony McCoy
LG	Randy Dixon	RDT	Tony Siragusa
C	Kirk Lowdermilk	RDE	Tony Bennett
RG	Joe Staysniak	MLB	Stephen Grant
RT	Jason Mathews	LLB	Jeff Herrod
TE	Ken Dilger	RLB	Quentin Coryatt
WR	Floyd Turner	RCB	Ray Buchanan
QB	Jim Harbaugh	LCB	Eugene Daniel
RB	Marshall Faulk	SS	David Tate
RB	Roosevelt Potts	FS	Jason Belser

PASSING	ATT.	COMP.	YDS.	PCT.	AVG./ATT.	TD	TD%	INT.	INT%	LG	SACKED	RATING
Harbaugh	314	200	2575	63.7	8.20	17	5.4	5	1.6	52t	36/219	100.7
Erickson	83	50	586	60.2	7.06	3	3.6	4	4.8	39t	10/68	73.7
Justin	36	20	212	55.6	5.89	0	0.0	2	5.6	20t	3/22	49.8
Gardocki	1	0	0	0.0	0.00	0	0.0	0	0.0	0	0/0	39.6
COLTS	434	270	3373	62.2	7.77	20	4.6	11	2.5	52t	49/309	91.1
OPPONENTS	569	336	3739	59.1	6.57	23	4.0	13	2.3	73t	29/169	82.6

RECORDS



1996

RECORD: 9-7 COACH: LINDY INFANTE
THIRD – AFC EASTERN DIVISION
HOME: 6-2 AWAY: 3-5
DIV: 4-4 CONF: 6-6 NCONF: 3-1

PRESEASON (3-2)				
DATE	RESULTS	OPPONENT	ATTENDANCE	
7/27	W 10-7	@ New Orleans	23,376	
8/3	L 25-28	@ Cincinnati	45,024	
8/10	L 12-16	@ Houston	12,851	
8/17	W 15-13	SEATTLE	39,530	
8/24	W 30-6	GREEN BAY	49,081	

REGULAR SEASON (9-7)				
*Sellout				
DATE	RESULTS	OPPONENT	ATTENDANCE	
9/1	W 20-13	ARIZONA	48,133	
9/8	W 21-7	@ New York Jets	63,534	
9/15	W 25-24	@ Dallas	63,021	
9/23	W 10-6	MIAMI	*60,891	
10/6	L 13-16 OT	@ Buffalo	79,401	
10/13	W 26-21	BALTIMORE	*56,978	
10/20	L 9-27	NEW ENGLAND	*58,725	
10/27	L 16-31	@ Washington	54,254	
11/3	L 19-26	SAN DIEGO	*58,494	
11/10	L 13-37	@ Miami	66,623	
11/17	W 34-29	NEW YORK JETS	48,322	
11/24	L 13-27	@ New England	58,226	
12/1	W 13-10 OT	BUFFALO	*53,804	
12/5	W 37-10	PHILADELPHIA	52,689	
12/15	W 24-19	@ Kansas City	71,136	
12/22	L 24-31	@ Cincinnati	49,389	
12/29	L 14-42	@ Pittsburgh	58,078	

TEAM STATISTICS		COLTS	OPP
TOTAL FIRST DOWNS		288	305
Rushing		89	108
Passing		172	189
Penalty		27	8
3rd Dwn M/A/Pct		81/215 37.7	88/221 39.8
4th Dwn M/A/Pct		5/12 41.7	11/15 73.3
TOTAL NET YARDS		4744	5403
Avg. Per Game		296.5	337.7
Total Plays		1000	1022
Avg. Per Play		4.7	5.3
NET YARDS RUSHING		1448	1760
Avg. Per Game		90.5	110.0
Total Rushes		420	459
NET YARDS PASSING		3296	3643
Avg. Per Game		206.0	227.7
Tackled/Yds Lost		43/248	29/182
Gross Yards		3544	3825
Att./Completions		537/311	534/318
Completion Pct.		57.9	59.6
Had Intercepted		11	13
PUNTS/AVERAGE		68/45.7	81/43.5
NET PUNTING AVG.		39.0	36.3
FUMBLES/YARDS		76/615	121/970
PENALTIES/BALL LOST		24/13	20/10
TOUCHDOWNS		30	38
Rushing		9	12
Passing		16	25
Defense/Kicking		4/1	0/1
TIME OF POSSESSION		30:44	29:16

SCORE BY PERIODS	1	2	3	4	OT	TOTAL
COLTS	57	94	65	98	3	317
OPPONENTS	60	123	66	82	3	334

SCORING	TDR	TDP	TDRT	PAT	FG	2P	S	TP
Blanchard					27-27	36-40		135
Harrison		8						48
Faulk	7							42
Dilger		4						24
Belser			2					12
Bailey		1						6
Crockett	1							6
Daniel		1						6
Dawkins	1							6
Harbaugh	1							6
Herrod			1					6
Pollard			1					6
Stablein			1					6
Warren	1							6
Dent							1	2

COLTS	9	16	5	27-27	36-40	0	1	317
OPPONENT	12	25	1	33-34	23-28	0	1	334

2-Point: Colts 0-3; Opponent 1-4

FGS	1-19	20-29	30-39	40-49	50+	TOT.
Blanchard	1-1	11-11	8-9	11-14	5-5	36-40
COLTS	1-1	11-11	8-9	11-14	5-5	36-40
OPP.	0-0	12-12	7-7	3-6	1-3	23-28

Blanchard:	(23 40)	(1)	(23 25 52 43)	(18)	(46 44 41)
	(27 30)	(21 35 38)	(21 49 42 51)		
	(47 39 33 20)	(48 22)	(25 49 37 50)		
	(42 50)	(33 41 25 49)	(30 42 51)	(22 32)	

OPP.:	(24 29 46)	(1)	(52 40 57)	(24 29 53)
	(42 37 39)	(1)	(44 36)	(20)
	(28 30 47 22)			
	(44)	(23)	(26 22)	(24)
	(31)	(30 30)	(25)	

RUSHING	NO.	YDS.	AVG.	LG	TD
Faulk	198	587	3.0	43	7
Warren	67	230	3.4	53	1
Harbaugh	48	192	4.0	21	1
Groce	46	184	4.0	24	0
Crockett	31	164	5.3	25	0
Workman	24	70	2.9	11	0
Harrison	3	15	5.0	15	0
Justin	2	7	3.5	6	0
Bell	1	-1	-1.0	-1	0
COLTS	420	1448	3.4	53	9
OPPONENTS	459	1760	3.8	32	12

RECEIVING	NO.	YDS.	AVG.	LG	TD
Harrison	64	836	13.1	41	8
Faulk	56	428	7.6	30t	0
Dawkins	54	751	13.9	42	1
Dilger	42	503	12.0	51	4
Warren	22	174	7.9	17	0
Bailey	18	302	16.8	40	0
Stablein	18	192	10.7	30t	1
Groce	13	106	8.2	24	0
Crockett	11	96	8.7	32	1
Pollard	6	86	14.3	48t	1
Workman	4	36	9.0	18	0
Stock	2	24	12.0	13	0
Doering	1	10	10.0	10	0
COLTS	311	3544	11.4	51	16
OPPONENTS	318	3825	12.0	95t	25

INTERCEPTIONS	NO.	YDS.	AVG.	LG	TD
Belser	4	81	20.3	44t	2
Daniel	3	35	11.7	35t	1
Buchanan	2	32	16.0	32	0
Herrod	1	68	68.0	68t	1
Watts	1	21	21.0	21	0
Morrison	1	20	20.0	20	0
Alberts	1	19	19.0	19	0
COLTS	13	276	21.2	68t	4
OPPONENTS	11	133	12.1	36	0

PUNTING NO.	YDS.	AVG.	TB	IN20	LG	BLK.
Gardocki	68	3105	45.7	2	23	61
COLTS	68	3105	45.7	2	23	61
OPPONENTS	81	3525	43.5	7	22	65

PUNT RETURNS	NO.	FC	YDS.	AVG.	LG	TD
Harrison	18	9	177	9.8	31	0
Buchanan	12	3	201	16.8	82	0
Stablein	6	2	56	9.3	30	0
Stock	5	1	13	2.6	9	0
COLTS	41	15	447	10.9	82	0
OPPONENTS	38	15	413	10.9	71	0

KICKOFF RETURNS	NO.	YDS.	AVG.	LG	TD
Bailey	43	1041	24.2	95t	1
Stock	12	254	21.2	28	0
Warren	3	54	18.0	18	0
Buchanan	1	20	20.0	20	0
Groce	1	18	18.0	18	0
Hetherington	1	16	16.0	16	0
COLTS	61	1403	23.0	95t	1
OPPONENTS	67	1666	24.9	70	0

SACKS: Colts 29.0; Opponents 43.0; Dent 6.5-42; Bennett 6-26; McCoy 5-36; Whittington 3-23; Siragusa 2-21; Belser 1-7; Alexander 1-6; Grant 1-5; Martin 1-5; Tate 1-3; Team 1-2; Buchanan 0.5-6

USUAL STARTERS PRO BOWLERS IN BOLDFACE

OFFENSE		DEFENSE	
WR	Sean Dawkins	LDE	Bernard Whittington
LT	Kipp Vickers,	LDT	Tony McCoy
	Troy Auzenne		
LG	Doug Widell	RDT	Tony Siragusa
C	Kirk Lowdermilk	RDE	Tony Bennett
RG	Eric Mahlum	LLB	Stephen Grant
RT	Jason Mathews	MLB	Jeff Herrod
TE	Ken Dilger	RLB	Quentin Coryatt,
			Steve Morrison
WR	Marvin Harrison	LCB	Ray Buchanan
QB	Jim Harbaugh	RCB	Eugene Daniel
RB	Marshall Faulk	SS	David Tate
RB	Clif Groce	FS	Jason Belser
K	Cary Blanchard	P	Chris Gardocki

PASSING	ATT.	COMP.	YDS.	PCT.	AVG./ATT.	TD	TD%	INT.	INT%	LG	SACKED	RATING
Harbaugh	405	232	2630	57.3	6.49	13	3.2	11	2.7	51t	36/190	76.3
Justin	127	74	839	58.3	6.61	2	1.6	0	0.0	38t	7/158	83.4
Bell	5	5	75	100.0	15.00	1	20.0	0	0.0	30t	0/110	158.3
COLTS	537	311	3544	57.9	6.60	16	3.0	11	2.0	51t	43/248	79.2
OPPONENTS	534	318	3825	59.6	7.16	25	4.7	13	2.4	95t	29/182	87.0

RECORDS



1997

RECORD: 3-13 COACH: LINDY INFANTE

FIFTH – AFC EASTERN DIVISION

HOME: 2-6 AWAY: 1-7

DIV: 2-6 CONF: 2-10 NCONF: 1-3

PRESEASON (2-2)			
DATE	RESULTS	OPPONENT	ATTENDANCE
8/1	W 20-16	CINCINNATI	47,913
8/9	L 17-23	@ San Diego	56,447
8/16	L 3-45	@ Seattle	52,844
8/21	W 16-3	DETROIT	47,417

REGULAR SEASON (3-13)				
*Sellout	DATE	RESULTS	OPPONENT	ATTENDANCE
	8/31	L 10-16	@ Miami	70,813
	9/7	L 6-31	NEW ENGLAND	53,632
	9/14	L 3-31	SEATTLE	49,194
	9/21	L 35-37	@ Buffalo	55,340
	10/5	L 12-16	NEW YORK JETS	48,295
	10/12	L 22-24	@ Pittsburgh	57,925
	10/20	L 6-9	BUFFALO	*61,139
	10/26	L 19-35	@ San Diego	63,177
	11/2	L 28-31	TAMPA BAY	58,512
	11/9	L 13-28	CINCINNATI	58,473
	11/16	W 41-38	GREEN BAY	*60,928
	11/23	L 10-32	@ Detroit	62,803
	11/30	L 17-20	@ New York Jets	58,507
	12/7	W 22-14	@ New York Jets	61,168
	12/14	W 41-0	MIAMI	*61,282
	12/21	L 28-39	@ Minnesota	54,107

TEAM STATISTICS	COLTS	OPP
TOTAL FIRST DOWNS	301	280
Rushing	109	95
Passing	171	163
Penalty	21	22
3rd Dwn M/A/Pct	83/219 37.9	83/199 41.7
4th Dwn M/A/Pct	10/20 50.0	4/14 28.6
TOTAL NET YARDS	4869	4654
Avg. Per Game	304.3	303.4
Total Plays	1035	928
Avg. Per Play	4.7	5.2
NET YARDS RUSHING	1727	2034
Avg. Per Game	107.9	127.1
Total Rushes	450	438
NET YARDS PASSING	3142	2620
Avg. Per Game	196.4	176.3
Tackled/Yds Lost	62/418	37/247
Gross Yards	3560	3067
Att./Completions	523/317	453/261
Completion Pct.	60.6	57.6
Had Intercepted	17	12
PUNTS/AVERAGE	67/45.3	64/46.1
NET PUNTING AVG.	36.2	39.1
PENALTIES/YARDS	106/890	102/861
FUMBLES/BALL LOST	23/11	23/13
TOUCHDOWNS	31	46
Rushing	10	18
Passing	16	26
Defense/Kicking	4/1	1/1
TIME OF POSSESSION	32:56	27:04

SCORE BY PERIODS	1	2	3	4	OT	TOTAL
COLTS	62	103	50	98	0	313
OPPONENTS	74	141	65	121	0	401

SCORING	TDR	TDP	TDR/T	PAT	FG	2P	S	TP
Blanchard					21-21	32-41		117
Faulk	7	1						48
Harrison	6					2		40
Bailey	3							18
Dilger	3							18
Dawkins	2							12
Warren	2							12
Stablein	1					1		8
Alexander	1							6
Belser	1							6
Blackmon	1							6
Crockett	1							6
Fontenot	1							6
McElroy	1							6
Pollard						1		2
Team								2
COLTS	10	16	5	21-21	32-41	4	1	313
OPPONENT	18	26	2	42-44	27-31	0	1	401

2-POINT: Colts 4-10; Opponent 0-2

FGS	1-19	20-29	30-39	40-49	50+	TOT.
Blanchard	0-0	9-9	12-14	10-15	1-3	32-41
COLTS	0-0	9-9	12-14	10-15	1-3	32-41
OPP.	2-2	10-10	8-9	4-6	3-4	27-31

Blanchard: (42, 45, 58, 35)(45,38)(46)
 (39,36,49,22,25)(48)(37,27,35,42)
 (51,39,32)(43,36,30)(30,42,45)
 (42,42,41,35,20)(35)(24,42)
 (38,20,42)(21,50)(27,21)
 (23,34,19)(21)(27)(27)(53,37,23)(23)
 (22,47,32,27)(45,35,34,31,45,40)(36)(1)
 (18)(38,52,55)(32,48)(42)(50)(29,25)

RUSHING	NO.	YDS.	AVG.	LG	TD
Faulk	264	1054	4.0	45	7
Crockett	95	300	3.2	20	1
Harbaugh	36	206	5.7	18	0
Warren	28	80	2.9	11	2
Groce	10	66	6.6	29	0
Bailey	3	20	6.7	18	0
Holcomb	5	5	1.0	3	0
Justin	6	2	0.3	3	0
Potts	1	1	1.0	1	0
Harrison	2	-7	-3.5	0	0
COLTS	450	1727	3.8	45	10
OPPONENTS	438	2034	4.6	80t	18

RECEIVING	NO.	YDS.	AVG.	LG	TD
Harrison	73	866	11.9	44	6
Dawkins	68	804	11.8	51	2
Faulk	47	471	10.0	58	1
Dilger	27	380	14.1	43	3
Bailey	26	329	12.7	22	3
Stablein	25	253	10.1	30	1
Warren	20	192	9.6	31	0
Crockett	15	112	7.5	19	0
Pollard	10	116	11.6	28	0
Slutzker	3	22	7.3	11	0
Doering	2	12	6.0	8	0
Glenn	1	3	3.0	3	0
COLTS	317	3560	11.2	58	16
OPPONENTS	261	3067	11.8	74	26

INTERCEPTIONS	NO.	YDS.	AVG.	LG	TD
Belser	2	121	60.5	50t	1
Coryatt	2	3	1.5	3	0
C. Gray	2	0	0.0	0	0
Alexander	1	43	43.0	43t	1
Mathis	1	31	31.0	31	0
Johnson	1	18	18.0	18	0
Clark	1	14	14.0	14	0
Blackmon	1	2	2.0	2	0
Morrison	1	2	2.0	2	0
COLTS	12	234	19.5	52t	2
OPPONENTS	17	285	16.8	43	0

PUNTING	NO.	YDS.	AVG.	TB	IN20	LG	BLK.
Gardocki	67	3034	45.3	6	18	72	0
COLTS	67	3034	45.3	6	18	72	0
OPPONENTS	64	2948	46.1	10	14	65	0

PUNT RETURNS	NO.	FC	YDS.	AVG.	LG	TD
Stablein	17	9	133	7.8	20	0
Jacquet	13	0	96	7.4	17	0
Bailey	1	0	19	19.0	19	0
Harrison	0	1	0	0.0	0	0
COLTS	31	10	248	8.0	20	0
OPPONENTS	43	8	491	11.4	63	0

KICKOFF RETURNS	NO.	YDS.	AVG.	LG	TD
Bailey	55	1206	21.9	61	0
Jacquet	8	156	19.5	27	0
Hetherington	2	23	11.5	23	0
Neal	1	23	23.0	23	0
Warren	1	19	19.0	19	0
Groce	1	15	15.0	15	0
COLTS	68	1442	21.2	61	0
OPPONENTS	64	1544	24.1	53	1

SACKS: Colts 37.0; Opponents 62.0; Footman 10.5-65.5; Johnson 4.5-38; Fontenot 4.5-28; Bennett 3-13; Blackmon 3-22; McCoy 2.5-21.5; Coryatt 2-7; Montgomery 1-16; Alexander 1-12; Shello 1-8; Belser 1-7; Burroughs 1-5; Morrison 1-4; Team 1-0

USUAL STARTERS

	OFFENSE	DEFENSE
WR	Sean Dawkins	LDE Al Fontenot
LT	Adam Meadows	LDT Tony McCoy
LG	Doug Widell	RDT Edits Johnson
C	Jay Leeuwenburg	RDE Dan Footman
RG	Tarik Glenn	LLB Elijah Alexander, Steve Morrison
RT	Tony Mandarich	MLB Stephen Grant
TE	Ken Dilger	RLB Quentin Coryatt
WR	Marvin Harrison	LCB Carlton Gray
QB	Jim Harbaugh	RCB Damon Watts, Dedric Mathis
RB	Marshall Faulk	SS Robert Blackmon
RB	Zack Crockett	FS Jason Belser

PASSING	ATT.	COMP.	YDS.	PCT.	AVG./ATT.	TD	TD%	INT.	INT%	LG	SACKED	RATING
Harbaugh	309	189	2060	61.2	6.67	10	3.2	4	1.3	58	41/256	86.2
Justin	140	83	1046	59.3	7.47	5	3.6	5	3.6	44	10/186	79.6
Holcomb	73	45	454	61.6	6.22	1	1.4	8	11.0	41	11/176	44.3
Warren	1	0	0	0.0	0.00	0	0.0	0	0.0	0	0/110	39.6
COLTS	523	317	3560	60.6	6.81	16	3.1	17	3.3	58	62/418	77.6
OPPONENTS	453	261	3067	57.6	6.77	26	5.7	12	2.6	74	37/247	86.4

RECORDS



1998

RECORD: 3-13 COACH: JIM MORA
FIFTH – AFC EASTERN DIVISION

HOME: 3-5 AWAY: 0-8

DIV: 1-7 CONF: 3-9 NCONF: 0-4

PRESEASON (2-2)				
DATE	RESULTS	OPPONENT	ATTENDANCE	
8/8	L 21-24	@ Seattle	52,645	
8/17	W 30-27	@ Cincinnati	36,598	
8/22	L 3-33	SAN DIEGO	47,820	
8/27	W 20-17	DETROIT	42,852	

REGULAR SEASON (3-13)				
DATE	RESULTS	OPPONENT	ATTENDANCE	
9/6	L 15-24	MIAMI	*60,587	
9/13	L 6-29	@ New England	60,068	
9/20	L 6-44	@ New York Jets	79,469	
9/27	L 13-19 OT	NEW ORLEANS	48,480	
10/4	W 17-12	SAN DIEGO	51,988	
10/11	L 24-31	BUFFALO	52,938	
10/18	L 31-34	@ San Francisco	68,486	
11/1	L 16-21	NEW ENGLAND	58,056	
11/8	L 14-27	@ Miami	73,400	
11/15	W 24-23	NEW YORK JETS	55,520	
11/22	L 11-34	@ Buffalo	49,032	
11/29	L 31-38	@ Baltimore	68,898	
12/6	L 21-28	@ Atlanta	61,141	
12/13	W 39-26	CINCINNATI	55,179	
12/20	L 23-27	@ Seattle	58,703	
12/27	L 19-27	CAROLINA	58,182	

TEAM STATISTICS	COLTS	OPP
TOTAL FIRST DOWNS	298	341
Rushing	77	131
Passing	190	181
Penalty	31	29
3rd Down: M/A/Pct.	71/202 35.1	89/208 42.8
4th Down: M/A/Pct.	4/10 40.0	3/9 33.3
TOTAL NET YARDS	5116	5832
Avg. Per Game	319.8	364.5
Total Plays	982	1043
Avg. Per Play	5.2	5.6
NET YARDS RUSHING	1486	2566
Avg. Per Game	92.9	160.4
Total Rushes	384	544
NET YARDS PASSING	3630	3266
Avg. Per Game	226.9	204.1
Tackled/Yards Lost	22/109	38/231
Gross Yards	3739	3497
Att./Completions	576/326	461/275
Completion Pct.	56.6	59.7
Had Intercepted	28	8
PUNTS/AVERAGE	79/45.4	68/44.6
NET PUNTING AVG.	37.1	36.6
PENALTIES/YARDS	106/853	108/917
FUMBLES/BALL LOST	10/5	29/11
TOUCHDOWNS	33	52
Rushing	7	20
Passing	26	27
Defense/Kicking	0/0	3/2
POSSESSION AVG.	27:47	32:13

SCORE BY PERIODS	1	2	3	4	OT	TOTAL
COLTS	105	69	47	89	0	310
OPPONENTS	60	170	61	147	6	444

PASSING	ATT.	COMP.	YDS.	PCT.	AVG./ATT.	TD	TD%
Manning	575	326	3739	56.7	6.50	26	4.5
Small	1	0	0	0.0	0.00	0	0.0
TEAM	576	326	3739	56.6	6.49	26	4.5
OPPONENTS	461	275	3497	59.7	7.59	27	5.9

SCORING	TDR	TDP	TDRT	PAT	FG	2P	S	TP
Vanderjagt				23-23	27-31			104
Faulk	6	4						60
Harrison	7							44
Small	7							42
Pollard	4							28
Warren	1	1						12
Dilger	1					1		8
Green	1							6
Pathon	1							6
COLTS	7	26	0	23-23	27-32	1	0	304
OPPONENTS	20	27	4	44-45	28-37	0	0	434

2-Point: Colts 4-10, Opponents 2-6

FGS	1-19	20-29	30-39	40-49	50+	TOT.
Vanderjagt 1-1	8-8	4-4	8-9	6-9	27-31	
COLTS	1-1	8-8	4-4	8-9	6-9	27-31
OPP.	1-1	12-13	5-5	8-12	2-6	28-37

Vanderjagt:	(51,27,20)	(43,24)	(52,19)	(48,40)	(51,40)
	(22,33)	(43,41)	(38,53)	(50)	(31,53)
	(27)	(53,52)	(50)	(32,48,20)	(22,28,47,42)
OPP.:	(22,51)	(19,23)	(52,42)	(36)	(22,20)
	(50,47,25)	(53,39)	(27,43,24)		
	(21,23)	(37,40,25,47)	(35,24)	(43,48,47)	
	(47)	(41,26)	(42,53,52,30)	(44,27)	

RUSHING	NO.	YDS.	AVG.	LG	TD
Faulk	324	1319	4.1	68T	6
Manning	15	62	4.1	15	0
Warren	25	61	2.4	14	1
Elias	8	24	3.0	8	0
Heyward	6	15	2.5	8	0
Crockett	2	5	2.5	5	0
Small	1	2	2.0	2	0
Pathon	3	-2	-0.7	4	0
COLTS	384	1486	3.9	68T	7
OPPONENTS	544	2566	4.7	81	20

RECEIVING	NO.	YDS.	AVG.	LG	TD
Faulk	86	908	10.6	78T	4
Harrison	59	776	13.2	61T	7
Pathon	50	511	10.2	45	1
Small	45	681	15.1	53	7
Dilger	31	303	9.8	27	1
Pollard	24	309	12.9	44T	4
Green	15	177	11.8	25	1
Warren	11	44	4.0	12	1
Elias	1	11	11.0	11	0
Heyward	1	9	9.0	9	0
Banta	1	7	7.0	7	0
Greene	1	2	2.0	2	0
Crockett	1	1	1.0	1	0
COLTS	326	3739	11.5	78T	26
OPPONENTS	275	3497	12.7	82T	27

INTERCEPTIONS	NO.	YDS.	AVG.	LG	TD
Clark	1	30	30.0	30	0
Montgomery	1	22	22.0	22	0
Belser	1	19	19.0	19	0
Blackmon	1	14	14.0	14	0
Alexander	1	12	12.0	12	0
Barber	1	0	0.0	0	0
Burris	1	0	0.0	0	0
Poole	1	0	0.0	0	0
COLTS	8	97	12.1	30	0
OPPONENTS	28	353	12.6	59T	2

PUNTING NO.	YDS.	AVG.	TB	IN20	LG	BLK.
Gardocki	79	3583	45.4	10	23	62
COLTS	79	3583	45.4	10	23	62
OPPONENTS	68	3032	44.6	10	21	73

PUNT RETURNS	NO.	FC	YDS.	AVG.	LG	TD
Bailey	19	4	176	9.3	33	0
Poole	12	6	107	8.9	16	0
Belser	1	0	53	53.0	53	0
McGuire	2	1	4	2.0	4	0
COLTS	34	11	340	10.0	53	0
OPPONENTS	42	16	451	10.7	40	0

KICKOFF RETURNS	NO.	YDS.	AVG.	LG	TD
Bailey	34	759	22.3	44	0
Elias	14	317	22.6	29	0
Warren	8	152	19.0	26	0
Hetherington	5	71	14.2	20	0
McGuire	4	75	18.8	28	0
Clark	3	38	12.7	15	0
Dilger	1	14	14.0	14	0
Pollard	1	4	4.0	4	0
Morrison	1	2	2.0	2	0
COLTS	71	1432	20.2	44	0
OPPONENTS	65	1687	26.0	99T	1

SACKS: Colts 38.0; Opponents 22.0; Johnson 8-34; McCoy 6-27; Berry 4-27; Whittington 4-23; Chester 3-19; Barber 2-26; Montgomery 2-23; Tuinei 2-12; Belser 1-13; Chorak 1-7; Morrison 1-6; Shello 1-6; Blackmon 1-1; Fontenot 1-0

USUAL STARTERS PRO BOWLERS IN BOLDFACE

OFFENSE		DEFENSE	
WR	Jerome Pathon	LDE	Bernard Whittington
LT	Tarik Glenn	LDT	Tony McCoy
LG	Steve McKinney	RDT	Ellis Johnson
C	Jay Leeuwenburg	RDE	Bertrand Berry
RG	Tony Mendarich	LLB	Steve Morrison
RT	Adam Meadows	MLB	Jeff Herrod
TE	Ken Dilger		Michael Barber
WR	Marvin Harrison	RLB	Elijah Alexander
QB	Peyton Manning	LCB	Jeff Burris
RB	Marshall Faulk	RCB	Tyrone Poole
H-B	Marcus Pollard	SS	Robert Blackmon
		FS	Jason Belser

INT.	INT%	LG	SACKED	RATING
28	4.9	78T	22/109	71.2
0	0.0	0	0/0	39.6
28	4.9	78T	22/109	71.1
8	1.7	82T	38/231	95.7

RECORDS



1999

RECORD: 13-3 COACH: JIM MORA

FIRST – AFC EASTERN DIVISION

HOME: 7-1 AWAY: 6-2

DIV: 5-3 CONF: 9-3 NCONF: 4-0

PRESEASON (3-1)			
DATE	RESULTS	OPPONENT	ATTENDANCE
8/7	L 6-9	@ Chicago	37,721
8/14	W 20-17	CINCINNATI	41,998
8/21	W 37-7	@ New Orleans	41,788
9/2	W 31-28	@ Seattle	41,074

REGULAR SEASON (13-3)			
DATE	RESULTS	OPPONENT	ATTENDANCE
9/12	W 31-14	BUFFALO	*56,238
9/19	L 28-31	@ New England	59,640
9/26	W 27-19	@ San Diego	56,942
10/10	L 31-34	MIAMI	*56,810
10/17	W 16-13	@ New York Jets	78,112
10/24	W 31-10	CINCINNATI	*56,996
10/31	W 34-24	DALLAS	*56,860
11/7	W 25-17	KANSAS CITY	*56,689
11/14	W 27-19	@ New York Giants	78,081
11/21	W 44-17	@ Philadelphia	65,521
11/28	W 13-6	NEW YORK JETS	*56,689
12/5	W 37-34	@ Miami	74,096
12/12	W 20-15	NEW ENGLAND	*56,975
12/19	W 24-21	WASHINGTON	*57,013
12/26	W 29-28	@ Cleveland	72,618
1/2	L 6-31	@ Buffalo	61,959
1/16	L 16-19	TENNESSEE	*57,097

TEAM STATISTICS	COLTS	OPP
TOTAL FIRST DOWNS	327	304
Rushing	89	92
Passing	200	192
Penalty	38	20
3rd Down: M/A/Pct.	73/186 39.2	73/208 35.1
4th Down: M/A/Pct.	2/6 33.3	7/16 43.8
TOTAL NET YARDS	5726	5221
Avg. Per Game	357.9	326.3
Total Plays	979	1008
Avg. Per Play	5.8	5.2
NET YARDS RUSHING	1660	1715
Avg. Per Game	103.8	107.2
Total Rushes	419	406
NET YARDS PASSING	4066	3506
Avg. Per Game	254.1	219.1
Tackled/Yards Lost	14/116	41/269
Gross Yards	4182	3775
Att./Completions	546/338	561/328
Completion Pct.	61.9	58.5
Had Intercepted	17	10
PUNTS/AVERAGE	60/41.1	83/41.4
NET PUNTING AVG.	60/30.6	60/30.6
PENALTIES/YARDS	81/683	130/1093
FUMBLES/BALL LOST	25/11	22/13
TOUCHDOWNS	46	36
Rushing	15	12
Passing	26	21
Defense/Kicking	2/3	3/0
POSSESSION AVG.	30:45	29:15

SCORE BY PERIODS	1	2	3	4	OT	TOTAL
COLTS	112	114	88	109	0	423
OPPONENTS	51	109	63	110	0	333

SCORING	TDR	TDP	TDR/T	PAT	FG	2P	S	TP
Vanderjagt					43-43	34-38		145
James	13	4						102
Harrison	12					1		74
Wilkins	4	3						42
Pollard	4							24
Dilger	2							12
Manning	2							12
Blevins			1					6
Cota								6
COLTS	15	26	5	43-43	34-38	1	0	423
OPPONENTS	12	21	3	31-31	26-29	2	0	333

2-POINT: Colts 1-3, Opponents 2-5

FGS	1-19	20-29	30-39	40-49	50+	TOT.
Vanderjagt	2-2	10-10	11-13	10-11	1-2	34-38
COLTS	2-2	10-10	11-13	10-11	1-2	34-38
OPP.	1-1	9-9	11-11	4-7	1-1	26-29

Vanderjagt:	(45.35)	(36.35)	55.42	(41.31)	18.27
	(22.37b)	43.30	33.27	47.34	29.37
	(45.29)	34.22	37.44	48.53	28.31
	(41.19)	21.27	24		
OPP:	(36.29)	(26.50)	37.27	21.43	(43.45)
	(32.24)	(38.47)	(33.42)	(48)	(33.30)
	(31.32)	(28.28)	(26)	(23.32)	(49b)
					(19)

RUSHING	NO.	YDS.	AVG.	LG	TD
James	369	1553	4.2	72	13
Manning	35	73	2.1	13	2
Elias	13	28	2.2	8	0
Harrison	1	4	4.0	4	0
Wilkins	1	2	2.0	2	0
COLTS	419	1660	4.0	72	15
OPPONENTS	406	1715	4.2	28	12

RECEIVING	NO.	YDS.	AVG.	LG	TD
Harrison	115	1663	14.5	57t	12
James	62	586	9.5	54	4
Wilkins	42	565	13.5	80t	4
Dilger	40	479	12.0	30	2
Pollard	34	374	11.0	33	4
Green	21	287	13.7	50	0
Pathon	14	163	11.6	38	0
Shields	4	37	9.3	21	0
Elias	4	16	4.0	7	0
Jones	1	8	8.0	8	0
Greene	1	4	4.0	4	0
COLTS	338	4182	12.4	80t	26
OPPONENTS	328	3775	11.5	62t	21

INTERCEPTIONS	NO.	YDS.	AVG.	LG	TD
Poole	3	85	28.3	38	0
Blevins	2	115	57.5	74t	1
Burris	2	83	41.5	55	0
Wooten	1	4	4.0	4	0
Randolph	1	0	0.0	0	0
R. Thomas	1	0	0.0	0	0
COLTS	10	287	28.7	74t	1
OPPONENTS	17	189	11.1	37	2

PUNTING	NO.	YDS.	AVG.	TB	IN20	LG	BLK.
Smith	58	2467	42.5	8	16	61	2
COLTS	60	2467	41.1	8	16	61	2
OPPONENTS	83	3437	41.4	6	24	59	0

PUNT RETURNS	NO.	FC	YDS.	AVG.	LG	TD
Wilkins	41	17	388	9.5	39t	1
Pathon	0	1	0	0.0	0	0
COLTS	41	18	388	9.5	39t	1
OPPONENTS	29	7	469	16.2	76	0

KICKOFF RETURNS	NO.	YDS.	AVG.	LG	TD
Wilkins	51	1134	22.2	97t	1
Pathon	6	123	20.5	31	0
Elias	5	82	16.4	21	0
Muhammad	2	41	20.5	22	0
Austin	1	0	0.0	0	0
Greene	1	14	14.0	14	0
Shields	1	3	3.0	3	0
Belser	0	0	0.0	0	0
COLTS	67	1397	20.9	97t	1
OPPONENTS	83	1822	22.0	50	0

SACKS: Colts 41.0; Opponents 14.0; Bratzke 12-70; E. Johnson 7.5-46.5; Bennett 5-31; Peterson 3-23; M. Thomas 3-23; Burris 2-12; King 1.5-3.5; Chester 1-18; Royal 1-13; Belser 1-7; Whittington 1-7; Berry 1-6; Poole 1-5; Blevins 1-4

USUAL STARTERS PRO BOWLERS IN BOLDFACE

OFFENSE	DEFENSE
WR Terrence Wilkins	LDE Shawn King
LT Tarik Glenn	LDT Bernard Whittington
LG Steve McKinney	RDT Ellis Johnson
C Larry Moore	RCB Chad Bratzke
RG Waverly Jackson	LLB Cornelius Bennett
RT Adam Meadows	MLB Michael Barber
TE Ken Dilger	RLB Mike Peterson
WR Marvin Harrison	LCB Jeff Burris
QB Peyton Manning	RCB Tyrone Poole
RB Edgerrin James	SS Chad Cota
TE Marcus Pollard	FS Jason Belser

PASSING	ATT.	COMP.	YDS.	PCT.	AVG./ATT.	TD	TD%	INT.	INT%	LG	SACKED	RATING
Manning	533	331	4135	62.1	7.76	26	4.9	15	2.8	80t	14/116	90.7
Walsh	13	7	47	53.8	3.62	0	0.0	2	15.4	11	0/0	22.4
COLTS	546	338	4182	61.9	7.66	26	4.8	17	3.1	80t	14/116	88.5
OPPONENTS	561	328	3775	58.5	6.73	21	3.7	10	1.8	62t	41/269	83.9

RECORDS



2000

RECORD: 10-6 COACH: JIM MORA
SECOND – AFC EASTERN DIVISION

HOME: 6-2 AWAY: 4-4
DIV: 5-3 CONF: 8-4 NCONF: 2-2

PRESEASON (3-2)

DATE	RESULTS	OPPONENT	ATTENDANCE
7/29	L 21-24	ATLANTA	47,985
8/5	L 30-27	@ Seattle	68,578
8/12	W 3-33	NEW ORLEANS	20,105
8/19	W 20-17	@ Pittsburgh	87,145
8/24	W 20-17	MINNESOTA	51,337

REGULAR SEASON (10-6)

*Sellout			
DATE	RESULTS	OPPONENT	ATTENDANCE
9/3	W 27-14	@ Kansas City	78,357
9/10	L 31-38	OAKLAND	*56,769
9/25	W 43-14	JACKSONVILLE	*56,816
10/1	W 18-16	@ Buffalo	72,617
10/8	L 16-24	@ New England	60,292
10/15	W 37-24	@ Seattle	63,593
10/22	W 30-23	NEW ENGLAND	*56,828
10/29	W 30-18	DETROIT	*56,971
11/5	L 24-27	@ Chicago	66,944
11/12	W 23-15	NEW YORK JETS	*56,657
11/19	L 24-26	@ Green Bay	59,869
11/26	L 14-17	MIAMI	*56,935
12/3	L 17-27	@ New York Jets	78,138
12/11	W 44-20	BUFFALO	*56,671
12/17	W 20-13	@ Miami	73,884
12/24	W 31-10	MINNESOTA	*56,672
12/30	L 17-23 OT	@ Miami	73,193

TEAM STATISTICS	COLTS	OPP
TOTAL FIRST DOWNS	357	310
Rushing	111	109
Passing	213	177
Penalty	33	24
3rd Down: M/A/Pct.	94/201 46.8	84/217 38.7
4th Down: M/A/Pct.	9/10 90.0	10/14 71.4
TOTAL NET YARDS	6141	5357
Avg. Per Game	383.8	334.8
Total Plays	1026	1018
Avg. Per Play	6.0	5.3
NET YARDS RUSHING	1859	1935
Avg. Per Game	116.2	120.9
Total Rushes	435	446
NET YARDS PASSING	4282	3422
Avg. Per Game	267.6	213.9
Tackled/Yards Lost	20/131	42/252
Gross Yards	4413	3674
Att./Completions	571/357	530/317
Completion Pct.	62.5	59.8
Had Intercepted	15	14
PUNTS/AVERAGE	65/44.7	82/42.7
NET PUNTING AVG.	65/36.4	82/36.2
PENALTIES/YARDS	89/866	103/820
FUMBLES/BALL LOST	20/14	16/8
TOUCHDOWNS	50	37
Rushing	14	13
Passing	33	22
Defense/Kicking	3/0	1/1
POSSESSION AVG.	29:33	30:27

SCORE BY PERIODS	1	2	3	4	OT	TOTAL
COLTS	73	117	84	155	0	429
OPPONENTS	52	106	86	82	0	326

SCORING	TDR	TDP	TDRT	PAT	FG	2P	S	TP
Vanderjagt					46-46	25-27		121
James	13	5				1		110
Harrison	14							84
Pollard	3					1		20
Dilger	3							18
Pathon	3							18
Wilkins	3							18
Burris		1						6
Finn	1							6
Green	1							6
Holsey		1						6
Manning	1							6
Muhammad			1					6
Bratzke								1
J. Williams								1
COLTS	14	33	3	46-46	25-27	2	2	429
OPPONENTS	13	22	2	33-33	21-28	1	1	326

2-Point: Colts 2-4, Opponents 3-4

FGS	1-19	20-29	30-39	40-49	50+	TOT.
Vanderjagt	1-1	6-6	13-13	5-6	0-1	25-27
COLTS	1-1	6-6	13-13	5-6	0-1	25-27
OPP.	1-1	11-14	4-4	4-6	1-3	21-28

Vanderjagt:	(23 40)(47 31)(41 22)(45)
	(33 33 34)(23 38 40)(36)(19)
	(26 38 35)(38)(59)(32)(37 23 39)
	(48 31)(28)
	(1)(50 24)(1)(19 30 27)(21)(21 51)
	(27 26 28)(29 21)(41 37)(47 51)
	(42 28)(28)(49 45 21)(29 46)
	(25 31)(31)

RUSHING	NO.	YDS.	AVG.	LG	TD
James	387	1709	4.4	30	13
Manning	37	116	3.1	14	1
Gordon	4	13	3.3	6	0
Smith	1	11	11.0	11	0
Wilkins	3	8	2.7	6	0
Pathon	1	3	3.0	3	0
Finn	1	1	1.0	1	0
al-Jabbar	1	-2	-2.0	-2	0
COLTS	435	1859	4.3	30	14
OPPONENTS	446	1935	4.3	55	13

RECEIVING	NO.	YDS.	AVG.	LG	TD
Harrison	102	1413	13.9	78T	14
James	63	594	9.4	60	5
Pathon	50	646	12.9	38	3
Dilger	47	538	11.4	32	3
Wilkins	43	569	13.2	43T	3
Pollard	30	439	14.6	50T	3
Green	18	201	11.2	34T	1
Finn	4	13	3.3	6	1
COLTS	357	4413	12.4	78T	33
OPPONENTS	317	3674	11.6	50	22

INTERCEPTIONS	NO.	YDS.	AVG.	LG	TD
Burris	4	38	9.5	27T	1
Macklin	2	35	17.5	35	0
Peterson	2	8	4.0	5	0
Cota	2	3	1.5	3	0
Muhammad	1	40	40.0	40T	1
Poole	1	1	1.0	1	0
Washington	1	1	1.0	1	0
Johnson	1	-1	-1.0	-1	0
COLTS	14	125	8.9	40T	2
OPPONENTS	15	212	14.1	43	1

PUNTING NO.	YDS.	AVG.	TB	IN20	LG	BLK.
Smith	65	2906	44.7	9	20	65
COLTS	65	2906	44.7	9	20	65
OPPONENTS	82	3503	42.7	9	20	70

PUNT RETURNS	NO.	FC	YDS.	AVG.	LG	TD
Wilkins	29	13	240	8.3	36	0
P. Williams	7	1	108	15.4	40	0
Muhammad	2	0	4	2.0	4	0
COLTS	38	14	352	9.3	40	0
OPPONENTS	28	21	357	12.8	80	0

KICKOFF RETURNS	NO.	YDS.	AVG.	LG	TD
Pathon	26	583	22.4	48	0
Wilkins	15	279	18.6	30	0
P. Williams	12	238	19.8	29	0
Muhammad	2	45	22.5	26	0
Holsey	1	10	10.0	10	0
Dilger	1	0	0.0	0	0
Macklin	1	0	0.0	0	0
COLTS	58	1155	19.9	48	0
OPPONENTS	73	1736	23.8	92T	1

SACKS: Colts 42.0; Opponents 20.0; Bratzke 7.5-6.9; M. Thomas 5.0-3.2; Belser 5.0-2.5; Johnson 5.0-2.5; Burris 3.0-1.9; J. Williams 3.0-1.8.5; Bennett 3.0-1.7; Chester 2.5-7.5; Washington 2.0-1.3; Scioli 2.0-7; Holsey 2.0-6; Hollier 1.0-7; Whittington 1.0-6

USUAL STARTERS PRO BOWLERS IN BOLDFACE

OFFENSE	DEFENSE
WR Jerome Pathon	LDE Bernard Holsey
LT Tarik Glenn	LDT Bernard Whittington
LG Steve McKinney	RDT Ellis Johnson
C Jeff Saturday	RDE Chad Bratzke
RG Larry Moore	LLB Cornelius Bennett
RT Adam Meadows	MLB Dwight Hollier
TE Ken Dilger	RLB Mike Peterson
WR Marvin Harrison	LCB Jeff Burris
QB Peyton Manning	RCB Tyrone Poole
RB Edgerrin James	SS Chad Cota
TE Marcus Pollard	FS Jason Belser

PASSING	ATT.	COMP.	YDS.	PCT.	AVG./ATT.	TD	TD%	INT.	INT%	LG	SACKED	RATING
Manning	571	357	4413	62.5	7.73	33	5.8	15	2.6	78T	20/131	94.7
COLTS	571	357	4413	62.5	7.73	33	5.8	15	2.6	78T	20/131	94.7
OPPONENTS	530	317	3674	59.8	6.93	22	4.2	14	2.6	50	42/252	83.6

RECORDS



2001

RECORD: 6-10 COACH: JIM MORA
FOURTH – AFC EASTERN DIVISION

HOME: 3-5 AWAY: 3-5

DIV: 3-5 CONF: 5-7 NCONF: 1-3

PRESEASON (2-2)			
DATE	RESULTS	OPPONENT	ATTENDANCE
8/11	W 28-21	SEATTLE	45,089
8/18	L 26-27	DETROIT	48,165
8/24	L 21-28	@ Minnesota	63,804
8/30	W 23-17	@ Cincinnati	42,032

REGULAR SEASON (6-10)			
DATE	RESULTS	OPPONENT	ATTENDANCE
9/9	W 45-24	@ New York Jets	78,606
9/23	W 42-26	BUFFALO	*56,135
9/30	L 13-44	@ New England	60,292
10/14	L 18-23	OAKLAND	*56,972
10/21	L 17-38	NEW ENGLAND	*56,022
10/25	W 35-28	@ Kansas City	74,212
11/4	W 30-14	@ Buffalo	63,786
11/11	L 24-27	MIAMI	*57,127
11/18	L 20-34	@ New Orleans	70,020
11/25	L 21-40	SAN FRANCISCO	*56,393
12/2	L 27-39	@ Baltimore	69,382
12/10	L 6-41	@ Miami	73,858
12/16	W 41-27	ATLANTA	*56,603
12/23	L 28-29	NEW YORK JETS	*56,302
12/30	L 17-42	@ St. Louis	66,084
1/6	W 29-10	DENVER	*56,192

TEAM STATISTICS		COLTS	OPP
TOTAL FIRST DOWNS		343	323
Rushing		110	108
Passing		206	195
Penalty		27	20
3rd Down: M/A/Pct.		85/205 41.5	90/207 43.5
4th Down: M/A/Pct.		5/8 62.5	7/15 46.7
TOTAL NET YARDS		5955	5715
Avg. Per Game		372.2	357.2
Total Plays		1025	1004
Avg. Per Play		5.8	5.7
NET YARDS RUSHING		1966	2115
Avg. Per Game		122.9	132.2
Total Rushes		438	455
NET YARDS PASSING		3989	3600
Avg. Per Game		249.3	225.0
Tackled/Yards Lost		30/238	40/257
Gross Yards		4227	3857
Att./Completions		557/349	509/311
Completion Pct.		62.7	61.1
Had Intercepted		23	15
PUNTS/AVERAGE		68/44.5	67/42.7
NET PUNTING AVG.		68/33.8	67/36.6
PENALTIES/YARDS		76/30	96/759
FUMBLES/BALL LOST		20/15	16/10
TOUCHDOWNS		47	57
Rushing		16	20
Passing		27	30
Defense/Kicking		2/2	6/1
POSSESSION AVG.		30:32	29:28

SCORE BY PERIODS	1	2	3	4	OT	TOTAL
COLTS	70	160	109	74	0	413
OPPONENTS	61	200	66	159	0	486

SCORING	TDR	TDP	TRT	PAT	FG	2P	S	TP
Vanderjagt					41-42	28-34		125
Harrison	15							90
Rhodes	9	1						60
Pollard	8							48
Manning	4							24
James	3					1		20
Pathon	2							12
Dilger	1						1	8
Burris	1							6
Insley	1							6
Nwokorie	1							6
Wilkins	1							6
McDougal							1	2
COLTS	16	27	4	41-42	28-34	3	0	413
OPPONENTS	20	30	7	52-53	30-36	1	0	486

2-Point: Colts 3-5, Opponents 1-4

FGS	1-19	20-29	30-39	40-49	50+	TOT.
Vanderjagt 0-0	7-8	6-6	12-16	3-4	28-34	
COLTS	0-0	7-8	6-6	12-16	3-4	28-34
OPP.	0-0	8-8	9-10	13-15	0-3	30-36

Vanderjagt:	(37/45)	(47/34)	46b	42.25b	42(24)
	(49/50)	42(34)	41(47)	25(52)	41(54)
	(33/25)	35(40)	39(21)	45(50)	43(48)
	(22/40)	45(22/25)			
OPP:	(22/48)	37(49)	47(48)	35(39)	42(59)
	(43/48)	22(48b)	(31/31)	46(48)	30(46)
	(26/30)	29(27)	46(11)	35(32)	
	(47/22)	48(46)	24(50)	(54/25)	

RUSHING	NO.	YDS.	AVG.	LG	TD
Rhodes	233	1104	4.7	77t	9
James	151	662	4.4	29t	3
Manning	35	157	4.5	33t	4
McDougal	17	48	2.8	12	0
Harrison	1	3	3.0	3	0
Pathon	1	-8	-8.0	-8	0
COLTS	438	1966	4.5	77t	16
OPPONENTS	455	2115	4.6	56t	20

RECEIVING	NO.	YDS.	AVG.	LG	TD
Harrison	109	1524	14.0	68	15
Pollard	47	739	15.7	86t	8
Wilkins	34	332	9.8	28	0
Rhodes	34	224	6.6	19	0
Dilger	32	343	10.7	44	1
Wayne	27	345	12.8	43	0
Pathon	24	330	13.8	60t	2
James	24	193	8.0	27	0
Insley	14	165	11.8	26	1
Simmons	2	17	8.5	12	0
McDougal	1	10	10.0	10	0
McKinney	1	5	5.0	5	0
COLTS	349	4227	12.1	86t	27
OPPONENTS	311	3857	12.4	91t	30

INTERCEPTIONS	NO.	YDS.	AVG.	LG	TD
Burris	3	69	23.0	30t	1
Macklin	3	15	5.0	11	0
Cota	2	21	10.5	12	0
Peterson	2	18	9.0	13	0
Harper	2	17	8.5	14	0
Phillips	1	18	18.0	18	0
Bashir	1	0	0.0	0	0
Walls	1	0	0.0	0	0
COLTS	15	158	10.5	30t	1
OPPONENTS	23	545	23.7	78t	6

PUNTING NO.	YDS.	AVG.	TB	IN20	LG	BLK.
Smith	68	3023	44.5	12	12	65
COLTS	68	3023	44.5	12	12	65
OPPONENTS	67	2861	42.7	6	26	59

PUNT RETURNS	NO.	FC	YDS.	AVG.	LG	TD
Wilkins	21	4	219	10.4	78t	1
Insley	7	8	71	10.1	33	0
Harper	1	0	0	0.0	0	0
COLTS	29	12	290	10.0	78t	1
OPPONENTS	35	13	486	13.9	67	1

KICKOFF RETURNS	NO.	YDS.	AVG.	LG	TD
Wilkins	44	1007	22.9	50	0
McDougal	16	362	22.6	40	0
Rhodes	14	356	25.4	88t	1
Finn	3	29	9.7	13	0
Simmons	2	27	13.5	15	0
Nwokorie	2	15	7.5	9	0
Insley	1	23	23.0	23	0
Pathon	1	13	13.0	13	0
Cota	1	0	0.0	0	0
COLTS	84	1832	21.8	88t	1
OPPONENTS	87	2006	23.1	64	0

SACKS: Colts 40.0; Opponents 30.0; Bratzke 8.5-48.5; Washington 8.0-28.5; Nwokorie 5.0-19.5; Sciofi 4.0-39.0; Johnson 3.5-38.5; Williams 3.0-21.0; Peterson 1.5-8.5; Thomas 1.5-7.5; Sword 1.0-24.0; Peter 1.0-8.0; Phillips 1.0-7.0; Morris 1.0-4.0; Bird 0.5-1.5; Macklin 0.5-1.5

USUAL STARTERS PRO BOWLERS IN BOLDFACE

OFFENSE		DEFENSE	
WR	Reggie Wayne	LDE	Brad Sciofi
LT	Tarik Glenn	LDT	Josh Williams
LG	Steve McKinney	RDT	Ellis Johnson
C	Jeff Saturday	RDE	Chad Bratzke
RG	Larry Moore	LLB	Marcus Washington
RT	Adam Meadows	MLB	Rob Morris
TE	Ken Dilger	RLB	Mike Peterson
WR	Marvin Harrison	LCB	Jeff Burris
QB	Peyton Manning	RCB	David Macklin
RB	Dominic Rhodes	SS	Chad Cota
TE	Marcus Pollard	FS	Idrees Bashir

PASSING	ATT.	COMP.	YDS.	PCT.	AVG./ATT.	TD	TD%	INT.	INT%	LG	SACKED	RATING
Manning	547	343	4131	62.7	7.55	26	4.8	23	4.2	86t	29/232	84.1
Rypien	9	5	57	55.6	6.33	0	0.0	0	0.0	21t	1/6	74.8
Dilger	1	1	39	100.0	39.00	1	100.0	0	0.0	39t	0/0	158.3
COLTS	557	349	4227	62.7	7.59	27	4.8	23	4.1	86t	30/238	84.9
OPPONENTS	509	311	3857	61.1	7.58	30	5.9	15	2.9	91t	40/257	91.9

RECORDS



2002

RECORD: 10-6 COACH: TONY DUNGY
SECOND – AFC SOUTH DIVISION

HOME: 5-3 AWAY: 5-3
DIV: 4-2 CONF: 8-4 NCONF: 2-2

PRESEASON (2-2)

DATE	RESULTS	OPPONENT	ATTENDANCE
8/10	W 28-10	@ Seattle	52,902
8/17	L 10-22	CINCINNATI	40,860
8/24	W 19-7	BUFFALO	41,406
8/30	L 21-25	@ New Orleans	67,247

REGULAR SEASON (10-6)

DATE	RESULTS	OPPONENT	ATTENDANCE
9/8	W 28-25	@ Jacksonville	56,595
9/15	L 13-21	MIAMI	*56,650
9/22	W 23-3	@ Houston	69,204
10/6	W 28-21	CINCINNATI	*56,570
10/13	W 22-20	BALTIMORE	*56,174
10/21	L 10-28	@ Pittsburgh	62,800
10/27	L 21-26	@ Washington	80,169
11/3	L 15-23	TENNESSEE	*56,752
11/10	W 35-13	@ Philadelphia	65,680
11/17	W 20-3	DALLAS	*57,057
11/24	W 23-20 OT	@ Denver	75,075
12/1	W 19-3	HOUSTON	*56,820
12/8	L 17-27	@ Tennessee	68,804
12/15	W 28-23	@ Cleveland	73,098
12/22	L 27-44	NEW YORK GIANTS	*56,579
12/29	W 20-13	JACKSONVILLE	*56,755
1/4	L 0-41	@ New York Jets	78,524

TEAM STATISTICS	COLTS	OPP
TOTAL FIRST DOWNS	324	279
Rushing	93	114
Passing	213	148
Penalty	18	17
3rd Down: M/A/Pct.	102/227 44.9	74/198 37.4
4th Down: M/A/Pct.	13/17 76.5	10/21 47.6
TOTAL NET YARDS	5616	4909
Avg. Per Game	351.0	306.8
Total Plays	1048	963
Avg. Per Play	5.4	5.1
NET YARDS RUSHING	1561	1992
Avg. Per Game	97.6	124.5
Total Rushes	434	459
NET YARDS PASSING	4055	2917
Avg. Per Game	253.4	182.3
Tackled/Yards Lost	23/145	36/243
Gross Yards	4200	3160
Att./Completions	591/392	468/288
Completion Pct.	66.3	61.5
Had Intercepted	19	10
PUNTS/AVERAGE	67/39.9	74/41.7
NET PUNTING AVG.	67/34.9	74/36.0
PENALTIES/YARDS	91/730	102/746
FUMBLES/BALL LOST	26/13	37/17
TOUCHDOWNS	40	36
Rushing	12	16
Passing	27	19
Defense/Kicking	1/0	1/0
TIME OF POSSESSION	30:52	28:08

SCORE BY PERIODS	1	2	3	4	OT	TOTAL
COLTS	55	75	59	157	3	349
OPPONENTS	83	94	64	72	0	313

SCORING	TDR	TDP	TDRT	PAT	FG	2P	S	TP
Vanderjagt				34-34	23-31			103
Harrison	11					1		68
Mungro	8							48
Pollard	6					1		38
Wayne	4							24
James	2	1				1		20
Ismail	3							18
Manning	2							12
Roberg	1							6
Washington			1					6
R. Williams	1							6

COLTS	12	27	1	34-34	23-31	3	0	349
OPPONENTS	16	19	1	32-34	21-26	1	0	313

2-Point: Colts 3-6, Opponents 1-2

FGS	1-19	20-29	30-39	40-49	50+	TOT.
Vanderjagt	1-1	7-8	6-7	6-12	3-3	23-31
COLTS	1-1	7-8	6-7	6-12	3-3	23-31
OPP.	0-0	11-12	6-6	3-4	1-4	21-26

Vanderjagt:	(33b) (25 23) (26 39 47 37) (1)
	(39 50 43 25 38) (48 41) (46) (48)
	(23 48 42 32) (41 54 51) (31 46) (44 44) (1)
	(20 27) (19 27)
OPP.:	(52 27) (28) (54 24) (41 51) (48)
	(40 23 41 22) (28 34 39) (34 20) (21 52) (1)
	(34) (35 29) (29) (20) (32 23)

RUSHING	NO.	YDS.	AVG.	LG	TD
James	277	989	3.6	20	2
Mungro	97	336	3.5	49	8
Manning	38	148	3.9	13	2
R. Williams	11	35	3.2	10	0
Walters	2	33	16.5	17	0
Harrison	2	10	5.0	8	0
Finn	5	8	1.6	5	0
Denson	2	2	1.0	3	0
COLTS	434	1561	3.6	49	12
OPPONENTS	459	1992	4.3	67	16

RECEIVING	NO.	YDS.	AVG.	LG	TD
Harrison	143	1722	12.0	69	11
James	61	354	5.8	23	1
Wayne	49	716	14.6	49	4
Ismail	44	462	10.5	42t	6
Pollard	43	478	11.1	41t	3
Walters	18	207	11.5	27	0
Mungro	13	81	6.2	11	0
Davenport	8	70	8.8	22	0
Finn	6	31	5.2	12	0
Roberg	2	17	8.5	15	1
Wiggins	2	17	8.5	9	0
R. Williams	1	20	20.0	20t	1
D. Smith	1	14	14.0	14	0
Haddad	1	11	11.0	11	0
COLTS	392	4200	10.7	69	27
OPPONENTS	288	3160	11.0	82t	19

INTERCEPTIONS	NO.	YDS.	AVG.	LG	TD
Peterson	3	96	32.0	53	0
Bashir	2	4	2.0	4	0
Harris	2	0	0.0	0	0
Washington	1	40	40.0	40t	1
MacKlin	1	30	30.0	30	0
Gibson	1	0	0.0	0	0
COLTS	10	170	17.0	53	1
OPPONENTS	19	225	11.8	46	0

PUNTING NO.	YDS.	AVG.	TB	IN20	LG	BLK.
Smith	66	2672	40.5	9	26	69
COLTS	67	2672	39.9	9	26	69
OPPONENTS	74	3083	41.7	7	23	64

PUNT RETURNS	NO.	FC	YDS.	AVG.	LG	TD
Walters	35	15	270	7.7	34	0
Walker	2	0	6	3.0	5	0
Crosby	0	0	6	0.0	6	0
Haddad	0	1	0	0.0	0	0
COLTS	37	16	282	7.6	34	0
OPPONENTS	27	17	156	5.8	53	0

KICKOFF RETURNS	NO.	YDS.	AVG.	LG	TD
Walters	53	1150	21.7	44	0
Walker	3	50	16.7	28	0
Denson	2	38	19.0	20	0
Haddad	2	19	9.5	14	0
R. Williams	2	35	17.5	21	0
Doering	1	2	2.0	2	0
D. Smith	1	16	16.0	16	0
COLTS	64	1310	20.5	44	0
OPPONENTS	74	1515	20.5	67	0

SACKS: Colts 36.0, Opponents 23.0; Freeney 13.0-9.2; Sciolli 7.0-4.1; Bratzke 6.0-4.1; Morris 3.0-2.3; Washington 2.0-1.3; Brock 1.0-0.9; Cannida 1.0-0.5; Gibson 1.0-1.1; Mallard 1.0-7.1; J. Williams 1.0-1

USUAL STARTERS PRO BOWLERS IN BOLDFACE

OFFENSE	DEFENSE
WR Qadry Ismail	LDE Chad Bratzke
LT Tank Glenn	LDT Brad Scioli
LG Rick DeMulling	ROT Larry Tripplett
C Jeff Saturday	RDE Dwight Freeney
RG Ryan Diem	LLB Mike Peterson
RT Adam Meadows	MLB Rob Morris
TE Marcus Pollard	RCB Marcus Washington
WR Marvin Harrison	LCB Walt Harris
QB Peyton Manning	RDE David MacKlin
RB Edgerrin James	SS David Gibson
TE Joe Dean Davenport	FS Idrees Bashir
WR Reggie Wayne	

PASSING	ATT.	COMP.	YDS.	PCT.	AVG./ATT.	TD	TD%	INT.	INT%	LG	SACKED	RATING
Manning	591	392	4200	66.3	7.11	27	4.6	19	3.2	69t	23/145	88.8
COLTS	591	392	4200	66.3	7.11	27	4.6	19	3.2	69t	23/145	88.8
OPPONENTS	468	288	3160	61.5	6.75	19	4.1	21	2.1	82t	36/243	86.1

RECORDS



2003

RECORD: 12-4 COACH: TONY DUNGY

FIRST – AFC SOUTH DIVISION

HOME: 5-3 ROAD: 7-1

DIV: 5-1 CONF: 9-3 NCONF: 3-1

PRESEASON (3-1)			
DATE	RESULTS	OPPONENT	ATTENDANCE
8/9	L 18-20	@ Chicago	52,634
8/15	W 21-7	SEATTLE	37,469
8/25	W 28-23	@ Denver	72,510
8/29	W 21-20	CINCINNATI	38,534

REGULAR SEASON (12-4)			
DATE	RESULTS	OPPONENT	ATTENDANCE
9/7	W 9-6	@ Cleveland	73,358
9/14	W 33-7	TENNESSEE	*56,999
9/21	W 23-13	JACKSONVILLE	55,770
9/28	W 55-21	@ New Orleans	70,020
10/6	W 38-35 OT	@ Tampa Bay	65,647
10/12	L 20-23 OT	CAROLINA	*57,082
10/26	W 30-21	HOUSTON	*56,132
11/2	W 23-17	@ Miami	73,258
11/9	L 23-28	@ Jacksonville	46,037
11/16	W 38-31	NEW YORK JETS	*56,801
11/23	W 17-14	@ Buffalo	73,004
11/30	L 34-38	NEW ENGLAND	*57,102
12/7	W 28-7	@ Tennessee	68,809
12/14	W 39-27	ATLANTA	*57,103
12/21	L 17-31	DENVER	*57,149
12/28	W 20-17	@ Houston	70,680
1/4	W 41-10	DENVER	*56,586
1/11	W 38-31	@ Kansas City	79,159
1/18	L 14-24	@ New England	68,436

TEAM STATISTICS		COLTS	OPP
TOTAL FIRST DOWNS		348	279
Rushing		104	117
Passing		212	138
Penalty		32	24
3rd Down: M/A/Pct.	91/217 41.9	72/188 38.3	
4th Down: M/A/Pct.	11/17 64.7	6/11 54.5	
TOTAL NET YARDS		5874	4789
Avg. Per Game		367.1	299.3
Total Plays		1041	913
Avg. Per Play		5.6	5.2
NET YARDS RUSHING		1695	1980
Avg. Per Game		105.9	123.8
Total Rushes		453	437
NET YARDS PASSING		4179	2809
Avg. Per Game		261.2	175.6
Tackled/Yards Lost		19/110	31/225
Gross Yards		4289	3034
Att./Completions		569/381	445/277
Completion Pct.		67.0	62.2
Had Intercepted		10	15
PUNTS/AVERAGE		64/41.3	74/42.1
NET PUNTING AVG.		64/35.4	74/37.8
PENALTIES/YARDS		92/662	123/1005
FUMBLES/BALL LOST		25/10	30/15
TOUCHDOWNS		48	41
Rushing		16	19
Passing		29	18
Defense/Kicking		3/0	2/2
TIME OF POSSESSION		30:54	29:06

SCORE BY PERIODS	1	2	3	4	OT	TOTAL
COLTS	61	135	130	118	3	447
OPPONENTS	75	89	83	86	3	336

PASSING	ATT.	COMP.	YDS.	PCT.	AVG./ATT.	TD	TD%
Manning	566	379	4267	67.0	7.54	29	5.1
Huard	3	2	22	66.7	7.33	0	0.0
COLTS	569	381	4289	67.0	7.54	29	5.1
OPPONENTS	445	277	3034	62.2	6.82	18	4.0

SCORING	TDR	TDP	TDRT	PAT	FG	2P	S	TP
Vanderjagt					46-46	37-37		157
James	11							66
Harrison		10						60
Wayne		7						42
Pollard		3						18
Stokley		3						18
Walters		3						18
R. Williams	2	1						18
Mungro	2					1	14	6
Brackett			1					6
Clark			1					6
Freeneey			1					6
Harper			1					6
Rhodes			1					6
H. Smith		1						6
COLTS	16	29	3		46-46	37-37	1	0 447
OPPONENTS	19	18	4		38-38	16-21	0	0 336

2-Point: Colts 1-2, Opponents 2-3

FGS	1-19	20-29	30-39	40-49	50+	TOT.
Vanderjagt	0-0	17-17	7-7	12-12	1-1	37-37
COLTS	0-0	17-17	7-7	12-12	1-1	37-37
OPP.	1-1	5-5	3-3	7-10	0-2	16-21

Vanderjagt:	(22,46,45)	(29,41,23)	(48,46,36)	(29)	
	(41,42)	(29,39,22)	(31,29,22)	(50,44,25)	
	(27,26,27)	(31,24)	(40,29)		
	(21,35,36,23,26)	(43)	(40)	(39,43)	
	(19,20)	(46,49,41,37)	(38,43)	(60,62b)	
	(29,23,47)	(23)	(43)	(43)	(40,40)
	(24)	(36)			

RUSHING	NO.	YDS.	AVG.	LG	TD
James	310	1259	4.1	43	11
Rhodes	37	157	4.2	25	0
R. Williams	48	155	3.2	19	2
Mungro	24	60	2.5	9	2
Manning	28	26	0.9	10	0
H. Smith	1	21	21.0	21t	1
Huard	3	8	2.7	9	0
Walters	1	6	6.0	6	0
Harrison	1	3	3.0	3	0
COLTS	453	1695	3.7	43	16
OPPONENTS	437	1980	4.5	42	19

RECEIVING	NO.	YDS.	AVG.	LG	TD
Harrison	94	1272	13.5	79t	10
Wayne	68	838	12.3	57t	7
James	51	292	5.7	17	0
Pollard	40	541	13.5	70	3
Walters	36	456	12.7	46t	3
Clark	29	340	11.7	42	1
Stokley	22	211	9.6	37t	3
R. Williams	22	157	7.1	17t	1
Moorehead	7	101	14.4	35	0
Rhodes	6	62	10.3	27	1
Davenport	3	23	7.7	9	0
Pyatt	1	2	2.0	2	0
Manning	1	-2	-2.0	-2	0
Mungro	1	-4	-4.0	-4	0
COLTS	381	4289	11.3	79t	29
OPPONENTS	277	3034	11.0	74t	18

INTERCEPTIONS	NO.	YDS.	AVG.	LG	TD
Harper	4	121	30.3	75t	1
Strickland	2	43	21.5	24	0
Nelson	2	22	11.0	12	0
Bashir	2	9	4.5	9	0
Thornton	2	3	1.5	2	0
Brackett	1	31	31.0	31t	1
Doss	1	15	15.0	15	0
Macklin	1	0	0.0	0	0
COLTS	15	244	16.3	75t	2
OPPONENTS	10	125	12.5	41	1

PUNTING NO.	YDS.	AVG.	TB	IN20	LG	BLK.
Smith	62	2617	42.2	3	20	55
Vanderjagt	1	29	29.0	0	1	29
COLTS	63	2646	41.3	3	21	55
OPPONENTS	74	3115	42.1	4	32	64

PUNT RETURNS	NO.	FC	YDS.	AVG.	LG	TD
Pyatt	12	8	110	9.2	21	0
Walters	11	7	105	9.5	26	0
Wilkins	7	0	25	3.6	16	0
Macklin	1	1	0	0.0	0	0
Harrison	0	1	0	0.0	0	0
COLTS	31	16	240	7.7	26	0
OPPONENTS	32	15	319	10.0	36	0

KICKOFF RETURNS	NO.	YDS.	AVG.	LG	TD
Pyatt	19	544	28.6	90	0
Rhodes	16	411	25.7	49	0
Wilkins	14	325	23.2	42	0
Walters	6	126	21.0	34	0
R. Williams	4	67	16.8	23	0
Mungro	2	7	3.5	5	0
D. Smith	1	15	15.0	15	0
Pollard	1	9	9.0	9	0
Allen	1	6	6.0	6	0
COLTS	64	1510	23.6	90	0
OPPONENTS	93	1999	21.5	92t	2

SACKS: Colts 31.0, Opponents 19.0; Freeneey 11.0-89; Washington 6.0-41; Mathis 3.5-30; Bratzke 3.0-14; Brock 2.0-8; Team 1.0-12; J. Williams 1.0-11; Brackett 1.0-9; Triplett 1.0-6.5; Thornton 1.0-2; Reagar 0.5-2.5

USUAL STARTERS PRO BOWLERS IN BOLDFACE

OFFENSE	DEFENSE
WR Reggie Wayne	LDE Raheem Brock
LT Tarik Glenn	LDT Larry Triplett
LG Rick DeMulling	RDT Montae Reagar
C Jeff Saturday	RDE Dwight Freeneey
RG Steve Sciullo	LLB Marcus Washington
RT Ryan Diem	MLB Rob Morris
TE Marcus Pollard	RLB David Thornton
WR Marvin Harrison	LCB Walt Harris
QB Peyton Manning	RCB Nick Harper
RB Edgerin James	SS Mike Doss
TE Dallas Clark	FS Idrees Bashir
K Mike Vanderjagt	

INT.	INT%	LG	SACKED	RATING
10	1.8	79t	18/107	99.0
0	0.0	13	1/3	86.2
0	1.8	79t	19/110	99.0
15	3.4	74t	31/225	81.8

RECORDS



2004

RECORD: 12-4 COACH: TONY DUNGY

FIRST – AFC SOUTH DIVISION

HOME: 7-1 ROAD: 5-3

DIV: 5-1 CONF: 8-4 NCONF: 4-0

PRESEASON (2-2)			
DATE	RESULTS	OPPONENT	ATTENDANCE
8/14	W 21-17	@ San Diego	33,281
8/21	L 7-31	NY JETS	44,834
8/28	W 30-17	BUFFALO	56,356
9/3	L 13-16	@ Cincinnati	53,567

REGULAR SEASON (12-4)			
DATE	RESULTS	OPPONENT	ATTENDANCE
9/9	L 24-27	@ New England	68,756
9/19	W 31-17	@ Tennessee	68,932
9/26	W 45-31	GREEN BAY	*57,280
10/3	W 24-17	@ Jacksonville	73,114
10/10	W 35-14	OAKLAND	*57,230
10/24	L 24-27	JACKSONVILLE	*56,615
10/31	L 35-45	@ Kansas City	78,312
11/8	W 31-28	MINNESOTA	*57,307
11/14	W 49-14	HOUSTON	*56,511
11/21	W 41-10	@ Chicago	61,908
11/25	W 41-9	@ Detroit	63,107
12/5	W 51-24	TENNESSEE	*57,278
12/12	W 23-14	@ Houston	70,762
12/19	W 20-10	BALTIMORE	*57,240
12/26	W 34-31 OT	SAN DIEGO	*57,330
1/2	L 14-33	@ Denver	75,149
1/9	W 49-24	DENVER	*56,609
1/16	L 3-20	@ New England	68,756

TEAM STATISTICS		COLTS	OPP
TOTAL FIRST DOWNS			
Rushing		94	103
Passing		238	209
Penalty		47	19
3rd Down: M/A/Pct.	70/164 42.7	91/217 41.9	
4th Down: M/A/Pct.	4/7 57.1	9/28 32.1	
TOTAL NET YARDS			
Avg. Per Game		404.7	370.6
Total Plays		968	1042
Avg. Per Play		6.7	5.7
NET YARDS RUSHING			
Avg. Per Game		115.2	127.3
Total Rushes		427	440
NET YARDS PASSING			
Avg. Per Game		288.9	243.3
Tackled/Yards Lost	14/109	45/340	
Gross Yards		4732	4232
Att./Completions	527/353	557/364	
Completion Pct.		67.0	65.4
Had Intercepted		10	19
PUNTS/AVERAGE			
		54/45.2	52/42.7
NET PUNTING AVG.			
		54/36.8	52/37.9
PENALTIES/YARDS			
		106/801	116/877
FUMBLES/BALL LOST			
		19/7	36/17
TOUCHDOWNS			
Rushing		10	12
Passing		51	26
Defense/Kicking		3/2	0/1
TIME OF POSSESSION		28:40	31:20

SCORE BY PERIODS	1	2	3	4	OT	TOTAL
COLTS	120	157	118	124	3	522
OPPONENTS	78	102	73	98	0	351

Vanderjagt	TDP	TDRT	PAT	FG	2P	S	TP
Vanderjagt				59-60	20-25		119
Harrison	15						90
Wayne	12						72
Stokley	10						60
James	9			1			56
Pollard	6						36
Clark	5						30
Mungro	3						18
Rhodes	1	1					12
David		1					6
Hutchins		1					6
Morris		1					6
Sanders		1					6
Bryant			5-5	0-1			5
COLTS	10	51	5	64-65	20-26	1	0 522
OPPONENTS	12	26	1	36-36	25-31	3	0 351

2-Point: Colts 1-1, Opponents 3-3

FGS	1-19	20-29	30-39	40-49	50+	TOT.
Vanderjagt	0-0	6-6	9-11	5-7	0-1	20-25
Bryant	0-0	0-0	0-0	0-1	0-0	0-1
COLTS	0-0	6-6	9-11	5-8	0-1	20-26
OPP.	0-0	6-6	7-9	9-11	3-5	25-31

Vanderjagt:	(32,48) (28) (45) (46) (34) (54) (35) (39)
	(34,20) (47,20,37) (30,43,44)
	(24,33,33) (36,26,23,47,30) (
	(XXXX)44XXXXXXXXXXXX
Bryant:	OPP:
	(32,43) (39) (38,52) (35,48,42,22) (
	(26,32,26,53) (32) (42,23) (55) (51)
	(20,34,48,32) (45,43b) (42,31b) (50)
	(45,23,40,40)

RUSHING	NO.	YDS.	AVG.	LG	TD
James	334	1548	4.6	40	9
Rhodes	53	254	4.8	55	1
Manning	25	38	1.5	19	0
Mungro	5	19	3.8	8	0
Smith	1	2	2.0	2	0
Wayne	1	-4	-4.0	-4	0
Sorgi	8	-5	-0.6	2	0
COLTS	427	1852	4.3	55	10
OPPONENTS	440	2037	4.6	47	12

RECEIVING	NO.	YDS.	AVG.	LG	TD
Harrison	86	1113	12.9	59	15
Wayne	77	1210	15.7	71t	12
Stokley	68	1077	15.8	69t	10
James	51	483	9.5	56	0
Pollard	29	309	10.7	31	6
Clark	25	423	16.9	80t	5
Mungro	7	36	5.1	16	3
Hartssock	4	33	8.3	17	0
Rhodes	2	24	12.0	20	0
Pyatt	2	12	6.0	7	0
Moorehead	1	7	7.0	7	0
Walters	1	5	5.0	5	0
COLTS	353	4732	13.4	80t	51
OPPONENTS	364	4232	11.6	79t	26

INTERCEPTIONS	NO.	YDS.	AVG.	LG	TD
David	4	36	9.0	34t	1
Harper	3	12	4.0	12	0
June	2	71	35.5	71	0
Doss	2	32	16.0	32	0
Brackett	2	2	1.0	2	0
Hutchins	1	77	77.0	77t	1
Morris	1	17	17.0	17	0
Thornton	1	5	5.0	5	0
Bacon	1	0	0.0	0	0
Jefferson	1	0	0.0	0	0
Nelson	1	0	0.0	0	0
COLTS	19	252	13.3	77t	2
OPPONENTS	10	191	19.1	65	0

PUNTING NO.	YDS.	AVG.	TB	IN20	LG	BLK.
Smith	54	2443	45.2	3	21	62
COLTS	54	2443	45.2	3	21	62
OPPONENTS	52	2220	42.7	4	16	64

PUNT RETURNS	NO.	FC	YDS.	AVG.	LG	TD
David	8	4	50	6.3	13	0
Pyatt	8	5	47	5.9	13	0
Walters	7	6	40	5.7	14	0
Moorehead	1	0	34	34.0	34	0
COLTS	24	15	171	7.1	34	0
OPPONENTS	29	13	395	13.6	91t	1

KICKOFF RETURNS	NO.	YDS.	AVG.	LG	TD
Rhodes	48	1188	24.8	88t	1
Pyatt	10	230	23.0	32	0
Mungro	7	111	15.9	24	0
Walters	1	16	16.0	16	0
Peko	0	0	0.0	0	0
COLTS	66	1545	23.4	88t	1
OPPONENTS	92	1960	21.3	71	0

SACKS: Colts 45.0, Opponents 14.0; Freeney 16.0-12.0; Mathis 10.5-9.0; Brock 6.5-4.8; Reagar 5.0-2.4; Morris 3.0-1.8; Sciolio 2.0-3.2; Thomas 1.0-6; Doss 1.0-2

USUAL STARTERS

PRO BOWLERS IN BOLDFACE

OFFENSE	DEFENSE
WR Reggie Wayne	LDE Raheem Brock
LT Tarik Glenn	LDT Montae Reagar
LG Rick DeMulling	RDT Josh Williams
C Jeff Saturday	RDE Dwight Freeney
RG Jake Scott/Tupe Peko	LLB David Thornton
RT Ryan Diem	MLB Rob Morris
TE Marcus Pollard	RLB Cato June
WR Marvin Harrison	LCB Nick Harper
QB Peyton Manning	RCB Jason David
RB Edgerrin James	SS Mike Doss
TE Dallas Clark	FS Idreese Bashir

PASSING	ATT.	COMP.	YDS.	PCT.	AVG./ATT.	TD	TD%	INT.	INT%	LG	SACKED	RATING
Manning	497	336	4557	67.6	9.17	49	9.9	10	2.0	80t	13/101	121.1
Sorgi	29	17	175	58.6	6.03	2	6.9	0	0.0	71t	1/8	99.1
Saturday	1	0	0	0.0	0.00	0	0.0	0	0.0	0	0/0	39.6
COLTS	527	353	4732	67.0	8.98	51	9.7	10	1.9	80t	14/109	119.7
OPPONENTS	557	364	4232	65.4	7.60	26	4.7	19	3.4	79t	45/340	89.5

RECORDS



2007

RECORD: 13-3 COACH: TONY DUNGY

FIRST – AFC SOUTH DIVISION

HOME: 6-2 ROAD: 7-1

DIV: 5-1 CONF: 9-3 NCONF: 4-0

PRESEASON (1-3)			
DATE	RESULTS	OPPONENT	ATTENDANCE
8/9	L 10-23	@ Dallas	60,175
8/20	L 24-27	CHICAGO	56,769
8/25	W 37-10	DETROIT	57,101
9/1	L 6-14	@ Cincinnati	65,243

REGULAR SEASON (13-3)			
*Sellout			
DATE	RESULTS	OPPONENT	ATTENDANCE
9/6	W 41-10	NEW ORLEANS	*57,361
9/16	W 22-20	@ Tennessee	69,143
9/23	W 30-24	@ Houston	70,765
9/30	W 38-20	DENVER	*57,274
10/7	W 33-14	TAMPA BAY	*57,202
10/22	W 29-7	@ Jacksonville	67,164
10/28	W 31-7	@ Carolina	74,005
11/4	L 20-24	NEW ENGLAND	*57,540
11/11	L 21-23	@ San Diego	67,726
11/18	W 13-10	KANSAS CITY	*57,294
11/22	W 31-13	@ Atlanta	69,845
12/2	W 28-25	JACKSONVILLE	*57,302
12/9	W 44-20	@ Baltimore	70,513
12/16	W 21-14	@ Oakland	62,000
12/23	W 38-15	HOUSTON	*57,262
12/30	L 10-16	TENNESSEE	*57,202
1/13	L 24-28	SAN DIEGO	*56,950

TEAM STATISTICS		COLTS	OPP
TOTAL FIRST DOWNS		357	288
Rushing		119	111
Passing		212	162
Penalty		26	15
3rd Down: M/A/Pct.	100/203 49.3	94/208 45.2	
4th Down: M/A/Pct.	6/10 60.0	14/25 56.0	
TOTAL NET YARDS		5739	4475
Avg. Per Game		358.7	279.7
Total Plays		1020	980
Avg. Per Play		5.6	4.6
NET YARDS RUSHING		1706	1711
Avg. Per Game		106.6	106.9
Total Rushes		446	454
NET YARDS PASSING		4033	2764
Avg. Per Game		252.1	172.8
Tackled/Yards Lost		23/139	28/162
Gross Yards		4172	2926
Att./Completions		551/355	498/325
Completion Pct.		64.4	65.3
Had Intercepted		14	22
POINTS/AVERAGE		52/41.9	56/44.2
NET PUNTING AVG.		52/34.2	56/38.5
PENALTIES/YARDS		67/515	85/722
FUMBLES/BALL LOST		14/5	27/15
TOUCHDOWNS		54	31
Rushing		19	10
Passing		32	16
Defense/Kicking		2/1	1/4
TIME OF POSSESSION		29:49	30:11

SCORE BY PERIODS	1	2	3	4	OT	TOTAL
COLTS	90	146	118	96	0	450
OPPONENTS	67	67	41	87	0	262

SCORING	TDR	TDP	TDRT	PAT	FG	2P	S	TP
Vinatieri					49-51	23-29		118
Addai	12	3					1	92
Clark								66
Wayne								60
Keith	3	1						24
Gonzalez			3					18
Manning	3							18
Brackett				1				6
C.Dawson	1							6
Giordano				1				6
Harrison			1					6
Lawton				1				6
Rushing								6
Thorpe			1					6
Utecht			1					6
Fletcher							1	2
Freney								2
COLTS	19	32	3	49-51	23-29	2	2	450
OPPONENTS	10	16	5	27-27	15-20	2	0	262

2-Point:	COLTS	2-3	OPPONENTS
COLTS	19	32	3
OPPONENTS	10	16	5

2-Point: Colts 2-3, Opponents 2-4

FGS	1-19	20-29	30-39	40-49	50+	TOT.
Vinatieri	1-1	14-15	8-10	0-2	0-1	23-29
COLTS	1-1	14-15	8-10	0-2	0-1	23-29
OPP.	0-0	1-1	10-10	3-7	1-2	15-20

Vinatieri:	(33.33)	(22.39)	(20.36)	(36.28)	(35.22)
	(27.35)	(36.20)	(20.50)	(21.25)	(42.29)
	(49.38)	(27.24)	(24.00)	(22.19)	(29.37)
OPP.:	(52.34)	(30.36)	(33.33)	(35.22)	(33.34)
	(43.47)	(45.34)	(30.30)	(46.47)	(44.99)
	(40.54)	(33.33)			

RUSHING	NO.	YDS.	AVG.	LG	TD
Addai	261	1072	4.1	23	12
Keith	121	533	4.4	22	3
C.Dawson	30	64	2.1	12	1
Clark	2	29	14.5	15	0
Lawton	5	13	2.6	4	0
Wayne	1	4	4.0	4	0
Sorgi	6	-4	-0.7	1	0
Manning	20	-5	-0.3	4	3
COLTS	446	1706	3.8	23	19
OPPONENTS	454	1711	3.8	32	10

RECEIVING	NO.	YDS.	AVG.	LG	TD
Wayne	104	1510	14.5	64	10
Clark	58	616	10.6	39	11
Addai	41	364	8.9	73t	3
Gonzalez	37	576	15.6	57t	3
Utecht	31	364	11.7	30	1
Harrison	20	247	12.4	42	1
Fletcher	18	143	7.9	21	0
Keith	13	77	5.9	14	1
Thorpe	12	70	5.8	12	1
Moorehead	8	65	8.1	16	0
Aromashodu	7	96	13.7	28	0
Lawton	4	29	7.3	11	1
C.Dawson	2	15	7.5	9	0
COLTS	355	4172	11.8	73t	32
OPPONENTS	325	2926	9.0	55	16

INTERCEPTIONS	NO.	YDS.	AVG.	LG	TD
Brackett	4	128	32.0	49	0
Bethea	4	47	11.8	30	0
Hayden	3	17	5.7	20	0
Giordano	2	89	44.5	83t	1
Sanders	2	32	16.0	29	0
Boiman	2	28	14.0	26	0
Session	2	3	1.5	3	0
Keiaho	1	11	11.0	11	0
Bullitt	1	0	0.0	0	0
Jackson	1	0	0.0	0	0
COLTS	22	355	16.1	83t	1
OPPONENTS	14	136	9.7	37	0

PUNTING NO.	YDS.	AVG.	TB	IN20	LG	BLK.
Smith	52	2181	41.9	5	18	63
COLTS	52	2181	41.9	5	18	63
OPPONENTS	56	2474	44.2	2	24	65

PUNT RETURNS	NO.	FC	YDS.	AVG.	LG	TD
Rushing	19	14	249	13.1	90t	1
Thorpe	6	0	31	5.2	29t	0
COLTS	25	14	280	11.2	90t	1
OPPONENTS	22	13	305	13.9	74t	1

KICKOFF RETURNS	NO.	YDS.	AVG.	LG	TD
Rushing	31	714	23.0	47	0
Thorpe	15	318	21.2	40	0
Lawton	5	95	19.0	22	0
Keith	1	15	15.0	15	0
Reid	1	15	15.0	15	0
COLTS	53	1157	21.8	47	0
OPPONENTS	81	2029	25.0	94t	3

SACKS: Colts 28.0, Opponents 23.0; Mathis 7.0-50.0; Freney 3.5-15.5; Sanders 3.5-17.0; Brock 2.5-14.5; Pitcock 1.5-6.5; Charleston 1.0-0.0; K. Dawson 1.0-5.0; Hagler 1.0-2.0; Johnson 1.0-6.0; Klecko 1.0-9.0; Rice 1.0-8.0; Thomas 1.0-5.0; Team 1.0-8.0; Brackett 0.5-0.0; Jackso 0.5-5.5; Keiaho 0.5-5.5; Reid 0.5-4.5

USUAL STARTERS PRO BOWLERS IN BOLDFACE

OFFENSE	DEFENSE
WR Reggie Wayne	LDE Robert Mathis
LT Tony Ugho	LDT Raheem Brock
LG Ryan Lilja	RTD Ed Johnson
C Jeff Saturday	RDE Dwight Freney
RG Jake Scott	LLB Rocky Boiman
RT Ryan Diem	MLB Gary Brackett
TE Dallas Clark	RLB Freddy Keiaho
WR Anthony Gonzalez	LCB Kelvin Hayden
QB Peyton Manning	RCB Marlin Jackson
RB Joseph Addai	SS Antoine Bethea
H-B Ben Utecht	FS Bob Sanders

PASSING	ATT.	COMP.	YDS.	PCT.	AVG./ATT.	TD	TD%	INT.	INT%	LG	SACKED	RATING
Manning	515	337	4040	65.4	7.84	31	6.0	14	2.7	73t	21/124	98.0
Sorgi	36	18	132	50.0	3.67	1	2.8	0	0.0	12t	2/15	68.3
COLTS	551	355	4172	64.4	7.57	32	5.8	14	2.5	73t	23/139	96.1
OPPONENTS	498	325	2926	65.3	5.88	16	3.2	22	4.4	55t	28/162	73.3

RECORDS



2008

RECORD: 12-4 COACH: TONY DUNGY
SECOND – AFC SOUTH DIVISION

HOME: 6-2 ROAD: 6-2
DIV: 4-2 CONF: 10-2 NCONF: 2-2

PRESEASON (1-4)			
DATE	RESULTS	OPPONENT	ATTENDANCE
8/3	L 16-30	@ Washington	22,216
8/9	L 20-23	@ Carolina	70,492
8/16	W 16-9	@ Atlanta	59,693
8/24	L 7-20	BUFFALO	65,333
8/28	L 7-27	CINCINNATI	64,931

REGULAR SEASON (12-4)			
DATE	RESULTS	OPPONENT	ATTENDANCE
9/7	L 13-29	CHICAGO	*A66,822
9/14	W 18-15	@ Minnesota	63,585
9/21	L 21-23	JACKSONVILLE	*65,938
10/5	W 31-27	@ Houston	70,118
10/12	W 31-3	BALTIMORE	*A66,153
10/19	L 14-34	@ Green Bay	66,403
10/27	L 21-31	@ Tennessee	69,143
11/2	W 18-15	NEW ENGLAND	*#66,508
11/9	W 24-20	@ Pittsburgh	64,943
11/16	W 33-27	HOUSTON	*66,201
11/23	W 23-20	@ San Diego	68,428
11/30	W 10-6	@ Cleveland	72,411
12/7	W 35-3	CINCINNATI	*66,402
12/14	W 31-21	DETROIT	*66,281
12/18	W 31-24	@ Jacksonville	65,648
12/28	W 23-0	TENNESSEE	*66,721
1/3	L 17-23 OT	@ San Diego	68,082

DATE	RESULTS	OPPONENT	ATTENDANCE
9/7	L 13-29	CHICAGO	*A66,822
9/14	W 18-15	@ Minnesota	63,585
9/21	L 21-23	JACKSONVILLE	*65,938
10/5	W 31-27	@ Houston	70,118
10/12	W 31-3	BALTIMORE	*A66,153
10/19	L 14-34	@ Green Bay	66,403
10/27	L 21-31	@ Tennessee	69,143
11/2	W 18-15	NEW ENGLAND	*#66,508
11/9	W 24-20	@ Pittsburgh	64,943
11/16	W 33-27	HOUSTON	*66,201
11/23	W 23-20	@ San Diego	68,428
11/30	W 10-6	@ Cleveland	72,411
12/7	W 35-3	CINCINNATI	*66,402
12/14	W 31-21	DETROIT	*66,281
12/18	W 31-24	@ Jacksonville	65,648
12/28	W 23-0	TENNESSEE	*66,721
1/3	L 17-23 OT	@ San Diego	68,082

TEAM STATISTICS	COLTS	OPP
TOTAL FIRST DOWNS	321	305
Rushing	80	119
Passing	220	165
Penalty	21	21
3rd Down: M/A/Pct.	101/201 50.2	100/211 47.4
4th Down: M/A/Pct.	11/16 68.8	3/7 42.9
TOTAL NET YARDS	5368	4975
Avg. Per Game	335.5	310.9
Total Plays	969	983
Avg. Per Play	5.5	5.1
NET YARDS RUSHING	1274	1966
Avg. Per Game	79.6	122.9
Total Rushes	370	472
NET YARDS PASSING	4094	3009
Avg. Per Game	255.9	188.1
Tackled/Yards Lost	14/86	30/200
Gross Yards	4180	3209
Att./Completions	585/393	481/329
Completion Pct.	67.2	68.4
Had Intercepted	12	15
PUNTS/AVERAGE	53/44.2	53/44.9
NET PUNTING AVG.	53/38.8	53/39.0
PENALTIES/YARDS	86/619	68/543
FUMBLES/BALL LOST	13/5	24/11
TOUCHDOWNS	45	28
Rushing	13	18
Passing	27	6
Defense/Return/Kicking	4/1/0	4/0/0
TIME OF POSSESSION	28:39	31:21

SCORE BY PERIODS	1	2	3	4	OT	TOTAL
COLTS	98	71	81	127	0	377
OPPONENTS	45	111	67	75	0	298

PASSING	ATT.	COMP.	YDS.	PCT.	AVG./ATT.	TD	TD%
Manning	555	371	4002	66.8	7.21	27	4.9
Sorgi	30	22	178	73.3	5.93	0	0.0
COLTS	585	393	4180	67.2	7.15	27	4.6
OPPONENTS	481	329	3209	68.4	6.67	6	1.2

SCORING TDR	TDP	TDRT	PAT	FG	2P	S	TP
Vinatieri				43-43	20-25		103
Rhodes	6	3			1		56
Addai	5	2					42
Wayne	6				1		38
Clark	6						36
Harrison	5						30
Gonzalez	4						24
Brackett	1						6
Hayden	1						6
Manning	1						6
Mathis		1					6
Ratliff		1					6
Richard		1					6
Santi		1					6
Simpson		1					6
COLTS	13	27	5	43-43	20-25	2	0 377
OPPONENTS	18	6	4	25-25	33-38	2	1 298

FGS	1-19	20-29	30-39	40-49	50+	TOT.
Vinatieri	0-0	3-3	11-13	4-7	2-2	20-25
COLTS	0-0	3-3	11-13	4-7	2-2	20-25
OPP.	1-1	11-11	9-11	9-12	3-3	33-38

Vinatieri:	(39.34)	(30.47)	(46.49)	(37.45B)	(52.36)
	(40.39)	(32.31)	(23.38)	(51.30)	(46.31)
	(30.45)	(28.21)			
OPP.:	(41.25)	(45.27)	(53.46)	(28.48)	(26.21)
	(37.43)	(37.31)	(36.29)	(34.44)	(43.48)
	(29.35)	(25.42)	(28.34)	(35.47)	(34.25)
	(19.51)	(30.44)	(4)		

RUSHING	NO.	YDS.	AVG.	LG	TD
Addai	155	544	3.5	23	5
Rhodes	152	538	3.5	38	6
Ball	13	83	6.4	23	0
Simpson	15	45	3.0	10	1
Davenport	8	26	3.3	8	0
Manning	20	21	1.1	12	1
Hart	2	9	4.5	7	0
Sorgi	5	8	1.6	12	0
COLTS	370	1274	3.4	38	13
OPPONENTS	472	1966	4.2	71	18

RECEIVING	NO.	YDS.	AVG.	LG	TD
Wayne	82	1145	14.0	65t	6
Clark	77	848	11.0	33	6
Harrison	60	636	10.6	67t	5
Gonzalez	57	664	11.6	58	4
Rhodes	45	302	6.7	29	3
Addai	25	206	8.2	55t	2
Robinson	19	166	8.7	23	0
Santi	10	64	6.4	13	1
Davenport	4	54	13.5	33	0
Garcon	4	23	5.8	12	0
Simpson	3	30	10.0	15	0
Tamme	3	12	4.0	6	0
Hart	1	18	18.0	18	0
Hall	1	9	9.0	9	0
Ball	1	5	5.0	5	0
C.Johnson	1	-2	-2.0	-2	0
COLTS	393	4180	10.6	75	27
OPPONENTS	329	3209	9.8	61	6

INTERCEPTIONS	NO.	YDS.	AVG.	LG	TD
Bullitt	4	7	1.8	3	0
Hayden	3	135	45.0	85t	1
Ratliff	2	37	18.5	35t	1
Jennings	2	9	4.5	6	0
Bethae	2	0	0.0	0	0
Hughes	1	16	16.0	16	0
Sanders	1	0	0.0	0	0
COLTS	15	204	13.6	85t	2
OPPONENTS	12	294	24.5	99t	3

PUNTING NO.	YDS.	AVG.	TB	IN20	LG	BLK.
Smith	53	2345	44.2	2	23	64
COLTS	53	2345	44.2	2	23	64
OPPONENTS	53	2381	44.9	9	17	75

PUNT RETURNS	NO.	FC	YDS.	AVG.	LG	TD
Ratliff	16	12	89	5.6	19	0
Forsett	4	1	36	9.0	25	0
Garcon	1	0	5	5.0	5	0
Harrison	1	0	2	2.0	2	0
COLTS	22	13	132	6.0	25	0
OPPONENTS	27	11	249	9.2	39	0

KICKOFF RETURNS	NO.	YDS.	AVG.	LG	TD
Garcon	22	475	21.6	39	0
Simpson	15	344	22.9	46	0
Forsett	11	248	22.5	28	0
Davenport	5	107	21.4	26	0
Roby	5	101	20.2	25	0
Reid	1	12	12.0	12	0
K.Dawson	1	11	11.0	11	0
Tamme	1	11	11.0	11	0
Harrison	1	3	3.0	3	0
Wheeler	1	0	0.0	0	0
COLTS	63	1312	20.8	46	0
OPPONENTS	70	1700	24.3	50	0

SACKS: Colts 30.0, Opponents 14.0; Mathis 11.5-66.5; Freeny 10.5-78.5; Brock 3.5-28.0; Reid 2.0-12.0; Howard 1.5-6.0; Cu. Johnson 1.0-9.0.

USUAL STARTERS

PRO BOWLERS IN BOLDFACE

OFFENSE	DEFENSE
WR Reggie Wayne	LDE Raheem Brock
LT Tony Ugho	LDT Eric Foster
LG Charlie Johnson	RDT Keyunta Dawson
C Jeff Saturday	RB Dwight Freeny
RG Mike Pollak	LDE Clint Session
RT Ryan Diem	MLB Gary Brackett
TE Dallas Clark	RLB Freddy Keaioh
WR Marvin Harrison	LCB Kelvin Hayden
QB Peyton Manning	RCB Martin Jackson
RB Joseph Addai	SS Antoine Bethae
H-B Gijon Robinson	DE Melvin Bullitt
	FS Robert Mathis

INT.	INT%	LG	SACKED	RATING
12	2.2	75	14/86	95.0
0	0.0	33	0/0	87.9
12	2.1	75	14/86	94.7
15	3.1	61	30/200	98.0

RECORDS



2009

AFC CHAMPIONS

RECORD: 14-2 COACH: JIM CALDWELL

FIRST – AFC SOUTH DIVISION

HOME: 7-1 ROAD: 7-1

DIV: 6-0 CONF: 10-2 NCONF: 4-0

PRESEASON (1-3)			
DATE	RESULTS	OPPONENT	ATTENDANCE
8/14	L	3-13 MINNESOTA	65,484
8/20	W	23-15 PHILADELPHIA	64,516
8/29	L	17-18 @ Detroit	37,011
9/3	L	7-38 @ Cincinnati	56,527

REGULAR SEASON (14-2)

*Sellout *Roof/Window Open *Roof Open/Window Closed

Roof Closed/Window Open			
DATE	RESULTS	OPPONENT	ATTENDANCE
9/13	W	14-12 JACKSONVILLE	*65,757
9/21	W	27-23 @ Miami	66,227
9/27	W	31-10 @ Arizona	62,692
10/4	W	34-17 SEATTLE	*66,112
10/11	W	31-9 @ Tennessee	69,143
10/25	W	42-6 @ St. Louis	60,108
11/1	W	18-14 SAN FRANCISCO	*66,229
11/8	W	20-17 HOUSTON	*66,033
11/15	W	35-34 NEW ENGLAND	*67,476
11/22	W	17-15 @ Baltimore	71,320
11/29	W	35-27 @ Houston	70,990
12/6	W	27-17 TENNESSEE	*66,321
12/13	W	28-16 DENVER	*67,248
12/17	W	35-31 @ Jacksonville	63,753
12/27	L	15-29 NEW YORK JETS	*67,222
1/3	L	7-30 @ Buffalo	69,848
1/16	W	20-3 BALTIMORE	*67,535
1/24	W	30-17 NEW YORK JETS	*67,650
2/7	L	17-31 New Orleans (at Miami)	74,059

TEAM STATISTICS		COLTS	OPP
TOTAL FIRST DOWNS			
Rushing	339	320	
Passing	69	106	
Penalty	241	203	
3rd Down: M/A/Pct.	95/193 49.2	104/231 45.0	
4th Down: M/A/Pct.	5/11 45.5	6/19 31.6	
TOTAL NET YARDS			
Avg. Per Game	363.1	339.2	
Total Plays	960	1084	
Avg. Per Play	5.9	5.0	
NET YARDS RUSHING			
Avg. Per Game	80.9	126.5	
Total Rushes	366	467	
NET YARDS PASSING			
Avg. Per Game	282.2	212.7	
Tackled/Yards Lost	13/90	34/228	
Gross Yards	4605	3631	
Att./Completions	601/402	583/372	
Completion Pct.	66.9	63.8	
Had Intercepted	19	16	
PUNTS/AVERAGE	64/44.3	65/44.2	
NET PUNTING AVG.	64/37.8	65/40.5	
PENALTIES/YARDS	74/546	92/689	
FUMBLE/BALL LOST	11/5	20/10	
TOUCHDOWNS			
Rushing	16	10	
Passing	24	19	
Defense/Kicking	2/1	1/1	
TIME OF POSSESSION	27:40	32:20	

SCORE BY PERIODS	1	2	3	4	OT	TOTAL
COLTS	96	147	58	115	0	416
OPPONENTS	66	105	52	84	0	307

SCORING	TDR	TDP	TRT	PAT	FG	2P	S	TP
Addai	10	3						78
Clark	10							60
Stover					33/33	9/11		60
Wayne	10							60
Collie	7							42
Vinatieri					17/18	7/9		38
Garcon		4						24
Brown	3							18
Simpson	2		1					18
Hart	1							6
Lacey				1				6
Session				1				6

COLTS	16	34	3	50-51	16-20	0	0	416
OPPONENTS	10	19	2	27-27	30-36	2	0	307

2-Point: Colts 0-2, Opponents 2-4

FGS	1-19	20-29	30-39	40-49	50+	TOT.
Stover	0-0	2-2	5-6	2-2	0-1	9-11
Vinatieri	1-1	3-3	1-2	2-2	0-1	7-9
CLP	1-1	5-5	6-8	4-4	0-2	16-20
OPP.	0-0	4-4	13-14	11-14	2-4	30-36

Stover:	(XXXXXX)38,33,31,40(22,37)(25)(32)
	(43,52,36)(XXXX)
Vinatieri:	(52)(43,48)(32,26)(37,19)(23)(XXXXXX)(22(1))
OPP.:	(24,46,63)(45,44,49,45)(38)(38)(49,43,46)
	(30,45)(56,42)(31,36)(46,44,38,36,30,20)
	(35,33)(20)(42,28)(50,57)(35,43)(31,33,36)

RUSHING	NO.	YDS.	AVG.	LG	TD
Addai	219	828	3.8	21t	10
Brown	78	281	3.6	45	3
Simpson	15	102	6.8	31t	2
Hart	26	70	2.7	15	1
Clark	2	11	5.5	7	0
Garcon	2	10	5.0	17	0
Painter	3	4	1.3	10	0
Collie	2	1	0.5	2	0
Manning	19	-13	-0.7	3	0
COLTS	366	1294	3.5	45	16
OPPONENTS	467	2024	4.3	64t	10

RECEIVING	NO.	YDS.	AVG.	LG	TD
Wayne	100	1264	12.6	65t	10
Clark	100	1106	11.1	80t	10
Collie	60	676	11.3	39t	7
Addai	51	336	6.6	25	3
Garcon	47	765	16.3	66	4
Brown	11	169	15.4	72	0
Robinson	9	62	6.9	19	0
Santi	8	107	13.4	31	0
Hart	5	54	10.8	14	0
Basket	4	28	7.0	9	0
Tammie	3	35	11.7	21	0
Simpson	3	1	0.3	5	0
Clougherty	1	2	2.0	2	0
COLTS	402	4605	11.5	80t	34
OPPONENTS	372	3631	9.8	63t	19

INTERCEPTIONS	NO.	YDS.	AVG.	LG	TD
Bethea	4	19	4.8	19	0
Lacey	3	53	17.7	35t	1
Session	2	35	17.5	27t	1
Jennings	2	13	6.5	13	0
Sanders	1	29	29.0	29	0
Brackett	1	8	8.0	8	0
Hayden	1	6	6.0	6	0
Jackson	1	3	3.0	3	0
Powers	1	1	1.0	1	0
COLTS	16	167	10.4	35t	2
OPPONENTS	19	229	12.1	42	0

PUNTING NO.	YDS.	AVG.	TB	IN20	LG	BLK.
McAfee	64	2837	44.3	6	21	60
COLTS	64	2837	44.3	6	21	60
OPPONENTS	65	2883	44.4	5	25	59

PUNT RETURNS	NO.	FC	YDS.	AVG.	LG	TD
Rushing	21	22	119	5.7	22	0
Silva	7	1	32	4.6	7	0
Jennings	1	0	0	0.0	0	0
COLTS	29	23	151	5.2	22	0
OPPONENTS	36	15	301	8.4	69	0

KICKOFF RETURNS	NO.	YDS.	AVG.	LG	TD
Simpson	38	898	23.6	93t	1
Rushing	7	127	18.1	22	0
Giguere	5	122	24.4	36	0
Brown	1	21	21.0	21	0
Collie	1	8	8.0	8	0
Dawson	1	14	14.0	14	0
Robinson	1	10	10.0	10	0
Silva	1	19	19.0	19	0
COLTS	55	1219	22.2	93t	1
OPPONENTS	60	1519	25.3	106t	1

SACKS: Colts 34.0, Opponents 13.0; Freeny 13.5-95.5; Mathis 9.5-57.0; Brock 3.5-31.5; Foster 2.5-19.0; Brackett 1.0-7.0; A. Johnson 1.0-3.0; Keiaho 1.0-5.0; Wheeler 1.0-0.0; Muir 0.5-5.0; Session 0.5-5.0

USUAL STARTERS

PRO BOWLERS IN BOLDFACE

OFFENSE	DEFENSE
WR Reggie Wayne	LDE Robert Mathis
LT Charlie Johnson	LDT Dan Muir
LG Ryan Lijia	RDT Antonio Johnson
C Jeff Saturday	RDE Dwight Freeny
RG Kyle DeVan	LLB Clint Session
RT Ryan Diem	MLB Gary Brackett
TE Dallas Clark	RLB Philip Wheeler
WR Pierre Garcon	LCB Kelvin Hayden
QB Peyton Manning	RCB Jerrod Powers
RB Joseph Addai	SS Antoine Bethea
H-B Gijon Robinson	FS Melvin Bullitt

PASSING	ATT.	COMP.	YDS.	PCT.	AVG./ATT.	TD	TD%	INT.	INT%	LG	SACKED	RATING
Manning	571	393	4500	68.8	7.88	33	5.8	16	2.8	80t	10/74	99.9
Painter	28	8	83	28.6	2.96	0	0.0	2	7.1	22t	3/16	9.8
Addai	1	1	22	100.0	22.00	1	100.0	0	0.0	22t	0/0	158.3
Wayne	1	0	0	0.0	0.00	0	0.0	1	100.0	0	0/0	0.0
COLTS	601	402	4605	66.9	7.66	34	5.7	19	3.2	80t	13/90	95.4
OPPONENTS	583	372	3631	63.8	6.23	19	3.3	16	2.7	63t	34/228	80.6

RECORDS



2010

RECORD: 10-6 COACH: JIM CALDWELL
FIRST – AFC SOUTH DIVISION
HOME: 6-2 ROAD: 4-4
DIV: 4-2 CONF: 8-4 NCONF: 2-2

PRESEASON (0-4)

DATE	RESULTS	OPPONENT	ATTENDANCE
8/15	L 3-13	SAN FRANCISCO	65,664
8/19	L 23-15	@ Buffalo	39,583
8/26	L 17-18	@ Green Bay	68,987
9/2	L 7-38	CINCINNATI	65,622

REGULAR SEASON (10-6)

*Sellout *Roof/Window Open #Roof Open/Window Closed
 @Roof Closed/Window Open

DATE	RESULTS	OPPONENT	ATTENDANCE
9/12	L 24-34	@ Houston	70,974
9/19	W 38-14	NEW YORK GIANTS *#67,275	
9/26	W 27-13	@ Denver	76,401
10/3	L 28-31	@ Jacksonville	63,111
10/10	W 19-9	KANSAS CITY	*66,869
10/17	W 27-24	@ Washington	87,883
11/1	W 30-17	HOUSTON	*66,363
11/7	L 24-26	@ Philadelphia	69,144
11/14	W 23-17	CINCINNATI	*67,404
11/21	L 28-31	@ New England	68,756
11/28	L 14-36	SAN DIEGO	*66,085
12/5	L 35-38 OT	DALLAS	*67,471
12/9	W 30-28	@ Tennessee	69,143
12/19	W 34-24	JACKSONVILLE	*67,147
12/26	W 31-26	@ Oakland	52,567
1/2	W 23-20	TENNESSEE	*67,188
1/8	L 16-17	NEW YORK JETS	*65,332

TEAM STATISTICS	COLTS	OPP
TOTAL FIRST DOWNS	366	314
Rushing	87	111
Passing	253	190
Penalty	26	13
3rd Down: M/A/Pct.	91/204 44.6	78/200 39.0
4th Down: M/A/Pct.	5/8 62.5	8/18 44.4
TOTAL NET YARDS	6092	5465
Avg. Per Game	380.8	341.6
Total Plays	1088	1010
Avg. Per Play	5.6	5.4
NET YARDS RUSHING	1483	2032
Avg. Per Game	92.7	127.0
Total Rushes	393	445
NET YARDS PASSING	4609	3433
Avg. Per Game	288.1	214.6
Tackled/Yards Lost	16/91	30/194
Gross Yards	4700	3627
Att./Completions	679/450	535/356
Completion Pct.	66.3	66.5
Had Intercepted	17	10
PUNTS/AVERAGE	69/42.2	67/44.4
NET PUNTING AVG.	69/35.5	67/41.0
PENALTIES/YARDS	79/709	95/812
FUMBLES/BALL LOST	14/8	24/11
TOUCHDOWNS	51	42
Rushing	13	14
Passing	33	22
Defense/Kicking	4/1	4/2
TIME OF POSSESSION	29:41	30:19

SCORE BY PERIODS	1	2	3	4	OT	TOTAL
COLTS	78	160	68	129	0	435
OPPONENTS	70	89	115	111	3	388

SCORING	TDR	TDP	TDRT	PAT	FG	2P	S	TP
Vinatieri					51-51	26-28		129
Collie	8							48
Garcon	6							36
James	6							36
Wayne	6							36
White	5							30
Addai	4							24
Tammie	4							24
Clark	3							18
Brown	2							12
Hayden		2						12
Hagler			1					6
Hart				1				6
Moala					1			6
Robinson						1		6
Smith							1	6
COLTS	13	33	5	51-51	26-28	0	0	435
OPPONENTS	14	22	6	41-41	31-36	1	0	388

2-Point: Colts 0-0, Opponents 1-1

FGS	1-19	20-29	30-39	40-49	50+	TOT.
Vinatieri	0-0	8-8	9-10	9-10	0-0	26/28
COLTS	0-0	8-8	9-10	9-10	0-0	26-28
OPP.	0-0	9-9	10-10	7-9	5-8	31-36

Vinatieri:	(20/38)	(38/33)	(20,24,47,42)
	(38,43,48)	(33/48)	(23,36/37/28,47,23)
	(11/11)	(21,28,47)	(34,37/30/48,44,43)
OPP.:	(30,49)	(25,34/59)	(45,35,43,51/48,39)
	(53/22,21,31,44/27)	(25/28,33,50,30,20)	
	(30,48,46,38)	(22/59,38,54,51,45)	
	(26,42,61)		

RUSHING	NO.	YDS.	AVG.	LG	TD
Brown	129	497	3.9	49	2
Addai	116	495	4.3	46	4
Hart	43	185	4.3	35	1
Rhodes	37	172	4.6	15	0
James	46	112	2.4	11	6
Manning	18	18	1.0	27	0
Garcon	2	6	3.0	11	0
Moore	2	-2	-1.0	11	0
COLTS	393	1483	3.8	49	13
OPPONENTS	445	2032	4.6	62	14

RECEIVING	NO.	YDS.	AVG.	LG	TD
Wayne	111	1355	12.2	50	6
Garcon	67	784	11.7	57	6
Tammie	67	631	9.4	30	4
Collie	58	649	11.2	73	8
Clark	37	347	9.4	50	3
White	36	355	9.9	33	5
Brown	20	205	10.3	25	0
Addai	19	124	6.5	15	0
James	9	63	7.0	11	0
James	6	40	6.7	17	0
Hart	6	25	4.2	10	0
Gonzalez	5	67	13.4	34	0
Eldridge	5	39	7.8	10	0
Robinson	3	12	4.0	16	1
Rhodes	1	4	4.0	14	0
COLTS	450	4700	10.4	73	33
OPPONENTS	356	3627	10.2	61	22

INTERCEPTIONS	NO.	YDS.	AVG.	LG	TD
Hayden	2	56	28.0	31	2
Powers	2	11	5.5	11	0
Francisco	2	10	5.0	11	0
Lacey	1	44	44.0	44	0
Hagler	1	35	35.0	35	0
Betha	1	31	31.0	31	0
Bullitt	1	19	19.0	19	0
COLTS	10	206	20.6	44	2
OPPONENTS	17	277	16.3	47	4

PUNTING NO.	YDS.	AVG.	TB	IN20	LG	BLK.
McAfee	65	2731	42.0	7	21	66
Kapinos	4	178	44.5	1	2	55
COLTS	69	2909	42.2	8	23	66
OPPONENTS	67	2978	44.4	1	23	65

PUNT RETURNS	NO.	FC	YDS.	AVG.	LG	TD
White	10	14	80	8.0	18	0
Powers	8	4	63	7.9	13	0
James	7	3	35	5.0	14	0
Moore	6	3	36	6.0	16	0
COLTS	31	24	214	6.9	18	0
OPPONENTS	28	22	299	10.7	78	1

KICKOFF RETURNS	NO.	YDS.	AVG.	LG	TD
Tryon	14	299	21.4	39	0
James	14	229	16.4	26	0
Moore	12	257	21.4	33	0
Rhodes	12	252	21.0	27	0
Brown	5	102	20.4	23	0
Moore	5	102	20.4	27	0
James	3	16	5.3	16	0
Hagler	1	41	41.0	41	1
Foster	1	12	12.0	12	0
COLTS	67	1310	19.6	41	1
OPPONENTS	73	1880	25.8	99	1

SACKS: Colts 30.0, Opponents 16.0; Mathis 11.0-59.5; Freeney 10.0-74.0; Foster 3.5-30.5; Angerer 1.0-8.0; Team 1.0-8.0; Session 1.0-7.0; Hagler 1.0-1.0; Brackett 0.5-4.0; Betha 0.5-1.0; A. Johnson 0.5-1.0

USUAL STARTERS PRO BOWLERS IN BOLDFACE

OFFENSE	DEFENSE
WR Reggie Wayne	LDE Robert Mathis
LT Charlie Johnson	LDT Fili Moala
LG Kyle DeVan	RDT Dan Muir
CB Jeff Saturday	RDE Dwight Freeney
RG Mike Pollak	LLB Pat Angerer
RT Ryan Diem	MLB Gary Brackett
TE Jacob Tammie	RLB Kavell Conner
WR Pierre Garcon	LCB Kelvin Hayden
QB Peyton Manning	RCB Jerraud Powers
RB Donald Brown	SS Antoine Betha
H-B Brody Eldridge	FS Aaron Francisco

PASSING	ATT.	COMP.	YDS.	PCT.	AVG./ATT.	TD	TD%	INT.	INT%	LG	SACKED	RATING
Manning	679	450	4700	66.3	6.92	33	4.9	17	2.5	73	16/91	91.9
COLTS	679	450	4700	66.3	6.92	33	4.9	17	2.5	73	16/91	91.9
OPPONENTS	535	356	3627	66.5	6.78	22	4.1	10	1.9	61	30/194	91.7

RECORDS



2011

RECORD: 2-14 COACH: JIM CALDWELL
FOURTH – AFC SOUTH DIVISION
HOME: 2-6 ROAD: 0-8
DIV: 2-4 CONF: 2-10 NCONF: 0-4

PRESEASON (1-3)			
DATE	RESULTS	OPPONENT	ATTENDANCE
8/13	L 10-33	@ St. Louis	55,461
8/19	L 3-16	WASHINGTON	64,753
8/26	L 24-59	GREEN BAY	65,285
9/1	W 28-30	@ Cincinnati	39,797

REGULAR SEASON (2-14)					
*Sellout		*Roof/Window Open		*Roof Open/Window Closed	
DATE	RESULTS	OPPONENT	ATTENDANCE		
9/11	L 7-34	@ Houston	71,444		
9/18	L 19-27	CLEVELAND	*@65,035		
9/25	L 20-23	PITTSBURGH	*@66,309		
10/3	L 17-24	@ Tampa Bay	63,972		
10/9	L 24-28	KANSAS CITY	*@65,088		
10/16	L 17-27	@ Cincinnati	52,068		
10/23	L 7-62	@ New Orleans	73,012		
10/30	L 10-27	@ Tennessee	66,143		
11/6	L 7-31	ATLANTA	*@65,218		
11/13	L 3-17	JACKSONVILLE	*@64,619		
11/27	L 19-27	CAROLINA	*@63,928		
12/4	L 24-31	@ New England	68,756		
12/11	L 10-24	@ Baltimore	71,187		
12/18	W 27-13	TENNESSEE	*@64,271		
12/22	W 19-16	HOUSTON	*@64,159		
1/1	L 13-19	@ Jacksonville	62,481		

TEAM STATISTICS	COLTS	OPP
TOTAL FIRST DOWNS	258	343
Rushing	69	136
Passing	170	193
Penalty	19	14
3rd Down: M/A/Pct.	74/214 34.6	98/216 45.4
4th Down: M/A/Pct.	4/11 36.4	3/6 50.0
TOTAL NET YARDS	4589	5935
Avg. Per Game	286.8	370.9
Total Plays	951	1062
Avg. Per Play	4.8	5.6
NET YARDS RUSHING	1594	2303
Avg. Per Game	99.6	143.9
Total Rushes	392	540
NET YARDS PASSING	2995	3632
Avg. Per Game	187.2	227.0
Tackled/Yards Lost	35/228	29/192
Gross Yards	3223	3824
Att./Completions	534/302	493/351
Completion Pct.	56.5	71.2
Had Intercepted	14	8
PUNTS/AVERAGE	89/46.0	74/43.6
NET PUNTING AVG.	89/38.8	74/40.3
PENALTIES/YARDS	76/549	84/804
FUMBLES/BALL LOST	24/15	15/9
TOUCHDOWNS	25	49
Rushing	8	19
Passing	14	25
Defense/Kicking	3/0	4/1
TIME OF POSSESSION	26:13	33:47

SCORE BY PERIODS	1	2	3	4	OT	TOTAL
COLTS	19	89	36	99	0	243
OPPONENTS	108	129	92	101	0	430

SCORING	TDR	TDP	TDRT	PAT	FG	2P	S	TP
Vinatieri					24/24	23/27		93
Garcon		6						36
Brown		5						30
Wayne		4						24
Clark		2						12
Carter		2						12
Addai		1						6
Anderson			1					6
Tammie		1						6
Powers			1					6
Collie		1						6
Lacey			1					6
COLTS	8	14	3	24/24	23/27	0	0	243
OPPONENTS	19	25	5	49/49	29/34	0	0	430

2-Point: Colts 0-1, Opponents 0-0

FGS	1-19	20-29	30-39	40-49	50+	TOT.
Vinatieri	0-0	7-7	6-7	8-10	2-3	23-27
COLTS	0-0	7-7	6-7	8-10	2-3	23-27
OPPONENTS	0-0	9-9	7-8	10-14	3-3	29-34

Vinatieri:	(37)	(39.27)	(52.36)	(21.25)	(45.43)	(53)
	(46.528)	(22)	(42)	(43.31)	(31)	(22)
	(23.32)	(42)	(47.31)	(48.20)		
OPP.:	(25.29)	(20.23)	(48.36)	(44.38)	(46.46)	(1)
	(20.43)	(23.47)	(51.50)	(20)	(44.45)	
	(40.458)	(41)	(39)	(36)	(53.21)	(44.35)
	(25.32)	(47.39)				

RUSHING	NO.	YDS.	AVG.	LG	TD
Brown	134	645	4.8	80t	5
Addai	118	433	3.7	16	1
Carter	101	377	3.7	42	2
Painter	17	107	6.3	24	0
Garcon	4	28	7.0	18	0
Orlovsky	6	5	0.8	7	0
Collins	2	-1	-0.5	0	0
COLTS	382	1594	4.2	80t	8
OPPONENTS	540	2303	4.3	56	19

RECEIVING	NO.	YDS.	AVG.	LG	TD
Wayne	75	960	12.8	56t	4
Garcon	70	947	13.5	87t	6
Collie	54	514	9.5	27	1
Clark	34	352	10.4	21	2
Tammie	19	177	9.3	29	1
Brown	16	86	5.4	17	0
Addai	15	93	6.2	12	0
Eldridge	9	45	5.0	8	0
Carter	5	18	3.6	7	0
Felton	2	16	8.0	9	0
Hill	2	10	5.0	5	0
Mahaffey	1	5	5.0	5	0
COLTS	302	3223	10.7	87t	14
OPPONENTS	351	3824	10.9	81t	25

INTERCEPTIONS	NO.	YDS.	AVG.	LG	TD
Lefeged	2	25	12.5	25	0
Powers	2	19	9.5	13	1
Lacey	1	32	32.0	32t	1
Brackett	1	27	27.0	27	0
Bullitt	1	15	15.0	15	0
Angerer	1	0	0.0	0	0
COLTS	8	118	14.8	32t	2
OPPONENTS	14	119	8.5	42t	1

PUNTING NO.	YDS.	AVG.	TB	IN20	LG	BLK.
McAfee	88	4088	46.6	3	21	64
COLTS	88	4088	46.0	3	21	64
OPPONENTS	74	3230	43.6	7	26	60

PUNT RETURNS	NO.	FC	YDS.	AVG.	LG	TD
Garcon	16	8	44	2.8	20	0
Lefeged	9	4	42	4.7	21	0
White	7	10	22	3.1	13	0
Powers	0	1	0	0	0	0
COLTS	32	23	108	3.4	21	0
OPPONENTS	48	18	550	11.5	79t	1

KICKOFF RETURNS	NO.	YDS.	AVG.	LG	TD
Lefeged	31	578	18.6	51	0
COLTS	31	578	18.6	51	0
OPPONENTS	19	584	30.7	76	0

SACKS: Colts 29.0, Opponents 35.0; Mathis 9.5-71.5; Freney 8.5-87.5; Anderson 3.0-5.0; Brayton 2.0-6.0; Moala 2.0-2.0; Hughes 1.0-5.0; Mathis 1.0-9.0; Wheeler 1.0-6.0; Angerer 1.0-0.0

USUAL STARTERS

PRO BOWLERS IN BOLDFACE

OFFENSE		DEFENSE	
WR	Reggie Wayne	LDE	Robert Mathis
LT	Anthony Castonzo	LDT	Fili Moala
LG	Joe Reitz	RDT	Antonio Johnson
C	Jeff Saturday	RDE	Dwight Freeney
RG	Ryan Diem	SLB	Phil Wheeler
RT	Jeff Linkenbach	MLB	Pat Angerer
TE	Dallas Clark	WLB	Kavell Conner
WR	Pierre Garcon	LCB	Jacob Lacey
QB	Curtis Painter	RCB	Jerraud Powers
RB	Joseph Addai	SS	David Caldwell
H-B	Brody Eldridge	FS	Antoine Bethea

PASSING	ATT.	COMP.	YDS.	PCT.	AVG./ATT.	TD	TD%	INT.	INT.%	LG	SACKED	RATING
Painter	243	132	1541	54.3	6.3	6	2.5	9	3.7	87t	16/104	66.6
Orlovsky	193	122	1201	63.2	6.2	6	3.1	4	2.1	40	14/84	82.4
Collins	98	48	481	49.0	4.9	2	2.0	1	1.0	36	5/40	65.9
COLTS	534	302	3223	56.6	6.0	14	2.6	14	2.6	87t	35/228	72.2
OPPONENTS	493	351	3824	71.2	7.8	25	5.1	8	1.6	81t	29/192	103.9

RECORDS



2012

RECORD: 11-5 COACH: CHUCK PAGANO
SECOND – AFC SOUTH DIVISION
HOME: 7-1 ROAD: 4-4
DIV: 4-2 CONF: 8-4 NCONF: 3-1

PRESEASON (2-2)

DATE	RESULTS	OPPONENT	ATTENDANCE
8/12	W 38-3	ST. LOUIS	64,133
8/19	L 24-26	@ Pittsburgh	54,599
8/25	L 17-30	@ Washington	60,047
8/30	W 20-16	CINCINNATI	65,035

REGULAR SEASON (11-5)

DATE	RESULTS	OPPONENT	ATTENDANCE
9/9	L 21-41	@ Chicago	62,341
9/16	W 23-20	MINNESOTA	*A63,912
9/23	L 17-22	JACKSONVILLE	*A63,536
10/7	W 30-27	GREEN BAY	*67,020
10/14	L 9-35	@ New York Jets	*79,088
10/21	W 17-13	CLEVELAND	*A64,560
10/28	W 19-13 OT	@ Tennessee	69,143
11/4	W 23-20	MIAMI	*66,479
11/8	W 27-10	@ Jacksonville	63,272
11/18	L 24-59	@ New England	68,756
11/25	W 20-13	BUFFALO	*64,366
12/2	W 35-33	@ Detroit	63,887
12/9	W 27-23	TENNESSEE	*64,688
12/16	L 17-29	@ Houston	71,702
12/23	W 20-13	@ Kansas City	62,938
12/30	W 28-16	HOUSTON	*66,957
1/6	L 9-24	@ Baltimore	71,379

TEAM STATISTICS	COLTS	OPP
TOTAL FIRST DOWNS	360	325
Rushing	110	102
Passing	208	190
Penalty	42	33
3rd Down: M/A/Pct.	98/229 42.8	75/197 38.1
4th Down: M/A/Pct.	7/8 87.5	3/7 42.9
TOTAL NET YARDS	5799	5988
Avg. Per Game	362.4	374.3
Total Plays	1109	995
Avg. Per Play	5.2	6.0
NET YARDS RUSHING	1671	2200
Avg. Per Game	104.4	137.5
Total Rushes	440	428
NET YARDS PASSING	4128	3789
Avg. Per Game	258.0	236.8
Tackled/Yards Lost	41/246	32/189
Gross Yards	4374	3977
Att./Completions	628/339	535/334
Completion Pct.	54.0	62.4
Had Intercepted	18	12
PUNTS/AVERAGE	74/47.3	71/47.2
NET PUNTING AVG.	74/40.3	71/41.2
PENALTIES/YARDS	94/801	128/1208
FUMBLES/BALL LOST	21/9	11/3
TOUCHDOWNS	Rushing 11	14
Passing	23	32
Defense/Kicking	4/2	2/3
TIME OF POSSESSION	30:36	29:24

SCORE BY PERIODS	1	2	3	4	OT	TOTAL
COLTS	93	96	81	6	0	357
OPPONENTS	69	144	78	96	0	387

SCORING	TDR	TDP	TDR/T	PAT	FG	2P	S	TP
Vinatieri			37/37	26/33				115
Hilton		7	1					48
Luck	5							30
Wayne		5						30
Allen		3						18
Avery		3						18
Ballard	2	1						18

SCORING	TDR	TDP	TDR/T	PAT	FG	2P	S	TP
Carter	3							18
Butler			2					12
Fleener		2						12
Brown	1					1		8
Brazill		1						6
Freeman			1					6
Karim			1					6
Moore		1						6
Vaughn			1					6
COLTS	11	23	6	37/37	26/33	1	0	357
OPPONENTS	14	23	5	39/39	32/41	0	0	387

FGS	1-19	20-29	30-39	40-49	50+	TOT.
Vinatieri	1-1	8-8	4-7	9-10	4-7	26/33
COLTS	1-1	8-8	4-7	9-10	4-7	26-33
OPPONENTS	0-0	6-6	15-16	8-11	3-8	32-41

Vinatieri:	(37/26 45.53)	(36.37/24.53 50.28)
	(20.50 47.38)	(20.37b.44)
	(48.23 54b.47 43.31 41.41)	(47.58)25.19)
	(153.40)26(46.36)1)	
OPP.:	(35.26)51.29(44.47 26(52.51)11)	
	(39.45 30(37.31)44.40(36.31)33.31)	
	(48.33 52.31(57.40 31.25)	
	(29.35 50.27 46.33(47.43 47.)	
	(51.37.37.52)	

RUSHING	NO.	YDS.	AVG.	LG	TD
Ballard	211	614	3.9	26	2
Brown	100	417	3.9	19	1
Luck	62	255	4.1	19	5
Carter	32	122	3.8	20	3
Hilton	5	29	5.8	19	0
Moore	13	20	1.5	6	0
Avery	4	9	2.3	7	0
Allen	3	5	1.7	3	0
Hughes	1	5	5.0	5	0
Wayne	1	-5	-5.0	-5	0
COLTS	440	1671	3.8	26	11
OPPONENTS	428	2200	5.1	86f	14

RECEIVING	NO.	YDS.	AVG.	LG	TD
Wayne	106	1355	12.8	33	5
Avery	60	781	13.0	48	3
Hilton	50	861	17.2	70t	7
Allen	45	521	11.6	40	3
Fleener	26	281	10.8	26t	2
Ballard	17	152	8.9	19	1
Brazill	11	186	16.9	42t	1
Brown	9	93	10.3	39	0
Moore	6	77	12.8	32	1
Adams	2	26	13.0	13	0
Saunders	2	15	7.5	11	0
Carter	1	13	13.0	13	0
Jones	1	8	8.0	8	0
Collie	1	6	6.0	6	0
Hughes	1	3	3.0	3	0
Palmer	1	-4	-4.0	-4	0
COLTS	339	4374	12.9	70t	23
OPPONENTS	334	3977	11.9	80t	23

INTERCEPTIONS	NO.	YDS.	AVG.	LG	TD
Butler	4	101	25.3	51	2
Davis	3	26	8.7	26	0
Zbikowski	1	20	20.0	20	0
Freeman	1	4	4.0	4t	1
Vaughn	1	3	3.0	3t	1
Mathis	1	1	1.0	1	0
Powers	1	0	0.0	0	0
COLTS	12	155	12.9	51	4
OPPONENTS	18	406	22.6	87t	3

PUNTING NO.	YDS.	AVG.	TB	IN20	LG	BLK.
McAfee	73	3500	47.9	7	26	64
COLTS	73	3500	47.9	7	26	64
OPPONENTS	71	3340	47.0	5	24	66

PUNT RETURNS	NO.	FC	YDS.	AVG.	LG	TD
Hilton	26	18	300	11.5	75t	1
Brazill	2	1	12	6.0	8	0
Zbikowski	0	1	0	0.0	0	0
COLTS	28	20	312	11.1	75t	1
OPPONENTS	32	14	375	11.7	68t	1

KICKOFF RETURNS	NO.	YDS.	AVG.	LG	TD
Vaughn	10	209	20.9	40	0
Kamm	9	328	36.4	101t	1
Hilton	7	118	16.9	26	0
Zbikowski	6	123	20.5	34	0
Lefeged	4	68	17.0	19	0
Brazill	3	50	16.7	20	0
Moore	3	50	16.7	24	0
Sowell	1	11	11.0	11	0
COLTS	43	957	22.3	101t	1
OPPONENTS	34	841	24.7	50	0

SACKS: Colts 32.0, Opponents 41.0; Mathis 8.0-54.0; Freaney 5-24.0; J. Hughes 4-18.0; Bethea 2-8.0; Freeman 2-17.0; Redding 2-12.0; Conner 1-0.0; Davis 1-3.0; Fokuu 1-6.0; Geathers 1-9.0; Gordy 1-14.0; Guy 1-8.0; Nevis 1-8.0; Westerman 1-2.0; Zbikowski 1-6.0

USUAL STARTERS PRO BOWLERS IN BOLDFACE

OFFENSE	DEFENSE
WR Reggie Wayne	DE Cory Redding
LT Anthony Castonzo	NT Antonio Johnson
LG Joe Reitz	DT Fili Moala
C Samson Satele	SLB Robert Mathis
RG Mike McGlynn	MIKE Kaveli Conner
RT Winston Justice	WILL Jerrell Freeman
TE Coby Fleener	RUSH Dwight Freaney
WR Donnie Avery	LCB Cassius Vaughn
QB Andrew Luck	RCB Vontae Davis
F Dwayne Allen	SS Tom Zbikowski
RB Vick Ballard	FS Antoine Bethea

PASSING	ATT.	COMP.	YDS.	PCT.	AVG./ATT.	TD	TD%	INT.	INT%	LG	SACKED	RATING
Luck	627	339	4374	54.1	6.9	23	3.7	18	2.9	70t	41/246	76.5
Hilton	1	0	0	0.0	0.0	0	0.0	0	0.0	0	0/0	39.6
COLTS	628	339	4374	54.0	6.9	23	3.7	18	2.9	70t	41/246	76.4
OPPONENTS	535	334	3977	62.4	7.4	23	4.3	12	2.2	80t	32/189	90.1

RECORDS



2013

RECORD: 11-5 COACH: CHUCK PAGANO

FIRST – AFC SOUTH DIVISION

HOME: 6-2 ROAD: 5-3

DIV: 6-0 CONF: 9-3 NCONF: 2-2

PRESEASON (2-2)				
DATE	RESULTS	OPPONENT	ATTENDANCE	
8/11	L 20-44	BUFFALO	66,181	
8/18	W 20-12	@ NY Giants	75,491	
8/24	W 27-6	CLEVELAND	65,626	
8/29	L 10-27	@ Cincinnati	49,229	

REGULAR SEASON (11-5)

*Sellout *Roof/Window Open *Roof Open/Window Closed

DATE	RESULTS	OPPONENT	ATTENDANCE	
9/8	W 21-17	OAKLAND	*65,412	
9/15	L 20-44	MIAMI	*65,406	
9/22	W 27-7	@ San Francisco	69,732	
9/29	W 37-3	@ Jacksonville	59,695	
10/6	W 34-28	SEATTLE	66,608	
10/14	L 9-19	@ San Diego	57,954	
10/20	W 39-33	DENVER	*67,196	
11/3	W 27-24	@ Houston	71,778	
11/10	L 9-38	ST. LOUIS	*66,004	
11/14	W 30-27	@ Tennessee	69,143	
11/24	L 11-40	@ Arizona	60,882	
12/1	W 22-14	TENNESSEE	*65,502	
12/8	L 28-42	@ Cincinnati	62,507	
12/15	W 25-3	HOUSTON	*65,470	
12/22	W 23-7	@ Kansas City	75,396	
12/29	W 30-10	JACKSONVILLE	*66,008	
1/4	W 45-44	KANSAS CITY	*68,551	
1/11	L 22-43	@ New England	68,756	

TEAM STATISTICS	COLTS	OPP
TOTAL FIRST DOWNS	318	319
Rushing	89	101
Passing	191	191
Penalty	39	27
3rd Down: M/A/Pct.	80/213/37.6	79/210/37.6
4th Down: M/A/Pct.	3/10/30.0	10/19/52.6
TOTAL NET YARDS	5468	5713
Avg. Per Game	341.8	357.1
Total Plays	1023	1026
Avg. Per Play	5.3	5.6
NET YARDS RUSHING	1743	2002
Avg. Per Game	108.9	125.1
Total Rushes	409	448
NET YARDS PASSING	3725	3711
Avg. Per Game	232.8	231.9
Tackled/Yards Lost	32/227	42/248
Gross Yards	3952	3959
Att./Completions	582/350	536/324
Completion Pct.	60.1	60.4
Had Intercepted	10	15
PUNTS/AVERAGE	77/45.4	75/45.6
NET PUNTING AVG.	38.0	39.7
PENALTIES/YARDS	66/576	112/990
FUMBLES/BALL LOST	14/4	26/12
TOUCHDOWNS	14	38
Rushing	15	14
Passing	23	21
Defense/Kicking	1/1	2/1
TIME OF POSSESSION	29:41	30:19

SCORE BY PERIODS	1	2	3	4	OT	TOTAL
COLTS	70	117	106	95	0	391
OPPONENTS	102	102	66	66	0	336

SCORING	TDR	TDP	TDRT	PAT	FG	2P	S	TP
Vinatieri				34/34	35/40			139
Brown	6	2						48
Hilton	5							30
Fleener	4				2			28
Luck	4							24
Richardson	3	1						24
Wayne	2	2			1			14
Bradshaw	2							12
Whalen	2							12
Brazil	2							12
Rogers	2							12

PASSING	ATT.	COMP.	YDS.	PCT.	AVG./ATT.	TD	TD%
Luck	570	343	3822	60.2	6.7	23	4.0
Hasselbeck	12	7	130	58.3	10.8	0	0.0
COLTS	582	350	3952	60.1	6.8	23	4.0
OPPONENTS	536	324	3959	60.4	7.4	21	3.9

SCORING	TDR	TDP	TDRT	PAT	FG	2P	S	TP
Heyward-Bey	1					1		8
Allen	1							6
Butler			1					6
Havili	1							6
Howell			1					6
Redding							1	2
Mathis								2
COLTS	15	23	2	34/34	35/40	4	2	391
OPPONENTS	14	21	3	37/37	23/30	0	1	336

FGS	1-19	20-29	30-39	40-49	50+
A. Vinatieri	0/0	6/6	10/11	15/17	4/6
COLTS	0/0	6/6	10/11	15/17	4/6
OPPONENTS	0/0	3/4	9/9	7/12	4/5

Vinatieri:	(1)52,30,38(43,41,51)(22,46,28(41,49)
	(30,50,51)(27,52,42)(26,30,35)(48,30,50)
	(27)(47,48,45,37,49)(44)(37,43,40)
	(34,46,45,30)(23,26,39)
OPP.:	(48,38)(54)(53)(42,48b,36,41,46)
	(31,33,34,50)(31,47)(49,43,43,55)(32)
	(25,38)(28b,48,50,21,25)(49,47)(37)

RUSHING	NO.	YDS.	AVG.	LG	TD
Brown	102	537	5.3	51t	6
Richardson	157	458	2.9	22	3
Luck	63	377	6.0	29	4
Bradshaw	41	186	4.5	27	2
Ballard	13	63	4.8	12	0
Choice	11	44	4.0	8	0
Herron	5	33	6.6	22	0
Heyward-Bey	3	26	8.7	30	0
Havili	7	7	1.0	4	0
Hilton	2	6	3.0	3	0
Wayne	1	5	5.0	5	0
Lynch	1	3	3.0	3	0
Rogers	1	0	0.0	0	0
Hasselbeck	2	-2	-1.0	-1	0
COLTS	409	1743	4.3	51t	15
OPPONENTS	448	2002	4.5	56	14

RECEIVING	NO.	YDS.	AVG.	LG	TD
Hilton	82	1083	13.2	73t	5
Fleener	52	608	11.7	44	4
Wayne	38	503	13.2	35	2
Heyward-Bey	29	309	10.7	27	1
Richardson	28	265	9.5	24	1
Brown	27	214	7.9	33t	2
Whalen	24	259	10.8	25	2
Havili	18	128	7.1	20t	1
Rogers	14	192	13.7	69t	2
Brazil	12	161	13.4	29t	2
Bradshaw	7	42	6.0	14	0
Doyle	5	19	3.8	8	0
Saunders	4	46	11.5	18	0
Jones	2	34	17.0	21	0
Herron	1	57	57.0	57	0
RECEIVING	NO.	YDS.	AVG.	LG	TD
Allen	1	20	20.0	20t	1
Hughes	1	6	6.0	6	0
Choice	1	5	5.0	5	0
Cunningham	1	4	4.0	4	0
Reed	1	2	2.0	2	0
Satele	1	0	0.0	0	0
Ballard	1	-5	-5.0	-5	0
COLTS	350	3952	11.3	73t	23
OPPONENTS	324	3959	12.2	81t	21

INTERCEPTIONS	NO.	YDS.	AVG.	LG	TD
Butler	4	79	19.8	41t	1
Vaughn	3	9	3.0	8	0
Betha	2	48	24.0	46	0
Freeman	2	13	6.5	13	0
Toller	1	26	26.0	26	0
Gordy	1	7	7.0	7	0
Angerer	1	4	4.0	4	0
Davis	1	0	0.0	0	0
COLTS	15	186	12.4	46	1
OPPONENTS	10	91	9.1	32	1

PUNTING	NO.	YDS.	AVG.	TB	IN20	LG	BLK.
McAtee	76	3499	46.0	7	27	65	1
COLTS	76	3499	45.6	7	27	65	1
OPPONENTS	75	3423	45.6	6	24	70	0

PUNT RETURNS	NO.	FC	YDS.	AVG.	LG	TD
Hilton	17	12	159	9.4	34	0
Whalen	8	7	104	13.0	51	0
Rainey	4	4	29	7.3	18	0
Brazil	3	2	25	8.3	17	0
Butler	1	0	9	9.0	9	0
COLTS	33	25	326	9.9	51	0
OPPONENTS	29	17	396	13.7	98t	1

KICKOFF RETURNS	NO.	YDS.	AVG.	LG	TD
Reed	24	590	24.6	39	0
Rainey	6	131	21.8	27	0
Vaughn	5	142	28.4	33	0
Brazil	3	57	19.0	21	0
Williams	1	28	28.0	28	0
Choice	1	28	28.0	28	0
Whalen	1	22	22.0	22	0
Herron	1	13	13.0	13	0
Adongo	1	0	0.0	0	0
COLTS	43	1011	23.5	39	0
OPPONENTS	43	1085	25.2	56	0

SACKS: Colts 42.0, Opponents 32.0; Mathis 19.5-120.5; Freeman 5.5-22.5; Redding 4.5-14.5; Walden 3.0-23.0; Jean Francois 2.5-19.5; Werner 2.5-15.0; Moala 1.5-4.0; Betha 1.0-12.0; Sheppard 1.0-9.0; Angerer 0.5-4.0; Matthews 0.5-4.0

USUAL STARTERS

PRO BOWLERS IN BOLDFACE

OFFENSE		DEFENSE	
WR	T.Y. Hilton	DE	Cory Redding
LT	Anthony Castonzo	NT	Aubrayo Franklin
LG	Hugh Thornton	DT	Ricky Jean Francois
C	Samson Satele	SLB	Erik Walden
RG	Mike McGlynn	MIKE	Pat Angerer
RT	Gosder Cherilus	WILL	Jerrell Freeman
TE	Coby Fleener	RUSH	Robert Mathis
WR	Dariusz Heyward-Lock	LCB	Greg Toler
QB	Andrew Luck	RCB	Vontae Davis
FB	Stanley Havili	SS	Antoine Betha
RB	Trent Richardson	FS	LaRon Landry
LS	Matt Overton		

INT.	INT.%	LG	SACKED	RATING
9	1.6	73t	32/227	87.0
1	8.3	57t	0/0	61.1
10	1.7	73t	32/227	86.5
15	2.8	81t	42/248	84.6

RECORDS



2014

RECORD: 11-5 COACH: CHUCK PAGANO
FIRST – AFC SOUTH DIVISION
HOME: 6-2 ROAD: 5-3
DIV: 6-0 CONF: 9-3 NCONF: 2-2

PRESEASON (0-4)			
DATE	RESULTS	OPPONENT	ATTENDANCE
8/7	L 10-13	@ NY Jets	78,160
8/16	L 26-27	NY GIANTS	65,350
8/23	L 17-23	NEW ORLEANS	65,565
8/28	L 7-35	@ Cincinnati	42,020

REGULAR SEASON (11-5)

*Sellout				*Roof/Window Open				*Roof Open/Window Closed			
*Roof Closed/Window Open											
DATE	RESULTS	OPPONENT	ATTENDANCE								
9/7	L 24-31	@ Denver	76,939								
9/15	L 27-30	PHILADELPHIA	*64,871								
9/21	W 44-17	@ Jacksonville	60,601								
9/28	W 41-17	TENNESSEE	*#64,757								
10/5	W 20-13	BALTIMORE	*#65,258								
10/9	W 33-28	@ Houston	71,787								
10/19	W 27-0	CINCINNATI	*#66,539								
10/26	L 34-51	@ Pittsburgh	62,479								
11/3	W 40-24	@ New York Giants	77,975								
11/16	L 20-42	NEW ENGLAND	*66,751								
11/23	W 23-3	JACKSONVILLE	*64,328								
11/30	W 49-27	WASHINGTON	*65,352								
12/7	W 25-24	@ Cleveland	67,431								
12/14	W 17-10	HOUSTON	*65,148								
12/21	L 7-42	@ Dallas	91,899								
12/28	W 27-10	@ Tennessee	69,143								
1/4	W 26-10	CINCINNATI	*63,385								
1/11	W 24-13	@ Denver	76,867								
1/18	L 7-45	@ New England	68,756								

TEAM STATISTICS		COLTS	OPP
TOTAL FIRST DOWNS		371	309
Rushing		80	103
Passing		251	175
Penalty		40	31
3rd Down: M/A/Pct.	89/217 41.0	67/201 33.3	
4th Down: M/A/Pct.	6/15 40.0	4/17 23.5	
TOTAL NET YARDS		6506	5483
Avg. Per Game		406.6	342.7
Total Plays		1105	1007
Avg. Per Play		5.9	5.4
NET YARDS RUSHING		1612	1814
Avg. Per Game		100.8	113.4
Total Rushes		415	423
NET YARDS PASSING		4894	3669
Avg. Per Game		305.9	229.3
Sacked/Yards Lost		29/168	41/263
Gross Yards		5062	3932
Att./Completions		661/410	543/320
Completion Pct.		62.0	58.9
Had Intercepted		16	12
POINTS/AVERAGE		69/46.7	90/47.5
NET PUNTING AVG.		42.8	42.4
PENALTIES/YARDS		105/848	101/866
FUMBLES/BALL LOST		31/15	29/14
TOUCHDOWNS		53	46
Rushing		9	14
Passing		42	27
Returns		2	5
TIME OF POSSESSION		31:54	28:06

SCORE BY PERIODS	1	2	3	4	OT	TOTAL
COLTS	87	141	122	108	0	458
OPPONENTS	54	124	90	101	0	369

SCORING	TDR	TDP	TDRT	PAT	FG	2P	S	TP
Vinatieri					50/50	30/31		140
Allen	8							48
Bradshaw	2	6						48
Fleener	8							48
Hilton	7							42
Nicks	4							24
Luck	3							18
Moncrief		3						18
Richardson	3							18
Doyle	2							12
Wayne	2							12
Castonzo	1							6
Herron	1							6
Jackson			1					6
Tipton	1							6
Toler			1					6
COLTS	9	42	2	50/50	30/31	0	0	458
OPPONENTS	14	27	5	46/46	15/19	0	1	369

FGS	1-9	20-29	30-39	40-49	50+	Tot.
Vinatieri	0-0	10-10	10-10	7-8	3-3	30-31
COLTS	0-0	10-10	10-10	7-8	3-3	30-31
OPPONENTS	0-0	6-6	6-8	1-2	2-3	15-19

Vinatieri:	(25/46,27/48,43,25/31,30/38,34)
	(27,34/23,50/31,23/48,31/48,43)
	(31,53/46,20,32/151,33/29/1)
	(23,46,26)
OPP.:	(21/31,38,23,36/41/36/52,27/37/11)
	(38/1/28,25,29/40,39/53/52/31)

RUSHING	NO.	YDS.	AVG.	LG	TD
Richardson	159	519	3.3	27	3
Bradshaw	90	425	4.7	29	2
Herron	78	351	4.5	49t	1
Luck	64	273	4.3	20	3
Hilton	2	20	10.0	15	0
Tipton	10	18	1.8	9	0
Moncrief	4	17	4.3	7	0
Hasselbeck	8	-11	-1.4	0	0
COLTS	415	1612	3.9	49t	9
OPPONENTS	423	1814	4.3	52	14

RECEIVING	NO.	YDS.	AVG.	LG	TD
Hilton	82	1345	16.4	73t	7
Wayne	64	779	12.2	80	2
Fleener	51	774	15.2	73t	8
Nicks	38	405	10.7	29	4
Bradshaw	38	300	7.9	22	6
Moncrief	32	444	13.9	79t	3
Allen	29	395	13.6	41	8
Richardson	27	229	8.5	24	0
Herron	21	173	8.2	26	0
Doyle	18	118	6.6	20	2
Tipton	6	68	11.3	32	1
Whalen	2	23	11.5	18	0
Castonzo	1	1	1.0	1t	1
Cribbs	1	8	8.0	8	0
COLTS	410	5062	12.3	80	42
OPPONENTS	320	3932	12.3	63t	27

INTERCEPTIONS	NO.	YDS.	AVG.	LG	TD
Adams	5	24	4.8	10	0
Davis	4	72	18.0	42	0
Toler	2	47	23.5	47t	1
Gordy	1	0	0.0	0	0
COLTS	12	143	11.9	47t	1
OPPONENTS	16	250	15.6	46	3

PUNTING NO.	YDS.	AVG.	TB	IN20	LG	BLK.
McAfee	69	3221	46.7	3	30	61
COLTS	69	3221	46.7	3	30	61
OPPONENTS	90	4271	47.5	7	30	79

PUNT RETURNS	NO.	FC	YDS.	AVG.	LG	TD
Whalen	26	17	187	7.2	22	0
Cribbs	19	8	125	6.6	18	0
COLTS	45	25	312	6.9	22	0
OPPONENTS	35	19	205	5.9	37	0

KICKOFF	NO.	YDS.	AVG.	LG	TD
Cribbs	19	608	32.0	76	0
Whalen	15	379	25.3	32	0
Herron	3	78	26.0	32	0
Hilton	1	0	0.0	0	0
COLTS	38	1065	28.0	76	0
OPPONENTS	26	587	22.6	52	0

SACKS: Colts 41.0, Opponents 29.0; Newsome 6-5-41.5; Walden 6.0-30.0; D. Jackson 4.0-29.0; Werner 4.0-20.0; Redding 3.5-33.0; Jean Francois 3.0-15.0; Kerr 3.0-6.0; Landry 2.5-19.5; Freeman 1.5-8.5; Jones 1.5-15.5; S. Brown 1.0-11.0; A. Jackson 1.0-2.0; Quarles 1.0-6.0; Toler 1.0-16.0; McNary 0.5-4.0; Team 1.0-6.0

USUAL STARTERS PRO BOWLERS IN BOLDFACE

OFFENSE		DEFENSE	
WR Reggie Wayne	DE Cory Redding		
LT Anthony Castonzo	NT Josh Chapman		
LG Jack Mewhort	DT Ricky Jean Francois		
C Jonathon Harrison	SLB Erik Walden		
RG Hugh Thornton	MIKE D'UWELL JACKSON		
RT Gosder Cherilus	WILL JERRELL FREEMAN		
TE Dwayne Allen	RUSH Bjoern Werner		
WR T.Y. Hilton	LCB Greg Toler		
QB Andrew Luck	RCB Vontae Davis		
TE Coby Fleener	SS Mike Adams		
RB Trent Richardson	FS LaRon Landry		
P Pat McAfee			
K Adam Vinatieri			

PASSING	ATT.	COMP.	YDS.	PCT.	AVG./ATT.	TD	TD%	INT.	INT%	LG	SACKED	RATING
Luck	616	380	4761	61.7	7.73	40	6.5	16	2.6	80	27/161	96.5
Hasselbeck	44	30	301	68.2	6.84	2	4.5	0	0.0	32	2/7	102.6
McAfee	1	0	0	0.0	0.00	0	0.0	0	0.0	0	0/0	39.6
COLTS	661	410	5062	62.0	7.66	42	6.4	16	2.4	80	29/168	96.8
OPPONENTS	543	320	3932	58.9	7.24	27	5.0	12	2.2	63t	41/263	88.7

RECORDS



2015

RECORD: 8-8 COACH: CHUCK PAGANO

SECOND – AFC SOUTH DIVISION

HOME: 4-4 ROAD: 4-4

DIV: 4-2 CONF: 6-6 NCONF: 2-2

PRESEASON (1-3)

DATE	RESULTS	OPPONENT	ATTENDANCE
8/16	L 10-36	@ Philadelphia	69,296
8/22	L 11-23	CHICAGO	65,933
8/29	W 24-14	@ St. Louis	37,460
9/3	L 6-9	CINCINNATI	65,188

REGULAR SEASON (8-8)

DATE	RESULTS	OPPONENT	ATTENDANCE
9/13	L 14-27	@ Buffalo	70,319
9/21	L 7-20	NEW YORK JETS	*@65,220
9/27	W 35-33	@ Tennessee	65,920
10/4	W 16-13 OT	JACKSONVILLE	*@65,609
10/8	W 27-20	@ Houston	71,732
10/18	L 27-34	NEW ENGLAND	*@66,726
10/25	L 21-27	NEW ORLEANS	*@66,420
11/2	L 26-29 OT	@ Carolina	*74,136
11/8	W 27-24	DENVER	*#66,894
11/22	W 24-21	@ Atlanta	70,433
11/29	W 25-12	TAMPA BAY	*65,696
12/6	L 10-45	@ Pittsburgh	58,701
12/13	L 16-51	@ Jacksonville	62,372
12/20	L 10-16	HOUSTON	*@66,083
12/27	W 18-12	@ Miami	65,482
1/3	W 30-24	TENNESSEE	*@65,733

TEAM STATISTICS

	COLTS	OPP
TOTAL FIRST DOWNS	311	331
Rushing	77	89
Passing	195	210
Penalty	39	32
3rd Down: M/A/Pct.	94/235 40.0	89/227 39.2
4th Down: M/A/Pct.	7/13 53.8	10/14 71.4
TOTAL NET YARDS	5142	6066
Avg. Per Game	321.4	379.1
Total Plays	1052	1072
Avg. Per Play	4.9	5.7
NET RUSHING YARDS	1438	1952
Avg. Per Game	89.9	122.0
Total Rushes	396	452
NET YARDS PASSING	3704	4114
Avg. Per Game	231.5	257.1
Sacked/Yards Lost	37/224	35/251
Gross Yards	3928	4365
Att./Completions	619/355	585/354
Completion Pct.	57.4	60.5
Had Intercepted	19	17
PUNTS/AVERAGE	85/47.2	80/45.2
NET PUNTING AVG.	41.7	41.4
PENALTIES/YARDS	108/931	133/1168
FUMBLES/BALL LOST	19/11	20/8
TOUCHDOWNS	37	47
Rushing	6	14
Passing	28	29
Returns	5	4
TIME OF POSSESSION	29:32	30:28

SCORE BY PERIODS	1	2	3	4	OT	TOTAL
COLTS	61	101	59	106	6	333
OPPONENTS	67	129	106	100	6	408

SCORING	TDR	TDP	TDR	PAT	FG	2P	S	TP
Vinatieri			32/35	25/27				107
Gore	6	1						42
Moncrief		6						36
Hilton		5						30
Johnson		4					1	24
Fleener		3						20
Bradshaw		3						18
Freeman			1					6
Lowery			1					6

PASSING	ATT.	COMP.	YDS.	PCT.	AVG./ATT.	TD	TD%
Luck	293	162	1881	55.3	6.4	15	5.1
Hasselbeck	256	156	1690	60.9	6.6	9	3.5
Whitehurst	32	16	150	50.0	4.7	0	0.0
Freeman	28	15	149	53.6	5.3	1	3.6
Lindley	10	6	58	60.0	5.8	1	10.0
COLTS	619	355	3928	57.4	6.3	26	4.2
OPPONENTS	585	354	4365	60.5	7.5	29	5.0

SCORING	TDR	TDP	TDR	PAT	FG	2P	S	TP
Whalen			1					6
Mathis			1					6
Adams			1					6
Doyle			1					6
Allen			1					6
Jackson			1					6
Dorsett			1					6
McGill							1	2
COLTS	6	26	5	32/35	25/27	1	1	333
OPPONENTS	14	29	4	40/44	28/35	1	1	408

2-Point Conversions: Team 1/2, Opponents: 1/3

FGS	1-19	20-29	30-39	40-49	50+	Tot.
Vinatieri	0/0	7/8	6/6	8/8	4/5	25/27
COLTS	0/0	7/8	6/6	8/8	4/5	25/27
OPPONENTS	0/0	6/6	10/10	10/14	2/5	28/35

Vinatieri:	(52/29)(54.32,27)(48.42)(11)
	(47.34,24.50)(43.55)(43)(49.27,26.44)
	(35)(25,21,32)(29)(38)(49.52,35)
OPP:	(41.45)(35,48,46)(38,21)(20,32,53,48)
	(36,49)(40,35)(39,42,52)(29)(46)
	(38,30)(49,29,51,47,42)(46)(56,22,46,32)
	(33,20)(49)

RUSHING	NO.	YDS.	AVG.	LG	TD
Gore	260	967	3.7	37t	6
Luck	33	196	5.9	25	0
Bradshaw	31	85	2.7	23	0
Herron	14	42	3.0	6	0
Robinson	17	39	2.3	8	0
Freeman	8	24	3.0	9	0
Tipton	5	20	4.0	7	0
McAfee	1	18	18.0	18	0
Dorsett	3	17	5.7	11	0
Hasselbeck	16	15	0.9	10	0
Williams	2	12	6.0	12	0
Varga	1	2	2.0	2	0
Whitehurst	2	1	0.5	2	0
Allen	1	1	1.0	1	0
Reitz	1	0	0.0	0	0
Anderson	1	-1	-1.0	-1	0
COLTS	396	1438	3.6	37t	6
OPPONENTS	452	1952	4.3	56	14

RECEIVING	NO.	YDS.	AVG.	LG	TD
Hilton	69	1124	16.3	87t	5
Moncrief	64	733	11.5	33	6
Fleener	54	491	9.1	57t	3
Johnson	41	503	12.3	35	4
Gore	34	267	7.9	34	1
Whalen	19	205	10.8	38	1
Dorsett	18	225	12.5	35t	1
Allen	16	109	6.8	21	1
Doyle	12	72	6.0	19	1
Bradshaw	10	64	6.4	10	3
Robinson	6	33	5.5	9	0
Herron	6	27	4.5	7	0
Tipton	5	57	11.4	27	0
Varga	1	18	18.0	18	0
Reitz	0	0	0	0	0
COLTS	355	3928	11.1	87t	26
OPPONENTS	354	4365	12.3	80t	29

INTERCEPTIONS	NO.	YDS.	AVG.	LG	TD
Adams	5	63	12.6	38	1
Lowery	4	96	24.0	69t	1
Davis	4	6	1.5	6	0
Freeman	1	23	23.0	23t	1
Jackson	1	6	6.0	6t	1
Fleener	1	2	2.0	2	0
Butler	1	0	0.0	0	0
COLTS	17	196	11.5	69t	4
OPPONENTS	19	285	15.0	48	4

PUNTING	NO.	YDS.	AVG.	TB	IN20	LG	BLK.
McAfee	85	4052	47.7	6	28	63	0
COLTS	85	4052	47.7	6	28	63	0
OPPONENTS	80	3616	45.2	2	30	63	0

PUNT RETURNS	NO.	FC	YDS.	AVG.	LG	TD
Bray	21	7	166	7.9	33	0
Whalen	12	18	85	7.1	22	0
Hilton	4	2	16	4.0	10	0
Dorsett	2	1	0.5	1	0	
COLTS	39	28	268	6.9	33	0
OPPONENTS	36	23	386	10.7	83	3

KICKOFF RETURNS	NO.	YDS.	AVG.	LG	TD
Bray	21	570	27.1	60	0
Whalen	9	244	27.1	50	0
Varga	6	151	25.2	30	0
Doyle	2	22	11.0	12	0
Tipton	1	23	23.0	23	0
McGill	1	15	15.0	15	0
Dorsett	1	12	12.0	12	0
Moncrief	1	5	5.0	5	0
Anderson	1	5	5.0	5	0
COLTS	43	1047	24.3	60	0
OPPONENTS	8	156	19.5	41	0

USUAL STARTERS PRO BOWLERS IN BOLDFACE

OFFENSE		DEFENSE	
WR	Andre Johnson	DE	Kendall Langford
LT	Anthony Castonzo	NT	David Parry
LG	Jack Mewhort	DT	Henry Anderson
C	Jonathan Harrison	SLB	Erik Walden
RG	Hugh Thornton	MIKE	D'Oweli Jackson
RT	Joe Reitz	WILL	Jerrrell Freeman
TE	Dwayne Allen	RUSH	Robert Mathis
WR T.Y. Hilton	LCB	Greg Toler	
QB	Matt Hasselbeck	RCB	Vontae Davis
TE	Coby Fleener	SS	Mike Adams
RB	Frank Gore	FS	Dwight Lowery

INT.	INT.%	LG	SACKED	RATING
12	4.1	87t	15/88	74.9
5	2.0	57	16/101	84.0
1	3.1	33	5/28	50.3
1	3.6	57t	1/7	65.9
0	0.0	18t	0/0	109.6
19	3.1	87t	37/224	77.5
17	2.9	80t	35/251	88.0

RECORDS



2016

RECORD: 8-8 COACH: CHUCK PAGANO
THIRD – AFC SOUTH DIVISION
HOME: 4-4 ROAD: 4-4
DIV: 3-3 CONF: 5-7 NCONF: 3-1

PRESEASON (2-2)

DATE	RESULTS	OPPONENT	ATTENDANCE
8/7	Cancelled	@ Green Bay	
8/13	W 19-18	@ Buffalo	65,159
8/20	L 18-19	BALTIMORE	65,327
8/27	L 23-33	PHILADELPHIA	65,487
9/1	W 13-10	@ Cincinnati	55,184

REGULAR SEASON (8-8)

*Suspend *Roof/Window Open #Roof Open/Window Closed
 @Roof Closed/Window Open

DATE	RESULTS	OPPONENT	ATTENDANCE
9/11	L 35-39	DETROIT	*65,566
9/18	L 20-34	@ Denver	76,379
9/25	W 26-22	SAN DIEGO	*64,747
10/2	L 27-30	@ Jacksonville (London)	83,764
10/9	W 29-23	CHICAGO	*66,622
10/16	L 23-26 OT	@ Houston	71,891
10/23	W 34-26	@ Tennessee	65,470
10/30	L 14-30	KANSAS CITY	*65,417
11/6	W 31-26	@ Green Bay	78,437
11/20	W 24-17	TENNESSEE	*65,046
11/24	L 7-28	PITTSBURGH	*66,583
12/5	W 41-10	@ N.Y. Jets	78,160
12/11	L 17-22	HOUSTON	*65,250
12/18	W 34-6	@ Minnesota	66,820
12/24	L 26-33	@ Oakland	54,896
1/1	W 24-20	JACKSONVILLE	*65,160

TEAM STATISTICS	COLTS	OPP
TOTAL FIRST DOWNS	351	353
Rushing	93	93
Passing	220	225
Penalty	38	35
3rd Down: M/A/Pct.	87/202 43.1	80/193 41.5
4th Down: M/A/Pct.	8/18 44.4	3/8 37.5
TOTAL NET YARDS	5830	6126
Avg. Per Game	364.4	382.9
Total Plays	1037	1024
Avg. Per Play	5.6	6.0
NET RUSHING YARDS	1628	1926
Avg. Per Game	101.8	120.4
Total Rushes	409	409
NET YARDS PASSING	4202	4200
Avg. Per Game	262.6	262.5
Sacked/Yards Lost	44/289	33/211
Gross Yards	4491	4411
Att./Completions	584/370	582/378
Completion Pct.	63.4	64.9
Had Intercepted	15	8
PUNTS/AVERAGE	56/48.4	63/47.5
NET PUNTING AVG.	42.7	42.1
PENALTIES/YARDS	102/883	125/1159
FUMBLES/BALL LOST	16/7	18/9
TOUCHDOWNS	47	42
Rushing	13	12
Passing	32	3
Returns	2	3
TIME OF POSSESSION	30:39	29:21

SCORE BY PERIODS	1	2	3	4	OT	TOTAL
COLTS	84	120	73	134	0	411
OPPONENTS	66	134	65	124	3	392

SCORING	TDR	TDP	TDR	PAT	FG	2P	S	TP
Vinatieri				44/44	27/31			125
Gore	4	4						48
Turbin	7	1						48
Moncrief	7	7						42
Allen	6					1		40
Hilton	6					1		40
Doyle	5							30
Dorsett	5	2						12
Luck	2							12
Mathis			1					6
Swoope			1					6
Todman			1					6
COLTS	13	32	2	44/44	27/31	2	0	411
OPPONENTS	12	27	3	34/39	34/40	1	1	392

2-Point: Conversions: Team 2/3, Opponents: 1/3

FGS	1-19	20-29	30-39	40-49	50+	Tot.
Vinatieri	0/0	3/3	7/7	10/12	7/9	27/31
COLTS	0/0	3/3	7/7	10/12	7/9	27/31
OPPONENTS	0/0	9/10	10/11	13/15	2/4	34/40

Vinatieri:	(50,40)	(48,52)	(38,33)	(53,49)
	(54,53,26,41,46)	(41,37,36)	(28,33)	(28)
	(42,49)	(52)	(53,36)	(32,55)
	(48,45)		(48,50)	(42)

OPP:	(43)	(54,23,43,33,35)	(42,34,27)	(22,46,49)
	(35,49,49,24)	(27,33)	(48,44)	(33,28,22,44)
	(34,48,27)	(47)	(38)	(21,52,24,41,34)
	(32,51)	(47,30,54,41)		

RUSHING	NO.	YDS.	AVG.	LG	TD
Gore	263	1025	3.9	22	4
Luck	64	341	5.3	33	2
Turbin	47	164	3.5	18	7
Moncrief	9	59	6.6	19	0
Ferguson	15	20	1.3	11	0
Dorsett	2	10	5.0	7	0
Bray	1	7	7.0	7	0
Tolzien	6	3	0.5	5	0
McAfee	1	0	0.0	0	0
Moncrief	1	-1	-1.0	-1	0
COLTS	409	1628	4.0	33	13
OPPONENTS	409	1926	4.7	57	12

RECEIVING	NO.	YDS.	AVG.	LG	TD
Hilton	91	1448	15.9	63	6
Doyle	59	584	9.9	24	5
Gore	38	277	7.3	49	4
Allen	35	406	11.6	23	6
Dorsett	33	528	16.0	64	2
Moncrief	30	307	10.2	39	7
Turbin	26	179	6.9	19	1
Ferguson	20	136	6.8	14	0
Rogers	19	273	14.4	36	0
Swoope	15	297	19.8	45	1
Bray	3	36	12.0	22	0
Street	1	20	20.0	20	0
COLTS	370	4491	12.1	64	32
OPPONENTS	378	4411	11.7	49	27

INTERCEPTIONS	NO.	YDS.	AVG.	LG	TD
Butler	3	19	6.3	19	0
Adams	2	56	28.0	56	0
Ayers	1	25	25.0	25	0
Davis	1	0	0.0	0	0
Morris	1	0	0.0	0	0
COLTS	8	100	12.5	56	0
OPPONENTS	15	165	11.0	46	1

PUNTING	NO.	YDS.	AVG.	TB	INT	LG	BLK.
McAfee	55	2711	49.3	9	19	74	1
COLTS	56	2711	48.4	9	19	74	1
OPPONENTS	63	2994	47.5	8	26	78	0

PUNT RETURNS	NO.	FC	YDS.	AVG.	LG	TD
Rogers	13	12	119	9.2	30	0
Bray	7	8	58	8.3	20	0
Ferguson	1	0	0	0.0	0	0
Hilton	1	1	5	5.0	5	0
Dorsett	0	1	0	0.0	0	0
COLTS	22	22	182	8.3	30	0
OPPONENTS	17	17	139	8.2	28	0

KICKOFF RETURNS	NO.	YDS.	AVG.	LG	TD
Todman	16	478	29.9	99	1
Bray	9	231	25.7	39	0
Ferguson	4	80	20.0	24	0
Hilton	2	5	2.5	5	0
Blythe	1	10	10.0	10	0
COLTS	32	804	25.1	99	1
OPPONENTS	39	825	21.2	40	0

USUAL STARTERS PRO BOWLERS IN BOLDFACE

OFFENSE	DEFENSE
WR Donte Moncrief	DE Kendall Langford
LT Anthony Costanzo	NT David Parry
LG Jack Mewhort	DT Arthur Jones
C Ryan Kelly	SLB Erik Walden
RG Denzelle Good	MIKE D'Owrell Jackson
RT Joe Haeg	WILL Edwin Jackson
QB Andrew Luck	RUSH Robert Mathis
TE Dwayne Allen	LCB Rashaan Melvin
WR T.Y. Hilton	RCB Vontae Davis
QB Andrew Luck	SS Mike Adams
TE Jack Doyle	FS Clayton Geathers
RB Frank Gore	
P Pat McAfee	

PASSING	ATT.	COMP.	YDS.	PCT.	AVG./ATT.	TD	TD%	INT.	INT%	LG	SACKED	RATING
Luck	545	346	4240	63.5	7.7	31	5.7	13	2.4	64	41/286	96.4
Tolzien	37	23	216	62.2	5.8	1	2.7	2	5.4	32	3/21	64.7
McAfee	1	1	35	100.0	35.0	0	0.0	0	0.0	35	0/0	118.8
Morrison	1	0	0	0.0	0.0	0	0.0	0	0.0	0	0/0	39.6
COLTS	584	370	4491	63.4	7.6	32	5.5	15	2.6	64	44/289	94.5
OPPONENTS	582	378	4411	64.9	7.5	27	4.6	8	1.4	49	33/211	97.5

RECORDS



2017

RECORD: 4-12 COACH: CHUCK PAGANO
THIRD – AFC SOUTH DIVISION
HOME: 3-5 ROAD: 1-7
DIV: 2-4 CONF: 3-9 NCONF: 1-3

PRESEASON (2-2)

DATE	RESULTS	OPPONENT	ATTENDANCE
8/13	L 10-24	DETROIT	63,245
8/19	L 19-24	@ Dallas	88,851
8/26	W 19-15	@ Pittsburgh	50,039
8/31	W 7-6	CINCINNATI	64,779

REGULAR SEASON (4-12)

*Sellout *Roof/Window Open #Roof Open/Window Closed
 @Roof Closed/Window Open

DATE	RESULTS	OPPONENT	ATTENDANCE
9/10	L 9-46	@ Los Angeles Rams	60,128
9/17	L 13-16 OT	ARIZONA	*63,137
9/24	W 31-28	CLEVELAND	*63,351
10/1	L 18-46	@ Seattle	68,872
10/8	W 26-23 OT	SAN FRANCISCO	*65,612
10/16	L 22-36	@ Tennessee	63,888
10/22	L 0-27	JACKSONVILLE	*63,104
10/29	L 23-24	@ Cincinnati	57,901
11/5	W 20-14	@ Houston	71,709
11/12	L 17-20	PITTSBURGH	*66,146
11/26	L 16-20	TENNESSEE	*62,207
12/3	L 10-30	@ Jacksonville	61,207
12/10	L 7-13 OT	@ Buffalo	60,222
12/14	L 13-25	DENVER	*63,411
12/23	L 16-23	@ Baltimore	70,590
12/31	W 22-13	HOUSTON	60,557

TEAM STATISTICS

	COLTS	OPP
TOTAL FIRST DOWNS	267	324
Rushing	94	99
Passing	148	192
Penalty	25	33
3rd Down: M/A/Pct.	87/228 38.2	97/217 44.7
4th Down: M/A/Pct.	8/17 47.1	7/14 50.0
TOTAL NET YARDS	4553	5873
Avg. Per Game	284.6	367.1
Total Plays	994	1026
Avg. Per Play	4.6	5.7
NET RUSHING YARDS	1661	1927
Avg. Per Game	103.8	120.4
Total Rushes	451	488
NET YARDS PASSING	2892	3946
Avg. Per Game	180.8	246.6
Sacked/Yards Lost	56/334	25/177
Gross Yards	3226	4123
Att./Completions	487/285	513/320
Completion Pct.	58.5	62.4
Had Intercepted	9	13
PUNTS/AVERAGE	85/44.3	64/45.5
NET PUNTING AVG.	42.6	42.0
PENALTIES/YARDS	92/779	102/822
FUMBLES/BALL LOST	20/6	23/7
TOUCHDOWNS	25	44
Rushing	11	15
Passing	13	23
Returns	1	6
TIME OF POSSESSION	29:07	30:53

SCORE BY PERIODS	1	2	3	4	TOTAL
COLTS	42	106	66	46	3 263
OPPONENTS	58	113	94	130	9 404

SCORING	TDR	TDP	TDR	PAT	FG	2P	S	TP
Vinatieri				22/24	29/34			109
Gore	3	1						24
Hilton		4						24
Doyle		4						24
Brissett	4							24
Mack	3	1						24
Moncrief		2						12
Rogers		1						6
Simon			1					6
Turbin	1							6
Ridgeway								1 2
Hairston								1 2

COLTS	11	13	1	22/24	29/34	0	2	263
OPPONENTS	15	23	6	37/38	31/37	4	1	404

2-Point: Conversions: Team 0/1, Opponents: 4/5

FGS	1-19	20-29	30-39	40-49	50+	Tot.
Vinatieri	0/0	11/11	7/10	6/7	5/6	29/34
COLTS	0/0	11/11	7/10	6/7	5/6	29/34
OPPONENTS	0/0	6/6	10/14	13/15	2/2	31/37

Vinatieri:	(20,38)	(46,29)	(33)	(40)	(52,23,38,51)
	(36,25,52)	(1)	(29,33,29)	(22,53)	
	(48)	(26,28,42)	(27)	(33,43)	(45,39)
	(38,60)	(48,38,30)	(54,22)		
OPP:	(50,35,44)	(27,40)	(42,30)	(1)	(44,37)
	(28,43,40)	(48,32,40)	(48,23)	(42,33)	(29,34)
	(39)	(41,37,33)	(29,45)	(30,23,39)	(40,40)
	(30,39,36)	(52,46)			

RUSHING	NO.	YDS.	AVG.	LG	TD
Gore	261	961	3.7	21	3
Mack	93	358	3.8	35	3
Brissett	63	260	4.1	25	4
Turbin	23	53	2.3	7	1
Jones	5	14	2.8	5	0
Rogers	3	8	2.7	7	0
Ferguson	1	5	5.0	5	0
Tolzien	2	2	1.0	3	0
COLTS	451	1661	3.7	35	11
OPPONENTS	488	1927	3.9	72t	15

RECEIVING	NO.	YDS.	AVG.	LG	TD
Doyle	80	690	8.6	26	4
Hilton	57	966	16.9	80t	4
Gore	29	245	8.4	26	1
Moncrief	26	391	15.0	60t	2
Rogers	23	284	12.3	61t	1
Mack	21	225	10.7	34	1
Aiken	15	133	8.9	21	0
Williams	13	121	9.3	32	0
Turbin	9	56	6.2	16	0
Bray	3	39	13.0	22	0
Daniels	3	26	8.7	13	0
Ferguson	3	16	5.3	8	0
Travis	2	33	16.5	20	0
Hazel	1	1	1.0	1	0
COLTS	285	3226	11.3	80t	13
OPPONENTS	320	4123	12.9	67	23

INTERCEPTIONS	NO.	YDS.	AVG.	LG	TD
Hooker	3	73	24.3	32	0
Melvin	3	28	9.3	21	0
Farley	2	9	4.5	9	0
Wilson	1	33	33.0	33	0
Simon	1	26	26.0	26t	1
Moore	1	25	25.0	25	0
Hairston	1	21	21.0	11	0
Desir	1	0	0.0	0	0
COLTS	13	215	16.5	33	1
OPPONENTS	9	181	20.1	39t	4

PUNTING	NO.	YDS.	AVG.	TB	IN20	LG	BLK.
Sanchez	84	3764	44.8	3	28	61	1
COLTS	85	3764	44.3	3	28	61	1
OPPONENTS	64	2910	45.5	3	29	61	1

PUNT RETURNS	NO.	FC	YDS.	AVG.	LG	TD
Bray	17	8	90	5.3	20	0
Rogers	10	5	80	8.0	30	0
Hogan	0	0	-8	0.0	-8	0
COLTS	27	13	162	6.0	30	0
OPPONENTS	19	27	80	4.2	29	0

KICKOFF RETURNS	NO.	YDS.	AVG.	LG	TD
Bray	18	430	23.9	60	0
Ferguson	5	86	17.2	20	0
Mack	3	69	23.0	34	0
Rogers	1	5	5.0	5	0
Basham	1	0	0.0	0	0
COLTS	28	590	21.1	60	0
OPPONENTS	23	441	19.2	40	0

USUAL STARTERS PRO BOWLERS IN BOLDFACE

OFFENSE	DEFENSE
WR Donte Moncrief	DE Henry Anderson
LT Anthony Castonzo	NT Al Woods
LG Jeremy Vujnovich	DT Johnathan Hankins
C Ryan Kelly	SLB John Simon
RG Jack Mewhort	MIKE Antonio Morrison
RT Joe Haeg	WILL Jon Bostic
TE Jack Doyle	LCB Jabaal Sheard
WR T.Y. Hilton	RUSH Rashawn Melvin
QB Jacoby Brissett	RCB Vontae Davis
TE Brandon Williams	FS Matthias Farley
RB Frank Gore	SS Malik Hooker

PASSING	ATT.	COMP.	YDS.	PCT.	AVG./ATT.	TD	TD%	INT.	INT.%	LG	SACKED	RATING
Brissett	469	276	3098	58.8	6.6	13	2.8	7	1.5	80t	52/305	81.7
Tolzien	18	9	128	50.0	7.1	0	0.0	2	11.1	32	4/29	33.8
COLTS	487	285	3226	58.5	6.6	13	2.7	9	1.8	80t	56/334	79.7
OPPONENTS	513	320	4123	62.4	8.0	23	4.5	13	2.5	67	25/177	91.9

RECORDS



2019

RECORD: 7-9 COACH: FRANK REICH
THIRD – AFC SOUTH DIVISION
HOME: 5-3 ROAD: 2-6
DIV: 3-3 CONF: 5-7 NCONF: 2-2

PRESEASON (1-3)				
DATE	RESULTS	OPPONENT	ATTENDANCE	
8/8	L 16-24	@ BUFFALO	58,124	
8/17	L 18-21	CLEVELAND	63,237	
8/24	L 17-27	CHICAGO	66,030	
8/29	W 13-6	@ CINCINNATI	36,247	

REGULAR SEASON (7-9)				
*SELLOUT	ROOF/WINDOW OPEN	OPPONENT	ATTENDANCE	*ROOF
DATE	RESULTS	OPPONENT	ATTENDANCE	
9/8	L 24-30	@ L.A. Chargers	25,363	
9/15	W 19-17	@ Tennessee	62,849	
9/22	W 27-24	ATLANTA	60,295	
9/29	L 24-31	OAKLAND	62,259	
10/6	W 19-13	@ Kansas City	73,352	
10/20	W 30-23	HOUSTON	^59,977	
10/27	W 15-13	DENVER	#61,653	
11/3	L 24-26	@ Pittsburgh	61,115	
11/10	L 12-16	MIAMI	60,510	
11/17	W 33-13	JACKSONVILLE	61,986	
11/21	L 17-20	@ Houston	71,727	
12/1	L 17-31	TENNESSEE	60,361	
12/8	L 35-38	@ Tampa Bay	50,232	
12/16	L 7-34	@ New Orleans	73,053	
12/22	W 38-6	CAROLINA	61,845	
12/29	L 20-38	@ Jacksonville	58,472	

*ROOF CLOSED/WINDOW OPEN				
DATE	RESULTS	OPPONENT	ATTENDANCE	
9/8	L 24-30	@ L.A. Chargers	25,363	
9/15	W 19-17	@ Tennessee	62,849	
9/22	W 27-24	ATLANTA	60,295	
9/29	L 24-31	OAKLAND	62,259	
10/6	W 19-13	@ Kansas City	73,352	
10/20	W 30-23	HOUSTON	^59,977	
10/27	W 15-13	DENVER	#61,653	
11/3	L 24-26	@ Pittsburgh	61,115	
11/10	L 12-16	MIAMI	60,510	
11/17	W 33-13	JACKSONVILLE	61,986	
11/21	L 17-20	@ Houston	71,727	
12/1	L 17-31	TENNESSEE	60,361	
12/8	L 35-38	@ Tampa Bay	50,232	
12/16	L 7-34	@ New Orleans	73,053	
12/22	W 38-6	CAROLINA	61,845	
12/29	L 20-38	@ Jacksonville	58,472	

TEAM STATISTICS		COLTS	OPP
TOTAL FIRST DOWNS		340	323
RUSHING		131	93
PASSING		165	207
PENALTY		44	23
3RD DOWN: M/A/PCT	86/207/41.5	85/199/42.7	
4TH DOWN: M/A/PCT	14/24/58.3	8/19/42.1	
TOTAL NET YARDS		5238	5549
AVG. PER GAME		327.4	346.8
TOTAL PLAYS		1016	986
AVG. PER PLAY		5.2	5.6
NET YARDS RUSHING		2130	1567
AVG. PER GAME		133.1	97.9
TOTAL RUSHES		471	383
NET YARDS PASSING		3108	3982
AVG. PER GAME		194.3	248.9
SACKED/YARDS LOST		32/206	41/249
GROSS YARDS		3314	4231
ATTEMPTS/COMPLETIONS	513/307	562/394	
COMPLETION PCT.		59.8	70.1
HAD INTERCEPTED		10	15
PUNTS/AVERAGE	59/44.4	55/46.3	
NET PUNTING AVG.		41.2	38
PENALTIES/YARDS	79/670	111/1040	
FUMBLES/BALL LOST	18/11	16/8	
TOUCHDOWNS		42	41
RUSHING		17	8
PASSING		22	29
RETURNS		3	4
TIME OF POSSESSION		30:02	29:58

SCORE BY PERIODS	1	2	3	4	OT	TOTAL
COLTS	89	104	80	88	0	361
OPPONENTS	64	116	93	94	6	373

SCORING	TDR	TDP	TDR	PAT	FG	2P	S	TP
Vinatieri	0	0	0	22/28	17/25	0	0	73
Mack	8	0	0	0/0	0/0	1	0	50
Pascal	0	5	0	0/0	0/0	1	1	34
Hilton	0	5	0	0/0	0/0	0	0	30
McLaughlin	0	0	0	11/11	5/6	0	0	26
Hines	2	0	2	0/0	0/0	0	0	24
Doyle	0	4	0	0/0	0/0	0	0	24
Brissett	4	0	0	0/0	0/0	0	0	24
Ebron	0	3	0	0/0	0/0	0	0	18
Rogers	0	2	0	0/0	0/0	0	0	12
Johnson	0	2	0	0/0	0/0	0	0	12
Wilkins	2	0	0	0/0	0/0	0	0	12
Leonard	0	0	1	0/0	0/0	0	0	6
Campbell	0	1	0	0/0	0/0	0	0	6
Williams	1	0	0	0/0	0/0	0	0	6
Houston	0	0	0	0/0	0/0	0	1	2
COLTS	17	22	3	33/39	22/31	1	0	2361
OPPONENTS	8	29	4	38/38	29/31	2	0	371

2-Point: Conversions: Team 2/3, Opponents: 1/2

FGS	1-19	20-29	30-39	40-49	50+	Tot.
Vinatieri	0/0	6/7	6/6	3/7	2/5	17/25
McLaughlin	1/1	1/1	1/1	0/1	2/2	5/6
COLTS	1/1	7/8	7/7	3/8	4/7	22/31
OPPONENTS	0/0	10/10	8/8	7/9	4/4	29/31

Vinatieri:	(46, 44, 29)	(49, 21)	(26, 57)	(32, 32, 31, 29)	(45, 55, 45, 51)	(25, 43)	(25, 39)	(34)
McLaughlin:	50	19	47	(1)	(35)	(20, 50)		
OPP:	(40)	(49, 45)	(34)	(26)	(29, 36)	(47, 31, 26)		
	(21, 29)	(21, 51, 33, 26)	(47, 48, 48)	(46)				
	(35, 36)	(31)	(44)	(33, 26)	(27, 50)	(20, 53, 56)		

RUSHING	NO.	YDS.	AVG.	LG	TD
Mack	247	1,091	4.4	63t	8
Wilkins	51	307	6.0	55	2
Williams	49	235	4.8	48	1
Brissett	56	228	4.1	24	4
Hines	52	199	3.8	18	2
Campbell	4	34	8.5	22	0
Rogers	1	18	18.0	18	0
Pascal	2	16	8.0	12	0
Hoyer	8	2	0.3	6	0
Nelson	1	0	0.0	0	0
COLTS	471	2130	4.5	63t	17
OPPONENTS	383	1567	4.1	60t	8

RECEIVING	NO.	YDS.	AVG.	LG	TD
Hilton	45	501	11.1	35	5
Hines	44	320	7.3	21	0
Doyle	43	448	10.4	23	4
Pascal	41	607	14.8	37	5
Ebron	31	375	12.1	48t	3
Campbell	18	127	7.1	27	1
Johnson	17	277	16.3	50	2
Rogers	16	179	11.2	27	2
Mack	14	82	5.9	14	0
Alie-Cox	8	93	11.6	21	0
Wilkins	7	43	6.1	11	0
Williams	5	59	11.8	31	0
Cain	4	52	13.0	25	0
Travis	4	51	12.8	25	0
Inman	4	49	12.3	22	0
Funchess	3	32	10.7	16	0
Dulin	2	17	8.5	13	0
Brissett	1	2	2.0	2	0
Williams	0	0	0.0	0	0
COLTS	307	3314	10.8	50	22
OPPONENTS	394	4231	10.7	61t	29

INTERCEPTIONS	NO.	YDS.	AVG.	LG	TD
Leonard	5	92	18.4	80t	1
Desir	3	0	0.0	0	0
Hooker	2	39	19.5	26	0
Moore	2	36	18.0	35	0
Walker	1	0	0.0	0	0
Geathers	1	0	0.0	0	0
Ya-Sin	1	0	0.0	0	0
COLTS	15	167	11.1	80t	1
OPPONENTS	10	225	22.5	96t	2

PUNTING	NO.	YDS.	AVG.	TB	INTO	LG	BLK.
R.Sanchez	59	2,619	44.4	1	22	60	0
COLTS	59	2,619	44.4	1	22	60	0
OPPONENTS	55	2,546	46.3	2	27	65	0

PUNT RETURNS	NO.	FC	YDS.	AVG.	LG	TD
Rogers	14	17	137	9.8	21	0
Hines	9	4	281	31.2	84t	2
Okereke	1	0	0	0.0	0	0
COLTS	24	21	418	17.4	84t	2
OPPONENTS	28	15	166	5.9	17	0

KICKOFF RETURNS	NO.	YDS.	AVG.	LG	TD
Pascal	10	263	26.3	47	0
Campbell	7	175	25.0	36	0
Hines	6	123	20.5	25	0
Dulin	3	90	30.0	46	0
Rogers	3	27	9.0	13	0
Wilkins	1	15	15.0	15	0
Johnson	1	14	14.0	14	0
COLTS	31	707	22.8	47	0
OPPONENTS	19	470	24.7	59	0

USUAL STARTERS PRO BOWLERS IN BOLDFACE

OFFENSE		DEFENSE	
WR	Chester Rogers	DE	Jabaa! Sheard
LT	Anthony Castonzo	NT	Grover Stewart
LG	Quenton Nelson	UT	Denico Autry
C	Ryan Kelly	DE	Justin Houston
RG	Mark Glowinski	MIKE	Anthony Walker
RT	Braden Smith	SAM	WLB Darius Leonard
TE	Jack Doyle	SAM	Botby Okereke
WR	T.Y. Hilton	CB	Kenny Moore II
QB	Jacoby Brissett	CB	Rock Ya-Sin
WR	Zach Pascal	SS	Clayton Geathers
RB	Marlon Mack	FS	Malik Hooker

PASSING	ATT.	COMP.	YDS.	PCT.	AVG./ATT.	TD	TD%	INT.	INT.%	LG	SACKED	RATING
Brissett	447	272	2,942	60.9	6.6	18	4.0	6	1.3	50	27/159	88.0
Hoyer	65	35	372	53.8	5.7	4	6.2	4	6.2	23	5/47	65.7
Pascal	1	0	0	0.0	0.0	0	0.0	0	0.0	0	0/0	39.6
COLTS	513	307	3,314	59.8	6.5	22						

RECORDS



2020

RECORD: 11-5 COACH: FRANK REICH
SECOND – AFC SOUTH DIVISION
HOME: 6-2 ROAD: 5-3
DIV: 4-2 CONF: 7-5 NCONF: 4-0

DATE	RESULTS	OPPONENT	ATTENDANCE
9/13	L	20 - 27 @ Jacksonville	14,100
9/20	W	28 - 11 MINNESOTA	*2,500
9/27	W	36 - 7 N.Y. JETS	*7,480
10/4	W	19 - 11 @ Chicago	
10/11	L	23 - 32 @ Cleveland	11,759
10/18	W	31 - 27 CINCINNATI	*12,453
11/1	W	41 - 21 @ Detroit	
11/8	L	10 - 24 BALTIMORE	*12,200
11/12	W	34 - 17 @ Tennessee	13,949
11/22	W	34 - 31 GREEN BAY	12,495
11/29	L	26 - 45 TENNESSEE	12,464
12/6	W	26 - 20 @ Houston	12,316
12/13	W	44 - 27 @ Las Vegas	
12/20	W	27 - 20 HOUSTON	9,992
12/27	L	24 - 28 @ Pittsburgh	9,976
1/3	W	28 - 14 JACKSONVILLE	
1/9	L	24 - 27 @ Buffalo	6,772

TEAM STATISTICS	COLTS	OPP
TOTAL FIRST DOWNS	364	329
Rushing	129	94
Passing	201	203
Penalty	34	32
3rd Down: M/A/Pct.	78/197/39.6	86/203/42.4
4th Down: M/A/Pct.	16/26/61.5	6/14/42.6
TOTAL NET YARDS	6049	5314
Avg. Per Game	378.1	332.1
Total Plays	1032	992
Avg. Per Play	5.9	5.4
NET YARDS RUSHING	1996	1448
Avg. Per Game	124.8	90.5
Total Rushes	459	390
Net Yards Passing	4053	3866
Avg. Per Game	253.3	241.6
Sacked/Yards Lost	21/133	40/261
Gross Yards	4186	4127
Attempts/Completions	552/371	562/369
Completion Pct.	67.2	65.7
Had Intercepted	11	15
PUNTS/AVERAGE	49/45.2	64/44.3
NET PUNTING YARD	39.6	38.8
PENALTIES/YARDS	94/899	86/755
FUMBLES/BALL LOST	8/4	19/10
TOUCHDOWNS	50	43
Rushing	20	16
Passing	24	24
Returns	6	3
TIME OF POSSESSION	31:01	28:59

SCORE BY PERIODS	1	2	3	4	OT	TOTAL
COLTS	107	156	68	117	3	451
OPPONENTS	86	137	53	86	0	362

SCORING	TDR	TDP	TDR	PAT	FG	2P	S	TP
Blankenship	0	0	0	43/45	32/37	0	0	139
Taylor	11	1	0	0/0	0/0	0	0	72
Hines	3	4	0	0/0	0/0	1	0	44
Hilton	0	5	0	0/0	0/0	1	0	44
Burton	2	3	0	0/0	0/0	0	0	30
Pascal	0	5	0	0/0	0/0	0	0	30
Brissett	3	0	0	0/0	0/0	0	0	18
Doyle	0	3	0	0/0	0/0	0	0	18
Alie-Cox	0	2	0	0/0	0/0	0	0	12
Carrie	0	0	2	0/0	0/0	0	0	12
Wilkins	1	0	0	0/0	0/0	1	0	8
K. Moore	0	0	1	0/0	0/0	0	0	6
Pittman Jr.	0	1	0	0/0	0/0	0	0	6
X. Rhodes	0	0	1	0/0	0/0	0	0	6
Rodgers	0	0	1	0/0	0/0	0	0	6
Willis	0	0	1	0/0	0/0	0	0	6
Houston	0	0	0	0/0	0/0	2	4	2
Buckner	0	0	0	0/0	0/0	0	1	2
COLTS	20	24	6	43/45	32/37	3	3	451
OPPONENTS	16	24	3	41/41	19/23	2	1	362

2-Point Conversions: Team 3/5, Opponents: 2/2

FGS	1-19	20-29	30-39	40-49	50+	Tot.
Blankenship	0/0	10/10	12/13	9/11	1/3	32/37
COLTS	0/0	10/10	12/13	9/11	1/3	32/37
OPPONENTS	0/0	7/7	3/3	5/8	4/5	19/23

Blankenship:	(38, 30, 25)	(28, 38, 38, 44)	(42, 41, 41)	(21, 30, 44, 30)	(32, 37, 25)	(40)	(143)	(24, 43)	(50, 37, 32, 43, 39)	(1)	(42)	(25, 20, 35)	(35, 53)	(28)	(22, 24, 56, 49)
--------------	--------------	------------------	--------------	------------------	--------------	------	-------	----------	----------------------	-----	------	--------------	----------	------	------------------

OPP:	(50, 46)	(21)	(1)	(27)	(24, 36, 46)	(47, 55, 48)	(49)	(48)	(150, 44)	(26)	(49)	(52, 53, 34)	(25, 23)	(23, 31)	(1)
------	----------	------	-----	------	--------------	--------------	------	------	-----------	------	------	--------------	----------	----------	-----

RUSHING	NO.	YDS.	AVG.	LG	TD
Taylor	232	1169	5.0	62t	11
Hines	89	380	4.3	31	3
Wilkins	84	380	3.7	22	3
Harris	6	46	7.7	19	0
Mack	4	26	6.5	18	0
Pittman	3	26	8.7	21	0
Brissett	17	19	1.1	5	3
P. Campbell	2	16	8.0	9	0
Burton	2	3	1.5	2t	2
Rivers	18	-8	-4	3	0
COLTS	459	1996	4.3	62t	20
OPPONENTS	390	1448	3.7	31	16

RECEIVING	NO.	YDS.	AVG.	LG	TD
Hines	63	482	7.7	29t	4
Hilton	56	762	13.6	50	5
Pascal	44	629	14.3	42t	5
Pittman	40	503	12.6	45t	1
Taylor	36	299	8.3	38t	1
Alie-Cox	31	394	12.7	45	2
Burton	28	250	8.9	20	3
Doyle	23	251	10.9	28	3
Johnson	14	255	18.2	55	0
Wilkins	12	105	8.8	24	0
Harris	10	79	7.9	21	0
P. Campbell	6	71	11.8	21	0
Dulin	3	53	17.7	34	0
Mack	3	30	10.0	19	0
Fountain	2	23	11.5	12	0
COLTS	371	4186	11.3	55	24
OPPONENTS	369	4127	11.2	73	24

INTERCEPTIONS	NO.	YDS.	AVG.	LG	TD
K. Moore	4	45	11.3	29t	1
Willis	2	93	46.5	50t	1
Carrie	2	47	23.5	47t	1
X. Rhodes	2	44	22.0	44t	1
Blackmon	2	19	9.5	15	0
Walker	1	11	11.0	11	0
Okereke	1	7	7.0	7	0
Ya-Sin	1	0	0.0	0	0
COLTS	15	266	17.7	50t	4
OPPONENTS	11	109	9.9	47t	1

PUNTING	NO.	YDS.	AVG.	TB	IN20	LG	BLK.
R. Sanchez	42	1940	46.2	4	18	60	1
Allen	6	276	46.0	1	2	51	0
COLTS	49	2216	45.2	5	20	60	1
OPPONENTS	64	2832	44.3	2	17	62	1

PUNT RETURNS	NO.	FC	YDS.	AVG.	LG	TD
Hines	30	14	300	10.0	26	0
Rodgers	1	1	12	12.0	12	0
COLTS	31	15	312	10.1	26	0
OPPONENTS	23	10	177	7.7	17	0

KICKOFF RETURNS	NO.	YDS.	AVG.	LG	TD
Rodgers	24	692	28.8	101t	1
T. Smith	8	180	22.5	33	0
Dulin	6	143	23.8	41	0
Hines	3	70	23.3	27	0
Pascal	1	23	23.0	23	0
Wilkins	1	3	3.0	3	0
COLTS	43	1111	25.8	101t	1
OPPONENTS	51	1087	21.3	42t	1

USUAL STARTERS PRO BOWLERS IN BOLDFACE

OFFENSE	DEFENSE
WR T.Y. Hilton	DE Justin Houston
LT Anthony Castonzo	DT DeForest Buckner
LG Quenton Nelson	NT Grover Stewart
C Ryan Kelly	DE Denico Autry
RG Mark Glowinski	WLB Darius Leonard
RT Braden Smith	MLB Anthony Walker
TE Jack Doyle	SAM Bobby Okereke
TE Mo Alie-Cox	CB Kenny Moore II
WR Zach Pascal	FS Julian Blackmon
QB Philip Rivers	SS Khari Willes
RB Jonathan Taylor	CB Xavier Rhodes

PASSING	ATT.	COMP.	YDS.	PCT.	AVG./ATT.	TD	TD%	INT.	INT%	LG	SACKED	RATING
Rivers	543	369	4169	68.0	7.7	24	4.4	11	2.0	55	19/118	97.0
Brissett	8	2	17	25.0	2.1	0	0.0	0	0.0	13	2/15	39.6
Pascal	1	0	0	0.0	0.0	0	0.0	0	0.0	-	0/0	39.6
COLTS	552	371	4,186	67.2	7.6	24	4.3	11	2.0	55	21/133	95.9
OPPONENTS	562	369	4,127	65.7	7.3	24	4.3	15	2.7	73	40/261	90.5

RECORDS



COLTS PRESEASON RESULTS

(All Games on Saturday Night unless otherwise indicated; * denotes OT)

1947 RECORD: 0-2
8/22 20-29 L 7,018
8/29 0-28 L 33,106

1948 RECORD: 1-2
8/8 21-27 L 15,000

8/22 14-42 L 35,139
8/27 21-17 W 13,417

1949 RECORD: 3-1
8/10 28-12 W 2,953

8/16 14-28 L 35,000
8/19 5-0 W 9,000

EXHIBITION GAME

10/9 31-10 W 4,000

1950 RECORD: 0-7
8/13 27-30 L 15,000
8/19 7-34 L 21,000

8/24 17-21 L 17,000
8/30 14-27 L 6,000

9/2 21-70 L 16,380

9/4 17-42 L 22,500

9/10 14-16 L 17,191

1953 RECORD: 3-3
8/15 7-10 L 14,000

8/22 10-7 W 7,000

8/26 13-6 W 15,000

9/7 21-23 L 20,000

9/12 6-10 L 12,000
9/20 9-3 W 22,800

1954 RECORD: 4-1
8/14 10-0 W 10,031

8/22 27-21 W 11,750
9/10 16-21 L 10,000

9/15 20-2 W 18,581
9/18 49-14 W 19,380

1955 RECORD: 3-2-1
8/13 6-21 L 8,006
— 61-0 W —

8/30 28-28 T 23,280
9/6 14-17 L 20,000

9/10 24-14 W 11,872
9/18 44-17 W 20,754

1956 RECORD: 3-2
8/11 24-13 W 17,575

8/20 10-28 L 21,000
8/25 37-16 W 12,500

9/9 14-19 L 21,876

9/16 21-13 W 28,471

1957 RECORD: 2-2-1
8/17 17-10 W 17,026

8/24 24-24 T 12,000

9/8 14-24 L 34,352
9/15 27-9 W 17,216

9/21 21-27 L 21,182

OPPONENT

Buffalo Bills (Hershey, Pa.)
Cleveland Browns (Akron, Ohio-Rubber Bowl)

OPPONENT

Los Angeles Dons (Portland, Ore.-Multnomah/Civic Stadium)
San Francisco 49ers (Kezar Stadium) Sun
Cleveland Browns (Toledo, Ohio-Glass Bowl)

OPPONENT

Buffalo Bills (Wilmington, Del.-Blue Rock Stadium)
Brooklyn-NY Yankees (Babe Ruth Stadium)
Brooklyn-NY Yankees (Allentown, Pa.-Taylor Stadium)

Charlotte Clippers (Charlotte, NC-Charlotte Memorial Stadium)

OPPONENT

Pittsburgh Steelers (Memorial Stadium) Sun
Cleveland Browns (Cincinnati, Ohio-Nippert Stadium)
Chicago Bears (Memorial Stadium) Thu
San Francisco 49ers (Memorial Stadium) Wed
Los Angeles Rams (San Antonio, Texas-Alamo Stadium)
NY Yanks (Shreveport, La.-Fairgrounds Stadium) Mon
Green Bay Packers (Fairgrounds Stadium) Sun

OPPONENT

Philadelphia Eagles (Norfolk, Va.-Foreman Field) Fri
Chicago Cardinals (Lubbock, Texas-Jones Stadium) Fri
Pittsburgh Steelers (Rochester, NY-St. Thomas Aquinas HS) Wed
Cleveland Browns (Akron, Ohio-Rubber Bowl) Mon
NY Giants (St. Louis, Mo.-Busch Stadium) Washington (Memorial Stadium) Sun

OPPONENT

Philadelphia Eagles (Hershey, Pa.)
Pittsburgh Steelers (Forbes Field) Sun
Pittsburgh Steelers (Tulsa, Okla.-Skelly Stadium) Fri
Chicago Cardinals (Comiskey Park) Wed
Washington (Memorial Stadium)

OPPONENT

Philadelphia Eagles (Hershey, Pa.)
Fort Belvoir (Westminster, Md.-Westminster HS)
Washington (Memorial Stadium) Tue
NY Giants (Minneapolis, Minn.-Parade Stadium) Tue
Chicago Cardinals (Comiskey Park)
Pittsburgh Steelers (Buffalo, NY-Civic Stadium) Sun

OPPONENT

Philadelphia Eagles (Hershey, Pa.)
NY Giants (Boston, Mass.-Braves Field) Mon
Pittsburgh Steelers (Cincinnati, Ohio-Nippert Stadium)
Philadelphia Eagles (Louisville, Ky.-Fairgrounds Stadium) Sun
Washington (Memorial Stadium) Sun

OPPONENT

Philadelphia Eagles (Hershey, Pa.)
Chicago Bears (Cincinnati, Ohio-Nippert Stadium)
Washington (Memorial Stadium) Sun
Chicago Cardinals (Louisville, Ky.-Fairgrounds Stadium) Sun
Chicago Cardinals (St. Louis, Mo.-Busch Stadium)

1958 RECORD: 2-3-1
8/16 28-30 L 17,000
8/23 31-31 T 14,000

8/29 7-27 L 18,131
9/6 10-13 L 10,000

9/14 27-21 W 11,111
9/21 42-21 W 18,747

1959 RECORD: 4-2
8/14 29-0 W 70,000

8/21 28-3 W 55,000
8/28 23-10 W 22,409

9/4 30-21 W 39,555

9/13 13-35 L 15,928
9/20 17-31 L 16,671

1960 RECORD: 3-3
8/12 32-7 W 70,000

8/19 14-10 W 40,000
8/26 21-31 L 14,000

9/2 28-34 L 33,265

9/12 30-7 W 6,218
9/17 21-35 L 20,125

1961 RECORD: 3-2
8/12 20-24 L 15,000

8/18 13-3 W 10,203
8/26 41-7 W 20,302

9/1 24-35 L 19,000

9/10 49-20 W 50,787

1962 RECORD: 3-2
8/11 56-28 W 18,530

8/16 34-14 W 25,632
8/25 24-10 W 14,000

9/2 13-24 L 29,544

9/9 9-20 L 8,962

1963 RECORD: 4-1
8/10 26-21 W 18,597

8/17 21-7 W 83,218

8/24 17-14 W 18,000

8/31 27-21 W 22,000
9/7 7-14 L 51,218

1964 RECORD: 3-1-1
8/8 28-17 W 18,500

8/14 28-28 T 46,852
8/21 21-30 L 32,069

8/27 41-14 W 45,016
9/6 48-17 W 10,000

1965 RECORD: 5-0
8/14 22-10 W 75,229

8/20 23-3 W 48,035
8/28 38-10 W 47,186

9/4 33-23 W 22,117
9/11 33-14 W 11,540

OPPONENT

Philadelphia Eagles (Hershey, Pa.)
Chicago Cardinals (Austin, Tx.-Memorial Stadium)
Washington (Memorial Stadium) Fri
Pittsburgh Steelers (Buffalo, NY-Civic Stadium)
NY Giants (Memorial Stadium) Sun
NY Giants (Louisville, Ky.-Fairgrounds Stadium) Sun

OPPONENT

College All-Stars (Chicago, Ill.-Soldier Field) Fri
NY Giants (Dallas, Texas-Cotton Bowl) Fri
Washington (Memorial Stadium) Fri
Pittsburgh Steelers (Miami, Fla.-Orange Bowl) Fri
Philadelphia Eagles (Franklin Field) Sun
Chicago Cardinals (Louisville, Ky.-Fairgrounds Stadium) Sun

OPPONENT

College All-Stars (Chicago, Ill.-Soldier Field) Fri
Dallas Cowboys (Cotton Bowl) Fri
St. Louis Cardinals (Charleston, SC-Johnson Hagood Stadium) Fri
Pittsburgh Steelers (Miami, Fla.-Orange Bowl) Fri
Washington (Memorial Stadium) Tue
Philadelphia Eagles (Hershey, Pa.)

OPPONENT

Pittsburgh Steelers (Roanoke, Va.-Victory Stadium)
Minnesota Vikings (Memorial Stadium) Fri
Washington (Norfolk, Va.-Foreman Field)
Dallas Cowboys (Norman, Okla.-Owen Field) Fri
NY Giants (New Haven, Ct.-Yale Bowl) Sun

OPPONENT

Philadelphia Eagles (Hershey, Pa.)
Washington (D.C. Stadium) Thu
Dallas Cowboys (Roanoke, Va.-Victory Stadium)
Minnesota Vikings (Metropolitan Stadium) Sun
Pittsburgh Steelers (Forbes Field) Sun

OPPONENT

Philadelphia Eagles (Hershey, Pa.)
Cleveland Browns (Cleveland Municipal Stadium)
Pittsburgh Steelers (Atlanta, Ga.-Ponce de Leon Stadium)
Washington (Norfolk, Va.-Foreman Field)
Chicago Bears (New Orleans, La.-Tulane Stadium)

OPPONENT

Philadelphia Eagles (Hershey, Pa.)
Detroit Lions (Tiger Stadium) Fri
St. Louis Cardinals (Busch Stadium) Fri
Washington (D.C. Stadium) Thu
Pittsburgh Steelers (Canton, Ohio-Fawcett Stadium-HOF) Sun

OPPONENT

St. Louis Cardinals (New Orleans, La.-Tulane Stadium)
Detroit Lions (Tiger Stadium) Fri
Pittsburgh Steelers (Atlanta, Ga.-Ponce de Leon Stadium)
Washington (Norfolk, Va.-Foreman Field)
Philadelphia Eagles (Hershey, Pa.)

RECORDS



1966	RECORD: 5-0	OPPONENT
8/3	35-0 W 45,805	Washington (D.C. Stadium) Wed
8/13	31-17 W 41,352	Philadelphia Eagles (New Orleans, La.-Tulane Stadium)
8/19	33-7 W 28,304	St. Louis Cardinals (Busch Memorial Stadium) Fri
8/26	24-17 W 83,418	Cleveland Browns (Cleveland Municipal Stadium) Fri
9/1	20-0 W 39,766	Detroit Lions (Tiger Stadium) Fri
1967	RECORD: 4-1	OPPONENT
8/13	33-3 W 29,313	Boston Patriots (Harvard Stadium) Sun
8/21	5-9 L 34,054	St. Louis Cardinals (Busch Memorial Stadium) Mon
8/26	14-5 W 38,367	Detroit Lions (Tiger Stadium)
8/31	23-17 W 47,008	Washington (D.C. Stadium) Fri
9/9	33-7 W 58,492	Dallas Cowboys (Cotton Bowl)
1968	RECORD: 5-1	OPPONENT
8/3	14-12 W 51,154	Oakland Raiders (Oakland-Alameda County Coliseum)
8/10	10-0 W 31,917	Chicago Bears (Birmingham, Ala.-Legion Field) Fri
8/16	15-13 W 45,810	Washington (D.C. Stadium) Fri
8/23	7-14 L 34,082	Detroit Lions (Tiger Stadium) Fri
8/31	22-13 W 63,202	Miami Dolphins (Orange Bowl)
9/7	16-10 W 69,520	Dallas Cowboys (Cotton Bowl)
1969	RECORD: 6-0	OPPONENT
8/2	26-6 W 52,171	San Diego Chargers (Jack Murphy Stadium)
8/9	34-30 W 51,246	Oakland Raiders (Oakland-Alameda County Coliseum)
8/15	33-29 W 47,015	Houston Oilers (Astrodome) Fri
8/22	20-7 W 45,750	Buffalo Bills (War Memorial) Fri
8/30	23-10 W 52,680	Miami Dolphins (Orange Bowl)
9/14	23-7 W 58,975	Dallas Cowboys (Cotton Bowl) Sun
1970	RECORD: 4-2	OPPONENT
8/8	33-21 W 53,519	Oakland Raiders (Oakland-Alameda County Coliseum)
8/14	17-3 W 38,341	Kansas City Chiefs (Municipal Stadium) Fri
8/22	24-7 W 42,499	Denver Broncos (Mile High Stadium)
8/29	13-20 L 73,533	Miami Dolphins (Orange Bowl)
9/5	20-14 W 34,500	Detroit Lions (Raleigh, NC-Carter Stadium)
9/12	14-17 L 46,045	Washington (RFK Stadium)
1971	RECORD: 3-4	OPPONENT
7/30	24-17 W 52,289	College All-Stars (Chicago, Ill.-Soldier Field) Fri
8/7	3-10 L 16,771	Kansas City Chiefs (Memorial Stadium)
8/14	21-13 W 17,593	Chicago Bears (Memorial Stadium)
8/22	20-23 L 91,745	Detroit Lions (Ann Arbor, Mich.-Michigan Stadium) Sun
8/28	20-14 W 46,045	Washington (RFK Stadium)
9/3	14-27 L 22,291	Dallas Cowboys (Memorial Stadium) Fri
9/11	3-24 L 50,212	Oakland Raiders (Jacksonville, Fla.-Gator Bowl)
1972	RECORD: 3-3	OPPONENT
8/4	3-33 L 42,864	Washington (Tampa, Fla.- Tampa Stadium) Fri
8/14	0-16 L 53,627	Oakland Raiders (Oakland-Alameda County Coliseum) Sun
8/21	23-17 W 76,882	Kansas City Chiefs (Arrowhead Stadium) Sun
8/26	16-13 W 37,221	Pittsburgh Steelers (Tampa, Fla.-Tampa Stadium) Fri
9/1	17-24 L 40,238	Detroit Lions (Tampa, Fla.-Tampa Stadium) Fri
9/10	20-13 W 49,605	Denver Broncos (Mile High Stadium) Sun
1973	RECORD: 2-4	OPPONENT
8/4	7-34 L 50,350	Pittsburgh Steelers (Three Rivers Stadium)
8/11	20-34 L 57,122	Atlanta Falcons (Fulton County Stadium)
8/18	32-28 W 33,174	Detroit Lions (Memphis, Tenn.-Liberty Bowl)
8/25	3-20 L 54,947	Washington (RFK Stadium)
9/1	9-20 L 41,571	Houston Oilers (Astrodome)
9/9	17-10 W 41,860	Denver Broncos (Mile High Stadium) Sun

1974	RECORD: 1-4	OPPONENT
8/9	3-6 L 6,792	Detroit Lions (Memorial Stadium) Fri
8/17	37-3 W 25,116	Cleveland Browns (Tampa, Fla.-Tampa Stadium)
8/26	16-20 L 29,987	Chicago Bears (Memorial Stadium) Mon
8/31	7-23 L 39,668	Atlanta Falcons (Fulton County Stadium)
9/6	6-7 L 29,704	Washington (RFK Stadium) Fri
1975	RECORD: 2-4	OPPONENT
8/9	23-20 W 35,269	Denver Broncos (Mile High Stadium)
8/16	3-10 L 43,097	Atlanta Falcons (Lincoln, Neb.-Memorial Stadium)
8/22	10-31 L 32,081	Pittsburgh Steelers (Memorial Stadium) Fri
8/30	3-27 L 60,643	New Orleans Saints (Louisiana Superdome)
9/8	26-21 W 30,505	Houston Oilers (Astrodome) Mon
9/12	10-24 L 30,110	Washington (Memorial Stadium) Fri
1976	RECORD: 2-4	OPPONENT
7/31	21-0 W 20,304	Cleveland Browns (Lincoln, Neb.-Memorial Stadium)
8/6	20-3 W 35,575	Washington (Memorial Stadium) Fri
8/14	14-25 L 54,338	Chicago Bears (Soldier Field)
8/20	20-26 L *38,879	New Orleans Saints (Memorial Stadium) Fri
8/28	7-21 L 24,986	Atlanta Falcons (Fulton County Stadium)
9/2	9-24 L 54,217	Detroit Lions (Pontiac Silverdome) Thu
1977	RECORD: 3-3	OPPONENT
8/5	8-14 L 40,059	Denver Broncos (Mile High Stadium)
8/14	14-7 W 37,189	Houston Oilers (Astrodome) Sun
8/19	29-7 W 45,529	Minnesota Vikings (Memorial Stadium) Fri
8/27	21-23 L 54,835	Dallas Cowboys (Texas Stadium)
9/2	21-10 W 40,695	Detroit Lions (Memorial Stadium) Fri
9/10	0-14 L 47,032	Tampa Bay Buccaneers (Tampa Stadium)
1978	RECORD: 1-3	OPPONENT
8/5	10-22 L 41,819	Pittsburgh Steelers (Memorial Stadium)
8/12	12-23 L 64,139	Tampa Bay Buccaneers (Tampa Stadium)
8/18	16-17 L 42,731	Washington (Memorial Stadium) Fri
8/26	13-7 W 49,718	Detroit Lions (Pontiac Silverdome)
1979	RECORD: 2-2	OPPONENT
8/3	17-14 W 36,733	Philadelphia Eagles (Memorial Stadium) Fri
8/11	3-24 L 43,056	Cleveland Browns (Cleveland Municipal Stadium)
8/17	17-31 L 44,251	Philadelphia Eagles (Veterans Stadium) Fri
8/24	17-7 W 36,434	Detroit Lions (Memorial Stadium) Fri
1980	RECORD: 2-2	OPPONENT
8/9	3-13 L 31,636	Washington (Memorial Stadium)
8/16	17-3 W 53,314	Green Bay Packers (Milwaukee County Stadium)
8/22	37-20 W 27,163	NY Giants (Memorial Stadium) Fri
8/29	35-31 L 51,103	Atlanta Falcons (Fulton County Stadium) Fri
1981	RECORD: 0-4	OPPONENT
8/8	23-24 L 46,792	New Orleans Saints (Louisiana Superdome)
8/15	17-20 L 40,716	NY Giants (Giants Stadium)
8/22	7-13 L 44,937	Washington (Memorial Stadium)
8/28	17-31 L 55,794	Seattle Seahawks (Kingdome) Fri
1982	RECORD: 3-2	OPPONENT
8/7	14-30 L 23,379	Minnesota Vikings (Canton, Ohio-Fawcett Stadium-HOF)
8/14	19-14 W 31,985	NY Giants (Memorial Stadium)
8/21	34-3 W 56,748	Atlanta Falcons (Tempe, Ariz.-Sun Devil Stadium)
8/28	15-37 L 52,471	Pittsburgh Steelers (Three Rivers Stadium)
9/4	26-17 W 58,972	Chicago Bears (Soldier Field)
1983	RECORD: 2-2	OPPONENT
8/4	15-0 W 42,359	Houston Oilers (Astrodome) Thu
8/13	10-7 W 56,061	Minnesota Vikings (HHH Metrodome)
8/20	14-27 L 32,205	NY Giants (Giants Stadium)
8/26	7-10 L 37,420	Atlanta Falcons (Fulton County Stadium) Fri

RECORDS



1984 RECORD: 1-3
 8/4 3-24 L 37,559
 8/11 26-20 W 60,236
 8/18 0-31 L 68,951
 8/25 17-31 L 54,479

OPPONENT
 Miami Dolphins (Orange Bowl)
 NY Giants (Hoosier Dome)
 Denver Broncos (Mile High Stadium)
 Green Bay Packers (Lambeau Field)

1985 RECORD: 2-2
 8/10 19-7 W 60,014
 8/17 24-13 W 46,252
 8/24 3-20 L 71,406
 8/30 21-31 L 60,006

OPPONENT
 Seattle Seahawks (Hoosier Dome)
 NY Giants (Soldier Field)
 Denver Broncos (Mile High Stadium)
 Cincinnati Bengals (Hoosier Dome) Fri

1986 RECORD: 1-3
 8/8 14-21 L 55,443
 8/16 21-38 L 66,030
 8/23 20-13 W 57,921
 8/30 20-23 L* 57,969

OPPONENT
 Seattle Seahawks (Kingdome) Fri
 Chicago Bears (Soldier Field)
 Detroit Lions (Hoosier Dome)
 Minnesota Vikings (Hoosier Dome)

1987 RECORD: 3-1
 8/15 22-19 W 45,753
 8/22 13-37 L 49,304
 8/29 7-6 W 51,975
 9/5 23-16 W 50,111

OPPONENT
 Detroit Lions (Pontiac Silverdome)
 Minnesota Vikings (HHH Metrodome)
 Houston Oilers (Hoosier Dome)
 Tampa Bay Buccaneers (Hoosier Dome)

1988 RECORD: 3-1
 8/6 20-7 W 44,258
 8/13 25-21 W 53,720
 8/20 18-6 W 54,117
 8/25 20-21 L 73,957

OPPONENT
 Tampa Bay Buccaneers (Tampa Stadium)
 Green Bay Packers (Hoosier Dome)
 New Orleans Saints (Hoosier Dome)
 Denver Broncos (Mile High Stadium) Thu

1989 RECORD: 4-0
 8/12 31-7 W 57,771
 8/19 24-23 W 30,218
 8/26 30-30 W 54,750
 9/2 38-34 W 55,128

OPPONENT
 New Orleans Saints (Louisiana Superdome)
 Green Bay Packers (Lambeau Field)
 Tampa Bay Buccaneers (Hoosier Dome)
 Denver Broncos (Hoosier Dome)

1990 RECORD: 0-4
 8/11 7-16 L 51,044
 8/17 10-13 L 52,475
 8/22 16-17 L 47,999
 8/31 14-17 L 54,796

OPPONENT
 Denver Broncos (Hoosier Dome)
 Seattle Seahawks (Kingdome) Fri
 Philadelphia Eagles (Hoosier Dome) Mon
 New Orleans Saints (Louisiana Superdome) Fri

1991 RECORD: 1-3
 8/2 3-10 L 75,375
 8/10 7-17 L 47,943
 8/17 34-28 W 45,963
 8/23 21-23 L 52,687

OPPONENT
 Denver Broncos (Mile High Stadium) Fri
 Cincinnati Bengals (Hoosier Dome)
 New Orleans Saints (Hoosier Dome)
 Philadelphia Eagles (Veterans Stadium) Fri

1992 RECORD: 2-2
 8/8 34-14 W 42,786
 8/15 10-27 L 43,727
 8/22 0-20 L 55,362
 8/28 21-10 W 65,557

OPPONENT
 New England Patriots (Hoosier Dome)
 Seattle Seahawks (Hoosier Dome)
 Cincinnati Bengals (Riverfront Stadium)
 Kansas City Chiefs (Arrowhead Stadium) Fri

1993 RECORD: 2-2
 8/7 16-13 W* 45,055
 8/14 7-24 L 42,792
 8/20 18-7 W 43,642
 8/27 10-41 L 56,811

OPPONENT
 Seattle Seahawks (Kingdome)
 Cincinnati Bengals (Hoosier Dome)
 Los Angeles Raiders (Hoosier Dome) Fri
 Green Bay Packers (Lambeau Field) Fri

1994 RECORD: 4-0
 8/5 13-9 W 40,469
 8/13 26-21 W 49,089
 8/20 17-14 W 45,650
 8/25 24-7 W 39,052

OPPONENT
 Seattle Seahawks (RCA Dome) Fri
 Cincinnati Bengals (Riverfront Stadium)
 Pittsburgh Steelers (Three Rivers Stadium)
 Cleveland Browns (RCA Dome) Thu

1995 RECORD: 3-1
 8/4 21-34 L 39,946
 8/12 20-17 W 38,006
 8/19 20-17 W* 55,624
 8/24 29-7 W 45,626

OPPONENT
 Cincinnati Bengals (RCA Dome) Fri
 Seattle Seahawks (Kingdome)
 Green Bay Packers (Lambeau Field)
 Chicago Bears (RCA Dome) Thu

1996 RECORD: 3-2
 7/27 10-7 W 23,376
 8/3 25-28 W 45,024
 8/10 12-16 L 12,851
 8/17 15-13 W 39,930
 8/24 30-6 W 49,081

OPPONENT
 New Orleans Saints (Canton, Ohio-Fawcett Stadium-HOF)
 Cincinnati Bengals (Riverfront Stadium)
 Houston Oilers (Astrodome)
 Seattle Seahawks (RCA Dome)
 Green Bay Packers (RCA Dome)

1997 RECORD: 2-2
 8/1 20-16 W 47,913
 8/9 17-23 L 56,447
 8/16 3-45 L 52,844
 8/21 16-3 W 47,417

OPPONENT
 Cincinnati Bengals (RCA Dome) Fri
 San Diego Chargers (Qualcomm Stadium)
 Seattle Seahawks (Kingdome)
 Detroit Lions (RCA Dome) Thu

1998 RECORD: 2-2
 8/8 21-24 L 52,645
 8/17 30-27 W 36,598
 8/22 3-33 L 47,820
 8/27 20-17 W 42,852

OPPONENT
 Seattle Seahawks (Kingdome)
 Cincinnati Bengals (Cinergy Field) Mon
 San Diego Chargers (RCA Dome)
 Detroit Lions (RCA Dome) Thu

1999 RECORD: 3-1
 8/7 6-9 L 37,721
 8/14 20-17 W 41,998
 8/21 37-7 W 41,788
 9/2 31-28 W 41,074

OPPONENT
 Chicago Bears (Soldier Field)
 Cincinnati Bengals (RCA Dome)
 New Orleans Saints (Louisiana Superdome)
 Seattle Seahawks (RCA Dome) Thu

2000 RECORD: 3-2
 7/29 13-20 L 47,985
 8/5 16-28 L 68,578
 8/12 17-0 W 20,105
 8/19 24-23 W 87,145

OPPONENT
 Atlanta Falcons (RCA Dome)
 Seattle Seahawks (Husky Stadium)
 New Orleans Saints (West Lafayette, Ind.-Ross-Ade Stadium)
 Pittsburgh Steelers (Mexico City, Mex.-Azteca Stadium)
 Minnesota Vikings (RCA Dome) Thu

2001 RECORD: 2-2
 8/24 32-30 W 51,337

OPPONENT
 Seattle Seahawks (RCA Dome)
 Detroit Lions (RCA Dome)
 Minnesota Vikings (HHH Metrodome) Fri
 Cincinnati Bengals (Paul Brown Stadium) Thu

2002 RECORD: 2-2
 8/11 28-21 W 45,089
 8/18 28-27 L 48,165
 8/24 21-28 L 63,804
 8/30 23-17 W 42,032

OPPONENT
 Seattle Seahawks (Seahawks Stadium)
 Cincinnati Bengals (RCA Dome)
 Buffalo Bills (RCA Dome)
 New Orleans Saints (Louisiana Superdome) Fri

2003 RECORD: 3-1
 8/10 28-10 W 52,902
 8/17 10-22 L 40,860
 8/24 19-7 W 41,406
 8/30 21-25 L 67,247

OPPONENT
 Seattle Seahawks (Seahawks Stadium)
 Cincinnati Bengals (RCA Dome)
 Buffalo Bills (RCA Dome)
 New Orleans Saints (Louisiana Superdome) Fri

2003 RECORD: 3-1
 8/9 18-20 L 52,634
 8/15 21-7 W 37,469
 8/25 28-23 W 72,510
 8/29 21-20 W 38,534

OPPONENT
 Chicago Bears (Champaign, Illinois-Memorial Stadium)
 Seattle Seahawks (RCA Dome) Fri
 Denver Broncos (Invesco Field at Mile High Stadium) Mon
 Cincinnati Bengals (RCA Dome) Fri

2004 RECORD: 2-2
 8/14 21-17 W 33,281
 8/21 7-31 L 44,834
 8/28 30-17 W 56,356
 9/3 13-16 L 53,567

OPPONENT
 San Diego Chargers (Qualcomm Stadium)
 NY Jets (RCA Dome)
 Buffalo Bills (RCA Dome)
 Cincinnati Bengals (Paul Brown Stadium) Fri

2005 RECORD: 0-5
 8/6 21-27 L 45,203
 8/13 10-17 L 56,045
 8/20 17-24 L 52,704
 8/27 24-37 L 74,152

OPPONENT
 Atlanta Falcons (Tokyo, Japan, Tokyo Dome)
 Buffalo Bills (RCA Dome)
 Chicago Bears (RCA Dome)
 Denver Broncos (Invesco Field at Mile High Stadium)
 Cincinnati Bengals (Paul Brown Stadium) Fri

2006 RECORD: 1-3
 8/10 17-19 L 60,620
 8/20 17-30 L 56,596
 8/26 27-14 W 58,228
 9/1 3-20 L 56,512

OPPONENT
 St. Louis Rams (Edward Jones Dome) Thu
 Seattle Seahawks (RCA Dome) Sun
 New Orleans Saints (Jackson, Miss., Mississippi Veterans Memorial Stadium)
 Cincinnati Bengals (RCA Dome) Fri

2007 RECORD: 1-3
 8/9 10-23 L 60,175
 8/20 24-27 L 56,769
 8/25 37-10 W 57,101
 9/1 6-14 L 65,243

OPPONENT
 Dallas Cowboys (Texas Stadium) Thu
 Chicago Bears (RCA Dome) Mon
 Detroit Lions (RCA Dome)
 Cincinnati Bengals (Paul Brown Stadium) Fri

2008 RECORD: 1-4
 8/3 16-30 L 22,216
 8/9 20-23 L* 70,492
 8/16 16-9 W 59,693
 8/24 7-20 L 65,333
 8/28 7-27 L 64,931

OPPONENT
 Washington (Canton, Ohio, Fawcett Stadium) Sun
 Carolina Panthers (Bank of America Stadium)
 Atlanta Falcons (Georgia Dome)
 Buffalo Bills (Lucas Oil Stadium) Sun
 Cincinnati Bengals (Lucas Oil Stadium) Thu

2009 RECORD: 1-3
 8/14 3-13 L 65,484
 8/20 23-15 W 64,516
 8/29 17-18 L 37,011
 9/3 7-38 L 56,527

OPPONENT
 Minnesota Vikings (Lucas Oil Stadium) Fri
 Philadelphia Eagles (Lucas Oil Stadium) Thu
 Detroit Lions (Ford Field)
 Cincinnati Bengals (Paul Brown Stadium) Thu

RECORDS



2010 RECORD: 0-4

8/15	17-37	L	65,664
8/19	21-34	L	39,583
8/26	24-59	L	68,987
9/2	28-30	L	65,622

2011 RECORD: 1-3

8/13	10-33	L	55,461
8/19	3-16	L	64,753
8/26	21-24	L	65,285
9/1	17-13	W	39,797

2012 RECORD: 2-2

8/12	38-3	W	64,133
8/19	24-26	L	54,559
8/25	17-30	L	60,047
8/30	20-16	W	65,035

2013 RECORD: 2-2

8/11	20-44	L	66,181
8/18	20-12	W	75,491
8/24	27-6	W	65,626
8/29	10-27	L	49,229

2014 RECORD: 0-4

8/7	10-13	L	78,160
8/16	26-27	L	65,350
8/23	17-23	L	65,565
8/28	7-35	L	42,020

2015 RECORD: 1-3

8/16	10-36	L	69,296
8/22	11-23	L	65,933
8/29	24-14	W	37,460
9/3	6-9	L	65,188

2016 RECORD: 2-2

8/7	Canceled		
8/13	19-18	W	65,159
8/20	18-19	L	65,327
8/27	23-33	L	65,487
9/1	13-10	W	55,184

2017 RECORD: 2-2

8/13	10-24	L	63,245
8/19	19-24	L	88,851
8/26	19-15	W	50,039
8/31	7-6	W	64,779

OPPONENT

San Francisco 49ers (Lucas Oil Stadium) Sun
Buffalo Bills (Toronto, Canada, Rogers Centre) Thu
Green Bay Packers (Lambeau Field) Thu
Cincinnati Bengals (Lucas Oil Stadium) Thu

OPPONENT

St. Louis Rams (Edward Jones Dome)
Washington (Lucas Oil Stadium) Fri
Green Bay Packers (Lucas Oil Stadium) Fri
Cincinnati Bengals (Paul Brown Stadium) Thu

OPPONENT

St. Louis Rams (Lucas Oil Stadium) Sun
Pittsburgh Steelers (Heinz Field) Sun
Washington (FedExField)
Cincinnati Bengals (Lucas Oil Stadium) Thu

OPPONENT

Buffalo Bills (Lucas Oil Stadium) Sun
New York Giants (MetLife Stadium) Sun
Cleveland Browns (Lucas Oil Stadium)
Cincinnati Bengals (Paul Brown Stadium) Thu

OPPONENT

New York Jets (MetLife Stadium) Thu
New York Giants (Lucas Oil Stadium)
New Orleans Saints (Lucas Oil Stadium)
Cincinnati Bengals (Paul Brown Stadium) Thu

OPPONENT

Philadelphia Eagles (Lincoln Financial Field) Sun
Chicago Bears (Lucas Oil Stadium)
St. Louis Rams (Edward Jones Dome)
Cincinnati Bengals (Lucas Oil Stadium) Thu

OPPONENT

Green Bay Packers (Canton, Ohio, Tom Benson Hall of Fame Stadium) Sun
Buffalo Bills (Ralph Wilson Stadium)
Baltimore Ravens (Lucas Oil Stadium)
Philadelphia Eagles (Lucas Oil Stadium)
Cincinnati Bengals (Paul Brown Stadium) Thu

OPPONENT

Detroit Lions (Lucas Oil Stadium) Sun
Dallas Cowboys (AT&T Stadium)
Pittsburgh Steelers (Heinz Field)
Cincinnati Bengals (Lucas Oil Stadium) Thu

2018 RECORD: 3-1

8/9	19-17	W	68,418
8/20	19-20	L	60,576
8/25	23-17	W	64,921
8/30	27-26	W	39,520

2019 RECORD: 1-3

8/8	16-24	L	58,124
8/17	18-21	L	63,237
8/24	17-27	L	65,030
8/29	13-6	W	35,247

2020 NONE

2021 RECORD: 3-0

8/15	21-18	W	62,961
8/21	12-10	W	66,022
8/27	27-17	W	37,102

2022 RECORD: 1-2

8/13	24-27	L	68,648
8/20	26-20	L	63,653
8/27	27-10	W	65,529

OPPONENT

Seattle Seahawks (CenturyLink Field) Thu
Baltimore Ravens (Lucas Oil Stadium) Mon
San Francisco 49ers (Lucas Oil Stadium)
Cincinnati Bengals (Paul Brown Stadium) Thu

OPPONENT

Buffalo Bills (New Era Field) Thu
Cleveland Browns (Lucas Oil Stadium)
Chicago Bears (Lucas Oil Stadium)
Cincinnati Bengals (Paul Brown Stadium) Thu

OPPONENT

Carolina Panthers (Lucas Oil Stadium) Sun
Minnesota Vikings (U.S. Bank Stadium)
Detroit Lions (Ford Field) Fri

OPPONENT

Buffalo Bills (New Era Field)
Detroit Lions (Lucas Oil Stadium)
Tampa Bay Buccaneers (Lucas Oil Stadium)

PRESEASON SERIES RECORDS Won 161, Lost 153, Tied 4

	Won	Lost	Tied	First Meeting		Won	Lost	Tied	First Meeting
Arizona Cardinals	6	5	1	1953	Minnesota Vikings	5	6	0	1961
Atlanta Falcons	2	8	0	1973	New England Patriots	2	0	0	1967
Baltimore Ravens	0	2	0	2016	New Orleans Saints	7	6	0	1975
Buffalo Bills	4	6	0	1969	New York Giants	8	6	0	1953
Carolina Panthers	1	1	0	2008	New York Jets	0	2	0	2004
Chicago Bears	5	10	1	1957	Las Vegas/Oakland Raiders	4	2	0	1968
Cincinnati Bengals	12	16	0	1985	Philadelphia Eagles	10	11	0	1953
Cleveland Browns	6	3	0	1953	Pittsburgh Steelers	12	10	0	1953
College All-Stars	3	0	0	1959	Los Angeles/St. Louis Rams	2	2	0	2006
Dallas Cowboys	5	5	0	1960	Los Angeles/San Diego Chargers	2	2	0	1969
Denver Broncos	6	7	0	1970	San Francisco 49ers	1	1	0	2010
Detroit Lions	14	9	1	1964	Seattle Seahawks	10	9	0	1981
Green Bay Packers	5	4	0	1980	Tampa Bay Buccaneers	4	2	0	1977
Kansas City Chiefs	3	1	0	1970	Tennessee Titans	5	2	0	1969
Miami Dolphins	2	2	0	1968	Washington Commanders	15	13	1	1953

RECORDS



ALL-TIME SERIES RECORDS

(HOME GAMES IN BLUE; PLAYOFF GAMES IN **BOLD**; *OT;
RECORDS DENOTE THE RESPECTIVE WON-LOSS MARKS OF EACH TEAM ENTERING THE GAME)

COLTS vs. ARIZONA

Points-Allowed: 354-305

Regular Season: 9-8

Home: 226-178

Home: 6-5

Away: 128-127

Away: 3-3

Colts Longest Series Streaks: **Won 4, Lost 4**

DATE	RECORDS		RESULTS	DATE	RECORDS		RESULTS	DATE	RECORDS		RESULTS
	COLTS	OP			COLTS	OP			COLTS	OP	
11/19/61	4-5	4-5	16-0 W	10/26/80	4-3	2-5	10-17 L	1/1/06	13-2	5-10	17-13 W
10/12/64	3-1	3-0-1	47-27 W	11/22/81	1-10	4-7	24-35 L	9/27/09	2-0	1-1	31-10 W
11/17/68	8-1	5-3-1	27-0 W	9/16/84	1-1	1-1	33-34 L	11/24/13	7-3	6-4	11-40 L
9/17/72	0-0	0-0	3-10 L	12/2/90	5-6	3-8	17-20 L	9/17/17	0-1	0-1	13-16 L*
12/4/76	10-2	8-4	17-24 L	12/20/92	7-7	4-10	16-13 W	12/25/21	8-6	10-4	22-16 W
10/8/78	1-4	0-5	30-17 W	9/1/96	0-0	0-0	20-13 W				

STADIUMS: Memorial 3-3 Hoosier/RCA 3-1 Lucas Oil 0-1 Busch Memorial 1-1 Sun Devil 0-1
University of Phoenix Stadium/State Farm Stadium 2-1

CARDINALS: Chicago 1953-59 St. Louis 1960-87 Phoenix/Arizona 1988-present

COLTS vs. ATLANTA

Points-Allowed: 459-275

Regular Season: 15-2

Home: 221-135

Home: 7-1

Away: 238-140

Away: 8-1

Colts Longest Series Streaks: **Won 10, Lost 1**

DATE	RECORDS		RESULTS	DATE	RECORDS		RESULTS	DATE	RECORDS		RESULTS
	COLTS	OP			COLTS	OP			COLTS	OP	
11/13/66	6-2	0-8	19-7 W	11/30/69	6-4	3-7	13-6 W	12/14/03	10-3	3-10	38-7 W
9/17/67	0-0	0-0	38-31 W	11/17/74	1-8	2-7	17-7 W	11/22/07	8-2	3-7	31-13 W
11/12/67	6-0-2	1-6-1	49-7 W	12/7/86	0-13	6-6-1	28-23 W	11/6/11	0-9	4-3	7-31 L
9/23/68	1-0	0-1	28-20 W	9/24/89	0-2	1-1	13-9 W	11/22/15	4-5	6-3	24-21 W
12/1/68	10-1	2-9	44-0 W	12/6/98	2-10	10-2	21-28 L	9/22/19	1-1	1-1	27-24 W
10/5/69	0-2	1-1	21-14 W	12/16/01	4-8	6-6	41-27 W				

Sweeps: Colts (3): 1967,68,69

STADIUMS: Memorial 3-0 Hoosier/RCA 3-0 Lucas Oil 1-1 Grant Field 1-0 Fulton County 5-0 Georgia Dome 2-1

COLTS vs. BALTIMORE

Points-Allowed: 367-321

Regular Season: 8-6

Home: 149-94

Home: 5-1

Away: 218-227

Away: 3-5

Colts Longest Series Streaks: **Won 6, Lost 3**

Playoffs: 2-1

Colts Longest Series Streaks: **Won 6, Lost 3**

DATE	RECORDS		RESULTS	DATE	RECORDS		RESULTS	DATE	RECORDS		RESULTS
	COLTS	OP			COLTS	OP			COLTS	OP	
10/13/96	4-1	2-3	26-21 W	1/13/07	13-4	13-3	15-6 W	1/6/13	11-5	10-6	9-24 L
11/29/98	2-9	4-7	31-38 L	12/9/07	10-2	4-8	44-20 W	10/5/14	2-2	3-1	20-13 W
12/2/01	4-6	7-4	27-39 L	10/12/08	2-2	2-2	31-3 W	12/23/17	3-12	8-6	16-23 L
10/13/02	3-1	2-2	22-20 W	11/22/09	9-0	5-4	17-15 W	11/8/20	5-2	5-2	10-24 L
12/19/04	10-3	8-5	20-10 W	1/16/10	14-2	10-7	20-3 W	10/11/21	1-3	3-1	25-31 L*
9/11/05	0-0	0-0	24-7 W	12/11/11	0-13	9-3	10-24 L				

STADIUMS: Hoosier/RCA 3-0 Lucas Oil 3-1 Raven's Stadium at Camden Yard/PSINet/M&T Bank 4-6

COLTS vs. BUFFALO

Points-Allowed: 1421-1477

Regular Season: 33-37-1

Home: 733-669

Home: 19-14-1

Away: 688-808

Away: 14-23

Colts Longest Series Streaks: **Won 6, Lost 6**

Playoffs: 0-1

Colts Longest Series Streaks: **Won 6, Lost 6**

DATE	RECORDS		RESULTS	DATE	RECORDS		RESULTS	DATE	RECORDS		RESULTS
	COLTS	OP			COLTS	OP			COLTS	OP	
11/15/70	7-1	3-5	17-17 T	11/28/82	0-3	2-1	0-20 L	12/24/94	7-8	7-8	10-9 W
12/13/70	9-2-1	3-8-1	20-14 W	9/18/83	1-1	1-1	23-28 L	9/17/95	1-1	1-1	14-20 L
10/10/71	2-1	0-3	43-0 W	10/16/83	4-2	4-2	7-30 L	11/5/95	5-3	5-3	10-16 L
12/5/71	8-3	1-10	24-0 W	9/30/84	1-3	0-4	31-17 W	10/6/96	4-0	3-1	13-16 L*
10/1/72	0-2	1-1	17-0 W	12/2/84	4-9	1-12	15-21 L	12/1/96	6-6	9-3	13-10 W*
12/3/72	4-7	3-8	35-7 W	10/6/85	1-3	0-4	49-17 W	9/21/97	0-3	1-2	35-37 L
10/14/73	1-3	3-1	13-31 L	10/20/85	2-4	0-6	9-21 L	10/20/97	0-6	3-3	16-9 L
11/25/73	2-8	5-5	17-24 L	10/19/86	0-6	1-5	13-24 L	10/11/98	1-4	1-3	24-31 L
10/13/74	0-4	3-1	14-27 L	12/14/86	1-13	4-10	24-14 W	11/22/98	2-8	6-4	11-34 L
12/1/74	2-9	8-3	0-6 L	10/4/87	0-2	1-1	47-6 W	9/12/99	0-0	0-0	31-14 W
10/12/75	1-2	3-0	31-38 L	12/13/87	7-5	6-6	3-27 L	1/2/00	13-2	10-5	6-31 L
11/9/75	3-4	5-2	42-35 W	10/9/88	1-4	4-1	23-34 L	10/1/00	2-1	2-1	18-16 W
10/17/76	4-1	2-3	31-13 W	12/18/88	8-7	12-3	17-14 W	12/11/00	7-6	7-6	44-20 W
12/12/76	10-3	2-11	58-20 W	10/8/89	2-2	3-1	37-14 W	9/23/01	1-0	1-1	42-26 W
10/2/77	2-0	0-2	17-14 W	11/12/89	4-5	6-3	17-30 L	11/4/01	3-3	0-5	30-14 W
11/13/77	7-1	2-6	31-13 W	9/9/90	0-0	0-0	10-26 L	11/23/03	8-2	4-6	17-14 W
9/24/78	1-2	0-3	17-24 L	12/9/90	5-7	10-2	17-31 L	11/12/06	8-0	3-5	17-16 W
12/17/78	5-10	4-11	14-21 L	10/13/91	0-6	5-1	16-42 L	1/3/10	14-1	5-10	7-30 L
9/30/79	0-4	2-2	13-31 L	12/15/91	1-13	12-2	17-35 L	11/25/12	6-4	4-6	20-13 W
10/21/79	1-6	3-4	14-13 W	9/20/92	1-1	2-0	10-38 L	9/13/15	0-0	0-0	14-27 L
10/12/80	3-2	5-0	17-12 W	11/29/92	4-7	9-2	16-13 W*	12/10/17	3-9	6-6	7-17 L*
11/30/80	6-6	9-3	28-24 W	11/21/93	3-6	7-2	19-23 L	10/21/18	1-5	2-4	37-5 W
9/13/81	1-0	11-10	13-35 L	1/2/94	4-11	11-4	10-30 L	1/9/21	11-5	13-3	24-27 L
10/4/81	1-3	12-12	17-23 L	10/16/94	2-4	4-2	27-17 W	11/21/21	5-5	6-3	41-15 W

Sweeps: Colts (8): 1971,72,76,77,80,94,00,01 Bills (11): 1973,74,78,81,83,90,91,93,95,97,98

Splits (11): 1975,79,84-89,92,96,99

STADIUMS: Memorial 5-7-1 Hoosier/RCA 12-7 Lucas Oil 2-0 War Memorial 3-0 Rich/Ralph Wilson/New Era Field/Bills Stadium/Highmark Stadium 11-24

RECORDS



COLTS vs. CAROLINA

Points-Allowed: 163-132

DATE	RECORDS	OP
	COLTS	OP
12/3/95	7-5	5-7
12/27/98	3-12	3-12
10/12/03	5-0	4-0

Regular Season: 2-5

Home: 96-83

RESULTS	DATE
10-13 L	10/28/07
19-27 W	11/27/11
20-23 L*	11/2/15

Home: 1-3

Away: 67-49

RECORDS	OP
COLTS	OP
6-0	4-2
0-10	2-8
3-4	6-0

Away: 1-2

Colts Longest Series Streaks: Won 1, Lost 3

DATE	RECORDS	OP	RESULTS
	COLTS	OP	
12/22/19	6-8	5-9	38-6 L

STADIUMS: Hoosier/RCA 0-2 Lucas Oil 1-1 Clemson Memorial 0-1 Bank of America Stadium 1-1

COLTS vs. CHICAGO

Points-Allowed: 946-900

DATE	RECORDS	OP	RESULTS	DATE	RECORDS	OP	RESULTS
	COLTS	OP			COLTS	OP	
9/27/53	0-0	0-0	13-9 W	11/13/60	5-2	3-2-1	24-20 W
10/11/53	1-1	1-1	16-14 W	10/15/61	2-2	2-2	10-24 L
10/10/54	1-1	1-1	9-28 L	10/29/61	3-3	4-2	20-21 L
11/21/54	1-7	4-4	13-28 L	10/21/62	3-2	3-2	15-35 L
9/25/55	0-0	0-0	23-17 W	11/25/62	5-5	6-4	0-57 L
10/16/55	3-0	0-3	10-38 L	10/6/63	1-2	3-0	3-10 L
9/30/56	0-0	0-0	28-21 W	11/3/63	3-4	6-1	7-17 L
10/21/56	1-2	2-1	27-58 L	9/27/64	1-1	1-1	50-20 W
10/5/57	1-0	0-1	21-10 W	11/8/64	7-1	2-6	40-24 W
11/17/57	4-3	3-4	29-14 W	11/7/65	6-1	4-3	26-21 W
10/4/58	1-0	1-0	51-38 W	12/5/65	9-1-1	7-4	0-13 L
11/16/58	6-1	5-2	17-0 W	10/9/66	2-1	1-2	17-27 L
10/3/59	1-0	0-1	21-26 L	12/4/66	7-4	4-5-2	21-16 W
10/18/59	2-1	1-2	21-7 W	10/8/67	3-0	1-2	24-3 W
10/2/60	1-0	1-0	42-7 W	10/6/68	3-0	1-2	28-7 W

Regular Season: 24-19

Home: 455-426

RESULTS	DATE
13-9 W	11/13/60
16-14 W	10/15/61
9-28 L	10/29/61
13-28 L	10/21/62
23-17 W	11/25/62
10-38 L	10/6/63
28-21 W	11/3/63
27-58 L	9/27/64
21-10 W	11/8/64
29-14 W	11/7/65
51-38 W	12/5/65
17-0 W	10/9/66
21-26 L	12/4/66
21-7 W	10/8/67
42-7 W	10/6/68

Home: 12-9

Away: 491-474

RECORDS	OP
COLTS	OP
5-2	3-2-1
2-2	2-2
3-3	4-2
3-2	3-2
5-5	6-4
1-2	3-0
3-4	6-1
1-1	1-1
7-1	7-17 L
1-1	50-20 W
7-1	2-6
6-1	4-3
9-1-1	7-4
2-1	1-2
7-4	4-5-2
3-0	1-2
3-0	1-2

Away: 12-10

Colts Longest Series Streaks: Won 7, Lost 6

DATE	RECORDS	OP	RESULTS
	COLTS	OP	
11/23/69	5-4	1-8	24-21 W
11/29/70	7-2-1	4-6	21-20 W
9/21/75	0-0	0-0	35-7 W
9/25/83	1-2	1-2	22-19 W*
12/8/85	3-10	12-1	10-17 L
9/11/88	0-1	1-0	13-17 L
11/17/91	1-9	8-2	17-31 L
11/5/00	6-2	1-7	24-27 L
11/21/04	6-3	4-5	41-10 W
2/4/07	15-4	15-3	29-17 W
9/7/08	0-0	0-0	13-29 L
9/9/12	1-0	0-0	21-41 L
10/9/16	0-3	1-3	29-23 W
10/4/20	2-1	3-0	19-11 W

Sweeps: Colts (5): 1953,57,58,60,64 Bears (4): 1954,61,62,63 Splits (5): 1955,56,59,65,66

STADIUMS: Memorial 11-6 Hoosier/RCA 0-2 Lucas Oil 1-1 Wrigley Field 9-7 Soldier Field 3-3 Dolphin Stadium 1-0

COLTS vs. CINCINNATI

Points-Allowed: 813-692

DATE	RECORDS	OP	RESULTS	DATE	RECORDS	OP	RESULTS
	COLTS	OP			COLTS	OP	
12/26/70	11-2-1	8-6	17-0 W	11/25/90	4-6	6-4	34-20 W
11/19/72	2-7	5-4	20-19 W	12/27/92	8-7	5-10	21-17 W
11/3/74	1-6	4-3	14-24 L	9/12/93	0-1	0-1	9-6 W
9/19/76	1-0	1-0	28-27 W	10/20/94	4-6	2-8	17-13 W
11/4/79	3-6	2-7	38-28 W	9/3/95	0-0	0-0	21-24 L*
12/7/80	7-6	4-9	33-34 L	12/22/96	9-6	7-8	24-31 L
10/11/81	1-4	3-2	19-41 L	11/9/97	0-9	2-7	13-28 L
12/5/82	0-4	3-1	17-20 L	12/13/98	2-1	2-1	39-26 W
10/2/83	2-2	1-3	34-31 W	10/24/99	3-2	1-5	31-10 W
9/13/87	0-0	0-0	21-23 L	10/6/02	2-1	0-4	28-21 W
10/22/89	3-3	4-2	23-12 W	11/20/05	9-0	7-2	45-37 W

Regular Season: 18-12

Home: 485-379

RESULTS	DATE
17-0 W	11/25/90
20-19 W	12/27/92
14-24 L	9/12/93
28-27 W	10/20/94
38-28 W	9/3/95
33-34 L	12/22/96
19-41 L	11/9/97
17-20 L	12/13/98
34-31 W	10/24/99
21-23 L	10/6/02
23-12 W	11/20/05

Home: 10-7

Away: 328-313

RECORDS	OP
COLTS	OP
4-6	6-4
8-7	5-10
0-1	0-1
4-6	2-8
0-0	0-0
9-6	7-8
0-9	2-7
2-1	2-1
3-2	1-5
2-1	0-4
9-0	7-2

Away: 8-5

Colts Longest Series Streaks: Won 7, Lost 3

DATE	RECORDS	OP	RESULTS
	COLTS	OP	
12/18/06	10-3	8-5	34-16 W
12/7/08	8-4	1-10-1	35-3 W
11/14/10	5-3	2-6	23-17 W
10/16/11	0-5	3-2	17-27 L
12/8/13	8-4	8-4	28-42 L
10/19/14	4-2	3-1	27-0 W
1/4/15	11-5	10-5-1	26-10 W
10/29/17	2-5	2-4	23-24 L
9/9/18	0-0	0-0	23-34 L
10/18/20	3-2	1-3-1	31-27 W

STADIUMS: Memorial 3-3 Hoosier/RCA 4-3 Lucas Oil 5-1 Riverfront/Cinergy 7-2 Paul Brown Stadium 1-3

COLTS vs. CLEVELAND

Points-Allowed: 656-700

DATE	RECORDS	OP	RESULTS	DATE	RECORDS	OP	RESULTS
	COLTS	OP			COLTS	OP	
11/11/56	2-3	2-4	21-7 W	9/16/79	0-2	2-0	10-13 L
11/1/59	4-1	3-2	31-38 L	11/9/80	5-4	6-3	27-28 L
10/14/62	2-2	2-2	36-14 W	10/25/81	1-6	3-4	28-42 L
12/27/64	12-2	10-3-1	0-27 L	11/27/83	6-6	7-5	23-41 L
10/20/68	5-0	2-3	20-30 L	11/2/86	0-8	5-3	9-24 L
12/29/68	14-1	11-4	34-0 W	12/6/87	6-5	7-4	9-7 W
9/26/71	1-0	1-0	13-14 L	11/8/88	9-6	10-5	21-38 L
12/26/71	10-4	9-5	20-3 W	9/19/88	0-2	1-1	17-23 L
9/16/73	0-0	0-0	14-24 L	12/10/89	6-7	7-5-1	23-17 W
11/2/75	2-4	0-6	21-7 W	*12/1/91	1-11	5-7	0-31 L
11/19/78	5-6	5-6	24-45 L	9/6/92	0-0	1-3	14-3 W
9/16/79	0-2	2-0	10-13 L	9/26/93	1-1	3-0	23-10 W

Regular Season: 15-15

Home: 299-342

RESULTS	DATE
21-7 W	9/16/79
31-38 L	11/9/80
36-14 W	10/25/81
0-27 L	11/27/83
20-30 L	11/2/86
34-0 W	12/6/87
13-14 L	11/8/88
20-3 W	9/19/88
14-24 L	12/10/89
21-7 W	*12/1/91
24-45 L	9/6/92
10-13 L	9/26/93

Home: 7-9

Away: 357-358

RECORDS	OP
COLTS	OP
0-2	2-0
5-4	6-3
1-6	3-4
6-6	7-5
0-8	5-3
6-5	7-4
9-6	10-5
0-2	1-1
6-7	7-5-1
1-11	5-7
0-0	1-3
1-1	3-0

Away: 8-6

Colts Longest Series Streaks: Won 5, Lost 6

DATE	RECORDS	OP	RESULTS
	COLTS	OP	
9/25/94	1-2	2-1	14-21 L
12/26/99	12-2	2-13	29-28 W
12/15/02	8-5	7-6	28-23 W
9/7/03	0-0	0-0	9-6 W
9/25/05	3-0	1-1	13-6 W
11/30/08	7-4	4-7	10-6 W
9/18/11	0-1	0-1	19-27 L
10/21/12	2-3	1-5	17-13 W
8-4	7-5	25-24 W	
12/7/14	2-4	1-5	25-24 W
9/24/17	0-2	0-2	31-28 W
10/11/20	3-1	3-1	23-32 L

STADIUMS: Memorial 1-5 Hoosier/RCA 4-3 Lucas Oil 2-1 Municipal/Cleveland 5-7 Cleveland Browns Stadium 5-1

BROWNS: Cleveland 1953-95, 1999-present

COLTS vs. DALLAS

Points-Allowed: 310-438

DATE	RECORDS	OP	RESULTS	DATE	RECORDS	OP	RESULTS
	COLTS	OP			COLTS	OP	
10/30/60	3-2	0-5	45-7 W	9/4/78	0-0	0-0	0-38 L
12/3/67	9-0-2	8-3	23-17 W	12/6/81	1-12	10-3	13-37 L
12/13/69	7-4-1	9-2-1	10-27 L	10/28/84	3-5	5-3	3-22 L
11/17/71	13-2-1	12-4	16-13 W	10/10/93	2-2	2-2	3-27 L
10/15/72	1-3	3-1	0-21 L	9/15/96	2-0	1-1	25-24 W
9/28/76	2-0	2-0	27-30 L	10/31/99	4-2	4-2	34-24 W

Regular Season: 6-11

Home: 144-160

RESULTS	DATE
45-7 W	9/4/78
23-17 W	12/

RECORDS



COLTS vs. DENVER

Points-Allowed: 637-620

Regular Season: 12-14

Home: 401-311

Home: 8-6

Away: 236-309

Away: 4-8

Colts Longest Series Streaks: Won 5, Lost 4

Playoffs: 3-0

RECORDS COLTS			RESULTS			RECORDS COLTS			RESULTS		
DATE	COLTS	OP	RESULTS	DATE	COLTS	OP	RESULTS	DATE	COLTS	OP	RESULTS
11/10/74	1-7	3-4-1	6-17 L	10/3/93	2-1	2-1	13-35 L	9/26/10	1-1	1-1	27-13 W
11/27/77	9-1	9-1	13-27 L	16/02	5-10	8-7	29-10 W	10/20/13	4-2	6-0	39-33 W
10/22/78	2-5	5-2	7-6 W	11/24/02	6-4	7-3	23-20 W	9/7/14	0-0	0-0	24-31 L
9/20/81	1-1	1-1	10-28 L	12/21/03	11-3	9-5	17-31 L	11/18/15	12-5	12-4	24-13 W
9/11/83	1-0	1-0	10-17 L	14/04	12-4	10-6	41-10 W	11/8/15	3-5	7-0	27-24 W
12/11/83	6-8	8-6	19-21 L	12/05	12-3	10-6	14-33 L	9/18/16	0-1	1-0	20-34 L
10/13/85	2-3	3-2	10-15 L	19/05	12-4	10-6	49-24 W	12/14/17	3-1	4-0	13-25 L
10/31/88	3-5	4-4	55-23 W	10/29/06	6-0	5-1	34-31 W	10/27/19	4-2	2-5	15-13 W*
10/15/89	3-2	4-1	3-14 L	9/30/07	3-0	2-1	38-20 W	10/6/22	1-2-1	2-2	12-9 W*
10/21/90	2-3	2-4	17-27 L	12/13/09	12-0	8-4	28-16 W				

Sweeps: Broncos (1): 1983

STADIUMS: Memorial 1-2 Hoosier/RCA 5-3 Lucas Oil 4-1 Mile High 0-5 INVESCO Field/Sports Authority Field/Empower Field 5-3

COLTS vs. DETROIT

Points-Allowed: 971-871

Regular Season: 22-19-2

Home: 511-428

Home: 11-10-1

Away: 460-443

Away: 11-9-1

Colts Longest Series Streaks: Won 4, Lost 4

RECORDS COLTS			RESULTS			RECORDS COLTS			RESULTS		
DATE	COLTS	OP	RESULTS	DATE	COLTS	OP	RESULTS	DATE	COLTS	OP	RESULTS
10/3/53	1-0	1-0	17-27 L	10/23/60	3-1	0-3	17-30 L	11/10/68	7-1	3-4	17-10 W
11/7/53	3-3	4-2	7-17 L	12/4/60	6-3	4-5	15-20 L	12/7/69	7-4	7-1	27-17 T
10/16/54	1-2	2-0	0-35 L	9/24/61	1-0	1-0	15-16 L	10/21/73	1-4	1-3-1	29-27 W
11/6/54	1-5	4-1	3-27 L	10/22/61	2-3	3-2	17-14 W	12/11/77	9-3	5-7	10-13 L
10/1/55	1-0	0-1	28-13 W	9/30/62	2-0	2-0	20-29 L	11/16/80	5-5	6-4	10-9 W
11/5/55	4-2	0-6	14-24 L	12/2/62	5-6	9-2	14-21 L	9/22/85	0-2	2-0	14-6 W
10/6/56	1-0	1-0	14-31 L	10/20/63	2-3	2-3	25-21 W	9/22/91	0-3	2-1	24-33 L
11/18/56	3-3	6-1	3-27 L	11/10/63	3-5	4-4	24-21 W	11/23/97	1-10	5-6	10-32 L
9/29/57	0-0	0-0	34-14 W	10/25/64	5-1	4-1-1	34-0 W	10/29/00	5-2	5-2	30-18 W
10/20/57	3-0	2-1	27-31 L	12/6/64	11-1	5-5-2	14-31 L	11/25/04	7-3	4-6	41-9 W
9/28/58	0-0	0-0	28-15 W	10/10/65	2-1	3-0	31-7 W	12/14/08	9-4	0-13	31-21 W
10/19/58	0-0	0-2-1	40-14 W	11/25/65	9-1	5-5	24-24 T	12/2/12	7-4	4-7	35-33 W
9/27/59	0-0	0-0	21-9 W	11/10/66	2-2	2-3	45-14 W	9/11/16	0-0	0-0	35-39 W
10/11/59	1-1	0-2	31-24 W	11/20/66	7-2	3-6-1	14-20 L	11/1/20	4-2	3-3	41-21 W
10/23/60	3-1	0-3	17-30 L	11/19/67	7-0-2	3-4-2	41-7 W				

Sweeps: Colts (3): 1958,59,63 Lions (5): 1953,54,56,60,62 Splits (5): 1955,57,61,64,66

STADIUMS: Memorial 8-8-1 Hoosier/RCA 2-1 Lucas Oil 1-1 Briggs/Tiger 7-8-1 Silverdome 1-1 Ford Field 3-0

COLTS vs. GREEN BAY

Points-Allowed: 1025-992

Regular Season: 23-20-1

Home: 604-484

Home: 14-8-1

Away: 421-508

Away: 9-12

Colts Longest Series Streaks: Won 4, Lost 4

Playoffs: 0-1

RECORDS COLTS			RESULTS			RECORDS COLTS			RESULTS		
DATE	COLTS	OP	RESULTS	DATE	COLTS	OP	RESULTS	DATE	COLTS	OP	RESULTS
10/18/53	2-1	0-3	14-37 L	11/6/60	4-2	4-1	38-24 W	12/7/68	11-1	5-6-1	16-3 W
10/31/53	3-2	1-4	24-35 L	10/8/61	2-1	2-1	7-45 L	11/9/69	4-3	5-2	14-6 W
10/24/54	1-3	1-3	6-7 L	11/5/61	3-4	6-1	45-21 W	11/9/70	6-1	4-3	13-10 W
11/13/54	1-6	3-4	13-24 L	13-24 L	3-3	6-0	6-17 L	9/22/74	0-1	0-1	13-20 L
10/8/55	2-0	2-0	24-20 W	11/18/62	5-4	9-0	13-17 L	12/19/82	0-6	4-2	20-20 T
10/29/55	3-2	3-2	14-10 W	9/29/63	1-1	1-1	20-31 L	10/27/85	2-5	3-4	37-10 W
10/14/56	1-1	0-2	33-38 L	10/27/63	3-3	5-1	20-34 L	11/13/88	5-5	2-8	20-13 W
10/28/56	1-3	2-2	28-21 W	9/20/64	0-1	1-0	21-20 W	11/24/91	1-10	2-9	10-14 L
10/13/57	2-0	1-1	45-17 W	10/18/64	4-1	3-2	24-21 W	11/16/97	0-10	8-2	41-38 W
10/27/57	3-1	1-3	21-24 L	9/26/65	1-0	1-0	17-20 L	11/19/00	7-3	4-6	24-26 L
10/12/58	2-0	0-1-1	24-17 W	12/12/65	9-2-1	9-3	27-42 L	9/26/04	1-1	1-1	45-31 W
11/2/58	5-0	1-3-1	56-0 W	12/26/65	10-3-1	10-3-1	10-13 L*	10/19/08	3-2	3-3	14-34 L
10/25/59	3-1	3-1	38-21 W	10/10/66	0-0	0-0	3-24 L	10/7/12	1-2	2-2	30-27 W
11/15/59	4-3	3-4	28-24 W	12/10/66	8-4	10-2	10-14 L	11/6/16	3-5	4-3	31-26 W
10/9/60	2-0	1-1	21-35 L	11/5/67	5-0-2	5-1-1	13-10 W	12/12/20	6-3	7-2	34-31 W*

Sweeps: Colts (4): 1955,58,59,64 Packers (6): 1953,54,62,63,65,66 Splits (4): 1956,57,60,61

STADIUMS: Memorial 9-8-1 Hoosier/RCA 3-0 Lucas Oil 2-0 Green Bay City Field 0-1 Lambeau 4-7 County 5-5

COLTS vs. HOUSTON

Points-Allowed: 1125-822

Regular Season: 31-10-1

Home: 584-366

Home: 17-4

Away: 541-456

Away: 14-6-1

Colts Longest Series Streaks: Won 9, Lost 3

Playoffs: 1-0

RECORDS COLTS			RESULTS			RECORDS COLTS			RESULTS		
DATE	COLTS	OP	RESULTS	DATE	COLTS	OP	RESULTS	DATE	COLTS	OP	RESULTS
9/22/02	1-1	1-1	23-3 W	11/29/09	10-0	5-5	35-27 W	11/5/17	2-5	3-4	20-14 W
12/1/02	7-4	3-8	19-30 W	10/27/10	0-0	0-0	24-34 L	12/31/17	3-12	4-11	23-13 W
10/26/03	5-1	2-4	30-21 W	11/1/10	4-2	4-2	30-17 W	9/30/18	1-2	0-3	34-37 L*
12/28/03	11-4	5-10	20-17 W	9/11/11	0-0	0-0	7-34 L	12/9/18	6-6	9-3	24-21 W
11/14/04	5-3	4-4	49-14 W	12/22/11	1-13	10-4	19-16 W	1/5/19	10-6	11-5	21-7 W
12/12/04	9-3	5-7	23-14 W	12/27/12	9-4	11-2	17-29 L	10/20/19	3-2	4-2	30-23 W
10/23/05	6-0	0-5	38-20 W	12/30/12	10-5	12-3	28-16 W	11/21/19	6-4	6-4	17-20 L
11/13/05	8-0	1-7	31-17 W	11/30/13	5-2	2-5	27-24 W	12/6/20	7-4	4-7	26-20 W
9/17/06	1-0	0-1	43-24 W	12/15/13	8-4	2-11	25-3 W	12/20/20	9-4	4-9	27-20 W
12/24/06	11-3	4-10	24-27 L	10/9/14	3-2	3-2	33-28 W	10/17/21	1-4	1-4	31-3 W
9/23/07	2-0	2-0	30-24 W	12/14/14	9-4	7-6	17-10 W	12/5/21	6-6	2-9	31-0 W
12/23/07	12-2	7-7	38-15 W	10/8/15	2-2	1-3	27-20 W	9/11/22	0-0	0-0	20-20 T*
10/5/08	1-2	0-3	31-27 W	12/20/15	6-7	6-7	16-10 L	1/8/23	4-11-1	2-13-1	31-32 L
11/16/08	5-4	3-6	33-27 W	10/16/16	2-3	3-2	23-26 L*				
11/8/09	7-0	5-3	20-17 W	12/11/16	6-6	6-6	17-22 L				

Sweeps: Colts (12): 2002-05,07-09,13-14,17,20,21 Texans (1): 2016 Splits (7): 2006,10-12,15,18,19

STADIUMS: Hoosier/RCA 6-0 Lucas Oil 11-4 Reliant/NRG Stadium 15-6-1

RECORDS



COLTS vs. JACKSONVILLE

Regular Season: 27-17 Home: 17-5
Points-Allowed: 1005-914 Home: 498-377 Away: 507-537

Away: 10-12
Colts Longest Series Streaks: Won 6, Lost 3

RECORDS			RESULTS			RECORDS			RESULTS		
DATE	COLTS	OP	DATE	COLTS	OP	DATE	COLTS	OP	DATE	COLTS	OP
12/10/95	7-6	3-10	9/13/09	0-0	0-0	14-12 W	10/4/15	1-2	1-2	16-13W*	
9/25/00	1-1	2-1	12/17/09	1-0	7-6	35-31 W	12/19/15	6-6	4-8	16-5 L	
9/8/02	0-0	0-0	48-24 W	2-1	1-2	37-30 W	10/2/16	1-2	0-3	27-30 L	
12/29/02	9-6	6-9	20-13 W	7-6	8-5	34-24 W	11/7/17	7-8	3-12	24-20 W	
9/21/03	2-0	0-2	23-13 W	11/13/11	0-9	2-8	3-17 L	12/22/17	2-4	3-3	0-7 L
11/9/03	7-1	1-7	23-28 L	2-13	4-11	13-19 L	12/3/17	3-8	7-4	10-30 L	
10/24/04	4-1	3-0	24-17 W	9/23/12	1-1	0-2	17-22 L	11/11/18	3-5	3-5	29-28 W
9/10/05	1-0	1-0	10-3 W	9/28/13	5-9	2-9	27-10 W	12/2/18	6-5	3-8	0-6 L
12/11/05	12-0	9-3	26-18 W	12/29/13	10-5	4-11	30-10 W	12/29/19	6-5	4-5	33-13 W
9/24/06	2-0	2-0	21-14 W	9/21/14	0-2	0-2	44-17 W	9/13/20	0-0	0-0	20-27 L
10/12/06	10-2	7-5	17-44 L	11/23/14	6-4	1-9	1/3/21	10-5	1-14	28-14 W	
10/22/07	5-0	4-1	29-7 W	9/27/14	0-2	0-2	44-17 W	11/13/21	4-5	2-6	23-17 W
12/2/07	9-2	8-3	28-25 W	11/23/14	6-4	1-9	23-3 W	10/2/22	9-7	0-14	0-26 L
9/21/08	1-1	8-3	21-25 W	9/21/14	0-2	0-2	44-17 W	9/18/22	0-0-1	0-1	1-26 L
12/18/08	10-4	5-9	31-24 W	11/23/14	6-4	1-9	23-3 W	10/16/22	2-2-1	2-3	34-27 W



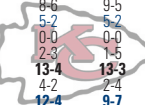
Sweeps: Colts (6): 2002,05,07,09,13-14 Jaguars (2): 2011,17 **Splits (13):** 2003,04,06,08,10,12,15,16,18,19,20,21,22
STADIUMS: Hoosier/RCA 6-1 Lucas Oil 11-4 Jacksonville Municipal/Alltel/EverBank/TIAA Bank 10-11 Wembley Stadium 0-1

COLTS vs. KANSAS CITY

Regular Season: 14-9 Home: 6-5
Points-Allowed: 578-556 Home: 269-260 Away: 309-296

Away: 8-4 Playoffs: 4-1
Colts Longest Series Streaks: Won 5, Lost 2

RECORDS			RESULTS			RECORDS			RESULTS		
DATE	COLTS	OP	DATE	COLTS	OP	DATE	COLTS	OP	DATE	COLTS	OP
9/28/70	1-0	0-1	24-44 L	1/7/96	10-7	13-3	10-7 W	11/8/07	7-2	4-5	13-10 W
12/10/72	5-7	6-6	10-24 L	12/15/96	8-6	9-5	24-19 W	10/10/10	2-2	3-0	19-9 W
11/30/75	6-4	5-5	28-14 W	11/7/99	5-2	5-2	25-17 W	10/9/11	0-4	1-3	24-28 L
10/16/77	4/0	0-4	17-6 W	9/3/00	0-0	0-0	27-14 W	12/23/12	9-5	2-12	20-13 W
9/2/79	0-0	0-0	0-14 L	10/25/01	2-3	1-5	35-28 W	12/22/13	9-5	11-3	23-7 W
12/9/79	4-10	6-8	7-10 L	1/10/04	13-4	13-3	38-31 W	1/14/11	11-5	11-5	45-44 W
11/2/80	4-4	4-4	31-24 W	10/31/04	4-2	2-4	35-45 L	10/30/16	3-4	4-2	14-30 L
12/21/80	7-8	7-8	28-38 L	1/6/07	12-4	9-7	23-8 W	12/19/19	11-6	12-4	31-13 L
10/24/85	3-8	3-8	7-20 L	11/18/07	7-2	4-5	13-10 W	10/6/19	2-2	4-0	19-13 W
10/7/90	1-3	3-1	23-19 W	10/10/10	2-2	3-0	19-9 W	9/25/22	0-1-1	2-0	20-17 W




Sweeps: Chiefs (1): 1979 **Splits (1):** 1980
STADIUMS: Memorial 1-3 Hoosier/RCA 4-0 Lucas Oil 3-2 Arrowhead 10-5

COLTS vs. LAS VEGAS

Regular Season: 9-10 Home: 2-6
Points-Allowed: 527-518 Home: 248-265 Away: 279-253

Away: 7-4 Playoffs: 1-1
Colts Longest Series Streaks: Won 4, Lost 4

RECORDS			RESULTS			RECORDS			RESULTS		
DATE	COLTS	OP	DATE	COLTS	OP	DATE	COLTS	OP	DATE	COLTS	OP
1/3/71	12-2-1	9-4-2	27-17 W	9/15/91	0-2	1-1	0-16 L	9/8/13	0-0	0-0	21-17 W
11/28/71	7-3	7-1-2	37-14 W	10/12/95	4-2	5-2	17-30 L	12/24/16	7-7	11-3	25-33 L
10/28/73	2-4	3-2-1	21-34 L	9/10/00	1-0	1-0	31-38 L	10/28/18	2-5	1-5	42-28 W
9/23/75	1-0	1-0	20-31 L	10/14/01	2-1	3-1	18-23 L	9/29/19	2-1	1-2	28-31 L
12/24/77	10-4	11-3	31-37 L*	10/10/04	3-1	2-2	35-14 W	12/13/20	8-4	7-5	44-27 W
11/25/84	4-8	8-4	7-21 L	12/16/07	11-2	4-9	21-14 W	1/2/21	9-6	8-7	20-23 L
12/21/86	2-13	8-7	30-24 W	12/26/10	8-6	7-7	31-26 W	11/13/22	3-5-1	2-6	25-20 L



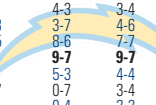
STADIUMS: Memorial 1-3 Hoosier/RCA 1-2 Lucas Oil 1-2 Oakland/Alameda County/McAfee Coliseum 4-2
LA Memorial Coliseum 1-2 Allegiant Stadium 2-0
RAIDERS: Los Angeles 1982-94 Oakland 1995-2019 Las Vegas 2020-present

COLTS vs. LOS ANGELES CHARGERS

Regular Season: 10-18 Home: 4-12
Points-Allowed: 552-737 Home: 262-436 Away: 290-301

Away: 6-6 Playoffs: 1-2
Colts Longest Series Streaks: Won 3, Lost 6

RECORDS			RESULTS			RECORDS			RESULTS		
DATE	COLTS	OP	DATE	COLTS	OP	DATE	COLTS	OP	DATE	COLTS	OP
9/20/70	0-0	0-0	16-14 W	11/26/89	5-6	4-7	10-6 W	12/18/05	13-0	8-5	17-26 L
10/8/72	1-2	1-1-1	20-23 L	10/18/92	3-2	1-4	14-34 L	11/11/07	7-1	4-4	21-23 L
11/7/76	7-1	4-4	37-21 W	11/1/92	4-3	3-4	0-26 L	1/13/08	13-3	12-5	24-28 L
10/18/81	1-5	4-2	14-43 L	11/29/93	3-7	4-6	0-31 L	11/23/08	6-4	4-6	23-20 W
12/26/82	0-6-1	5-2	26-44 L	12/17/95	8-6	7-7	24-27 L	1/3/09	12-4	8-8	17-23 L*
11/4/84	3-6	4-5	10-38 L	12/31/95	9-7	9-7	35-20 W	11/28/10	6-4	5-5	14-36 L
11/30/86	0-12	2-10	3-17 L	11/3/96	5-3	4-4	19-26 L	10/14/13	4-1	2-3	9-19 L
11/8/87	4-3	6-1	13-16 L	10/26/97	0-7	3-4	19-35 L	9/25/16	0-2	1-1	26-22 W
12/20/87	7-6	8-5	20-7 W	10/4/98	0-4	2-2	17-12 W	9/8/19	0-0	0-0	24-30 L*
10/23/88	2-5	2-5	16-0 W	9/26/99	1-1	1-0	27-19 W	12/26/22	4-9-1	8-6	3-20 L
11/26/89	5-6	4-7	10-6 W	12/26/04	11-3	11-3	34-31W*				



Sweeps: Chargers (1): 1992 **Splits (1):** 1987
STADIUMS: Memorial 0-2 Hoosier/RCA 3-9 Lucas Oil 1-2 Jack Murphy/Qualcomm 7-6 Dignity Health Sports Park 0-1
RAMS: Los Angeles 1960, 2017-present San Diego 1961-2016

RECORDS



COLTS vs. LOS ANGELES RAMS

Regular Season: 23-20-2

Home: 14-7-2

Away: 9-13

Points-Allowed: 969-1023

Home: 570-509

Away: 399-514

Colts Longest Series Streaks: Won 6, Lost 3

DATE	RECORDS		RESULTS	DATE	RECORDS		RESULTS	DATE	RECORDS		RESULTS
	COLTS	OP			COLTS	OP			COLTS	OP	
11/22/53	3-5	5-2-1	13-21 L	12/11/60	6-4	3-6-1	3-10 L	10/27/68	5-1	6-0	27-10 W
12/5/53	3-7	6-3-1	2-45 L	9/17/61	0-0	0-0	27-24 W	12/15/68	12-1	10-2-1	28-24 W
9/26/54	0-0	0-0	0-48 L	12/9/61	7-5	3-9	17-34 L	9/21/69	0-0	0-0	20-27 L
12/4/54	2-8	5-4-1	22-21 W	9/16/62	0-0	0-0	30-27 W	12/21/69	7-5-1	11-2	13-7 W
11/20/55	4-4	5-3	17-17 T	11/11/62	4-4	1-7	14-2 W	11/8/71	5-2	4-2-1	24-17 W
12/4/55	5-4-1	6-3-1	14-20 L	11/24/63	5-5	3-7	16-17 L	10/5/75	1-1	1-1	13-24 L
11/25/56	3-4	2-6	56-21 W	12/15/63	7-6	5-8	19-16 W	9/21/86	0-2	2-0	7-24 L
12/9/56	4-5	2-8	7-31 L	10/4/64	2-1	2-0-1	35-20 W	9/17/89	0-1	1-0	17-31 L
12/1/57	6-3	4-5	31-14 W	11/22/64	9-1	5-4-1	24-7 W	10/1/95	1-2	4-0	21-18 W
12/15/57	7-4	5-6	21-37 L	10/24/65	4-1	1-4	35-20 W	12/30/01	5-9	12-2	17-42 L
11/23/58	7-1	5-3	34-7 W	12/18/65	9-3-1	4-9	20-17 W	10/17/05	5-0	2-3	45-28 W
12/6/58	9-1	6-4	28-30 L	10/30/66	4-2	4-3	17-3 L	10/25/09	5-0	0-6	42-6 W
11/29/59	6-3	2-7	35-21 W	11/27/66	7-3	6-5	7-23 L	11/10/13	6-2	3-6	8-38 L
12/12/59	8-3	2-9	45-26 W	10/15/67	4-0	3-1	24-24 T	10/9/17	0-0	0-0	9-46 L
10/16/60	2-1	0-3	31-17 W	12/17/67	11-0-2	10-1-2	10-34 L	9/19/21	0-1	1-0	24-27 L

Sweeps:

Colts (5): 1959,62,64,65,68

Rams (1): 1953

Splits (9): 1954,56,58,60,61,63,66,69

STADIUMS:

Memorial 12-4-2

Hoosier/RCA 2-1

Lucas Oil 0-2

LA Memorial Coliseum 8-11

Anaheim 0-1

Dome at America's Center/Edward Jones 1-1

RAMS:

Los Angeles 1953-94, 2016-present

St. Louis 1995-2015

COLTS vs. MIAMI

Regular Season: 28-46

Home: 15-23

Away: 13-23

Playoffs: 0-2

Points-Allowed: 1314-1696

Home: 697-768

Away: 617-928

Colts Longest Series Streaks: Won 5, Lost 14

DATE	RECORDS		RESULTS	DATE	RECORDS		RESULTS	DATE	RECORDS		RESULTS
	COLTS	OP			COLTS	OP			COLTS	OP	
11/1/70	5-1	4-2	35-0 W	1/2/83	0-7-1	6-2	7-34 L	11/26/95	6-5	6-5	36-28 W
11/22/70	7-1-1	5-4	17-34 L	10/23/83	4-3	4-3	7-21 L	9/23/96	3-0	3-0	10-6 W
11/21/71	7-2	7-1-1	14-17 L	11/20/83	6-5	7-4	0-37 L	11/10/96	5-4	4-5	13-37 L
12/11/71	9-3	9-2-1	14-3 W	9/23/84	1-2	3-0	7-44 L	8/31/97	0-0	0-0	10-16 L
10/2/72	11-4	11-3-1	0-21 L	12/9/84	4-10	12-2	17-35 L	12/14/97	2-12	9-5	41-0 W
12/29/72	1-5	6-0	0-23 L	9/15/85	0-1	0-1	13-30 L	9/6/98	0-0	0-0	15-24 L
12/16/72	5-8	13-0	0-16 L	11/17/85	3-7	6-4	20-34 L	11/8/98	1-7	5-3	14-27 L
11/11/73	2-6	7-1	0-44 L	9/14/86	0-1	0-1	10-30 L	10/10/99	2-1	2-0	31-34 W
12/9/73	2-10	11-1	16-3 W	10/26/86	0-7	2-5	13-17 L	12/5/99	9-2	8-3	37-34 W
10/27/74	1-5	4-2	7-17 L	9/20/87	0-1	0-1	10-23 L	11/26/00	7-4	8-3	14-17 L
12/8/74	2-10	9-3	16-17 L	11/15/87	4-4	4-4	40-21 W	12/17/00	8-6	10-4	20-13 W
11/23/75	5-4	7-2	33-17 W	9/25/88	0-3	1-7	15-13 W	12/30/00	10-6	11-5	17-23 L*
12/14/75	8-4	9-3	10-7W*	12/4/88	7-6	5-8	31-28 W	11/11/01	4-3	5-2	24-27 L
10/10/76	3-1	2-2	28-14 W	11/25/88	4-4	4-4	13-19 L	12/10/01	4-7	8-3	6-41 L
11/22/76	8-2	5-5	17-16 W	12/17/89	7-7	8-6	42-13 W	9/15/02	1-0	1-0	13-21 L
10/9/77	3-0	3-0	45-28 W	10/28/90	2-4	5-1	7-27 L	11/2/03	6-1	4-2	23-17 W
12/5/77	9-2	8-3	6-17 L	12/30/90	7-8	11-4	17-23 L	12/31/06	11-4	6-9	27-22 W
9/10/78	0-1	0-1	0-42 L	9/8/91	0-1	0-1	6-17 L	9/21/09	1-0	0-1	27-23 W
10/29/78	3-5	5-3	8-26 L	11/3/91	0-8	3-5	6-10 L	11/4/12	4-3	4-3	23-20 W
11/11/79	4-6	6-4	0-19 L	10/25/92	3-3	6-0	31-20 W	9/15/13	1-0	1-0	20-24 L
11/25/79	4-8	7-5	24-28 L	11/8/92	4-4	6-2	0-28 L	12/27/15	6-8	5-9	18-12 W
10/5/80	2-2	3-1	30-17 W	9/5/93	0-0	0-0	20-24 L	11/25/18	5-5	5-5	27-24 W
12/14/80	7-7	7-7	14-24 L	10/24/93	2-3	4-1	27-41 L	11/10/19	5-3	1-7	12-16 L
9/27/81	1-2	3-0	28-31 W	11/6/94	4-5	6-2	21-22 L	10/3/21	0-3	1-2	27-17 W
11/1/81	1-7	5-2-1	10-27 L	12/18/94	6-8	9-5	10-6 W				
9/19/82	0-1	1-0	20-24 L	10/8/95	2-2	4-0	27-24 W*				

Sweeps:

Colts (4): 1975,76,88,95

Dolphins (15): 1972,74,78,79,81-86,90,91,93,98,01

Splits (13):

1970,71,73,77,80,87,89,92,94,96,97,99,00

STADIUMS:

Memorial 6-8

Hoosier/RCA 7-13

Lucas Oil 2-2

Orange Bowl 3-15

Joe Robbie/Pro Player/LandShark/Sun/Life/Hard Rock 10-10

COLTS vs. MINNESOTA

Regular Season: 17-8-1

Home: 11-0

Away: 6-8-1

Playoffs: 10-0

Points-Allowed: 707-552

Home: 347-199

Away: 360-353

Colts Longest Series Streaks: Won 6, Lost 5

DATE	RECORDS		RESULTS	DATE	RECORDS		RESULTS	DATE	RECORDS		RESULTS
	COLTS	OP			COLTS	OP			COLTS	OP	
10/1/61	1-1	1-1	34-33 W	11/14/65	7-1	5-3	41-21 W	11/20/88	6-5	7-4	3-12 L
11/12/61	4-4	1-7	20-28 L	9/18/66	0-1	0-0-1	38-23 W	12/21/97	3-12	8-7	28-39 L
9/23/62	1-0	0-1	34-7 W	10/23/66	3-2	1-3	20-17 W	12/24/00	9-6	11-4	31-10 W
12/16/62	6-7	2-10-1	42-17 W	10/22/67	4-1	1-4	20-20 T	11/8/04	4-3	5-2	31-28 W
11/17/63	4-5	3-6	37-34 W	11/24/68	9-1	6-4	21-9 W	9/14/08	0-1	0-1	18-15 W
12/8/63	6-6	4-7-1	41-10 W	12/22/68	13-1	8-6	24-14 W	9/16/12	0-1	1-0	23-20 W
9/13/64	0-0	0-0	24-34 L	9/28/69	0-1	0-1	14-52 L	12/18/16	6-7	7-6	34-6 W
11/15/64	8-1	5-4	17-14 W	10/25/71	4-1	4-1	3-10 L	9/20/20	0-1	0-1	28-11 W
9/19/65	0-0	0-0	35-16 W	12/12/82	0-5	2-3	10-13 L	12/17/22	4-8-1	10-3	36-39 L*

Sweeps:

Colts (4): 1962,63,65,66

Splits (2): 1961,64

STADIUMS:

Memorial 8-0

Hoosier/RCA 2-0

Lucas Oil 2-0

Metropolitan 4-4-1

HHH Metrodome 1-3

U.S. Bank Stadium 1-1

RECORDS



COLTS vs. NEW ENGLAND Regular Season: 29-49 Home: 17-22 Away: 12-27 Playoffs: 1-4
 Points-Allowed: 1567-2082 Home: 846-945 Away: 721-1137 Colts Longest Series Streaks: Won 3, Lost 7

DATE	RECORDS COLTS OP	RESULTS	DATE	RECORDS COLTS OP	RESULTS	DATE	RECORDS COLTS OP	RESULTS			
10/4/70	1-1	1-1	14-6 W	12/16/84	4-11	8-7	11/1/98	1-6	4-3	16-21 L	
10/25/70	4-1	1-4	27-3 W	10/10/85	3-6	6-3	9/19/99	1-0	1-0	28-31 L	
10/3/71	1-1	1-1	23-3 W	12/1/85	3-9	8-4	12/12/99	10-2	7-5	20-15 W	
12/19/71	10-3	5-8	17-21 L	9/7/86	0-0	0-0	10/8/00	3-1	1-4	16-24 L	
11/6/72	1-6	2-5	24-17 W	11/9/86	0-9	6-3	10/22/00	4-2	2-5	30-23 W	
11/26/72	3-7	2-8	31-0 W	10/25/87	2-3	3-2	9/30/01	2-0	0-2	13-44 L	
10/7/73	3-2	0-3	16-24 L	11/22/87	5-4	4-5	10/21/01	2-2	2-2	17-38 L	
12/16/73	3-10	5-8	18-13 W	10/2/88	1-3	1-3	11/30/03	9-2	1-3	94-38 L	
10/6/74	0-3	3-0	3-42 L	11/27/88	6-6	7-5	11/8/04	14-4	15-2	14-26 L	
11/24/74	2-8	6-4	17-27 L	10/29/88	4-3	2-5	9/8/04	0-0	0-0	24-27 L	
10/19/75	1-3	0-4	10-21 L	12/3/89	6-6	4-8	11/6/05	13-4	14-2	3-20 L	
12/21/75	9-4	3-10	34-21 W	9/16/90	0-1	0-1	11/7/05	7-0	4-3	40-21 W	
9/12/76	0-0	0-0	27-13 W	11/11/90	2-6	1-7	11/5/06	7-0	6-1	27-20 W	
11/14/76	8-1	6-3	14-21 L	9/1/91	0-0	0-0	12/1/07	14-4	14-4	38-34 W	
10/23/77	5-0	3-2	3-17 L	12/9/91	1-2	4-9	11/4/07	7-0	8-0	20-24 L	
12/18/77	9-4	9-4	30-24 W	11/15/92	4-5	0-9	34-37 L*	3-4	5-2	18-15 W	
9/18/78	0-2	1-1	34-27 W	12/6/92	5-7	2-10	11/15/09	8-0	6-2	35-34 W	
11/26/78	5-7	9-3	14-35 L	10/31/93	2-4	1-6	9-6 W	11/21/10	6-3	7-2	28-31 L
10/28/79	2-6	6-2	31-26 W	12/26/93	4-10	3-11	0-38 L	12/4/11	0-11	8-3	24-31 L
11/18/79	4-7	7-4	21-50 L	11/27/94	5-6	5-6	10-12 L	11/18/12	6-3	6-3	24-59 L
10/19/80	4-2	5-1	21-37 L	12/11/94	6-7	7-6	13-29 L	11/11/14	12-5	12-4	22-43 L
11/23/80	6-5	7-4	21-47 L	11/19/95	5-5	4-6	24-10 W	11/16/14	6-3	7-2	50-42 L
9/6/81	0-0	0-0	29-28 W	12/23/95	8-7	6-9	10-7 W	11/8/15	13-5	13-4	7-45 L
12/20/81	1-14	2-13	23-21 W	10/20/96	5-1	3-3	3-3	10/18/15	3-2	4-0	27-34 L
12/7/82	0-0	0-0	13-24 L	11/24/96	6-5	7-4	13-27 L	10/4/18	1-3	2-2	24-38 L
9/4/83	0-0	0-0	29-23 W*	9/7/97	0-1	1-0	6-31 L	12/18/21	7-6	9-4	27-17 W
10/9/83	3-2	2-3	12-7 W	11/30/97	1-11	7-5	17-20 L	11/6/22	3-4-1	4-4	3-26 L
11/18/84	4-7	7-4	17-50 L	9/13/98	0-1	0-1	6-29 L				

Sweeps: Colts (5): 1970,72,81,83,95 Patriots (12): 1974,80,84-86,89,91,94,96,97,98,01
Spits (14): 1971,73,75-79,87,88,90,92,93,99,00
STADIUMS: Memorial 8-6 Hoosier/RCA 7-14 Lucas Oil 3-2 Harvard 1-0 Schaefer/Sullivan/Foxboro 9-21 Gillette 2-10

COLTS vs. NEW ORLEANS Regular Season: 5-8 Home: 3-3 Away: 2-5 Playoffs (Neutral): 0-1
 Points-Allowed: 289-343 Home: 133-93 Away: 156-250 Colts Longest Series Streaks: Won 3, Lost 5

DATE	RECORDS COLTS OP	RESULTS	DATE	RECORDS COLTS OP	RESULTS	DATE	RECORDS COLTS OP	RESULTS			
12/10/67	10-0-2	2-10	30-10 W	11/12/95	5-4	3-6	14-17 L	2/7/10	16-2	15-3	17-31 L
10/19/69	2-2	0-4	30-10 W	9/27/98	0-3	2-0	13-19 L	10/23/11	0-6	4-2	7-62 L
9/30/73	0-2	0-2	14-10 W	11/18/01	4-4	4-4	20-34 L	10/25/15	3-3	2-4	21-27 L
10/12/86	0-5	1-4	14-17 L	9/28/03	3-0	1-2	55-21 W	12/16/19	6-7	10-3	7-34 L
12/24/89	8-7	8-7	6-41 L	9/6/07	0-0	0-0	41-10 W				

STADIUMS: Memorial 2-0 Hoosier/RCA 1-2 Lucas Oil 0-1 Tulane 1-0 Louisiana/Mercedes-Benz Superdome 1-5 Sun Life 0-1

COLTS vs. NEW YORK GIANTS Regular Season: 10-7 Home: 3-3 Away: 7-4 Playoffs: 2-0
 Points-Allowed: 448-370 Home: 179-176 Away: 269-194 Colts Longest Series Streaks: Won 4, Lost 2

DATE	RECORDS COLTS OP	RESULTS	DATE	RECORDS COLTS OP	RESULTS	DATE	RECORDS COLTS OP	RESULTS			
10/2/54	0-1	1-0	20-14 W	10/17/71	3-1	2-2	31-7 W	9/10/06	0-0	0-0	26-21 W
11/13/55	4-3	2-5	7-17 L	12/7/75	7-4	3-8	21-0 W	9/19/10	0-1	1-0	38-14 W
11/9/58	6-0	4-2	21-24 L	12/16/79	4-11	6-9	31-7 W	11/3/14	5-3	3-4	40-24 W
12/28/58	9-3	10-3	23-17 W*	11/5/90	2-5	7-0	7-24 L	12/23/18	8-6	5-9	28-27 W
12/27/59	9-3	10-2	31-16 W*	12/12/93	4-8	9-3	6-20 L	1/1/23	4-10-1	8-6-1	10-38 L
9/15/63	0-0	0-0	28-37 L	11/14/99	6-2	5-3	27-19 W				
11/2/68	6-1	5-2	26-0 W	12/22/02	9-5	8-6	27-44 L				

STADIUMS: Memorial 2-1 Hoosier/RCA 0-2 Lucas Oil 2-0 Polo Grounds 0-1 Yankee 3-1 Shea 1-0 Giants 3-1 MetLife 1-1

RECORDS



COLTS vs. NEW YORK JETS

Regular Season: 43-29
Home: 853-780

Home: 21-15
Away: 722-803

Away: 22-14
Colts Longest Series

Streaks: 1-3
Playoffs: Won 6, Lost 4

DATE	RECORDS		RESULTS	DATE	RECORDS		RESULTS	DATE	RECORDS		RESULTS
	COLTS	OP			COLTS	OP			COLTS	OP	
11/2/69	15-1	12-3	7-16 L	11/21/82	0-2	1-1	0-37 L	10/29/95	4-3	2-6	17-10 W
10/18/70	3-1	1-3	29-22 W	11/6/83	5-4	4-5	17-14 W	9/8/96	1-0	0-1	21-7 W
12/19/70	10-2-1	4-9	35-20 W	12/4/83	6-7	6-7	6-10 L	11/17/96	5-5	1-9	34-29 W
9/19/71	0-0	0-0	22-0 W	9/2/84	0-0	0-0	14-23 L	10/5/97	0-4	3-2	12-16 L
11/14/71	6-2	3-5	14-13 W	11/11/84	3-7	6-4	9-5 W	12/7/97	1-12	8-5	22-14 W
9/24/72	0-1	1-0	34-44 L	9/29/85	1-2	2-1	20-25 L	9/20/98	0-2	0-2	6-44 L
10/22/72	1-4	3-2	20-24 L	11/3/85	3-5	6-2	17-35 L	11/15/98	1-8	6-3	24-23 W
9/23/73	0-1	0-1	10-34 L	9/28/86	0-3	2-1	7-26 L	10/17/99	2-2	1-3	16-13 W
12/27/73	2-9	3-8	17-20 L	11/16/86	0-10	9-1	16-31 L	11/28/99	8-2	4-6	13-6 W
10/20/74	0-5	1-4	35-20 W	10/11/87	1-2	2-1	6-0 W	11/2/00	6-3	6-3	23-15 W
12/15/74	2-11	6-7	38-45 L	11/1/87	3-3	3-3	19-14 W	12/3/00	7-5	8-4	17-27 L
10/26/75	1-4	2-3	45-28 W	11/6/88	4-5	5-3-1	38-14 W	9/9/01	0-0	0-0	45-24 W
11/16/75	4-4	2-6	52-19 W	10/10/88	8-6	6-7-1	16-34 L	12/23/01	5-8	8-5	28-29 W
10/24/76	5-1	1-5	20-0 W	10/1/89	1-2	1-2	17-10 W	1/4/03	10-6	9-7	0-41 L
11/28/76	9-2	3-8	33-16 W	11/19/89	4-6	2-8	27-10 W	11/16/03	7-2	3-6	38-31 W
9/25/77	1-0	0-1	20-12 W	11/18/90	3-6	4-6	17-14 W	10/1/06	3-0	2-1	31-28 W
11/20/77	8-1	2-7	33-12 W	12/16/90	5-8	4-9	29-21 W	12/27/09	14-0	7-7	15-29 L
10/15/78	2-4	3-3	10-33 L	10/20/91	0-7	3-4	6-17 L	1/24/10	15-2	11-7	30-17 W
12/3/78	5-8	7-6	16-24 L	11/10/91	0-9	5-4	28-27 W	1/8/11	10-6	11-5	16-17 L
10/7/79	0-5	2-3	10-8 W	10/11/92	2-2	1-4	6-3 W*	10/14/12	2-2	2-3	9-35 L
12/2/79	4-9	5-8	17-30 L	12/13/92	6-7	4-9	10-6 W	9/21/15	0-1	1-0	7-20 L
9/7/80	0-0	0-0	17-14 W	11/14/93	3-5	4-4	17-31 L	12/5/16	5-6	3-8	41-10 W
9/28/80	1-2	0-3	35-21 W	12/5/93	3-8	7-4	9-6 W	10/14/18	1-4	2-3	34-42 L
11/8/81	1-8	4-4-1	14-41 L	10/9/94	2-3	2-3	6-16 L	9/27/20	1-1	0-2	36-7 W
11/29/81	1-11	7-4-1	0-25 L	10/30/94	3-5	4-3	28-25 W	11/4/21	3-5	2-5	45-30 W
11/21/82	0-2	1-1	0-37 L	9/10/95	0-1	0-1	27-24 W*				

Sweeps: Colts (13): 1970,71,75,77,80,87,89,90,92,95,96,99 Jets (6): 1972,73,78,81,85,86

Splits (12): 1974,79,83,84,88,91,93,94,97,98,00,01

STADIUMS: Memorial 7-6 Hoosier/RCA 12-7 Lucas Oil 3-3 Shea 8-6 Giants 13-7 MetLife 1-2 Orange Bowl 0-1

COLTS vs. PHILADELPHIA

Regular Season: 10-10
Home: 236-169

Home: 5-4
Away: 247-255

Away: 5-6
Colts Longest Series

Streaks: Won 4, Lost 3
Playoffs: Won 2, Lost 8

DATE	RECORDS		RESULTS	DATE	RECORDS		RESULTS	DATE	RECORDS		RESULTS
	COLTS	OP			COLTS	OP			COLTS	OP	
11/15/53	3-4	4-2-1	14-45 L	11/15/81	1-9	8-2	13-38 L	11/10/02	4-4	6-2	35-13 W
11/21/65	8-1	3-6	34-24 W	10/30/83	4-4	4-4	22-21 W	11/26/06	9-1	5-5	45-21 W
9/24/67	1-0	1-0	38-6 W	10/14/84	2-4	2-4	7-16 L	11/7/10	5-2	4-3	24-26 L
10/13/69	1-2	1-2	24-20 W	9/30/90	0-3	1-2	24-23 W	9/15/14	0-1	1-0	27-30 L
12/6/70	8-2-1	2-8-1	29-10 W	12/19/93	4-9	5-8	10-20 L	9/23/18	1-1	1-1	16-20 L
9/29/74	0-2	1-1	10-30 L	12/5/96	7-6	8-5	37-10 W	11/20/22	4-5-1	8-1	16-17 L
10/1/78	1-3	2-2	14-17 L	11/21/99	7-2	3-7	44-17 W				

STADIUMS: Memorial 3-1 Hoosier/RCA 2-1 Lucas Oil 0-2 Connie Mack 0-1 Franklin Field 1-0
Veterans 4-3 Lincoln Financial 0-2

COLTS vs. PITTSBURGH

Regular Season: 6-21
Home: 247-305

Home: 4-8
Away: 300-528

Away: 2-13
Colts Longest Series

Streaks: Won 2, Lost 8
Playoffs: 0-5

DATE	RECORDS		RESULTS	DATE	RECORDS		RESULTS	DATE	RECORDS		RESULTS
	COLTS	OP			COLTS	OP			COLTS	OP	
11/3/57	3-2	3-2	13-19 L	9/8/85	0-0	0-0	3-45 L	1/15/06	14-2	12-5	18-21 L
9/29/68	2-0	0-2	41-7 W	10/18/87	2-2	2-2	7-21 L	11/9/08	4-4	6-2	24-20 W
10/31/71	4-2	3-3	34-21 W	10/6/91	0-5	2-2	3-21 L	9/25/11	0-2	1-1	20-23 L
9/15/74	0-0	0-0	0-30 L	11/22/92	4-6	7-3	14-30 L	10/26/14	5-2	4-3	34-51 L
12/21/75	10-4	12-2	10-28 L	9/18/94	1-1	1-1	21-31 L	12/6/15	6-5	6-5	10-45 L
12/19/76	11-3	10-4	14-40 L	1/14/96	11-7	12-5	16-20 L	11/24/16	5-5	5-5	7-28 L
10/30/77	5-1	4-2	31-21 W	12/29/96	9-7	10-6	14-42 L	11/12/17	3-6	6-2	17-20 L
12/9/78	5-9	12-2	13-35 L	10/12/97	0-5	3-2	22-24 L	11/3/19	5-2	3-4	24-26 L
9/23/79	0-3	3-0	13-17 L	10/21/02	4-1	2-3	10-28 L	12/27/20	10-4	11-3	24-28 L
9/14/80	1-0	1-0	17-20 W	11/28/05	10-0	7-3	26-7 W	11/28/22	4-6-1	3-7	17-24 L
11/13/83	6-4	8-2	13-24 L	10/21/02	4-1	2-3	10-28 L				
10/21/84	2-5	4-3	17-16 W	11/28/05	10-0	7-3	26-7 W				

STADIUMS: Memorial 2-4 Hoosier/RCA 2-2 Lucas Oil 0-4 Pitt 1-0 Three Rivers 0-11 Heinz 1-5

RECORDS



COLTS vs. SAN FRANCISCO Regular Season: 27-18 Home: 15-7 Away: 12-11
 Points-Allowed: 1073-884 Home: 559-428 Away: 514-456 Colts Longest Series Streaks: Won 13, Lost 5

DATE	RECORDS		RESULTS	DATE	RECORDS		RESULTS	DATE	RECORDS		RESULTS
	COLTS	OP			COLTS	OP			COLTS	OP	
11/29/53	3-6	6-3	21-38 L	12/18/60	6-5	6-5	10-34 L	9/15/68	0-0	0-0	27-10 W
12/13/53	3-8	8-3	14-45 L	12/16/61	6-5	6-4-1	20-17 W	10/13/68	4-0	2-2	42-14 W
11/28/54	1-8	5-3-1	17-13 W	12/16/61	7-6	7-5-1	27-24 W	10/26/69	3-2	0-4-1	21-24 L
12/11/54	3-8	6-4-1	7-10 L	10/7/62	2-1	1-2	13-21 L	11/16/69	5-3	1-6-1	17-20 L
11/27/55	4-4-1	3-6	26-14 W	11/4/62	3-4	3-4	22-3 W	11/12/72	2-6	3-4-1	21-24 L
12/11/55	5-5-1	3-8	24-35 L	9/22/63	0-1	0-1	20-14 W	10/5/86	0-4	3-1	14-35 L
12/2/56	4-4	2-6-1	17-20 L	10/13/63	1-3	0-4	20-3 W	9/10/89	0-0	0-0	24-30 L
12/16/56	4-6	4-6-1	17-30 L	11/1/64	6-1	2-5-1	37-7 W	10/15/95	3-2	4-1	18-17 W
11/24/57	5-3	5-3	27-21 W	11/29/64	10-1	3-8	14-3 W	10/18/98	1-5	4-1	31-34 L
12/8/57	7-3	6-4	13-17 L	10/3/65	1-1	2-0	27-24 W	11/25/01	4-5	7-2	21-40 L
11/30/58	8-1	4-5	35-27 W	10/31/65	5-1	3-3	34-28 W	10/9/05	4-0	1-3	28-3 W
12/14/58	9-2	5-6	12-21 L	9/25/66	1-1	0-0-1	36-14 W	11/1/09	6-0	3-3	18-14 W
11/22/59	5-3	6-2	45-14 W	12/18/66	8-5	6-5-2	30-17 W	9/22/13	1-1	1-1	27-7 W
12/5/59	7-3	7-3	34-14 W	10/1/67	2-0	2-0	41-7 W	10/8/17	2-3	0-5	26-23 W*
11/27/60	6-2	4-4	22-30 L	11/26/67	8-0-2	5-5	26-9 W	10/24/21	2-4	2-3	30-18 W

Sweeps: Colts (8): 1959,61,63-68 49ers (4): 1953,56,60,69 **Splits (5):** 1954,55,57,58,62
STADIUMS: Memorial 12-5 Hoosier/RCA 1-2 Lucas Oil 2-0 Kezar 9-8 Candlestick/3COM/Monster Park/Levi's 3-3

COLTS vs. SEATTLE Regular Season: 7-6 Home: 3-2 Away: 4-4
 Points-Allowed: 275-322 Home: 104-119 Away: 171-203 Colts Longest Series Streaks: Won 2, Lost 2

DATE	RECORDS		RESULTS	DATE	RECORDS		RESULTS	DATE	RECORDS		RESULTS
	COLTS	OP			COLTS	OP			COLTS	OP	
9/18/77	0-0	0-0	29-14 W	9/14/97	0-2	0-2	3-31 L	10/6/13	1-1	4-0	34-28 W
11/27/78	4-6	5-5	17-14 W	12/20/98	3-11	7-7	23-27 L	10/1/17	3-2	4-2	18-46 L
9/29/91	0-4	1-3	3-31 L	10/15/00	3-2	2-4	37-24 W	9/12/21	0-0	0-0	16-28 L
12/4/94	5-7	5-7	31-19 W	12/24/05	13-1	12-2	18-28 L				
10/2/94	1-3	3-1	17-15 W	10/4/09	3-0	1-2	34-17 W				

Sweeps: Colts (1): 1994
STADIUMS: Hoosier/RCA 2-1 Lucas Oil 2-1 Kingdome 3-2 Husky Stadium 1-0 Qwest/CenturyLink Field 0-2

COLTS vs. TAMPA BAY Regular Season: 8-7 Home: 5-3 Away: 3-4
 Points-Allowed: 402-353 Home: 244-178 Away: 158-175 Colts Longest Series Streaks: Won 3, Lost 2

DATE	RECORDS		RESULTS	DATE	RECORDS		RESULTS	DATE	RECORDS		RESULTS
	COLTS	OP			COLTS	OP			COLTS	OP	
10/3/76	2-1	0-3	42-17 W	12/22/91	1-14	2-13	3-17 L	10/7/07	4-0	3-1	33-14 W
9/9/79	0-1	1-0	26-29 L*	10/4/92	1-2	3-1	24-14 W	10/3/11	0-3	2-1	17-24 L
12/15/85	3-11	2-12	31-23 W	9/11/94	1-0	0-1	10-24 L	11/29/15	5-5	5-5	25-12 W
12/27/87	8-6	4-10	24-6 W	11/2/97	0-8	5-3	28-31 L	12/8/19	6-6	5-7	35-38 L
10/16/88	1-5	2-4	35-31 W	10/6/03	4-0	2-1	38-35 W*	11/28/21	6-5	7-3	31-38 L

STADIUMS: Memorial 1-1 Hoosier/RCA 3-1 Lucas Oil 1-1 Tampa 2-2 Raymond James 1-2

COLTS vs. TENNESSEE Record: 35-21 Home: 19-11 Away: 16-10 Playoffs: 0-1
 Points-Allowed: 1438-1171 Home: 818-598 Away: 620-573 Colts Longest Series Streaks: Won 11, Lost 5

DATE	RECORDS		RESULTS	DATE	RECORDS		RESULTS	DATE	RECORDS		RESULTS
	COLTS	OP			COLTS	OP			COLTS	OP	
10/11/70	2-1	2-1	24-20 W	9/19/04	0-1	1-0	31-17 W	12/1/13	7-4	5-6	22-14 W
11/4/73	2-5	0-7	27-31 L	12/5/04	8-3	4-7	51-24 W	9/28/14	1-2	1-2	41-17 W
11/1/76	6-1	4-3	38-14 W	10/2/05	3-0	1-2	31-10 W	12/28/14	10-5	2-13	27-10 W
10/14/79	1-5	4-2	16-28 L	12/4/05	11-0	3-8	35-3 W	9/27/15	0-2	1-1	35-33 W
9/21/80	1-1	1-1	16-21 L	12/3/06	4-0	0-4	14-13 W	1/3/16	7-8	3-12	30-24 W
12/18/83	6-9	2-13	20-10 W	12/3/06	10-1	4-7	17-20 L	10/23/16	2-4	3-3	34-26 W
9/9/84	0-1	0-1	35-21 W	9/16/07	1-0	1-0	22-20 W	11/20/16	4-5	5-5	24-17 W
12/22/85	4-11	5-10	34-16 W	12/30/07	13-2	9-6	10-16 L	10/16/17	2-3	2-3	22-36 L
11/23/86	0-11	2-9	17-31 L	10/27/08	3-3	6-0	21-31 L	11/26/17	3-7	6-4	16-20 L
11/29/87	5-5	6-4	51-27 W	12/28/08	11-4	13-2	23-0 W	11/18/18	4-5	5-4	38-10 W
9/4/88	0-0	0-0	14-17 L*	10/11/09	4-0	0-4	31-9 W	12/30/18	9-6	9-6	33-17 W
9/23/90	0-2	0-2	10-24 L	12/6/09	11-0	5-6	27-17 W	9/15/19	0-1	1-0	19-17 W
9/13/92	1-0	0-1	10-20 L	12/9/10	6-6	5-7	30-28 W	12/1/19	6-5	6-5	17-31 L
9/4/94	0-0	0-0	45-21 W	1/2/11	9-6	6-9	23-20 W	11/12/20	5-3	6-2	34-17 W
1/16/00	13-3	14-3	16-19 L	10/30/11	0-7	3-3	10-27 L	11/29/20	7-3	7-3	26-45 L
11/3/02	4-3	3-4	15-23 L	12/18/11	0-13	7-6	27-13 W	9/26/21	0-2	1-1	16-25 L
12/8/02	8-4	7-5	17-27 L	10/28/12	3-3	3-4	19-13 W*	10/31/21	3-4	5-2	31-34 L*
9/14/03	1-0	1-0	33-7 W	12/9/12	8-4	4-8	27-23 W	10/2/22	1-1-1	1-2	17-24 L
12/7/03	9-3	9-3	29-27 W	11/14/13	6-3	4-5	30-27 W	10/23/22	3-2-1	3-2	10-19 L

Sweeps: Colts (11): 2003,04,05,09,10,12,13-16,18 Titans (4): 2002,17,21,22 **Splits (6):** 2006,07,08,11,19,20
STADIUMS: Memorial 2-2 Hoosier/RCA 7-5 Lucas Oil 10-5 Astrodome 2-3 Coliseum/LP/Nissan 14-7
OILERS: Houston 1960-96
TITANS: 1999-present

RECORDS



COLTS vs. WASHINGTON

Points-Allowed: 817-628

Regular Season: 21-11

Home: 496-334

Home: 14-4

Away: 321-294

Away: 7-7

Colts Longest Series Streaks: Won 9, Lost 3

DATE	RECORDS		RESULTS	DATE	RECORDS		RESULTS	DATE	RECORDS		RESULTS
	COLTS	OP			COLTS	OP			COLTS	OP	
10/25/53	2-2	2-1-1	27-17 W	12/13/64	11-2	6-7	45-17 W	11/7/93	3-4	1-6	24-30 L
10/31/54	1-4	0-5	21-24 L	10/17/65	3-1	0-4	38-7 W	10/23/94	3-4	1-6	27-41 L
10/23/55	3-1	2-2	13-14 L	11/6/66	5-2	5-3	37-10 W	10/27/96	5-2	6-1	16-31 L
12/23/56	4-7	6-5	19-17 W	10/29/67	4-0-2	2-2-2	17-13 W	12/19/99	11-2	8-5	24-21 W
11/10/57	3-3	2-4	21-17 W	11/2/69	3-3	4-1-1	41-17 W	10/27/02	4-2	2-4	21-26 L
10/26/58	4-0	2-2	35-10 W	11/18/73	2-7	6-3	14-22 L	10/22/06	5-0	2-4	36-22 W
11/8/59	4-2	2-4	24-27 L	11/7/77	6-1	4-3	10-3 W	10/17/10	3-2	3-2	27-24 W
9/25/60	0-0	0-0	20-0 W	11/6/78	3-6	7-2	21-17 W	11/30/14	7-4	3-8	49-27 W
11/26/61	5-5	0-9-1	27-6 W	12/13/81	1-13	6-8	14-38 L	9/16/18	0-1	1-0	21-9 W
12/8/62	5-7	5-5-2	34-21 W	10/7/84	2-13	3-2	7-35 L	10/30/22	3-3-1	3-4	16-17 L
12/1/63	5-6	3-8	36-20 W	12/22/90	6-8	9-5	35-28 W				

STADIUMS: Memorial 10-1 Hoosier/RCA 3-2 Lucas Oil 1-1 Griffith 1-2 D.C./RFK 4-4 FedEx 2-1

TOTAL:

Memorial Stadium

Hoosier/RCA Dome

Lucas Oil Stadium

HOME WON-LOSS-TIED

Opposing Sites

Neutral Fields

WON-LOSS-TIED

RECORDS

118-89-5

107-85-0

74-47-0

299-221-5

248-272-3

2-2-0

547-493-8

POINTS (COLTS-OPPONENTS)

4,927-4,223

4,236-3,913

2,892-2,534

12,055-10,670

10,813-11,869

69-77

22,868-22,539

*Neutral Fields (Four Super Bowls in Orange Bowl/Dolphin/Sun Life Stadium)

**KENNY
MOORE II**

CORNERBACK

COLTS IN THE COMMUNITY





COLTS COMMUNITY PHILOSOPHY

The Indianapolis Colts' are committed to inspiring and uniting people in our home city and state by building a healthy, inclusive and compassionate community through meaningful outreach, projects and partnerships.

Each year, the Colts – including players, coaches, cheerleaders, front office staff and others – partner with a whole host of stakeholders across Indianapolis and Indiana to address important community needs and improve the lives of our fellow Hoosiers.

KEY FOCUS AREAS

- **Health & Wellness**

As a sports team, health and wellness is vital to our success. Likewise, we support community efforts that encourage healthy lifestyles, provide resources that help people care for their bodies and minds, and remove the stigma surrounding mental health. We also support all types of youth athletics, including growing youth and flag football and removing barriers to accessibility and participation.

- **Youth & Family Empowerment**

Youth and families are the building blocks of every community. As such, we strive to help strengthen and empower young people and families so they can foster positive change in their lives and communities.

- **Neighborhood & Community Improvement**

Everyone lives in a neighborhood or a community they call their own. We aim to help neighborhoods and communities, and the people who live in them, to be as safe, healthy and engaged as they can be.

- **NFL Initiatives**

The Colts continue to support NFL initiatives, including Play Football, Hispanic Heritage, Crucial Catch, Salute to Service and Inspire Change through volunteerism and philanthropy of ownership, players and club personnel.





COMMUNITY IMPACT

Role models on the field and in the community, the Colts seize every opportunity to influence and inspire the next generation of athletes, scholars, philanthropists, and game changers.

Tuesdays are the players' only day off during the season. From school visits to playground builds, Community Tuesdays offer a standing appointment to give back. In 2022, 65 Colts players participated in more than 25 in-season events as they made a lasting impact on the Indianapolis community.

Uniform Blitz



Shop with a Colt



Colts Heroes Fashion Show



Flag of Valor



Horseshoe Helpings



Habitat for Humanity Panel Build



Playground Build



Make-A-Wish Visit





KICKING THE STIGMA

One in five U.S. adults – including one in four Hoosiers – suffer from some form of mental health disorder. These are our friends and neighbors who struggle every day with depression, anxiety, addiction and other illnesses that take away the quality of life for them and their loved ones.

To address this great need, the Irsay family and the Colts launched Kicking the Stigma, an initiative to raise awareness about mental health disorders and to remove the shame and stigma too often associated with these conditions and illnesses.

Kicking The Stigma's focus is two-fold: raising awareness about the prevalence of mental health disorders in our communities through our anti-stigma campaign and raising and distributing funding to nonprofits and other organizations that provide treatment, conduct research or raise awareness about mental health.

Through Kicking The Stigma Action grants, established in 2021, and personal donations by the Irsays, more than \$24 million has been committed to expanding treatment and research and raising awareness in Indiana and beyond.

The Indianapolis Colts and the Irsay Family stand together today and moving forward to “Kick the Stigma” around mental health and encourage anyone battling these illnesses to seek the help they need.





#BREAKINGBARRIERS

IT TAKES ALL OF US

Breaking Barriers is the Colts social justice initiative to support organizations and efforts that battle systemic racism and reduce barriers to opportunity with a focus on racial equity, economic and educational mobility, community/police relations, voter education and criminal justice reform. We have a responsibility on and off-the-field – to come together and use our platform to level the playing field for others. We believe, we must foster dialogue and take action to inspire positive change throughout our city, state and country. It takes all of us.

The club also took several significant steps to advance the cause, including hiring a director of diversity, equity & inclusion, creating the Irsay Family Impact Scholarship, conducting staff trainings and education sessions on various topics, formally recognizing “Juneteenth” as a company holiday, and much more.





COLTS YOUTH AND HIGH SCHOOL FOOTBALL

Each season, the Colts run several programs and initiatives that support and highlight Indiana youth and high school football. Centered around the four pillars of Colts Youth Football – health and safety, participation and inclusion, education and development, and outreach – these programs aim to give all football programs, both flag and tackle, the opportunity to maximize their experience.

As Indiana youth and high school football programs look toward the 2023 season, the Colts Youth Football Foundation aims to support these programs through several key initiatives. The Colts have committed more than \$25,000 to youth and high school football grants and will provide USA Football Youth Coaching Certifications for more than 2,500 youth coaches in 2023. The Colts are committed to growing the game of flag football throughout the state of Indiana and held their first Colts Unified Flag Classic and High School Girls Flag Football Jamboree in 2022.

High School Girls Flag Football



DeForest Buckner's Colts Skills Camp



Colts High School Man of the Year



Colts Coach of the Week



Colts Unified Flag Classic



Horseshoe Classic





BLUE: THE OFFICIAL MASCOT OF THE INDIANAPOLIS COLTS

Blue, the official mascot of the Indianapolis Colts, is now in his 18th season providing game day entertainment, skits and sideline antics for Colts fans. When he's not at Lucas Oil Stadium, Blue is busy posting entertaining content on his social channels across TikTok, Instagram, Twitter and Facebook. He is a three-time Mascot of the Year selection and a three-time Social Media of the Year award winner, which is voted by the league's mascots. On June 14, 2020, Blue was inducted into the Mascot Hall of Fame along with three other mascots. Inspired by the NFL's My Cause My Cleats campaign, he wears a new pair of custom shoes each month, designed to tell the stories of Colts fans while


raising awareness for the causes important to them. You can request Blue for your next event and find information about school shows, his book and more by calling 317-808-5264 or by visiting: [Colts.com/blue](https://colts.com/blue).

 @BLUE

 @BLUECOLTSMASCOT

 @BLUE

 BLUE INDIANAPOLIS COLTS MASCOT



Colts In Motion, presented by Belle Tire, is the official mobile experience of the Indianapolis Colts, offering fans exclusive opportunities to interact with the team like never before. To request Colts In Motion for your next event, visit: [Colts.com/CIM](https://colts.com/cim).

Colts In Motion features:

- Which Colts player do you have the most in common with?
- Experience the thrill of hitting the game day anvil.
- Take your photo with the Peyton Manning replica statue.
- Witness the past and present Colts greats.
- Giveaways, photo opportunities and more!





2023 INDIANAPOLIS COLTS CHEERLEADERS

Colts Cheer will be celebrating its 40th season in Indianapolis in 2023. The squad, which debuted in Baltimore in 1954, is the longest running tenured cheer program in the NFL. The Colts Cheerleaders launched The Next Chapter initiative in 2018, and through a renewed focus on highlighting the athleticism, talent and character of our athlete-performers, The Next Chapter includes a professional development program, expanded community service experiences, a new uniform and an expanded Junior Cheer program. This approach is designed to elevate the Colts Cheerleaders



Australia, Cuba, Diego Garcia, El Salvador, Honduras, Greenland, Japan and Korea entertaining our service men and women.

The Colts Cheerleaders also commit themselves to being positive role models. The Junior and Preschool Colts Cheer programs currently consist of more than 600 children ages 3-14. The Junior Cheerleaders are instructed on basic fundamentals of dance and discuss confidence, responsibility, positive self-esteem and teamwork. They also have the opportunity to perform at various charitable events and on select game days at Lucas Oil Stadium. In addition to the Junior Cheer Program, the Colts Cheerleaders have had the amazing opportunity to work with Down Syndrome Indiana, serving the down syndrome and special needs community through dance.

The Colts Cheerleading program offers cheerleaders the opportunity to network with friends while continuing their passion for dance and performing. In addition, the program offers the chance to serve in numerous capacities across the state, travel outside of the country and grow in their personal lives. The Colts Cheerleaders aim to entertain, inspire and unite our fans, our community and the next generation of cheerleaders.



as one of the top cheer and dance squads in the NFL by redefining what it means to be a cheerleader and an athlete-performer.

In addition to performing for more than 63,000 fans in Lucas Oil Stadium at every home game, the cheerleaders serve the community in numerous ways. In 2022, squad members logged close to 1,000 hours at community and corporate appearances, and in 2018 they launched the NFL's first Community Impact Challenge led by a professional cheerleading team. The squad also has traveled to military bases around the world. Squad members have traveled to Alaska,





INDIANAPOLIS COLTS RADIO NETWORK



97.1 HANK FM

tions on the Belle Tire Radio Network, which blankets the state of Indiana and reaches into eastern Illinois, southern Michigan, northern Kentucky and western Ohio.

The nine-hour game day broadcast includes a pregame show that features a segment with Colts Head Coach Shane Steichen, player interviews and a preview of the upcoming contest. A postgame show follows the conclusion of the game with sound from Steichen and key players and a call-in show with fans.

For more information on the Colts Radio Network, visit: colts.com.



MATT TAYLOR
Voice of the Colts



RICK VENTURI
Color Analyst



LARRA OVERTON
Sideline Correspondent

Colts fans will have the chance to listen to games from play-by-play voice Matt Taylor, color analyst Rick Venturi and sideline correspondent Larra Overton in 2023. The Colts radio broadcast team will be featured on flagship stations WFNI (93.5 FM and 107.5 FM), WLHK (97.1 HANK FM) and 46 stations on the Belle Tire Radio Network, which blankets the state of Indiana and reaches into eastern Illinois, southern Michigan, northern Kentucky and western Ohio.

INDIANAPOLIS COLTS RADIO AFFILIATES

Station	Frequency	City
WAWK	94.3 FM	AUBURN
WBIW	1340 AM	BEDFORD
WZBD	92.7 FM	BERNE
WGCL	1370 AM/ 98.7 FM	BLOOMINGTON
WRZQ	107.3 FM	COLUMBUS
WIMC	103.9 FM	CRAWFORDSVILLE
WDAN	1490 AM	DANVILLE, IL
WZUS	100.9 FM	DECATUR, IL
WIBN	98.1 FM	EARL PARK
WCRA	1090 AM, 100.5/99.5 FM	EFFINGHAM, IL
WABX	107.5 FM	EVANSVILLE
WKJG	1380 AM	FT. WAYNE
WKJG	101.9 FM	FT. WAYNE
WTRE	1330 AM	GREENSBURG
WREB	94.3 FM	GREENCASTLE
WIMXQ	93.5 FM	HARTFORD CITY
WFNI	107.5 FM	INDIANAPOLIS
WFNI	93.5 FM	INDIANAPOLIS
WLHK	97.1 FM	INDIANAPOLIS
WXVW	1450 AM	JEFFERSONVILLE
WAWK	1140 AM/ 95.5 FM	KENDALLVILLE
WASK	1450 AM/ 101.7 FM	LAFAYETTE
WRZR	94.5 FM	LOOGOOTEE
WHBE	680 AM	LOUISVILLE
WORX	105.7 FM	LOUISVILLE
WMRI	96.7 FM	MADISON
WFM	860 AM	MARION
WXFN	95.9 FM	MICHIGAN CITY
WYK	92.5 FM/ 1340 AM	MUNCIE
WMYK	98.5 FM	PERU/KOKOMO
WPGW	1440 AM	PORTLAND
WQLK	96.1 FM	RICHMOND
WROI	92.1 FM	ROCHESTER
WSLM	97.9 FM	SALEM
WAXL	103.3 FM	SANTA CLAUSE
WSBT	96.1 FM	SOUTH BEND
WCJZ	105.7 FM	TELL CITY, OWENSBORO, KY
WZDM	92.1 FM	VINCENNES
WJOT	105.9 FM/ 1510 AM	WABASH
WRSW	1480 AM/ 99.7 FM	WARSAW
WWBL	106.5 FM	WASHINGTON