



# MEDIA GUIDE

2023



# Welcome to Care the **Pros** Trust.

Experience a new kind of orthopedic complex.

Now open adjacent to the Baptist Health Training Complex.

To make an appointment, call **786-268-6200**

**BaptistHealth.net/OrthopedicComplex.**



**Baptist  
Health**





# 2023 SCHEDULE

01  
WK



9.10 | 4:25PM

SUN  
02  
WK



9.17 | 8:20PM

03  
WK



9.24 | 1PM

04  
WK



10.1 | 1PM

05  
WK



10.8 | 1PM

06  
WK



10.15 | 1PM

SUN  
07  
WK



10.22 | 8:20PM

08  
WK



10.29 | 1PM

INTL  
09  
WK



11.5 | 9:30AM

10  
WK

BYE

11  
WK



11.19 | 1PM

12  
WK



11.24 | 3PM

13  
WK



12.3 | 1PM

MINF  
14  
WK



12.11 | 8:15PM

15  
WK



12.17 | 1PM

16  
WK



12.24 | 4:25PM

17  
WK



12.31 | 1PM

18  
WK



TBD

HOME

AWAY



IN LOVING MEMORY  
**JASON JENKINS**  
1974 – 2022

TRAILBLAZER, CHAMPION, MENTOR, FRIEND



## DEDICATION

The 2023 Miami Dolphins Media Guide is dedicated to the memories of former director of player personnel Bobby Beathard, tight end Gavin Escobar, athletic trainer Larry Gardner, wide receiver Jim Hines, Senior Vice President of Communications and Community Affairs Jason Jenkins, defensive back Demetrious Johnson, tight end/offensive lineman Ronnie Lee and former director of player personnel Charley Winner, each of whom passed away during the past year.



**Beathard (January 24, 1937 – January 30, 2023)** was the Miami Dolphins' director of player personnel from 1972-77 and was a part of the team's back-to-back Super Bowl championships in 1972-73, including the NFL's only perfect season in 1972. He was credited with helping build both the Dolphins' famous No Name and Killer B defenses. In 38 NFL seasons, his teams competed in seven Super Bowls, winning four times – Miami in 1972 and 1973, and Washington in 1982 and 1987. He was inducted into the Pro Football Hall of Fame in 2018.



**Escobar (February 3, 1991 – September 28, 2022)** was on the Miami Dolphins active roster for one game in 2018 and spent the offseason program and training camp with the team that season. The tight end played in 64 NFL games with seven starts, primarily with Dallas (2013-16). He had 30 career receptions for 333 yards and eight touchdowns. Escobar also appeared in regular-season games with Baltimore in 2017. He played collegiately at San Diego State and was a second-round pick (47th overall) by Dallas in 2013.



**Gardner (July 28, 1939 – January 25, 2023)** was the athletic trainer for the Miami Dolphins in 1973 when the team won Super Bowl VIII over Minnesota at Rice Stadium in Houston. Gardner served as the Dallas Cowboys' athletic trainer from 1965-72 as they won Super Bowl VI following the 1971 season. His career spanned more than 40 years in sports medicine, including stints at UT Dallas, Cal-Berkeley and Stanford.



**Hines (September 10, 1946 – June 3, 2023)** was a sixth-round pick (146th overall) by the Miami Dolphins in the 1969 NFL Draft. The wide receiver played one season for the Dolphins, catching two passes for 23 yards, rushing once for seven yards and returning one kickoff for 22 yards. Hines was traded to Kansas City in 1970. Hines became the first man in the world to run 100 meters in less than 10 seconds, setting a world record while winning gold at the 1968 Summer Olympics in Mexico City.



**Jenkins (October 30, 1974 – August 27, 2022)** was the senior vice president of communications and community relations for the Miami Dolphins from 2015 until his passing. He joined the organization in 2009 following nearly seven years with the San Francisco 49ers. Jenkins' impact on the Miami Dolphins and the South Florida community was vast. He dedicated his life to serving others and bringing people from all backgrounds together, and created community programming that became a model in the NFL. Jenkins was a unifier of people who lived every day with joy, tenacity and selfless love that made him truly one of a kind.



**Johnson (July 21, 1961 – December 24, 2022)** played three games for the Miami Dolphins as a defensive back in 1987. He was a fifth-round pick (115th overall) by Detroit in the 1983 NFL Draft and played 62 games with 37 starts in four seasons (1983-86) with the Lions. A former standout at Missouri, Johnson was known as a philanthropist and radio host in his hometown of St. Louis.



**Lee (December 24, 1956 – March 26, 2023)** was a third-round pick (65th overall) by the Miami Dolphins in the 1979 NFL Draft. He began his career as a tight end and later transitioned to offensive line. Lee played two stints with the team from 1979-82 and again from 1984-89, appearing in 138 games with 97 starts. Lee was named the team's Offensive Lineman of the Year in 1988. He also played for Atlanta (1984) and Seattle (1990-92) during his 14-year NFL career.



**Winner (July 2, 1924 – July 18, 2023)** was a member of the Miami Dolphins front office from 1981-91. He served as director of pro personnel from 1981-89 and director of player personnel from 1990-91. Winner had a distinguished coaching career and was the head coach of the St. Louis Cardinals from 1966-70 and the N.Y. Jets from 1974-75. He was an assistant coach for the Baltimore Colts from 1954-65 and helping the Colts win NFL championships in 1958 and 1959. He coached Don Shula in Baltimore and then served on his staff when Shula became the head coach of the Colts in 1963.



THE MIAMI DOLPHINS CONGRATULATE

CLASS OF 2023

**ZACH THOMAS**

LINEBACKER

# INDEX

## A

All-Time Dolphins Won-Lost Records	314
Acquired, How They Were	272
Attendance	491-493

## B

Baptist Health Training Complex	92-93
Biographies	
Assistant Coaches	
Defense	45-57
Offense	29-44
Special Teams	57-60
Strength & Conditioning	60-61
Executives	17-26
Football Operations	62-73
Garfinkel, Tom	14
Grier, Chris	15-17
McDaniel, Mike	27-28
Players	
Draft Choices	252-255
Rookie Free Agents	255-268
Veterans	97-252
Ross, Stephen	12-13
Broadcasters, All-Time	680-681

## C

Cheerleaders	76
Coldest/Warmest Games	523
Comebacks, Largest	485
Community, In the	78-79
Credits	6
Crowds, Dolphins' 10 Largest	490-491

## D

Dedication	3
Directory, Staff	7-11
Dolphins Are Among The Best	94
Dolphins Facts, Index of	70
Dolphins = Winners	95-96
Dolphins on the Air	679-682
Draft, All-Time (1966-2023)	656-666
Draft, All-Time By Position	666
Draft, First Round By Position	666

## F

Free Agency, Plan B	673-674
Free Agents, Unrestricted	674-678

## G

Game-By-Game Starters and Inactives, 2022	281
Game-By-Game Statistics, 2022	282-284
Game-By-Game Summaries, 2022	287-303

## H

Hall of Fame, Dolphins In	595-617
Hard Rock Stadium	80-90
Historical Highlights	493-522
Honors	580-588

## L

Last Time, Regular Season	470-473
Leaders, All-Time	429-447
League Leaders, Dolphins	593-594

## M

Margins, Largest of Victory and Defeat	485
Mascot, T.D.	77
Medical Consultants	72

**N**

Numbers, Dolphins By The	651-655
--------------------------	---------

**O**

Outstanding Performances, Dolphins	449-456
Outstanding Performances, Opponents	461-469
Overtime, Dolphins In	483-484

**P**

Parking Map, Hard Rock Stadium	91
Performance Awards	588-590
Player Participation, 2022	285-286
Players of the Week & Month, AFC/NFL	590-592
Playoff, Game-By-Game Summaries	524-565
Playoff Last Time	578-580
Playoff Leaders, All-Time	573-577
Playoff Records, Dolphins Individual	566-568
Playoff Records, Dolphins Team	569-571
Playoff Records, Opponents	572-573
Preseason, 2022 Game Summaries	318-320
Preseason, 2022 Statistics	315-317
Preseason, All-Time Results	321-327
Preseason, Miami In	314
Prime Time Dolphins	488-490
Pro Bowl Selections	582-583
Pronunciation Guide	271

**R**

Record, Home and Away	486
Record, Month By Month	487
Records, Dolphins Individual	407-420
Records, Dolphins Team	421-429
Records, Opponents Individual	457-460
Records, Starting Quarterbacks	594
Results, All-Time	306-313
Retired Jerseys	618
Rosters, 2023	269-272
Roster, All-Time Players and Coaches	619-

**S**

Schedule, 2023 Dolphins	1
Season Leaders, Top 20	447-448
Seating Map, Hard Rock Stadium	91
Service, Length Of	644
Statistical Bests, 2022	276-280
Statistics, 2022 Dolphins	273-276

**T**

Top Tens, Opponents	460-461
Trades, All-Time	666-673
Transactions, 2022-23	304-305

**W**

What To Look For In 2023	74-75
Where They've Come From	644-651

**Y**

Year-By-Year Final Statistics (1966-2022)	350-406
Year-By-Year Leaders	473-480
Year-By-Year Offense and Defense	481-482
Year-By-Year Scores	327-349

**CREDITS**

The 2023 Miami Dolphins Media Guide was published by Brett Brecheisen and written and edited by Anne Noland, Renzo Sheppard, Vira Halim, Brooke Balzano, Paola Argueta, Stephanie Fonseca, Carter Owen and Nick Yuska. Special thanks to the Pro Football Hall of Fame and the Elias Sports Bureau for their help and assistance. Editors Emeritus include Jeff Blumb, "Fudge" Browne, Charlie Callahan, Beano Cook, Michael Farnham, Harvey Greene, Tom Grimes, Neal Gulkis, Mike Hanson, Dick Horning, Jason Jenkins, Bob Kearney, Seth Levit, Arthur Mickelson, Chip Namias, Hank Nathan, Fitz Ollison, Michael Pehanich, Mike Rathet, Scott Stone, Matt Taylor, Sydney Wade, Eddie White and Rodney Wood. Photography by Peter McMahon, Brennan Asplen, Robby Illanes and Associated Press.



# STAFF DIRECTORY

**MIAMI DOLPHINS CORPORATE HEADQUARTERS**  
**HARD ROCK STADIUM**  
 347 Don Shula Drive  
 Miami Gardens, FL 33056  
 (305) 943-8000 • (888) FINS-TIX – Tickets

**BAPTIST HEALTH TRAINING COMPLEX**  
 20000 NW 27th Ave.  
 Miami Gardens, FL 33056  
 (954) 452-7000

Chairman of the Board/Managing General Partner	Stephen M. Ross
Vice Chairman/Partner	Bruce Beal
Vice Chairman	Tom Garfinkel
Partners	Fergie, Marc Anthony, Serena Williams, Venus Williams

## EXECUTIVES

Vice Chairman, President & Chief Executive Officer	Tom Garfinkel
General Manager	Chris Grier
Senior Vice President, Football & Business Administration	Brandon Shore
Senior Vice President, Stadium Operations	Todd Boyan
Senior Vice President, Chief Financial Officer	Chris Clements
Senior Vice President, Special Projects, Alumni Relations & Advisor to CEO	Nat Moore
Senior Vice President, General Counsel	Myles Pistorius
Senior Vice President, Chief Revenue Officer	Jeremy Walls
Senior Vice President, Strategy & Corporate Development	Yi Zhuang
Vice President, Corporate Partnerships	Katharine Bohlmann
Vice President, Security	Charles Burns
Vice President, Hospitality & Curated Experiences	Melanie Cabassol
Vice President, Ticket Sales & Service	Ryan Davenport
Vice President, Corporate Events	Dorie Grogan
Vice President, Chief Technology Officer	Sameer Istafa
Vice President, Finance & Retail	Darline Llamas Llopis
Vice President, Human Resources	Kim Miller
Vice President, Entertainment & Fan Experience	Katherine Milliken
Vice President, Stadium & Campus Operations	Jose Mola
Vice President, Marketing Analytics	Ben Roller
Vice President, Brand Marketing	Michael Shaw

## COACHING STAFF

Head Coach	Mike McDaniel
<b>OFFENSE</b>	
Offensive Coordinator	Frank Smith
Offensive Line	Butch Barry
Quarterbacks/Passing Game Coordinator	Darrell Bevell
Assistant Head Coach/Tight Ends	Jon Embree
Quality Control	Josh Grizzard
Assistant Quarterbacks	Chandler Henley
Assistant Offensive Line	Lemuel Jeanpierre
Associate Head Coach/Running Backs	Eric Studesville
Wide Receivers	Wes Welker
Offensive Assistants	Ricardo Allen, Mike Judge, Max McCaffrey, Kolby Smith
<b>DEFENSE</b>	
Defensive Coordinator	Vic Fangio
Assistant Defensive Backs	Mathieu Araujo
Assistant Defensive Line	Kenny Baker
Linebackers	Anthony Campanile
Defensive Line	Austin Clark
Senior Assistant	Wade Harman
Passing Game Coordinator/Secondary	Renaldo Hill
Safeties	Joe Kasper
Cornerbacks/Pass Game Specialist	Sam Madison
Outside Linebackers	Ryan Slowik
Defensive Assistant	Steve Donatell
<b>SPECIAL TEAMS</b>	
Special Teams Coordinator	Danny Crossman
Assistant Special Teams	Brendan Farrell
<b>STRENGTH &amp; CONDITIONING</b>	
Head Strength & Conditioning	Dave Puloka
Assistant Strength & Conditioning	Adam Lachance

## FOOTBALL OPERATIONS

### ADMINISTRATION

Senior Vice President, Football & Business Administration	Bron Shore
Senior Director, Team Operations	Scott Bullis
Director, Football Administration & Strategy	Max Napolitano
Director, Team Security	Drew Brooks
Director, Player Engagement	Alex Martin
Director, Football Analytics	Max Mulitz
Special Projects – Coaching	Todd Nielson
Director, Sports Nutrition	John Parenti
Assistant to the Head Coach	Tom Pasquali
Senior Manager, Football & Business Administration	Olivia Passy
Manager, Team Operations	Nate Hammett
Assistant Team Dietician	Adriana Gonzalez
Coordinator, Sports Science/Strength & Conditioning Assistant	Josh Woods
Football Analyst	Ella Summer
Coordinator, Team Operations & Family Services	Sara Lobelsky
Executive Assistants, Football Operations	Annie Berger, Irma Gonzalez

### ATHLETIC TRAINING

Head Athletic Trainer	Kyle Johnston
Associate Head Athletic Trainer	Troy Maurer
Associate Athletic Trainer	Naohisa Inoue
Director of Rehabilitation/Assistant Athletic Trainer	Jon Boone
Assistant Athletic Trainer	Jasmin Grimes

### EQUIPMENT

Equipment Manager	Joe Cimino
Assistant Equipment Manager	Charlie Thiele
Equipment Assistants	Steve Guida, Jon Swede, Richard Waltermann

### PLAYER PERSONNEL

Assistant General Manager	Marvin Allen
Co-Directors, Player Personnel	Adam Engroff, Anthony Hunt
Director, College Scouting	Matt Winston
Senior National Scout	Ron Brockington
Senior Personnel Executive	Reggie McKenzie
College Scouts	Matt Leitch, Chase Leshin, Ricky Seale, Nathan Trott, Grant Wallace
Senior Scout	James Abrams
Player Personnel Coordinator	Minh Luu
Pro Scouts	J.P. Correia, Andy Howell

### TRAINING FACILITY OPERATIONS

Director, Grounds	Edwin Lamour
Facility Security	John Nessl
Engineering Assistant	Ferdinand Titre
Facility Grounds Assistant	Nate Jackson
Housekeeping	Hubert Fertil
Receptionist	Valerie Tucci

### VIDEO

Director, Video	Mike Nobler
Assistant Director, Video	Dane Chester
Video Assistants	Ninno DePatrick, Ben Harris

## BUSINESS OPERATIONS

### COMMUNICATIONS

Senior Director, Football Communications	Anne Noland
Senior Manager, Football Communications	Brett Brecheisen
Manager, Football Communications	Renzo Sheppard
Coordinator, Football Communications	Vira Halim
Coordinator, Corporate Communications	Stephanie Fonseca
Coordinator, Communications	Brooke Balzano
Podcaster	Travis Wingfield

### COMMUNITY AFFAIRS & YOUTH PROGRAMS

Senior Director, Community Relations & Youth Programs	RaShauna Hobbs-Hamilton
Director, Community Relations	Ann Hake
Manager, Community Relations	Ashley Gillis
Manager, Youth Programs	Aaron Harris
Manager, Community Affairs	Callie Newbanks
Manager, Community Affairs & Alumni Relations	Erika Simmons
Coordinator, Youth Programs	Kiley Johnson
Coordinator, Community Relations	Adrian Jordan

---

**CONTENT & CREATIVE**

Creative Director	Victor Ortega
Senior Manager, Photography	Peter McMahon
Senior Manager, Creative Video	Jim Wolak
Manager, Production & Operations	Kyle Arnette
Manager, Photography	Brennan Asplen
Associate Art Directors	Dominique Nwoko, Shaun Woodman
Lead Producer	Michael Milius
Associate Video Producer	Peggy Cosgrove
Video Producer	Ariel Cosio
Senior Videographer/Editor	Jonathan Santos
Videographers/Editors	Seena Greiwe, Phillip Laborde, Joseph Petrilli, Cameron West, Taylor Wilson
Senior Graphic Designer	Ashley Bigos

---

**CORPORATE PARTNERSHIPS**

Senior Director, Corporate Partnerships & Media	Marques Jackson
Directors, Corporate Partnerships	Karl Inoferio, Joe Sullivan
Director, Partnership Activation	Kimberly Saavedra
Senior Manager, Corporate Partnerships	Austin Hunt
Senior Managers, Partnership Activation	Jewel Wagner, Jacob Wakai
Account Manager, Partnership Activation	Gabby Munoz
Managers, Business Solutions	Naomi Cutter, Brady Engel
Coordinators, Partnership Activation	Savannah Amparo, Ava Albergo, Ryan Siebert
Coordinator, Business Solutions	Gianni Salzillo
Associate, Corporate Partnerships	Alberto Bagué

---

**EVENTS & ENTERTAINMENT**

Senior Director, Events	Gladys Sweeney
Executive Producer	John Gandy
Director, Entertainment	Jessica DeVito
Director, Events	Sydney McClain
Senior Manager, Events	Jordyn Brobst
Managers, Events	Asha Bartholomew, Taylor Rose
Associate Producer	Miguel Vasquez
Coordinators, Events	Polina Brodskiy, Stephanie Brookshire, Milli Jones, Ramiro Pillado Matheu
Coordinators, Entertainment	Emily Kaplan, Caitlin Ramage

---

**FINANCE & ADMINISTRATION**

Special Advisor to the Vice Chairman, President & CEO	Dan Marino
VIP & Executive Services	Bill Galante
Senior Director, Assistant General Counsel	Marc Weinroth
Executive Assistant, Vice Chairman, President & CEO &	Anita Barton
Director, Executive Administration	
Senior Director, Accounting	Brian Patullo
Director, Audit, Tax & Compliance	Dionne Harris
Director, Retail	Gabriel Jimenez
Senior Archivist	Kristin Hingston
Director, FP&A	Fernando Iglesia
Associate Counsel	Sarah Visnovsky
Senior Manager, Payroll	Stephanie Burgos
Senior Manager, Stadium Accounting	Cameron Dolan
Senior Manager, Retail Operations	Lauren Gurley
Managers, Accounts Payable	Karen Khaleel, Michel Lopez
Manager, Business Analytics	Taylor Lake
Manager, Accounting	Brian Rodriguez
Business Analysts	Ella Ansell, Aastha Arora, Jasey Kim, Taylor Sokolowski
Accounts Payable Specialist	Carmen Espinosa
Procurement Specialist	Bryan Melendez
Coordinators, Payroll	Aduke Wilson, Sabrina Howell
Coordinator, Retail	AJ Smith
Coordinators, Retail Operations	Rafael De Leon, David Price
Staff Accountants	James FitzPatrick, Joseph Lorie, Mia Raffaele
Executive Assistants	Koya Gibson, Kathleen Kapel
Mail Attendant	Bill Tone
Senior Associate, Leadership Development Program	Oliver Booth
Associates, Leadership Development Program	Taylor Bakke, Morgan Martin, Jonathan Saddler, Philip Thomas

---

**FOUNDATION**

Executive Director, Dolphins Challenge Cancer	Javier Sanchez
Director, Development	Abbey Sutton
Coordinators, Development	Celine Diaz, Ebone Jackson

---

**HUMAN RESOURCES**

Senior Director, Human Resources	Jeremy Campos
Director, Human Resources	Samantha Santana
Senior Manager, Talent Acquisition	Emily Latham

Coordinator, Human Resources	Alexis Keelan
------------------------------	---------------

## INFORMATION TECHNOLOGY

Senior Director, Football Systems	Alexander R. Corris
Senior Director, Broadcast Engineering & Operations	Tomas Ruiz
Senior Director, Enterprise Applications	Max Stiss
Director, IT Infrastructure	Anthony Iglesias
Director, Broadcast Operations	Heather Pearson
Director, Wireless Communications	Joe Webel
Senior Business Intelligence Architect	Ray Pimienta
Senior Manager, Telecommunications	Juan Basto
Senior Manager, Software Development & Business Applications	Monica Fiallo
Senior Network & Systems Administrator	Jordan Vargas
IT Special Projects	Joe Curbelo
Database Architect	Carl Harris
Project Delivery Lead	Michael Vineis
Power BI Developer	Alexander Bernard
Football Systems Specialists	Patrick Oliver, Josh Pritzker
Jr. Systems Administrator	Daniel Castiel
Help Desk Technician	Sauni Rembert
Senior Event Systems Manager	Michael Perodeau
Broadcast Engineers	Brian Dougherty, Doug Erwin
Production Technician	Gabe Gacharna
Football Systems Analyst	Bernardo Pla
Junior CRM Administrator	Matthew Yslas
Software Engineer	Ryan Marcoux
Coordinators, Event Systems	Aaron Mitchell, Aaron Taylor

## MARKETING

Director, Marketing	Jillian Falduto
Director, Digital Marketing	Tarik Safouan
Director, Brand Assets & Technology	Hiro Ueno
Senior Manager, Content Marketing	Emerald Clifford
Manager, Signage	Tracy Benck
Manager, Paid Media & CRO	Caitlyn Martin
Manager, Project Management	Ryan Mills
Client/Brand Managers	Noell Powell, Kristen Simmons
Senior UX/UI Designer	Yuliya Shumilina
Analytics & Data Specialist	Natesa Vaidya
SEO & SEM Specialist	Barbara Oguntola
Web App Developer	Bobby Henderson
Specialist, Email & SMS Marketing	Nicole Bullis
Coordinator, Digital Assets	William Hinson
Coordinator, Project Management	Keri Kernisan, Maggie Rivers
Coordinator, Marketing	Hannah Kohler Proudman
Digital Content Producer	Hunter Leach
Coordinator, Email & SMS Marketing	Chelsea Vondran
Coordinator, Marketing	Yasmine Yafai

## SOCIAL MEDIA

Director, Social Media	Stuart DREW
Senior Manager, Social Media	Nicole Cabral
Manager, Social Media	Payton Chang
Coordinators, Social Media	Olivia Creech, Mallory Schnell

## TICKET SALES & MEMBERSHIP SERVICES

Senior Director, Sales & Service Operations	Kat Malara
Senior Director, Ticket Operations	Wes Serrato
Senior Director, Luxury & Suite Sales & Service	Randy Wills
Director, Group Sales	Dave Mack
Director, CRM	Tanner Franklin
Director, Membership Service	Nathan Medrano
Director, Ticket Operations	Daniel Brown
Director, Ticket Sales	Nolan O'Connor
Director, Analytics	Jordan Wetherbee
Senior Manager, Luxury & Suite Service Team Lead	Jarrett Grushka
Senior Manager, Business Development	Alena Jasinski
Senior Manager, Sales Development	Brandon Federico
Senior Manager, Membership Service	Alexandra Hart
Senior Manager, Ticket Operations	Bridget Carrigan
Manager, Group Sales	Mackenzie Bryan
Account Manager, Luxury & Suite Service	Justin Lucker
Account Manager, Luxury Service	Tom Lyons
Account Managers, Luxury & Suite Sales	Ricky Barton, Briannalee Bautista, Evan Dickes, Jonny Morales, Jim Pollino
Account Managers, Club Membership Service	Priscilla Castellon, Rob Collin, Sheldon Durant, Riley Larson, Tyler Mooney



Account Managers, Membership Service	JC Cardoso, Jessica Cooney, Megan Lucas, James Macklin, Megan Mars, Chris McCloud, Reggie Mobley, David Perera, Steven Phipps, Brian Rose, Jordan Myhan, Jordan Schmalz
Senior Account Executive, Group Sales	Robert Horvitz
Account Executives, Business Development	Cody Dietz, Klarissa Garcia, Ian Maclean, Mario Neyra, Ian Nalepinski, Samuel Padmos, AJ Poda
Account Executives, Group Sales	Eric Childs, William Lamson, Tim Sozio
Sales Business Analyst	Brady DuPea
Ticket Sales Analyst	Hannah Scott
Data Analyst	Michael Satter
Data Engineer	Daniel Laperriere
Coordinator, CRM	Jack Dankworth
Coordinators, Ticket Operations	Tia Edwards, Shane Lovejoy, Emily Whorton
Coordinators, Ticket Sales & Service	Brinna Farbisz, Nicole McCloud

## HARD ROCK STADIUM

### ENGINEERING

Chief Engineer	Todd Ellzey
Director, Engineering	Michael Nugent
Manager, Engineering	Greg Gastiaburo
HVAC Technicians	William Anderson, Jose Cubero
Lead Carpenter	Robert Winship
Mechanic	Jason Moody
Electricians	Jaime Adaros, Cesar Quiroga
Plumbing Technician	Henry Dorcely
Maintenance Workers	Simon Blucher, Daniel Morfa, Eugene Raymonvil

### GROUNDS

Head Groundskeeper	Tom Wilson
Assistant Head Groundskeeper	Tim Collins
Manager, Landscaping	Drew Gilmore
Groundskeepers	Sergio Canales, Jimmy Nguyen

### GUEST EXPERIENCE

Senior Director, Guest Experience	Kyle Mockler
Director, Operations Planning & Integration	Deandra Saunders
Manager, Event Staffing	Samala Cosey
Manager, Guest Experience	Alain Laroche
Manager, Team Member Experience	EG Landry
Coordinator, Guest Experience	Johany Peralta
Coordinator, Operations Planning	Sabrina Guercio

### HOUSEKEEPING

Senior Director, Housekeeping & Operations	Marcelo Essabba
Director, Housekeeping	Angela Benarick
Senior Managers, Housekeeping	James Altidor, Danny Mendez
Housekeeping Day Supervisor	Derrick Brookins
Housekeeping Supervisors	Herby Altidor, Presendieu Altidor, Terry Avant, Patrick Chataigne, Jeffrey Davis, Allen Garland, Norma Martinez
Housekeeping Event Manager	Jean Marie Berthomieux
Managers, Housekeeping	Guyvens Joseph, Veronica Peddie
Administrative Assistant	Diane Hidalgo

### STADIUM OPERATIONS

Senior Director, Stadium Operations	Frank Losito
Senior Director, Food & Beverage	Jerry Reed
Senior Director, Parking	Merrell Higer
Director, Corporate Events & Activation	Cicely Nash
Director, Health, Safety & Environmental Risk Management	Cynthia Miller
Director, Stadium Operations	Alex Besteiro
Director, Stadium Security	Malcolm Hubbard
Director, Event Security	Andy Peloquin
Senior Manager, Security	Joss Cange
Manager, Event Operations	Madison Genrod
Managers, Parking Operations	Alyssa Benitez, Chad Brooks, Moises Jimenez
Managers, Stadium Operations	Zoe Pakes, EJ Rodger
Manager, Stadium Security	Marcos Perez
Supervisor, Set-Up Crew	Tommy Bell, Devon Fletcher
Coordinator, Event Operations	Madison Larson
Set-Up Crew	Edward Dino, Osbaldo Polanco, Juan Sandoval



## STEPHEN ROSS

CHAIRMAN OF THE BOARD / MANAGING GENERAL PARTNER

COLLEGE: MICHIGAN

NFL: 16TH SEASON

DOLPHINS: 16TH SEASON

Stephen M. Ross, Chairman and Founder of Related Companies, the most prominent privately-owned real estate firm in the United States, first invested in the Miami Dolphins in February 2008, and in 2009, assumed the responsibilities of managing general partner of both the Miami Dolphins and Hard Rock Stadium. The role is the culmination of one of his long-held dreams -- Ross grew up in South Florida and the Dolphins have been a lifetime passion for him.

Throughout the Dolphins organization, Ross' ethos of building a first-class team on and off the field is etched deep. His \$730 million investment in Hard Rock Stadium and its surrounding properties has transformed the iconic venue into a global entertainment destination that showcases the best Miami has to offer. From world-class dining to arts, culture and luxury hospitality, Hard Rock Stadium now delivers an elevated guest experience that is unparalleled in professional sports. As a result of the privately-funded renovation, Hard Rock Stadium attracted and secured Super Bowl LIV – which coincided with the 100th season of the NFL – the 2021 and 2026 College Football Playoff National Championships, Formula 1<sup>®</sup> Crypto.com Miami Grand Prix, 2026 FIFA World Cup, major concerts, international soccer matches and a host of world-class events.

With football, Ross has demonstrated a steadfast commitment to provide coaches, support staff and players the necessary resources to build a winning team that will compete consistently for championships. He invested \$135 million into the state-of-the-art Baptist Health Training Complex, which opened in July 2021. Completed by Moss Construction with interior design by Rockwell Group and architecture by ROSSETTI, the 217,200 square-foot best-in-class venue was meticulously planned to create a contemporary, welcoming training environment for coaches, players, and staff. It includes a 92,200 square foot indoor field, two full natural grass outdoor fields, a two-story weight room with a cardio deck, a state-of-the-art hydrotherapy area, cryotherapy and isolation tanks and much more.

In the inaugural NFLPA Player Team Report Cards survey issued in 2023, which scored the player experience in a variety of categories, the Dolphins ranked second of 32 teams overall. As a result of Ross' investment, the Dolphins scored an A-or-higher rating in seven of the eight areas, including A+ scores in weight room, strength coaches, training room, training staff and locker room. Ross has also invested in the players' personal and professional development off the field, creating and funding the Dolphins Business Combine, an annual three-day event which allows players to meet with business leaders across a variety of industries and receive training on topics like personal finance, real estate and investments.

In 2016, Ross named Chris Grier as general manager and in 2019 gave him full control of football operations. The team has quickly improved under Grier's leadership, including three consecutive winning seasons, marking a first for the franchise since 2001-2003. In 2022, Ross made an innovative hire at head coach, selecting Mike McDaniel, who at the time had not received a head coach interview request from another team. Ross identified McDaniel's ingenuity, authentic leadership and outside-the-box thinking as notable traits for a head coach, and in his first year with the franchise, McDaniel helped the Dolphins make the playoffs for the first time since 2016.

Ross, as a sports entrepreneur, is known for his attention to detail and thinking outside the box. He is responsible for orchestrating El Clásico Miami – the first-ever match between archrivals FC Barcelona and Real Madrid C.F. in North America – which stands as the highest revenue grossing soccer match in U.S. history. When the Miami Open tennis tournament began to explore leaving its long-time home in Key Biscayne, Florida, Ross stepped in to propose hosting the tournament at Hard Rock Stadium, building a custom tennis complex that is now considered one of the best in professional tennis in terms of guest experience and player amenities.

In April 2021, Ross became the Chairman and Owner of the Formula 1<sup>®</sup> Crypto.com Miami Grand Prix. The circuit is 5.41km, has 19 corners, three straights and three DRS zones with an estimated top speed of 320km/h. Hard Rock Stadium sits at the heart of the circuit. Ross and Managing Partner of the Formula 1<sup>®</sup> Crypto.com Miami Grand Prix, Vice Chairman and CEO Tom Garfinkel worked with specialist designers to create a racetrack that provides great racing and unique fan experiences that are reflective of the diverse and dynamic nature of Miami. The inaugural race was named the Best New Event of 2022 by the Sports Business Journal, and in its first two years, the event has delivered an estimated economic impact of nearly \$800

million to the South Florida community.

Ross is deeply committed to supporting and uniting the community that supports the Dolphins. Under his stewardship, the Dolphins have raised more than \$64 million for local cancer research through the Dolphins Challenge Cancer. In June 2020, Ross and the Miami Dolphins Foundation announced a year-long Food Relief Program with a \$3 million investment and an additional \$1 million from the Lennar Foundation. The initiative provided 1,000 meals each day from Centerplate and local minority-owned restaurants to churches, community groups and those in need during the pandemic.

In August 2019, Ross was inducted into the National Football Foundation Leadership Hall of Fame. The prestigious award recognizes the country's most influential individuals who have ascended to the highest levels of success and exhibited the critical leadership qualities that transcend ordinary enterprises.

Furthermore, Ross has used his platform to harness the unifying power of sport to advance race relations across the country through the establishment of the nonprofit Ross Initiative in Sports for Equality (RISE). The organization's efforts have been so impactful that RISE was recognized in 2017 by ESPN's Humanitarian Awards with the Stuart Scott ENSPIRE Award. The award celebrates those who have taken risk and used an innovative approach to help the disadvantaged through the power of sports. Ross' efforts through RISE were honored as they personify the ethos of fairness, ethics, respect and fellowship with others. This also connects to Ross' vision of the Dolphins' FOOTBALL UNITES™ program to effectuate positive social change. Under his leadership, the Dolphins organization actively embraces the diversity and intersections that make up South Florida, working with groups to improve relationships and foster understanding. In February 2020, the Miami Dolphins were honored by the Fritz Pollard Alliance with the Paul J. Tagliabue Award for their leadership in advancing diversity. Ross was among Sports Business Journal's Leaders in Diversity and Inclusive Hiring honorees in March 2021.

In May 2013, Ross pledged to give more than half of his estate to philanthropic causes and charitable organizations, including South Florida-based institutions. The commitment was made through the Giving Pledge, a long-term global initiative that aims to inspire deeper engagement in philanthropy and increase charitable giving globally.

Ross graduated from the University of Michigan with a Bachelor of Business Administration degree and from Wayne State University Law School with a Juris Doctor degree. He later received a Master of Laws in Taxation from New York University School of Law. In 2004, the University of Michigan renamed its business school the Stephen M. Ross School of Business at the University of Michigan and in 2011, the school awarded him an honorary Doctor of Laws degree at its commencement.

## DIRECTORS



**BRUCE BEAL**  
*Vice Chairman/Partner*



**TOM GARFINKEL**  
*Vice Chairman, President  
and CEO*

## PARTNERS



**MARC ANTHONY**  
*Partner*



**FERGIE**  
*Partner*



**SERENA WILLIAMS**  
*Partner*



**VENUS WILLIAMS**  
*Partner*



## TOM GARFINKEL

VICE CHAIRMAN, PRESIDENT & CHIEF EXECUTIVE OFFICER

COLLEGE: COLORADO

NFL: 11TH SEASON

DOLPHINS: 11TH SEASON

Tom Garfinkel serves as Vice Chairman, President and Chief Executive Officer of the Miami Dolphins and Hard Rock Stadium and Managing Partner of the Formula 1® Crypto.com Miami Grand Prix. Since his hire in 2013, Garfinkel has led the business success of the Dolphins and Hard Rock Stadium, highlighted by:

- The initiation, creation and execution of a plan to privately fund a more than \$550 million renovation of a 27-year-old stadium.
- The extension and design of a multi-year partnership with Baptist Health to construct the \$135M state-of-the-art Baptist Health Training Complex in Miami Gardens, which opened in July 2021.
- The sale of more than \$1 billion in future contractually obligated suite and sponsorship income, including the in-house sale of naming rights to “Hard Rock Stadium.”
- Negotiating and securing a 10-year agreement for the Formula 1® Crypto.com Miami Grand Prix to be held at the Hard Rock Stadium campus. Garfinkel led the design and construction of the race track and surrounding hospitality, creating innovative new fan experiences at a race venue. The event was named the “Best New Event” of 2022 by the Sports Business Journal and has produced a combined economic impact of nearly \$800 million to the local South Florida community in its first two years.
- The winning bid for the 2020 Super Bowl, 2021 and 2026 College Football Playoff National Championship games at Hard Rock Stadium, and the 2026 FIFA World Cup.
- The highest grossing soccer event in U.S. history in July of 2017 (El Clasico Miami: Real Madrid vs. Barcelona).
- The continuation and growth of the Dolphins Challenge Cancer, which has raised more than \$64 million to date in donations of its \$75 million commitment to Sylvester Comprehensive Cancer Center at the University of Miami, the largest known philanthropic pledge in the NFL.
- The creation of a 30 year partnership with Endeavor to bring the Miami Open tennis tournament to Hard Rock Stadium. The 2019 debut event set record attendance numbers and increased total revenue by nearly 25%. The event has continued to grow and hit record attendance again in 2023.
- Initiating the elimination of 99.4% of fan facing single-use plastics in Hard Rock Stadium’s food and beverage operation.
- The creation of the first socially-distanced stadium plan during the COVID-19 pandemic – a safe environment where 13,000 people could attend games and be socially distant and socially present at the same time.
- The organization being honored in February 2020 by the Fritz Pollard Alliance with the Paul J. Tagliabue Award for their leadership in advancing diversity.
- The team receiving the Front Office Sports Best Employers in Sports Award in 2019 and 2020.
- The stadium being named the Venue of the Year by the Sports Business Awards in 2023 for its diverse calendar of global sports and entertainment events.


His operating experience includes serving as president and chief executive officer of the San Diego Padres, chief operating officer of the Arizona Diamondbacks and executive vice president of Chip Ganassi Racing’s NASCAR, IndyCar and Grand-Am racing teams. Prior to working in sports, Garfinkel held different leadership roles in sales, marketing and branding with Miller Brewing Company and Texaco, Inc.

Garfinkel serves on the board of the Dolphins Challenge Cancer, the National Football Foundation, and the Sports Management Advisory Board and Ross School of Business Advisory Board at the University of Michigan.

Garfinkel graduated with a bachelor’s degree from the University of Colorado, Boulder, and earned his MBA at the University of Michigan. In October 2020, Garfinkel earned the George Norlin Award, which recognizes outstanding CU Boulder alumni who have demonstrated a commitment to excellence in their chosen field of endeavor and a devotion to the betterment of society and their community. Garfinkel was among Sports Business Journal’s Leaders in Diversity and Inclusive Hiring honorees in March 2021.

Garfinkel and his wife, Allison, live in Coral Gables with their three sons.





## CHRIS GRIER

GENERAL MANAGER  
COLLEGE: MASSACHUSETTS  
NFL: 29TH SEASON  
DOLPHINS: 24TH SEASON

Chris Grier is the general manager of the Miami Dolphins, a title he's held since 2016, and oversees personnel and all football operations for the club. The 2023 campaign marks his 24th season with the franchise, rising from area scout to national scout, director of college scouting and general manager during that time.

Beginning in 2019, Grier was given control of football operations and has since implemented new philosophies to building a competitive team. Utilizing a value-based approach, the Dolphins rebuilt the roster with young, versatile players. Grier also used trades to accumulate Pro Bowl talent and future draft capital. The Dolphins had three first-round picks and two second-round picks in 2020 and two first-round picks in 2021. A trade of draft picks in 2022 led to the acquisition of wide receiver Tyreek Hill from Kansas City. Grier also signed tackle Terron Armstead in the 2022 offseason and traded for linebacker Bradley Chubb during the 2022 season. Armstrong and Hill were elected team captains in their first season in Miami and all three were picked to represent the AFC in the Pro Bowl following the 2022 season. Grier traded draft picks again during the 2023 offseason and acquired six-time Pro Bowl cornerback Jalen Ramsey.

Miami has quickly made strides in the five years since Grier took over football operations. The Dolphins have posted three consecutive winning seasons in 2020, 2021 and 2022, marking the first time the franchise has done this since 2001-03.

The Dolphins finished the 2022 season with a 9-8 record and secured a playoff berth for the first time since 2016 and just the third time in the past 20 seasons. With a talented roster and under new head coach Mike McDaniel, the Dolphins finished with a top 10 total offense for the first time since 1995, ranking sixth (364.5 yards per game). Miami was second in yards per play (6.1) and fourth in passing offense (265.4) despite starting three different quarterbacks for multiple games for the first time since 2007 and playing the third-most difficult schedule (.537) in the NFL.

Quarterback Tua Tagovailoa, who Grier selected with the fifth overall pick in the 2020 NFL Draft, also had a career year in 2022. He became the youngest NFL quarterback since Dan Marino in 1984 to lead the league in passer rating (105.5). Tagovailoa also led the NFL in red zone passer rating (112.2), third-down passer rating (130.1) and yards per attempt (8.9).

In Hill's first season with the team, he shattered his career highs and the franchise's single-season records for receiving yards (1,710) and receptions (119), finishing second in the league in both. His 1,710 receiving yards were 321 more than the previous Dolphins record that stood for nearly 40 years (Mark Clayton, 1,389 yards in 1984). It was also the most receiving yards by any player in NFL history on his first season with a new team. He earned first-team All-Pro honors and was selected to his seventh consecutive Pro Bowl.

Grier selected wide receiver Jaylen Waddle in the first round of the 2021 NFL Draft (sixth overall) and he put together one of the best seasons by a receiver in Dolphins history in 2022 following a historic rookie campaign in 2021. Waddle caught 75 passes for 1,356 yards and eight touchdowns. His 18.1 yards per catch led the NFL while his 1,356 receiving yards were third in Dolphins history.

Hill and Waddle combined for 3,066 receiving yards, which was the third-most by a pair of teammates in a season in NFL history.

Miami's defense also had success in 2022 as it finished fourth in the league in rush defense (103.0). Defensive tackle Christian Wilkins, who Grier drafted in the first round (13th overall) in the 2019 NFL Draft, recorded a career-high 98 tackles. His 98 stops were the most in a season by an NFL defensive lineman since 1994. Linebacker Jaelan Phillips, a first-round pick (18th overall) of Grier's in 2021, led the team in sacks for the second straight season with 7.0. Cornerback Xavien Howard (2016, second round) earned his fourth Pro Bowl selection.

In 2021, the Dolphins won eight of their final nine games, including their final six at home. Grier helped construct a defensive unit that featured eight starters drafted by the Dolphins and all 11 starters under the age of 30. The group scored five defensive touchdowns, its most in a single season since 2001. Miami swept New England for the first time since 2000 and had two AFC East sweeps (N.Y. Jets) for the first time since 2016.

Miami's 2021 draft class earned key roles immediately as four players were regular starters as rookies.

Waddle broke the NFL's rookie receptions record, a mark that had stood for nearly 20 years, with 104 catches and became the first rookie in Dolphins history to total 1,000 receiving yards. Phillips broke Miami's rookie sack record and finished second among all NFL rookies in the statistic with 8.5. Safety Jevon Holland was the only player in the AFC in 2021 to have multiple sacks, interceptions and fumble recoveries. Offensive lineman Liam Eichenberg was one of just 10 NFL rookie offensive linemen to start at least 16 games.

Howard earned his third Pro Bowl selection in 2021 after intercepting five passes and scoring two defensive touchdowns. He became the eighth player in team history to have at least five interceptions in three different seasons. Wilkins totaled 89 tackles, which was tied for the most by any NFL defensive lineman since 2013 before he topped that figure in 2022.

In 2020, the Dolphins won 10 games for just the second time in the past decade despite having the second-youngest roster in the NFL. The five-game improvement from 2019 was tied for the best in the league that season and tied for the third-best in team history. The Dolphins set a team record by starting 10 different rookies that year, including eight in one game in a Week 15 win vs. New England.

With several offseason additions, Grier helped build one of the NFL's best defenses in 2020. Miami led the league in third-down defense (28.8 pct.) and takeaways (29) and finished sixth in scoring (21.1 points allowed per game).

Two of Grier's draft picks – Howard and kicker Jason Sanders (2018, seventh round) earned first-team All-Pro honors in 2020, marking the first time since 2006 (Zach Thomas and Jason Taylor) the Dolphins had two first-team All-Pro honorees in the same season. Defensive tackle Raekwon Davis was named to the PFWAs All-Rookie team after Grier selected him in the second round of the 2020 NFL Draft.

In 2019, the Dolphins steadily improved despite having the youngest roster in the NFL, winning five of their final nine games. Wilkins led all rookie defensive linemen with 56 tackles, the fifth-most by an NFL rookie defensive lineman since 2015.

From 2016-18, Grier oversaw the draft and both pro and college scouting departments, and was responsible for the acquisition of multiple All-Pro and Pro Bowl players including Howard, Sanders, wide receiver/returner Jakeem Grant, tackle Laremy Tunsil and safety Minkah Fitzpatrick.

The 2018 draft saw Grier and his personnel department net several key contributors. Linebacker Jerome Baker was a third-round pick and finished his rookie season tied for 11th among NFL rookies in tackles (76). Baker quickly took on a leadership role and was elected a team captain in 2019, just his second season in the league. He later became the first Dolphins player since at least 2000 to record 500-plus tackles in his first five seasons in the league.

In 2017, the Dolphins finished the season with 10 rookies on the active roster and four more on injured reserve or non-football illness lists. Miami was one of just three teams to play eight rookies on defense and one of just six to have at least four rookies start games on defense. Six undrafted rookie free agents contributed to the team that season. Defensive tackle Davon Godchaux finished his rookie campaign fourth among all NFL defensive linemen with 40 tackles (26 solo), despite being a fifth-round pick.

In his first draft as general manager in 2016, Grier selected Howard in the second round. In seven NFL seasons, Howard has earned a first-team All-Pro nod (2020), been selected to the Pro Bowl four times (2018, 2020-22, led the NFL in interceptions in one season (2020), tied for the NFL lead in interceptions in another (2018) and totaled more interceptions since he entered the league than any other NFL player.

The team also drafted running back Kenyan Drake and Grant in 2016, who became just the second rookie duo in team history to combine for a kickoff return and punt return for a touchdown in the same season. In 2020, Grant earned second-team All-Pro honors as a returner.

Grier helped turn more than half the roster over in 2016, as the team entered training camp with more than 45 new players acquired during the offseason. The results were a four-game improvement from the previous season, the fifth-best mark in the NFL. The Dolphins finished 10-6 with a playoff berth, the team's best record and first playoff appearance since 2008.

As the team's director of college scouting (2007-15), Grier was part of a front office that discovered numerous Pro Bowl players. During that time, the Dolphins drafted seven players that combined for 14 Pro Bowl selections with the team. The list includes tackle Jake Long (2008-10), defensive tackle Paul Soliai (2011), punter Brandon Fields (2013), center Mike Pouncey (2013-15), safety Reshad Jones (2015; 2017), wide receiver Jarvis Landry (2015-17) and running back Jay Ajayi (2016).

Grier was also successful at finding value late in drafts. Jones, a fifth-round pick in 2010, was named the team's co-MVP following the 2015 season after he became the first player in team history to record at least 100 tackles, four interceptions and two sacks in a season. Ajayi was also a fifth-round pick (2015) and became the fourth player in NFL history to rush for 200 yards in three games during the same season. Ajayi's 1,272 rushing yards in 2016 were third-most in Dolphins history.

Prior to being the team's director of college scouting, Grier served as an area scout with the club from 2000-02, before being promoted to national scout/assistant director of college scouting in 2003. Miami won the AFC East during his first season with the team.

Grier started with the New England Patriots as an intern in 1994. He joined the club on a full-time basis the following year, serving as a regional scout until he joined the Dolphins in 2000. In 1996, Grier was part of a New England staff that won the AFC Championship. He helped scout several players for a Patriots roster that went on to win Super Bowls XXXVI, XXXVIII and XXXIX.

Grier has worked with several of football's most successful coaches and executives throughout his career

and that has helped shape his football philosophy. His father, Bobby Grier, is the former vice president of player personnel for the Patriots and recently retired as a senior personnel advisor with the Houston Texans. Chris has also worked with and learned under Pro Football Hall of Famer Bill Parcells, Patriots head coach Bill Belichick, Seattle Seahawks head coach Pete Carroll and University of Alabama head coach Nick Saban.

Grier attended the University of Massachusetts-Amherst where he majored in journalism and played football for two years before injuries ended his career. He spent his final two years there as an undergraduate assistant.

Chris' brother, Michael, is currently the general manager of the NHL's San Jose Sharks. When Michael was appointed to the position in 2022, he became the first Black general manager in NHL history. Before his tenure in front offices, he played for the Edmonton Oilers, Washington Capitals, San Jose Sharks and Buffalo Sabres.

A native of Holliston, Mass., Grier and his wife, Paige, have two sons, Landon and Jackson.

### CHRIS GRIER'S CAREER

<b>1994-99</b>	New England Patriots	Intern (1994) Regional Scout (1995-99) Area Scout (2000-02)
<b>2000-present</b>	Miami Dolphins	National Scout/Assistant Director of College Scouting (2003-06) Director of College Scouting (2007-15) General Manager (2016-present)



## BRANDON SHORE

**SENIOR VICE PRESIDENT, FOOTBALL & BUSINESS ADMINISTRATION**

**COLLEGE: ELON**

**NFL: 14TH SEASON**

**DOLPHINS: 14TH SEASON**

Brandon Shore serves as senior vice president of football & business administration for the Miami Dolphins, a role he has held since 2021. The 2023 season marks his 14th year with the club, where he has served in various capacities to now oversee the day-to-day administration of both football and business operations for the organization.

Shore works directly with General Manager Chris Grier and Head Coach Mike McDaniel on all aspects of football operations. He oversees football administration, team and training facility operations, video, football analytics, equipment, athletic training and team security. He also serves as the team's lead negotiator for player contracts, manages the salary cap and club compliance with the NFL's Collective Bargaining Agreement, and acts as the organization's liaison on labor relations and league matters.

In addition, Shore oversees the club's human resources, information technology and business administration departments, as well as the Hard Rock Stadium grounds crew. He also leads the operations for South Florida Sod Farm, which is owned by the Dolphins and produces the natural grass fields for both Hard Rock Stadium and the Baptist Health Training Complex.

Shore has held a variety of roles since joining the team in 2010, including vice president of football administration (2019-20), senior director of football administration (2016-18), senior director of human resources (2015-16), director of human resources (2014-15), senior manager of human resources & football administration, finance & legal affairs specialist (2012-14) and football administration assistant (2010-12). He was recognized on The Athletic's "NFL 40 Under 40" list in 2022.

Shore was born and raised in South Florida. He received a Bachelor of Science degree from Elon University with majors in accounting and business management, and was named the school's Young Alumnus of the Year in 2017. He also holds a Juris Doctorate from the University of Miami School of Law. Shore is a member of the Florida Bar and a licensed Certified Public Accountant.



## TODD BOYAN

SENIOR VICE PRESIDENT, STADIUM OPERATIONS

COLLEGE: GEORGETOWN

NFL: 29TH SEASON

DOLPHINS: 20TH SEASON

Todd Boyan is the senior vice president of stadium operations and has been with the Miami Dolphins since 2006. In his role, Boyan is responsible for all aspects of Hard Rock Stadium operations and its properties such as the Miami Dolphins, University of Miami, Capital One Orange Bowl, Miami Open and Formula 1® Crypto.com Miami Grand Prix. Boyan leads logistics including engineering, housekeeping, operations, parking, security, special event business and coordinating events with various local, state and federal governmental agencies.

Boyan came back to the Dolphins after nine years as vice president of operations for the Washington Commanders. Prior to his role with Washington, Boyan worked for the Florida Marlins Baseball Club from 1992-1995 in ticketing. He also managed ticket operations for the former Marlins Spring Training site, Space Coast Stadium in Melbourne, when it first opened, and was the Dolphins' director of parking from 1995-96.

Boyan graduated in 1992 with a bachelor's degree from Georgetown University, where he also played varsity baseball. Boyan and his wife, Christine, live in Plantation with their two children, Rachel and Jack.



## CHRIS CLEMENTS

SENIOR VICE PRESIDENT, CHIEF FINANCIAL OFFICER

COLLEGE: NORTHWOOD

NFL: 10TH SEASON

DOLPHINS: 10TH SEASON

Chris Clements is the club's senior vice president & chief financial officer, a position he's held since 2014. In his role, Clements is responsible for organizational accounting, payroll, insurance, treasury, business systems, purchasing operations and business strategy for properties including the Miami Dolphins, Hard Rock Stadium and Formula 1® Crypto.com Miami Grand Prix. Additionally, he managed all budget and expenditures for over \$800 million in capital investments for projects including the Hard Rock Stadium modernization, Miami Open tennis facility and the new Baptist Health Training Complex.

Clements joined the Dolphins after working at IMG Worldwide since 1996 in a variety of senior leadership positions, most recently as senior vice president and business unit chief financial officer of several sports segments in Cleveland.

In May 2023, South Florida Business Journal recognized Clements as CFO of the Year for private companies in South Florida.

In December 2019, South Florida Business & Wealth recognized Clements with the Apogee Award for being a top leader in South Florida Business. Clements holds a degree in accounting from Northwood University in Midland, Michigan.

In 2015, Clements received the Alumni Achievement Award from his alma mater, the highest honor the university bestows upon an alumnus. He is also a Certified Public Accountant. Clements is the chief financial officer and treasurer of the Miami Dolphins Foundation.

He is intimately involved in the Dolphins Cancer Challenge as a board member and served as DCC VIII Chair. Clements and his wife, Sherry, reside in Parkland with their three children, Riley, Ella and Blaine.





## NAT MOORE

SR. VICE PRESIDENT, SPECIAL PROJECTS, ALUMNI RELATIONS & ADVISOR TO CEO  
COLLEGE: FLORIDA  
NFL: 31ST SEASON  
DOLPHINS: 31ST SEASON

Longtime Miami Dolphins player and executive Nat Moore has been the team's senior vice president of special projects & alumni relations since 2013. Moore oversees the Dolphins alumni activities and works closely with Dolphins Vice Chairman, President & CEO Tom Garfinkel on a variety of special projects.

One of the most celebrated players in Dolphins history, Moore played in Super Bowls XVII and XIX. Establishing a positive reputation on and off the field led Moore to be named the Dolphins' 1984 NFL "Man of the Year," and earned him the 1985 Byron White Humanitarian Award for his service to his team, community and country.

In 1987, Dolphins Founder Joe Robbie renamed the Dolphins' community service award to The Nat Moore Community Service Award. In 2018, the organization partnered with the Nat Moore Endowment Fund to provide South Florida youth with the financial resources needed to pursue avenues of education and training for employment readiness. Moore graduated from the University of Florida with an education degree. He resides in Miami with his wife, Pat.



## MYLES PISTORIUS

SENIOR VICE PRESIDENT, GENERAL COUNSEL  
COLLEGE: RUTGERS  
NFL: NINTH SEASON  
DOLPHINS: NINTH SEASON

Myles Pistorius joined the Miami Dolphins as senior vice president & general counsel in 2015. In his role, Pistorius is responsible for oversight of all legal matters related to the Miami Dolphins and Hard Rock Stadium.

Pistorius joined the Dolphins after 15 years at the National Basketball Association where he last served as senior vice president of business affairs & content. Prior to that, Pistorius was senior vice president of legal & business affairs at the NBA.

Pistorius started his legal career as a corporate associate with the law firm of Simpson Thacher & Bartlett in New York City. He received his Juris Doctor from Columbia Law School and a Bachelor of Arts degree with honors in political science from Rutgers University.

Pistorius resides in Parkland with his wife, Robin, and their three children.



## JEREMY WALLS

SENIOR VICE PRESIDENT, CHIEF REVENUE OFFICER  
COLLEGE: MOUNT VERNON NAZARENE  
NFL: 11TH SEASON  
DOLPHINS: 11TH SEASON

Jeremy Walls has been with the Miami Dolphins and Hard Rock Stadium since 2013 and has served as senior vice president & chief revenue officer since 2020.

In his role, Walls leads the team's corporate partnerships, marketing, ticket sales and operations, member services, suites and food/beverage. In addition, he oversees the commercial and marketing efforts for the Formula 1® Crypto.com Miami Grand Prix and co-leads the Miami Open tennis tournament in partnership with IMG. Prior to his current role, Walls served as senior vice president & chief marketing officer.

Walls formerly worked with the San Diego Padres as vice president of ticket sales, service & operations. He also held roles as the director of team marketing and business operations (TMBO) for the National Basketball Association, director of groups, suites & inside sales for the Arizona Diamondbacks and a group sales manager with the Phoenix Suns.

In May 2017, the Sports Business Journal honored Walls as a member of its esteemed 40 Under 40 class, a tribute to some of the best and brightest executives under the age of 40. Walls has a sports management degree from Mount Vernon Nazarene University. He and his wife, Maile, live in Plantation with their children Kaelin and Kostner.



## YI ZHUANG

SENIOR VICE PRESIDENT, STRATEGY & CORPORATE DEVELOPMENT  
COLLEGE: PITTSBURGH  
NFL: FOURTH SEASON  
DOLPHINS: SECOND SEASON

Yi Zhuang joined the Miami Dolphins as senior vice president of strategy & corporate development in 2022. In his role, Zhuang oversees strategic initiatives across all Miami Dolphins and Hard Rock Stadium properties including the Miami Open and Formula 1® Crypto.com Miami Grand Prix, as well as any efforts to acquire or launch new business ventures.

Prior to joining the Dolphins, he spent five years at Stripe and Yelp working in business operations and analytics. In these roles, he assisted the build out of sales and marketing data products and led analytical efforts supporting various go-to-market business units. Zhuang's previous experience also includes strategy and analytics roles at the Boston Red Sox, San Diego Padres and San Francisco 49ers, where he led projects on ticket pricing, concessions strategy, and stadium operations.

Zhuang holds a Bachelor's Degree in Industrial Engineering from the University of Pittsburgh as well as a Master's of Business Administration from the Stanford Graduate School of Business. He currently resides in Miami with his wife, Jasmine.



## KATHARINE BOHLMANN

VICE PRESIDENT, CORPORATE PARTNERSHIPS  
COLLEGE: MICHIGAN  
NFL: FIFTH SEASON  
DOLPHINS: FIFTH SEASON

Katharine Bohlmann joined the Miami Dolphins in 2019 and has served as the vice president of corporate partnerships since 2022. In this capacity, she oversees corporate partnerships across the Miami Dolphins and Hard Rock Stadium.

Bohlmann first joined the Miami Dolphins in 2019 as an associate of the organization's leadership development program. She was elevated to manager of business solutions and then promoted to director within the same role. Prior to her involvement with the Dolphins, Bohlmann held positions in sports information with the University of Michigan Football as well as football communications with the National Football League.

In 2020, Bohlmann was recognized as Front Office Sports' Rising 25 Under 25 and participated as the commencement speaker for the University of Michigan School of Kinesiology's graduating class of 2019. She currently serves as a board member on the Young Alumnae Council for the Marlborough School for Girls.

Bohlmann attended the University of Michigan where she earned her bachelor's degree in sports management at the School of Kinesiology. A Los Angeles native, Bohlmann currently resides in Miami.



## CHARLES BURNS

VICE PRESIDENT, SECURITY  
COLLEGE: PURDUE  
NFL: FIRST SEASON  
DOLPHINS: FIRST SEASON

Charles Burns joined the organization in 2022 as the vice president of security with the Miami Dolphins, Hard Rock Stadium and its properties including the Miami Open and Formula 1<sup>®</sup> Crypto.com Miami Grand Prix. In his role, he oversees all aspects of security for Dolphins business operations and Hard Rock Stadium.

Prior to his role with the Dolphins, Burns served as the corporate vice president of security at ASM Global leading security strategies for 350 global venues including arenas, stadiums, theaters and convention centers. Burns formerly held leadership positions in security and risk management across a variety of companies and brands including the Cleveland Cavaliers/Rocket Mortgage Fieldhouse, Uber, the Indianapolis Motor Speedway/IndyCar Series and the Chevrolet Detroit Belle Isle Grand Prix.

Burns serves on a number of non-profit boards including the Fallen Wounded Soldiers Fund, Challenge Detroit, Security Industry Association (SIA), IIFX and the Detroit Crime Commission. Burns graduated from Purdue University and served in the United States Marine Corps.



## MELANIE CABASSOL

VICE PRESIDENT, HOSPITALITY & CURATED EXPERIENCES

COLLEGE: FLORIDA STATE

NFL: FIRST SEASON

DOLPHINS: FIRST SEASON

Melanie Cabassol joined the organization in December 2022 as vice president of hospitality & curated experiences of the Miami Dolphins, Hard Rock Stadium, and its properties for the Miami Open and Formula 1® Crypto.com Miami Grand Prix.

In her role, Cabassol oversees the organization's premium hospitality experiences, events and exclusive clientele on behalf of the team's leadership and ownership. Cabassol's position supports the organization by developing growth strategies towards luxury hospitality products and establishing brand expectations across all business verticals.

Prior to joining the team, Cabassol worked closely with South Florida Motorsports in curating one of a kind environments for the inaugural Formula 1® Crypto.com Miami Grand Prix. She previously worked on special projects geared towards producing exclusive experiences at high-caliber events in the private sector.

Cabassol formerly held several leadership positions with Endeavor and IMG Academy overseeing corporate events, experiences as well as student, alumni and community engagements. During this time, she played an instrumental role in hosting the 2020 Women's National Basketball Association (WNBA) season at IMG Academy, managing hospitality at the PGA's Masters at Augusta National in addition to curating Super Bowl experiences for WME Sports.

A Texas native, Cabassol attended Florida State University as a student-athlete where she earned her bachelor's degree in psychology and family-child sciences and pursued her master's degree in sport management and event planning.



## RYAN DAVENPORT

VICE PRESIDENT, TICKET SALES & SERVICE

COLLEGE: MASSACHUSETTS


NFL: SEVENTH SEASON

DOLPHINS: FIFTH SEASON

Ryan Davenport is the team's vice president of ticket sales & service and has been with the Miami Dolphins since 2019. In his role, Davenport oversees the sales and service of all Dolphins and Miami Open ticketing products, including season ticket memberships, group sales and suites and luxury.

Prior to the Dolphins, Davenport served as the senior director of sales with the NBA's Minnesota Timberwolves and the WNBA's Minnesota Lynx. He previously held roles as the first director of premium seating in Major League Soccer's New York City FC history and manager of sales with the NFL's New York Giants. He began his career with the Indiana Pacers as an account executive and was quickly promoted to sales consultant for the team's senior sales team and WNBA's Indiana Fever.

Davenport is a graduate of the McCormack School of Sport Management at UMass-Amherst's Isenberg School of Management and currently resides in Fort Lauderdale.



## DORIE GROGAN

VICE PRESIDENT, CORPORATE EVENTS

COLLEGE: NORTH TEXAS

NFL: 26TH SEASON


DOLPHINS: 26TH SEASON

Dorie Grogan joined the Miami Dolphins in 1996 and currently serves as the vice president of corporate events where she leads the development of Hard Rock Stadium's corporate events strategy. In her role, Grogan is responsible for conceptualizing, designing and managing external events to drive organizational revenue and deliver memorable guest experiences. Grogan first joined the organization as director of the Miami Dolphins Cheerleaders.

Grogan previously held the position of vice president of fan experience & entertainment for the inaugural Formula 1® Crypto.com Miami Grand Prix where she was responsible for the development of all fan experience elements including campus design, entertainment programming, ticket product development, event overlay, food and beverage experience and partnership integration. Leading up to that position, Grogan supported the organization in roles overseeing events, entertainment and brand impact for the Miami Dolphins and Hard Rock Stadium.

Grogan holds a Bachelor of Arts in Psychology and History from the University of North Texas. While residing in Texas, she was also a cheerleader for the Dallas Cowboys.

She currently lives in Fort Lauderdale with her husband, Kenny Walker and their three children.



## SAMEER ISTAFA

VICE PRESIDENT, CHIEF TECHNOLOGY OFFICER

COLLEGE: GEORGIA STATE

NFL: FOURTH SEASON

DOLPHINS: FOURTH SEASON

Sameer Istafa has been with the Miami Dolphins since 2019 and became vice president & chief technology officer in 2023. In his role, Istafa oversees technology and broadcast for the organization and its properties including the Miami Open and Formula 1® Crypto.com Miami Grand Prix focusing on technology infrastructure, cybersecurity and information systems.

Istafa returned to the Dolphins in 2023 after a season with the Atlanta Hawks and State Farm Arena serving as vice president of information & network security, where he was responsible for managing the arena's technology and cybersecurity.

In his previous role, Istafa served the Miami Dolphins and Hard Rock Stadium as senior director of information & technology where he supported significant organizational milestones including directing Hard Rock Stadium's cybersecurity efforts for Super Bowl LIV, migrating technology to the newly constructed Baptist Health Training Complex and expanding infrastructure resources for the inaugural Formula 1® Crypto.com Miami Grand Prix.

Istafa joined the Dolphins following a 15-year career with AmericasMart Atlanta where he held various technology positions overseeing the organization's IT infrastructure.

Istafa is a graduate of Georgia State University where he earned his bachelor's degree in computer information systems. Istafa and his wife, Nadia, reside in Parkland with their three children, Laiba, Shayan and Wali.



## DARLINE LLAMAS LLOPIS

VICE PRESIDENT, FINANCE & RETAIL  
COLLEGE: SOUTHERN CALIFORNIA  
NFL: SEVENTH SEASON  
DOLPHINS: THIRD SEASON

Darline Llamas Llopis joined the Miami Dolphins in 2021 and was promoted to vice president of finance & retail in 2022. In this capacity, she manages the finance, accounting, procurement, payroll, account payables and merchandise operations for the team.

Prior to joining the Dolphins, Llamas Llopis served for four years as the director of finance & controller at the Los Angeles Rams. She also worked at Ernst & Young as a member of the Commercial Real Estate practice.

Llamas Llopis completed her Master's of Business Administration at the UCLA Anderson School of Management and received her Master's of Accountancy from the University of Southern California (USC), where she also graduated cum laude with a degree in business. She is a member of the American Institute of Certified Public Accountants (AICPA) and is an active CPA. Llamas Llopis and her husband, Devin, reside in Coral Gables.



## KIM MILLER

VICE PRESIDENT, HUMAN RESOURCES  
COLLEGE: NORTHWESTERN  
NFL: SECOND SEASON  
DOLPHINS: SECOND SEASON

Kim Miller joined the Miami Dolphins and Hard Rock Stadium as vice president of human resources in 2022. In her role, she is responsible for all organizational human resource functions and providing oversight for diversity and inclusion initiatives.

Previously, Miller served as the vice president of programs for RISE. Founded by Miami Dolphins Chairman of the Board and Managing General Partner Stephen Ross, RISE is a nonprofit with a mission to educate and empower the sports community to eliminate racial discrimination, champion social justice and improve race relations. During her time at RISE, Miller spearheaded the development and implementation of a national program which received recognition from ESPN by way of the Stuart Scott ENSPIRE Award in 2017 and Sports Humanitarian Corporate Community Award in 2019.

Prior to joining RISE, Miller held human resources roles with Target Corporation and Accenture HR Services and also worked as a management consultant with a focus on talent and organizational performance.

Miller earned a bachelor's degree from the School of Education and Social Policy at Northwestern University, where she also ran cross country.



## KATHERINE MILLIKEN

VICE PRESIDENT, ENTERTAINMENT & FAN EXPERIENCE

COLLEGE: UCF

NFL: 14TH SEASON

DOLPHINS: 14TH SEASON

Katherine Milliken joined the Miami Dolphins in 2010 and has served as vice president of entertainment & fan experience since 2022. In this capacity, she oversees all entertainment, events and experience verticals across all Miami Dolphins and Hard Rock Stadium properties including the Miami Open and Formula 1® Crypto.com Miami Grand Prix.

Milliken first started with the organization as a member of the Miami Dolphins game day staff. Prior to her current role, she served as the senior director of entertainment & events.

Milliken completed her Master of Business Administration in Sport Management at the Florida Atlantic College of Business. She received her Bachelor of Science in Hospitality Management where she graduated magna cum laude from the Rosen College of Hospitality Management at the University of Central Florida.

Katherine lives in Davie with her partner and their two sons, Liam and Cameron.



## JOSE MOLA

VICE PRESIDENT, STADIUM & CAMPUS OPERATIONS

COLLEGE: NOVA SOUTHEASTERN

NFL: FIRST SEASON

DOLPHINS: FIRST SEASON

Jose Mola joined the organization in 2023 as vice president of stadium & campus operations with the Miami Dolphins, Hard Rock Stadium and its properties including the Miami Open and Formula 1® Crypto.com Miami Grand Prix. In his role, Mola is responsible for the guest experience, housekeeping and parking functions of the organization.

Mola joins the Dolphins following a 26-year career at The Walt Disney Company elevating through a progression of leadership roles most recently serving as the regional general manager of resort operations. Mola also served a stint as the general manager of operations at the ESPN Wide World of Sports Complex which led to a supporting role at the 2020 NBA bubble. His former positions include general manager of Disney's Boardwalk, Disney's Wilderness Lodge as well as Fort Wilderness Resort and Campground.

Mola was honored by VenuesNow as a 2020 All Star and received a Sporty Award from the Greater Orlando Sports Commission in recognition of his work on the 2020 NBA Bubble.

A native of South Florida, Mola is a graduate of Nova Southeastern University where he earned a Bachelor of Science in management. Mola received his master's degree in business administration at the University of Florida. Mola resides in South Florida with his wife, Lourdes and his two children, Gabriella and Kolbe.





## BEN ROLLER

VICE PRESIDENT, MARKETING ANALYTICS

COLLEGE: POINT LOMA NAZARENE

NFL: 10TH SEASON

DOLPHINS: 10TH SEASON

Ben Roller joined the Miami Dolphins in 2014 and was promoted to vice president of marketing analytics in 2020. In this role, he oversees sales and marketing analytics, ticket operations and customer relationship management (CRM).

Roller previously served as senior director of sales & marketing research and analytics. Before moving to South Florida in 2014, Roller spent 12 years with the San Diego Padres as director of CRM & ticket analytics, CRM manager and ticket operations manager.

Roller has a degree in business management from Point Loma Nazarene University in San Diego. He resides in Plantation with his wife, Molly, and their two children, Tyler and Lorelei.



## MICHAEL SHAW

VICE PRESIDENT, BRAND MARKETING

COLLEGE: MIDDLE TENNESSEE STATE

NFL: SECOND SEASON

DOLPHINS: SECOND SEASON

Michael Shaw joined the organization in 2022 as vice president of brand marketing with the Miami Dolphins, Hard Rock Stadium and its properties including the Miami Open and Formula 1® Crypto.com Miami Grand Prix. In his role, he oversees the organization's marketing, video, brand assets and creative strategies.

Shaw formerly served as the senior vice president & head of brand, experience and innovation at the Miami Marlins. While with the Marlins, Shaw was also the chair of the Innovation Committee and co-chair of the Diversity, Inclusion and Belonging Committee and had organizational oversight on ballpark experience and ballpark operation functions.

His previous roles included serving as a principal of business development at Amazon and leading as the head of sports partnerships at Groupon. In addition to his business development experience, Shaw was also part of the programming and acquisitions group at ESPN where he negotiated content agreements, managed professional league relationships, and assisted with the development of the NBA schedule on ESPN and ABC.

Shaw has been featured as a guest speaker and panelist throughout the country at events including South by Southwest and Sports Business Journal summits.

A native of Nashville, Tennessee, Shaw is a graduate of Middle Tennessee State University where he earned a bachelor's degree in business administration and became a member of Alpha Phi Alpha Fraternity, Inc. Shaw resides in Davie with his wife, Janice.

## COACHING STAFF



### MIKE McDANIEL

HEAD COACH  
COLLEGE: YALE  
NFL: 17TH SEASON  
DOLPHINS: SECOND SEASON



Mike McDaniel was named the 11th head coach in team history on Feb. 7, 2022. The 2023 season is McDaniel's 17th in the NFL and second as a head coach.

In his first season at the helm, McDaniel became the fifth coach in Dolphins history to lead his team to the playoffs and just the sixth to post a winning record (9-8) in his first year. Under his leadership, multiple players reached new career milestones, including four players earning Pro Bowl selections – tackle Terron Armstead, linebacker Bradley Chubb, wide receiver Tyreek Hill and cornerback Xavien Howard. It marked the team's most Pro Bowl selections since 2016. McDaniel led the team to a playoff berth for the first time since 2016 despite starting three different quarterbacks throughout the season.

As the offensive play-caller, McDaniel helped the Dolphins offense finish in the top 10 for the first time since 1995. Miami averaged 364.5 yards per game, which ranked sixth in the league, and 6.14 yards per play, which was second. The Dolphins finished 11th in scoring offense (23.4 points per game), the team's best finish since 2014.

Several players had the best seasons of their career in their first year in McDaniel's offense. Quarterback Tua Tagovailoa led the NFL in passer rating (105.5), becoming the youngest NFL quarterback to do that since Dan Marino in 1984. He also led the league in red zone passer rating (112.2), third-down passer rating (130.1) and yards per attempt (8.9). Tagovailoa's 3,548 passing yards and 25 passing touchdowns were both career highs.

Hill broke an NFL record for most receiving yards in a player's first season with a new team with 1,710. That mark also broke Miami's single-season franchise record that stood for nearly 40 years (Mark Clayton, 1,389 yards in 1984). Hill's 119 receptions were also a Dolphins record and those two totals ranked second in the NFL in 2022. Hill earned his seventh consecutive Pro Bowl selection.

Another player who thrived in McDaniel's offense was wide receiver Jaylen Waddle. In his second NFL season, Waddle caught 75 passes for 1,356 yards and eight touchdowns, leading the league in yards per reception (18.1). His 1,356 receiving yards were third in single-season team history behind Hill and Clayton. Waddle nearly doubled his yards after catch under McDaniel, averaging 6.7 yards after catch in 2022 compared to 3.5 in 2021.

Hill and Waddle combined for 3,066 receiving yards, which was the third-most by a pair of teammates in a season in NFL history and more than two entire teams had in 2022.

Defensively, Miami ranked fourth in run defense, limiting opponents to 103.0 rushing yards per game. Defensive tackle Christian Wilkins played a big role in that as he totaled a career-high 98 tackles. His 98 stops were the most by an NFL defensive lineman in a season since 1994. Linebacker Elandon Roberts (104) and defensive tackle Zach Sieler (70) also set career highs in tackles.

Prior to Miami, McDaniel spent five seasons (2017-21) with the San Francisco 49ers where he was the team's run game specialist in 2017 before being promoted to run game coordinator in 2018 and again to offensive coordinator in 2021.

In McDaniel's first season as offensive coordinator, the 49ers finished seventh in the NFL in total offense (375.7 yards per game) and 13th in scoring offense (25.1 points per game) while advancing to the NFC Championship game. San Francisco's offense was balanced, ranking seventh in rushing (127.4) and 12th in passing (248.3). Wide receiver Deebo Samuel recorded 1,405 receiving yards, the most by a 49er since wide receiver Terrell Owens in 2001, and fifth-most in the NFL that season. The 49ers offense had four players earn Pro Bowl selections – Samuel, fullback Kyle Juszczyk, tight end George Kittle and tackle Trent Williams. Williams also earned All-Pro honors.

McDaniel served as San Francisco's run game coordinator from 2018-20. During that time, the 49ers were fifth in the NFL in rushing, averaging 127.0 yards per game, despite having a different leading rusher in all three seasons.

In 2020, San Francisco had several injuries at the running back position and still finished in the top half of the league with 118.1 rushing yards per game. Juszczyk and Williams earned Pro Bowl selections and Williams was also named All-Pro.

McDaniel helped the 49ers have one of the league's most effective rushing attacks in 2019 as San Francisco went 13-3, winning the NFC and advancing to Super Bowl LIV. The 49ers had the NFL's second-ranked rushing offense, averaging 144.1 yards per game. Juszczyk was named to the Pro Bowl at the end of the season.

In 2018, the 49ers had four different backs rush for at least 200 yards. Matt Breida's 5.32 yards per carry ranked fourth among all NFL players that season. The 49ers finished 13th in the league in rushing (118.9). Juszczyk was named to the Pro Bowl at the end of the season.

As run game specialist in 2017, McDaniel helped the 49ers rush for 1,662 yards and 15 rushing touchdowns in a season where they were forced to use three different starting quarterbacks due to injury. Juszczyk and tackle Joe Staley earned Pro Bowl selections.

Prior to San Francisco, McDaniel spent two seasons (2015-16) as an offensive assistant with the Atlanta Falcons. During his tenure, the Falcons had the second-best total offense (394.9) and third-best scoring offense (27.5) in the NFL. Atlanta's passing attack ranked second (284.5).

In 2016, Atlanta led the NFL in scoring, averaging 33.8 points per game, en route to finishing 11-5 and winning the NFC to advance to Super Bowl LI. The Falcons had the second-best total offense (415.8), third-best passing offense (295.3) and fifth-best rushing offense (120.5). Quarterback Matt Ryan passed for a franchise-record 4,944 yards, which was second in the NFL that season. Wide receiver Julio Jones was second in the league with 1,409 receiving yards. Four different Falcons earned Pro Bowl selections – Ryan, Jones, running back Devonta Freeman and center Alex Mack. Ryan, Jones and Mack also earned All-Pro honors.

The 2015 Falcons offense ranked sixth in passing (273.7) and seventh in total offense (374.1). Jones led the NFL with 1,871 receiving yards, a Falcons franchise record. Freeman, Jones and fullback Patrick DiMarco all earned Pro Bowl selections and All-Pro honors.

McDaniel spent the 2014 season as wide receivers coach for the Cleveland Browns. In his lone season there, wide receiver Andrew Hawkins had a career-high 824 yards. His receiver unit helped quarterback Brian Hoyer post the only 3,000-yard passing season of his career.

McDaniel's first NFL position coach job came in 2013 with Washington when he was promoted to wide receivers. Wide receiver Pierre Garçon had the best season of his 11-year NFL career, leading the NFL with 113 receptions.

McDaniel spent the 2011-12 seasons with Washington as an offensive assistant. On those staffs, McDaniel worked with current NFL head coaches Matt LaFleur (Green Bay), Sean McVay (L.A. Rams) and Kyle Shanahan (San Francisco).

In 2012, Washington led the league in rushing (169.3) and finished 10-6, winning the NFC East. The team was fourth in scoring offense (27.3) and fifth in total offense (383.2). Running back Alfred Morris rushed for 1,613 yards as a rookie selected in the sixth round. It was the third-highest rushing total by a rookie in NFL history and he earned second-team All-Pro honors.

From 2009-10, McDaniel served as running backs coach for the Sacramento Mountain Lions of the United Football League, where he worked for former NFL head coach, Dennis Green.

McDaniel was an offensive assistant for the Houston Texans from 2006-08 where he worked under three different offensive coordinators in three seasons – Troy Calhoun (2006), Mike Sherman (2007) and Kyle Shanahan (2008).

His first NFL coaching position came as a coaching intern with the Denver Broncos in 2005.

A native of Greeley, Colorado, McDaniel played wide receiver at Yale, where he graduated with a degree in history. He and his wife, Katie, have one daughter, Ayla.

### MIKE MCDANIEL'S COACHING CAREER

2005	Denver Broncos	Coaching Intern
2006-08	Houston Texans	Offensive Assistant
2009-10	Sacramento (UFL)	Running Backs
2011-13	Washington Commanders	Offensive Assistant (2011-12) Wide Receivers (2013)
2014	Cleveland Browns	Wide Receivers
2015-16	Atlanta Falcons	Offensive Assistant
2017-21	San Francisco 49ers	Run Game Specialist (2017) Run Game Coordinator (2018-20) Offensive Coordinator (2021)
2022-present	Miami Dolphins	Head Coach

## COACHING STAFF (OFFENSE)



### FRANK SMITH

OFFENSIVE COORDINATOR  
COLLEGE: MIAMI (OH)  
NFL: 14TH SEASON  
DOLPHINS: SECOND SEASON

Frank Smith joined the Miami Dolphins as offensive coordinator in 2022.

The 2023 season marks the 20th year of coaching for Smith, including 14 at the NFL level and six in the collegiate ranks.

In Smith's first season as an NFL offensive coordinator in 2022, the Dolphins had a top 10 offense for the first time since 1995, ranking sixth and averaging 364.5 yards per game. Quarterback Tua Tagovailoa became the youngest NFL player since 1984 (Dan Marino) to lead the league in passer rating (105.5) and wide receiver Tyreek Hill shattered the team's single-season records for receptions (119) and receiving yards (1,710). Wide receiver Jaylen Waddle had 1,356 receiving yards – the third-most in team history – and led the NFL in receiving average (18.1). The Dolphins were the only NFL team to feature a pair of 1,200-yard receivers that season.

The improvement the offense made in Smith's first season in Miami was notable. The Dolphins went from 25th in total offense in 2021 to sixth in 2022. They moved up 11 spots in scoring offense as well, from 22nd to 11th (23.4 points per game). Miami finished with a winning record and earned a playoff berth for the first time since 2016.

Hill and tackle Terron Armstead were both named starters for the AFC team in the Pro Bowl, marking the first time since 1995 that Miami had two offensive players chosen as Pro Bowl starters. Hill also earned first-team All-Pro honors.

Smith spent the 2021 season as run game coordinator/offensive line coach for the Los Angeles Chargers. He helped the Chargers rank fourth in total offense (390.2) and fifth in scoring offense (27.9). It was the most points the Chargers had scored in a season since 2009. The offensive line helped protect quarterback Justin Herbert, who produced the best season by a passer in Chargers history, throwing for a franchise-record 5,014 yards and 38 touchdowns. Running back Austin Ekeler rushed for 12 touchdowns, the most by a Chargers rusher since Hall of Fame running back LaDainian Tomlinson had 12 in 2009. Smith helped develop center Corey Linsley and rookie tackle Rashawn Slater as both earned second-team All-Pro honors and were selected to the first Pro Bowl of their careers.

From 2018-20, Smith served as tight ends coach for the Oakland/Las Vegas Raiders. He worked closely with tight end Darren Waller, who caught 203 passes for 2,416 yards (11.9 avg.) and 12 touchdowns. His 2,416 receiving yards were third-most by an NFL tight end in that span despite being limited to just four games in 2018, his first season with the Raiders. Prior to 2019, Waller had never recorded more than 100 receiving yards in a season until Smith helped him tally back-to-back 1,000-yard seasons. A tight end led the team in receiving in all three seasons Smith spent with the Raiders.

In 2020, Waller led all NFL tight ends with 107 receptions. His 1,196 receiving yards were the second-most by a tight end in the NFL that season and second-most by a tight end in Raiders history. He also caught nine touchdown passes. It earned Waller the first Pro Bowl selection of his career.

Waller had his breakout season in 2019, catching 90 passes for 1,145 yards (12.7 avg.) and three touchdowns. Entering the 2019 campaign, Waller's previous career highs were 10 receptions and 85 yards in 2016. His 90 receptions and 1,145 yards were both second among NFL tight ends that season. Fabian Moreau led all rookie tight ends with five receiving touchdowns. Raiders tight ends totaled 718 yards-after-catch, which led all NFL tight end groups.

In Smith's first season with the Raiders in 2018, tight end Jared Cook led the team with 68 receptions for 896 yards (13.2 avg.) and six touchdowns. His 68 receptions and 896 receiving yards were the most in his 13-year career and earned him his first Pro Bowl selection.

Smith was the Chicago Bears' tight ends coach from 2015-17. In 2017, tight end Zach Miller totaled 20 receptions for 236 yards (11.8 avg.) and two touchdowns in eight games. In addition to Miller, tight ends Dion Sims (15), Dan Brown (13) and Adam Shaheen (12) all had double-digit receptions.

Miller had the best season of his career in 2016, totaling career highs in receptions (47) and receiving yards (486). Brown was a late-season waiver claim and made an immediate impact, catching a career-high 16 passes for 124 yards (7.8 avg.) and a touchdown in just six games.

In Smith's first season with the Bears in 2015, he helped tight end Martellus Bennett catch 53 passes for 439 yards (8.3 avg.) and three touchdowns in just 11 games. His 53 receptions were second on the team that season. Miller had a career-high five receiving touchdowns after catching 34 passes for 439 yards (12.9 avg.).

Smith's first NFL coaching job came with the New Orleans Saints from 2010-14. He began as a coaching assistant from 2010-11 and was promoted to offensive assistant/offensive line from 2012-14. During those five seasons, the Saints won at least 10 games on three occasions and made the playoffs three times. During his three seasons as offensive assistant/offensive line (2012-14), the Saints were second in the NFL in total offense (407.2) and fifth in scoring offense (26.6).

In 2014, the Saints spread out their offensive attack to multiple weapons. Wide receivers Kenny Stills (931) and Marques Colston (902) both topped 900 receiving yards, tight end Jimmy Graham led the team with 85 receptions and 10 touchdown receptions and running back Mark Ingram II had 964 rushing yards and nine rushing touchdowns. Quarterback Drew Brees passed for 4,952 yards and joined Ingram, Graham and guard Jahri Evans in the Pro Bowl.

The Saints won 11 games in 2014, posting an 8-0 mark at home and securing their first-ever road playoff win. Brees passed for 5,162 yards and 39 touchdowns, earning a Pro Bowl nod. Graham (first team) and Evans (second team) earned All-Pro honors and Pro Bowl selections and Graham led the NFL with 16 receiving touchdowns that season.

In Smith's first season as offensive assistant/offensive line in 2012, he helped two offensive linemen earn Pro Bowl honors – Evans and tackle Jermon Bushrod. Evans also earned first-team All-Pro recognition. The Saints had two 1,000-yard receivers and four players catch at least 60 passes.

The Saints won at least 10 games and advanced to the playoffs in each of Smith's first two seasons with the club (2010-11) as a coaching assistant.

Smith spent four seasons (2006-09) at Butler, beginning his tenure as offensive line coach (2006) before he was promoted to offensive coordinator/offensive line in 2007. He helped the Bulldogs improve from a 4-7 mark in 2007 to an 11-1 record in 2009.

Smith's first coaching position came as a graduate assistant at his alma mater, Miami (Ohio), from 2004-05.

Smith was a captain and three-year starter on the offensive line at Miami (Ohio) from 2001-03. He helped protect quarterback Ben Roethlisberger, who played 18 seasons with the Pittsburgh Steelers.

A native of Milwaukee, Smith graduated from Miami (Ohio) with a degree in organized leadership.

### FRANK SMITH'S COACHING CAREER

2004-05	Miami (OH)	Graduate Assistant
2006-09	Butler	Offensive Line (2006) Offensive Coordinator/Offensive Line (2007-09)
2010-14	New Orleans Saints	Coaching Assistant (2010-11) Offensive Assistant/Offensive Line (2012-14)
2015-17	Chicago Bears	Tight Ends
2018-20	Oakland/Las Vegas Raiders	Tight Ends
2021	Los Angeles Chargers	Run Game Coordinator/Offensive Line
2022-present	Miami Dolphins	Offensive Coordinator



## RICARDO ALLEN

OFFENSIVE ASSISTANT

COLLEGE: PURDUE

NFL: 10TH SEASON

DOLPHINS: SECOND SEASON



2021 (PLAYER)



2016 (PLAYER)

Ricardo Allen joined the Miami Dolphins in 2022 and currently serves as an offensive assistant.

Allen was a special teams assistant for Miami in 2022, the first coaching job of his career. He helped the Dolphins post their third straight winning season (9-8) and advance to the postseason for the first time since 2016. Miami blocked a punt for a touchdown in the Week 9 win at Chicago and linebacker Andrew Van Ginkel finished among the league's top 20 in special teams tackles (12).

Allen spent eight seasons as an NFL safety. He played the first seven years of his career with Atlanta (2014-20) before spending his final season with Cincinnati (2021). Allen appeared in 91 regular-season games with 77 starts, totaling 350 tackles (252 solo), one sack, 11 interceptions, 26 passes defended and one fumble recovery. He also played in nine postseason contests with five starts, recording two interceptions and appearing in two Super Bowls (LI and LVII).

Allen appeared in 14 games with one start for the Bengals in 2021, helping the team win the AFC and advance to Super Bowl LVI. He appeared in all four of the team's playoff games.

The first seven years (2014-20) of Allen's career came in Atlanta, where he started 76 games. Allen started all 19 games – regular season and playoffs – of the Falcons' NFC Championship season in 2016.

Allen originally entered the NFL as a fifth-round pick (147th overall) by Atlanta in the 2014 NFL Draft. He was drafted as a cornerback but made the switch to safety in 2015. He started 14 games in 2015, his first year at the new position.

Allen played collegiately at Purdue, where he was a four-year starter (2010-13) at cornerback. He finished his career as the school's all-time record-holder with four interception returns for touchdowns. His 13 career interceptions ranked second in Purdue history.

A Daytona Beach, Florida native, Allen graduated from Purdue with a degree in sociology. He has four children – Luca, Lennon, Luna and Liv.

## RICARDO ALLEN'S COACHING CAREER

2022-present Miami Dolphins

Special Teams Assistant (2022)  
Offensive Assistant (2023-)



## BUTCH BARRY

OFFENSIVE LINE  
COLLEGE: CENTRAL MICHIGAN  
NFL: EIGHTH SEASON  
DOLPHINS: FIRST SEASON

Butch Barry joined the Miami Dolphins as offensive line coach in 2023.

The 2023 season marks Barry's eighth as an NFL coach, primarily working with the offensive line. He also has 14 years of experience as a collegiate coach.

Barry was Denver's offensive line coach in 2022 where his unit helped block for a rushing attack that gained 1,935 yards. Despite being signed in October and only playing 12 games, running back Latavius Murray rushed for 760 yards, the most he's had in a season since 2017.

In 2021, Barry was San Francisco's assistant offensive line coach. He helped the 49ers advance to the NFC Championship game behind a balanced offensive attack. The offense was tied for 11th in the NFL with just 33 sacks allowed while the running game averaged 127.4 yards per game, which ranked seventh. San Francisco led the league in passing yards per play (8.21) and red zone touchdown percentage (66.7). Barry coached three offensive linemen to the Pro Bowl that season as tackle Trent Williams, guard Laken Tomlinson and center Alex Mack all earned selections. Williams also earned first-team All-Pro honors.

Barry was a senior analyst for Green Bay in 2020. The Packers won 13 games and advanced to the NFC Championship game behind NFL MVP Aaron Rodgers, who passed for a career-high 48 touchdowns, and running back Aaron Jones, who rushed for 1,104 yards in just 14 games.

Barry spent the 2019 season as offensive line coach at the University of Miami, where his unit helped block for two 500-yard rushers and seven 300-yard receivers.

From 2015-18, Barry was the assistant offensive line coach for Tampa Bay, his first NFL coaching position. During his four seasons there, the Bucs had a top 10 total offense three times.

In Barry's first season with the Buccaneers, he helped newly acquired guard Logan Mankins reach the Pro Bowl in his first season with the team. Tampa Bay finished fifth in total offense (375.9) and rushing offense (135.1) that season. Running back Doug Martin was the NFL's second-leading rusher with 1,402 yards. The offense allowed just 27 sacks, tied for fourth-fewest in the league.

Tampa Bay won nine games in 2016, the organization's first winning season since 2010. The offensive line helped protect quarterback Jameis Winston, who passed for 4,090 yards, which is the second-highest total of Winston's career.

Barry helped an offensive line for the ninth-ranked offense in the NFL in 2017, when the Buccaneers

averaged 363.5 yards per game. Tampa Bay was fourth in passing offense (272.9) and had five 500-yard receivers.

In Barry's final season in Tampa Bay in 2018, the Bucs led the league in passing (320.3) and were third in total offense (415.5) despite having multiple quarterbacks start at least seven games.

Barry spent five seasons (2010-14) at his alma mater, Central Michigan, where he coached offensive line (2014) and tight ends (2010-13). In his first season, the Chippewas ranked third in the Mid-American Conference, averaging 389.8 yards per game. They had top three passing offenses in the MAC in both 2010 and 2011. In 2011, tight end David Blackburn led all MAC tight ends with 479 receiving yards and five touchdown receptions.

Barry had several other college coaching positions. In 2009, he was the offensive coordinator/offensive line/recruiting coordinator for North Greenville University. He spent three seasons at Michigan Technological University, serving as offensive line coach (2006) and offensive coordinator/offensive line (2007-08). From 2004-05, Barry was the offensive line coach at Southwest Minnesota State. He began his coaching career as a graduate assistant at Central Michigan from 2002-03.

Barry was a three-year letterman and earned academic All-MAC honors in 2000 as an offensive lineman at Central Michigan. He and his wife, Andrea, have two daughters, Aislin and Bridget, and a son, Finn.

### BUTCH BARRY'S COACHING CAREER

2002-03	Central Michigan	Graduate Assistant
2004-05	Southwest Minnesota State	Offensive Line
2006-08	Michigan Technological University	Offensive Line (2006) Offensive Coordinator/Offensive Line (2007-08)
2009	North Greenville	Offensive Coordinator/Offensive Line/Recruiting Coord.
2010-14	Central Michigan	Tight Ends (2010-13) Offensive Line (2014)
2015-18	Tampa Bay Buccaneers	Assistant Offensive Line
2019	Miami (FL)	Offensive Line
2020	Green Bay Packers	Senior Analyst
2021	San Francisco 49ers	Assistant Offensive Line
2022	Denver Broncos	Offensive Line
2023-present	Miami Dolphins	Offensive Line



## DARRELL BEVELL

QUARTERBACKS/PASSING GAME COORDINATOR

COLLEGE: WISCONSIN

NFL: 23RD SEASON

DOLPHINS: SECOND SEASON



2013



2013, 2014

Darrell Bevell joined the Miami Dolphins as quarterbacks/passing game coordinator in 2022.

The 2023 season marks the 27th year of coaching for Bevell, including 23 years at the NFL level. He has 15 years of experience as an offensive coordinator for four different teams – Minnesota (2006-10), Seattle (2011-17), Detroit (2019-20) and Jacksonville (2021). He's also served as an interim head coach twice – Detroit (2020) and Jacksonville (2021).

Bevell has coached several standout quarterbacks throughout his career including Brett Favre, Russell Wilson and Matthew Stafford. He's also called plays for a Super Bowl-winning team when he was Seattle's offensive coordinator during their Super Bowl XLVIII victory.

In Bevell's first season in Miami in 2022, he helped Tua Tagovailoa become the youngest player to lead the NFL in passer rating (105.5) since Dan Marino in 1984. Tagovailoa also led the league in third-down passer rating (130.1) and red zone passer rating (112.2).

Bevell mentored three quarterbacks who wound up starting multiple games for Miami in 2022 – Tagovailoa, Teddy Bridgewater and Skylar Thompson. That was something the Dolphins had not done since 2007. The group helped Miami finish with a top 10 offense (sixth, 364.5 yards per game) for the first time since 1995 and earn a playoff berth for the first time since 2016. The trio also helped wide receiver Tyreek Hill shatter the single-season franchise records for receptions (119) and receiving yards (1,710).

Bevell was Jacksonville's offensive coordinator in 2021. He also served as the team's interim head coach



for the final four games and led the team to a Week 18 victory over Indianapolis that eliminated the Colts from a playoff berth. Bevell worked closely with rookie quarterback Trevor Lawrence, who set a Jaguars rookie record with 3,641 passing yards. The mark ranked 11th in NFL rookie history.

Bevell spent two seasons (2019-20) as offensive coordinator for Detroit. He helped the Lions finish with the NFL's 10th-best passing offense in both 2019 (243.8) and 2020 (256.5). The Lions were the only team in the NFL to have four different running backs with at least 200 yards rushing in 2019. Bevell spent the final five games of the 2020 campaign as Detroit's interim head coach.

From 2011-17, Bevell was Seattle's offensive coordinator. He helped the Seahawks earn five playoff berths, win three NFC West titles, two NFC championships and one Super Bowl (XLVIII) in that span. Seattle had eight different players combine for 17 Pro Bowl selections during his seven seasons. Two players earned first-team All-Pro honors. The Seahawks had the NFL's second-best rushing offense (131.9) in that span and Seattle's cumulative passer rating of 95.7 was fourth in the league.

During his final six seasons (2012-17) in Seattle, Bevell worked closely with quarterback Russell Wilson, who entered the NFL as a third-round pick (75th overall) in the 2012 NFL Draft. At the time, Wilson had the most wins (65), best passer rating (98.8), third-best interception rate (1.98), fourth-most passing touchdowns (161), fifth-highest completion percentage (64.0) and sixth-most passing yards (22,176) ever by a quarterback in his first six NFL seasons.

Seattle won Super Bowl XLVIII at the end of the 2014 season as Bevell oversaw the best rushing offense in the NFL. The Seahawks averaged 172.6 rushing yards per game, a full 25 yards per game more than any other team in the league. Running back Marshawn Lynch tied for the NFL lead with 13 rushing touchdowns and earned a Pro Bowl selection and second-team All-Pro honors.

Bevell spent five seasons (2006-10) as offensive coordinator for Minnesota, where he helped the Vikings win the NFC North twice and advance to the NFC Championship game in 2009. In his tenure, Bevell helped eight different offensive players earn a total of 15 Pro Bowl selections. Two players earned a total of five first-team All-Pro honors. Running back Adrian Peterson (2007) and wide receiver Percy Harvin (2009) both won NFL Offensive Rookie of the Year.

The Vikings were fourth in the NFL in yards per carry (4.51) from 2006-10. They also ranked fifth in total rushing yards (10,646) and rushing touchdowns (84). Bevell was Minnesota's offensive coordinator when they drafted Peterson in 2007. During his four years coaching him, Peterson rushed for at least 1,200 yards and 10 touchdowns each season. Peterson set the NFL's single-game rushing record with 296 yards in 2007.

Bevell's first NFL coaching job came in 2000 when he joined Green Bay as an offensive assistant/quality control. He was promoted to quarterbacks coach in 2003, where he first coached Pro Football Hall of Fame quarterback Brett Favre. In Bevell's first season as quarterbacks coach, Favre led the NFL with 32 touchdown passes. In 2004, the Packers set a then-team record with 4,449 net passing yards and ranked third in the NFL in total offense (397.3).

Bevell coached wide receivers at Connecticut from 1998-99. In 1998, the Huskies advanced to the NCAA Division I-AA quarterfinals and scored a then-school record 461 points.

Bevell's first coaching position came at Westmar University in 1996 as passing game coordinator/quarterbacks coach. He moved to Iowa State in 1997 as a graduate assistant.


Bevell was a four-year starting quarterback (1992-95) at Wisconsin. He is still the school's all-time leading passer (7,686 yards) and at one point held more than 20 team and conference records. As a sophomore in 1993, Bevell helped Wisconsin clinch a share of the Big Ten title for the first time since 1962 and win the school's first Rose Bowl on Jan. 1, 1994. His 67.8 completion percentage in 1993 was a Big Ten record until 2010.

He began his collegiate career at Northern Arizona in 1989. After redshirting one season, Bevell went on a two-year mission for The Church of Jesus Christ of Latter-day Saints in Cleveland from 1990-91.

A Yuma, Arizona native, Bevell and his wife, Tammy, have three daughters, Kylie, Morgan and Hailey.

### DARRELL BEVELL'S COACHING CAREER

<b>1996</b>	Westmar	Quarterbacks/Passing Game Coordinator
<b>1997</b>	Iowa State	Graduate Assistant
<b>1998-99</b>	Connecticut	Wide Receivers
<b>2000-05</b>	Green Bay Packers	Offensive Assistant/Quality Control (2000-01) Offensive Assistant (2002) Quarterbacks (2003-05)
<b>2006-10</b>	Minnesota Vikings	Offensive Coordinator
<b>2011-17</b>	Seattle Seahawks	Offensive Coordinator
<b>2019-20</b>	Detroit Lions	Offensive Coordinator (2019-20) Interim Head Coach (2020)
<b>2021</b>	Jacksonville Jaguars	Offensive Coordinator (2021) Interim Head Coach (2021)
<b>2022-present</b>	Miami Dolphins	Quarterbacks/Passing Game Coordinator



## JON EMBREE

ASSISTANT HEAD COACH/TIGHT ENDS

COLLEGE: COLORADO

NFL: 18TH SEASON

DOLPHINS: SECOND SEASON



Jon Embree joined the Miami Dolphins as assistant head coach/tight ends in 2022.

The 2023 season marks Embree's 32nd as a coach, primarily at the tight end position. It's his 15th year in the NFL paired with three years of NFL playing experience and 17 seasons as a college coach.

In Embree's first season with Miami in 2022, the Dolphins won nine games and earned a playoff berth for the first time since 2016. His tight ends contributed to a Miami offense that finished in the top 10 (sixth, 364.5 yards per game) for the first time since 1995. The Dolphins also made a big improvement in scoring offense, moving from 22nd in 2021 to 11th (23.4 points per game) in Embree's first season.

He joined the Dolphins after spending five years (2017-21) in San Francisco, where he served as assistant head coach/tight ends. He was primarily responsible for developing tight end George Kittle, who arrived in San Francisco as a fifth-round pick in 2017.

In Kittle's five seasons with Embree, he was the second-most productive tight end in the league, totaling 4,489 receiving yards. He was named first-team All-Pro in 2019 and earned three Pro Bowl selections following the 2018, 2019 and 2021 seasons.

In 2021, Embree helped the 49ers advance to the NFC Championship game. Kittle was fourth among all NFL tight ends with 910 receiving yards despite missing three games due to injury and was named to the Pro Bowl.

In 2020, Kittle missed half the season due to injury but still caught 48 passes for 634 yards (13.2 avg.). His 634 yards ranked third on the team despite missing eight contests. Two other tight ends totaled at least 200 receiving yards in Ross Dwelley (245) and Jordan Reed (231).

San Francisco won the NFC and advanced to Super Bowl LIV at the end of the 2019 season. The 49ers went 13-3, winning the NFC West. Kittle led the 49ers in receptions (85) and receiving yards (1,053) and was one of three NFL tight ends to top 1,000 receiving yards that season. He set the NFL record for the most receiving yards by a tight end through their first three seasons (2,945). Kittle earned first-team All-Pro honors and was named a starter in the Pro Bowl.

Just a year removed from being a fifth-round pick, Kittle had a record-breaking season in 2018. The second-year tight end caught 88 passes for 1,377 yards (15.7 avg.) and five touchdowns. His 1,377 receiving yards led all NFL tight ends and was the most by a tight end in NFL history at the time. He also set a 49ers tight end franchise record with 88 receptions. Kittle earned second-team All-Pro honors and was selected to the Pro Bowl.

In 2017, Embree mentored Kittle during his rookie season. The young tight end finished third on the team in receiving with 43 receptions for 515 yards (12.0 avg.). Tight end Garrett Celek set a single-season career high with four touchdown receptions.

Embree spent three seasons (2014-16) as tight ends coach for the Tampa Bay Buccaneers.

In 2016, the Buccaneers won nine games, posting their first winning season since 2010. Tight end Cameron Brate had the best season so far in his eight-year NFL career, posting career highs in receptions (57), receiving yards (660) and receiving touchdowns (eight). His eight touchdown receptions were tied for the most by an NFL tight end that season. As a unit, Tampa Bay's tight ends caught 11 touchdowns, which was the most by the team's tight ends since 1985.

In 2015, Embree worked with tight end Austin Seferian-Jenkins, who averaged 16.1 yards per catch. The mark was the second-best of any tight end in the NFL that year behind New England's Rob Gronkowski (16.3, min. 20 receptions).

Embree was the tight ends coach of the Cleveland Browns in 2013. He helped tight end Jordan Cameron total 917 receiving yards, second-most by a tight end in the NFL that season. Cameron earned the only Pro Bowl selection of his career the season he was coached by Embree.

From 2011-12, Embree was the head coach at the University of Colorado-Boulder, where he became the third alumnus in school history to be head coach of the football team.

He served as Washington's tight ends coach in 2010 and worked with tight end Chris Cooley, who finished second among NFL tight ends in receptions (77) and third in receiving yards (849) that season.

Embree's first NFL coaching job came in 2006 when he was named tight ends coach for the Kansas City

Chiefs. He spent three seasons (2006-08) there, working with Pro Football Hall of Fame tight end Tony Gonzalez.

In 2008, Gonzalez led all NFL tight ends with 96 receptions for 1,058 yards (11.0 avg.) and 10 touchdowns. Gonzalez also led all NFL tight ends with 99 receptions for 1,172 yards (11.8 avg.) while adding five touchdowns in 2007. It marked the only time in Gonzalez's Hall of Fame career that he had consecutive 1,000-yard campaigns.

Gonzalez earned All-Pro honors and was selected to the Pro Bowl in each of the three seasons he worked with Embree.

Prior to joining the NFL, Embree spent 13 years at the collegiate level. He spent three seasons (2003-05) at UCLA, serving as assistant head coach/wide receivers (2003) and assistant head coach/tight ends (2004-05). He also spent 10 seasons at Colorado (1993-2002), coaching tight ends (1993-94, 1999-2000), defensive ends (1995-98) and wide receivers/kickers (2001-02).

During his collegiate coaching career, Embree mentored two Mackey Award winners, given annually to college football's top tight end. At UCLA, Embree helped tight end Mercedes Lewis earn the honor with 741 receiving yards and 10 touchdowns in 2005. At Colorado, Embree developed tight end Daniel Graham, who won the Mackey Award in 2001 after totaling 753 receiving yards and six touchdowns.

His first coaching job was at Colorado in 1991 as a volunteer assistant. He also coached wide receivers/tight ends at Douglas County (Colo.) High School in 1992.

Embree was a sixth-round pick (166th overall) by the L.A. Rams in 1987. He played two seasons (1987-88) at tight end for the Rams, appearing in 13 games, before suffering a career-ending elbow injury in 1989 with the Seattle Seahawks.

Embree lettered four seasons (1983-86) as a tight end at Colorado. He finished his career with 80 receptions, 1,116 receiving yards and five touchdowns, and graduated with a degree in communications in 1987.

A native of Englewood, California, Embree and his wife, Natalyn, have two sons, Taylor and Connor, and one daughter, Hannah. His father, John Embree, played two seasons (1969-70) for the Denver Broncos.

### JON EMBREE'S COACHING CAREER

<b>1991</b>	Colorado	Volunteer Assistant
<b>1992</b>	Douglas County (Colo.) High School	Receivers/Tight Ends
<b>1993-2002</b>	Colorado	Tight Ends (1993-94) Defensive Ends (1995-98) Tight Ends (1999-2000) Wide Receivers/Kickers (2001-02)
<b>2003-05</b>	UCLA	Assistant Head Coach/Wide Receivers (2003) Assistant Head Coach/Tight Ends (2004-05)
<b>2006-08</b>	Kansas City Chiefs	Tight Ends
<b>2010</b>	Washington Commanders	Tight Ends
<b>2011-12</b>	Colorado	Head Coach
<b>2013</b>	Cleveland Browns	Tight Ends
<b>2014-16</b>	Tampa Bay Buccaneers	Tight Ends
<b>2017-21</b>	San Francisco 49ers	Assistant Head Coach/Tight Ends
<b>2022-present</b>	Miami Dolphins	Assistant Head Coach/Tight Ends



**JOSH  
GRIZZARD**

---

QUALITY CONTROL  
COLLEGE: YALE  
NFL: SEVENTH SEASON  
DOLPHINS: SEVENTH SEASON

Josh Grizzard joined the Miami Dolphins in 2017 and is in his second stint as a quality control coach. He spent the 2020-21 seasons as wide receivers coach and previously served as a quality control coach from 2017-19.

Grizzard helped the Dolphins post three consecutive winning seasons from 2020-22. The 2022 Dolphins won nine games and earned their first playoff berth since 2016. Grizzard worked with the offense, which finished in the top 10 (sixth, 364.5 yards per game) for the first time since 1995. Miami's offense was extremely

efficient, averaging 6.1 yards per play and 7.7 net yards per pass attempt, which were both second-best in the NFL.

In 2021, Grizzard mentored wide receiver Jaylen Waddle, who had the most productive rookie season of any pass-catcher in Dolphins history. Waddle set the NFL's rookie receptions record with 104. The mark shattered the previous Dolphins rookie high of 84 set by wide receiver Jarvis Landry in 2014. His 104 receptions ranked third in Dolphins history regardless of experience. Waddle became the first rookie in team history to top 1,000 receiving yards, finishing with 1,015. He became the 22nd NFL rookie and 11th different Dolphins player to have 1,000 receiving yards in a season.

Grizzard oversaw a receivers unit that had a lot of transition in 2020. Eight different wide receivers caught passes for the Dolphins and five of them set or tied a career high in a major receiving category. Wide receiver DeVante Parker had the second-most productive season of his seven-year NFL career, leading the team with 63 receptions and 793 receiving yards (12.6 avg.). Wide receiver Jakeem Grant had a career-high 36 receptions for 373 yards (10.4 avg.).

As a quality control coach in 2019, Grizzard worked closely with the wide receivers group as Parker compiled one of the best seasons by a receiver in Dolphins history. Parker set career highs in receptions (72), receiving yards (1,202) and receiving touchdowns (9), and his 1,202 receiving yards were the most by a wide receiver in the AFC and ranked fifth among all NFL players. The total was sixth in single-season team history.

In 2018, Grizzard helped the Dolphins offense improve from 24th to ninth in the NFL with a 4.68 yards per carry average. The Dolphins also set an NFL record with three different wide receivers throwing a touchdown in the same season – Albert Wilson, Danny Amendola and Kenny Stills.

Grizzard spent four seasons (2013-16) at Duke where he was a graduate assistant/quality control coach working primarily with the quarterbacks. He was promoted into that role following the 2013 season, when he served as a football operations assistant. Grizzard helped the Blue Devils to their best three-year stretch (2013-15) in school history with 27 total wins, an ACC Coastal division title and three consecutive bowl appearances.

In 2016, he worked with quarterback Daniel Jones and helped the redshirt freshman rank No. 6 in the ACC and lead all conference freshmen with 276.8 yards of total offense per game. Jones went on to be drafted sixth overall by the New York Giants in the 2019 NFL Draft.

In 2015, Grizzard helped first-year starting quarterback Thomas Sirk throw for 2,625 yards and 16 touchdowns while rushing for 803 yards and eight more scores. Sirk became one of just three quarterbacks in ACC history to throw for 2,500-plus yards and rush for 800-plus yards in a single season. His 3,428 total offensive yards were second all-time in single-season school history.

The 2014 Blue Devils featured five All-ACC selections and compiled 421 total points, the second-most in school history. Anthony Boone, the winningest quarterback in the history of Duke football, earned All-ACC honors and the team finished in the top five in six offensive statistics in conference play.

Grizzard played defensive back at Yale and graduated with a degree in political science. He earned his master's degree in Christian studies from Duke.

Grizzard is a native of Zebulon, North Carolina. His last name is pronounced grizz-ARD.

### JOSH GRIZZARD'S COACHING CAREER

<b>2013-16</b>	Duke	Football Operations Assistant (2013) Graduate Assistant (2014-15) Assistant Quarterbacks/Graduate Assistant/Quality Control (2016)
<b>2017-present</b>	Miami Dolphins	Offensive Quality Control (2017-18) Quality Control (2019) Wide Receivers (2020-21) Quality Control (2022-)


### THE MIAMI MIRACLE

On Dec. 9, 2018, the Dolphins defeated New England on a 69-yard touchdown with no time remaining, a win dubbed "The Miami Miracle." It was the first time in team history that the Dolphins won a game on a touchdown with no time remaining in the fourth quarter and the 69-yard score was the longest play to win an NFL game with no time remaining in the fourth quarter since the 1970 AFL/NFL merger.

The play began with a pass from QB Ryan Tannehill to WR Kenny Stills. Stills lateraled the ball to WR DeVante Parker, who then lateraled the ball to RB Kenyan Drake. Drake weaved through defenders and picked up a key block from G Ted Larsen before racing to the end zone for the 34-33 victory.



The play went on to win the 2018 Bridgestone Performance NFL Play of the Year.



## CHANDLER HENLEY

ASSISTANT QUARTERBACKS

COLLEGE: YALE

NFL: SIXTH SEASON

DOLPHINS: SECOND SEASON

Chandler Henley joined the Miami Dolphins as assistant quarterbacks coach in 2022.

The 2023 season marks the 12th year of coaching for Henley, including six at the collegiate level and six in the NFL.

In Henley's first season with Miami, he helped Tua Tagovailoa lead the NFL in passer rating (105.5). Tagovailoa was the youngest player to do this since Dan Marino in 1984. He also led the league in third-down passer rating (130.1) and red zone passer rating (112.2).

Despite injuries forcing Miami to start three different quarterbacks in multiple games for the first time since 2007, the Dolphins finished top 10 in total offense (sixth, 364.5 yards per game). It was Miami's first top 10 offense since 1995. The Dolphins also improved 11 spots in scoring offense, moving from 22nd in 2021 to 11th in 2022 (23.4 points per game). Skylar Thompson, a rookie seventh-round pick, earned his first career win in Week 18 to secure the franchise's first playoff berth since 2016.

Henley spent the 2021 season with the Atlanta Falcons as assistant offensive line coach. He worked with a young offensive line – only one starter was over 26 years old – that helped protect quarterback Matt Ryan, who passed for 3,968 yards. The unit also paved the way for running back Cordarrelle Patterson to total a career-high 1,166 yards from scrimmage in his first season as a full-time starting running back.

From 2018-20, Henley was a quality control coach for the Tennessee Titans, where he worked primarily with the offensive line. During his three seasons there, the Titans were second in the NFL, averaging 144.5 rushing yards per game. Tennessee posted winning seasons in all three years, advanced to the AFC Championship game in 2019 and won 11 games and the AFC South in 2020.

In 2020, the Titans were second in rushing offense (168.1), tied for second in total offense (396.4), fourth in scoring offense (30.7) and sixth in fewest sacks allowed (25). Running back Derrick Henry was named NFL Offensive Player of the Year after rushing for 2,027 yards and 17 touchdowns.

The 2019 Titans finished 9-7 but won playoff games at New England and Baltimore to advance to the AFC Championship game. Henry rushed for an NFL-leading 1,540 yards and 16 touchdowns, earning second-team All-Pro recognition and Pro Bowl honors. Tennessee's rushing attack was third in the league (138.9) and its scoring offense ranked 10th (25.1). Quarterback Ryan Tannehill was the NFL's highest-rated passer (117.5).

In 2018, Henley helped tackle Taylor Lewan earn his third consecutive Pro Bowl appearance. The Titans won nine games despite using multiple quarterbacks. Henry totaled 1,059 rushing yards and 12 rushing touchdowns and the rushing offense was seventh (126.4) in the league.

Henley was the tight ends coach at his alma mater, Yale, from 2015-17. In 2017, Yale went 9-1 and earned its first outright Ivy League championship since 1980. Henley mentored tight end Jaeden Graham, who earned first-team All-Ivy League honors and went on to play for the Atlanta Falcons.

Henley's first coaching position came at Vanderbilt, where he served as offensive/recruiting graduate assistant from 2012-13 and worked with the running backs and wide receivers. He added assistant quarterback coach responsibilities in 2014. Vanderbilt won nine games in back-to-back seasons for the first time in history in 2012-13.


Prior to coaching, Henley worked in sales for IBM and Google. He also worked as a part-time researcher for NBC's Football Night in America.

Henley played wide receiver at Yale from 2002-06, recording 110 career receptions for 1,609 yards (14.6 avg.) and 11 touchdowns. In 2006, he was the sole captain of an Ivy League championship team and led the Bulldogs in receptions, yards and touchdowns.

A native of Littleton, Colorado, Henley graduated with a bachelor's degree in sociology from Yale and earned a master's degree in higher education administration from Vanderbilt. He lives with his wife, Noelle, and step-daughter, Mia.


## CHANDLER HENLEY'S COACHING CAREER

<b>2012-14</b>	Vanderbilt	Offensive/Recruiting Graduate Assistant (2012-13) Assistant Quarterbacks (2014)
<b>2015-17</b>	Yale	Tight Ends
<b>2018-20</b>	Tennessee Titans	Quality Control
<b>2021</b>	Atlanta Falcons	Assistant Offensive Line
<b>2022-present</b>	Miami Dolphins	Assistant Quarterbacks




### LEMUEL JEANPIERRE

**ASSISTANT OFFENSIVE LINE**  
**COLLEGE: SOUTH CAROLINA**  
**NFL: 13TH SEASON**  
**DOLPHINS: FOURTH SEASON**



2013 (PLAYER)



2013 (PLAYER), 2014 (PLAYER)

Lemuel Jeanpierre (pronounced leh-mew-ELL zhon-pee-AIR) joined the Miami Dolphins in 2020 and is in his second stint as assistant offensive line coach, a position he's held since 2022. He was the team's offensive line coach in 2021 and was the assistant offensive line coach in 2020.

The 2023 season marks Jeanpierre's 13th in the NFL – six as a player (2010-15) and seven as a coach (2017-23).

In his first three seasons (2020-22) with the team, the Dolphins posted three consecutive winning seasons for the first time since 2001-03. In 2022, Miami earned a playoff berth for the first time since 2016.

As assistant offensive line coach in 2022, Jeanpierre helped the Dolphins finish with a top 10 offense (sixth, 364.5 yards per game), something Miami had not done since 1995. The Dolphins were second in yards per play (6.1) and second in net yards per pass attempt (7.7). Miami's 35 sacks allowed were tied for the ninth-fewest in the league. Tackle Terron Armstead, who was added as an unrestricted free agent in the offseason, was named a starter for the AFC Pro Bowl team in his first season with Miami.

In 2021, Jeanpierre oversaw a Dolphins offensive line that featured just one starter over the age of 25 and progressed throughout the season. Miami was 21st in the NFL with 19.0 sacks allowed from Weeks 1-8 but after Week 8, they allowed just 21.0 sacks, which was tied for 13th in the league. The Dolphins also improved their rushing attack by more than 25 yards per game in that span.

In his first season with Miami in 2020, Jeanpierre helped the Dolphins win 10 games for the first time since 2016. He helped mentor an offensive line that had three rookies start a combined 37 games and finish in the top half of the league in sacks allowed (34.0, tied for 15th). Tackle Austin Jackson, guard/tackle Robert Hunt and guard Solomon Kindley made history when they became the first trio of Dolphins draft picks to start a game as rookies together on the offensive line.

Prior to joining the Dolphins, Jeanpierre served as the assistant offensive line coach for the Oakland Raiders from 2018-19.

In 2019, Jeanpierre helped the Raiders offensive line limit opponents to just 29.0 sacks. The team had four games where they didn't allow a sack. The 29 sacks allowed were the eighth-fewest in the NFL. The Raiders offensive line also helped running back Josh Jacobs rush for 1,150 yards, becoming the first rookie in team history to have a 1,000-yard rushing season. Two of Oakland's offensive linemen – tackle Trent Brown and center Rodney Hudson – earned Pro Bowl honors.

Jeanpierre's first season with Oakland was in 2018, where he helped a young offensive line that featured two rookie starters – tackle Kolton Miller and tackle Brandon Parker. Miller became the first rookie offensive lineman to start every game for the Raiders since 2011. Parker started 12 consecutive games to end the season. The offensive line helped protect quarterback Derek Carr, who had then-career highs in passing yards (4,049), completion percentage (68.9), completions (381) and yards per attempt (7.3). The Raiders completed 68.7 percent of their passes, breaking the franchise record and ranking fifth in the NFL that season. Hudson and guard Kelechi Osemele were both selected as Pro Bowl alternates.

Jeanpierre earned his first coaching job in 2017 with the Seahawks, where he was hired as an offensive assistant. He focused primarily on the offensive line, where he helped tackle Duane Brown earn his fourth Pro Bowl honor despite not joining the team until Week 9.

Prior to his coaching career, Jeanpierre played six NFL seasons (2010-15) as a center and guard with Seattle, appearing in 63 games with 11 starts. He played in nine postseason games and helped the Seahawks win three NFC West titles and two NFC Championships in addition to Super Bowl XLVIII. He also spent time

with Kansas City (2010) and Detroit (2016).

Jeanpierre began his NFL career as an undrafted college free agent after a collegiate career at South Carolina where he started games on both the offensive and defensive lines.

He was born in Gretna, Louisiana and moved to Orlando, Florida, where he played at Timber Creek High School and earned first-team all-state honors as a defensive lineman. He is of Haitian descent.

Jeanpierre and his wife, Jaylene, have two sons, Isaiah and Kairo, and a daughter, Yana.

### LEMUEL JEANPIERRE'S COACHING CAREER

<b>2017</b>	Seattle Seahawks	Offensive Assistant
<b>2018-19</b>	Oakland Raiders	Assistant Offensive Line
<b>2020-present</b>	Miami Dolphins	Assistant Offensive Line (2020) Offensive Line (2021) Assistant Offensive Line (2022-)



Mike Judge joined the Dolphins in 2019 and currently serves as an offensive assistant.

He was a quality control coach from 2019-20, assistant tight ends coach in 2021 and assisted the personnel department in 2022.

The Dolphins have posted winning seasons (2020-22) in three of Judge's four years with the team, including a playoff appearance in 2022.

As assistant tight ends coach, Judge worked closely with a unit that broke franchise tight end records in back-to-back seasons with a combined 122 receptions for 1,271 yards in 2021. Mike Gesicki's 73 receptions matched the single-season franchise record for a tight end (73, Randy McMichael, 2004) and ranked fifth among all NFL tight ends that year. Gesicki's 780 receiving yards were just 11 shy of the team tight ends record.

Judge helped the Dolphins win 10 games in 2020. It was the team's first 10-win season since 2016. Judge worked closely with the tight ends, who, at the time, had the most productive season by a tight end unit in franchise history. Gesicki, Durham Smythe and Adam Shaheen combined for 91 receptions and 1,061 yards, both team records for the tight end unit. Their 11 receiving touchdowns tied for the most by a tight end group in Dolphins history.

In Judge's first season in Miami in 2019, he helped the Dolphins win five of their final nine contests. Miami defeated two division champions in the final month of the season, knocking off Philadelphia of the NFC East in Week 13 and finishing the season with a road win at the AFC East champion New England Patriots.

Prior to Miami, Judge spent 11 seasons (2008-18) at the Naval Academy, where he coached fullbacks. During his tenure, the Midshipmen went 87-57 (.604), beat Army eight times, earned nine bowl bids, won five bowl games and won five Commander-In-Chief's Trophies.

In 2017, Navy set a school record averaging 351.4 rushing yards per game, which ranked second in FBS. The team capped off the season with a 49-7 win over Virginia in the Military Bowl.

Navy went 7-1 in the American Athletic Conference in 2016 and played in the conference championship game. The Midshipmen made their 13th bowl appearance in the previous 14 seasons and their nine total wins tied for the fifth-most in program history. Navy's offense set school records for points (531), touchdowns (73), touchdowns per game (5.2), rushing touchdowns (61), total offense (6,136 yards) and yards per play (6.8) despite playing four different quarterbacks.

In 2015, Navy won a school-record 11 games, won their 10th bowl game in school history and finished in the top 25 of both major polls. In their first season playing in a conference, the Midshipmen won a share of the AAC West Division. Judge helped fullback Chris Swain earn second-team all-conference honors after he rushed for 1,023 yards.

Prior to Navy, Judge spent one season (2007) at Harvard coaching wide receivers. He was part of the New England Patriots' coaching staff as a defensive assistant in 2005 and an offensive assistant in 2006.

Judge was an option quarterback at Springfield College, where he was a four-year letterwinner (2001-04)



in football and baseball. During his collegiate career, he interned with the Patriots.

Judge and his wife, Jennifer, have two sons, Brecken and Kagan, and a daughter, Kinsley.

### MIKE JUDGE'S COACHING CAREER

2005-06	New England Patriots	Defensive Assistant (2005) Offensive Assistant (2006)
2007	Harvard	Wide Receivers
2008-18	Navy	Fullbacks
2019-present	Miami Dolphins	Quality Control (2019-20) Assistant Tight Ends (2021) Offensive Assistant (2023-)



## MAX McCAFFREY

OFFENSIVE ASSISTANT  
COLLEGE: DUKE  
NFL: FOURTH SEASON  
DOLPHINS: FIRST SEASON

Max McCaffrey joined the Miami Dolphins as an offensive assistant in 2023.

McCaffrey spent the previous three seasons (2020-22) at Northern Colorado, where he coached wide receivers in 2020 and was promoted to offensive coordinator/wide receivers in 2021.

In 2022, McCaffrey oversaw an offense that averaged 228.5 passing yards per game, an improvement of more than 50 yards per game from the prior season. Running back Elijah Dotson earned second-team All-Big Sky honors after finishing fourth in the conference in rushing with 928 yards. Offensive lineman Brady Odom (third team) and quarterback Dylan McCaffrey (honorable mention) also earned All-Big Sky honors.

McCaffrey was promoted to offensive coordinator in 2021 and helped Northern Colorado lead the Big Sky in fewest sacks allowed at 1.18 per game. That mark ranked 15th in FCS that season. Offensive lineman Grant Stephens (second team) and wide receiver Cassidy Woods (honorable mention) earned All-Big Sky recognition.

McCaffrey began his coaching career at Northern Colorado as wide receivers coach in 2020 but the team did not play that season due to COVID-19.


As a player, McCaffrey appeared in six NFL games as a wide receiver for Jacksonville (2017) and San Francisco (2018). He also spent time on practice squads with New Orleans and Green Bay, and was an undrafted free agent signing with Oakland in 2016.

He played collegiately at Duke, where he led the team in receiving as a senior in 2015 with 52 receptions for 643 yards (12.4 avg.) and five touchdowns.

McCaffrey comes from a football family. His father, Ed, played 13 seasons in the NFL with the N.Y. Giants (1991-93), San Francisco (1994) and Denver (1995-2003), earning Pro Bowl honors in 1998. His brother, Christian, is a running back for San Francisco and a two-time Pro Bowl selection (2019, 2022). Another brother, Dylan, recently graduated after playing quarterback at Northern Colorado and Michigan. His youngest brother, Luke, plays wide receiver at Rice.

### DOLPHINS BEFORE AND AFTER BYES

The Dolphins did not have a game preceding their bye in 1992 or 2017 because their season openers were rescheduled to the bye week due to hurricane threats. Since the NFL first instituted the open week in 1990, the Dolphins are 17-15 in games preceding the bye week. Miami owns an 20-14 record in games following a bye week.



## KOLBY SMITH

OFFENSIVE ASSISTANT

COLLEGE: LOUISVILLE

NFL: SEVENTH SEASON

DOLPHINS: FOURTH SEASON

Kolby Smith joined the Miami Dolphins in 2020 and was promoted to offensive assistant in 2022. He served as a quality control coach from 2020-21.

Smith has helped the Dolphins post three consecutive winning seasons from 2020-22, the first time Miami has done this since 2001-03. The Dolphins earned a playoff berth in 2022 for the first time since 2016.

In 2022, Smith worked with an offense that finished in the top 10 (sixth, 364.5 yards per game) for the first time since 1995. Miami averaged 6.1 yards per play, which ranked second in the NFL. Smith worked closely with the running backs as Raheem Mostert (891 rushing yards) and Jeff Wilson Jr. (860 rushing yards – 392 of which came with Miami) both ran for career highs.

Smith worked primarily with the running backs as a quality control coach from 2020-21. He helped develop running back Myles Gaskin – a seventh-round pick (234th overall) in the 2019 NFL Draft – who was the team's leading rusher in both seasons. The Dolphins had winning records in both seasons, the franchise's first back-to-back winning seasons since 2002-03.

Smith came to Miami with seven years of collegiate experience as a running backs coach – one season at Rutgers (2019), five at Louisville (2014-18) and one at Western Kentucky (2013).

He spent the 2019 season helping sophomore running back Isaiah Pacheco improve in several statistical categories from the previous season. Pacheco set career highs in carries (169), rushing yards (729) and rushing touchdowns (7). His seven total touchdowns led the team.

From 2014-18, Smith served as running backs coach at Louisville, his alma mater. In his five seasons, the Cardinals played in four bowl games.

In 2017, Smith helped Louisville set school records in rushing yards (3,186), breaking the record set the previous season (3,148) when Smith also served as running backs coach. Louisville ranked 15th in the nation, averaging 245.1 rushing yards per game in 2017. His three running backs combined to rush for 1,225 yards and 14 touchdowns.

Smith helped running back Brandon Radcliff rush for 903 yards and six touchdowns as a senior in 2016. Louisville posted 37 rushing touchdowns that season and Radcliff went on to the NFL, where he spent part of the 2017 season on Miami's practice squad.

In 2015, Louisville rushed for over 200 yards in four of their final five games of the season. Smith helped the squad average 171.0 rushing yards per game and total 23 rushing touchdowns.

In Smith's first season at Louisville in 2014, he helped the team total 28 rushing touchdowns and average 142.7 rushing yards per game. His backs had six 100-yard rushing games and the Cardinals won nine games and earned a Belk Bowl bid.

Smith's first job as a position coach came in 2013 at Western Kentucky where he coached running backs. He helped mentor running back Antonio Andrews, who set a school record with 1,730 rushing yards that season. Andrews also set school records with 11 100-yard rushing performances that season.

Smith entered the coaching ranks as an assistant strength and conditioning coach at Arkansas in 2012.

He played three seasons with the Kansas City Chiefs after they drafted him in the fifth round (148th overall) in the 2007 NFL Draft. Smith played in 27 career games with nine starts, totaling 162 carries for 540 yards (3.3 avg.) and three touchdowns. He also caught 34 passes for 209 yards (6.1 avg.) and totaled six special teams tackles (five solo).


After having his 2009 season cut short by injury, he spent parts of 2010 with Denver and Jacksonville before retiring.

Smith played collegiately at Louisville, where he helped the Cardinals win 12 games as a senior in 2006. He scored seven touchdowns that season and helped Louisville earn its first BCS bowl victory in the Orange Bowl. During his collegiate career, Smith rushed for more than 1,800 yards and 18 touchdowns.

Smith and his wife, Ashley, have three sons – Kolby Jr., Karter and Klay.

## KOLBY SMITH'S COACHING CAREER

<b>2012</b>	Arkansas	Assistant Strength & Conditioning
<b>2013</b>	Western Kentucky	Running Backs
<b>2014-18</b>	Louisville	Running Backs
<b>2019</b>	Rutgers	Running Backs
<b>2020-present</b>	Miami Dolphins	Quality Control (2020-21) Offensive Assistant (2022-)





# ERIC STUDEVILLE

**ASSOCIATE HEAD COACH/RUNNING BACKS**

**COLLEGE: WISCONSIN-WHITEWATER**

**NFL: 27TH SEASON**

**DOLPHINS: SIXTH SEASON**


2015

2013, 2015

Eric Studesville (pronounced STOO-des-vill) joined the Miami Dolphins in 2018 and was named the team's associate head coach/running backs in 2022. He served as co-offensive coordinator/running backs in 2021 and spent the previous three seasons (2018-20) as running backs coach.

The 2023 season marks Studesville's 27th year in the NFL coaching ranks, including 23 at the running backs position. He has been on the coaching staffs of two conference championship teams (2013 and 2015) and won Super Bowl 50 with the Denver Broncos.

Studesville has helped his running backs earn three Pro Bowl selections – Marshawn Lynch (2008), Willis McGahee (2011) and C.J. Anderson (2014). He's also been the position coach for 10 1,000-yard rushing campaigns with McGahee (3), Tiki Barber (2), Lynch (2), Knowshon Moreno (1), Fred Jackson (1) and Anderson (1).

Studesville helped the Dolphins post three consecutive winning seasons from 2020-22 for the first time since 2001-03. In 2022, Miami earned a playoff berth for the first time since 2016.

Miami finished the 2022 season with a top 10 offense (sixth, 364.5 yards per game), something the franchise had not done since 1995. Studesville helped running backs Raheem Mostert (891 rushing yards) and Jeff Wilson Jr. (860 rushing yards – 392 of which came with Miami) reach career highs as the Dolphins offense averaged 6.1 yards per play, the second-best mark in the league.

Under Studesville, the Dolphins saw their rushing attack improve as the 2021 season progressed. Running back Duke Johnson was signed midseason and Studesville was able to get him up to speed quickly. The Miami native posted the only two 100-yard rushing games of his seven-year career in his only two home starts at Hard Rock Stadium, averaging 112 rushing yards in those contests.

In 2020, Studesville helped mentor two young backs in Myles Gaskin (seventh round pick in 2019) and Salvon Ahmed (undrafted in 2020). Gaskin finished 10th in the NFL in scrimmage yards per game (97.2 ypg, min. 10 games) while Ahmed set a Dolphins undrafted rookie record with 122 rushing yards in a Week 15 win vs. New England.

In Studesville's first season in Miami in 2018, he drastically improved the team's running game. Studesville took the Dolphins from 24th in the NFL, averaging 3.86 yards per carry in 2017, to ninth in the statistic, averaging 4.68 yards per carry in 2018.

Prior to his time in Miami, Studesville spent eight seasons (2010-17) as Denver's running backs coach. He was promoted to assistant head coach in 2017.

Studesville was part of the Broncos' Super Bowl 50 victory at the end of the 2015 season. The team averaged nearly 50 rushing yards per game more during the final seven weeks of the season than the first 10, ranking seventh in the league with 135.1 rushing yards in those final seven games.

In 2014, Studesville helped Anderson earn a Pro Bowl selection despite not making his first career start until Week 11. He became just the fifth undrafted running back in NFL history to earn a Pro Bowl selection.

The 2013 Broncos set the league's scoring record with 606 points. Studesville helped Moreno become the first player in Broncos history to post 1,000 yards rushing (1,038) and 500 yards receiving (548). Denver won the AFC Championship and participated in Super Bowl XLVIII.

Studesville's group in 2011 helped the Broncos lead the NFL in rushing, setting a team record with 164.5 rushing yards per game. McGahee tied for the NFL lead with seven 100-yard rushing games and totaled 1,199 rushing yards on the season.

The 2010 season was Studesville's first in Denver and he helped Moreno become the fifth player in team

history to record 1,000 yards from scrimmage in each of his first two NFL seasons. He was named the team's interim head coach on Dec. 6, 2010 and served in that capacity for the final four games of the season, becoming the first Black head coach in Broncos history. He earned his first win as an NFL head coach on Dec. 26, 2010 vs. Houston.

From 2004-09, Stutesville was the running backs coach for the Buffalo Bills. He added running game coordinator responsibilities in 2008. He coached a 1,000-yard rusher in five of his six seasons in Buffalo, including three straight years to end his tenure there.

Prior to Buffalo, Stutesville was the running backs coach for the New York Giants and helped Barber rush for 1,000 yards in back-to-back seasons.

Stutesville's first NFL stop was the Chicago Bears, where he was an NFL minority coaching fellow during training camp in 1996. He spent four seasons (1997-2000) with the Bears as an offensive quality control coach.

Prior to his NFL coaching career, Stutesville was a defensive assistant in the collegiate ranks. He was a secondary coach at Kent State (1995-96) and Wingate (1994). Stutesville also spent time as a video assistant at North Carolina (1992-93) and a graduate assistant at Arizona (1991).

Stutesville was a defensive back at Wisconsin-Whitewater and graduated with a bachelor's degree in physical education. He earned his master's degree in exercise physiology at Arizona.

Stutesville and his wife, Staci, have one daughter, Sydney, and a son, Eric Jr.

### ERIC STUTESVILLE'S COACHING CAREER

<b>1995-96</b>	Kent State	Secondary
<b>1997-2000</b>	Chicago Bears	Offensive Quality Control
<b>2001-03</b>	N.Y. Giants	Running Backs
<b>2004-09</b>	Buffalo Bills	Running Backs (2004-07) Run Game Coordinator/Running Backs (2008-09)
<b>2010-17</b>	Denver Broncos	Running Backs (2010-16) Interim Head Coach (2010) Assistant Head Coach/Running Backs (2017)
<b>2018-present</b>	Miami Dolphins	Run Game Coordinator/Running Backs (2018) Running Backs (2019-20) Co-Offensive Coordinator/Running Backs (2021) Associate Head Coach/Running Backs (2022-)



## WES WELKER

**WIDE RECEIVERS**

**COLLEGE: TEXAS TECH**

**NFL: 19TH SEASON**

**DOLPHINS: FIFTH SEASON**



2019



2007 (PLAYER)  
2011 (PLAYER)



2008-12  
(PLAYER)

Wes Welker joined the Miami Dolphins as wide receivers coach in 2022.

The 2023 season marks Welker's 19th year of NFL experience including 12 as a player and seven as a coach, working primarily with the wide receiver position. He's coached or played in four Super Bowls and six conference championships.

In 2022, Welker oversaw a group that had more production than any wide receivers room in team history. Tyreek Hill shattered the franchise record for receptions (119) and receiving yards (1,710), breaking Mark Clayton's yardage mark (1,389) that stood since 1984. Hill's 1,710 receiving yards were the most in NFL history by a player in his first season with a new team.

Jaylen Waddle also had a career year in 2022. His 1,356 receiving yards were third in franchise history and seventh in the NFL that season. Waddle led the league with an 18.1 receiving average. The duo combined for 3,066 receiving yards, which was the third-most in a season by a pair of teammates in NFL history.

Miami made huge offensive strides in Welker's first season. The team won nine games, advancing to the playoffs for the first time since 2016. The Dolphins had a top 10 offense (sixth, 364.5 yards per game), something they had not done since 1995. Miami was fourth in passing (265.4), second in yards per play (6.1) and second in net yards per pass attempt (7.7).

Welker spent three seasons (2019-21) as wide receivers coach for San Francisco, helping the 49ers reach two conference championship games and make an appearance in Super Bowl LIV. He worked closely with wide receiver Deebo Samuel, who arrived in San Francisco the same year Welker did as a second-round pick

(36th overall) in 2019, and developed into the NFL's fifth-leading receiver in 2021 (1,405 yards).

In 2021, Welker coached two 800-yard receivers. Samuel's 1,405 receiving yards were ninth in franchise history and the most by any player other than wide receiver Jerry Rice and wide receiver Terrell Owens. Samuel also rushed for 365 yards and his 1,770 scrimmage yards were the most by a 49er since running back Frank Gore had 2,180 in 2006. He earned first-team All-Pro and Pro Bowl honors. Wide receiver Brandon Aiyuk totaled 826 receiving yards and five touchdowns in his second NFL season. Wide receiver Jauan Jennings hauled in five touchdown passes as a rookie despite being a seventh-round pick (217th overall) that year. San Francisco won 10 games and advanced to the NFC Championship game.

Injuries plagued the 49ers offense in 2020 but Welker helped Aiyuk record 60 receptions for 748 yards (12.5 avg.) and five touchdowns in his rookie season despite playing just 12 games. His 748 yards were sixth-most by an NFL rookie that season and the most by any rookie that didn't play in all 16 games. It was also the third-most by a rookie in 49ers history. Wide receiver Kendrick Bourne totaled a then career-high 49 receptions and 667 receiving yards (13.6 avg.).

In Welker's first season as a position coach in 2019, he helped the team win 13 games, win the NFC and advance to Super Bowl LIV. Samuel led the team's wide receivers with 57 receptions for 802 yards (14.1 avg.) as a rookie. His 802 receiving yards were fourth-most by a rookie in the league that season and second-most all-time by a 49ers rookie behind Rice's 927 yards in 1985. Wide receiver Emmanuel Sanders was acquired midseason in a trade with Denver and finished third on the team in both receptions (36) and receiving yards (502).

Welker's first coaching job came as an offensive/special teams assistant with Houston from 2017-18.

In 2018, the Texans finished the season with the fifth-most punt return yards (327) in the league and were seventh in kickoff return average (24.4). Wide receiver DeAndre Hopkins had the best year of his career, totaling 115 receptions for 1,572 yards (13.7 avg.) and 11 touchdowns. His 1,572 receiving yards were second in the NFL that season. He earned first-team All-Pro honors and a Pro Bowl selection.

In 2017, Welker helped Hopkins and wide receiver Will Fuller V combine for 20 receiving touchdowns, which were the most by any pair of teammates in the NFL that year and most by any pair of Texans teammates in franchise history. Hopkins earned first-team All-Pro and Pro Bowl honors after totaling 96 receptions for 1,378 yards (14.4 avg.) and a franchise-record 13 touchdowns.

Welker played 12 NFL seasons as a wide receiver and returner with San Diego (2004), Miami (2004-06), New England (2007-12), Denver (2013-14) and St. Louis (2015). He appeared in 175 games with 102 starts, totaling 903 career receptions for 9,924 yards (11.0 avg.) and 50 touchdowns. On special teams, he had 183 career kickoff returns for 4,138 yards (22.6 avg.) and one touchdown and 264 career punt returns for 2,584 yards (9.8 avg.).

As a player, Welker earned two first-team All-Pro honors (2009, 2011), two second-team All-Pro honors (2007-08) and five Pro Bowl selections (2008-12). He was named to the PFWA All-Rookie team in 2004 and appeared in three Super Bowls (XLII, XLVI and XLVIII). He led the NFL in receptions three times (2007, 2009 and 2011) and holds the record for most receptions by an undrafted wide receiver in NFL history (903).

During Welker's three seasons (2004-06) in Miami, he appeared in 46 games with three starts, totaling 96 receptions for 1,121 yards (11.7 avg.) and one touchdown. He also totaled 127 punt returns for 1,232 yards (9.7 avg.) and 166 kickoff returns for 3,756 yards (22.6 avg.) and one touchdown. Welker still holds Dolphins career records for punt returns (tied with Jake Scott and O.J. McDuffie at 127), kickoff returns (166) and kickoff return yards (3,756). He also holds team single-season marks for punt returns (43 in both 2004 and 2005) and punt return yards (464 in 2004).

Welker attended Texas Tech, where he recorded 259 career receptions for 3,019 yards (11.7 avg.) and 21 touchdowns in addition to 79 carries for 456 yards (5.8 avg.) and two touchdowns. He tied an NCAA record with eight punt return touchdowns and won the Mosi Tatupu Award in 2003 for the best special teams player in college football. Sports Illustrated named him to the publication's all-decade team as a punt returner.

An Oklahoma City native, Welker and his wife, Anna, have three children, Carter, Caroline and Jack.

### WES WELKER'S COACHING CAREER

<b>2017-18</b>	Houston Texans	Offensive/Special Teams Assistant
<b>2019-21</b>	San Francisco 49ers	Wide Receivers
<b>2022-present</b>	Miami Dolphins	Wide Receivers

### DOLPHINS SEND 192 PLAYERS TO PRO BOWL

Since the 1970 AFL-NFL merger, the Dolphins have sent a total of 196 players to the Pro Bowl, including Xavien Howard following the 2018, 2020, 2021 and 2022 seasons. Over the course of those 53 seasons, 105 offensive players, 82 defensive players and nine special teams players have been chosen. The position that has been represented the most is wide receiver, which has occurred on 22 occasions, including the 2022 season when wide receiver Tyreek Hill was selected. The only seasons since 1970 that the Dolphins did not have a player selected to the Pro Bowl were 1980, 1997 and 2019.

## COACHING STAFF (DEFENSE)



### VIC FANGIO

DEFENSIVE COORDINATOR  
COLLEGE: EAST STROUDSBURG  
NFL: 37TH SEASON  
DOLPHINS: FIRST SEASON



2012



2022

Vic Fangio joined the Miami Dolphins as defensive coordinator in 2023.

The 2023 season marks Fangio's 37th in the NFL and he has spent 22 of the past 28 seasons as either an NFL head coach or defensive coordinator.

He has coached four Hall of Fame players – linebacker Kevin Greene, linebacker Rickey Jackson, linebacker Ray Lewis and linebacker Sam Mills – along with the 1991 NFL Defensive Player of the Year, linebacker Pat Swilling. Fangio has served as the position coach, coordinator or head coach for 29 players in seasons they have combined for 51 Pro Bowl selections.

As the defensive play-caller for San Francisco (2011-14), Chicago (2015-18) and Denver (2019-21), Fangio led top 10 scoring defenses in eight of his past 11 seasons as play-caller. He also led top 10 total defenses in seven of his past 11 seasons. Fangio has helped seven different organizations reach the postseason 15 times.

Fangio was most recently a consultant with the Philadelphia Eagles, helping the team advance to Super Bowl LVII.

Fangio was the head coach of the Denver Broncos from 2019-21. In his final season in Denver (2021), the Broncos were third in scoring defense (18.9) and eighth in total defense (326.1). They led the NFL in red zone defense in both 2019 (39.1) and 2020 (47.5), becoming the first team since red zone statistics have been tracked in 1995 to lead the league in the category in back-to-back seasons. Denver finished third in red zone defense in 2021 (50.0). The Broncos were top five in the NFL in fewest defensive penalties in both 2020 (T-3rd, 30) and 2021 (T-2nd, 25).

Fangio made an impact on Denver's defense in his first season with the team in 2019. In addition to the league's top red zone defense, the Broncos also ranked in the top 12 in scoring defense (10th, 19.8), passing defense (11th, 225.6) and total defense (12th, 337.0).

Several Broncos also earned individual honors in 2019. Linebacker Von Miller and wide receiver Courtland Sutton both earned Pro Bowl nods while Simmons earned second-team All-Pro honors. Tight end Noah Fant and guard Dalton Risner were both named to the PFWA All-Rookie team.

From 2015-18, Fangio was Chicago's defensive coordinator. He was named AP NFL Assistant Coach of the Year in 2018 as his Bears defense led the league in scoring (17.7 points allowed per game) and was third in total defense (299.7 yards allowed per game). That Bears defense also led the league in rushing defense (80.0), yards per play (4.8), takeaways (35), interceptions (27), three-and-outs (26.8) and 20+ yard plays allowed (46). They ranked fourth in third-down defense (34.2) and tied for fifth in red zone defense (50.0).

Fangio was San Francisco's defensive coordinator from 2011-14. During that span, the 49ers earned three playoff appearances, won two NFC West titles, advanced to three NFC Championship games, won the conference championship in 2012 and played in Super Bowl XLVII. In his first three seasons (2011-13), the 49ers finished top three in scoring defense each year. Overall, San Francisco was second in the NFL in points allowed (17.4) and third in yards allowed (310.2) while Fangio was defensive coordinator.

Fangio coached 10 different Pro Bowl selections in his time in San Francisco and had at least four representatives at the Pro Bowl in each season from 2011-13. From 2011-12, defensive ends Aldon Smith and Justin Smith, along with linebackers NaVorro Bowman and Patrick Willis, combined for six first-team All-Pro selections.

In 2010, Fangio was the defensive coordinator at Stanford. He improved the team's 69th-ranked defense from 2009 to a No. 10 ranking (17.4 points allowed per game) in 2010, shutting out three Pac-12 opponents. The Cardinal went 12-1 and won the Orange Bowl for the program's first-ever BCS bowl victory as Fangio was named FootballScoop's Defensive Coordinator of the Year.

Fangio spent four years (2006-09) in Baltimore, where he served as assistant to the head coach (2006-08) and linebackers coach (2009). In 2009, he was Hall of Fame linebacker Ray Lewis' position coach. The Ravens made the AFC Divisional Round of the playoffs in three of his four seasons in Baltimore and was the league's top scoring defense (17.0) in that span.

Fangio served as defensive coordinator for three other NFL franchises – Houston (2002-05), Indianapolis (1999-2001) and Carolina (1995-98) – including two inaugural seasons for Houston in 2002 and Carolina in 1995.

The 2002 inaugural Texans ranked third in red zone defense (47.1), seventh in third-down defense (35.5) and ninth in yards per play allowed (5.0).

In Carolina's first season in 1995, Fangio's defense was seventh in total yards allowed (314.2), eighth in scoring (20.3) and totaled 37 takeaways, which ranked fifth. The 1996 Panthers were second in scoring defense (13.6) and led the league in sacks (60), reaching the NFC Championship game in just their second year of existence. The Panthers allowed just 56 points in the second half of regular-season games that year, breaking a Super Bowl-era record previously held by the 1985 Chicago Bears that still stands today.

Fangio's first NFL position was linebackers coach for nine seasons (1986-94) for New Orleans. He coached the team's famed "Dome Patrol," which featured linebackers Rickey Jackson, Vaughan Johnson, Sam Mills and Pat Swilling. That group combined for 18 Pro Bowls, 10 first-team All-Pro selections and one NFL Defensive Player of the Year honor (Swilling, 1991). All four linebackers were selected to the Pro Bowl in 1992, marking the first time in NFL history four players from the same position group on the same team went to the Pro Bowl.


Fangio was a defensive assistant for the Philadelphia/Baltimore Stars of the USFL from 1984-85, where he was a part of back-to-back USFL championships, and was a graduate assistant at the University of North Carolina in 1983. He began his coaching career at Dunmore (Pa.) High School as linebackers coach in 1979 before being promoted to defensive coordinator from 1980-81 and assuming the same position at Milford (Conn.) Academy in 1982.

Fangio was inducted into the Northeast Pennsylvania Hall of Fame in 1993. He's a graduate of East Stroudsburg University, where he earned a degree in health and physical education.

Fangio's family includes his son, Christian, daughter, Cassie, grandson, Xavier, and longtime girlfriend, Kathy Maruyama.

### VIC FANGIO'S COACHING CAREER

1979-81	Dunmore (Pa.) High School	Linebackers (1979) Defensive Coordinator (1980-81)
1982	Milford (Conn.) Academy	Defensive Coordinator
1983	North Carolina	Graduate Assistant
1984-85	Philadelphia/Baltimore Stars (USFL)	Defensive Assistant
1986-94	New Orleans Saints	Linebackers
1995-98	Carolina Panthers	Defensive Coordinator
1999-2001	Indianapolis Colts	Defensive Coordinator
2002-05	Houston Texans	Defensive Coordinator
2006-09	Baltimore Ravens	Assistant to the Head Coach (2006-08) Linebackers (2009)
2010	Stanford	Defensive Coordinator
2011-14	San Francisco 49ers	Defensive Coordinator
2015-18	Chicago Bears	Defensive Coordinator
2019-21	Denver Broncos	Head Coach
2022	Philadelphia Eagles	Consultant
2023-present	Miami Dolphins	Defensive Coordinator



## MATHIEU ARAUJO

ASSISTANT DEFENSIVE BACKS  
COLLEGE: BRIDGEWATER STATE  
NFL: SECOND SEASON  
DOLPHINS: SECOND SEASON

Mathieu Araujo (pronounced uh-ROO-joh) joined the Miami Dolphins as assistant defensive backs coach in 2022.

The 2023 season marks Araujo's second as an NFL coach after spending seven years in the collegiate coaching ranks. He was named Maine's assistant head coach/defensive coordinator in January 2022 before joining the Dolphins.



In Araujo's first season with Miami in 2022, he helped the team earn a playoff berth for the first time since 2016. The Dolphins led the NFL in total defense during the final three weeks of the regular season (245.7 yards allowed per game). Undrafted rookie cornerback Kader Kohou made an instant impact, leading all undrafted rookies in defensive snaps (852), tackles (72) and passes defended (10) that season. Cornerback Xavier Howard earned his fourth Pro Bowl nod and had the third-longest interception return in Dolphins playoff history when he picked off Buffalo's Josh Allen and returned it 49 yards in the AFC Wild Card round.

Araujo spent three seasons (2019-21) at Yale, where he served as defensive backs coach (2019-21) and recruiting coordinator (2020-21). He was promoted to co-defensive coordinator following the 2021 season prior to moving to Maine.

In 2021, Araujo helped Yale lead the FCS in third down defense (22.1 pct.). The Bulldogs finished 19th in total defense (326.9), 21st in rushing defense (117.1) and 22nd in defensive pass efficiency (117.4). Araujo mentored defensive back Rodney Thomas II, who became Yale's first NFL draft pick since 2018 when he was selected by Indianapolis in the seventh round (239th overall) of the 2022 NFL Draft.

In Araujo's first season at Yale (2019), he helped the team total 11 interceptions, which was tied for second in the Ivy League and a big improvement over a last-place finish the previous season when Yale only had three interceptions.

Araujo spent two seasons (2017-18) at Boston College where he began his tenure as an intern and was promoted to graduate assistant in 2018. He primarily worked with the defensive backs and helped the Eagles reach bowl games in both seasons.

Boston College had 18 interceptions in each of Araujo's two seasons there. That mark was tied for fifth in the nation in 2018 and tied for 12th in 2017.

At Boston College, Araujo coached three draft picks – safety Will Harris (2019, 81st overall, Detroit), cornerback Isaac Yiadom (2018, 99th overall, Denver) and cornerback Kamrin Moore (2019, 189th overall, New Orleans).

Araujo also spent time with the Houston Texans after being selected for the Bill Walsh Minority Internship.

His first coaching position came as wide receivers/running backs coach at Maine Maritime Academy in 2015. In 2016, Araujo served as a graduate assistant at Springfield College, where he worked with the outside linebackers and coordinated the special teams units.

An East Freetown, Massachusetts native, Araujo was a four-year letterman as a defensive back at Bridgewater State. He earned his bachelor's degree in physical education from Bridgewater State and a master's degree in education from Springfield College. He and his wife, Elise, have one daughter, Avery.

### MATHIEU ARAUJO'S COACHING CAREER

2015	Maine Maritime Academy	Wide Receivers/Running Backs
2016	Springfield College	Graduate Assistant/Special Teams Coordinator/OLBs
2017-18	Boston College	Intern/Defensive Backs (2017) Graduate Assistant/Defensive Backs (2018)
2019-21	Yale	Defensive Backs/Recruiting Coordinator (2019-20) Co-Defensive Coordinator/Defensive Backs (2021)
2022	Maine	Assistant Head Coach/Defensive Coordinator
2022-present	Miami Dolphins	Assistant Defensive Backs



## KENNY BAKER

ASSISTANT DEFENSIVE LINE  
COLLEGE: GARDNER-WEBB  
NFL: FIRST SEASON  
DOLPHINS: FIRST SEASON

Kenny Baker joined the Miami Dolphins as assistant defensive line coach in 2023.

The 2023 season marks Baker's first as an NFL coach following 11 years in the collegiate ranks.

Prior to joining Miami, Baker spent three seasons at Western Kentucky where he coached defensive ends (2020) and defensive line (2021-22). The Hilltoppers advanced to bowl games in all three seasons, including wins in the last two (2021-22).

In 2022, Western Kentucky had the second-best scoring defense in Conference USA, limiting opponents to just 23.4 points per game. They totaled 32.0 sacks, good for second in the conference, and ranked third in

total defense, allowing 383.9 yards per game. The Hilltoppers defeated South Alabama in the New Orleans Bowl.

Baker worked closely in 2021 with defensive end DeAngelo Malone, the Conference USA Defensive Player of the Year. Malone tied for the conference lead with 16.5 tackles for loss and ranked second with eight sacks. His 88 tackles were the most among all FBS defensive linemen. He was selected by Atlanta in the third round (82nd overall) of the 2022 NFL Draft. Western Kentucky won nine games, including the C-USA East division, and the Boca Raton Bowl.

In Baker's first season with Western Kentucky in 2020, he helped Malone earn first-team All-Conference USA honors. His six sacks were tied for third-most in the conference as the team finished with the second-best pass defense (177.3 pass yards allowed per game) in the C-USA that season.

Baker spent one season at UT-Chattanooga in 2019 where he helped develop three players – Devonsha Maxwell (first team), Khayyan Edwards (second team) and Telvin Jones (second team) – into All-SoCon selections. Maxwell led the Mocs with seven sacks and finished second in the conference with 13 tackles for loss.

Baker was the defensive line coach at Mercer for five seasons (2014-18). In 2017, the Bears led the SoCon in red zone defense (.750), takeaways (25) and turnover margin (+9). Defensive lineman Isaiah Buehler earned first-team All-SoCon honors with 5.5 sacks and 7.5 tackles for loss. In 2015, Mercer had the conference's best scoring defense (21.6).

Baker began his coaching career as a student assistant at his alma mater, Gardner-Webb, in 2009. He moved on to defensive coordinator at Lakeside High School in Evans, Georgia from 2010-12 and was the co-defensive coordinator/linebackers coach at Berry College in 2013.

Baker was a three-year starter on the defensive line at Gardner-Webb, where he was a team captain and earned the team's Defensive Player of the Year award in 2007.

### KENNY BAKER'S COACHING CAREER

2009	Gardner-Webb	Student Assistant
2010-12	Lakeside HS (Ga.)	Defensive Coordinator
2013	Berry College	Co-Defensive Coordinator/Linebackers
2014-18	Mercer	Defensive Line
2019	UT-Chattanooga	Defensive Line
2020-22	Western Kentucky	Defensive Ends (2020) Defensive Line (2021-22)
2023-present	Miami Dolphins	Assistant Defensive Line



## ANTHONY CAMPANILE

LINEBACKERS  
COLLEGE: RUTGERS  
NFL: FOURTH SEASON  
DOLPHINS: FOURTH SEASON

Anthony Campanile (pronounced CAMP-uh-neeel-ee) joined the Miami Dolphins as linebackers coach in 2020.

Miami has posted winning records in all three (2020-22) of Campanile's seasons with the team. In 2022, Campanile helped the team reach the postseason for the first time since 2016.

Campanile's unit helped Miami's stout run defense in 2022 as the Dolphins ranked fourth in the statistic, allowing just 103.0 rushing yards per game. It was the franchise's best run defense since 2011 when they finished third. The Dolphins defense improved down the stretch, leading the NFL in total defense (245.7 yards allowed per game) over the final three weeks of the regular season. Linebackers Jerome Baker and Elandon Roberts both topped 100 tackles, becoming the first Dolphins teammates to go over the century mark together since 2018. Roberts' 104 tackles were a career high. Linebacker Jaelan Phillips led the team in sacks with seven, becoming just the second player in Dolphins history (A.J. Duhe) to have at least seven sacks in each of his first two NFL seasons. Linebacker Melvin Ingram won AFC Defensive Player of the Month in September after he was the only player to record a sack and score a defensive touchdown in the league's opening month.

In 2021, Campanile worked with a diverse group of linebackers that were very active rushing the passer.

The Dolphins finished with 48.0 sacks, one shy of the team record (1983 and 2005). His linebackers tallied 19.5 of those sacks and two of Miami's top three leaders in sacks (Phillips and Baker) were linebackers. Phillips set a Dolphins rookie record with 8.5 sacks. Baker once again led the team in tackles with 92 and became the first Dolphins player since at least 2000 to total 400-plus tackles in his first four NFL seasons.

In his first NFL season in 2020, Campanile helped the Dolphins finish sixth in the league in points allowed per game (21.1). Miami led the NFL in takeaways (29) and third-down defense (31.2 pct.) en route to winning 10 games for the first time since 2016. For the first time in team history, the Dolphins had three linebackers record at least 5.0 sacks in a season – Baker had 7.0, Kyle Van Noy had 6.0 and Andrew Van Ginkel had 5.5. Baker led the team with 111 tackles (69 solo), his second-straight season with at least 100 stops.

In 2019, Campanile served as the linebackers coach at Michigan. He helped mentor Khaleke Hudson and Josh Uche, both of whom earned second-team All-Big Ten honors for the first time in their careers. Hudson led the team with 101 tackles (45 solo), which ranked fifth in the Big Ten, and was a fifth-round pick by Washington in the 2020 NFL Draft. Uche led the team with 8.5 sacks, which were ninth in the Big Ten, and was drafted in the second round of the 2020 NFL Draft by New England.

Campanile spent three seasons (2016-18) at Boston College, where he coached defensive backs (2016-17) and added co-defensive coordinator responsibilities in his final season there (2018). He helped six of his defensive backs earn All-ACC honors and four of his defensive backs were selected in the NFL Draft.

In 2018, the Eagles were 11th nationally with 26 takeaways. Their 18 interceptions tied for the ACC lead and were fifth in FBS. Defensive back Hamp Cheevers earned first-team All-ACC and third-team All-American honors after tying for the FBS lead with seven interceptions that season.

Boston College's 2017 secondary ranked third nationally in pass efficiency defense (101.8) and 12th nationally with 18 interceptions. Defensive back Lukas Denis earned second-team All-ACC and second-team All-America honors after recording seven interceptions, tied for the second-best mark in FBS. Campanile was named National Defensive Backs Coach of the Year for his efforts that season.

In Campanile's first season at Boston College in 2016, he oversaw a defensive backs unit that helped the Eagles defense rank ninth nationally (314.2 yards allowed per game). The unit was fourth in the ACC in passing defense (205.6 passing yards allowed per game).

Prior to that, Campanile spent four seasons (2012-15) coaching both sides of the ball at his alma mater, Rutgers. He was a defensive assistant in 2012 before moving to the offensive side of the ball in 2013, coaching tight ends (2013-14) and wide receivers (2015).

In 2015, Campanile tutored wide receiver Leonte Carroo, who led the Big Ten and tied for 14th nationally with 10 receiving touchdowns. Carroo earned third-team All-Big Ten honors and was selected in the third round (86th overall) in the 2016 NFL Draft by Miami.

As tight ends coach at Rutgers from 2013-14, Campanile helped develop Tyler Kroft, who was selected in the third round (85th overall) of the 2015 NFL Draft. Kroft earned honorable mention All-America honors and was named first-team All-AAC in 2013.

Campanile began his coaching career as a student assistant at Rutgers in 2005. He spent six years as a high school coach in New Jersey, beginning as an assistant at his alma mater, Fair Lawn High School, in 2006, and then five years (2007-11) at Don Bosco Prep. While there, Campanile coached linebackers (2007-09) and served as offensive coordinator (2010-11). His teams won state titles in both of his seasons as offensive coordinator and earned a No. 1 national ranking in 2011.


Campanile played safety and linebacker at Rutgers from 2001-04, graduating with a degree in history. He and his wife, Tracey, have two daughters, Valentina and Serafina, and one son, Anthony.

### ANTHONY CAMPANILE'S COACHING CAREER

<b>2005</b>	Rutgers	Student Assistant
<b>2006</b>	Fair Lawn High School	Assistant
<b>2007-11</b>	Don Bosco Prep	Linebackers (2007-09) Offensive Coordinator (2010-11)
<b>2012-15</b>	Rutgers	Defensive Assistant (2012) Tight Ends (2013-14) Wide Receivers (2015)
<b>2016-18</b>	Boston College	Defensive Backs (2016-17) Co-Defensive Coordinator/Defensive Backs (2018)
<b>2019</b>	Michigan	Linebackers
<b>2020-present</b>	Miami Dolphins	Linebackers

### DOLPHINS NO. 1 OVERALL DRAFT PICKS

The Dolphins have had five former No. 1 overall picks play for the team, but only one was selected by the Dolphins. Former No. 1 picks to play for the Dolphins include wide receiver Irving Fryar (1984 by New England), defensive tackles Steve Emtman (1992 by Indianapolis), Dan Wilkinson (1994 by Cincinnati), defensive end Mario Williams (2006 by Houston) and tackle Jake Long (2008 by Miami). This does not include running back Jim Grabowski (drafted in the 1966 AFL Draft by Miami), but signed instead with the NFL's Green Bay Packers or quarterback Bernie Kosar, who was selected as the first overall pick in the 1985 supplemental draft by the Cleveland Browns before joining the Dolphins later in his career.



## AUSTIN CLARK

DEFENSIVE LINE  
COLLEGE: CALIFORNIA  
NFL: FOURTH SEASON  
DOLPHINS: FOURTH SEASON

Austin Clark joined the Miami Dolphins as outside linebackers coach in 2020 and was promoted to defensive line coach in 2021.

The Dolphins have posted winning seasons in each of Clark's three years with the team (2020-22), something only three other NFL franchises can claim. He helped the Dolphins reach the playoffs in 2022, the team's first postseason berth since 2016.

The Dolphins finished 2022 ranked fourth in the NFL in rushing defense, allowing just 103.0 rushing yards per game. Miami totaled seven sacks in the AFC Wild Card game at Buffalo, the most in any playoff game that postseason and the most in Dolphins playoff history.

Clark has helped develop Christian Wilkins into one of the league's top defensive linemen. In 2022, Wilkins recorded 98 tackles, which was the most in a season by an NFL defensive lineman since at least 1994. With Wilkins' 89 tackles in 2021, he ranks first and third, respectively, on Miami's single-season tackles chart by a defensive lineman since 1986. Wilkins also had 16 tackles for loss in 2022, tied for the ninth-most in the NFL that season.

Defensive tackle Zach Sieler also had a career year with 70 tackles, tied for fifth-most by an NFL defensive lineman in 2022. Sieler became the first Miami player since 2000 to record multiple sacks in a playoff game. He also returned a fumble for a touchdown in the AFC Wild Card match at Buffalo, the first by a Dolphin in the postseason.

In Clark's first season as defensive line coach in 2021, he helped multiple Dolphins defensive linemen have standout seasons. Wilkins' 89 stops were tied for the most by any NFL defensive lineman since 2013 and were the most by a Dolphins defensive lineman since defensive end Jeff Cross had 93 in 1993. Defensive end Emmanuel Ogbah recorded 12 passes defended, which were the most by any NFL defensive lineman since 2016, and had career highs in tackles for loss (nine) and quarterback hits (24). As a unit, the Dolphins finished second in the NFL with 121 quarterback hits and fifth with 48.0 sacks, including eight in one game at New Orleans in Week 16. Miami led the NFL with 28 passes batted down at the line of scrimmage.

As outside linebackers coach in his first season with Miami in 2020, Clark helped the Dolphins defense improve from 32nd to tied for 10th in sacks (41.0). Miami also ranked sixth in the league in points allowed (21.1 per game). The Dolphins led the NFL in takeaways (29) and third-down defense (31.2 pct.) en route to winning 10 games for the first time since 2016. The team had three linebackers total at least 5.0 sacks in the same season for the first time in franchise history, as Jerome Baker had 7.0, Kyle Van Noy had 6.0 and Andrew Van Ginkel had 5.5.

Prior to joining the Dolphins, Clark spent two seasons (2018-19) as the defensive line coach at the University of Illinois.

In 2019, Clark helped the Fighting Illini finish the regular season 6-6 and earn an invitation to the Redbox Bowl, their first bowl appearance since 2014. The team had several notable wins, including an upset of No. 6 Wisconsin and a come-from-behind victory over Michigan State after trailing by 24 points. It was the largest comeback in school history. Junior Oluwole Betiku Jr. played in just 10 games due to injury but recorded nine sacks, which was tied for seventh in the Big Ten and tied for seventh in school history. He earned third-team All-Big Ten honors despite missing the previous season with an injury.

Clark mentored defensive end Bobby Roundtree in 2018, who led the nation in pass breakups by a defensive lineman with seven. His 7.5 sacks that season ranked sixth in the Big Ten.

Prior to Illinois, Clark spent two seasons (2016-17) at Southern California, where he coached defensive linemen and outside linebackers.

In 2017, Clark and the Trojans won the Pac-12 Conference and posted 46 sacks, tied for the most in the nation. He tutored outside linebacker Uchenna Nwosu, who was a second-round pick in the 2018 NFL Draft (48th overall to Los Angeles Chargers), along with defensive tackle Rasheem Green, who was a third-round pick (79th overall to Seattle). Both players earned first-team All-Pac-12 honors and finished in the top 15 nationally in sacks. Green had 10 (tied for 11th) while Nwosu had 9.5 (tied for 15th).

Another future NFL player that Clark mentored at USC was defensive tackle Stevie Tu'ikolovatu, who was selected in the seventh round (223rd overall) of the 2017 NFL Draft by Tampa Bay. Tu'ikolovatu earned

second-team All-Pac-12 honors as a senior in 2016 and was named the Rose Bowl Game Defensive MVP after the Trojans won the Rose Bowl for the first time since Jan. 1, 2009.

Clark began his post-playing career as a recruiting assistant at his alma mater, California, in 2015, where he helped the team win the Armed Forces Bowl.

He spent six years (2009-14) at California as a defensive tackle, earning an additional year of eligibility due to injury. As a sixth-year senior in 2014, Clark started 11 games, earned honorable mention All-Pac-12 recognition and won the Joe Roth Award, given annually by the school to a player who best exemplifies courage, sportsmanship and attitude.

Clark earned his bachelor's degree in American studies from California.

A Tampa native, Clark played prep football at Plant High School, where he helped his team win the 2008 state championship as a senior. He and his wife, Alyssa, have a son, Bear.

### AUSTIN CLARK'S COACHING CAREER

<b>2016-17</b>	Southern California	Assistant Defensive Line/Outside Linebackers
<b>2018-19</b>	Illinois	Defensive Line
<b>2020-present</b>	Miami Dolphins	Outside Linebackers (2020) Defensive Line (2021-)



## STEVE DONATELL

**DEFENSIVE ASSISTANT**

**COLLEGE: WAKE FOREST**

**NFL: SECOND SEASON**

**DOLPHINS: FIRST SEASON**

Steve Donatell joined the Miami Dolphins as a defensive assistant in 2023.

Donatell began his NFL coaching career with the Minnesota Vikings in 2022 as a defensive quality control assistant.

Prior to Minnesota, Donatell spent three seasons (2019-21) at Stanford as a defensive assistant.

Donatell began his coaching career in 2018 at the UT Chattanooga where he coached outside linebackers. The Mocs finished second in the Southern Conference and 14th in the FCS in scoring defense (21.0).

Donatell began his collegiate career at Wake Forest where he played linebacker and tight end. In his senior year in 2015, he earned ACC Academic All-Conference honors. He graduated with a degree in communications. In 2016, he was a graduate transfer tight end at Western Kentucky.

A native of Lone Tree, Colorado, Donatell was a four-sport letterman – football, basketball, track and baseball – at Highlands Ranch High School. Donatell played quarterback, throwing for 1,686 yards and 23 touchdowns in his senior year. He was also the punter and earned first-team All-Colorado honors.

His father, Ed Donatell, is a longtime defensive coordinator who began coaching in the NFL in 1990. His brother, Tom, is the defensive passing game coordinator and secondary coach for the Los Angeles Chargers.

### STEVE DONATELL'S COACHING CAREER

<b>2018</b>	Chattanooga	Outside Linebackers
<b>2019-21</b>	Stanford	Defensive Assistant
<b>2022</b>	Minnesota Vikings	Defensive Quality Control
<b>2023-present</b>	Miami Dolphins	Defensive Assistant

### TAYLOR HAS THREE TOURS OF DUTY WITH DOLPHINS

When Hall of Fame defensive end/linebacker Jason Taylor played in the season opener on Sept. 12, 2011 vs. New England, he became the first player in team history to have been a member of the Dolphins' roster with three different tours of duty interrupted by stints with other teams (1997-07, 2009, 2011).



# WADE HARMAN

SENIOR ASSISTANT  
COLLEGE: DRAKE UNIVERSITY  
NFL: 26TH SEASON  
DOLPHINS: FIRST SEASON

Wade Harman joined the Miami Dolphins as a senior assistant in 2023.

The 2023 season marks Harman's 26th in the NFL. He most recently served as tight ends coach for the Denver Broncos from 2019-21. Harman has spent 22 seasons in the NFL coaching tight ends, including multiple Pro Bowlers.

From 2019-20, Harman helped Broncos tight end Noah Fant set a record for most receptions (102) and receiving yards (1,235) by a tight end through his first two seasons. Fant set the team rookie tight end records for receptions (40) and receiving yards (562) and was named to the PFWA All-Rookie Team in 2019.

Prior to Denver, Harman spent five seasons in Atlanta. In those five seasons, the Falcons' offense ranked third in the NFL in total offense (384.4), fifth in scoring (24.2) and eighth in sacks allowed. In 2016 the Falcons made the playoffs for the first time since 2012 and defeated the Green Bay Packers in the NFC Championship. Under his tutelage, Falcons tight end Austin Hooper was selected to his first Pro Bowl appearance in 2018. Hooper totaled 71 receptions for 660 yards (9.3 avg.) and four touchdowns that season.

Harman spent 15 seasons with the Baltimore Ravens from 1999-2013. He was the only coach that was part of both of the team's Super Bowl Championships – winning Super Bowl XXXV for the 2000 season and Super Bowl XLVII for the 2012 season. He tutored tight end Todd Heap, who earned two consecutive Pro Bowl nods under Harman (2002-03). He also coached Hall of Fame tight end Shannon Sharpe (2000-01), who surpassed Ozzie Newsome to become the NFL record holder for receptions and receiving yards by a tight end.

His NFL coaching career began with the Minnesota Vikings, where he spent two seasons (1997-98) as a coaching assistant and helped tutor the offensive line.


Prior to the NFL, Harman served as offensive coordinator at Morningside College and an offensive coach at the University of the Pacific.

Harman played linebacker at Drake University and Utah State and began his coaching career as a graduate assistant at Utah State. He earned his undergraduate degree at Drake in computer science and his master's degree from Utah State in health, physical education and recreation.

A Corydon, Iowa, native, he and his wife, Angie, have three children – Madison, Rylee and Hunter.

## WADE HARMAN'S COACHING CAREER

<b>1987-91</b>	Utah State	Graduate Assistant (1987-88) Tight Ends (1989-90) Running Backs (1991)
<b>1992-95</b>	University of the Pacific	Offensive Coach
<b>1996</b>	Morningside College	Offensive Coordinator
<b>1997-98</b>	Minnesota Vikings	Coaching Assistant
<b>1999-2013</b>	Baltimore Ravens	Tight Ends/Assistant Offensive Line (1999-2007) Tight Ends (2008-13)
<b>2014-18</b>	Atlanta Falcons	Assistant Offensive Line (2014) Tight Ends (2015-18)
<b>2019-21</b>	Denver Broncos	Tight Ends
<b>2023-present</b>	Miami Dolphins	Senior Assistant



## RENALDO HILL

PASSING GAME COORDINATOR/SECONDARY

COLLEGE: MICHIGAN STATE

NFL: 16TH SEASON

DOLPHINS: FIFTH SEASON

Renaldo Hill begins his second coaching stint with the Miami Dolphins as passing game coordinator/secondary coach in 2023. He previously served as assistant defensive backs coach in 2018 and played for the Dolphins from 2006-08.

Hill returns to Miami following two seasons (2021-22) as defensive coordinator for the L.A. Chargers and two seasons (2019-20) as defensive backs coach for the Denver Broncos.

The 2022 Chargers finished 10-7 and made their first postseason appearance since 2018. Under Hill's tutelage, safety Derwin James Jr. and linebacker Khalil Mack each earned Pro Bowl selections and James was also named second-team All-Pro. James was the AFC Defensive Player of the Month for November after totaling 37 tackles, two sacks, two forced fumbles and one interception. In the final five weeks of the season, the defense ranked third in scoring and total defense and fourth in passing defense. The Chargers went 4-1 in that span and secured a spot in the postseason.

In Hill's first season leading their defense, the Chargers led the NFL in strip sacks with 11 and ranked third in the league with 19 forced fumbles. Outside linebacker Joey Bosa accounted for a league-best seven strip-sacks and earned his third-straight Pro Bowl appearance.

As the defensive backs coach for the Denver Broncos (2019-20), Hill coached safety Justin Simmons to his first Pro Bowl appearance in 2020 following a career-best five-interception season. Simmons also earned second-team All-Pro honors in 2019. In 2019, Hill's secondary ranked 11th in the NFL in pass defense.

In 2018, Hill helped the Dolphins secondary become one of the best in the NFL at creating turnovers. The unit was led by cornerback Xavien Howard, who was selected to his first Pro Bowl and whose seven interceptions were tied for the most in the league. When targeted, Miami's defensive backs combined for 17 picks, good for the second-most in the NFL, and allowed a 93.1 passer rating for opposing quarterbacks, the ninth-lowest in the league. Hill also helped develop rookie safety Minkah Fitzpatrick, whose two interceptions were tied for seventh among NFL rookies while his 80 tackles (51 solo) ranked 10th.

Following a 10-year NFL career as a safety, Hill entered the collegiate coaching ranks. He spent 2015-17 seasons as the secondary coach at the University of Pittsburgh.

In 2017, Hill coached two All-ACC honorees as senior cornerback Avonte Maddox earned third-team honors and junior safety Jordan Whitehead earned honorable mention. Both were selected in the fourth round of the 2017 NFL draft – Whitehead at No. 117 overall to Tampa Bay and Maddox at No. 125 overall to Philadelphia.

Hill helped Whitehead earn second-team All-ACC honors in 2016 after the sophomore totaled 65 tackles, a fumble recovery, a forced fumble and an interception returned for a touchdown. Maddox was one of the ACC's most productive cornerbacks, finishing in the top five in passes defended (fourth, 1.10 per game) and interceptions (fifth, 0.30 per game) despite battling injuries throughout the season.

During the 2015 season, Hill made a big impact mentoring Whitehead in his first year on campus. The true freshman was a consensus Freshman All-American and became the first defensive player to earn ACC Rookie of the Year honors since North Carolina's Dre Bly in 1996. Whitehead earned third-team All-ACC honors, leading the team with 109 tackles (74 solo) and totaling one forced fumble, one fumble recovery, one interception and seven passes defended.

Hill began his coaching career at Wyoming (2012-13) where he served as a graduate assistant in 2012 before he was promoted to cornerbacks coach in 2013. During his tenure there, Hill worked with safety Marqueston Huff, who earned second-team All-Mountain West honors in 2013 and was a fourth-round pick (122nd overall) by Tennessee in the 2014 NFL draft.

Hill played three seasons for the Dolphins from 2006-08 and was a member of the 2008 AFC East division title-winning team. He became the 10th person to have both played and coached for the Dolphins and the first to do this since Bryan Cox played linebacker from 1991-95 and was the team's pass rush coach in 2011. Hill's brother, Ray, also played with the Dolphins from 1998-2000. The duo were the third set of brothers to play for the Dolphins in team history.

During his playing career, Hill played 10 NFL seasons for four different teams – Arizona (2001-04), Oakland (2005), Miami (2006-08) and Denver (2009-10). In 141 games with 114 starts, he totaled 19 interceptions during




his playing career. He originally entered the league as a seventh-round pick (202nd overall) by Arizona in the 2001 NFL draft.

Hill played collegiately at Michigan State, where he was a first-team All-Big Ten honoree as a senior in 2000. He earned his bachelor's degree in retail management from Michigan State in 2012.

### RENALDO HILL'S COACHING CAREER

2012-13	Wyoming	Graduate Assistant (2012) Cornerbacks (2013)
2015-17	University of Pittsburgh	Secondary
2018	Miami Dolphins	Assistant Defensive Backs
2019-20	Denver Broncos	Defensive Backs
2021-22	Los Angeles Chargers	Defensive Coordinator
2023	Miami Dolphins	Passing Game Coordinator/Secondary




## JOE KASPER

**SAFETIES**

**COLLEGE: BALDWIN WALLACE**

**NFL: FIFTH SEASON**

**DOLPHINS: FIRST SEASON**



Joe Kasper joined the Miami Dolphins as safeties coach in 2023.

Kasper spent two seasons (2021-22) with Philadelphia as a defensive quality control coach. The Eagles made the playoffs in both seasons and won the NFC Championship in 2022, advancing to Super Bowl LVII.

In 2022, the Eagles finished 14-3 with the No. 1 seed in the NFC playoffs. Kasper helped the Eagles rank second in total defense (301.5 yards allowed per game) and first in pass defense (179.8 net pass yards per game). Philadelphia totaled 70 sacks, which was 15 more than any other team in the league, and its 17 interceptions was tied for fourth. Outside linebacker Haason Reddick and cornerback Darius Slay were selected to the Pro Bowl while Reddick and cornerback James Bradberry each earned second-team All-Pro honors.

In Kasper's first NFL season in 2021, the Eagles had a winning record and earned a playoff berth. The defense had three Pro Bowl players in Slay, defensive tackle Javon Hargrave and defensive end Josh Sweat. Philadelphia finished the year 10th in total defense (328.8) and had five defensive touchdowns, tied for second-most in the NFL.

Kasper spent three seasons (2018-20) as a graduate assistant at Duke where he worked with defensive backs (2018-19) and quarterbacks (2020).

In 2020, Kasper worked closely with first-year starter Chase Brice, an incoming transfer from Clemson, who passed for 2,180 yards.

In both seasons that Kasper worked with the Duke defensive backs, the Blue Devils held opponents to under 200 passing yards per game. In 2019, Duke's 199.0 passing yards allowed per game was third in the ACC and 24th nationally. In 2018, the Blue Devils allowed 199.5 passing yards per game, which ranked fourth in the ACC and 36th nationally.

Several Duke defensive backs from Kasper's tenure have gone on to play in the NFL. Cornerback Josh Blackwell played in 16 games as an undrafted rookie with Chicago in 2022. Cornerback Michael Carter II was a fifth-round pick (154th overall) by the N.Y. Jets in the 2021 NFL Draft and has played in 32 games with 13 starts over his first two NFL seasons. Cornerback Leonard Johnson signed with the N.Y. Giants in 2023. And cornerback Mark Gilbert signed with Pittsburgh as an undrafted college free agent and played in eight games as a rookie in 2021.

Kasper's first collegiate coaching job came in 2017 as wide receivers coach at John Carroll, the alma mater of Don Shula. He worked closely with wide receiver Brian Kornowski, who led the team with 60 receptions and 707 receiving yards and earned honorable mention All-Ohio Athletic Conference honors as a first-year starter.


Kasper began his coaching career as a defensive backs coach at his alma mater, Mentor High School in Ohio.

He also served as a player personnel and development assistant with the Cleveland Browns from 2013-14. Kasper played safety at Baldwin Wallace University where he was a three-year letterman and earned a degree in political science.

A Mentor, Ohio native, Kasper lives in South Florida with his longtime girlfriend, Tiffany.

## JOE KASPER'S COACHING CAREER

<b>2015-16</b>	Mentor (Ohio) High School	Defensive Backs
<b>2017</b>	John Carroll	Wide Receivers
<b>2018-20</b>	Duke	Graduate Assistant
<b>2021-22</b>	Philadelphia Eagles	Defensive Quality Control
<b>2023-present</b>	Miami Dolphins	Safeties




### SAM MADISON

**CORNERBACKS/PASS GAME SPECIALIST**


**COLLEGE: LOUISVILLE**

**NFL: 17TH SEASON**


**DOLPHINS: 11TH SEASON**




2007 (PLAYER)  
2019



2007 (PLAYER)



2019, 2020



1999-2002  
(PLAYER)

Sam Madison re-joined the Miami Dolphins as cornerbacks/pass game specialist in 2022 after a storied playing career nearly two decades ago.

A member of the franchise's Walk of Fame and voted to the organization's 50th Season All-Time Team, Madison had a nine-year (1997-2005) career as a Dolphins cornerback.

In his first season back in Miami as an assistant coach (2022), Madison helped the Dolphins reach the playoffs for the first time since 2016. He worked closely with cornerback Kader Kohou, an undrafted prospect from NCAA Division II Texas A&M-Commerce. Kohou went on to lead all NFL undrafted rookies in defensive snaps (852), tackles (72) and passes defended (10). He was also among the league's undrafted rookie leaders in forced fumbles (T-1st, 1) and interceptions (T-1st, 1). Madison also helped cornerback Xavien Howard earn the fourth Pro Bowl selection of his career.

Madison began his coaching career in Kansas City, where he spent three seasons (2019-21) as defensive backs/cornerbacks coach. During his tenure, the Chiefs advanced to the AFC Championship game all three years, won two AFC titles and won Super Bowl LIV. Kansas City totaled 47 interceptions in those three seasons, good for seventh in the league. The team was also seventh in scoring defense (21.1) in that span.

In 2021, Madison helped the Chiefs win the AFC West and two playoff games. He worked closely with safety Tyrann Mathieu, who earned Pro Bowl honors and was named Team MVP. The Chiefs were eighth in the NFL in scoring defense (21.4) and tied for fifth in takeaways (29).

The 2020 Chiefs won the AFC with a franchise-record 14 wins in the regular season. Mathieu was selected to the Pro Bowl and earned first-team All-Pro honors. The Chiefs were tied for fifth in the NFL in interceptions (16) and tied for 10th in scoring defense (22.6). He also helped develop rookie cornerback L'Jarius Sneed, who was the highest-graded rookie cornerback by Pro Football Focus that season despite being a fourth-round pick and missing six games due to injury.

Madison was part of a Chiefs team that won Super Bowl LIV at the end of the 2019 season. Kansas City finished seventh in the league in scoring defense (19.3) and eighth in passing defense (221.4). The Chiefs had 16 interceptions, which were tied for fifth in the NFL. Mathieu earned second-team All-Pro honors and was named Team MVP.

Madison played 12 NFL seasons for Miami (1997-2005) and the New York Giants (2006-08). He appeared in 173 games with 154 starts, totaling 473 tackles (381 solo), two sacks, 38 interceptions, 130 passes defended, 11 forced fumbles and six fumble recoveries. He won Super Bowl XLII with the Giants.

Madison is one of the most accomplished cornerbacks in Dolphins history. He was named to four Pro Bowls (1999-2002), earned two first-team All-Pro honors (1999-2000) and two second-team All-Pro honors (1998, 2001). Madison is third in franchise history with 31 career interceptions. He tied for the NFL lead with seven interceptions in 1999.

Madison joined the Dolphins as a second-round pick (44th overall) in 1997 following a standout career at Louisville. He was a two-time All-American and his No. 13 jersey is honored at Louisville's stadium. He earned his bachelor's degree in justice administration.

A Monticello, Florida native, Madison has three children.

## SAM MADISON'S COACHING CAREER

<b>2019-21</b>	Kansas City Chiefs	Defensive Backs/Cornerbacks
<b>2022-present</b>	Miami Dolphins	Cornerbacks/Pass Game Specialist



## RYAN SLOWIK

OUTSIDE LINEBACKERS  
COLLEGE: WISCONSIN-OSHKOSH  
NFL: 14TH SEASON  
DOLPHINS: SECOND SEASON

Ryan Slowik joined the Miami Dolphins as senior defensive assistant in 2022 and was promoted to outside linebackers coach in 2023.

The 2023 season marks Slowik's 14th year of NFL coaching experience, working primarily on the defensive side of the ball.

In his first season with the Dolphins in 2022, Slowik helped the team win nine games and earn a playoff berth, the franchise's first since 2016. Miami's defense steadily improved throughout the season and finished the year ranked fourth in rushing defense (103.0 yards allowed per game). It was the team's best run defense ranking since 2011, when the team finished third. The Dolphins also led the NFL in total defense (245.7 yards allowed per game) in the final three weeks of the regular season.

Slowik served as outside linebackers coach for Cleveland in 2016. The Browns acquired outside linebacker Jamie Collins Sr. at the trade deadline and Slowik quickly helped Collins become a key contributor. In just eight games for the Browns that season, Collins ranked third on the team with 69 tackles (48 solo). He was tied for third with seven tackles for loss and also contributed two sacks. He also worked with outside linebacker Joe Schobert, who played in all 16 games as a rookie.

As assistant defensive line coach for the New York Jets in 2015, Slowik helped the team finish second in the NFL in rushing defense (83.4) and third in yards allowed per carry (3.6). Defensive end Muhammad Wilkerson led the team with 12 sacks and earned his first career Pro Bowl selection. Slowik also worked with rookie defensive end Leonard Williams, who finished fifth among NFL rookie defensive linemen with three sacks that season.

Slowik spent six seasons (2009-14) with the Arizona Cardinals in a variety of defensive assistant coach roles. He was a defensive quality control coach from 2009-11 and was promoted to outside linebackers coach in 2012. He spent the 2013-14 seasons as defensive assistant/defensive backs.

From 2012-14 while serving as a position coach, Slowik helped the Cardinals force 88 takeaways, which was fifth in the league during that span. Arizona also limited opponents to a 35.3 conversion rate on third downs, also fifth in the NFL. The Cardinals posted at least 10 wins in three of his six seasons there.

In 2014, Slowik worked with the defensive backs and two of them – Antonio Cromartie and Patrick Peterson – earned Pro Bowl nods. Arizona finished 11-5 that season, the team's best mark since 1975.

Peterson also earned a Pro Bowl selection in 2013, Slowik's first season working with the defensive backs.

Slowik's first NFL coaching position came with the Denver Broncos where he spent four seasons (2005-08) in a variety of roles. After beginning his tenure as a defensive assistant (2005-06), Slowik was promoted to assistant special teams coach in 2007 and assistant defensive backs coach in 2008.

In 2007, kicker Jason Elam became the first kicker since at least 1970 to convert four walk-off game-winning field goals in the same season.

As a defensive assistant (2005-06) in Denver, Slowik worked closely with the defensive backs. In 2006, cornerback Champ Bailey was the runner-up for NFL Defensive Player of the Year after tying for the NFL lead with 10 interceptions. In 2005, Bailey was named first-team All-Pro and both Bailey and safety John Lynch were selected to the Pro Bowl.

Slowik began his coaching career in 2004 at his alma mater, Wisconsin-Oshkosh, where he served as assistant secondary coach.

He also spent one season (2003) as a personnel intern with the Green Bay Packers.

Slowik played safety at Wisconsin-Oshkosh for three seasons (2001-03). He also played two seasons at Youngstown State (1999-2000).


Slowik's father, Bob, spent 10 seasons as an NFL defensive coordinator for four teams – Chicago (1993-98), Cleveland (1999), Green Bay (2004) and Denver (2007-08). Bob is currently coaching for the Calgary Stampeders of the Canadian Football League. Slowik's brother, Bobby, is currently the offensive coordinator for the Houston Texans.

A Gainesville, Florida native, Slowik and his wife, Valerie, have a son, Tye, and a daughter, Averie.

## RYAN SLOWIK'S COACHING CAREER


2003	Green Bay Packers	Personnel Intern
2004	Wisconsin-Oshkosh	Assistant Secondary
2005-08	Denver Broncos	Defensive Assistant (2005-06) Assistant Special Teams (2007) Assistant Defensive Backs (2008)
2009-14	Arizona Cardinals	Defensive Quality Control (2009-11) Outside Linebackers (2012) Defensive Assistant/Defensive Backs (2013-14)
2015	New York Jets	Assistant Defensive Line
2016	Cleveland Browns	Outside Linebackers
2017	Tennessee	Analyst
2021	Northern Colorado	Consultant
2022-present	Miami Dolphins	Senior Defensive Assistant (2022) Outside Linebackers (2023-)

## COACHING STAFF (SPECIAL TEAMS)



**DANNY**  
**CROSSMAN**

SPECIAL TEAMS COORDINATOR  
COLLEGE: PITTSBURGH  
NFL: 21ST SEASON  
DOLPHINS: FIFTH SEASON

 2003

Danny Crossman joined the Miami Dolphins as special teams coordinator in 2019. He also served as assistant head coach in 2021.

The 2023 season marks Crossman's 31st coaching special teams, including 21 seasons in the NFL. He has been a special teams coordinator for 19 seasons with Carolina (2005-09), Detroit (2010-12), Buffalo (2013-18) and Miami (2019-present).

Crossman helped the Dolphins post winning seasons in three consecutive years from 2020-22. It was the first time Miami had three straight winning seasons since 2001-03. Miami earned a playoff berth in 2022, the franchise's first since 2016.

Crossman has coached kicker Jason Sanders in all but one of Sanders' NFL seasons, helping him become the most accurate kicker in Dolphins history. Sanders enters 2023 having converted 126-of-152 career field goal opportunities, good for 82.9 percent. Sanders had the longest active PAT streak in the NFL during Crossman's tenure, converting 69 straight extra points from Dec. 15, 2019 to Nov. 28, 2021, covering 31 games without a miss. He also made a 50-yard game-winning field goal with 18 seconds remaining on Jan. 8, 2023 to defeat the N.Y. Jets and send Miami to the postseason.

Crossman's units were one of just two teams (Indianapolis) in the NFL to block a punt in each of the past three seasons (2020-22). Two of those blocked punts were returned for touchdowns while the third was returned to the 1-yard line and Miami scored on the next play.

The Dolphins signed veteran punter Thomas Morstead in 2022. The 36-year-old had one of the best years of his career, pinning 28 punts inside the 20, just one shy of his career high. In Week 9, linebacker Jaelan Phillips blocked a punt at Chicago that linebacker Andrew Van Ginkel scooped up and returned 25 yards for a score. It was the longest blocked punt returned for a touchdown in franchise history.

In 2021, Crossman integrated a new punter in Michael Palardy. The free agent signee had one of the best seasons of his career, finishing third in the NFL with 31 punts inside the 20. He ranked fifth in the league with 11 punts inside the 10 and was third with five punts inside the five. Palardy earned AFC Special Teams Player of the Week honors in the Week 13 win vs. the N.Y. Giants after pinning three punts inside the 20 and having a career-long 65-yard punt. The Dolphins also blocked a punt in a Week 12 win over Carolina, as linebacker Duke Riley took the ball off the punter's foot and cornerback Justin Coleman returned it two yards for a touchdown.

Crossman helped the Dolphins win 10 games in 2020 for the first time since 2016. Sanders earned first-team All-Pro honors after tying the franchise points record with 144 that season. His 36 field goals made were

the second-most in the league and second-most in Dolphins history. Sanders' 92.3 field goal percentage was a franchise record. He led the NFL with 20 field goals made from 40-plus yards and won two AFC Special Teams Player of the Month and two AFC Special Teams Player of the Week honors. Punt returner Jakeem Grant finished the year with 330 punt return yards, which ranked second in the NFL. He set the team's punt return touchdown record with his third career punt return score in Week 8 vs. the L.A. Rams. The 88-yard return was the longest in franchise history. According to NFL writer Rick Gosselin's annual special teams rankings, the Dolphins had the seventh-best special teams unit in the NFL in 2020.

Crossman's special teams units had several memorable moments in his first season with Miami in 2019. Sanders earned two AFC Special Teams Player of the Week awards and was named AFC Special Teams Player of the Month for December, after he kicked 13 successful field goals in the final month of the season. He broke a Dolphins single-game record with seven field goals on Dec. 8, 2019 at the N.Y. Jets. One of Sanders' honors came after he caught a 1-yard touchdown pass from punter Matt Haack on Dec. 1, 2019 vs. Philadelphia. The fake field goal was named the NFL Bridgestone Clutch Performance Play of the Year at NFL Honors and marked the first time since 1964 a player who led his team in punts threw a touchdown to a player who led his team in field goal attempts. Grant had a 101-yard kickoff return for a touchdown on Nov. 17, 2019 vs. Buffalo, making him the franchise record-holder with three career special teams return touchdowns.

Prior to Miami, Crossman spent six seasons (2013-18) as Buffalo's special teams coordinator. According to Gosselin's rankings, the Bills had the NFL's second-best special teams unit in 2014 and seventh-best in 2017.

Prior to his tenure in Buffalo, Crossman spent three seasons (2010-12) as the special teams coordinator for Detroit. In 2012, kicker Jason Hanson set a franchise record with 134 points. His 134 points were the most in his 21-year NFL career.

Crossman began his NFL coaching career in 2003 with Carolina as a special teams assistant. He was promoted to special teams coordinator in 2005. In his seven seasons with the Panthers, the team made three playoff appearances, won the NFC South twice and won the NFC Championship in 2003.

Crossman spent 10 seasons as a collegiate coach and worked with the special teams units in all 10 seasons. He began his collegiate coaching career at the U.S. Coast Guard Academy as a special teams/defensive backs coach in 1993. From there he moved to Western Kentucky, where he was a special teams/secondary (1994-95) and special teams/outside linebackers (1996) coach. He spent the 1997-98 seasons at Central Florida, coaching special teams and defensive backs. Crossman moved to Georgia Tech in 1999 and coached special teams/defensive ends from 1999-2000 and special teams/defensive backs in 2001. In 2002, he was a special teams/linebackers coach at Michigan State.

Crossman was an All-American and All-Big East defensive back as a three-year letterman (1987-89) at Pittsburgh. He also started at fullback in the 1988 season. As a senior in 1989, Crossman was a team captain and named the team's MVP, earning second-team All-America honors after posting 62 tackles and one interception. He began his collegiate playing career at Kansas, where he was a Freshman All-American in 1985.

Crossman spent time with Washington (1990) and Detroit (1991) at training camp following his college playing career. He was a team captain and earned All-League honors with the London Monarchs of the World League of American Football in 1991-92. He led the Monarchs to an inaugural World Bowl title in 1991 and was named MVP of the game after securing three interceptions.


Crossman earned a bachelor's degree in business administration and communications from Pittsburgh. He and his wife, Susan, have a son, Kyle, and a daughter, Kaylie.

### DANNY CROSSMAN'S COACHING CAREER

<b>1993</b>	U.S. Coast Guard Academy	Special Teams/Defensive Backs
<b>1994-96</b>	Western Kentucky	Special Teams/Secondary (1994-95) Special Teams/Outside Linebackers (1996)
<b>1997-98</b>	Central Florida	Special Teams/Defensive Backs
<b>1999-2001</b>	Georgia Tech	Special Teams/Defensive Ends (1999-2000) Special Teams/Defensive Backs (2001)
<b>2002</b>	Michigan State	Special Teams/Linebackers
<b>2003-09</b>	Carolina Panthers	Special Teams Assistant (2003-04) Special Teams Coordinator (2005-09)
<b>2010-12</b>	Detroit Lions	Special Teams Coordinator
<b>2013-18</b>	Buffalo Bills	Special Teams Coordinator
<b>2019-present</b>	Miami Dolphins	Special Teams Coordinator (2019-20) Assistant Head Coach/Special Teams Coordinator (2021) Special Teams Coordinator (2022-)

### STOFA TWICE TRADED BY DOLPHINS

The only player for whom the Dolphins received trade value twice is QB John Stofa. Stofa, who joined Miami as a free agent in 1966, was traded on December 26, 1967, to Cincinnati for first- and second-round draft choices in 1968. He re-joined the Dolphins as a free agent in 1969 and was traded on November 23, 1971, to Denver for a seventh-round pick in 1972.



## BRENDAN FARRELL

ASSISTANT SPECIAL TEAMS

COLLEGE: NOTRE DAME

NFL: FIFTH SEASON

DOLPHINS: FIFTH SEASON

Brendan Farrell joined the Miami Dolphins as assistant special teams coach in 2019.

In his tenure with Miami, the team has posted three straight winning seasons (2020-22) for the first time since 2001-03 and earned a playoff berth in 2022 for the first time since 2016. The Dolphins are one of just two NFL teams (Indianapolis) to block a punt in each of the past three seasons (2020-22).

In 2022, it was a special teams play that helped secure Miami's first playoff berth in seven seasons. With 18 seconds remaining in Week 18 vs. the N.Y. Jets, kicker Jason Sanders converted a 50-yard field goal attempt that sent the Dolphins to the postseason. In Week 9 at Chicago, linebacker Jaelan Phillips blocked a punt that was scooped up by linebacker Andrew Van Ginkel. It was returned 25 yards for a touchdown, the longest blocked punt return for a score in team history.

The Dolphins signed a new punter in 2021 and Farrell helped Michael Palardy have one of the most successful seasons of his career. Palardy had a career-high 31 punts inside the 20, which ranked third in the NFL. In the final nine games, Palardy placed 20 punts inside the 20, eight inside the 10 and four inside the five, winning AFC Special Teams Player of the Week honors in Week 13 vs. the N.Y. Giants. The Dolphins also blocked a punt in Week 12 vs. Carolina, as linebacker Duke Riley took the ball off the punter's foot and cornerback Justin Coleman returned it two yards for a touchdown.

In 2020, Farrell helped the Dolphins win 10 games for the first time since 2016. Kicker Jason Sanders set a franchise record by converting 92.3 pct. of his field goals. His 144 total points tied a team record and his 36 field goals were second-most in Dolphins history. Sanders earned first-team All-Pro honors for the first time in his career and won two AFC Special Teams Player of the Month and two AFC Special Teams Player of the Week honors. Punt returner Jakeem Grant was second in the NFL with 330 punt return yards. NFL writer Rick Gosselin ranked the Dolphins seventh in his annual special teams rankings.

In Farrell's first season with the Dolphins in 2019, Miami's special teams had several standout plays. Sanders earned AFC Special Teams Player of the Month for December after he kicked 13 successful field goals in the final month of the season. He was also named AFC Special Teams Player of the Week twice, including after the Dec. 1, 2019 game vs. Philadelphia when Sanders caught a 1-yard touchdown pass from punter Matt Haack on a fake field goal. The play was named the NFL Bridgestone Clutch Performance Play of the Year at NFL Honors. Miami's return units also had success as Grant returned a kickoff 101 yards for a touchdown on Nov. 17, 2019 vs. Buffalo. It was Grant's third career special teams return touchdown, which was a new team record.

Prior to Miami, Farrell spent six seasons (2013-18) as a special teams analyst at the University of Alabama. The Crimson Tide won two national championships, played in four national title games, made five appearances in the College Football Playoff and won four SEC crowns during his tenure. Alabama was 78-8 (.907) overall and went 44-4 (.917) in the SEC during the six seasons he was on staff.

Farrell helped the Crimson Tide special teams become one of the top units in the nation. They led the SEC in total special teams metrics in 2013 and 2018, led the nation with six special teams touchdowns in 2015 and were first in FBS in net punting average in 2013 (42.4) and 2014 (44.7). In 2017, punter J.K. Scott was a finalist for the Ray Guy Award, given annually to the nation's top punter, and earned first-team All-SEC honors. Scott was a first-team All-American and also earned first-team All-SEC honors as a freshman in 2014. He went on to become a fifth-round pick (172nd overall) by Green Bay in the 2018 NFL Draft. In 2013, punter Cody Mandell earned first-team All-SEC honors and wide receiver Christian Jones was named SEC Special Teams Player of the Year.

Prior to Alabama, Farrell spent four years (2009-12) at Northwestern State, where he was assistant head coach, special teams coordinator and coached tight ends. In 2012, his punt return unit was third in FCS with an 18.2 average. In 2011, Farrell's special teams units led the Southland Conference in kickoff returns (25.1 avg.) and field goal percentage (100.0 pct.) and ranked second in kickoff coverage (19.9 avg.).

Farrell was on LSU's coaching staff for three seasons (2006-08), where he helped the Tigers win the 2007 BCS National Championship and SEC Championship. As a quality control coach, Farrell worked closely with tight ends and special teams. He helped mentor kicker Colt David and punter Patrick Fisher, who both earned first-team All-SEC honors in 2007.

Farrell was a graduate assistant at Middle Tennessee State from 2004-05 and began his coaching career as special teams coordinator and running backs coach at Wayne State from 2002-03.


Farrell played linebacker and safety for four seasons (1996-99) at Notre Dame, where he double majored in English and history. He earned his master's degree in sports administration at Wayne State.

Farrell and his wife, Kasia, have three sons, TJ, Gabriel and Patrick.

### BRENDAN FARRELL'S COACHING CAREER

<b>2002-03</b>	Wayne State	Special Teams Coordinator/Running Backs
<b>2004-05</b>	Middle Tennessee State	Defensive Graduate Assistant
<b>2006-08</b>	LSU	Special Teams/Offensive Quality Control
<b>2009-12</b>	Northwestern State	Asst. Head Coach/Special Teams Coordinator/Tight Ends
<b>2013-18</b>	Alabama	Special Teams Analyst
<b>2019-present</b>	Miami Dolphins	Assistant Special Teams

## COACHING STAFF (STRENGTH & CONDITIONING)



### DAVE PULOKA

HEAD STRENGTH & CONDITIONING

COLLEGE: HOLY CROSS

NFL: 17TH SEASON

DOLPHINS: 16TH SEASON

Dave Puloka (pronounced puh-LOH-kuh) joined the Miami Dolphins in 2008 and was promoted to head strength & conditioning coach in 2016. He is the longest-tenured coach on the Dolphins staff and was an assistant strength and conditioning coach from 2008-15.

Puloka oversees all aspects of the players' weight training along with the team's offseason conditioning program and rehabilitation process. In his first season as head strength & conditioning coach in 2016, he helped the team win 10 games and reach the playoffs for the first time since 2008. He also helped Miami to three straight winning seasons from 2020-22, something the franchise had not accomplished since 2001-03. The Dolphins earned another playoff berth in 2022.

Prior to Miami, Puloka spent the 2007 season as the assistant strength & conditioning coach with the Atlanta Falcons, his first year in the NFL. Puloka served as a graduate assistant strength & conditioning coach at the University of Virginia from 2005-06.

Puloka went to training camp with the Cincinnati Bengals as an undrafted college free agent in 2001. He lettered in football and track at Holy Cross (1997-2000), where he played defensive end. His career totals in football included 19 sacks. He served as a team captain on the football team each of his final two years while he was also a first-team All-Patriot League and All-New England performer. Puloka earned his degree in psychology from Holy Cross and his master's degree in exercise physiology from the University of Virginia.

Puloka and his wife, Sela, live in Fort Lauderdale with their son, Noa, and daughter, Lavinia.

### DAVE PULOKA'S COACHING CAREER

<b>2005-06</b>	Virginia	Graduate Assistant Strength & Conditioning Coach
<b>2007</b>	Atlanta Falcons	Assistant Strength & Conditioning Coach
<b>2008-present</b>	Miami Dolphins	Assistant Strength & Conditioning Coach (2008-15) Head Strength & Conditioning (2016-)





## ADAM LACHANCE

ASSISTANT STRENGTH & CONDITIONING

COLLEGE: MIAMI (FL)

NFL: NINTH SEASON

DOLPHINS: NINTH SEASON

Adam Lachance joined the Miami Dolphins in 2015 and was promoted to assistant strength & conditioning coach in 2022. He was a strength & conditioning assistant/sports science coordinator from 2018-21, sports performance assistant from 2015-18 and began his Dolphins tenure as a strength & conditioning intern in 2015.

During his time with the Dolphins, the team has posted four winning seasons (2016, 2020-22), including three in a row, something the franchise had not done since 2001-03.

In his first full season as a sports performance assistant in 2016, the Dolphins won 10 games and earned a playoff spot for the first time since 2008. In his final two years as a strength and conditioning assistant/sports science coordinator in 2020-21, Miami posted its first back-to-back winning seasons since 2002-03. The Dolphins earned a playoff berth – their first since 2016 – and another winning season in Lachance's first year as assistant strength and conditioning coach in 2022.

Lachance is a combat veteran of the United States Army where he served seven years (2006-12) and three combat tours to Afghanistan as a Joint Forward Observer with the 4th Brigade 2/508th Parachute Infantry Regiment of the 82nd Airborne Division stationed out of Fort Bragg, North Carolina.

Lachance was awarded numerous commendations for his military service including two Army Valorous Unit Awards, an Army Commendation Medal with Valor, three Army Commendation medals, three Afghanistan Campaign Medals, Combat Infantry Badge, Combat Action Badge, U.S. Parachutist Badge and an Australian Parachutist Badge.

A Rochester, New Hampshire native, Lachance earned his master's degree in exercise physiology, strength and conditioning from the University of Miami in 2017. He also holds a bachelor's degree in exercise physiology from the University of Miami and an associate's degree in health and fitness science from Sandhill Community College.

### ADAM LACHANCE'S COACHING CAREER

**2015-present** Miami Dolphins

Strength & Conditioning Intern (2015)  
Sports Performance Assistant (2015-18)  
Strength & Conditioning Asst./Sports Science Coord. (2018-21)  
Assistant Strength & Conditioning (2022-)

### DOLPHINS WIN THE NFL'S LONGEST GAME

The Dolphins kicked off the 2018 season on Sept. 9 with a 27-20 victory over Tennessee in the longest game played in the NFL since the 1970 AFL/NFL merger. It took seven hours and eight minutes.

The contest was delayed on two separate occasions due to lightning in the area. The first delay came with 1:11 remaining in the second quarter and lasted one hour and 57 minutes. Following the conclusion of the first half, both teams remained on the field for a halftime duration of three minutes and 30 seconds.

The second delay occurred with 6:57 left in the third quarter and halted play for two hours and two minutes.

At the time of the second stoppage, the Dolphins led 7-3. When play resumed, there was a barrage of scoring as the Dolphins kicked a field goal in the third quarter and both teams scored 17 points each in the fourth quarter, leading Miami to the 27-20 win.

The seven hour and eight minute contest topped the previous NFL record of five hours and 16 minutes in a 2013 game between Chicago and Baltimore.



## PLAYER PERSONNEL



### MARVIN ALLEN

ASSISTANT GENERAL MANAGER

COLLEGE: TULANE

NFL: 31ST SEASON

DOLPHINS: FIFTH SEASON



2001, 2003, 2004



1996, 2001, 2003, 2004, 2007

Marvin Allen joined the Miami Dolphins as assistant general manager in 2019. The 2023 season marks his 31st in the NFL.

Allen assists General Manager Chris Grier in helping to oversee the college and pro scouting departments. During his tenure with the team, the Dolphins have rebuilt a competitive roster and posted three consecutive winning seasons in 2020, 2021 and 2022 for the first time since 2001-03.

In 2022, the Dolphins finished the season 9-8 and secured a playoff berth for the first time since 2016 and just the third time in the past 20 seasons. For the first time since 1995, the Dolphins finished with a top 10 total offense, ranking sixth in yards per game (364.5), second in yards per play (6.1) and fourth in passing offense (265.4).

The 2021 Dolphins won eight of their final nine games, including their final six at home. Eight of Miami's 11 starters on defense were drafted by the Dolphins and all 11 were under the age of 30. That group scored five defensive touchdowns, the team's most in a season since 2001. The Dolphins also swept New England for the first time since 2000.

In 2020, Miami won 10 games despite having the second-youngest roster in the NFL. The Dolphins set a team record by starting 10 different rookies that season, including eight in one game in a Week 15 win vs. New England. Miami's defense led the league in third downs (28.8 pct.) and takeaways (29) and finished sixth in scoring (21.1 points allowed per game).

In Allen's first season with the Dolphins in 2019, he helped Miami add several rookies who made impacts in their first season. First-round pick Christian Wilkins led all NFL rookie defensive linemen with 56 tackles, the fifth-most by a rookie defensive lineman since 2015. Undrafted wide receiver Preston Williams was tied for the NFL lead among rookies with 32 receptions at the time he suffered a season-ending injury, and undrafted cornerback Nik Needham had 11 passes defended, the second-most among all rookies that season.

Allen came to Miami from Buffalo, where he spent two seasons (2017-18) as a national scout. He worked extensively on Buffalo's 2018 draft class that helped net the team several key contributors. Quarterback Josh Allen, selected seventh overall, developed into a Pro Bowl quarterback. Linebacker Tremaine Edmunds, selected 16th overall, led the team in tackles (121) as a rookie and was tied for fourth among all NFL first-year in the statistic.

Allen spent four seasons (2013-16) with the Kansas City Chiefs as their director of college scouting. He helped the team compile a core of young, talented players that played a major role in Kansas City's six consecutive AFC West titles (2016-21) and back-to-back AFC Championships (2019-20). Allen oversaw the college scouting leading up to four drafts (2014-17) and was instrumental in scouting players like quarterback Patrick Mahomes (2017 first round), defensive tackle Chris Jones (2016 second round), wide receiver Tyreek Hill (2016 fifth round), cornerback Marcus Peters (2015 first round), linebacker D.J. Alexander (2015 fifth round) and linebacker Dee Ford (2014 first round).

Allen spent four seasons (2009-12) with Atlanta. He began his tenure there as an eastern regional scout (2009-12) and was promoted to national scout prior to his departure in early 2013. The Falcons achieved consecutive winning seasons for the first time in team history, posting four straight between 2009-12. Allen also played a pivotal role in scouting wide receiver Julio Jones who went on to be selected to seven Pro Bowls and achieved two first-team All-Pro honors.

Allen began his scouting career in New England, where he spent 16 seasons (1993-2008) with the Patriots. The team appeared in four Super Bowls in that span, winning XXXVI, XXXVIII and XXXIX. He spent his final 12 years (1997-2008) with the organization as an area scout.

A graduate of Tulane, Allen was selected in the 11th round (294th overall) of the 1988 NFL Draft by New England. He played four seasons at running back (1988-91), appearing in 37 games and totaling 94 carries for 378 yards (4.0 avg.) and two touchdowns in his career.



Adam Engroff joined the Miami Dolphins in 1999 and was promoted to co-director of player personnel in 2019. In this role, he's been instrumental in rebuilding the roster through the team's college scouting process and the draft.

Engroff oversees the team's college scouting department and is responsible for scouting the top prospects throughout the country. He also assists with scouting other NFL teams and free agents.

Engroff previously spent three seasons (2016-18) as director of college scouting, where he oversaw the team's college scouting department. Prior to that, Engroff spent four seasons (2012-15) as a national scout, where he was responsible for scouting the entire country. He also spent nine seasons (2003-11) as a regional scout covering the Western portion of the country in the team's scouting system.

Engroff first joined the Dolphins in 1999 in the team's college scouting department. During that time, he performed a myriad of functions, including college scouting and draft preparation.

Prior to his tenure with the Dolphins, Engroff worked in football operations for the Orange Bowl Committee from 1998-99. He also worked for the Prep Recruiting Network from 1997-98, where he scouted high school football players.

A native of Topeka, Kansas, Engroff received his undergraduate degree from Kansas State in 1997. He went on to earn his master's degree in sports administration from Lynn University in Boca Raton, Florida, in 2000.

Engroff and his wife, Beth, were named distinguished recipients of the 2020 Luke Award by the St. Luke's Health Foundation in Boise, Idaho, for their work in establishing AJ's Angels Pediatric Cancer Foundation in memory of their son, AJ, and his battle with a pediatric brain tumor.

The couple resides in Boise, with their three sons, Austin, Brody and Beau.



Anthony Hunt joined the Miami Dolphins in 1994 and was promoted to co-director of player personnel in 2019. In this position, Hunt plays a key role in the team's overall roster construction and team-building process.

Hunt works closely with General Manager Chris Grier to continually upgrade the roster through free agent acquisitions, trades, waiver claims and practice squad signings. He assists Head Coach Mike McDaniell and the coaching staff with their weekly preparation for upcoming opponents by providing advance scouting reports during the season.

Hunt is responsible for overseeing the team's pro scouting efforts, which include player evaluations, managing depth charts, organizing tryouts and monitoring transactions around the NFL as well as other professional leagues. Hunt collaborates with football administration and analytics to assess the marketplace

and establish contract values heading into the free agency period. He helps the college scouting department with evaluating prospects, attending pro days and identifying team needs leading up to the annual draft.

Hunt previously served six seasons as director of pro personnel from 2013-18. He was a national scout for the Dolphins and oversaw the Eastern half of the United States from 2009-12. Hunt covered the Southeast, Southwest, Northeast and parts of the Midwest as a regional scout from 2003-08. He was the club's BLESTO representative in his first few seasons as a scout from 2000-02. He was the club's BLESTO representative in his first few seasons as a scout from 2000-02. He was a scouting assistant from 1996-99 after beginning his career as a personnel intern from 1994-95.

During Hunt's tenure with the Miami Dolphins, he has had the privilege of working with legendary coaches and executives Don Shula, Bill Parcells, Jimmy Johnson and Nick Saban.

A Miami native, Hunt attended Archbishop Curley-Notre Dame High School and graduated from St. Thomas University, where he earned a bachelor's degree in sports administration. He and his wife, Suzy, have two sons, Keaton and Marshall, and a daughter, Jolie.



**MATT  
WINSTON**

DIRECTOR OF COLLEGE SCOUTING  
COLLEGE: TEXAS A&M  
NFL: 17TH SEASON  
DOLPHINS: 16TH SEASON


Matt Winston joined the Miami Dolphins in 2008 and was promoted to director of college scouting in 2022. In this role, he leads the team's college scouting and draft process.

Winston has been promoted several times in his Dolphins tenure. He spent three seasons (2019-21) as the assistant director of college scouting. Winston also spent three seasons as a national scout (2016-18). He was a college scout for five seasons (2011-15), focusing on the Southwest region of the country. From 2009-10, Winston served as a player personnel assistant where he had responsibilities in both the pro and college scouting departments. He began his tenure with the Dolphins as a scouting assistant in 2008.

Prior to joining the Dolphins, Winston was the director of football operations at Florida International University in 2007 and worked as a college scouting intern for the Houston Texans in 2006.

Winston completed his bachelor's degree at Texas A&M in economics and earned his MBA from Florida Atlantic University.

A native of Midland, Texas, Winston resides in Frisco, Texas, with his wife and three children.



**RON  
BROCKINGTON**

SENIOR NATIONAL SCOUT  
COLLEGE: MASSACHUSETTS  
NFL: 27TH SEASON  
DOLPHINS: 18TH SEASON


Ron Brockington joined the Miami Dolphins in 2006. He was promoted to national scout in 2016 and senior national scout in 2019.

Brockington came to Miami after spending nine years (1997-2005) in the player personnel department of the New York Jets, including the last seven as a scout. He started full-time with the Jets in 1997 when he worked in the team's personnel department. After two years as an assistant in player personnel, he was elevated to a scout for the 1999 season.

Brockington is a 1997 graduate of the University of Massachusetts-Amherst where he was a three-time letterman (1994-96) after transferring from Syracuse. He had his best year as a senior, when he led the team with 776 rushing yards and six touchdowns on 123 attempts (6.3 avg.).



Brockington earned his bachelor's degree in sports management. During the summers while he was in college (1993-96), Brockington worked in the Jets' operations department where he served in a myriad of roles. From 1991-93, he worked in the club's equipment room as a student assistant. As a high school student, he also helped in the team's marketing department in the summer of 1990.

Brockington is a native of Hempstead, New York, where he was a two-time All-Long Island linebacker (1990-91) at Hempstead High School and the Gatorade Player of the Year for New York. He resides in Indianapolis with his wife, Aixa, daughters, Dajanae and Savaya, and son, Christopher.



**REGGIE  
McKENZIE**

SENIOR PERSONNEL EXECUTIVE  
COLLEGE: TENNESSEE  
NFL: 30TH SEASON  
DOLPHINS: FIFTH SEASON

 1996, 2010  1996, 1997, 2010

Reggie McKenzie joined the Miami Dolphins in 2019 as senior personnel executive. The 2023 season will mark his 30th in the NFL. In his role, he assists Chris Grier and Marvin Allen on scouting pro and college players across the country.

Prior to the Dolphins, McKenzie spent seven years (2012-18) as the general manager of the Oakland Raiders. He was the organization's first general manager since Al Davis was hired as head coach and general manager in 1963.

In 2016, McKenzie was named the NFL's Executive of the Year by Sporting News, The MMQB and the PFWA (Pro Football Writers Association). He helped construct a Raiders team that went 12-4 in the regular season and made the playoffs. It was the team's first playoff appearance and winning season since they won the AFC in 2002. Oakland led the NFL with seven players selected to the Pro Bowl that season, the team's most since 1991. All seven Pro Bowl selections were acquired during McKenzie's tenure.

McKenzie was instrumental in acquiring several outstanding players during his time as Oakland's general manager. In 2014, he drafted linebacker Khalil Mack out of Buffalo. Mack spent four seasons in Oakland (2014-17) and was named first-team All-Pro twice, earned three Pro Bowl selections and was the NFL's 2016 Defensive Player of the Year. In the same draft, the Raiders selected quarterback Derek Carr in the second round. Carr was selected to three Pro Bowls while McKenzie was in Oakland and was tied for third in NFL MVP voting in 2016. With the Raiders' first-round pick in 2015, the team selected wide receiver Amari Cooper, who was named to the PFWA All-Rookie Team and earned three Pro Bowl selections during McKenzie's tenure. With a sixth-round pick in 2013, the Raiders selected running back Latavius Murray, who earned Pro Bowl honors in 2015.

As Oakland's general manager, McKenzie also made a splash in free agency. In 2017, the Raiders signed tight end Jared Cook. In 2018, Cook finished fourth among tight ends with 896 receiving yards and was named to his first career Pro Bowl. Oakland signed safety Reggie Nelson in 2016 and he earned a Pro Bowl selection in his first year with the club. The club brought back safety Charles Woodson in 2013 and Woodson earned second-team All-Pro honors and was selected to the Pro Bowl in 2015.

McKenzie also had success identifying free agent offensive linemen. The Raiders signed guard Kelechi Osemele in the 2016 offseason and Osemele went on to earn back-to-back Pro Bowl selections in 2016 and 2017. He also earned first-team All-Pro honors in 2016. Oakland added tackle Donald Penn in 2014 and Penn produced Pro Bowl seasons in 2016 and 2017.

Prior to Oakland, McKenzie spent 18 years (1994-2011) in the Green Bay Packers' personnel department. He joined the Packers as a pro personnel assistant in 1994, was promoted to director of pro personnel in 1997 and promoted again to director of football operations in 2008.

In McKenzie's 18 seasons in Green Bay, he helped the Packers compile the second-best record (185-103, .642) in the NFL during that span. Green Bay won eight division titles, three conference championships and two Super Bowls (XXXI and XLV).

McKenzie was a 10th-round draft pick (275th overall) by the Los Angeles Raiders in the 1985 NFL Draft and earned all-rookie team honors at linebacker that season. He spent four seasons (1985-88) with the Raiders,

two (1989-90) with the Phoenix Cardinals and one with San Francisco (1992). McKenzie totaled 60 career games played with three sacks and two interceptions. Following his playing career, he spent the 1993 season as a graduate assistant coach at his alma mater, Tennessee.

McKenzie earned his bachelor's degree in business administration with an emphasis in personnel management from Tennessee. A Knoxville native, he was an all-state linebacker and valedictorian at Austin-East High School.

McKenzie is married to June, who is a retired attorney. The couple has two daughters, Jasmin and Mahkayla, and two sons, Reginald Jr. and Jalen. Reginald Jr. was a sixth-round pick (198th overall) by Kansas City in the 2018 NFL Draft. Jalen is currently an offensive lineman for the Seattle Seahawks. Reggie's brother, Raleigh McKenzie, is a two-time Super Bowl champion and played 16 seasons as an offensive lineman in the NFL with Washington (1985-94), Philadelphia (1995-96), San Diego (1997-98) and Green Bay (1999-2000).



**MATT  
LEITCH**

COLLEGE SCOUT  
COLLEGE: OREGON  
NFL: FOURTH SEASON  
DOLPHINS: FOURTH SEASON

Matt Leitch joined the Miami Dolphins in 2020 and was promoted to college scout in 2022. He previously spent two seasons (2020-21) with the team as a scouting assistant.

In his current role, Leitch focuses on scouting the Northeast region of the country. He assists both the college scouting and pro personnel departments in daily operations, assisting with player evaluations and traveling to different colleges around the country.

Leitch joined the Dolphins in 2020 following a brief stint at UNLV as the director of player personnel in 2020. He began his career at Oregon, where he was a recruiting and operations intern in 2016 before being promoted to recruiting assistant in 2017 and assistant director of player personnel in 2019.

Leitch graduated from Oregon with a degree in sports business and a minor in economics.

A Carmel, Indiana native, he currently resides in Baltimore.



**CHASE  
LESHIN**

COLLEGE SCOUT  
COLLEGE: TEXAS  
NFL: 15TH SEASON  
DOLPHINS: 15TH SEASON

Chase Leshin joined the Miami Dolphins in 2009 and was promoted to college scout in 2018. He served as player personnel coordinator/college scout from 2012-17 and was the college scouting coordinator from 2011-12.

In his current role, Leshin focuses on scouting the Southeast region of the country. He assists both the college scouting and pro personnel departments in daily operations, assisting with player evaluations and traveling to different colleges around the country.

Leshin joined the Dolphins in 2009 in the equipment department as a staff assistant and worked as an operations assistant in 2010 before transitioning to the player personnel department in 2011.

A native of Corpus Christi, Texas, Leshin earned a bachelor's degree in marketing from Texas. In his senior

year, he worked for the Longhorn football team in the equipment department, where he received the Darrell K. Royal Memorial Scholarship.

Leshin and his wife, Krysten, have a son, Tanner, and a daughter, Palmer.



Ricky Seale joined the Miami Dolphins as a college scout in 2022.

In his current role, Seale focuses on scouting the Southwest region of the country. He assists both the college scouting and pro personnel departments in daily operations, assisting with player evaluations and traveling to different colleges around the country.

Seale joined the Dolphins in 2022 following four seasons (2018-21) with the Kansas City Chiefs, where he served as a scouting assistant (2018-20) and NFA scout (2021). He originally joined the Chiefs as a personnel intern during the team's training camp in 2017. Seale also served as wide receivers coach at Escondido High School from 2017-18.

Seale played running back at Stanford from 2010-15, where he appeared in 47 games and totaled 205 rushing yards and one touchdown. He was a three-sport athlete at Escondido High School, lettering in football, basketball and track.

A native of San Diego, Seale graduated from Stanford with a degree in psychology. His father, Sam Seale, played 10 years in the NFL for Oakland (1984-87, 1992), San Diego (1988-91) and St. Louis (1993), and is currently a national scout for Green Bay. Seale currently resides in Houston.



Nathan Trott joined the Miami Dolphins as a college scout in 2022.

In his current role, Trott focuses on scouting the West region of the country. He assists both the college scouting and pro personnel departments in daily operations, assisting with player evaluations and traveling to different colleges around the country.

Trott joined the Dolphins in 2022 following 15 seasons (2007-21) with the Houston Texans, where he spent 13 seasons (2009-21) as an area scout covering 21 different states during that time and helping the Texans win six division titles. Trott began his time in Houston as a pro scouting intern from 2007-08. He began his NFL career as a training camp intern with Cleveland in 2005 and 2006, assisting in youth development, the equipment room and the coaching staff.

Trott played cornerback at Elon from 2003-07, where he earned his degree in sports management.

A North Carolina native, he and his wife, Amy, have one son, Smith Nicholas, and currently reside in Phoenix. Trott's father, Bob Trott, was a long-time NFL and college football coach, serving as a defensive coordinator at eight different schools.





## GRANT WALLACE

COLLEGE SCOUT  
COLLEGE: YALE  
NFL: NINTH SEASON  
DOLPHINS: NINTH SEASON

Grant Wallace joined the Miami Dolphins in 2015 and was promoted to college scout in 2018. He spent the 2017 season as a player personnel scout, was a player personnel assistant in 2016 and spent the 2015 season as a scouting intern, assisting both the college and pro personnel departments.

In his current role, Wallace focuses on scouting the Midwest region of the country. He assists both the college scouting and pro personnel departments in daily operations, assisting with player evaluations and traveling to different colleges around the country.

Wallace attended Yale University where he was a three-year letterman and three-year starter at wide receiver. Wallace finished his collegiate career ranked No. 4 all-time in school history in receptions (146) and receiving yards (1,923). He led the FCS in receiving yards per game (113.9) as a senior.

A native of St. Louis, Wallace graduated from Yale with a degree in political science and earned his Master's of Business Administration from Arizona State. He currently resides in St. Louis.



## JIM ABRAMS

SENIOR SCOUT  
COLLEGE: KENT STATE  
NFL: 32ND SEASON  
DOLPHINS: SECOND SEASON



Jim Abrams joined the Miami Dolphins as a senior scout in 2022.

Abrams joined the Dolphins with 30 years of NFL scouting experience. Most recently, he spent three seasons (2019-21) with the Raiders as director of college scouting and seven seasons (2012-18) with Dallas as an area scout. Abrams spent seven seasons (2005-11) with Tampa Bay, first as an area scout (2005) before being promoted to national scout in 2006. He spent 13 seasons (1992-2004) with San Francisco, serving as a scouting assistant (1992-93), regional scout (1994-2000) and national scout (2001-04).

Abrams played free safety at Kent State, where he earned a degree in physical education. Upon graduation, he began a coaching career as a graduate assistant at UNLV (1988), Purdue (1989-90) and Ohio State (1991), coaching linebackers.

### DOLPHINS DRAFTED FROM FLORIDA COLLEGES

The Dolphins have selected a player from a Florida university in 26 of the team's 58 college drafts. Overall, the Dolphins have drafted 47 players from a Florida school. With the selection of linebacker Jaelan Phillips out of the University of Miami in 2021, the Dolphins have selected a player from the state of Florida nine times in the first round. The University of Miami leads the way with 18 Dolphins draftees, followed by 14 from the University of Florida, eight from Florida State University, four from the University of Tampa, two from Bethune-Cookman and one from Florida A&M.



## MINH LUU

PLAYER PERSONNEL COORDINATOR  
COLLEGE: CENTRAL FLORIDA  
NFL: NINTH SEASON  
DOLPHINS: EIGHTH SEASON

Minh Luu joined the Miami Dolphins in 2016 and was promoted to player personnel coordinator in 2018. He spent the 2017 season as a college scouting staff assistant and the 2016 season as a team operations staff assistant prior to being promoted to his current role.

In his role, Luu assists with organizing and managing the day-to-day operation of the club's college scouting department. He is responsible for analyzing and organizing the information gathered on draft-eligible players, assisting with the assigning of crosscheck coverage nationwide during the fall season, planning the yearly player personnel calendar, overseeing the club's scouting database and coordinating the logistics of the team's Top 30 Visits, Local Day, All-Star Games, Private Workouts and the NFL Combine. He also works in collaboration with the club's personnel directors to develop and enhance the technological scouting systems. Additionally, Luu assists with player evaluations and traveling to different colleges around the country.

Prior to joining the Dolphins, Luu spent the 2015 season as a video intern with the Detroit Lions. He also worked three seasons with the Orlando Predators of the Arena Football League, most recently serving as the director of football operations and player personnel manager.

A native of Westminster, California, Luu earned his bachelor's degree in radio and television from the University of Central Florida, where he also minored in sports business management.



## J.P. CORREIA

PRO SCOUT  
COLLEGE: MASSACHUSETTS  
NFL: SEVENTH SEASON  
DOLPHINS: SIXTH SEASON

J.P. Correia joined the Miami Dolphins in 2018 and was promoted to pro scout in 2022. He previously spent three years (2019-21) as player personnel scout and began his Dolphins tenure as a scouting assistant in 2018.

Correia is responsible for monitoring personnel moves throughout the NFL, evaluating professional players and advance scouting of opponents.

Prior to joining the Dolphins, Correia spent the 2017 season as a pro personnel intern for the New York Giants. He served as assistant director of football operations at the University of Massachusetts-Amherst during the 2015-16 seasons.

A native of Fall River, Massachusetts, Correia earned his bachelor's degree in sports management from UMass.



# ANDY HOWELL

PRO SCOUT  
COLLEGE: OHIO  
NFL: 11TH SEASON  
DOLPHINS: EIGHTH SEASON

Andy Howell joined the Miami Dolphins in 2016 and was promoted to pro scout in 2018. He previously served as a player personnel scout (2017) and staff assistant (2016). In his current role, he monitors personnel moves throughout the NFL, evaluates professional players and performs advance scouting of future opponents.

Howell joined the Dolphins after one year (2015) at Western Michigan, where he oversaw all aspects of the football recruiting department as the director of player personnel, including initial player evaluation, coordinating recruiting visits, arranging coaches recruiting schedules and management of social media accounts.

Prior to that, Howell spent two years (2013-14) with the New York Jets as a pro personnel intern, where he evaluated professional players, coordinated free agent workouts, created player profile tapes and assisted with player database management. He also spent one season with the Cleveland Browns as a college scouting assistant in 2012 and was a training camp intern in the Browns scouting department in 2011.

Howell was a walk-on safety at the University of Kansas prior to earning his bachelor's degree in sports management from Ohio University. He was a student assistant at Ohio, where he worked primarily with the defensive line and in the recruiting department.

A native of Avon Lake, Ohio, Howell lives in South Florida with his wife, Tara, and son, Liam.

## INDEX OF DOLPHINS FACTS

200-Yard Rushing Performances	122	No. 1 Overall Draft Picks	49
1,000-Yard Rushers, Two On Same Team	191	Orange Bowl	267
Alonso Scored Late Interception Touchdown	180	Passing Offense in the 1980s	204
Brothers in Dolphins History	158	Player-Coaches in Dolphins History	130
Bye Weeks, Record Before and After	40	Playoff Shutouts	261
Changes of Game Dates and Venues	313	Points Scored and Allowed Leaders	147
Coaching Longevity, Dolphins	188	Pro Bowl MVPs	156
Dolphins Name	523	Pro Bowl Players	44
Father-Son Combinations in Dolphins History	142	Pro Bowl Touchdowns	145
Flipper	193	Receiving, Dual 100-Yard Games	234
Florida Colleges, Dolphins Drafted From	68	Rushing, Dual 100-Yard Games	250
Hard Rock Stadium Goes Hollywood	577	Rushing Offense In The 1970s	211
Home Wins, Consecutive	132	Sacks Allowed, Dolphins Among League Leaders	214
International Games, Dolphins In	349	Shula Is Coach To Hall of Famers	420
Logo History	77	Shula, Don Coaching Longevity	208
Longest Drives, Dolphins History	262	Shula, Statue	175
Longest Game	61	Stofa, John Traded Twice	58
Men Of The Year	266	Taylor Had Three Tours of Duty With Miami	51
Miami Miracle	36	Training Camp History	93
Mountaineer Shot	268	Wake Gave Miami A Walk-Off Win	203
National Champions	186	Win Streaks, Regular Season	139

# FOOTBALL ADMINISTRATION



**SCOTT BULLIS**  
Senior Director, Team Operations

NFL: 14th Season  
DOLPHINS: 14th Season



**MAX NAPOLITANO**  
Director, Football Administration & Strategy

NFL: 8th Season  
DOLPHINS: 8th Season



**DREW BROOKS**  
Director, Team Security

NFL: 8th Season  
DOLPHINS: 8th Season



**ALEX MARTIN**  
Director, Player Engagement

NFL: 3rd Season  
DOLPHINS: 3rd Season



**MAX MULITZ**  
Director, Coaching Analytics

NFL: 8th Season  
DOLPHINS: 7th Season



**TODD NIELSON**  
Special Projects – Coaching

NFL: 20th Season  
DOLPHINS: 2nd Season



**JOHN PARENTI**  
Director, Sports Nutrition

NFL: 5th Season  
DOLPHINS: 5th Season



**TOM PASQUALI**  
Assistant to the Head Coach

NFL: 10th Season  
DOLPHINS: 10th Season



**OLIVIA PASSY**  
Sr. Manager, Football & Business Administration

NFL: 4th Season  
DOLPHINS: 4th Season




**NATE HAMMETT**  
Manager, Team Operations

NFL: 3rd Season  
DOLPHINS: 3rd Season



**ADRIANA GONZALEZ**  
Assistant Team Dietician

NFL: 3rd Season  
DOLPHINS: 3rd Season



**JOSH WOODS**  
Sports Science Coordinator/  
Strength & Conditioning Asst.

NFL: 4th Season  
DOLPHINS: 3rd Season



**ELLA SUMMER**  
Football Analyst

NFL: 3rd Season  
DOLPHINS: 3rd Season



**SARA LOBELSKY**  
Coordinator, Team Operations & Family Services

NFL: 3rd Season  
DOLPHINS: 3rd Season



**ANNIE BERGER**  
Executive Assistant,  
Football Operations

NFL: 17th Season  
DOLPHINS: 17th Season



**IRMA GONZALEZ**  
Executive Assistant,  
Football Operations

NFL: 19th Season  
DOLPHINS: 19th Season

## ATHLETIC TRAINING



**KYLE JOHNSTON**  
Head Athletic Trainer

NFL: 7th Season  
DOLPHINS: 6th Season



**TROY MAURER**  
Associate Head Athletic Trainer

NFL: 33rd Season  
DOLPHINS: 32nd Season



**NAOHISA INOUE**  
Associate Athletic Trainer

NFL: 14th Season  
DOLPHINS: 14th Season



**JON BOONE**  
Director of Rehabilitation/  
Assistant Athletic Trainer

NFL: 7th Season  
DOLPHINS: 6th Season



**JASMIN GRIMES**  
Assistant Athletic Trainer

NFL: 5th Season  
DOLPHINS: 5th Season

## MIAMI DOLPHINS MEDICAL CONSULTANTS

Head Team Physician/Orthopedic Surgeon

Dr. John Uribe

Orthopedic Surgeon

Dr. Gautam Yagnik

Primary Care Sports Medicine

Dr. Michael Swartzon

Primary Care Sports Medicine

Dr. Maria Kyriacou

Internal Medicine/Cardiology

Dr. Howard Bush

Sports Dentistry Consultant

Dr. Ira Kotch

Sports Dentistry Consultant

Dr. Russell Kotch

Optometry & Vision Training Consultant

Dr. Robert Davis


Optometry & Vision Training Consultant

Dr. Amanda Nanasy

Chiropractic Consultant

Dr. Nicholas Ruggiero

## COMMUNICATIONS



**ANNE NOLAND**  
Senior Director, Football  
Communications

NFL: 9th Season  
DOLPHINS: 3rd Season



**BRETT BRECHEISEN**  
Senior Manager, Football  
Communications

NFL: 9th Season  
DOLPHINS: 8th Season



**RENZO SHEPPARD**  
Manager, Football  
Communications

NFL: 16th Season  
DOLPHINS: 8th Season



**VIRA HALIM**  
Coordinator, Football  
Communications

NFL: 5th Season  
DOLPHINS: 5th Season



**STEPHANIE FONSECA**  
Coordinator, Corporate  
Communications

NFL: 2nd Season  
DOLPHINS: 2nd Season



**BROOKE BALZANO**  
Coordinator,  
Communications

NFL: 4th Season  
DOLPHINS: 2nd Season

## EQUIPMENT



**JOE CIMINO**  
Equipment Manager

NFL: 30th Season  
DOLPHINS: 30th Season



**CHARLIE THIELE**  
Assistant Equipment  
Manager

NFL: 29th Season  
DOLPHINS: 29th Season




**STEVE GUIDA**  
Equipment Assistant

NFL: 12th Season  
DOLPHINS: 12th Season



**JON SWEDE**  
Equipment Assistant

NFL: 16th Season  
DOLPHINS: 16th Season



**RICHARD WALTERMAN**  
Equipment Assistant

NFL: 1st Season  
DOLPHINS: 1st Season

## INFORMATION TECHNOLOGY/FOOTBALL SYSTEMS



**ALEXANDER R. CORRIS**  
Senior Director, Football  
Systems

NFL: 22nd Season  
DOLPHINS: 22nd Season



**PATRICK OLIVER**  
Football Systems  
Specialist

NFL: 8th Season  
DOLPHINS: 8th Season



**JOSH PRITZKER**  
Football Systems  
Specialist

NFL: 12th Season  
DOLPHINS: 8th Season



**CARL HARRIS**  
Database Architect

NFL: 22nd Season  
DOLPHINS: 22nd Season



**BERNIE PLA**  
Football Systems Analyst

NFL: 3rd Season  
DOLPHINS: 3rd Season



**RYAN MARCOUX**  
Software Engineer

NFL: 5th Season  
DOLPHINS: 5th Season

## VIDEO



**MIKE NOBLER**  
Video Director

NFL: 9th Season  
DOLPHINS: 9th Season



**DANE CHESTER**  
Assistant Video Director

NFL: 9th Season  
DOLPHINS: 9th Season



**NINNO DePATRICK**  
Video Assistant

NFL: 15th Season  
DOLPHINS: 13th Season



**BEN HARRIS**  
Video Assistant

NFL: 4th Season  
DOLPHINS: 4th Season

# WHAT TO LOOK FOR IN 2023

## T TERRON ARMSTEAD...

- Has 110 games played. Needs 15 games played to reach 125 in his career.

## P JAKE BAILEY...

- Has 58 games played. Needs 17 games played to reach 75 in his career.

## LB JEROME BAKER...

- Has 70 starts. Needs 5 starts to reach 75 in his career.
- Has 21.0 sacks. Needs 4.0 sacks to reach 25.0 in his career.
- Has 503 total tackles. Needs 97 total tackles to become the first Dolphins player since Zach Thomas (1996-2001) to have 600+ tackles in the 1st 6 years of his career.

## WR BRAXTON BERRIOS...

- Has 65 games played. Needs 10 games played to reach 75 in his career.
- Has 1,667 kickoff return yards. Needs 333 kickoff return yards to reach 2,000 in his career.
- Has 767 punt return yards. Needs 233 punt return yards to reach 1,000 in his career.

## CB JUSTIN BETHEL...

- Has 145 special teams tackles. Needs 5 special teams tackles to reach 150 in his career.

## WR ROBBIE CHOSEN...

- Has 111 games played. Needs 14 games played to reach 125 in his career.
- Has 4,956 receiving yards. Needs 44 receiving yards to reach 5,000 in his career.
- Has 375 receptions. Needs 25 receptions to reach 400 in his career.

## T GERON CHRISTIAN...

- Has 48 games played. Needs 2 games played to reach 50 in his career.

## LB BRADLEY CHUBB...

- Has 183 tackles. Needs 17 tackles to reach 200 in his career.
- Has 28.5 sacks. Needs 1.5 sacks to reach 30.0 in his career.

## WR RIVER CRACRAFT...

- Has 35 games played. Needs 15 games played to reach 50 in his career.

## DB KEION CROSSEN...

- Has 42 special teams tackles. Needs 8 special teams tackles to reach 50 in his career.

## DT RAEKWON DAVIS...

- Has 46 games played. Needs 4 games played to reach 50 in his career.
- Has 41 starts. Needs 9 starts to reach 50 in his career.

## S DESHON ELLIOTT...

- Has 42 games played. Needs 8 games played to reach 50 in his career.
- Has 35 starts. Needs 15 starts to reach 50 in his career.

## OL DAN FEENEY...

- Has 96 games played. Needs 4 games played to reach 100 in his career.

## RB MYLES GASKIN...

- Has 38 games played. Needs 12 games played to reach 50 in his career.
- Has 361 carries. Needs 139 carries to reach 500 in his career.
- Has 1,355 rushing yards. Needs 645 rushing yards to reach 2,000 in his career.

## WR TYREEK HILL...

- Has 7 Pro Bowl selections. Needs 1 Pro Bowl selection to become only the ninth wide receiver in NFL history with 8 Pro Bowl selections (Hill's 2016 and 2017 selections were as a return specialist).
- Has 108 games played. Needs 17 games played to reach 125 in his career.
- Has 90 starts. Needs 10 starts to reach 100 in his career.
- Has 598 receptions. Needs 2 receptions to reach 600 in his career and 102 receptions to reach 700 in his career.
- Has 8,340 receiving yards. Needs 660 receiving yards to reach 9,000 in his career and 1,660 receiving yards to reach 10,000.
- Has 7 100-yard receiving games with the Dolphins. Needs 4 100-yard receiving games to reach 11 and move into a tie for 5th in team history.
- Has 63 receiving touchdowns. Needs 12 receiving touchdowns to reach 75 in his career.
- Has 9,091 scrimmage yards. Needs 909 scrimmage yards to reach 10,000 in his career.
- Has 751 rushing yards. Needs 249 rushing yards to reach 1,000 in his career.
- Has 88 punt returns. Needs 12 punt returns to reach 100 in his career.

## S JEVON HOLLAND...

- Has 33 games played. Needs 17 games played to reach 50 in his career.

## CB XAVIEN HOWARD...

- Has 4 Pro Bowl selections. Needs 1 Pro Bowl selection to move into a tie for 8th-most by a Dolphins player in franchise history and the 1st cornerback in team history to earn 5 Pro Bowl selections.
- Has 87 games played. Needs 13 games played to reach 100 in his career.
- Has 86 starts. Needs 14 starts to reach 100 in his career.
- Has 286 tackles. Needs 14 tackles to reach 300 in his career.
- Has 28 interceptions. Needs 2 interceptions to reach 30 in his career and 8 to reach 36 and break the team's all-time record.
- Has 83 passes defended. Needs 17 passes defended to reach 100 in his career.

## OL ROBERT HUNT...

- Has 45 starts. Needs 5 starts to reach 50 in his career.

## FB ALEC INGOLD...

- Has 58 games played. Needs 17 games played to reach 75 in his career.

## S BRANDON JONES...

- Has 38 games played. Needs 12 games played to reach 50 in his career.
- Has 184 tackles. Needs 16 tackles to reach 200 in his career.
- Has 8.0 sacks. Needs 2.0 sacks to reach 10.0 in his career.

## TE TYLER KROFT...

- Has 92 games played. Needs 8 games played to reach 100 in his career.
- Has 13 receiving TDs. Needs 2 receiving TDs to reach 15 in his career.

## T KENDALL LAMM...

- Has 87 games played. Needs 13 games played to reach 100 in his career.

## LB DAVID LONG JR....

- Has 223 tackles. Needs 77 tackles to reach 300 in his career.



**RB RAHEEM MOSTERT...**

- Has 465 carries. Needs 35 carries to reach 500 in his career.
- Has 2,501 rushing yards. Needs 499 rushing yards to reach 3,000 in his career.
- Has 14 rushing touchdowns. Needs 6 rushing touchdowns to reach 20 in his career.

**CB NIK NEEDHAM...**

- Has 192 tackles. Needs 8 tackles to reach 200 in his career.
- Has 25 passes defended. Needs 5 passes defended to reach 30 in his career.

**DE EMMANUEL OGBAH...**

- Has 92 games played. Needs 8 games played to reach 100 in his career.
- Has 70 starts. Needs 5 starts to reach 75 in his career.
- Has 249 tackles. Needs 51 tackles to reach 300 in his career.
- Has 37.0 sacks. Needs 13.0 sacks to reach 50.0 in his career.
- Has 37 passes defended. Needs 13 passes defended to reach 50 in his career.
- Has 7 forced fumbles. Needs 3 forced fumbles to reach 10 in his career.

**T CEDRIC OGBUEHI...**

- Has 67 games played. Needs 8 games played to reach 75 in his career.
- Has 35 starts. Needs 15 starts to reach 50 in his career.

**LB JAE LAN PHILLIPS...**

- Has 34 games played. Needs 16 games played to reach 50 in his career.
- Has 15.5 sacks. Needs 9.5 sacks to reach 25.0 in his career.
- Needs 7.0 sacks to become the 28th player and 1st Dolphin to record at least 7.0 sacks in each of his 1st 3 NFL seasons since the league began tracking sacks in 1982.

**CB JALEN RAMSEY...**

- Has 452 tackles. Needs 48 tackles to reach 500 in his career.
- Has 19 interceptions. Needs 1 interception to reach 20 in his career.
- Has 92 passes defended. Needs 8 passes defended to reach 100 in his career.
- Has 7 forced fumbles. Needs 3 forced fumbles to reach 10 in his career.

**LB MALIK REED...**

- Has 59 games played. Needs 16 games played to reach 75 in his career.
- Has 36 starts. Needs 14 starts to reach 50 in his career.
- Has 143 tackles. Needs 57 tackles to reach 200 in his career.
- Has 16.0 sacks. Needs 4.0 sacks to reach 20.0 in his career.

**LB DUKE RILEY...**

- Has 90 games played. Needs 10 games played to reach 100 in his career.
- Has 194 tackles. Needs 6 tackles to reach 200 in his career.

**K JASON SANDERS...**

- Has 126 field goals. Needs 2 field goals to surpass Dan Carpenter (127) for 4th in team history and 24 field goals to reach 150 in his career.
- Has 559 points. Needs 41 points to reach 600 in his career.

**TE ERIC SAUBERT...**

- Has 74 games played. Needs 1 game played to reach 75 in his career.

**DT ZACH SIELER...**

- Has 59 games played. Needs 16 games played to reach

75 in his career.

- Has 192 tackles. Needs 8 tackles to reach 200 in his career.

**TE DURHAM SMYTHE...**

- Has 88 receptions. Needs 12 receptions to reach 100 in his career.
- Has 809 receiving yards. Needs 191 receiving yards to reach 1,000 in his career.

**WR FREDDIE SWAIN...**

- Has 37 games played. Needs 13 games played to reach 50 in his career.

**QB TUA TAGOVAILOA...**

- Has 36 games played. Needs 14 games played to reach 50 in his career.
- Has 34 starts. Needs 16 starts to reach 50 in his career.
- Has 1,078 pass attempts. Needs 526 pass attempts to reach 1,604 and move into 4th place in franchise history.
- Has 708 completions. Needs 229 completions to reach 937 and move into 4th place in franchise history and 292 to reach 1,000 in his career.
- Has 8,015 passing yards. Needs 1,985 passing yards to become the 5th player in Dolphins history to reach 10,000 in his career and 3,026 passing yards to reach 11,041 and move into 4th place in franchise history.
- Has 52 touchdown passes. Needs 15 touchdown passes to reach 67 and move into 4th place in franchise history.

**LB ANDREW VAN GINKEL...**

- Has 150 tackles. Needs 50 tackles to reach 200 in his career.

**WR JAYLEN WADDLE...**

- Has 33 games played. Needs 17 games played to reach 50 in his career.
- Has 33 starts. Needs 17 starts to reach 50 in his career.
- Has 179 receptions. Needs 21 receptions to reach 200 in his career and 110 to reach 289 and break the franchise record for most receptions in the first 3 seasons of an NFL career
- Has 2,371 receiving yards. Needs 629 receiving yards to reach 3,000 in his career and 681 to reach 3,052 and break the franchise record for most receiving yards in the first 3 seasons of an NFL career.
- Has 7 100-yard receiving games. Needs 4 100-yard receiving games to reach 11 and move into a tie for 5th in team history.
- Has 14 receiving touchdowns. Needs 6 receiving touchdowns to reach 20 in his career.

**DT CHRISTIAN WILKINS...**

- Has 64 games played. Needs 11 games played to reach 75 in his career.
- Has 60 starts. Needs 15 starts to reach 75 in his career.
- Has 290 tackles. Needs 10 tackles to reach 300 in his career.
- Has 17 passes defended. Needs 3 passes defended to reach 20 in his career.

**OL CONNOR WILLIAMS...**

- Has 74 games played. Needs 1 game played to reach 75 in his career.
- Has 68 starts. Needs 7 starts to reach 75 in his career.

**RB JEFF WILSON JR...**

- Has 2,125 rushing yards. Needs 875 rushing yards to reach 3,000 in his career.

**T ISAIAH WYNN...**

- Has 43 games played. Needs 7 games played to reach 50 in his career.
- Has 40 starts. Needs 10 starts to reach 50 in his career.

# MIAMI DOLPHINS CHEERLEADERS



# CHEER

The Miami Dolphins Cheerleaders are among the most highly regarded and recognized cheerleader brands in the world. The diverse team of women are confident dancers with versatility and athleticism, entertainers with talent and stage presence and community advocates with strong character and values.

The Miami Dolphins Cheerleaders are committed to inspiring and entertaining all fans with an emphasis on empowering young women.

For more information on Miami Dolphins Cheer, please email [cheerleaders@dolphins.com](mailto:cheerleaders@dolphins.com).

## 2023 MIAMI DOLPHINS CHEERLEADERS ROSTER

Aaliyah  
Alexandra  
Andrea  
Ashalee  
Austyn  
Ayako  
Bella  
Brianna  
Caroline  
Che'Avanny  
Cierra  
Diandra

Emily  
Gianna  
Giselle  
Haylee  
Isa  
Jared  
Jillian  
Jozie  
Juliana  
Lexie  
Maitte  
Marissa

Molly  
Olivia  
Reagan  
Rosselyn  
Samantha G.  
Samantha M.  
Samantha W.  
Shanley  
Stephanie C.  
Stephanie G.  
Victoria





# 1

# T.D.

MASCOT // 7-0 // ALL MUSSELS  
 ACQUIRED: FA, '97  
 COLLEGE: ATLANTIS '97  
 NFL: 27TH SEASON // DOLPHINS: 27TH SEASON

T.D., the official mascot of the Miami Dolphins, has been a fixture at Dolphins games since the mascot's introduction at the Miami Dolphins' Draft Party on April 19, 1997. T.D.'s charming personality, outstanding sense of humor and ability to relate to young and old alike make him a "Fin"-tastic ambassador for the Dolphins.

T.D. performs at every Dolphins home game engaging with fans and energizing the crowd. In the offseason, T.D. can be found throughout South Florida at select Miami Dolphins community events.

An 11-time Pro Bowl mascot, T.D. has performed at the Chinese New Year's Day Parade in Hong Kong, was the first mascot to participate in the Hall of Fame Game in Canton, Ohio, and has traveled overseas to meet American troops abroad on five military tours.

When T.D. originally debuted, he had not yet been named. The Dolphins' "Name the Mascot Contest" drew more than 13,000 entries from all 50 states and more than 22 countries. Sara Fernandez of Miami was the first to submit the name "T.D." She won two tickets to Super Bowl XXXII when her submission was selected at the annual Dolphins Awards Banquet on June 4, 1997.

Prior to T.D., the club had "Dolfin Denny" patrol the sidelines on game days.

## MIAMI DOLPHINS LOGO HISTORY

On April 25, 2013, the Miami Dolphins unveiled the fifth team logo in the organization's history. The new logo was developed during a creative process spanning more than a year and a half and incorporated input from ownership, members of the organization, former players and the franchise's loyal fans.

Highlighting the evolution is the return to the original aqua and orange color scheme that has come to embody the team and the surrounding Miami area. The iconic elements, the sun and the dolphin, remain prominent and allow the redesigned logo to remain connected to the team's history while representing the constant influence of the South Florida environment and community.

Within the logo, the aqua, along with the marine blue, first introduced in 1997 and now finessed through this process, are inspired by the color of South Florida's Atlantic Ocean; while the orange is representative of the bright South Florida sun. The dolphin's positioning has been refined and now features the moment of most power in the marine mammal's trajectory, right before it breaks the plane of the water. The sun has also been refined to incorporate more rays as well as an overall enhancement to a more bright and vibrant color.

The original logo featured the dolphin jumping in front of a sunburst using the team's base colors (aqua, coral and white). In 1974, the dolphin was repositioned in front of the sunburst and the aqua color was strengthened. In 1989, there was further strengthening of the aqua color and the dolphin's tail was elongated. In 1997, the traditional logo and colors were kept as a base, while the sunburst on the logo was accentuated and the dolphin was strengthened with a stronger definition of its shape. In addition, the sunburst was more prominently displayed with the elimination of the hashmarks around the sun's perimeter, while the dolphin's features were accentuated by navy highlights.



1966 - 1973



1974 - 1988



1989 - 1996



1997 - 2012



2013

## MIAMI DOLPHINS IN THE COMMUNITY

The Miami Dolphins are committed to leveraging the power of sports and entertainment to inspire a healthier, more educated and united South Florida community. Together our players, cheerleaders, alumni, staff and partners are dedicated to being difference-makers in our community.



### **DOLPHINS CHALLENGE CANCER**

Founded in 2010 as the signature initiative of the Miami Dolphins Foundation's health impact area, the Dolphins Challenge Cancer has contributed more than \$64 million for cancer research at Sylvester Comprehensive Cancer Center. In continuation of the \$75 million gift commitment made in 2020, the DCC XIV is scheduled for Feb. 24, 2024, and will feature a cycling, run and walk event. The DCC stands as the largest fundraising event and represents the largest known philanthropic pledge in the NFL.



### **FOOTBALL UNITES™ presented by Baptist Health**

Miami Dolphins Football UNITES™ presented by Baptist Health strives to connect the intersections of the community to create a more inclusive South Florida.

With a network of community partners and allies, Football UNITES™ presented by Baptist Health works as a collective to focus on improving relationships, fostering understanding and experiencing culture in ways that will ignite positive change. Partner organizations value inclusivity and believe in the power of diversity while representing the following categories:

- Education and Mentorship
- Health and Wellness
- Culture and Religion
- Human Services
- Law Enforcement and Public Safety
- Military and Veterans Services
- Social Justice and Empowerment

## MIAMI DOLPHINS IN THE COMMUNITY



### JUNIOR DOLPHINS

The Junior Dolphins program encourages youth players and coaches to teach, learn and play football in a fun and safe environment. As stewards of the game, Junior Dolphins strives to grow participation in the game, impact the football community and build the next generation of Dolphins fans. Through strong community partnerships and strategic resource distribution, all aspects of the Junior Dolphins program work to emphasize character building to increase the overall experience in youth football.



### SALUTE TO SERVICE

The Miami Dolphins are committed to better serving our nation's veterans, active duty service members and their families. Through year-round programming which is tied to the Dolphins' community mission and aligns with the NFL's Salute to Service platform and its partners, these efforts assist veterans transition to civilian life by facilitating events focused on uniting and appreciating.



### NAT MOORE SCHOLARSHIP & GRANT ENDOWMENT PROGRAM

The Nat Moore Endowment program's mission is to provide the youth of Miami-Dade, Broward, Palm Beach and Monroe counties with the financial resources needed to pursue avenues of education and training for employment readiness. In its sixth year under the Miami Dolphins Foundation, both the scholarship and the vocational grant are designed to bolster efforts in bridging the gap between receiving financial assistance and obtaining a degree or vocational diploma. Since its inception, the Nat Moore Scholarship & Grant Endowment Program has awarded over \$2M to more than 100 students in South Florida.



# HARD ROCK STADIUM



## HARD ROCK STADIUM

347 Don Shula Drive, Miami Gardens, FL 33056 • (305) 943-8000  
[www.HardRockStadium.com](http://www.HardRockStadium.com)

### HARD ROCK STADIUM

Hard Rock Stadium is a global entertainment destination that serves as home to the Miami Dolphins, the Formula 1® Crypto.com Miami Grand Prix, the Miami Open presented by Itaú, University of Miami college football, the Capital One Orange Bowl game, Rolling Loud, Jazz in the Gardens, major concerts, boxing, international soccer and is a host of world-class events.

The multi-purpose, open-air complex completed a multi-year renovation fine-tuned to enhance the fan experience. On June 17, 2014, the Miami-Dade County Commission approved a Performance-Based Marquee Event Grant Agreement, which moved forward Hard Rock Stadium's modernization plan. The agreement provides bonus payments to the Miami Dolphins for hosting major events in exchange for Dolphins Chairman of the Board & Managing General Partner Stephen Ross taking financial responsibility for the renovation of Hard Rock Stadium without county assistance. The modernization was privately funded by Ross at an estimated cost of more than \$755 million.

Phase I of the project was completed for the 2015 season and changed every seat in the stadium, rebuilt the concourses on the 100 and 300 levels, moved seats 25 feet closer to the field on the north and south sidelines, introduced five new premium spaces and offered guests improved food, enhanced concourses and 16 new restroom facilities throughout the facility. For the 2016 season, Hard Rock Stadium installed a state-of-the-art canopy that keeps as many as 92 percent of the spectators in the shade and four high-definition video boards. Unveiled in 2017 were remodeled, modernized suites throughout the stadium offering a more intimate club space on the 200 level with improved amenities and fare.

Hard Rock Stadium hosted its first football game in August 1987 and its first regular season Major League Baseball game in April 1993. It has been home to six Super Bowls, four BCS National Championships, one College Football Playoff National Championship and was the first stadium to host the NFL Pro Bowl after 30 years of the game being held in Hawaii.

### HISTORY

Now in its 37th year of operation, Hard Rock Stadium was the first of its kind to be constructed entirely with private funds, costing \$115 million when it was completed in 1987. The late Dolphins Chairman of the Board & Managing General Partner Joe Robbie led the financing campaign to build "Joe Robbie Stadium." The stadium revolutionized the economics of professional sports when it opened that year. Inclusion of a club level, along with executive suites, helped to finance the construction of the stadium. Season ticket members committed to long-term agreements and in return they received first-class amenities in a state-of-the-art facility.

On March 7, 1990, H. Wayne Huizenga, then Chairman of the Board and Chief Executive Officer of Blockbuster Video and Huizenga Holdings Inc., agreed to purchase fifty percent of Joe Robbie Stadium and became the point man in the drive to bring Major League Baseball to South Florida. That effort was rewarded in July 1991, when South Florida was awarded a National League expansion franchise. On Jan. 24, 1994, Huizenga acquired the remaining fifty percent of the stadium to give him 100 percent controlling interest.

On Aug. 26, 1996, Pro Player, the sports apparel division of Fruit of the Loom, sponsored the renaming of Joe Robbie Stadium as Pro Player Stadium. It became the first sports marketing and product company to entitle a stadium or arena.

The first football game in Joe Robbie Stadium was held on Aug. 16, 1987, when the Miami Dolphins met the Chicago Bears in a preseason battle. The game also marked the 22nd anniversary of the Dolphins franchise. The stadium hosted the National Football League's premier game, Super Bowl XXIII, on Jan. 22, 1989. It marked the return of the Super Bowl to South Florida after a 10-year absence. Subsequent Super Bowls include Super Bowl XXIX (Jan. 29, 1995), Super Bowl XXIII (Jan. 31, 1999), Super Bowl XLI (Feb. 4, 2007) and Super Bowl XLIV (Feb. 1, 2010). Hard Rock Stadium had the honor of hosting South Florida's record 11th Super Bowl in 2020, the 100th anniversary of the NFL.

Major League Baseball officially began in South Florida in the spring of 1993 as the Florida Marlins opened their inaugural campaign as a National League team. On April 5, 1993, the "new" look of Joe Robbie Stadium as a baseball facility was unveiled to the public for the first time as the Florida Marlins earned a 6-3 win over the Los Angeles Dodgers. On Sept. 28, 2011, the Marlins played their final game at the stadium. A crowd of 34,615 watched as the Marlins dropped a 3-1 decision to the Washington Nationals. In all, the Marlins played 1,504 games in the stadium and posted a record of 781-723.

In 1997, the stadium hosted four World Series games between the Marlins and Cleveland, including Game 1 on Oct. 18, 1997, the first World Series game ever played at the stadium, and Game 7 on Oct. 26, 1997, which the Marlins won, 3-2 in 11 innings, to capture their first World Championship.

Before the arrival of the Marlins, the stadium had played host to 13 spring training games that attracted 370,000 fans and paved the way for baseball in South Florida.

The stadium was renamed Dolphins Stadium in Jan. 2005, as part of a major plan renovation initiated by Huizenga. In April 2006, two high-definition video boards, the largest and second largest in professional sports at that time, were unveiled. A new fascia LED ribbon-board was installed in July 2006.

In 2007, Hard Rock Stadium underwent \$250 million in improvements and innovations, adding 360,000 square feet of programmable space, new casual seating and gathering areas throughout the stadium, an all new club level, refurbished luxury suites, new team merchandise store and other amenities. In 2010, corporate offices were built on the east side of Hard Rock Stadium in order to consolidate the business offices of the Miami Dolphins. "A Perfect Moment In Time" statue honoring Don Shula and the team's undefeated season in 1972 was unveiled and proudly adorns the entrance of the offices.

In 2008, Huizenga sold 50 percent of the team, stadium and surrounding developable land to Stephen M. Ross, Chairman of Related Companies, an international real estate development company. Huizenga remained the managing general partner of the franchise until he sold another 45 percent of the team and stadium to Ross in Jan. 2009. Ross became managing general partner with 95 percent stake of the Dolphins and the stadium while Huizenga retained a five percent share of both and remained a 50 percent partner in the land.

In one of his first moves to improve the fan experience at the stadium, in May 2009, Ross and celebrated singer songwriter Jimmy Buffett announced Dolphin Stadium would be renamed Land Shark Stadium. The unique branding brought Buffett's Margaritaville and Land Shark themes to enhance the game day experience. To mark the announcement, Buffett performed three songs and unveiled the new lyrics to his iconic song "FINS," written expressly for the team.

On Jan. 20, 2010, the stadium's name was changed to Sun Life Stadium as the international financial services organization made Miami and South Florida a major part of a multi-city philanthropic endeavor through a comprehensive marketing partnership with the Miami Dolphins and the Miami Dolphins Foundation.

On Aug. 17, 2016, the Dolphins and Hard Rock International announced an 18-year agreement to name the newly renovated facility Hard Rock Stadium. As part of the agreement, the iconic lifestyle brand became the official Dolphins' hotel and resort partner, casual dining restaurant partner, hospitality partner and Native American Tribe.

On Dec. 20, 2017, Hard Rock Stadium and IMG announced a partnership that would relocate the Miami Open presented by Itaú to Hard Rock Stadium in 2019. The move to Hard Rock Stadium allowed the Miami Open the freedom and flexibility to grow and innovate the event with improved infrastructure, upgraded amenities, expanded space and parking. Construction of the new tennis campus began at the conclusion of the football season in the winter of 2018 and was completed in time to host the 2019 event. To date, the campus includes 27 competition and practice courts, a 5,000-seat Grand Stand court, a tennis oasis with the largest video screen of any tennis event as well as a temporary Center Court which seats 14,000 within Hard Rock Stadium.

On April 4, 2021, Formula 1®, South Florida Motorsports and Hard Rock Stadium announced the addition of the Miami Grand Prix to the 2022 FIA Formula One World Championship under a 10-year deal at Hard Rock Stadium. Construction of The Miami International Autodrome was completed in May 2022, resulting in a brand-new 5.41 kilometer circuit surrounding Hard Rock Stadium which includes 19 corners, three straights and an estimated top speed of 320km/h. Hard Rock Stadium hosted its first Formula 1® Crypto.com Miami Grand Prix on May 6 – 8, 2022.

In 2023, Hard Rock Stadium was named Venue of the Year by the Sports Business Awards for its diverse calendar of global sports and entertainment events.

## LOCATION

Hard Rock Stadium is located at 347 Don Shula Drive in Miami Gardens, only one mile south of the Miami-Dade Broward County Line. The 160-acre site stands midway between downtown Miami (16 miles) and downtown Fort Lauderdale (18 miles).



## WORLD-CLASS EVENTS

Hard Rock Stadium displays its versatility every year by hosting a wide variety of events. Along with Miami Dolphins football, Hard Rock Stadium is home to the Formula 1® Crypto.com Miami Grand Prix, the Miami Open presented by Itaú, University of Miami college football, the Capital One Orange Bowl game, Rolling Loud, Jazz in the Gardens, major concerts, boxing and international soccer matches. The stadium has hosted six Super Bowls (XXIII, XXIX, XXXIII, XLI, XLIV and LIV), the 2010 NFL Pro Bowl, four BCS National Championship Games (2001, 2005, 2009 and 2013) and one College Football Playoff National Championship game (2021).

Hard Rock Stadium's largest football attendance came when Alabama defeated Notre Dame in the 2013 BCS National Championship game in front of a record crowd of 81,120. Hard Rock Stadium had the distinction of being the first to host the Pro Bowl before the Super Bowl was played, and the first to host the Pro Bowl on the U.S. mainland in 30 years. Major League Baseball's premier event, the World Series, was played at the stadium in 1997 and 2003. The building is recognized throughout the industry as one of the busiest multi-purpose facilities in the world due in large part to Hard Rock Stadium's expertise in hosting big events.

Hard Rock Stadium has hosted numerous world-class international soccer matches, including the International Champions Cup Finals in 2013 and 2014. The facility is the first to host El Clasico Miami, a Relevant Sports' soccer match between Real Madrid and FC Barcelona hosted for the first time in North America. The event was on July 29, 2017, and was preceded by a match on July 26 between Paris Saint-Germain F.C. and Juventus F.C. at Hard Rock Stadium. The stadium has hosted the sport's most recognizable clubs including Manchester United, FC Barcelona, Chelsea FC and AC Milan. National teams' matches have included international powerhouses Brazil, Colombia, Croatia, Ecuador, England, Honduras, Peru, Spain, Venezuela and the USA. The Brazil vs. Colombia match on Sept. 5, 2014, established the attendance record (73,429) for a soccer match held in the state of Florida.

Hard Rock Stadium also hosted the Florida high school class 3A, 4A, 5A and 6A state championship football games in 2005, 2006 and 2007, Monster Jam, lacrosse competitions as well as various festivals and trade shows.

Hard Rock Stadium hosted its inaugural tournament of the 35th edition of the Miami Open presented by Itaú on March 18 – 31, 2019. The 2019 Miami Open set numerous attendance records: 15 of its 24 sessions had higher attendance than the previous records, including an all-time singles session attendance mark of 32,831 during the Saturday, March 23 day session. Overall, the tournament's two-week attendance was 388,734, breaking the old record of 326,131 set in 2012. In its 38th edition, the 2023 Miami Open presented by Itaú saw record-breaking attendance at four of its 24 sessions including session 2 at 12,420, session 4 at 11,909, session 18 at 14,895 and session 22 at 15,103.

The inaugural Formula 1® Crypto.com Miami Grand Prix made its debut May 6 – 8, 2022, boasting the largest attendance for a Hard Rock Stadium event with a record-breaking 242,955 attendees, and in the second year, it welcomed more than 270,000 fans throughout race weekend from May 5 – May 7, 2023. Located on a brand-new circuit within the complex of Hard Rock Stadium, The Miami International Autodrome in Miami Gardens is the 11th location Formula 1® has raced in the United States since the Championship began in 1950. In collaboration with Formula 1® and South Florida Motorsports, the event works to provide an additional tourist boost and economic impact to local businesses, students and residents of the Miami Gardens community.

Hard Rock Stadium introduced boxing to its venue for the first time on Feb. 27, 2021, as Saúl 'Canelo' Álvarez defended his WBC, WBA Super and Ring Magazine World Super-Middleweight titles against Avni Yidirim. This event was followed by an exhibition between the 2020 International Boxing Hall of Fame inductee Floyd 'Money' Mayweather and social media sensation Logan 'The Maverick' Paul headlining a SHOWTIME PPV event on June 6, 2021, at Hard Rock Stadium.

Numerous artists also performed concerts at Hard Rock Stadium, featuring entertainers such as Aventura, Bad Bunny, Black Eyed Peas, Chicago, Coldplay, the Eagles with Jimmy Buffett, Elton John/Billy Joel, Genesis, Gloria Estefan, Guns & Roses, Green Day, Hall & Oates, Jay Z and Beyoncé, Fall Out Boy, Joan Jett and The Blackhearts, Lady Gaga, Madonna, Metallica, Mötley Crüe, New Kids on the Block, NSYNC, Paul McCartney, Pink Floyd, Poison, The Police, Red Hot Chili Peppers, Rod Stewart, the Rolling Stones, Taylor Swift, the Three Tenors, The Weeknd, Weezer, World Tour, U2 and The Who. U2's 360 Tour broke the record for highest concert attendance in the stadium's history when a crowd of 75,529 attended the show on June 29, 2011. Hard Rock Stadium broke its attendance record for a music event with Rolling Loud Miami 2021 in which a daily crowd of 75,000 attended the three-day event.

## PLAYING SURFACE

Hard Rock Stadium is equipped with Bermuda 419 grass. All of the sod used by the Dolphins and Hard Rock Stadium goes through a six-month enhancement process of being harvested and installed on plastic to thicken the sod and toughen the turf to meet the standards of the NFL. Hard Rock Stadium also utilizes eight large oscillating fans to maintain air circulation, reduce disease pressure and assist in drying paint on the field. The mission is to provide the best playing surface in the NFL and for all international events.

## SEATING PRODUCTS

Hard Rock Stadium's modernization included doubling unique seating experiences from eight to 16. Some of the seating products include:

### THE 72 CLUB PRESENTED BY BROXEL PAY

The 623 seats in the 72 Club presented by Broxel Pay take the premium seating experience to another level. Located near midfield on the south side of the stadium, it's the most luxurious seating experience in all of South Florida sports and entertainment featuring all-inclusive food, beer, wine, liquor and parking. The seats are also double-padded and have 11 inches more legroom. At any point in-game, guests are able to enjoy sideline field views and a private drink rail, located directly behind the Dolphins sideline, before walking to the private, climate-controlled 72 Club presented by Broxel Pay, designed by the Rockwell Group.

### LIVING ROOM BOXES

Hard Rock Stadium has created private four- and six-person boxes known as Living Room Boxes. Located on the 35-yard line on both sides of the 72 Club Seats, the Living Room Boxes feature in-seat wait service and all-inclusive food, beer, wine, liquor and parking. Living Room Boxes are the largest, most comfortable seats in the stadium. These boxes give guests the ability to watch replays and highlights on their own private screens and also provide access to the field-level drink rail and climate-controlled 72 Club presented by Broxel Pay.

### EAST FIELD CLUB, WEST FIELD CLUB PRESENTED BY GROVER

Hard Rock Stadium has some of the closest seats to on-field action in their Field Club Boxes. Located behind each endzone at field level, they also provide access to a private club space. Each space is climate controlled and features all-inclusive food, beer, wine and liquor. These boxes provide the same large seats as the Living Room Boxes and include premium parking and express lane access.

### LEXUS SIDELINE CLUB

The Lexus Sideline Club is a club located between the 30-yard lines on the north side that offers wider, padded seats for fans and an air-conditioned club to enjoy during pre-game and throughout the game. The club is designed by the Rockwell Group.

### EAST END ZONE LOUNGE

A 3,300-square-foot private club located in the east end zone, the East End Zone Lounge has 144 seats with an open-air, shared suite experience. It features an all-you-can-eat game day buffet, open bar beverages (beer, wine and soda) and televisions featuring all the day's NFL action.

### CORNER TERRACES

The 100 level Corner Terraces provide a unique social experience where guests can watch the game from a high-top table and four comfortable swivel chairs. Corner Terraces provide guests the enjoyment of sitting with family or friends without being confined to a row of seats. They also provide access to the climate-controlled club level.

### THE NINE

The NINE is the ultimate luxury hospitality experience at Hard Rock Stadium. Designed as nine 20-person open-air suites between the 30-yard lines, they are connected to a private club designed by the Rockwell Group, presenting guests with all-inclusive food, beer, wine and liquor. These suites also include parking, a private entrance and a dedicated game day concierge for a truly unforgettable experience.

### EXECUTIVE SUITES

Hard Rock Stadium's 147 suites were completely renovated during the 2017 offseason. These suites offer luxury and comfort in the ultimate setting to watch any event. Suites vary in size from 10 seats up to 50 seats offering air conditioning with hospital-grade air filters, multi-feed sound systems, mobile device food ordering, touchscreen television remotes, refrigerators and ice-makers. Suite attendants provide personal service in each suite during the games. Sodexo Live! caters the suites with a wide-variety of food and beverage options.

### THEATER BOXES

Hard Rock Stadium features Theater Boxes on the Suite Level. These 4–6 person individual boxes are located in a shared suite environment with inclusive food and beverages including beer, wine, liquor and non-alcoholic drinks as well as parking. This seating product is a perfect option for families or businesses who may not have a need for a full suite but want to enjoy the amenities of the suite experience.

## LOGE BOXES

The Loge Boxes are located on the Suite Level in the corner of the endzone and include four suite-style seats and 2 barstool seats in a shared suite environment. They offer food and beverages including beer, wine and non-alcoholic drinks as well as parking.

## 300 LEVEL PRESENTED BY ENHANCE HEALTH

Phase III of the renovation brought a transformed seating experience to the 300 Level presented by Enhance Health. This seating product provides the authentic game day experience with locally inspired concessions that offer an array of food and beverage options.

## PARTY TERRACES

Phase III of the renovation brought party terraces on the 300 level of Hard Rock Stadium. These party terraces have a bar that services guests on the concourse, as well as a double-sided bar with views of the field. Each corner includes two semi-private spaces that each can hold up to 100 people – creating a new experience for a total of 800 guests per event. Each corner provides a unique viewing experience curated by Heineken, Veza Sur and Jack Daniels.

## LIV AT HARD ROCK STADIUM

The South Beach experience made its way to the stadium and Dolphins football games in 2010. The 10,000-square-foot LIV at Hard Rock Stadium has the look and feel of the LIV nightclub. Complete with a pair of bars, private cabanas, tables, a dance floor and a DJ booth, the space overlooks the west end zone and creates a nightclub experience for the fan before, during and after the game.

## DINING

Hard Rock Stadium in 2013 embarked on a journey of listening to guests asking what they prefer for their game day experience. Years later, the commitment to bring fresh, diverse flavor to fans remains strong. An emphasis is placed on innovative, local cuisine and together with hospitality provider Sodexo Live!, the venue curates an unparalleled food and beverage experience throughout the facility to all fans.

## SKYVIEW

Hard Rock Stadium features the Skyview, the first pulse gondola at any stadium in North America, giving fans a bird's-eye view of the stadium and surrounding areas including the downtown Miami skyline. The attraction includes 12 cabins, each holding six people, with glass floors, sustainable wood benches, cup holders and solar powered LED lights. The open-air cabin ride extends 1,625 feet and a roundtrip lasts approximately 20 minutes.

## HARD ROCK STADIUM FACTS

<b>Stadium Address</b>	347 Don Shula Drive Miami Gardens, FL 33056
<b>Stadium Telephone</b>	(305) 943-8000
<b>Relative Location</b>	16 miles northwest of downtown Miami 18 miles southwest of Fort Lauderdale 3/4 mile south of Calder Race Course 1 mile south of Miami-Dade-Broward county line on N.W. 27th Ave.
<b>Opening Date</b>	August 16, 1987 Chicago Bears 10, Miami Dolphins 3
<b>First Baseball Game</b>	March 11, 1988 Los Angeles Dodgers 10, Baltimore Orioles 8
<b>First Soccer Game</b>	March 4, 1988 U.S. National team 2, Millonarios (Colombia) 1
<b>First Concert</b>	July 3, 1988 Rod Stewart, Hall and Oates and Chicago
<b>First Super Bowl</b>	January 22, 1989 San Francisco 49ers 20, Cincinnati Bengals 16
<b>First Blockbuster Bowl (Micron P.C. Bowl, Carquest Bowl)</b>	December 29, 1990 Florida State 24, Penn State 17
<b>First Capital One Orange Bowl</b>	December 31, 1996 Nebraska 41, Virginia Tech 21
<b>First World Series</b>	October 18, 1997 Florida Marlins 7, Cleveland Indians 4
<b>First BCS National Championship Game (was the 2001 Orange Bowl)</b>	January 3, 2001 Oklahoma 13, Florida State 2
<b>First CFP National Championship Game</b>	January 11, 2021 Alabama 52, Ohio State 24
<b>First Boxing Match (Main Event)</b>	February 27, 2021 Canelo Álvarez def. Avni Yildirim
<b>First Auto Race (Formula 1® Crypto.com Miami Grand Prix)</b>	May 8, 2022 Max Verstappen (1st), Charles Leclerc (2nd), Carlos Sainz (3rd)

## HARD ROCK STADIUM HISTORY

<b>Mar. 5, 1976</b>	Consultants are hired to do feasibility study for South Florida stadium.
<b>July 21, 1976</b>	Preliminary plan for 70,000-seat stadium is unveiled.
<b>Nov. 15, 1977</b>	Miami voters reject \$15 million bond issue for Orange Bowl renovations.
<b>May 22, 1978</b>	Committee estimates to Dade County a cost of \$40 million to build a new Orange Bowl next to the old one with financing coming from a resort tax and ticket surcharge.
<b>Feb. 19, 1979</b>	County attorney rules resort tax money cannot be used to build a new Orange Bowl.
<b>March, 1979</b>	National Football League rejects Miami as a Super Bowl site until stadium situation is rectified.
<b>Dec. 22, 1981</b>	Dolphins Chairman of the Board and Managing General Partner Joe Robbie reveals that he is negotiating to develop privately a stadium at Lake Lucerne in north Dade County.
<b>Nov. 2, 1981</b>	Voters in Dade and Broward counties overwhelmingly defeat a sales tax increase which would go toward building a new stadium.
<b>Dec. 14, 1983</b>	City of Miami voters reject sales tax increase to renovate the Orange Bowl.
<b>Mar. 5, 1984</b>	Dolphins Chairman of the Board and Managing General Partner Joe Robbie announces plans to build a new multi-purpose stadium in north Dade County at the team's annual awards banquet.
<b>Mar. 13, 1984</b>	City of Miami voters reject raising taxes to pay for \$55 million bond issue to repair the Orange Bowl.
<b>May 10, 1984</b>	Dolphins Chairman of the Board and Managing General Partner Joe Robbie begins campaign to market Dolphin Stadium executive suites and club seats.
<b>July 3, 1984</b>	Metro Commission accepts 160 acres donated by Emil and Lawrence Morton at Lake Lucerne, then leases it to Dolphin Stadium Corporation for 99 years.
<b>Dec. 6, 1984</b>	Metro commissioners unanimously agree to let Dolphins Chairman of the Board and Managing General Partner Joe Robbie sell \$85 million in tax exempt bonds to finance his stadium project.
<b>Jan. 8, 1985</b>	Dolphins Chairman of the Board and Managing General Partner Joe Robbie announces that he is ready to spend two million dollars for stadium blueprints and engineering studies.
<b>July 22, 1985</b>	Clearing of stadium site begins.
<b>Sept. 9, 1985</b>	South Florida Regional Planning Council recommends approval of proposed Dolphin Center.
<b>Sept. 26, 1985</b>	Metro Commission approves development order and zoning request of Dolphin Center.
<b>Dec. 1, 1985</b>	Groundbreaking ceremonies for Dolphin Stadium take place.
<b>Dec. 19, 1985</b>	Foundation permit is issued to Dolphin Stadium Corporation by Dade County.
<b>Dec. 26, 1985</b>	First concrete is poured at stadium site.
<b>Dec. 31, 1985</b>	Dolphins Chairman of the Board and Managing General Partner Joe Robbie obtains construction loan and is granted permanent financing for the new stadium.
<b>June 3, 1986</b>	Dolphins Chairman of the Board and Managing General Partner Joe Robbie plants a ceremonial 30-foot Royal Palm tree to begin a million-dollar beautification project for neighborhoods near Dolphin Stadium.
<b>Aug. 27, 1986</b>	Topping Out Ceremonies take place at Dolphin Stadium as highest point of construction is reached.
<b>Feb. 3, 1987</b>	Metro Commission unanimously passes a resolution recommending that Dolphin Stadium be named after its builder, Joe Robbie.
<b>April 30, 1987</b>	Tim Robbie, designated spokesman for the Robbie children, announces that Dolphin Stadium has been renamed "Joe Robbie Stadium."
<b>Aug. 2, 1987</b>	An estimated 40,000 people attend Family Day at Joe Robbie Stadium, the general public's first opportunity to see the new facility.
<b>Aug. 16, 1987</b>	The Miami Dolphins play host to the Chicago Bears in the first game ever played in Joe Robbie Stadium. The Bears put a damper on the festive evening with a 10-3 preseason victory in front of 63,451 fans. The date also marks the 22nd anniversary of the Dolphins franchise.
<b>Oct. 11, 1987</b>	The Dolphins' "replacement" team records a 42-0 shutout win over the Kansas City Chiefs in the first regular-season game at JRS.
<b>Mar. 4, 1988</b>	The first soccer game ever played at JRS takes place as part of the Marlboro Soccer Cup of Miami. The U.S. National team defeats Millonarios of Colombia, 2-1, in the match before 14,877 fans.
<b>Mar. 11, 1988</b>	The first baseball game ever played at JRS takes place in front of 24,247 spectators, then the largest crowd ever to see a major-league game in the state of Florida. The Los Angeles Dodgers defeat the host Baltimore Orioles, 10-8, in the exhibition contest. The following night, the Montreal Expos beat the Orioles, 9-3, with 17,830 in attendance. Seven home runs are hit each night as a temporary 30-foot wall in left field compensates for a distance of 272 feet down the foul line.
<b>July 3, 1988</b>	The first concert ever held at JRS takes place. "Happy Birthday America '88" features performances by Rod Stewart, Hall and Oates and Chicago.
<b>Jan. 22, 1989</b>	The first Super Bowl ever held at JRS takes place. The game marks the first time since Super Bowl XIII (January 21, 1979) that the NFL's Championship game is played in Miami. The San Francisco 49ers defeat the Cincinnati Bengals, 20-16.
<b>Mar. 7, 1990</b>	H. Wayne Huizenga, Chairman of the Board and Chief Executive Officer of Blockbuster Video and Huizenga Holdings, Inc., agrees to purchase fifty percent of Robbie Stadium Corporation (the parent company of Joe Robbie Stadium), as well as a fifteen percent limited partnership interest in the Miami Dolphins.
<b>April 14-15, 1990</b>	Nearly 100,000 people pack the stands in Joe Robbie Stadium over a two-day period to see former Beatle Paul McCartney perform live in concert.
<b>Dec. 29, 1990</b>	The Florida State Seminoles defeat the Penn State Nittany Lions, 24-17, in the inaugural Blockbuster Bowl at JRS before a capacity crowd of 74,021.
<b>Jan. 5, 1991</b>	Dolphins host the Kansas City Chiefs in the first NFL playoff game ever played in JRS. The Dolphins come back to defeat the Chiefs, 17-16.
<b>Jan. 28, 1991</b>	Seats are removed on the north side of JRS to begin renovating for baseball.
<b>March 26, 1991</b>	H. Wayne Huizenga and the Robbie family jointly purchase 42 acres adjacent to JRS. In addition, Huizenga purchases two additional lots, totaling 65 acres. The lots were purchased from the estates of Emil and Lawrence Morton.

<b>March 30, 1991</b>	The New York Yankees and the Baltimore Orioles play an exhibition game before 67,654 fans at Joe Robbie Stadium – the largest crowd ever to watch a baseball game in a non-Major League city. The Yankee-Oriole game the following day draws 57,359, giving the two-game series at JRS a total attendance figure of 125,013.
<b>July 18, 1991</b>	Major League Baseball officially awards South Florida a National League expansion franchise, the Florida Marlins, who will begin play in 1993 at JRS.
<b>Jan. 25, 1992</b>	The U.S. World Cup soccer team faces the Soviet National Team (C.I.S.) before a crowd of 30,386.
<b>Jan. 17, 1993</b>	The Dolphins host the Buffalo Bills in the first AFC Championship Game ever played at JRS. The Bills defeat the Dolphins, 29-10, and advance to Super Bowl XXVII.
<b>April 5, 1993</b>	In the first regular season baseball game ever played at JRS, the Florida Marlins win their inaugural game, defeating the Los Angeles Dodgers, 6-3.
<b>Jan. 24, 1994</b>	H. Wayne Huizenga acquires remaining 50 percent of Joe Robbie Stadium and the additional 85 percent of the Miami Dolphins, leaving him with 100-percent controlling interest of both the stadium and Dolphins.
<b>Jan. 25, 1995</b>	The second Super Bowl game held at JRS takes place. In Super Bowl XXIX, the San Francisco 49ers defeat the San Diego Chargers, 49-26.
<b>May 11, 1996</b>	Al Leiter of the Marlins pitches the first no-hitter in JRS history, shutting out the Colorado Rockies, 11-0.
<b>Aug. 26, 1996</b>	Pro Player, the sports apparel division of Fruit of the Loom, sponsors the renaming of Joe Robbie Stadium to Pro Player Stadium for \$20 million over a 10-year period.
<b>Dec. 31, 1996</b>	The Nebraska Cornhuskers defeat the Virginia Tech Hokies, 41-21, in the first FedEx Orange Bowl played at Pro Player Stadium.
<b>Mar. 8, 1997</b>	Pro Player Stadium plays host to the Three Tenors concert (Luciano Pavarotti, Plácido Domingo, Jose Carreras).
<b>Oct. 18, 1997</b>	Pro Player Stadium hosts its first ever World Series game, as the Florida Marlins defeat the Cleveland Indians, 7-4, in Game 1.
<b>Oct. 25, 1997</b>	The Pro Player Stadium crowd of 67,498 to watch the Marlins defeat the Indians in Game 6 is the largest to see a World Series game since 1954.
<b>Oct. 26, 1997</b>	Edgar Renteria's single in the bottom of the 11th inning of Game 7 of the World Series drives in Craig Counsell to give the Marlins a 3-2 win and the World Championship.
<b>Jan. 31, 1999</b>	The third Super Bowl game held at Pro Player Stadium takes place. In Super Bowl XXXIII, the Denver Broncos defeat the Atlanta Falcons, 34-19.
<b>Jan. 3, 2001</b>	The Oklahoma Sooners defeat the Florida State Seminoles, 13-2, in the FedEx Orange Bowl to win the National Championship.
<b>Aug. 2, 2001</b>	Pro Player Stadium plays host to the *NSYNC concert.
<b>Oct 21, 2003</b>	Pro Player Stadium hosts its second World Series as 65,731 fans file in to watch the New York Yankees defeat the Florida Marlins, 6-1, in Game 3 of the Fall Classic. Marlins rebound to win their second world title in six games.
<b>Jan, 4, 2005</b>	USC defeats Oklahoma, 55-19, in the FedEx Orange Bowl to claim the national championship.
<b>Jan. 10, 2005</b>	Pro Player Stadium is re-named Dolphins Stadium. A three-phase improvement process to the stadium includes a remodeled club level and luxury suites, improved traffic flow, additional parking and state-of-the-art scoreboards.
<b>April 8, 2006</b>	Chairman of the Board and Managing General Partner H. Wayne Huizenga and Dolphins Enterprises CEO Joe Bailey announce and unveil a new logo and modified name for the stadium. The new name, Dolphin Stadium, appears on the new logo with a contemporary-looking dolphin. The world's largest high-definition video boards are also unveiled and used for the first time. Dolphin Stadium begins a \$250 million historic transformation.
<b>Dec., 2006</b>	Dolphin Stadium begins a \$250 million historic transformation unlike any stadium in the United States has experienced. With the addition of 360,000 square feet, Dolphin Stadium is creating space for incredible experiences.
<b>Feb. 4, 2007</b>	The fourth Super Bowl held at Dolphin Stadium takes place. In Super Bowl XLI the Indianapolis Colts defeat the Chicago Bears, 29-17.
<b>July 10, 2007</b>	"Sting" and The Police perform at Dolphin Stadium
<b>Jan. 3, 2008</b>	Kansas defeats Virginia Tech, 24-21, in the 74th FedEx Orange Bowl.
<b>Feb. 22, 2008</b>	H. Wayne Huizenga announces Stephen M. Ross becomes 50 percent partner of stadium and team.
<b>Aug. 28, 2008</b>	The University of Miami plays its first home football game at Dolphin Stadium with a 52-7 win over Charleston Southern before a crowd of 48,119.
<b>Nov. 26, 2008</b>	Madonna performs at Dolphin Stadium.
<b>Jan. 8, 2009</b>	The Florida Gators win their second National Championship in three years with a 24-14 win over the Oklahoma Sooners in the 2009 BCS National Championship Game played before a crowd of 78,468 at Dolphin Stadium.
<b>Jan. 20, 2009</b>	Wayne Huizenga and Stephen M. Ross jointly announce that Ross has closed on the purchase of an additional 45 percent of the Miami Dolphins and Dolphin Stadium. Coupled with his earlier purchase of 50 percent of the franchise, the stadium, and the excess developable land last February 22, Ross now has 95 percent stake of the Dolphins and the stadium while Huizenga will retain a 5 percent share of both and remains a 50 percent partner in that land.
<b>Mar. 14-18, 2009</b>	Dolphin Stadium plays host to the second round (Pool 2) of the World Baseball Classic. A total of six games are played at the stadium featuring Puerto Rico, the Netherlands, United States and Venezuela. The United States and Venezuela advanced from the group to the semi-finals in Los Angeles.
<b>May 8, 2009</b>	Stephen M. Ross and celebrated singer songwriter Jimmy Buffett announce that Dolphin Stadium will be renamed Land Shark Stadium. The unique branding brings Buffett's Margaritaville and Land Shark themes to enhance the game-day experience. To mark the announcement, Buffett performs three songs and unveils the new lyrics to his iconic song "FINN", written expressly for the team.
<b>Nov. 4, 2009</b>	Honduras plays Peru in an international soccer friendly match.

<b>Jan. 20, 2010</b>	Land Shark Stadium is renamed Sun Life Stadium after Sun Life Financial enters into a multi-year naming rights partnership with the stadium and the Dolphins.
<b>Jan. 31, 2010</b>	The 2010 NFL Pro Bowl takes place at Sun Life Stadium. The first Pro Bowl game to be played outside of Hawaii in 30 years.
<b>Feb. 7, 2010</b>	The fifth Super Bowl at Sun Life Stadium takes place. The New Orleans Saints defeat the Indianapolis Colts, 31-17.
<b>April 3, 2010</b>	Paul McCartney's "Up & Coming Tour" stops at Sun Life Stadium.
<b>Sept. 26, 2010</b>	LIV Sun Life Stadium makes its debut during the Dolphins-Jets game. The South Beach-style club is situated west end zone in the stadium's Club Level. It combines the excitement of Dolphins football with the allure of South Beach and features waitress and butler service, premium bars, HDTVs, celebrity appearances, DJs and a dance floor.
<b>June 29, 2011</b>	Featuring one of the biggest concert stages ever built, the U2 360 Tour stops at Sun Life Stadium before a crowd of more than 73,000.
<b>Aug. 3, 2011</b>	FC Barcelona, the 2011 UEFA Champions League champions, face one of Mexico's most popular clubs, CD Guadalajara, as part of the 2011 Herbalife World Football Challenge, at Sun Life Stadium. This marks the first time ever FC Barcelona has played in South Florida. Chivas stuns Barcelona, 4-1, on four second half goals before a record crowd of 70,080 to see a soccer event in South Florida. It eclipsed the previous record of 57,724 set in 1984 when Colombia played AC Milan in the Orange Bowl.
<b>Sept. 28, 2011</b>	The Marlins play their final game at Sun Life Stadium. A crowd of 34,615 watch as the Marlins drop a 3-1 decision to the Washington Nationals. Since their debut season in 1993, in all the Marlins played 1,504 games in the stadium and posted a record of 781-723.
<b>Nov. 23, 2011</b>	The Black Eyed Peas play their final show in an all-star heavy concert featuring Cee Lo Green, Jason Derulo, T-Pain, Sean Kingston, Flo Rida, DJ Smiley, and host Queen Latifah.
<b>March 3, 2012</b>	The inaugural Orange Bowl Lacrosse Classic is held at Sun Life Stadium as the all-day event features three high school games, a middle school contest and an interactive lacrosse camp.
<b>April 1, 2012</b>	The WWE's WrestleMania XXVIII is held at the stadium before a crowd of 78,363. The four-hour show featured CM Punk, John Cena, The Rock, The Undertaker, Triple H, as well as Flo Rida, Diddy and MGK.
<b>June 23, 2012</b>	The World Soccer Masters Tour stops at Sun Life Stadium as a crowd of 48,327 watched as Lionel Messi and other stars come together. Messi, who has been named the World Soccer Player of the Year the previous three seasons, makes his South Florida debut by scoring three goals and adding two assists in a steady game-long rain as his Black Masters team tie the Red Stars, 7-7.
<b>July 28, 2012</b>	AC Milan defeats Chelsea, 1-0, in front of a crowd of 57,748 at Sun Life Stadium in an exhibition match as part of the Herbalife World Football Challenge.
<b>Jan. 7, 2013</b>	The Alabama Crimson Tide win their second consecutive National Championship and third title in four years with a 42-14 win over the Fighting Irish of Notre Dame in the 2013 BCS National Championship Game played before a crowd of 80,120 at Sun Life Stadium.
<b>Jan. 10, 2013</b>	Cirque du Soleil debuts at Sun Life Stadium with TOTEM, a new big top production. Under the blue and yellow Big Top, TOTEM explores the ties that bind Man to other species, his dreams and his infinite potential.
<b>June 8, 2013</b>	Spain, the defending World Cup champions, defeated Haiti, 2-1, in front of a crowd of 36,535 at Sun Life Stadium. Through Project Phoenix, the match directly supported the Haitian community by not only donating one dollar per ticket sold to help construct a national team stadium in Cité Soleil, Haiti, but also develop a surrounding community center. Additionally, 100 percent of proceeds of a specially designed jersey sold at Sun Life Stadium went directly to the development efforts.
<b>Aug. 6-7, 2013</b>	The championship rounds of the inaugural Guinness International Champions Cup take place at Sun Life Stadium before a two-day crowd of 105,750. On Aug. 6, in the seventh-place match, Inter defeats Juventus on penalty kicks by a score of 9-8 after the match was tied 1-1 at the end of regulation. In the second game of the evening, playing for fifth place in the tournament, Valencia defeats Everton by a score of 1-0. On Aug. 7, in the third-place game, Milan defeats the L.A. Galaxy by a 2-0 score. Later that evening, Real Madrid wins the Guinness ICC trophy, defeating Chelsea by a score of 3-1. Cristiano Ronaldo leads the way for Madrid by scoring two goals and earning Man of the Tournament honors.
<b>Aug. 16, 2013</b>	The Legends of the Summer Tour, featuring Justin Timberlake and Jay Z, closes its 13-city, 15-show tour with a sold-out stop at Sun Life Stadium.
<b>Sept. 9, 2013</b>	Tom Garfinkel is named President and Chief Executive Officer of the Miami Dolphins and Sun Life Stadium. Garfinkel joined the organizations after working with the San Diego Padres from 2009-13, where he served as president and chief executive officer.
<b>Nov. 16, 2013</b>	Playing before a crowd of 71,124, an all-time attendance record for soccer in the state of Florida, Brazil defeats Honduras by a score of 5-0.
<b>April 5, 2014</b>	For the first time in its 41-year history, the American Invitational, presented by G&C Farm, is held at Sun Life Stadium. Known as the "Super Bowl of Show Jumping," it is the only major equestrian competition held in a football stadium in the United States.
<b>June 4 &amp; 7, 2014</b>	The English national soccer team plays to a 2-2 tie against Ecuador (June 4) and a 0-0 tie against Honduras (June 7) at Sun Life Stadium. The matches are part of England's final preparations for the 2014 FIFA World Cup.
<b>June 9, 2014</b>	The Ghana national soccer team earns a 4-0 victory at Sun Life Stadium over Korea in preparation for the 2014 FIFA World Cup.

<b>June 17, 2014</b>	The Sun Life Stadium modernization plan moves forward as the Miami-Dade County Commission approves by a 7-4 vote a Performance-Based Marquee Event Grant Agreement. Under the agreement, Dolphins Chairman of the Board and Managing General Partner Stephen Ross agrees to fund the modernization project with private funds. Upon completion, the stadium will become eligible for performance grants tied to marquee events such as Super Bowls, college football championships, college football semifinals, World Cup soccer matches, as well as other international soccer events for a period of 20 years.
<b>June 25, 2014</b>	With a combined 300 million records sold worldwide and 36 Grammys, Beyoncé and Jay Z launch their "On The Run" tour at Sun Life Stadium.
<b>June 28, 2014</b>	The Dolphins commence work on the modernization of Sun Life Stadium. The multi-year construction project encompasses a host of improvements to the fan experience that elevates the venue to a global entertainment destination.
<b>Sept. 5, 2014</b>	Sun Life Stadium again breaks the attendance record for the largest crowd to watch a soccer game in the state of Florida when Brazil and Colombia compete in front of 73,429 fans.
<b>Aug. 29, 2015</b>	The Dolphins unveil Phase I of the new-look stadium in a 13-9 preseason victory against the Atlanta Falcons. The first phase of the stadium renovation project includes changing every seat in the stadium, rebuilding the concourses on the 100 and 300 levels, moving the seats 25 feet closer to the field on the north and south sidelines, introducing five new premium spaces and allowing fans to enjoy improved food, enhanced concourses and 16 new restroom facilities throughout the facility.
<b>Dec. 31, 2015</b>	The 2015 Capital One Orange Bowl matches the undefeated and No. 1 overall team in the nation, the Clemson Tigers, against the one-loss Oklahoma Sooners in a College Football Playoff semifinal. Clemson earns a 37-17 victory to advance to the 2016 College Football Playoff National Championship.
<b>Aug. 17, 2016</b>	The Dolphins and Hard Rock International announce an 18-year agreement to name the newly renovated facility Hard Rock Stadium. The iconic lifestyle brand becomes the official Miami Dolphins hotel and resort, casual restaurant partner and hospitality sponsor.
<b>July 26, 2017</b>	Paris Saint-Germain F.C. takes on Juventus F.C. as part of the 2017 International Champions Cup presented by Heineken.
<b>July 29, 2017</b>	El Clásico Miami between Real Madrid C.F. and F.C. Barcelona takes place at Hard Rock Stadium, the first time the match has been hosted in North America. The event is part of the 2017 International Champions Cup presented by Heineken.
<b>Nov. 1, 2017</b>	The College Football Playoff announced Hard Rock Stadium as the site for the 2021 College Football Playoff National Championship.
<b>Dec. 20, 2017</b>	IMG, a part of the Endeavor Network, announced the Miami Open presented by Itaú will be relocating to Hard Rock Stadium in 2019.
<b>July 28, 2018</b>	F.C. Bayern Munich takes on Manchester City F.C. as part of the 2018 International Champions Cup presented by Heineken.
<b>July 31, 2018</b>	Manchester United F.C. faces Real Madrid C.F. as part of the sixth-annual International Champions Cup. It is the second consecutive year that Real Madrid played at Hard Rock Stadium, after they dropped a 3-2 decision to F.C. Barcelona in 2017.
<b>Aug. 18, 2018</b>	Taylor Swift's Reputation Stadium Tour comes to Hard Rock Stadium.
<b>Aug. 21, 2018</b>	Hard Rock Stadium hosts The Eagles with Jimmy Buffet and the Coral Reefer Band.
<b>Aug. 31, 2018</b>	JAY-Z AND BEYONCÉ joined forces for the OTR II stadium tour and performed at Hard Rock Stadium for their North American leg stop in Miami.
<b>Sept. 7, 2018</b>	CMN Sports partners with Relevant to present an international soccer friendly between South American rivals Colombia and Venezuela.
<b>Oct. 12, 2018</b>	Hard Rock Stadium hosts Clásico del Pacífico between fierce rivals Peru and Chile as the first rivalry played in North America.
<b>March 18-31, 2019</b>	The 35th edition of the Miami Open presented by Itaú celebrated the inaugural tournament at its new home at Hard Rock Stadium. The event was a showcase of the best Miami has to offer including art, culture, cuisine, entertainment and tennis.
<b>May 10-12, 2019</b>	Rolling Loud hosts its fifth Miami festival as it returns to Hard Rock Stadium on May 10-12, extending the music festival from two to three days.
<b>June 1, 2019</b>	Hard Rock Stadium hosts a soccer preparation match between Venezuela and Ecuador.
<b>Aug. 7, 2019</b>	Hard Rock Stadium hosts the first leg of the inaugural LaLiga-Serie A Cup featuring LaLiga's F.C. Barcelona facing off against Serie A's S.S.C. Napoli. The second leg will be played in Ann Arbor, Michigan.
<b>Feb. 2, 2020</b>	Hard Rock Stadium hosts Super Bowl LIV in the NFL's 100th season. It marks the region's record 11th time hosting the signature event. The Kansas City Chiefs defeat the San Francisco 49ers, 31-20.
<b>July 9, 2020</b>	The Global Biorisk Advisory Council (GBAC), a Division of ISSA, the worldwide cleaning industry association, announces that Hard Rock Stadium has become the first NFL stadium to receive GBAC STAR™ accreditation. This initiative serves as the gold standard for facilities to implement cleaning, disinfection and infectious disease prevention work practices to control risks associated with infectious agents.
<b>Jan. 11, 2021</b>	Alabama wins its 18th national championship with a 52-24 win over Ohio State at Hard Rock Stadium.
<b>Feb. 27, 2021</b>	The first boxing matches held at Hard Rock Stadium take place as Canelo Alvarez fights Avni Yildirim to defend his WBC, WBA and The Ring super-middleweight titles.
<b>April 18, 2021</b>	Formula 1® announces a 10-year deal to host races in the area around Hard Rock Stadium starting in 2022.
<b>June 6, 2021</b>	International Boxing Hall of Fame inductee Floyd 'Money' Mayweather and social media sensation Logan 'The Maverick' Paul headlined a SHOWTIME pay-per-view exhibition at Hard Rock Stadium.
<b>July 23-25, 2021</b>	Hard Rock Stadium broke its attendance record for a music event with Rolling Loud Miami 2021, in which a daily crowd of 75,000 attended the three-day event.
<b>August 14, 2021</b>	Hard Rock Stadium hosts Aventura's Inmortal Tour with a surprise performance from multi-award-winning artist Bad Bunny.



<b>May 6-8, 2022</b>	The inaugural Formula 1® Crypto.com Miami Grand Prix made its debut, boasting the largest attendance for a Hard Rock Stadium event with a record-breaking 242,955 attendees.
<b>June 18, 2022</b>	Hard Rock Stadium hosts The Stadium Tour featuring Motley Crue, Def Leppard, Poison and Joan Jett and the Black Hearts.
<b>Aug. 12-13, 2022</b>	Hard Rock Stadium hosts a two-day sell out crowd for Bad Bunny's World's Hottest Tour.
<b>Sept. 17, 2022</b>	Hard Rock Stadium hosts Lady Gaga's The Chromatica Ball for nearly 65,000 fans.
<b>May 5-7, 2023</b>	The Formula 1® Crypto.com Miami Grand Prix 2023 broke its inaugural year attendance record by welcoming more than 270,000 attendees. The event debuted a brand-new 19,000 square-foot permanent Paddock Club building and expanded the F1 paddock onto the field of Hard Rock Stadium, creating the Formula 1® Team Village. It was the first time an F1 paddock was based on a stadium field.

## HARD ROCK STADIUM FIRSTS

### FOOTBALL (OVERALL)

<b>Preseason Game</b>	8/16/87 – Chicago 10, Dolphins 3
<b>Regular Season Game</b>	10/11/87 – Dolphins 42, Kansas City 0
<b>Dolphins Playoff Game</b>	1/5/91 – Dolphins 17, Kansas City 16
<b>AFC Championship Game</b>	1/17/93 – Buffalo 29, Dolphins 10
<b>Super Bowl</b>	1/22/89 – San Francisco 49ers 20, Cincinnati Bengals 16
<b>College Bowl Game</b>	12/29/90 – Florida State 24, Penn State 17 (Blockbuster Bowl)
<b>BCS National Championship Game</b>	1/31/01 – Oklahoma 13, Florida State 2 (Orange Bowl)
<b>CFP National Championship Game</b>	1/11/21 – Alabama 52, Ohio State 24

### FOOTBALL (REGULAR SEASON GAMES)

<b>Dolphins Win</b>	10/11/87 – Dolphins 42, Kansas City 0
<b>Dolphins Loss</b>	10/25/87 – Buffalo 34, Dolphins 31 (OT)
<b>Dolphins Shutout</b>	10/11/87 – Dolphins 42, Kansas City 0
<b>Shutout, Opponent</b>	1/18/01 – N.Y. Jets 24, Dolphins 0
<b>Overtime Game</b>	10/25/87 – Buffalo 34, Dolphins 31
<b>National Anthem, Performance</b>	Thomas Brown, III vs. Kansas City, 10/11/87 (played trumpet)
<b>National Anthem, Singing</b>	Pete Harris vs. Buffalo, 10/25/87
<b>Coin Toss</b>	vs. Kansas City, 10/11/87 (won by Chiefs)
<b>Dolphins Captains</b>	Kyle Mackey, Tim Pidgeon, Demetrious Johnson
<b>Kickoff</b>	Willie Beecher (Dolphins) vs. Kansas City, 10/11/87 (to 2-yard line)
<b>Kickoff Return</b>	Kevin Wyatt of Kansas City, 10/11/87 (21 yards)
<b>Dolphins Kickoff Return</b>	Pete Roth vs. Kansas City, 10/11/87 (23 yards)
<b>Tackle, on Kickoff</b>	Scott Nicolas (Dolphins) vs. Kansas City, 10/11/87 (of Kevin Wyatt)
<b>Kickoff Returned for a TD</b>	Stanford Jennings (Cincinnati) vs. San Francisco (SB XXIII), 1/22/89
<b>Punt</b>	Kelly Goodburn of Kansas City, 10/11/87 (47 yards)
<b>Dolphins Punt</b>	Stacy Gore vs. Kansas City, 10/11/87 (35 yards)
<b>Punt Return</b>	Mike Caterbone (Dolphins) vs. Kansas City, 10/11/87 (15 yards)
<b>Punt Return for a TD</b>	O.J. McDuffie (Dolphins) vs. Indianapolis, 10/24/93 (71 yards)
<b>Blocked Punt</b>	William Judson (Dolphins) vs. Green Bay, 9/18/88
<b>Penalty</b>	On Dolphins vs. Kansas City, 10/11/87 (illegal formation)
<b>Field Goal Attempt</b>	Willie Beecher (Dolphins) vs. Kansas City, 10/11/87 (missed from 49 yards)
<b>Field Goal</b>	Scott Norwood of Buffalo, 10/25/87 (41 yards)
<b>Dolphins Field Goal</b>	Fuad Reveiz vs. Buffalo, 10/25/87 (46 yards)
<b>Turnover</b>	Alex Espinosa of Kansas City intercepted by Liffort Hobley of Dolphins, 10/11/87
<b>Dolphins Turnover</b>	Lawrence Sampleton fumbles (recovered by James Harrell) vs. Kansas City, 10/11/87
<b>Fumble</b>	Blaine Smith of Kansas City, 10/11/87 (own recovery)
<b>Dolphins Fumble</b>	Lawrence Sampleton vs. Kansas City, 10/11/87 (recovered by Chiefs' James Harrell)
<b>Forced Fumble</b>	Mike Lambrecht (Dolphins) vs. Kansas City, 10/11/87 (on Chris Smith)
<b>Fumble Lost</b>	Chris Smith of Kansas City, 10/11/87 (recovered by Liffort Hobley)
<b>Fumble Recovery</b>	Blaine Smith of Kansas City 10/11/87 (his own)
<b>Fumble Returned for a TD</b>	Liffort Hobley (Dolphins) vs. Kansas City, 10/11/87 (55 yards)
<b>Interception</b>	Liffort Hobley (Dolphins) vs. Kansas City, 10/11/87 (of Alex Espinosa)
<b>Interception Returned for a TD</b>	Donnie Shell of Steelers, 11/1/87 (50 yards)
<b>Scoring Play</b>	Rickey Isom (Dolphins) vs. Kansas City, 10/11/87 (6-yard TD run)
<b>Scoring Play, Opponent</b>	Scott Norwood of Buffalo, 10/25/87 (41-yard FG)
<b>Touchdown</b>	Rickey Isom (Dolphins) vs. Kansas City, 10/11/87 (6-yard run)
<b>Rushing Touchdown</b>	Rickey Isom (Dolphins) vs. Kansas City, 10/11/87 (6 yards)
<b>Rushing Touchdown, Opponent</b>	Robb Riddick of Buffalo, 10/25/87 (1 yard)
<b>Passing Touchdown</b>	Dan Marino to Mark Duper (Dolphins) vs. Buffalo, 10/25/87 (5 yards)
<b>Passing Touchdown, Opponent</b>	Jim Kelly to Chris Burkett (Buffalo), 10/25/87 (14 yards)
<b>Defensive Touchdown</b>	Liffort Hobley (Dolphins) vs. Kansas City, 10/11/87 (55-yard fumble return)
<b>Defensive Touchdown, Opponent</b>	Donnie Shell of Pittsburgh, 11/1/87 (50-yard interception return)
<b>Special Teams Touchdown</b>	Marc Logan (Dolphins) vs. Buffalo, 9/10/89 (blocked punt recovery)
<b>Scoring Drive</b>	By Miami (7 plays, 54 yards in 3:28) vs. Kansas City, 10/11/87
<b>PAT</b>	Willie Beecher (Dolphins) vs. Kansas City, 10/11/87 (Good)
<b>Missed PAT</b>	Fuad Reveiz (Dolphins) vs. Washington, 12/20/87

<b>First Down</b>	Robert Parker of Kansas City, 10/11/87 (1-yard run)
<b>Dolphins First Down</b>	Dameon Reilly (Dolphins) vs. Kansas City, 10/11/87 (16-yard pass from Kyle Mackey)
<b>Third-Down Conversion</b>	By Kansas City, 10/11/87 (Robert Parker 1-yard run)
<b>Dolphins Third-Down Conversion</b>	vs. Kansas City, 10/11/87 (16-yard pass from Kyle Mackey to Dameon Reilly)
<b>Fourth-Down Conversion</b>	By Dolphins vs. Buffalo, 10/25/87 (17-yard pass from Dan Marino to Mark Duper)
<b>Tackle</b>	Mike Lambrecht (Dolphins) vs. Kansas City, 10/11/87 (of Robert Parker)
<b>Tackle, Opponent</b>	Chris Lindstrom of Kansas City, 10/11/87 (of John Tagliaferri)
<b>QB Sack</b>	Ike Readon (Dolphins) vs. Kansas City, 10/11/87 (of Matt Stevens)
<b>QB Sack, Opponent</b>	Bruce Smith of Buffalo, 10/25/87 (of Dan Marino)
<b>Rushing Attempt</b>	Robert Parker of Kansas City, 10/11/87 (2 yards)
<b>Dolphins Rushing Attempt</b>	John Tagliaferri vs. Kansas City, 10/11/87 (2 yards)
<b>Passing Attempt</b>	Matt Stevens of Kansas City, 10/11/87 (incomplete, intended for David Montagne)
<b>Dolphins Passing Attempt</b>	Kyle Mackey vs. Kansas City, 10/11/87 (incomplete, intended for Eddie Chavis)
<b>Pass Completion</b>	Matt Stevens to John Trahan (Kansas City), 10/11/87 (5 yards)
<b>Dolphins Pass Completion</b>	Kyle Mackey to Mark Konecny vs. Kansas City, 10/11/87 (10 yards)
<b>Timeout</b>	By Dolphins vs. Kansas City, 10/11/87 (2:23 of 2nd quarter)

## BASEBALL (OVERALL)

<b>Exhibition Game</b>	3/11/88 – Los Angeles Dodgers 10, Baltimore Orioles 8
<b>Regular Season Game</b>	4/5/93 – Florida Marlins 6, Los Angeles Dodgers 3
<b>World Series Game</b>	10/18/97 – Florida Marlins 7, Cleveland Indians 4

## BASEBALL (REGULAR SEASON)

<b>Ceremonial First Pitch</b>	New York Yankee great Joe DiMaggio
<b>Pitch</b>	Charlie Hough (Marlins) a called strike to Jose Offerman (Dodgers), 4/5/93
<b>Hit</b>	Bret Barberie (Marlins) first inning single to left field off Orel Hershiser (Dodgers), 4/5/93
<b>Double</b>	Eric Davis (Dodgers) second inning, 4/5/93
<b>Triple</b>	Walt Weiss (Marlins), second inning, 4/5/93
<b>Home Run</b>	Tim Wallach (Dodgers), sixth inning solo home run over left field wall, 4/5/93
<b>Run</b>	Benito Santiago (Marlins), second inning, 4/5/93
<b>RBI</b>	Walt Weiss (Marlins), second inning, 4/5/93
<b>Stolen Base</b>	Jeff Conine (Marlins), eighth inning 4/5/93
<b>Strikeout</b>	Jose Offerman (Dodgers) goes down looking to Charlie Hough in first inning, 4/5/93
<b>Walk</b>	Eric Karros (Dodgers), second inning off Charlie Hough, 4/5/93
<b>Error</b>	Jody Reed (Dodgers), muffs first inning ground ball hit by Scott Pose, 4/5/93
<b>Winning Pitcher</b>	Charlie Hough (Marlins), 4/5/93
<b>Losing Pitcher</b>	Orel Hershiser (Dodgers), 4/5/93
<b>Save</b>	Bryan Harvey (Marlins), 4/5/93
<b>No-Hitter</b>	Al Leiter (Marlins), 5/11/96

## SOCCER

<b>Game</b>	3/4/88 – U.S. National team 2, Millonarios (Colombia) 1
<b>Goal</b>	Jorge Raigoza (Millonarios) at 55:44, 3/4/88
<b>Assist</b>	Ruben Dario Hernandez (Millonarios), 3/4/88
<b>Game-Winning Goal</b>	Bruce Murray (U.S.), at 78:34, 3/4/88
<b>Penalty Kick</b>	Tab Ramos (U.S.), saved by Ruben Cousillas of Millonarios, 3/4/88

## BOXING

<b>Match</b>	2/27/21 – Keyshawn Davis def. Lester Brown
<b>Main Event</b>	2/27/21 – Canelo Alvarez def. Avni Yildirim
<b>TKO</b>	Keyshawn Davis over Lester Brown (second round)

## AUTO RACING

<b>Formula 1 Race</b>	5/8/22 – Max Verstappen (1st), Charles Leclerc (2nd), Carlos Sainz (3rd)
<b>Formula 1 Pole</b>	5/7/22 – Charles Leclerc
<b>W Series Race</b>	5/7/22 – Jamie Chadwick (1st), Jessica Hawkins (2nd), Beitske Visser (3rd)
<b>Porsche Sprint Challenge Race</b>	5/7/22 – Sebastian Carazo (1st), Alan Metni (2nd), Efrin Castro (3rd)



## BAPTIST HEALTH TRAINING COMPLEX



On July 20, 2021, the Miami Dolphins officially cut the ribbon at their new facility at the Baptist Health Training Complex in Miami Gardens, Florida. Located across the street from Hard Rock Stadium, the \$135 million complex features a 125,000 square-foot training facility and 92,200 square-foot indoor field, totaling 227,200 square-feet of indoor space and two grass practice fields.

The Baptist Health Training Complex houses a state-of-the-art hydrotherapy area, fuel bar, altitude chamber, dedicated recovery area including cryotherapy and isolation tanks, an athletic training room with expansive rehabilitation space, meeting rooms with direct access to the fields, a two-story weight room with a cardio deck, locker rooms, equipment space, dining hall, auditorium, an outdoor practice area with two full natural grass fields, full indoor practice facility, a lobby with a grand staircase, office area, press area, fan amenities and a broadcast area.

The Baptist Health Training Complex not only houses the Dolphins' football operation personnel, but it also serves as the site of the club's preseason training camp and all offseason conditioning programs.

In 2023, the Miami Dolphins in partnership with Baptist Health unveiled the new Baptist Health Orthopedic Complex as the final installation to the Baptist Health Training Complex. The two-story, 17,000 square foot facility provides the Miami Gardens community and Miami Dolphins players and coaches with first-in-class medical services including Orthopedics, Sports Medicine, and Physical Therapy services.

Baptist Health is the official partner of the training complex. The partnership is an extension of a decades-long relationship with the Miami Dolphins, with the entity serving as the Official Sports Medicine Provider as well as the Official Wellness Provider of the Miami Dolphins. Baptist Health also is a proud partner of the Miami Dolphins Foundation working together on a series of initiatives around the health and safety of South Florida students, coaches and parents to grow youth football participation in South Florida.

Work began on the complex in August 2019 by Moss Construction with collaboration from architects ROSSETTI and Rockwell Group.

The complex brings the Dolphins back to Miami-Dade County after their training facility was located in Davie from 1993 until 2021. From 1970 until 1993, the Dolphins held a long-time base at St. Thomas University (formerly Biscayne College) in Miami Gardens.





# Baptist Health

## TRAINING COMPLEX



### FACTS AND FIGURES

Site	20000 NW 27th Ave., Miami Gardens, FL 33056
Distance to Facility from Airport	17 miles – Fort Lauderdale/Hollywood International 17 miles – Miami International
Number of Stories of Facility	2
Square Feet of Training Facility	125,000 square feet + 92,200 square foot indoor practice facility and two outdoor grass fields
Contractor	Moss
Architects	ROSSETTI / Rockwell Group
Number of Seats for Fans	3,050 (2,400 bleachers; 650 berm seating)
Number of Concession Stands for Fans	2
Square Feet of Weight Room	13,379 feet
Square Feet of Locker Room	5,082 feet
Number of Lockers	115 players, 210 staff
Number of Offices for Coaches and Personnel	60
Number of Player Meeting Rooms	11
Number of Conference Rooms	9
Square Feet of Auditorium	3,357 feet
Number of Seats in Auditorium	179 seats
Number of Whirlpools	4 (1 rehab, 2 hot/cold, 1 HydroWorx)
Number of Practice Fields	3 (2 grass, 1 indoor turf)
Type of Grass for Practice Fields	Trifway 419 Bermuda
Type of Drainage System	SubAir

### INDOOR FIELD FACTS AND FIGURES

Square Feet	92,200 square feet
Surface	Matrix Turf with Helix Technology & Organic Infill, manufactured by Hellas Construction

### CHRONOLOGY OF DOLPHINS TRAINING SITES

DATES	RESULT
July 5, 1966 – July 15, 1966	St. Petersburg Beach (St. Petersburg, Fla.)
July 16, 1966 – August 6, 1966	Boca Ciega High School (St. Petersburg, Fla.)
August 7, 1966 – April 24, 1970	St. Andrew's School (Boca Raton, Fla.)
April 25, 1970 – July 11, 1970	Indoctrination Camp at University of Miami (Miami, Fla.)
July 12, 1970 – June 30, 1993	Biscayne College/St. Thomas University (Miami, Fla.)
July 1, 1993 – July 19, 2021	Baptist Health Training Facility at Nova Southeastern University (Davie, Fla.)
July 20, 2021 – Present	Baptist Health Training Complex (Miami Gardens, Fla.)

## DOLPHINS ARE AMONG THE BEST

Since the 1970 merger of the National and American Football Leagues, the Miami Dolphins have the fourth-highest regular season winning percentage in the NFL with a record of 470-354-2 (.570) and the fourth-highest overall winning percentage with an overall mark of 490-376-2 (.566) over that time span.

TEAM	REGULAR SEASON				OVERALL			
	W	L	T	PCT.	W	L	T	PCT.
1. Pittsburgh	504	318	4	.613	540	344	4	.610
2. Dallas	483	343	0	.585	518	369	0	.584
3. New England	474	352	0	.574	510	373	0	.578
<b>4. MIAMI</b>	<b>470</b>	<b>354</b>	<b>2</b>	<b>.570</b>	<b>490</b>	<b>376</b>	<b>2</b>	<b>.566</b>
5. Baltimore	243	190	1	.561	259	202	1	.562
6. Denver	461	359	6	.562	484	378	6	.561
7. San Francisco	454	368	4	.552	490	390	4	.557
8. Minnesota	464	358	4	.564	483	387	4	.555
9. Green Bay	446	370	10	.546	470	392	10	.545
10. Kansas City	434	385	7	.530	449	404	7	.526
11. Philadelphia	429	388	9	.525	450	412	9	.522
12. Seattle	383	358	1	.517	400	377	1	.515
13. Las Vegas	420	400	6	.512	442	417	6	.515
14. Washington	421	401	4	.512	441	417	4	.514
15. L.A. Rams	413	408	5	.503	436	429	5	.504
16. Indianapolis	414	409	3	.503	433	431	3	.501
17. Tennessee	400	424	2	.485	415	444	2	.483
18. Buffalo	397	426	2	.482	413	444	2	.482
19. N.Y. Giants	391	431	4	.476	412	444	4	.481
20. Chicago	399	426	1	.484	409	441	1	.481
21. L.A. Chargers	392	429	5	.478	403	444	5	.476
22. New Orleans	391	431	4	.476	401	444	4	.475
23. Carolina	212	237	1	.472	221	245	1	.474
24. Cincinnati	378	443	4	.461	388	459	4	.458
25. Atlanta	371	450	5	.452	381	464	5	.451
26. N.Y. Jets	352	472	2	.427	362	484	2	.428
27. Arizona	349	469	8	.427	355	478	8	.427
28. Jacksonville	189	261	0	.420	197	269	0	.423
29. Houston	142	195	1	.422	146	201	1	.421
30. Cleveland	321	453	4	.415	326	465	4	.413
31. Detroit	337	483	6	.412	338	495	6	.406
32. Tampa Bay	299	442	1	.404	310	453	1	.406

Since 1970, the Miami Dolphins have the 10th-best regular-season winning percentage of any team in the four major professional sports. Miami's regular-season winning percentage of .570 (470-354-2) is behind only the Pittsburgh Steelers, Boston Bruins, San Antonio Spurs, Los Angeles Lakers, Dallas Cowboys, Montreal Canadiens, Boston Celtics, Philadelphia Flyers and New England Patriots among the combined teams from the National Football League, Major League Baseball, National Hockey League and National Basketball Association. Football and baseball records are through the end of the 2022 season. Basketball and hockey records are through the end of the 2022-23 season.

TEAM	SPORT	W	L	T	PCT.
1. Pittsburgh Steelers	Football	504	318	4	.613
2. Boston Bruins	Hockey	2226	1325	559	.610
3. San Antonio Spurs	Basketball	2283	1502	0	.603
4. Los Angeles Lakers	Basketball	2578	1699	0	.603
5. Dallas Cowboys	Football	483	343	0	.585
6. Montreal Canadiens	Hockey	2111	1424	576	.584
7. Boston Celtics	Basketball	2490	1787	0	.582
8. Philadelphia Flyers	Hockey	2067	1434	608	.577
9. New England Patriots	Football	474	352	0	.574
<b>10. MIAMI DOLPHINS</b>	<b>FOOTBALL</b>	<b>470</b>	<b>354</b>	<b>2</b>	<b>.570</b>
11. New York Yankees	Baseball	4707	3635	0	.564
12. Minnesota Vikings	Football	464	358	4	.564
13. Denver Broncos	Football	461	359	6	.562
14. Minnesota Wild	Hockey	858	646	227	.561
15. Baltimore Ravens	Football	243	190	1	.561
16. Nashville Predators	Hockey	939	718	238	.558
17. San Francisco 49ers	Football	454	368	4	.552
18. Los Angeles Dodgers	Baseball	4573	3782	0	.547
19. Green Bay Packers	Football	446	370	10	.546
20. New York Rangers	Hockey	1977	1611	522	.545

\* Minimum 15 seasons played

\*\* For the purposes of this chart, NHL tie totals include games that were lost in overtime and winning percentage is based on percentage of total possible points.

# DOLPHINS = WINNERS

## HIGHEST WINNING PERCENTAGE IN NFL HISTORY (regular season, minimum 50 seasons)

TEAM	W	L	T	PCT.
1. Dallas	550	408	6	.574
2. Green Bay	790	590	38	.572
3. New England	537	420	9	.561
4. Chicago	786	624	42	.557
<b>5. MIAMI</b>	<b>485</b>	<b>393</b>	<b>4</b>	<b>.552</b>

## HIGHEST WINNING PERCENTAGE SINCE NFL-AFL MERGER (regular season, 1970-2020)

TEAM	W	L	T	PCT.
1. Pittsburgh	504	318	4	.613
2. Dallas	483	343	0	.585
3. New England	474	352	0	.574
<b>4. MIAMI</b>	<b>470</b>	<b>354</b>	<b>2</b>	<b>.570</b>
5. Minnesota	464	358	4	.564

## BEST RECORD IN THE 1990s (regular season, minimum six seasons)

TEAM	W	L	T	PCT.
1. San Francisco	113	47	0	.706
2. Buffalo	103	57	0	.644
3. Kansas City	102	58	0	.638
4. Dallas	101	59	0	.631
<b>5. MIAMI</b>	<b>95</b>	<b>65</b>	<b>0</b>	<b>.594</b>
Minnesota	95	65	0	.594

## BEST RECORD IN THE 1990s (regular season)

TEAM	W	L	T	PCT.
1. San Francisco	104	47	1	.688
2. Washington	97	55	0	.638
<b>3. MIAMI</b>	<b>94</b>	<b>57</b>	<b>1</b>	<b>.622</b>
4. Denver	93	58	1	.615
5. Chicago	92	60	0	.605

## BEST RECORD IN THE 1970s (regular season)

TEAM	W	L	T	PCT.
1. Dallas	105	39	0	.729
<b>2. MIAMI</b>	<b>104</b>	<b>39</b>	<b>1</b>	<b>.726</b>
3. Oakland	100	38	6	.715
4. St. Louis	98	42	4	.694
Minnesota	99	43	2	.694

## HIGHEST AVERAGE POINTS SCORED PER GAME SINCE NFL-AFL MERGER (1970-2022, among teams that have played every season)

1. Dallas	22.8
2. New England	22.8
3. San Francisco	22.7
4. Minnesota	22.3
5. Green Bay	22.2
6. Denver	22.1
7. L.A. Chargers	22.0
8. Pittsburgh	21.9
9. Kansas City	21.8
<b>10. MIAMI</b>	<b>21.6</b>

## FEWEST AVERAGE POINTS ALLOWED PER GAME SINCE NFL-AFL MERGER (1970-2022, among teams that have played every season)

1. Pittsburgh	18.2
2. Dallas	19.8
<b>3. MIAMI</b>	<b>19.8</b>
4. New England	19.9
5. Chicago	20.0



### FEWEST PENALTIES SINCE NFL-AFL MERGER (1970-2022, among teams that have played every season)

1.	<b>MIAMI</b>	<b>4,608</b>
2.	Indianapolis	4,685
3.	New England	4,718
4.	Green Bay	4,809
5.	N.Y. Giants	4,914

### MOST SEASONS WITH 10 OR MORE WINS SINCE NFL-AFL MERGER (1970-2022)

1.	Dallas	28
2.	New England	27
3.	Pittsburgh	26
	San Francisco	26
5.	<b>MIAMI</b>	<b>23</b>

### MOST SEASONS WITH A WINNING RECORD SINCE NFL-AFL MERGER (1970-2022)

1.	Pittsburgh	39
2.	New England	35
	Dallas	35
4.	<b>MIAMI</b>	<b>33</b>
5.	Minnesota	32

### MOST DIVISION CHAMPIONSHIPS SINCE NFL-AFL MERGER (1970-2022)

1.	Pittsburgh	24
2.	New England	21
	Dallas	21
	San Francisco	21
5.	Minnesota	19
6.	Green Bay	16
7.	Denver	15
	Indianapolis	15
9.	L.A. Rams	14
10.	<b>MIAMI</b>	<b>13</b>
	Kansas City	13

### MOST PLAYOFF APPEARANCES SINCE NFL-AFL MERGER (1970-2022)

1.	Pittsburgh	32
2.	Dallas	31
3.	Minnesota	29
4.	New England	27
	San Francisco	27
6.	Philadelphia	25
7.	Indianapolis	24
	Green Bay	24
	<b>MIAMI</b>	<b>24</b>
10.	L.A. Rams	23

### BEST HOME RECORD SINCE NFL-AFL MERGER (regular season, 1970-2022, among teams that have played every season)

TEAM	W	L	T	PCT.
1. Pittsburgh	295	116	2	.717
2. Denver	276	134	4	.672
3. Minnesota	277	136	1	.670
4. <b>MIAMI</b>	<b>270</b>	<b>141</b>	<b>1</b>	<b>.657</b>
5. Dallas	270	143	0	.654

### BEST ROAD RECORD SINCE NFL-AFL MERGER (regular season, 1970-2022, among teams that have played every season)

TEAM	W	L	T	PCT.
1. Dallas	213	200	0	.516
2. Pittsburgh	209	202	2	.508
3. San Francisco	207	205	1	.502
4. New England	206	207	0	.499
5. <b>MIAMI</b>	<b>200</b>	<b>213</b>	<b>1</b>	<b>.484</b>

### BEST INTERCONFERENCE RECORD SINCE NFL-AFL MERGER (regular season, 1970-2022, among teams that have played every season)

TEAM	W	L	T	PCT.
1. Pittsburgh	122	74	2	.621
2. <b>MIAMI</b>	<b>119</b>	<b>80</b>	<b>0</b>	<b>.598</b>
3. Kansas City	108	78	2	.580
4. Philadelphia	110	86	3	.560
5. Denver	113	89	2	.559

## VETERAN PLAYERS



# 26 SALVON AHMED

RUNNING BACK // 5-11 // 197 // WASHINGTON '20  
ACQUIRED: WAI., '20 (SF)  
HOMETOWN: KIRKLAND, WASH. // BORN: 12/29/98  
NFL: FOURTH SEASON // DOLPHINS: FOURTH SEASON

### NFL CAREER

#### TRANSACTIONS:

- Signed to Miami's active roster on Oct. 9, 2020.
- Signed to Miami's practice squad on Sept. 6, 2020.
- Waived by Miami on Sept. 5, 2020.
- Awarded off waivers to Miami on Aug. 26, 2020.
- Waived by San Francisco on Aug. 25, 2020.
- Signed by San Francisco as an undrafted college free agent on May 1, 2020.

#### CAREER HIGHLIGHTS:

- Played in 30 career games with 4 starts.
- 141 carries for 532 yards (3.8 avg.) and 4 TDs.
- 24 receptions for 186 yards (7.8 avg.).
- 1 miscellaneous tackle.
- Appeared in 1 postseason game.

#### 2022 (MIAMI):

- Played in 12 games.
- Dressed but did not play 3 games.
- Inactive for 2 games.
- 12 carries for 64 yards (5.3 avg.) and 1 TD.
- 1 reception for 8 yards.

**VS. CLEVELAND (11/13):** 3 carries for 11 yards (3.7 avg.).

**AT BUFFALO (12/17):** 6 carries for 43 yards (7.2 avg.) and 1 TD.

- Scored on an 11-yard TD run in the 2nd quarter.

**VS. N.Y. JETS (1/8):** 1 carry for 7 yards.

- Gained 7 yards on a 2nd-and-9 carry late in the game to improve Miami's field position before K Jason Sanders made the game-winning field goal.

#### POSTSEASON:

**AFC WILD CARD AT BUFFALO (1/15):** 5 carries for 3 yards (0.6 avg.); 3 receptions for 45 yards (15.0 avg.).

#### 2021 (MIAMI):

- Played in 12 games.
- Inactive for 4 games.
- Dressed but did not play in 1 game.
- 54 carries for 149 yards (2.8 avg.).

- 12 receptions for 117 yards (9.8 avg.).
- 1 miscellaneous tackle.

**VS. ATLANTA (10/24):** 7 carries for 26 yards (3.7 avg.); 2 receptions for 26 yards (13.0 avg.).

**VS. CAROLINA (11/28):** 5 carries for 17 yards (3.4 avg.); 1 reception for 9 yards.

**VS. N.Y. GIANTS (12/5):** 8 carries for 23 yards (2.9 avg.).

#### 2020 (SAN FRANCISCO/MIAMI):

- Played in 6 games with 4 starts with Miami.
- Inactive for 6 games with Miami.
- Promoted to active roster on Oct. 9.
- Spent 4 games on the practice squad with Miami.
- Awarded off waivers to Miami on Aug. 26.
- 75 carries for 319 yards (4.3 avg.) and 3 TDs with Miami.
- 11 receptions for 61 yards (5.5 avg.) with Miami.

**AT ARIZONA (11/8):** 7 carries for 38 yards (5.4 avg.).

- Made his NFL debut.

**VS. L.A. CHARGERS (11/15):** 21 carries for 85 yards (4.1 avg.) and 1 TD; 1 reception for 5 yards.

- Scored on a 1-yard TD run in the 1st quarter to give Miami a 7-0 lead.

**VS. NEW ENGLAND (12/20):** 23 carries for 122 yards (5.3 avg.) and 1 TD; 1 reception for 5 yards.

- Scored on a 1-yard TD run in the 3rd quarter to give Miami a 7-6 lead.
- His 122 rushing yards were a franchise record for undrafted rookies.
- Also caught a 2-point conversion in the 4th quarter.

### BEFORE THE NFL

#### COLLEGE (WASHINGTON):

- 3-year letterman (2017-19) and 1-year starter.

**CAREER:** Played in 39 games with 16 starts; 353 carries for 2,016 yards (5.7 avg.) and 21 TDs; 50 receptions for 331 yards (6.6 avg.); 20 kickoff returns for 500 yards (25.0 avg.).

**JUNIOR (2019):** Started 12 games; 188 carries for 1,020 yards (5.4 avg.) and 11 TDs; 16 receptions for 84 yards (5.3 avg.); 5 kickoff returns for 116 yards (23.2 avg.).

- 3rd-team All-Pac 12.

**SOPHOMORE (2018):** Played in all 14 games with 3 starts; 104 carries for 608 yards (5.9 avg.) and 7 TDs; 21 receptions for 170 yards (8.1 avg.); 1 kickoff return for 31 yards.

**TRUE FRESHMAN (2017):** Played in all 13 games with 1 start; 61 carries for 388 yards (6.4 avg.) and 3 TDs; 13 receptions for 77 yards (5.9 avg.); 14 kickoff returns for 353 yards (25.2 avg.).

- Honorable mention All-Pac 12.

### HIGH SCHOOL (JUANITA HS – KIRKLAND, WASH.)

- Played running back and cornerback.

**SENIOR (2016):** 1,300 rushing yards and 13 TDs.

- KingCo 3A Offensive MVP.
- All-state selection at defensive back.
- All-area.

**JUNIOR (2015):** 1,800 rushing yards and 29 TDs.

- KingCo 3A/2A Offensive Player of the Year.
- All-state selection at defensive back.
- All-area.

### OFF THE FIELD

#### PERSONAL:

- **PRONUNCIATION:** Name is pronounced suh-VON OCK-med
- **MAJOR:** Education.

### SALVON AHMED'S NFL REGULAR SEASON STATS

YEAR	TEAM	RUSHING							RECEIVING				
		GP	GS	ATT	YDS	AVG	LG	TD	REC	YDS	AVG	LG	TD
2020	MIAMI	6	4	75	319	4.3	31	3	11	61	5.5	13	0
2021	MIAMI	12	0	54	149	2.8	16	0	12	117	9.8	18	0
2022	MIAMI	12	0	12	64	5.3	11t	1	1	8	8.0	8	0
<b>NFL TOTALS</b>		<b>30</b>	<b>4</b>	<b>141</b>	<b>532</b>	<b>3.8</b>	<b>31</b>	<b>4</b>	<b>24</b>	<b>186</b>	<b>7.8</b>	<b>18</b>	<b>0</b>

### SALVON AHMED'S NFL PLAYOFF STATS

YEAR	TEAM	RUSHING							RECEIVING				
		GP	GS	ATT	YDS	AVG	LG	TD	REC	YDS	AVG	LG	TD
2022	MIAMI	1	0	5	3	0.6	6	0	3	45	15.0	20	0
<b>PLAYOFF TOTALS</b>		<b>1</b>	<b>0</b>	<b>5</b>	<b>3</b>	<b>0.6</b>	<b>6</b>	<b>0</b>	<b>3</b>	<b>45</b>	<b>15.0</b>	<b>20</b>	<b>0</b>

### ADDITIONAL STATS

**2-Point Conversions:** 1 reception in 2020.  
**Miscellaneous Tackles:** 1 in 2021.

### SINGLE-GAME CAREER HIGHS

**Rushes:** 23 vs. New England, 12/20/20  
**Rushing Yards:** 122 vs. New England, 12/20/20  
**Longest Rush:** 31 vs. New England, 12/20/20  
**Rushing TDs:** 1 4 times, last: at Buffalo, 12/17/22  
**Receptions:** 5 at Denver, 11/22/20  
**Receiving Yards:** 45 at Buffalo, 1/15/23\*  
**Longest Reception:** 20 at Buffalo, 1/15/23\*

\* AFC Wild Card game

### 100-YARD RUSHING GAMES (1)

DATE	OPPONENT	ATT	YDS	AVG	LG	TD
12/20/20	NEW ENGLAND	23	122	5.3	31	1

### 2021 GAME-BY-GAME STATS (MIAMI)

DATE	OPPONENT	P/S	ATT	YDS	AVG	LG	TD
09/12	at New England	1/0	3	4	1.3	8	0
09/19	BUFFALO	1/0	6	17	2.8	8	0
09/26	at Las Vegas	1/0	0	0	0.0	-	0
10/03	INDIANAPOLIS	1/0	3	1	0.3	4	0
10/10	at Tampa Bay	1/0	2	5	2.5	4	0
10/17	at Jacksonville	1/0	7	22	3.1	5	0
10/24	ATLANTA	1/0	7	26	3.7	7	0
10/31	at Buffalo	1/0	7	22	3.1	12	0
11/07	HOUSTON	1/0	4	6	1.5	2	0
11/11	BALTIMORE	1/0	2	6	3.0	4	0
11/21	at N.Y. Jets						INACTIVE
11/28	CAROLINA	1/0	5	17	3.4	16	0
12/05	N.Y. GIANTS	1/0	8	23	2.9	11	0
12/19	N.Y. JETS						DID NOT PLAY
12/27	at New Orleans						INACTIVE
01/02	at Tennessee						INACTIVE
01/09	NEW ENGLAND						INACTIVE
<b>2021 TOTALS</b>		<b>12/0</b>	<b>54</b>	<b>149</b>	<b>2.8</b>	<b>16</b>	<b>0</b>

### 2020 GAME-BY-GAME STATS (MIAMI)

DATE	OPPONENT	P/S	ATT	YDS	AVG	LG	TD
09/13	at New England						PRACTICE SQUAD
09/20	BUFFALO						PRACTICE SQUAD
09/24	at Jacksonville						PRACTICE SQUAD
10/04	SEATTLE						PRACTICE SQUAD
10/11	at San Francisco						INACTIVE
10/18	N.Y. JETS						INACTIVE
11/01	L.A. RAMS						INACTIVE
11/08	at Arizona	1/0	7	38	5.4	19	0
11/15	N.Y. JETS	1/1	21	85	4.1	18	1
11/22	at Denver	1/1	12	43	3.6	14	0
11/29	at N.Y. Jets						INACTIVE
12/06	CINCINNATI						INACTIVE
12/13	KANSAS CITY						INACTIVE
12/20	NEW ENGLAND	1/1	23	122	5.3	31	1
12/26	at Las Vegas	1/1	6	2	0.3	5	0
01/03	at Buffalo	1/0	6	29	4.8	16t	1
<b>2020 TOTALS</b>		<b>6/4</b>	<b>75</b>	<b>319</b>	<b>4.3</b>	<b>31</b>	<b>3</b>

## 2022 GAME-BY-GAME STATS (MIAMI)

DATE	OPPONENT	P/S	ATT	YDS	AVG	LG	TD
09/11	NEW ENGLAND						INACTIVE
09/18	at Baltimore	1/0	0	0	0.0	-	0
09/25	BUFFALO						DID NOT PLAY
09/29	at Cincinnati	1/0	0	0	0.0	-	0
10/09	at N.Y. Jets						INACTIVE
10/16	MINNESOTA	1/0	0	0	0.0	-	0
10/23	PITTSBURGH	1/0	0	0	0.0	-	0
10/30	at Detroit	1/0	1	2	2.0	2	0
11/06	at Chicago	1/0	0	0	0.0	-	0
11/13	CLEVELAND	1/0	3	11	3.7	7	0
11/27	HOUSTON						DID NOT PLAY
12/04	at San Francisco						DID NOT PLAY
12/11	at L.A. Chargers	1/0	1	1	1.0	1	0
12/17	at Buffalo	1/0	6	43	7.2	11t	1
12/25	GREEN BAY	1/0	0	0	0.0	-	0
01/01	at New England	1/0	0	0	0.0	-	0
01/08	N.Y. JETS	1/0	1	7	7.0	7	0
<b>2022 TOTALS</b>		<b>12/0</b>	<b>12</b>	<b>64</b>	<b>5.3</b>	<b>11t</b>	<b>1</b>

DATE	OPPONENT	P/S	ATT	YDS	AVG	LG	TD
01/15	at Buffalo*	1/0	5	3	0.6	6	0

\* AFC Wild Card game



# 33

**ELI  
APPLE**

**CORNERBACK // 6-1 // 203 // OHIO STATE '16**  
**ACQUIRED: FA, '23**  
**HOMETOWN: VOORHEES, N.J. // BORN: 8/9/95**  
**NFL: EIGHTH SEASON // DOLPHINS: FIRST SEASON**



### NFL CAREER

#### TRANSACTIONS:

- Signed by Miami on July 30, 2023.
- Signed by Cincinnati on March 23, 2021.
- Released by Carolina on Oct. 27, 2020.
- Signed by Carolina on May 29, 2020.
- Traded from the N.Y. Giants to New Orleans on Oct. 23, 2018.
- 1st-round pick (10th overall) by the N.Y. Giants in the 2016 NFL Draft.

#### CAREER HIGHLIGHTS:

- Played in 88 career games with 78 starts.
- 332 tackles (273 solo), 5 interceptions, 51 passes defended, 3 forced fumbles and 7 fumble recoveries.
- 3 special teams tackles.
- 1 special teams fumble recovery.
- Started 10 postseason games – 1 with the N.Y. Giants, 2 with New Orleans and 7 with Cincinnati.

#### 2022 (CINCINNATI):

- Started 15 games.
- Inactive for 1 game.

- Had 1 game cancelled.
- 49 tackles (35 solo) and 8 passes defended.
- AT NEW ORLEANS (10/16):** 6 tackles (3 solo).
- AT TENNESSEE (11/27):** 4 tackles (2 solo) and 2 passes defended.
- AT TAMPA BAY (12/18):** 7 tackles (5 solo) and 2 passes defended.
- Defended a pass on a 2-point conversion attempt with less than 1 minute remaining.

#### POSTSEASON:

- AFC WILD CARD VS. BALTIMORE (1/15):** 6 tackles (5 solo).
- AFC DIVISIONAL AT BUFFALO (1/22):** 6 tackles (5 solo) and 1 pass defended.
- Broke up a pass on 4th down at the Bengals' 16-yard line in the 4th quarter to end the possession.
- AFC CHAMPIONSHIP AT KANSAS CITY (1/29):** 6 tackles (5 solo).

#### 2021 (CINCINNATI):

- Played in 16 games with 15 starts.
- Dressed but did not play 1 game.
- 49 tackles (38 solo), 2 interceptions and 10 passes defended.
- AT PITTSBURGH (9/26):** 8 tackles (4 solo) and 1 pass defended.

**AT LAS VEGAS (11/21):** 3 solo tackles, 1 interception, 1 pass defended and 1 fumble recovery.

- Intercepted a pass from QB Derek Carr with under 5 minutes remaining in the 4th quarter, which led to a Bengals TD to make it a 2-score game.

**VS. PITTSBURGH (11/28):** 2 solo tackles, 1 interception and 1 pass defended.

- Intercepted QB Ben Roethlisberger on Pittsburgh's 1st possession of the game, leading to a Bengals field goal.

#### **POSTSEASON:**

**AFC WILD CARD VS. LAS VEGAS (1/15):** 6 tackles (4 solo) and 1 pass defended.

**AFC DIVISIONAL AT TENNESSEE (1/22):** 3 tackles (2 solo) and 1 pass defended.

- Deflected a pass late in the 4th quarter that was intercepted by teammate Logan Wilson and set up the game-winning field goal.

**AFC CHAMPIONSHIP AT KANSAS CITY (1/30):** 7 tackles (6 solo).

- Tackled WR Tyreek Hill at the 1-yard line just before halftime to keep the Bengals within 11 points at the break.

**SUPER BOWL LVI VS. L.A. RAMS (2/13):** 5 tackles (3 solo) and 1 pass defended.

#### **2020 (CAROLINA):**

- Played in 2 games.
- Inactive for 2 games.
- Missed 3 games after being placed on injured reserve on Sept. 7 and being activated on Oct. 3.
- 4 tackles (3 solo).

**VS. ARIZONA (10/4):** Played but did not record any stats.

- Made his Panthers debut.

**AT NEW ORLEANS (10/25):** 4 tackles (3 solo).

#### **2019 (NEW ORLEANS):**

- Started 15 games.
- Inactive for 1 game.
- 58 tackles (53 solo), 4 passes defended and 1 forced fumble.

**AT SEATTLE (9/22):** 3 solo tackles and 1 forced fumble.

- Forced a fumble by RB Chris Carson that was scooped up by teammate Von Bell and returned 33 yards for a TD.

**AT TAMPA BAY (11/17):** 4 solo tackles and 2 passes defended.

**AT ATLANTA (11/28):** 9 tackles (8 solo).

#### **POSTSEASON:**

**NFC WILD CARD VS. MINNESOTA (1/5):** Inactive.

#### **2018 (N.Y. GIANTS/NEW ORLEANS):**

- Started 10 games with New Orleans.
- 52 tackles (42 solo), 2 interceptions, 9 passes defended and 1 fumble recovery with New Orleans.
- Traded from the N.Y. Giants to New Orleans on Oct. 23.
- Started 5 games with the N.Y. Giants.
- Inactive for 2 games with the N.Y. Giants.
- 22 tackles (20 solo), 5 passes defended, 1 forced

fumble and 1 fumble recovery with the N.Y. Giants.

- 1 special teams tackle with the N.Y. Giants.

**AT MINNESOTA (10/28):** 9 solo tackles.

- Made his Saints debut just 6 days after being traded from the N.Y. Giants.

**AT CINCINNATI (11/11):** 3 solo tackles, 1 interception and 2 passes defended.

- Intercepted a pass from QB Andy Dalton that set up a Saints field goal in the 4th quarter.

**AT CAROLINA (12/17):** 3 tackles (2 solo), 1 interception and 2 passes defended.

- Intercepted a pass from QB Cam Newton in the end zone for a touchback near the end of the 1st half.

#### **POSTSEASON:**

**NFC DIVISIONAL VS. PHILADELPHIA (1/13):** 4 tackles (3 solo) and 1 pass defended.

**NFC CHAMPIONSHIP VS. L.A. RAMS (1/20):** 4 solo tackles.

#### **2017 (N.Y. GIANTS):**

- Played in 11 games with 7 starts.
- Inactive for 4 games.
- Suspended for 1 game.
- 49 tackles (41 solo), 8 passes defended and 2 fumble recoveries.

**AT PHILADELPHIA (9/24):** 5 tackles (3 solo) and 1 fumble recovery.

- Recovered a fumble by TE Zach Ertz in the 4th quarter, leading to a Giants TD.

**AT DENVER (10/15):** 5 solo tackles, 3 passes defended and 1 fumble recovery.

- Recovered a fumble by WR Demaryius Thomas in the 4th quarter.

**VS. PHILADELPHIA (12/17):** 9 tackles (7 solo).

#### **2016 (N.Y. GIANTS):**

- Played in 14 games with 11 starts.
- Inactive for 2 games.
- 49 tackles (41 solo), 1 interception, 7 passes defended, 1 forced fumble and 2 fumble recoveries.
- 2 special teams tackles.
- 1 special teams fumble recovery.

**AT DALLAS (9/11):** 4 solo tackles.

- Started in his NFL debut.

**VS. CHICAGO (11/20):** 7 tackles (5 solo) and 1 fumble recovery.

- Recovered a fumble on a punt return.

**AT PITTSBURGH (12/4):** 5 tackles (4 solo), 1 interception, 2 passes defended and 1 fumble recovery.

- Recovered a fumble by RB Le'Veon Bell in the 3rd quarter that led to a Giants TD.
- Recorded his 1st career interception late in the 3rd quarter off QB Ben Roethlisberger.

#### **POSTSEASON:**

**NFC WILD CARD AT GREEN BAY (1/8):** 4 solo tackles and 1 pass defended.

### **BEFORE THE NFL**

#### **COLLEGE (OHIO STATE):**

- 2-year starter (2013-14).

**CAREER:** Played in all 28 games with 27 starts; 86 tackles (56 solo), 4 interceptions, 22 passes defended, 1 forced fumble and 2 fumble recoveries.

**SOPHOMORE (2014):** Started all 13 games; 33 tackles (23 solo), 1 interception, 9 passes defended and 1 fumble recovery.

- 2nd-team All-Big Ten.

**REDSHIRT FRESHMAN (2013):** Played in all 15 games with 14 starts; 53 tackles (33 solo), 3 interceptions, 13 passes defended, 1 forced fumble and 1 fumble recovery.

- Freshman All-American.

- Helped his team win the College Football Playoff National Championship and had an interception in the victory over Oregon.
- Redshirted in 2012.

## HIGH SCHOOL (EASTERN REGIONAL HS – VOORHEES, N.J.)

- Played cornerback and wide receiver.
- SENIOR (2011):** 45 tackles, 2 interceptions, 19 passes defended and 3 forced fumbles; 39 receptions for 770 yards (19.7 avg.) and 4 TDs; 1 blocked kick.
- All-American.

## ELI APPLE'S NFL REGULAR SEASON STATS

YEAR	TEAM	GP	GS	TACKLES					INTERCEPTIONS					FUMBLES	
				TOT	SOLO	ASST	SK	YDS	INT	YDS	LG	TD	PD	FF	FR
2016	N.Y. GIANTS	14	11	49	41	8	0.0	0.0	1	0	0	0	7	1	2
2017	N.Y. GIANTS	11	7	49	41	8	0.0	0.0	0	0	0	0	8	0	2
2018	N.Y. GIANTS	5	5	22	20	2	0.0	0.0	0	0	-	0	5	1	1
	NEW ORLEANS	10	10	52	42	10	0.0	0.0	2	29	29	0	9	0	1
2019	NEW ORLEANS	15	15	58	53	5	0.0	0.0	0	0	0	0	4	1	0
2020	CAROLINA	2	0	4	3	1	0.0	0.0	0	0	0	0	0	0	0
2021	CINCINNATI	16	15	49	38	11	0.0	0.0	2	50	50	0	10	0	1
2022	CINCINNATI	15	15	49	35	14	0.0	0.0	0	0	0	0	8	0	0
<b>NFL TOTALS</b>		<b>88</b>	<b>78</b>	<b>332</b>	<b>273</b>	<b>59</b>	<b>0.0</b>	<b>0.0</b>	<b>5</b>	<b>79</b>	<b>50</b>	<b>0</b>	<b>51</b>	<b>3</b>	<b>7</b>

## ELI APPLE'S NFL PLAYOFF STATS

YEAR	TEAM	GP	GS	TACKLES					INTERCEPTIONS					FUMBLES	
				TOT	SOLO	ASST	SK	YDS	INT	YDS	LG	TD	PD	FF	FR
2016	N.Y. GIANTS	1	1	4	4	0	0.0	0.0	0	0	0	0	1	0	0
2018	NEW ORLEANS	2	2	8	7	1	0.0	0.0	0	0	0	0	1	0	0
2021	CINCINNATI	4	4	21	15	6	0.0	0.0	0	0	0	0	3	0	0
2022	CINCINNATI	3	3	18	15	3	0.0	0.0	0	0	0	0	1	0	0
<b>PLAYOFF TOTALS</b>		<b>10</b>	<b>10</b>	<b>51</b>	<b>41</b>	<b>10</b>	<b>0.0</b>	<b>0.0</b>	<b>0</b>	<b>0</b>	<b>0</b>	<b>0</b>	<b>6</b>	<b>0</b>	<b>0</b>


## ADDITIONAL STATS

**Special Teams Tackles:** (N.Y. Giants) 2 in 2016, 1 in 2018 for total of 3.

**Special Teams Fumble Recoveries:** (N.Y. Giants) 1 in 2016.

## SINGLE-GAME CAREER HIGHS

- Tackles:** 10 vs. Atlanta, 11/22/18
- Interceptions:** 1 5 times, last: vs. Pittsburgh, 11/28/21
- Passes Defended:** 3 vs. Philadelphia, 10/11/18
- Forced Fumbles:** 1 3 times, last: at Seattle, 9/22/19
- Fumble Recoveries:** 1 7 times, last: at Las Vegas, 11/21/21



# 72

## TERRON ARMSTEAD

TACKLE // 6-5 // 305 // ARKANSAS PINE-BLUFF '13

ACQUIRED: UFA, '22 (NO)

HOMETOWN: CAHOKIA, ILL. // BORN: 7/23/91

NFL: 11TH SEASON // DOLPHINS: SECOND SEASON



2018, 2019, 2020, 2022



2018, 2019, 2020, 2021, 2022

## NFL CAREER

### TRANSACTIONS:

- Signed by Miami as an unrestricted free agent from New Orleans on March 24, 2022.

- 3rd-round pick (75th overall) by New Orleans in the 2013 NFL Draft.

### CAREER HONORS:

- No. 83 on the NFL Network Top 100 list in 2023.
- 2022 Pro Bowl selection.

- 2022 PFWA All-AFC.
- No. 79 on the NFL Network Top 100 list in 2021.
- 2020 Ed Block Courage Award (New Orleans recipient).
- 2020 Pro Bowl selection.
- 2019 Pro Bowl selection.
- 2019 Walter Payton Man of the Year Nominee (New Orleans).
- 2018 Pro Bowl selection.
- 2018 2nd-team All-Pro.
- Ford Tough Offensive Line of the Week (at Cincinnati, 11/11/18).

## CAREER HIGHLIGHTS:

- Played in 110 career games with 106 starts at left tackle.
- 3 miscellaneous tackles.
- 2 miscellaneous fumble recoveries.
- Started 10 postseason games – 9 with New Orleans and 1 with Miami.
- Is a 5-time team captain (2018-22).

## 2023 (MIAMI):

### HONORS:

- No. 83 on the NFL Network Top 100 list.

## 2022 (MIAMI):

- Started 13 games at left tackle.
- Inactive for 4 games.
- Served as a team captain.

### AT BALTIMORE (9/18):

- Helped the Dolphins overcome a 21-point fourth-quarter deficit and post 547 total yards in the win.

### AT DETROIT (10/30):

- Helped the Dolphins total 476 yards of offense in the come-from-behind victory.

### VS. CLEVELAND (11/13):

- Helped the offense total 491 yards and 39 points while not allowing QB Tua Tagovailoa to get sacked.

### PRO BOWL:

- Selected to start the Pro Bowl for the 4th time in his career.
- Became the 1st Dolphins offensive lineman selected to the Pro Bowl since 2015 (Branden Albert).

### HONORS:

- PFWA All-AFC

### POSTSEASON:

### AFC WILD CARD AT BUFFALO (1/15):

Started at left tackle.

## 2021 (NEW ORLEANS):

- Started 8 games at left tackle.
- Inactive for 9 games.
- 1 miscellaneous tackle.
- Served as a team captain.

### AT CAROLINA (9/19):

- Appeared in his 100th career NFL game (regular season and playoffs).

### VS. ATLANTA (10/7):

- Started his 100th career NFL game (regular season and playoffs).

### AT N.Y. JETS (12/12):

- Helped block for a ground attack that gained 203 yards including 120 from RB Alvin Kamara.

### HONORS:

- No. 79 on the NFL Network Top 100 list.

## 2020 (NEW ORLEANS):

- Started 14 games at left tackle.
- Spent 2 games on the Reserve/COVID-19 list.
- Served as a team captain.

### AT TAMPA BAY (11/8):

- Protected QB Drew Brees who completed 26-of-32 passing for 222 yards and 4 TDs for a QB rating of 135.2.

### VS. ATLANTA (11/22):

### VS. MINNESOTA (12/25):

- Paved the way for RB Alvin Kamara to rush for 155 yards and tie an NFL record with 6 rushing TDs.
- Protected QB Drew Brees and QB Taysom Hill as the team did not allow a sack.

### POSTSEASON:

### NFC WILD CARD VS. CHICAGO (1/10):

Started at left tackle.

### NFC DIVISIONAL VS. TAMPA BAY (1/17):

Started at left tackle.

### PRO BOWL:

- Selected to start the Pro Bowl for the 3rd-straight time in his career.

### HONORS:

- Ed Block Courage Award (New Orleans recipient).

## 2019 (NEW ORLEANS):

- Started 15 games at left tackle.
- Inactive for 1 game.
- 1 miscellaneous fumble recovery.
- Served as a team captain.

### VS. ARIZONA (10/27):

- Paved the way for RB Latavious Murray to rush for 102 yards and 1 TD.
- Protected QB Drew Brees as the team did not allow a sack.

### VS. INDIANAPOLIS (12/16):

- Protected QB Drew Brees as the team did not allow a sack.
- Brees was 29-of-30 passing (96.7 pct.) for 307 yards and 4 TDs for a QB rating of 148.9.
- Helped Brees break the NFL record for career TD passes with 540.

### AT CAROLINA (12/29):

- Protected QB Drew Brees as the team did not allow a sack.

### POSTSEASON:

### NFC WILD CARD VS. MINNESOTA (1/5):

Started at left tackle.

### PRO BOWL:

- Selected to start the Pro Bowl for the 2nd-straight time in his career.

### HONORS:

- Walter Payton Man of the Year nominee (New Orleans).

## 2018 (NEW ORLEANS):

- Started 10 games at left tackle.
- Inactive for 6 games.



- Served as a team captain.

**AT N.Y. GIANTS (9/30):** Started at left tackle.

- Paved the way for RB Alvin Kamara to rush for 134 yards and 3 TDs.

**VS. WASHINGTON (10/8):** Started at left tackle.

- Protected QB Drew Brees, who completed 26-of-29 passes (89.7 pct.) for 363 yards and 3 TDs.
- Helped Brees break the NFL all-time record for passing yards with 71,940 in the 2nd quarter.

**AT CINCINNATI (11/11):** Started at left tackle.

- Protected QB Drew Brees as the team did not allow a sack.
- Brees completed 22-of-25 passing (88.0 pct.) and 3 TDs for a QB rating of 150.4.
- Blocked for a running game that had 47 carries for 244 yards (5.2 avg.) and 3 TDs including 104 yards from RB Mark Ingram.

#### POSTSEASON:

**NFC DIVISIONAL VS. PHILADELPHIA (1/13):**

- Started at left tackle.
- Protected QB Drew Brees as he completed 28-of-38 passing (73.7 pct.) for 301 yards and 2 TDs for a passer rating of 103.1.

**NFC CHAMPIONSHIP VS. L.A. RAMS (1/20):**

- Started at left tackle.

#### PRO BOWL:

- Selected to start the Pro Bowl for the 1st time in his career.

#### HONORS:

- 2018 2nd-team All-Pro.
- Ford Tough Offensive Line of the Week (at Cincinnati, 11/11).

### 2017 (NEW ORLEANS):

- Started 10 games at left tackle.
- Inactive for 5 games.
- Dressed but did not play in 1 game.

**VS. DETROIT (10/15):** Started at left tackle.

- Protected QB Drew Brees as the team did not allow a sack.

**VS. BUFFALO (11/12):** Started at left tackle.

- Protected QB Drew Brees as the team did not allow a sack.
- Helped block for a ground attack that gained 298 yards and 6 TDs including 131 yards and 3 TDs from RB Mark Ingram and 106 yards and 1 TD from RB Alvin Kamara.

**VS. N.Y. JETS (12/17):** Started at left tackle.

- Protected QB Drew Brees as the team did not allow a sack.

#### POSTSEASON:

**NFC WILD CARD VS. CAROLINA (1/7):** Started at left tackle.

- Protected QB Drew Brees as he completed 23-of-33 passing (69.7 pct.) for 376 yards and 2 TDs for a passer rating of 115.2.

**NFC DIVISIONAL AT MINNESOTA (1/14):** Started at left tackle.

### 2016 (NEW ORLEANS):

- Started 7 games at left tackle.
- Inactive for 6 games.
- Missed the rest of the regular season after being placed on injured reserve on Dec. 14.

**VS. SEATTLE (10/30):** Started at left tackle.

**VS. L.A. RAMS (11/27):** Started at left tackle.

- Protected QB Drew Brees who completed 28-of-36 passing (77.8 pct.) for 310 yards and 4 TDs for a QB rating of 139.6.
- Helped block for a ground attack that gained 209 yards and 2 TDs including 146 yards and 1 TD from RB Mark Ingram.

### 2015 (NEW ORLEANS):

- Started 13 games at left tackle.
- Inactive for 3 games.

**VS. N.Y. GIANTS (11/1):** Started at left tackle.

- Protected QB Drew Brees as the team did not allow a sack.
- Brees completed 39-of-50 passing (78.0 pct.) for 505 yards and a career-high 7 TDs for a QB rating of 131.7.

**AT TAMPA BAY (12/13):** Started at left tackle.

**VS. JACKSONVILLE (12/27):** Started at left tackle.

- Protected QB Drew Brees as he completed 25-of-36 passing (69.4 pct.) for 412 yards and 3 TDs for a QB rating of 135.4.

### 2014 (NEW ORLEANS):

- Started 14 games at left tackle.
- Inactive for 2 games.

**VS. MINNESOTA (9/21):** Started at left tackle.

**VS. GREEN BAY (10/26):** Started at left tackle.

- Paved the way for RB Mark Ingram to rush for 172 yards and 1 TD.

**AT PITTSBURGH (11/30):** Started at left tackle.

- Protected QB Drew Brees as he completed 19-of-27 passing (70.4 pct.) for 257 yards and 5 TDs for a QB rating of 140.0.

### 2013 (NEW ORLEANS):

- Played in 6 games with 2 starts at left tackle.
- Inactive for 10 games.

**VS. ARIZONA (9/22):** Played but did not record any stats.

- Made his NFL debut.

**AT CAROLINA (12/22):** Started at left tackle.

- Made his first career start.

**VS. TAMPA BAY (12/29):** Started at left tackle.

- Protected QB Drew Brees as he completed 24-of-31 passing (77.4 pct.) for 381 yards and 4 TDs for a QB rating of 157.4.

#### POSTSEASON:

**NFC WILD CARD AT PHILADELPHIA (1/11):**

- Started at left tackle.
- Protected QB Drew Brees as he completed 23-of-33 passing (69.7 pct.) for 376 yards and 2 TDs for a passer rating of 115.2.

**NFC DIVISIONAL AT SEATTLE (1/11):** Started at left tackle.

## BEFORE THE NFL

### COLLEGE (ARKANSAS PINE-BLUFF):

- 4-year starter (2009-12).
- Also competed in track & field.

**CAREER:** Played in 37 games with 32 starts at left tackle.

**SENIOR (2012):** Started all 12 games at left tackle.

- 1st-team All-American.

- 1st-team All-SWAC.
- JUNIOR (2011):** Started 10 games at left tackle.
- 1st-team All-SWAC.
- SOPHOMORE (2010):** Started 10 games at left tackle.
- 1st team All-SWAC.
- TRUE FRESHMAN (2009):** Played in 5 games.

### HIGH SCHOOL (CAHOKIA HS – CAHOKIA, ILL.)

- Also participated in track & field, where he earned a state title.
- SENIOR (2008):**
- All-Southern Seven Conference.
  - All-Class 5A.
  - Belleville News-Democrat Class 1A-2A Track and Field Athlete of the Year.

### OFF THE FIELD

#### COMMUNITY:

##### 2022:

- Opened the Team Armstead Community Center in his hometown of Cahokia, Illinois. Developed a business curriculum to educate and inspire youth.

- Partnered with the North Miami Beach Police Athletic League to host a Thanksgiving meal distribution.

##### 2020:

- Partnered with the Scholars Education Center to open a location in Metairie, Louisiana that provides students of all ages with a space for empowerment, growth and access to impactful educational resources.

##### 2019:

- Hosted a “Day of Sport” event in the Ochsner Sports Performance Center indoor field, putting over 200 children through various fitness and yoga drills.
- Co-hosted an event to benefit Team Gleason and Son of a Saint with A.J. Klein.

##### 2016:

- Participated in “Greasing of the Poles” event to commemorate the start of Mardi Gras.
- Played in Tim Lelito’s charity softball game.

#### PERSONAL:

- **PRONUNCIATION:** First name is pronounced tuh-RON.
- **MAJOR:** Industrial technology engineering.

### TERRON ARMSTEAD'S NFL REGULAR SEASON STATS

**GAMES/STARTS:** (New Orleans) 2013: 6/2, 2014: 14/14, 2015: 13/13, 2016: 7/7, 2017: 10/10, 2018: 10/10, 2019: 15/15, 2020: 14/14, 2021: 8/8, (Miami) 2022: 13/13 **NFL TOTALS: 110/106**

### TERRON ARMSTEAD'S NFL PLAYOFF STATS

**GAMES/STARTS:** (New Orleans) 2013: 2/2, 2017: 2/2, 2018: 2/2, 2019: 1/1, 2020: 2/2, (Miami) 2022: 1/1 **PLAYOFF TOTALS: 10/10**

### ADDITIONAL STATS

**Miscellaneous Tackles:** 1 in 2015, 1 in 2017, 1 in 2021 for total of 3 (P-2).

**Miscellaneous Fumble Recoveries:** 1 in 2017, 1 in 2019 for total of 2.



# 16

## JAKE BAILEY

**PUNTER // 6-2 // 214 // STANFORD '19**  
**ACQUIRED: FA, '23**  
**HOMETOWN: SOLANA BEACH, CALIF. // BORN: 6/18/97**  
**NFL: FIFTH SEASON // DOLPHINS: FIRST SEASON**



### NFL CAREER

#### TRANSACTIONS:

- Signed by Miami on March 17, 2023.
- Released by New England on March 10, 2023.
- 5th-round pick (163rd overall) by New England in the 2019 NFL Draft.

#### CAREER HONORS:

- 2020 1st-team All-Pro.
- 2020 Pro Bowl selection.
- 2020 PFWA All-AFC.
- AFC Special Teams Player of the Week (at Philadelphia, 11/17/19).
- AFC Special Teams Player of the Week (vs. N.Y. Jets, 9/22/19).

## CAREER HIGHLIGHTS:

- Played in 58 career games.
- 222 punts for 10,189 yards (45.9 avg.) and a 40.9 net average.
- 5 special teams tackles (4 solo).
- Appeared in 2 postseason games with New England.
- Led the NFL in net punt avg. in 2020:

### 2020 NFL NET PUNT AVERAGE LEADERS

(min. 40 punts)

PLAYER	TEAM	AVG
1. <b>JAKE BAILEY</b>	<b>NEW ENGLAND</b>	<b>45.6</b>
2. Jack Fox	Detroit	44.8
3. Michael Dickson	Seattle	44.4
4. Tress Way	Washington	44.3
5. Corey Bojorquez	Buffalo	44.0

- Holds 2 of the Patriots' top 5 single-season net punt averages, including the team record set in 2020:

### PATRIOTS SINGLE-SEASON NET PUNT AVG. LEADERS

(min. 40 punts)

PLAYER	YEAR	AVG
1. <b>JAKE BAILEY</b>	<b>2020</b>	<b>45.6</b>
2. Zoltan Mesko	2011	41.5
3. Ryan Allen	2016	41.4
4. <b>JAKE BAILEY</b>	<b>2019</b>	<b>41.3</b>
5. Ryan Allen	2017	40.5

- His 71 punt return yards allowed in 2020 were the fewest in Patriots history and the 7th-fewest in NFL history.

## 2022 (NEW ENGLAND):

- Played in 9 games.
- Missed the rest of the season after being placed on injured reserve on Nov. 19.
- 37 punts for 1,557 yards (42.1 avg.) and a 35.3 net average.
- 2 solo special teams tackles.

**AT MIAMI (9/11):** 3 punts for 118 yards (39.3 avg.) and a 39.3 net average.

- Pinned all 3 of his punts inside the 20.

**VS. DETROIT (10/9):** 2 punts for 101 yards (50.5 avg.) and a 42.5 net average.

## 2021 (NEW ENGLAND):

- Played in all 17 games.
- 49 punts for 2,316 yards (47.3 avg.) and a 39.6 net average.

**AT N.Y. JETS (9/19):** 5 punts for 219 yards (43.8 avg.) and a 42.6 net average.

- Pinned 4 of his 5 punts inside the 20.

**AT CAROLINA (11/7):** 3 punts for 152 yards (50.7 avg.) and a 42.7 net average.

- Pinned 2 of his 3 punts inside the 20.

**AT ATLANTA (11/18):** 4 punts for 193 yards (48.3 avg.) and a 45.5 net average.

- Pinned 3 of his 4 punts inside the 20.

### POSTSEASON:

**AFC WILD CARD AT BUFFALO (1/15):** 3 punts for 142 yards (47.3 avg.) and a 29.3 net average.

## 2020 (NEW ENGLAND):

- Played in all 16 games.

- 55 punts for 2,678 yards (48.7 avg.) and a 45.6 net average.
- His 45.6 net punt average led the NFL and was the best single-season net punt average in Patriots history.
- His 71 punt return yards allowed were the fewest in Patriots history and the 7th-fewest in NFL history.

**AT KANSAS CITY (10/5):** 3 punts for 157 yards (52.3 avg.) and a 52.3 net average.

- Pinned all 3 punts inside the 20.

**AT L.A. RAMS (12/10):** 6 punts for 310 yards (51.7 avg.) and a 50.3 net average.

- Pinned 4 of 6 punts inside the 20.

**VS. BUFFALO (12/28):** 7 punts for 362 yards (51.7 avg.) and a 48.1 net average.

- Pinned 4 of 7 punts inside the 20.

### PRO BOWL:

- Selected to start the Pro Bowl for the 1st time in his career.

### HONORS:

- 1st-team All-Pro.
- PFWA All-AFC.

## 2019 (NEW ENGLAND):

- Played in all 16 games.
- 81 punts for 3,638 yards (44.9 avg.) and a 41.3 net average.
- His 36 punts inside the 20 were a franchise record.
- His 41.3 net punt avg. ranks 4th in Patriots history.

**VS. PITTSBURGH (9/8):** 3 punts for 123 yards (41.0 avg.) and a 41.0 net average.

- Made his NFL debut.

**VS. N.Y. JETS (9/22):** 7 punts for 310 yards (44.3 avg.) and a 41.4 net average.

- Pinned 5 of 7 punts inside the 20.

**AT PHILADELPHIA (11/17):** 8 punts for 381 yards (47.6 avg.) and a 46.0 net average.

### POSTSEASON:

**AFC WILD CARD VS. TENNESSEE (1/4):** 5 punts for 230 yards (46.0 avg.) and a 38.0 net average.

### HONORS:

- AFC Special Teams Player of the Week (vs. N.Y. Jets, 9/22).
- AFC Special Teams Player of the Week (at Philadelphia, 11/17).

## BEFORE THE NFL

### COLLEGE (STANFORD):

- 4-year letterman (2015-18).

**CAREER:** Played in 52 games; 185 punts for 8,105 yards (43.8 avg.) and 76 inside the 20; 1 carry for 17 yards.

- His 43.8 career punt avg. was the best in school history.

**SENIOR (2018):** Played in all 13 games; 68 punts for 2,996 yards (44.1 avg.).

- 2nd-team All-Pac 12.

- His 44.1 punt average was 4th-best in school history.

**JUNIOR (2017):** Played in all 14 games; 57 punts for 2,586 yards (45.4 avg.); 1 carry for 17 yards.

- 2nd-team All-Pac 12.

- His 45.4 punt average led the Pac-12 and ranked 7th nationally.

**SOPHOMORE (2016):** Played in all 13 games; 50 punts for 2,176 yards (43.5 avg.).

- Honorable mention All-Pac 12.

**TRUE FRESHMAN (2015):** Played in 12 games; 10 punts for 347 yards (34.7 avg.).

## HIGH SCHOOL (SANTA FE CHRISTIAN – SOLANA BEACH, CALIF.)

- Also lettered in soccer and track and field.

- Set school record in the long jump (21-4).

**SENIOR (2014):** 12-of-16 field goals (75.0 pct.) and 26-of-27 PATs (96.3 pct.); 44.1 gross punt avg.

- 2nd-team all-state.

## OFF THE FIELD

### PERSONAL:

- **MAJOR:** Science, technology and society.

### JAKE BAILEY'S NFL REGULAR SEASON STATS

YEAR	TEAM	GP	PUNT	YDS	AVG	LG	OPP RET YDS	NET AVG	TB	IN 20
2019	NEW ENGLAND	16	81	3638	44.9	65	175	41.3	6	36
2020	NEW ENGLAND	16	55	2678	48.7	71	71	45.6	5	31
2021	NEW ENGLAND	17	49	2316	47.3	71	138	39.6	6	23
2022	NEW ENGLAND	9	37	1557	42.1	62	152	35.3	5	12
<b>NFL TOTALS</b>		<b>58</b>	<b>222</b>	<b>10189</b>	<b>45.9</b>	<b>71</b>	<b>536</b>	<b>41.5</b>	<b>22</b>	<b>102</b>

### JAKE BAILEY'S NFL PLAYOFF STATS

YEAR	TEAM	GP	PUNT	YDS	AVG	LG	OPP RET YDS	NET AVG	TB	IN 20
2019	NEW ENGLAND	1	5	230	46.0	61	0	38.0	2	2
2021	NEW ENGLAND	1	3	142	47.3	53	54	29.3	0	2
<b>PLAYOFF TOTALS</b>		<b>2</b>	<b>8</b>	<b>372</b>	<b>46.5</b>	<b>61</b>	<b>54</b>	<b>34.8</b>	<b>2</b>	<b>4</b>

### ADDITIONAL STATS

**Special Teams Tackles:** (New England) 1 in 2019, 2 in 2020, 2 in 2022 for total of 5.

### SINGLE-GAME CAREER HIGHS

<b>Punts:</b>	9	at Buffalo, 9/29/19
<b>Punt Yards:</b>	435	at Buffalo, 9/29/19
<b>Punts Inside the 20:</b>	6	at Philadelphia, 11/17/19
<b>Longest Punt:</b>	71	Twice, last: at Buffalo, 12/6/21



# 55

## JEROME BAKER

LINEBACKER // 6-2 // 225 // OHIO STATE '18  
 ACQUIRED: D3, '18  
 HOMETOWN: CLEVELAND, OHIO // BORN: 12/25/96  
 NFL: SIXTH SEASON // DOLPHINS: SIXTH SEASON



## NFL CAREER

### TRANSACTIONS:

- 3rd-round pick (73rd overall) by Miami in the 2018 NFL Draft.

### CAREER HONORS:

- 2021 Walter Payton Man of the Year Nominee.
- AFC Defensive Player of the Month (December 2021).

### CAREER HIGHLIGHTS:

- Played in 81 career games with 70 starts.
- 503 tackles (327 solo), 21.0 sacks, 3 interceptions, 18 passes defended and 6 forced fumbles; 1 interception return for a TD.
- 1 punt return for 0 yards (0.0 avg.).
- 5 special teams tackles (3 solo).
- Started 1 postseason game.
- Led the Dolphins in tackles in 3 consecutive seasons from 2019-21.
- Became the 1st Dolphin since at least 2000 to record 500+ tackles in the 1st 5 years of his career.

- His 503 career tackles are 6th among his draft class.

#### MOST CAREER TACKLES (2018 DRAFT CLASS)

PLAYER	TM	TOT	SOLO	ASST
1. Roquan Smith	Chi/Bal.	692	450	242
2. Foye Oluokun	Atl./Jax.	638	395	243
3. Fred Warner	SF	633	410	223
4. Tremaine Edmunds	Buf.	565	359	206
5. Shaquille Leonard	Ind.	549	351	198
6. <b>JEROME BAKER</b>	<b>MIA.</b>	<b>503</b>	<b>327</b>	<b>176</b>
7. Jessie Bates	Cin.	477	325	152
8. Rashaan Evans	Ten./Atl.	476	282	194
9. Minkah Fitzpatrick	Pit.	446	293	153
10. Leighton Vander Esch	Dal.	437	279	158

- His 124 tackles in 2019 were 14th in the NFL.
- His 76 tackles in 2018 were 7th among rookie linebackers.
- Served as a team captain in 2019.

#### 2022 (MIAMI):

- Started all 17 games.
- 100 tackles (66 solo), 4.0 sacks, 4 passes defended and 1 forced fumble.

**VS. BUFFALO (9/25):** 13 tackles (9 solo), 0.5 sack and 1 pass defended.

**VS. HOUSTON (11/27):** 4 tackles (3 solo), 1.0 sack and 1 forced fumble.

- Strip-sacked QB Kyle Allen on a 3rd-and-13 play in the 4th quarter to force a punt.

**AT L.A. CHARGERS (12/11):** 11 tackles (6 solo) and 1.0 sack.

- Sacked QB Justin Herbert in the 3rd quarter.

#### POSTSEASON:

**AFC WILD CARD AT BUFFALO (1/15):** 7 tackles, (4 solo) and 1.0 sack.

- Sacked QB Josh Allen for a loss of 7 yards on 2nd-and-8 in the 1st quarter.

#### 2021 (MIAMI):

- Started 16 games.
- Inactive for 1 game.
- 92 tackles (62 solo), 5.5 sacks, 1 interception, 4 passes defended and 1 forced fumble.

**VS. HOUSTON (11/7):** 7 tackles (5 solo), 1 interception and 1 pass defended.

- Intercepted QB Tyrod Taylor in the 2nd quarter.

**VS. N.Y. JETS (12/19):** 7 tackles (4 solo) and 2.0 sacks.

- Sacked QB Zach Wilson for a loss of 9 yards in the 2nd quarter.
- Sacked QB Zach Wilson for a loss of 10 yards on 3rd-and-12 in the 4th quarter to force a punt.

**AT NEW ORLEANS (12/27):** 6 tackles (5 solo) and 1.5 sacks.

- Sacked QB Ian Book for a loss of 7 yards on 3rd-and-6 in the 1st quarter.
- Split a sack of QB Ian Book with S Jevon Holland for a loss of 12 yards in the 4th quarter.

**AT TENNESSEE (1/2):** 7 tackles (6 solo) and 1.0 sack.

- Sacked QB Ryan Tannehill for a loss of 10 yards on 3rd-and-6 in the 3rd quarter.

#### HONORS:

- Walter Payton Man of the Year Nominee.
- AFC Defensive Player of the Month (December).

#### 2020 (MIAMI):

- Played in all 16 games with 11 starts.
- 111 tackles (69 solo), 7.0 sacks, 3 passes defended and 2 forced fumbles.
- 1 solo special teams tackle.

**AT NEW ENGLAND (9/13):** 16 tackles (12 solo), 1.0 sack and 1 forced fumble.

- Sacked QB Cam Newton for a loss of 9 yards in the 1st quarter.
- His 16 tackles were the most by a Dolphins player since 2014.

**AT SAN FRANCISCO (10/11):** 7 tackles (6 solo) and 1.0 sack; 1 solo special teams tackle.

- Sacked QB C.J. Beathard for a loss of 9 yards in the 3rd quarter.

**VS. KANSAS CITY (12/13):** 9 tackles (5 solo) and 2.5 sacks.

- Sacked QB Patrick Mahomes for a loss of 30 yards on 3rd-and-12 in the 1st quarter.
- Sacked QB Patrick Mahomes again in the 2nd quarter for a loss of 5 yards.
- Split a sack with DT Christian Wilkins of QB Patrick Mahomes on 3rd-and-6 in the 4th quarter.
- His 30-yard sack is the longest in Dolphins history and longest in the NFL since 2015.
- Became 1st NFL player to record at least 2.5 sacks in one game against QB Patrick Mahomes.

#### 2019 (MIAMI):

- Played in 16 games with 15 starts.
- 124 tackles (74 solo), 1.5 sacks, 1 interception, 4 passes defended and 2 forced fumbles.
- 1 solo special teams tackle.
- His 124 tackles (74 solo) were 14th in the NFL and 1st among all players in the 2018 draft class.
- Served as a team captain.

**AT INDIANAPOLIS (11/10):** 8 tackles (7 solo), 1.0 sack and 1 forced fumble.

- Strip-sacked QB Brian Hoyer on 2nd-and-13 in the 2nd quarter, moving the Colts out of field goal range.

**AT N.Y. GIANTS (12/15):** 12 tackles (6 solo), 1 interception and 1 pass defended.

- Intercepted QB Eli Manning in the 3rd quarter.

**VS. CINCINNATI (12/22):** 12 tackles (7 solo), 0.5 sacks and 1 pass defended.

- Sacked QB Andy Dalton on a 3rd-and-10 in the 1st quarter.

#### 2018 (MIAMI):

- Played in all 16 games with 11 starts.
- 76 tackles (56 solo), 3.0 sacks, 1 interception and 3 passes defended; 1 interception return for a TD.
- 1 punt return for 0 yards (0.0 avg.).
- 3 special teams tackles (1 solo).
- His 76 tackles were 7th among rookie linebackers.

**AT CINCINNATI (10/7):** 6 solo tackles and 2.0 sacks; 1 assisted special teams tackle.

- Sacked QB Andy Dalton on third-and-10 for a loss of 9 yards in the 3rd quarter, forcing Cincinnati to punt.

- Sacked QB Andy Dalton again on third-and-1 for a loss of 10 yards in the 3rd quarter, holding Cincinnati to a field goal.

- The last Dolphins rookie to have 2.0 sacks in a game was DE Olivier Vernon on 10/14/12 vs. St. Louis, while the last rookie linebacker to do so for Miami was Derrick Rodgers on 10/12/97 at N.Y. Jets.

**VS. N.Y. JETS (11/4):** 5 tackles (4 solo), 1 interception and 1 pass defensed.

- Intercepted QB Sam Darnold on 2nd-and-9 with 10:56 remaining in the 4th quarter and returned it 25 yards for a TD, extending Miami's lead to 13-3.

**AT BUFFALO (12/30):** 6 solo tackles and 1.0 sack.

- Sacked QB Josh Allen on 1st-and-10 for a loss of 9 yards in the 1st quarter.

## BEFORE THE NFL

### COLLEGE (OHIO STATE):

- 3-year letterman (2015-17) and 2-year starter.

**CAREER:** Played in 33 games with 25 starts; 158 tackles (90 solo), 7.0 sacks, 2 interceptions, 5 passes defensed, 1 forced fumble and 3 fumble recoveries.

**JUNIOR (2017):** Started 13 games; 72 tackles (42 solo), 3.5 sacks, 3 passes defensed, 1 forced fumble and 2 fumble recoveries.

- Honorable mention All-Big Ten.

**SOPHOMORE (2016):** Played in all 13 games with 12 starts; 83 tackles (45 solo), 3.5 sacks, 2 interceptions, 2 passes defensed and 1 fumble recovery.

- Honorable mention All-Big Ten.
- His 83 tackles were second on the team.

**TRUE FRESHMAN (2015):** Played in 7 games; 3 solo tackles.

### HIGH SCHOOL (BENEDICTINE HS – CLEVELAND, OHIO)

**SENIOR (2014):**

- Helped his school win the state championship.
- 1st-team all-state.
- Co-defensive player of the year in Ohio.

## OFF THE FIELD

### COMMUNITY:

**2022:**

- Held the 4th annual Season of Giving Event at the Hank Kline Boys & Girls Club of Miami-Dade to provide holiday gifts for 100 kids.
- Partnered with the North Miami Police Department to host a Thanksgiving meal distribution for 50 South Florida families.

**2021:**

- Held the 3rd annual Season of Giving event at the Miami Northwest Boys & Girls Club to provide holiday gifts for children ages 6-10.
- Partnered with the North Miami Police Department to host a Thanksgiving meal distribution for 20 South Florida families.
- Partnered with a minority-owned food truck to provide meals for first responders who worked tirelessly in the recovery efforts of the Surfside condo building collapse and delivered water and supplies.
- Led the charge with the City of North Miami to collect and transport supplies for the people of Haiti following the devastating earthquake in August.
- Hosted a Christmas in July event for children at the Boys & Girls Club, spending the day with the students and also providing back-to-school supplies and gifts.

**2020:**

- Held his 2nd annual Season of Giving event at the Miami Northwest Boys & Girls Club, appearing virtually to surprise the kids with holiday gifts.
- Hosted a socially-distanced backpack giveaway at his high school alma mater, Benedictine, to assist Cleveland-area youth during the pandemic.

**2019:**

- Held the 1st Season of Giving event to provide holiday gifts for children at the Miami Northwest Boys & Girls Club.
- Served as the player ambassador for Florida Fuel Up to Play 60 initiative encouraging access and consumption of proper nutrition and physical activity for local youth.

**2018:**

- Participated in a police ride along through Football Unites.
- Joined the Microsoft Digital Skills All-Star program.
- Established his Expand the Land Foundation to inspire youth and provide mentorship and programming in South Florida and his hometown of Cleveland.

### PERSONAL:

- **MAJOR:** Criminology.

## JEROME BAKER'S NFL REGULAR SEASON STATS

YEAR	TEAM	GP	GS	TACKLES					INTERCEPTIONS					FUMBLES	
				TOT	SOLO	ASST	SK	YDS	INT	YDS	LG	TD	PD	FF	FR
2018	MIAMI	16	11	76	56	20	3.0	28.0	1	25	25t	1	3	0	0
2019	MIAMI	16	15	124	74	50	1.5	13.0	1	34	34	0	4	2	0
2020	MIAMI	16	11	111	69	42	7.0	69.5	0	0	0	0	3	2	0
2021	MIAMI	16	16	92	62	30	5.5	52.0	1	0	0	0	4	1	0
2022	MIAMI	17	17	100	66	34	4.0	19.5	0	0	0	0	4	1	0
<b>NFL TOTALS</b>		<b>81</b>	<b>70</b>	<b>503</b>	<b>327</b>	<b>176</b>	<b>21.0</b>	<b>182.0</b>	<b>3</b>	<b>59</b>	<b>34</b>	<b>1</b>	<b>18</b>	<b>6</b>	<b>0</b>

## JEROME BAKER'S NFL PLAYOFF STATS

YEAR	TEAM	GP	GS	TACKLES					INTERCEPTIONS					FUMBLES	
				TOT	SOLO	ASST	SK	YDS	INT	YDS	LG	TD	PD	FF	FR
2022	MIAMI	1	1	7	4	3	1.0	7.0	0	0	0	0	0	0	0
<b>PLAYOFF TOTALS</b>		<b>1</b>	<b>1</b>	<b>7</b>	<b>4</b>	<b>3</b>	<b>1.0</b>	<b>7.0</b>	<b>0</b>	<b>0</b>	<b>0</b>	<b>0</b>	<b>0</b>	<b>0</b>	<b>0</b>


## ADDITIONAL STATS

**Defensive Touchdowns:** 25-yard interception return vs. N.Y. Jets (11/4/18).

**Special Teams Tackles:** 3 in 2018, 1 in 2019, 1 in 2020 for total of 5.

## SINGLE-GAME CAREER HIGHS

<b>Tackles:</b>	16	at New England, 9/13/20
<b>Sacks:</b>	2.5	vs. Kansas City, 12/13/20
<b>Interceptions:</b>	1	3 times, last: vs. Houston, 11/7/21
<b>Passed Defensed:</b>	2	vs. L.A. Rams, 11/1/20
<b>Forced Fumbles:</b>	1	4 times, last: vs. Buffalo, 9/19/21



# O

## BRAXTON BERRIOS

WIDE RECEIVER // 5-9 // 185 // MIAMI (FLA.) '18

ACQUIRED: FA, '23

HOMETOWN: RALEIGH, N.C. // BORN: 10/6/95

NFL: SIXTH SEASON // DOLPHINS: FIRST SEASON

## NFL CAREER

### TRANSACTIONS:

- Signed with Miami on March 17, 2023.
- Released by N.Y. Jets on March 15, 2023.
- Awarded off waivers to the N.Y. Jets on Sept. 1, 2019.
- Waived by New England on Aug. 31, 2019.
- 6th-round pick (210th overall) by New England in the 2018 NFL Draft.

### CAREER HONORS:

- 2021 1st-team All-Pro as kick returner.
- AFC Special Teams Player of the Week (vs. Jacksonville, 12/26/21).

### CAREER HIGHLIGHTS:

- Played in 65 career games with 5 starts.
- 107 receptions for 1,085 yards (10.1 avg.) and 5 TDs.
- 19 carries for 160 yards (8.4 avg.) and 4 TDs.
- 1-of-1 passing (100.0 pct.) for 2 yards and 1 TD.
- 67 kickoff returns for 1,667 yards (24.9 avg.) and 1 TD.
- 67 punt returns for 767 yards (11.4 avg.).
- His 11.4 yard punt return average is 2nd in the NFL since he made his debut in 2019 (min. 50 returns):

### HIGHEST PUNT RETURN AVG. (SINCE 2019)

(min. 50 returns)

PLAYER	TEAM	PR	YDS	AVG
1. Gunner Olszewski	NE/Pit.	74	889	12.0
2. <b>BRAXTON BERRIOS</b>	<b>NYJ</b>	<b>67</b>	<b>767</b>	<b>11.4</b>
3. Nyheim Hines	Ind/Buf.	89	1,015	11.4
4. Kalif Raymond	Ten./Det.	68	753	11.1
5. Jakeem Grant Sr.	Mia./Chi.	60	645	10.8

- His 30.4 yard kickoff return average in 2021 led the NFL (min. 22 returns)

### HIGHEST KICKOFF RETURN AVG. (2021)

(min. 22 returns)

PLAYER	TEAM	KR	YDS	AVG
1. <b>BRAXTON BERRIOS</b>	<b>NYJ</b>	<b>28</b>	<b>852</b>	<b>30.4</b>
2. Andre Roberts	Hou./LAC	37	1,010	27.3
3. DeAndre Carter	Was.	36	904	25.1
4. Godwin Igwebuike	Det.	28	697	24.9
5. Byron Pringle	KC	25	621	24.8

### 2022 (N.Y. JETS):

- Played in all 17 games with 2 starts.
- 18 receptions for 145 yards (8.1 avg.).
- 9 carries for 91 yards (10.1 avg.) and 2 TDs.
- 1-of-1 passing (100.0 pct.) for 2 yards and 1 TD.
- 26 kickoff returns for 600 yards (23.1 avg.).
- 21 punt returns for 240 yards (11.4 avg.).

**VS. BALTIMORE (9/11):** 5 receptions for 37 yards (7.4 avg.); 2 kickoff returns for 48 yards (24.0 avg.); 2 punt returns for 30 yards (15.0 avg.).

**AT PITTSBURGH (10/2):** 1 reception for 6 yards; 1-of-1 passing (100.0 pct.) for 2 yards and 1 TD.

- Completed a 2-yard TD pass to QB Zach Wilson in the 2nd quarter.
- Became the 5th NFL player since 1970 to record a passing, receiving, rushing and kickoff return TD in his career.

**AT GREEN BAY (10/16):** 1 reception for 6 yards; 1 carry for 20 yards and 1 TD; 1 kickoff return for 29 yards; 3 punt returns for 34 yards (11.3 avg.).

- Took a carry 20 yards for a score to give the Jets a 3rd quarter lead.

### 2021 (N.Y. JETS):

- Played in 16 games with 1 start.
- Missed the final game of the season after being placed on injured reserve on Jan. 7, 2022.
- 46 receptions for 431 yards (9.4 avg.) and 2 TDs.
- 7 carries for 40 yards (5.7 avg.) and 2 TDs.
- 28 kickoff returns for 852 yards (30.4 avg.) and 1



TD.

- 15 punt returns for 201 yards (13.4 avg.).
- Led the NFL with a 30.4 kickoff return average.

**VS. NEW ENGLAND (9/19):** 7 receptions for 73 yards (10.4 avg.); 4 kickoff returns for 95 yards (23.8 avg.); 1 punt return for 6 yards.

**VS. JACKSONVILLE (12/26):** 5 receptions for 37 yards (7.4 avg.); 1 carry for 3 yards; 3 kickoff returns for 138 yards (46.0 avg.) and 1 TD; 1 punt return for 12 yards.

- Returned a kickoff 102 yards for a TD in the 2nd quarter to give the Jets a 4-point lead.
- It was the 1st kickoff return for a TD in his career.
- It was the 4th-longest kickoff return for a TD by a Jets player since 2000.

**VS. TAMPA BAY (1/2):** 8 receptions for 65 yards (8.1 avg.) and 1 TD; 2 carries for 12 yards (6.0 avg.) and 1 TD; 2 kickoff returns for 55 yards (27.5 avg.).

- Scored on a 1-yard carry in the 1st quarter.
- Caught a 9-yard TD pass from QB Zach Wilson to give the Jets a 2nd quarter lead.
- It was the 1st multi-score game of his career.

**HONORS:**

- 1st-team All-Pro as kick returner.
- AFC Special Teams Player of the Week (vs. Jacksonville, 12/26).

**2020 (N.Y. JETS):**

- Played in all 16 games with 2 starts.
- 37 receptions for 394 yards (10.6 avg.) and 3 TDs.
- 3 carries for 29 yards (9.7 avg.).
- 9 kickoff returns for 167 yards (18.6 avg.).
- 10 punt returns for 86 yards (8.6 avg.).

**VS. SAN FRANCISCO (9/20):** 6 receptions for 59 yards (9.8 avg.) and 1 TD.

- Caught his 1st NFL TD on a 30-yard pass from QB Sam Darnold in the 4th quarter.

**AT INDIANAPOLIS (9/27):** 4 receptions for 64 yards (16.0 avg.) and 1 TD.

- Caught a 16-yard TD pass from QB Sam Darnold to tie the game in the 1st quarter.
- Made his 1st NFL start.

**VS. CLEVELAND (12/27):** 3 receptions for 60 yards (20.0 avg.) and 1 TD; 3 punt returns for 21 yards (7.0 avg.).

- Caught a 43-yard TD pass from WR Jamison Crowder to take an early 1st quarter lead.

**2019 (N.Y. JETS/NEW ENGLAND):**

- Played in all 16 games with the N.Y. Jets.
- 6 receptions for 115 yards (19.2 avg.) with the N.Y. Jets.
- 4 kickoff returns for 48 yards (12.0 avg.) with the N.Y. Jets.
- 21 punt returns for 240 yards (11.4 avg.) with the N.Y. Jets.
- Awarded off waivers to the N.Y. Jets on Sept. 1.
- Waived by New England on Aug. 31.
- Spent the offseason program and training camp with New England.

**VS. BUFFALO (9/8):** 1 kickoff return for 10 yards.

- Made his NFL debut.

**AT NEW ENGLAND (9/22):** 2 receptions for 29 yards (14.5 avg.).

- Made his 1st 2 NFL catches.

**VS. OAKLAND (11/24):** 1 reception for 69 yards.

- Caught a 69-yard pass from QB Sam Darnold on the opening drive of the 3rd quarter.

**2018 (NEW ENGLAND):**

- Missed the entire season after being placed on injured reserve on Sept. 1.

**BEFORE THE NFL**

**COLLEGE (MIAMI):**

- 4-year letterman (2014-17) and 1-year starter.

**CAREER:** Played in 50 games with 20 starts; 100 receptions for 1,175 yards (11.8 avg.) and 14 TDs; 1-of-1 passing for 17 yards; 4 carries for 72 yards (18.0 avg.); 47 punt returns for 488 yards (10.4 avg.) and 1 TD; 3 kickoff returns for 60 yards (20.0 avg.).

**SENIOR (2017):** Started all 13 games; 55 receptions for 679 yards (12.4 avg.) and 9 TDs; 1-of-1 passing for 17 yards; 13 punt returns for 207 yards (15.9 avg.).

- Jim Tatum Award recipient as the ACC's top senior student-athlete.
- 3rd-team All-ACC at wide receiver.
- Honorable mention All-ACC on special teams.
- His 55 receptions, 679 receiving yards and 9 receiving TDs all led the team.

**JUNIOR (2016):** Played in all 13 games with 3 starts; 12 receptions for 178 yards (14.8 avg.) and 2 TDs; 19 punt returns for 215 yards (11.3 avg.) and 1 TD; 2 kickoff returns for 40 yards (20.0 avg.).

**SOPHOMORE (2015):** Played in 11 games; 12 receptions for 86 yards (7.2 avg.); 4 carries for 72 yards (18.0 avg.); 11 punt returns for 46 yards (4.2 avg.); 1 kickoff return for 20 yards.

**TRUE FRESHMAN (2014):** Played in all 13 games with 4 starts; 21 receptions for 232 yards (11.1 avg.) and 3 TDs; 4 punt returns for 20 yards (5.0 avg.).

**HIGH SCHOOL (LEESVILLE ROAD HS – RALEIGH, N.C.)**

- Played on both sides of the ball.

**SENIOR (2013):** 536 rushing yards and 11 rushing TDs.

**JUNIOR (2012):** 760 receiving yards and 10 receiving TDs; 1,142 rushing yards and 23 rushing TDs.

**OFF THE FIELD**

**PERSONAL:**

- **MAJOR:** Finance and entrepreneurship.
- Was valedictorian of Miami's School of Business Administration with a 3.961 GPA.

## BRAXTON BERRIOS' NFL REGULAR SEASON STATS

YEAR	TEAM	GP		RECEIVING					RUSHING					
		GS	REC	YDS	AVG	LG	TD	ATT	YDS	AVG	LG	TD		
2018	NEW ENGLAND			INJURED RESERVE										
2019	N.Y. JETS	16	0	6	115	19.2	69	0	0	0	0.0	0	0	
2020	N.Y. JETS	16	2	37	394	10.6	43t	3	3	29	9.7	15	0	
2021	N.Y. JETS	16	1	46	431	9.4	46	2	7	40	5.7	11	2	
2022	N.Y. JETS	17	2	18	145	8.1	25	0	9	91	10.1	25	2	
<b>NFL TOTALS</b>		<b>65</b>	<b>5</b>	<b>107</b>	<b>1085</b>	<b>10.1</b>	<b>69</b>	<b>5</b>	<b>19</b>	<b>160</b>	<b>8.4</b>	<b>25</b>	<b>4</b>	

## BRAXTON BERRIOS' NFL REGULAR SEASON RETURNING STATS

YEAR	TEAM	KICKOFF RETURN					PUNT RETURN					
		KR	YDS	AVG	LG	TD	PR	FC	YDS	AVG	LG	TD
2018	NEW ENGLAND	INJURED RESERVE										
2019	N.Y. JETS	4	48	12.0	25	0	21	32	240	11.4	26	0
2020	N.Y. JETS	9	167	18.6	28	0	10	24	86	8.6	18	0
2021	N.Y. JETS	28	852	30.4	102t	1	15	24	201	13.4	28	0
2022	N.Y. JETS	26	600	23.1	42	0	21	28	240	11.4	22	0
<b>NFL TOTALS</b>		<b>67</b>	<b>1667</b>	<b>24.9</b>	<b>42</b>	<b>1</b>	<b>67</b>	<b>108</b>	<b>767</b>	<b>11.4</b>	<b>28</b>	<b>0</b>

### ADDITIONAL STATS

**Special Teams Tackles:** (N.Y. Jets) 1 in 2019.  
**Miscellaneous Tackles:** (N.Y. Jets) 1 in 2019, 1 in 2022 for total of 2.

### SINGLE-GAME CAREER HIGHS

**Receptions:** 8 Twice, last: vs. Tampa Bay, 1/2/22

**Receiving Yards:** 73 vs. New England, 9/19/21

**Longest Reception:** 69 vs. Oakland, 11/24/19

**Receiving TDs:** 1 5 times, last: vs. Tampa Bay, 1/2/22

### 2019 GAME-BY-GAME STATS (N.Y. JETS)

DATE	OPPONENT	P/S	REC	YDS	AVG	LG	TD
09/08	BUFFALO	1/0	0	0	0.0	-	0
09/16	CLEVELAND	1/0	0	0	0.0	-	0
09/22	at New England	1/0	2	29	14.5	23	0
10/06	at Philadelphia	1/0	0	0	0.0	-	0
10/13	DALLAS	1/0	0	0	0.0	-	0
10/21	NEW ENGLAND	1/0	1	1	1.0	1	0
10/27	at Jacksonville	1/0	0	0	0.0	-	0
11/03	at Miami	1/0	0	0	0.0	-	0
11/10	N.Y. GIANTS	1/0	0	0	0.0	-	0
11/17	at Washington	1/0	0	0	0.0	-	0
11/24	OAKLAND	1/0	1	69	69.0	69	0
12/01	at Cincinnati	1/0	1	5	5.0	5	0
12/08	MIAMI	1/0	0	0	0.0	-	0
12/12	at Baltimore	1/0	0	0	0.0	-	0
12/22	PITTSBURGH	1/0	0	0	0.0	-	0
12/29	at Buffalo	1/0	1	11	11.0	11	0
<b>2019 TOTALS</b>		<b>16/0</b>	<b>6</b>	<b>115</b>	<b>19.2</b>	<b>69</b>	<b>0</b>

### 2020 GAME-BY-GAME STATS (N.Y. JETS)


DATE	OPPONENT	P/S	REC	YDS	AVG	LG	TD
09/13	at Buffalo	1/0	0	0	0.0	-	0
09/20	SAN FRANCISCO	1/0	6	59	9.8	30t	1
09/27	at Indianapolis	1/1	4	64	16.0	28	1
10/01	DENVER	1/0	0	0	0.0	-	0
10/11	ARIZONA	1/0	0	0	0.0	-	0
10/18	at Miami	1/0	1	18	18.0	18	0
10/25	BUFFALO	1/1	4	35	8.8	22	0
11/01	at Kansas City	1/0	8	34	4.3	15	0
11/09	NEW ENGLAND	1/0	1	13	13.0	13	0
11/22	at L.A. Chargers	1/0	0	0	0.0	-	0
11/29	MIAMI	1/0	0	0	0.0	-	0
12/06	LAS VEGAS	1/0	2	33	16.5	25	0
12/13	at Seattle	1/0	3	49	16.3	34	0
12/20	at L.A. Rams	1/0	2	9	4.5	5	0
12/27	CLEVELAND	1/0	3	60	20.0	43t	1
01/03	at New England	1/0	3	20	6.7	10	0
<b>2020 TOTALS</b>		<b>16/2</b>	<b>37</b>	<b>394</b>	<b>10.6</b>	<b>43t</b>	<b>3</b>

### 2021 GAME-BY-GAME STATS (N.Y. JETS)

DATE	OPPONENT	P/S	REC	YDS	AVG	LG	TD						
09/12	at Carolina	1/0	5	51	10.2	25	0						
09/19	NEW ENGLAND	1/0	7	73	10.4	27	0						
09/26	at Denver	1/0	2	26	13.0	22	0						
10/03	TENNESSEE	1/0	1	0	0.0	0	0						
10/10	at Atlanta	1/0	1	6	6.0	6	0						
10/24	at New England	1/0	0	0	0.0	-	0						
10/31	CINCINNATI	1/0	2	13	6.5	8t	1						
11/04	at Indianapolis	1/0	2	5	2.5	5	0						
11/14	BUFFALO	1/0	3	19	6.3	7	0						
11/21	MIAMI	1/0	0	0	0.0	-	0						
11/28	at Houston	1/0	2	47	23.5	46	0						
12/05	PHILADELPHIA	1/0	1	11	11.0	11	0						
12/12	NEW ORLEANS	1/0	6	52	8.7	17	0						
12/19	at Miami	1/0	1	26	26.0	22	0						
12/26	JACKSONVILLE	1/1	5	37	7.4	12	0						
01/02	TAMPA BAY	1/0	8	65	8.1	11	1						
01/09	at Buffalo		INJURED RESERVE										
<b>2021 TOTALS</b>		<b>16/1</b>	<b>46</b>	<b>431</b>	<b>9.4</b>	<b>8t</b>	<b>2</b>						

## 2022 GAME-BY-GAME STATS (N.Y. JETS)



DATE	OPPONENT	P/S	REC	YDS	AVG	LG	TD
09/11	BALTIMORE	1/0	5	37	7.4	13	0
09/18	at Cleveland	1/0	0	0	0.0	-	0
09/25	CINCINNATI	1/0	0	0	0.0	-	0
10/02	at Pittsburgh	1/0	1	6	6.0	6	0
10/09	MIAMI	1/0	1	-1	-1.0	-1	0
10/16	at Green Bay	1/0	1	6	6.0	6	0
10/23	at Denver	1/0	3	15	5.0	8	0
10/30	NEW ENGLAND	1/1	0	0	0.0	-	0
11/06	BUFFALO	1/0	1	6	6.0	6	0
11/20	at New England	1/0	0	0	0.0	-	0
11/27	CHICAGO	1/1	1	4	4.0	4	0
12/04	at Minnesota	1/0	2	9	4.5	8	0
12/11	at Buffalo	1/0	1	25	25.0	25	0
12/18	DETROIT	1/0	1	14	14.0	14	0
12/22	JACKSONVILLE	1/0	0	0	0.0	-	0
01/01	at Seattle	1/0	1	24	24.0	24	0
01/08	at Miami	1/0	0	0	0.0	-	0
<b>2022 TOTALS</b>		<b>17/2</b>	<b>18</b>	<b>145</b>	<b>8.1</b>	<b>25</b>	<b>0</b>



# 20

## JUSTIN BETHEL

CORNERBACK // 6-0 // 195 // PRESBYTERIAN '12  
ACQUIRED: FA, '22  
HOMETOWN: BLYTHEWOOD, S.C. // BORN: 6/17/90  
NFL: 12TH SEASON // DOLPHINS: SECOND SEASON


2013, 2014, 2015

2015, 2016

### NFL CAREER

#### TRANSACTIONS:

- Signed by Miami on Sept. 1, 2022.
- Released by New England on Aug. 30, 2022.
- Signed by New England on Oct. 23, 2019.
- Released by Baltimore on Oct. 21, 2019.
- Signed by Baltimore as an unrestricted free agent from Atlanta on March 19, 2019.
- Signed by Atlanta as an unrestricted free agent from Arizona on March 26, 2018.
- 6th-round pick (177th overall) by Arizona in the 2012 NFL Draft.

#### CAREER HONORS:

- 2015 1st-team All-Pro.
- 2015 Pro Bowl selection.
- 2014 Pro Bowl selection.
- NFC Special Teams Player of the Week (at Dallas, 11/2/14).
- NFC Special Teams Player of the Month (December 2014).
- 2013 1st-team All-Pro.
- 2013 Pro Bowl selection.

#### CAREER HIGHLIGHTS:

- Played in 176 games with 14 starts.
- 118 tackles (100 solo), 5 interceptions, 24 passes defended, 5 forced fumbles and 8 fumble recoveries.

- 145 special teams tackles (120 solo).
- Appeared in 6 postseason games with 2 starts – 3 in Arizona, 2 in New England and 1 in Miami.
- Is a 2-time team captain (2015-16).
- His 145 special teams tackles are tied for second among active NFL players:

#### MOST CAREER SPECIAL TEAMS TACKLES (ACTIVE PLAYERS)

PLAYER	TM	TOT	SOLO	ASST
1. Matthew Slater	NE	172	122	50
2. <b>JUSTIN BETHEL</b>	<b>ARI./BAL./NE/MIA.</b>	<b>145</b>	<b>120</b>	<b>25</b>
Nick Bellore	NYJ/SF/Det./Sea./	145	105	40
4. Michael Thomas	Mia./NYG/Hou./Cin.	93	65	28
5. Tyler Matakevich	Pit./Buf.	81	61	20

#### 2022 (NEW ENGLAND/MIAMI):

- Played in all 17 games with Miami.
- 16 tackles (11 solo), 1 interception and 4 passes defended with Miami.
- 10 special teams tackles (6 solo) with Miami.
- Spent the offseason and training camp with New England.

**VS. MINNESOTA (10/16):** 1 tackle and 1 pass defended.

**VS. PITTSBURGH (10/23):** 7 tackles (6 solo), 1 interception and 1 pass defended.

- Picked off QB Kenny Pickett on a 2nd-and-4 play in the 1st quarter and returned it 11 yards.

**VS. CLEVELAND (11/13):** 6 tackles (5 solo) and 2

passes defended; 1 special teams tackle.

#### POSTSEASON:

**AFC WILD CARD AT BUFFALO (1/15):** Played but did not record any stats.

#### 2021 (NEW ENGLAND):

- Played in all 17 games.
- 4 solo tackles, 1 pass defended and 1 forced fumble.
- 8 special teams tackles (5 solo).

**VS. DALLAS (10/17):** 2 solo special teams tackles, 1 pass defended and 1 forced fumble.

- Deflected a QB Dak Prescott pass in the 2nd quarter that was intercepted by S Kyle Dugger.
- Forced a fumble on punt coverage against WR Cedrick Wilson Jr.

#### POSTSEASON:

**AFC WILD CARD AT BUFFALO (1/15):** Played but did not record any stats.

#### 2020 (NEW ENGLAND):

- Played in all 16 games.
  - 14 special teams tackles (13 solo).
- AT L.A. CHARGERS (12/6):** 3 special teams tackles (2 solo).

**AT L.A. RAMS (12/10):** 2 solo special teams tackles.

**AT MIAMI (12/20):** 2 solo special teams tackles.

#### 2019 (BALTIMORE/NEW ENGLAND):

- Played in 9 games with New England.
- 2 fumble recoveries with New England.
- 6 special teams tackles (5 solo) with New England.
- Signed with New England on Oct. 23.
- Released by Baltimore on Oct. 21.
- Played in 7 games with Baltimore.
- 1 solo tackle and 1 fumble recovery with Baltimore.
- 5 special teams tackles (3 solo) with Baltimore.

**AT MIAMI (9/8):** 1 fumble recovery.

- Made his Baltimore debut.
- Recovered a fumble by WR Jakeem Grant on a punt return.

**AT BALTIMORE (11/3):** 2 special teams tackles (1 solo) and 1 fumble recovery.

- Recovered a fumble by DB Cyrus Jones on a punt return.

**AT CINCINNATI (12/15):** 1 solo special teams tackle and 1 fumble recovery.

- Recovered a fumble by WR Alex Erickson on a punt return in the 2nd quarter.

#### POSTSEASON:

**AFC WILD CARD VS. TENNESSEE (1/4):** Played but did not record any stats.

#### 2018 (ATLANTA):

- Played in 14 games.
- Inactive for 2 games.
- 14 special teams tackles (12 solo).

**VS. CAROLINA (9/16):** 3 solo special teams tackles.

**VS. TAMPA BAY (10/14):** 3 special teams tackles (2 solo).

**AT WASHINGTON (11/4):** 3 special teams tackles (2 solo).

#### 2017 (ARIZONA):

- Played in all 16 games with 6 starts.
- 30 tackles (20 solo), 1 interception and 4 passes defended.
- 11 special teams tackles (9 solo).

**AT DETROIT (9/10):** 4 tackles (3 solo), 1 interception and 2 passes defended.

- Intercepted QB Matthew Stafford's first pass attempt of the game and returned it 82 yards for an early TD.

- It was the 4th TD of his career.

**AT INDIANAPOLIS (9/17):** 6 tackles (4 solo) and 1 pass defended; 1 solo special teams tackle.

**AT PHILADELPHIA (10/8):** 6 tackles (3 solo).

#### 2016 (ARIZONA):

- Played in all 16 games with 3 starts.
- 26 tackles (25 solo), 1 interception, 6 passes defended, 1 forced fumble and 1 fumble recovery.
- 13 special teams tackles (12 solo).

**VS. WASHINGTON (12/4):** 1 forced fumble; 2 solo special teams tackles.

- Forced a fumble by WR Maurice Harris on a kickoff return in the 2nd quarter.

**AT SEATTLE (12/24):** 5 solo tackles and 3 passes defended; 1 assisted special teams tackle.

**AT L.A. RAMS (1/1):** 6 solo tackles, 1 interception, 1 pass defended and 1 fumble recovery; 1 solo special teams tackle.

- Recovered a fumble by WR Tavon Austin in the 4th quarter.

- Intercepted a QB Sean Mannion pass and returned it 66 yards for a TD in the 4th quarter.

- It was his 3rd career TD.

#### 2015 (ARIZONA):

- Played in all 16 games with 5 starts.
- 33 tackles (31 solo), 2 interceptions, 9 passes defended, 2 forced fumble and 2 fumble recoveries.
- 13 solo special teams tackles.

**VS. SAN FRANCISCO (9/27):** 1 interception, 2 passes defended and 1 forced fumble; 2 solo special teams tackles.

- Intercepted QB Colin Kaepernick's first pass attempt of the game and returned it 21 yards for a TD.

- It was his 2nd career TD.

- Forced a fumble by WR DeAndrew White on a kickoff in the 2nd quarter that was recovered by Arizona.

**VS. BALTIMORE (10/26):** 1 solo tackle, 1 forced fumble and 2 fumble recoveries; 1 solo special teams tackle.

- Forced and recovered a fumble by WR Jeremy Ross on a punt return in the 2nd quarter.
- Recovered a fumble by WR Brittan Golden on a punt return at the end of the 1st half.

**VS. GREEN BAY (12/27):** 7 solo tackles, 1 interception and 1 pass defended; 1 solo special teams tackle.

- Intercepted a pass from QB Aaron Rodgers in the 2nd quarter.

**POSTSEASON:**

**NFC DIVISIONAL VS. GREEN BAY (1/16):** 6 solo tackles and 1 pass defended.

**NFC CHAMPIONSHIP AT CAROLINA (1/24):** 4 solo tackles and 1 pass defended.

**PRO BOWL:**

- Selected to the Pro Bowl for the 3rd time in his career as a special teamer.

**HONORS:**

- PFWA All-Pro selection on special teams.

**2014 (ARIZONA):**

- Played in all 16 games.
- 7 solo tackles, 1 forced fumble and 1 fumble recovery.
- 18 special teams tackles (14 solo).

**AT DALLAS (11/2):** 1 solo special teams tackle.

- Blocked a 35-yard field goal at the end of the 1st half.

**VS. KANSAS CITY (12/7):** 1 fumble recovery; 4 special teams tackles (1 solo).

- Recovered a fumble by TE Travis Kelce in the 4th quarter.

**AT ST. LOUIS (12/11):** 1 solo tackle and 1 forced fumble; 4 solo special teams tackles.

- Forced a fumble by WR Tavon Austin on a punt return in the 4th quarter.

**POSTSEASON:**

**NFC WILD CARD AT CAROLINA (1/3):** 1 solo tackle and 1 fumble recovery.

- Recovered a fumble by WR Brenton Bersin on a punt return in the 1st quarter.

**PRO BOWL:**

- Selected to the Pro Bowl for the 2nd time in his career as a special teamer for Team Carter.

**HONORS:**

- NFC Special Teams Player of the Week (at Dallas, 11/2)
- NFC Special Teams Player of the Month (December 2014).

**2013 (ARIZONA):**

- Played in all 16 games.
- 1 fumble recovery.
- 21 special teams tackles (17 solo).

**VS. DETROIT (9/15):** 1 solo special teams tackle.

- Blocked a 47-yard field goal attempt in the 4th quarter.

**VS. HOUSTON (11/10):** 2 special teams tackles (1 solo).

- Blocked a 40-yard field goal attempt at the end of the 1st half.

**AT SEATTLE (12/22):** 1 fumble recovery; 1 solo special teams tackle.

- Recovered a fumble by RB Robert Turbin on a kickoff return.

**PRO BOWL:**

- Selected to the Pro Bowl for the 1st time in his career as a special teamer for Team Rice.

**HONORS:**

- PFWA All-Pro selection on special teams.

**2012 (ARIZONA):**

- Played in all 16 games.
- 1 solo tackle.
- 12 special teams tackles (11 solo).

**VS. SEATTLE (9/9):** Played but did not record any stats.

- Made his NFL debut.

**VS. SAN FRANCISCO (10/29):** 2 solo special teams tackles.

**VS. CHICAGO (12/23):** 1 solo special teams tackle.

- Returned a blocked field goal 82 yards for a TD in the 4th quarter.
- It was his 1st career TD.

**BEFORE THE NFL****COLLEGE (PRESBYTERIAN):**

- 4-year letterman (2011-14) and 3-year starter.

**CAREER:** Played in 44 games with 43 starts; 279 tackles (199 solo), 7 interceptions, 23 passes defended and 4 forced fumbles; 9 blocked kicks.

- Became the school's first NFL draft pick since 1969.

- His 279 total tackles, 7 interceptions, 129 interception return yards, 23 passes defended, 4 forced fumbles and 9 blocked kicks were all school records at the time he graduated.

**SENIOR (2011):** Started all 11 games; 87 tackles (60 solo), 4 interceptions and 10 passes defended; 3 blocked kicks.

- 1st-team FCS All-American.
- Big South Defensive Player of the Year.
- 1st-team All-Big South.

**JUNIOR (2010):** Started 10 games; 59 tackles (47 solo) and 1 interception; 1 blocked kick.

- 2nd-team All-Big South.

**SOPHOMORE (2009):** Started all 11 games; 79 tackles (55 solo) and 1 forced fumble; 3 blocked kicks.

- 2nd-team All-Big South.

**TRUE FRESHMAN (2008):** Played in all 12 games with 11 starts; 54 tackles (37 solo), 2 interceptions and 4 passes defended; 2 blocked kicks.

- SEC All-Freshman Team.

**HIGH SCHOOL (BLYTHEWOOD HS – BLYTHEWOOD, S.C.)**

**SENIOR (2007):**

- All-region.

**JUNIOR (2006):**

- Helped his school win a state championship.

**OFF THE FIELD****PERSONAL:**

- **MAJOR:** Business administration.
- Elected to the Big South Conference Hall of Fame Class of 2024.

## JUSTIN BETHEL'S NFL REGULAR SEASON STATS

YEAR	TEAM	GP	GS	TACKLES					INTERCEPTIONS					FUMBLES		
				TOT	SOLO	ASST	SK	YDS	INT	YDS	LG	TD	PD	FF	FR	
2012	ARIZONA	16	0	1	1	0	0.0	0.0	0	0	0	0	0	0	0	0
2013	ARIZONA	16	0	0	0	0	0.0	0.0	0	0	0	0	0	0	0	1
2014	ARIZONA	16	0	7	7	0	0.0	0.0	0	0	0	0	0	0	1	1
2015	ARIZONA	16	5	33	31	2	0.0	0.0	2	21	21t	1	9	2	2	2
2016	ARIZONA	16	3	26	25	1	0.0	0.0	1	66	66t	1	6	1	1	1
2017	ARIZONA	16	6	30	20	10	0.0	0.0	1	82	82t	1	4	0	0	0
2018	ATLANTA	14	0	0	0	0	0.0	0.0	0	0	0	0	0	0	0	0
2019	BALTIMORE	7	0	1	1	0	0.0	0.0	0	0	0	0	0	0	0	1
	NEW ENGLAND	9	0	0	0	0	0.0	0.0	0	0	0	0	0	0	0	2
2020	NEW ENGLAND	16	0	0	0	0	0.0	0.0	0	0	0	0	0	0	0	0
2021	NEW ENGLAND	17	0	4	4	0	0.0	0.0	0	0	0	0	1	1	1	0
2022	MIAMI	17	0	16	11	5	0.0	0.0	1	11	11t	0	4	0	0	0
	<b>NFL TOTALS</b>	<b>176</b>	<b>14</b>	<b>118</b>	<b>100</b>	<b>18</b>	<b>0.0</b>	<b>0.0</b>	<b>5</b>	<b>180</b>	<b>82t</b>	<b>3</b>	<b>24</b>	<b>5</b>	<b>8</b>	

## JUSTIN BETHEL'S NFL PLAYOFF STATS

YEAR	TEAM	GP	GS	TACKLES					INTERCEPTIONS					FUMBLES		
				TOT	SOLO	ASST	SK	YDS	INT	YDS	LG	TD	PD	FF	FR	
2014	ARIZONA	1	0	1	1	0	0.0	0.0	0	0	0	0	0	0	0	1
2015	ARIZONA	2	2	10	10	0	0.0	0.0	0	0	0	0	2	0	0	0
2019	NEW ENGLAND	1	0	0	0	0	0.0	0.0	0	0	0	0	0	0	0	0
2021	NEW ENGLAND	1	0	0	0	0	0.0	0.0	0	0	0	0	0	0	0	0
2022	MIAMI	1	0	0	0	0	0.0	0.0	0	0	0	0	0	0	0	0
	<b>PLAYOFF TOTALS</b>	<b>6</b>	<b>2</b>	<b>11</b>	<b>11</b>	<b>0</b>	<b>0.0</b>	<b>0.0</b>	<b>0</b>	<b>0</b>	<b>0</b>	<b>0</b>	<b>2</b>	<b>0</b>	<b>0</b>	<b>1</b>

### ADDITIONAL STATS

**Special Teams Touchdowns:** (Arizona) 82-yard blocked field goal return vs. Chicago (12/23/12).


**Defensive Touchdowns:** (Arizona) 21-yard interception return vs. San Francisco (9/27/15), 66-yard interception return at L.A. Rams (1/1/17), 82-yard interception return at Detroit (9/10/17).

**Blocked Kicks:** (Arizona) 47-yard field goal attempt vs. Detroit (9/15/13), 40-yard field goal attempt vs. Houston (11/10/13), 35-yard field goal attempt at Dallas (11/2/14), PAT attempt at Minnesota (11/20/16).

**Special Teams Tackles:** (Arizona) 12 in 2012, 21 in 2013, 18 in 2014, 13 in 2015, 13 in 2016, 11 in 2017, (Atlanta) 14 in 2018, (Baltimore) 5 in 2019, (New England) 6 in 2019, 14 in 2020, 8 in 2021, (Miami) 10 in 2022 for total of 145.

### SINGLE-GAME CAREER HIGHS

<b>Tackles:</b>	7	4 times, last: vs. Pittsburgh, 10/23/22
<b>Interceptions:</b>	1	5 times, last: vs. Pittsburgh, 10/23/22
<b>Passes Defended:</b>	3	at Seattle, 12/24/16
<b>Forced Fumbles:</b>	1	5 times, last: vs. Dallas, 10/17/21
<b>Fumble Recovery:</b>	2	vs. Baltimore, 10/26/15



# 95

## JOSIAH BRONSON

DEFENSIVE TACKLE // 6-3 // 295 // WASHINGTON '21

ACQUIRED: FA, '22

HOMETOWN: KENT, WASH. // BORN: 7/3/97

NFL: SECOND SEASON // DOLPHINS: FIRST SEASON

### NFL CAREER

#### TRANSACTIONS:

- Signed to Miami's practice squad on Sept. 5, 2022.
- Waived by Dallas on Aug. 30, 2022.
- Signed to Dallas' practice squad on Jan. 4, 2022.
- Waived by Cleveland on Dec. 30, 2021.
- Awarded off waivers to Cleveland on Dec. 15, 2021.

- Waived by New Orleans on Dec. 14, 2021.
- Signed to New Orleans' active roster on Nov. 20, 2021.
- Signed to New Orleans' practice squad on Sept. 1, 2021.
- Waived by New Orleans on Aug. 31, 2021.
- Signed by New Orleans as an undrafted college free agent on May 10, 2021.

## CAREER HIGHLIGHTS:

- Played in 8 career games.
- 12 tackles (8 solo).

## 2022 (DALLAS/MIAMI):

- Played in 1 game with Miami.
- Spent the entire season on Miami's practice squad.
- Spent the offseason program and training camp with Dallas.

**AT NEW ENGLAND (1/1):** Played but did not record stats.

- Made his Dolphins debut.

## 2021 (NEW ORLEANS/CLEVELAND/DALLAS):

- Spent the postseason on Dallas' practice squad.
- Played in 1 game with Cleveland.
- 1 solo tackle with Cleveland.
- Awarded to Cleveland off waivers on Dec. 15.
- Played 6 games with New Orleans.
- 11 tackles (7 solo) with New Orleans.
- Spent 9 games on New Orleans' practice squad.

**AT SEATTLE (10/25):** 2 tackles (1 solo).

- Made his NFL debut.

**AT PHILADELPHIA (11/21):** 5 tackles (3 solo).

**AT GREEN BAY (12/25):** 1 solo tackle.

- Made his Browns debut.

## BEFORE THE NFL

## COLLEGE (WASHINGTON):

- 3-year letterman (2018-20) and 2-year starter.
- Transferred from Temple following his redshirt freshman season in 2016.

**CAREER AT WASHINGTON:** Played in 29 games with 14 starts; 42 tackles (25 solo), 3.0 sacks and 1 fumble recovery.

**GRADUATE (2020 AT WASHINGTON):** Played in all 4 games with 3 starts; 8 tackles (3 solo) and 1 fumble recovery.

**SENIOR (2019 AT WASHINGTON):** Played in all 13 games with 11 starts; 23 tackles (16 solo) and 2.0 sacks.

**JUNIOR (2018 AT WASHINGTON):** Played in 12 games; 11 tackles (6 solo) and 1.0 sack.

**SOPHOMORE (2017 AT WASHINGTON):** Did not play.

**REDSHIRT FRESHMAN (2016 AT TEMPLE):** Did not play.

- Medically redshirted in 2016.

## HIGH SCHOOL (KENTWOOD HS - COVINGTON, WASH.)

- Played defensive end and tight end.
- Also played basketball.

**SENIOR (2014):** 42 tackles.

- All-area.


## OFF THE FIELD

## PERSONAL:

- His brother, John Bronson, played tight end for the Arizona Cardinals in 2005-06.
- His brother, Demetrius Bronson, was a running back in training camp with the Dolphins in 2015 and spent time on Seattle's practice squad in 2014.

## JOSIAH BRONSON'S NFL REGULAR SEASON STATS

YEAR	TEAM	GP	GS	TACKLES					INTERCEPTIONS					FUMBLES	
				TOT	SOLO	ASST	SK	YDS	INT	YDS	LG	TD	PD	FF	FR
2021	NEW ORLEANS	6	0	11	7	4	0.0	0.0	0	0	0	0	0	0	0
	CLEVELAND	1	0	1	1	0	0.0	0.0	0	0	0	0	0	0	0
2022	MIAMI	1	0	0	0	0	0.0	0.0	0	0	0	0	0	0	0
<b>NFL TOTALS</b>		<b>8</b>	<b>0</b>	<b>12</b>	<b>8</b>	<b>4</b>	<b>0.0</b>	<b>0.0</b>	<b>0</b>	<b>0</b>	<b>0</b>	<b>0</b>	<b>0</b>	<b>0</b>	<b>0</b>



**22** ELIJAH CAMPBELL

DEFENSIVE BACK // 5-11 // 200 // NORTHERN IOWA '18  
ACQUIRED: WAI. '21 (NYJ)  
HOMETOWN: ST. PAUL, MINN. // BORN: 8/24/95  
NFL: FOURTH SEASON // DOLPHINS: THIRD SEASON

## NFL CAREER

## TRANSACTIONS:

- Awarded off waivers to Miami on Sept. 1, 2021.
- Waived by N.Y. Jets on Aug. 31, 2021.

- Signed to the N.Y. Jets active roster on Dec. 8, 2020.
- Signed to the N.Y. Jets practice squad on Nov. 3, 2020.



- Fourth overall selection in the defensive backs phase of the 2020 XFL Draft to the DC Defenders on Oct. 16, 2019.
- Signed by Birmingham Iron (AAF) on Nov. 9, 2018.
- Waived by Cleveland on Aug. 31, 2018.
- Signed by Cleveland as an undrafted college free agent on May 4, 2018.

### CAREER HIGHLIGHTS:

- Played in 26 career games with 1 start.
- 7 tackles (4 solo) and 1 pass defended.
- 7 special teams tackles (5 solo).
- Appeared in 1 postseason game with Miami.

### 2022 (MIAMI):

- Played in 16 games with 1 start.
- Inactive for 1 game.
- 7 tackles (4 solo) and 1 pass defended.
- 5 special teams tackles (3 solo).

**VS. CLEVELAND (11/13):** 1 pass defended; 2 special teams tackles (1 solo).

**AT SAN FRANCISCO (12/4):** 2 solo tackles.

**VS. N.Y. JETS (1/8):** Played but did not record stats.

- Made his 1st NFL start.

### POSTSEASON:

**AFC WILD CARD AT BUFFALO (1/15):** 2 tackles (1 solo) and 0.5 sacks.

### 2021 (N.Y. JETS/MIAMI):

- Played in 7 games with Miami.
- Inactive for 4 games with Miami.
- Missed the rest of the season with Miami after being placed on injured reserve on Nov. 27.
- Awarded off waivers to Miami on Sept. 1.
- 2 solo special teams tackles with Miami.
- Spent offseason and training camp with the N.Y. Jets.

**VS. INDIANAPOLIS (10/3):** 1 solo special teams tackle.

- Made his Dolphins debut.

**VS. HOUSTON (11/7):** 1 solo special teams tackle.

### 2020 (N.Y. JETS/DC DEFENDERS - XFL):

- Played in 3 games with the N.Y. Jets.
- Inactive for 2 games with the N.Y. Jets
- Signed to the N.Y. Jets active roster on Dec. 8.
- Signed to the N.Y. Jets practice squad on Nov. 3.
- Started 4 games with the DC Defenders.

- 6 tackles (5 solo) and 2 passes defended with the DC Defenders.

### 2019 (BIRMINGHAM IRON - AAF):

- Played in 8 games with 3 starts.
- 21 tackles (15 solo).

### 2018 (CLEVELAND):

- Spent the 2018 offseason and training camp with Cleveland.

## BEFORE THE NFL

### COLLEGE (NORTHERN IOWA):

- 2-year starter (2016-17).
- Transferred from Northern Illinois following his sophomore season in 2015.
- Transferred from Iowa Western CC following his freshman season in 2014.

**CAREER AT NORTHERN IOWA:** Played in 24 games with 87 tackles, 15 passes defended and 8 interceptions.

**SENIOR (2017 AT NORTHERN IOWA):** Played in 12 games with 51 tackles (31 solo), 1 sack, 3 forced fumbles, 1 fumble recovery, 5 interceptions and 17 passes defended.

**JUNIOR (2016 AT NORTHERN IOWA):** Played in 11 games with 42 tackles (34 solo), 2 fumble recoveries, 3 interceptions and 6 passes defended.

**SOPHOMORE (2015 AT NORTHERN ILLINOIS):** Played in 13 games with 5 tackles.

**FRESHMAN (2014 AT IOWA WESTERN):** 32 tackles and 5 passes defended.

- Redshirted in 2013

### HIGH SCHOOL (ST. PAUL CENTRAL HS - ST. PAUL, MINN.)

#### SENIOR (2012)

- Helped team record an 8-1 record in 2012, rushing for 1,002 yards and 18 touchdowns.
- Totaled 69 tackles and six interceptions in 2012 on defense.
- Also lettered in track and field.

## OFF THE FIELD

### PERSONAL:

- **MAJOR:** Liberal studies.

### ELIJAH CAMPBELL'S NFL REGULAR SEASON STATS


YEAR	TEAM	GP	GS	TACKLES				SK	YDS	INTERCEPTIONS					FUMBLES	
				TOT	SOLO	ASST	INT			YDS	LG	TD	PD	FF	FR	
2020	N.Y. JETS	3	0	0	0	0	0.0	0.0	0	0	0	0	0	0	0	0
2021	MIAMI	7	0	0	0	0	0.0	0.0	0	0	0	0	0	0	0	0
2022	MIAMI	16	1	7	4	3	0.0	0.0	0	0	0	0	1	0	0	
<b>NFL TOTALS</b>		<b>26</b>	<b>1</b>	<b>7</b>	<b>4</b>	<b>3</b>	<b>0.0</b>	<b>0.0</b>	<b>0</b>	<b>0</b>	<b>0</b>	<b>0</b>	<b>1</b>	<b>0</b>	<b>0</b>	

### ELIJAH CAMPBELL'S NFL PLAYOFF STATS

YEAR	TEAM	GP	GS	TACKLES				SK	YDS	INTERCEPTIONS					FUMBLES	
				TOT	SOLO	ASST	INT			YDS	LG	TD	PD	FF	FR	
2022	MIAMI	1	0	2	1	1	0.5	0.0	0	0	0	0	0	0	0	
<b>PLAYOFF TOTALS</b>		<b>1</b>	<b>0</b>	<b>2</b>	<b>1</b>	<b>1</b>	<b>0.5</b>	<b>0.0</b>	<b>0</b>	<b>0</b>	<b>0</b>	<b>0</b>	<b>0</b>	<b>0</b>	<b>0</b>	

## ADDITIONAL STATS

**Special Teams Tackles:** (Miami) 2 in 2021, 5 in 2022 for total of 7.



# 3

## ROBBIE CHOSEN

WIDE RECEIVER // 6-3 // 185 // TEMPLE '16  
ACQUIRED: FA, '23  
HOMETOWN: FORT LAUDERDALE, FLA. // BORN: 5/9/93  
NFL: EIGHTH SEASON // DOLPHINS: FIRST SEASON

### NFL CAREER

#### TRANSACTIONS:

- Signed by Miami on April 17, 2023.
- Released by Arizona on March 8, 2023.
- Traded from Carolina to Arizona on Oct. 17, 2022.
- Signed by Carolina as an unrestricted free agent from the N.Y. Jets on April 1, 2020.
- Signed by the N.Y. Jets as an undrafted college free agent on May 6, 2016.

#### CAREER HIGHLIGHTS:

- Played in 111 career games with 86 starts.
- 375 receptions for 4,956 yards (13.2 avg.) and 29 TDs.
- 16 carries for 98 yards (6.1 avg.).
- 1 kickoff return for 13 yards.
- 16 miscellaneous tackles.
- His 4,956 career receiving yards are the 2nd-most by an undrafted player since 2016, the year he entered the league:

#### MOST RECEIVING YARDS BY AN UNDRAFTED PLAYER (SINCE 2016)

PLAYER	TEAM(S)	REC	YDS	TDs
1. Adam Thielen	Min.	514	6,401	54
2. <b>ROBBIE CHOSEN</b>	<b>NYJ/CAR./ARI.</b>	<b>375</b>	<b>4,956</b>	<b>29</b>
3. Cole Beasley	Dal./Buf./TB	413	4,292	23
4. Austin Ekeler	LAC	389	3,448	29
5. Tyrell Williams	SD/LAC/Oak/LV/Det.	197	3,105	22

#### 2022 (CAROLINA/ARIZONA):

- Played in 10 games with 2 starts for Arizona.
- Inactive for 1 game with Arizona.
- 7 receptions for 76 yards (10.9 avg.) for Arizona.
- Traded from Carolina to Arizona on Oct. 17.
- Played in 6 games with 5 starts for Carolina.
- 13 receptions for 206 yards (15.8 avg.) and 1 TD for Carolina.

**VS. CLEVELAND (9/11):** 5 receptions for 102 yards (20.4 avg.) and 1 TD.

- Caught a 75-yard TD pass from QB Baker Mayfield in the 4th quarter to make it a 2-point game.

**VS. NEW ORLEANS (10/20):** Played but did not record any stats.

- Made his Cardinals debut.

**VS. NEW ENGLAND (12/12):** 4 receptions for 50 yards (12.5 avg.).

#### 2021 (CAROLINA):

- Played in all 17 games with 16 starts.
- 53 receptions for 519 yards (9.8 avg.) and 5 TDs.
- 3 carries for 36 yards (12.0 avg.).
- 1 miscellaneous tackles.

**VS. N.Y. JETS (9/12):** 1 reception for 57 yards and 1 TD.

- Scored on a 57-yard TD pass from QB Sam Darnold in the 2nd quarter for Carolina's first TD of the season.

**VS. ATLANTA (12/21):** 7 receptions for 84 yards (12.0 avg.) and 1 TD.

- Caught a 5-yard TD pass from QB R.J. Walker in the 4th quarter to make it a 1-score game.

**AT TAMPA BAY (1/9):** 7 receptions for 50 yards (7.1 avg.) and 1 TD.

- Caught a 19-yard TD pass from QB Sam Darnold in the 4th quarter to make it a 1-score game.

#### 2020 (CAROLINA):

- Started all 16 games.
- 95 receptions for 1,096 yards (11.5 avg.) and 3 TDs.
- 4 carries for 15 yards (3.8 avg.).

**VS. LAS VEGAS (9/13):** 6 receptions for 114 yards (19.0 avg.) and 1 TD.

- Caught a 75-yard TD pass from QB Teddy Bridgewater to give Carolina a 4th-quarter lead.

**AT TAMPA BAY (9/20):** 9 receptions for 109 yards (12.1 avg.).

- Posted back-to-back 100-yard performances.

**AT ATLANTA (10/11):** 8 receptions for 112 yards (14.0 avg.).

- Recorded his 3rd 100-yard game of the season.

#### 2019 (N.Y. JETS):

- Played in all 16 games with 15 starts.

- 52 receptions for 779 yards (15.0 avg.) and 5 TDs.
- 1 carry for 4 yards.
- 3 miscellaneous tackles.

**VS. DALLAS (10/13):** 5 receptions for 125 yards (25.0 avg.) and 1 TD.

- Scored on a 92-yard TD pass from QB Sam Darnold in the 2nd quarter.

**AT CINCINNATI (12/1):** 7 receptions for 101 yards (14.4 avg.).

**VS. MIAMI (12/8):** 7 receptions for 117 yards (16.7 avg.) and 1 TD.

- Caught a 26-yard TD pass from QB Sam Darnold to give the Jets a 2nd-quarter lead.

## 2018 (N.Y. JETS):

- Played in 14 games with 7 starts.
- Inactive for 2 games.
- 50 receptions for 752 yards (15.0 avg.).
- 2 carries for -8 yards (-4.0 avg.).
- 1 kickoff return for 13 yards.
- 4 miscellaneous tackles.

**VS. DENVER (10/7):** 3 receptions for 123 yards (41.0 avg.) and 2 TDs.

- Caught a 76-yard TD pass from QB Sam Darnold in the 2nd quarter.
- Scored on a 35-yard TD pass from QB Sam Darnold in the 2nd quarter to give the Jets a 2-score lead.

**VS. HOUSTON (12/15):** 7 receptions for 96 yards (13.7 avg.) and 1 TD.

- Scored on a 5-yard TD pass from QB Sam Darnold with 30 seconds left in the 2nd quarter.

**VS. GREEN BAY (12/23):** 9 receptions for 140 yards (15.6 avg.) and 1 TD.

- Gave the Jets a 2-score lead with a 33-yard TD reception from QB Sam Darnold in the 2nd quarter.

## 2017 (N.Y. JETS):

- Played in all 16 games with 15 starts.
- 63 receptions for 941 yards (14.9 avg.) and 7 TDs.
- 3 carries for 9 yards (3.0 avg.).
- 3 miscellaneous tackles.

**VS. ATLANTA (10/29):** 6 receptions for 104 yards (17.3 avg.) and 1 TD.

- Caught a 24-yard TD pass from QB Josh McCown to give the Jets a 2nd-quarter lead.
- Posted the 1st 100-yard game of his career.

**AT TAMPA BAY (11/12):** 4 receptions for 85 yards (21.3 avg.) and 1 TD.

- Scored on a 38-yard game-winning TD pass from QB Josh McCown with 28 seconds remaining.

**VS. CAROLINA (11/26):** 6 receptions for 146 yards (24.3 avg.) and 2 TDs.

- Scored on a 33-yard TD pass from QB Josh McCown in the 2nd quarter.
- Caught a 54-yard TD pass from McCown in the 3rd quarter to give the Jets a lead.

- The scores were his 5th and 6th TD receptions in his past 5 games.

## 2016 (N.Y. JETS):

- Played in all 16 games with 8 starts.
- 42 receptions for 587 yards (14.0 avg.) and 2 TDs.
- 3 carries for 42 yards (14.0 avg.).
- 5 miscellaneous tackles.

**VS. CINCINNATI (9/11):** Played but did not record any stats.

- Made his NFL debut.

**VS. INDIANAPOLIS (12/5):** 4 receptions for 61 yards (15.3 avg.) and 1 TD.

- Caught a 40-yard TD pass from QB Bryce Petty for his 1st career TD.

**VS. MIAMI (12/17):** 4 receptions for 80 yards (20.0 avg.) and 1 TD.

- Opened the game with a 40-yard TD reception from QB Bryce Petty on the first series.

## BEFORE THE NFL

### COLLEGE (TEMPLE):

- 3-year letterman (2012-13; 2015) and 2-year starter.

**CAREER:** Played in 29 games with 17 starts; 114 receptions for 1,730 yards (15.2 avg.) and 16 TDs; 6 carries for 11 yards (1.8 avg.); 20 kickoff returns for 363 yards (18.2 avg.); 13 punt returns for 70 yards (5.4 avg.).

**SENIOR (2015):** Played in all 14 games with 11 starts; 70 receptions for 939 yards (13.4 avg.) and 7 TDs; 4 carries for 15 yards (3.8 avg.); 9 kickoff returns for 130 yards (14.4 avg.); 9 punt returns for 53 yards (5.9 avg.).

- 3rd-team All-AAC.
- His 939 receiving yards were 2nd in school history.
- His 70 receptions were 2nd in school history.

**JUNIOR (2014):** Did not play.

**SOPHOMORE (2013):** Played in 10 games with 7 starts; 44 receptions for 791 yards (18.0 avg.) and 9 TDs; 2 carries for -4 yards (-2.0 avg.); 11 kickoff returns for 233 yards (21.2 avg.); 4 punt returns for 17 yards (4.3 avg.).

- Broke the school's single-game receiving yards record with 239 on Oct. 26 at SMU.
- Spent time at cornerback during the spring.

**REDSHIRT FRESHMAN (2012):** Played in 6 games.

- Redshirted in 2011.

### HIGH SCHOOL (SOUTH PLANTATION HS – PLANTATION, FLA.)

- Played wide receiver and defensive back.
- Also lettered in track and field.

**SENIOR (2010):** 42 receptions for 545 yards (13.0 avg.) and 6 TDs.

**JUNIOR (2009):** 39 receptions for 477 yards (12.2 avg.) and 6 TDs.

## ROBBIE CHOSEN'S NFL REGULAR SEASON STATS

YEAR	TEAM	RECEIVING						RUSHING					
		GP	GS	REC	YDS	AVG	LG	TD	ATT	YDS	AVG	LG	TD
2016	N.Y. JETS	16	8	42	587	14.0	52	2	3	42	14.0	30	0
2017	N.Y. JETS	16	15	63	941	14.9	69t	7	3	9	3.0	7	0
2018	N.Y. JETS	14	9	50	752	15.0	76t	6	2	-8	-4.0	1	0
2019	N.Y. JETS	16	15	52	779	15.0	92t	5	1	4	4.0	4	0
2020	CAROLINA	16	16	95	1096	11.5	75t	3	4	15	3.8	11	0
2021	CAROLINA	17	16	53	519	9.8	57t	5	3	36	12.0	30	0
2022	CAROLINA	6	5	13	206	15.8	75t	1	0	0	0.0	0	0
	ARIZONA	10	2	7	76	10.9	21	0	0	0	0.0	0	0
<b>NFL TOTALS</b>		<b>111</b>	<b>86</b>	<b>375</b>	<b>4956</b>	<b>13.2</b>	<b>92t</b>	<b>29</b>	<b>16</b>	<b>98</b>	<b>6.1</b>	<b>30</b>	<b>0</b>

### ADDITIONAL STATS

**Miscellaneous Tackles:** (N.Y. Jets) 5 in 2016, 3 in 2017, 4 in 2018, 3 in 2019, (Carolina) 1 in 2021 for total of 16.  
**Kickoff Returns:** (N.Y. Jets) 1 for 13 yards in 2018.

### SINGLE-GAME CAREER HIGHS

**Receptions:** 9 3 times, last: at Kansas City, 11/8/20  
**Receiving Yards:** 146 vs. Carolina, 11/26/17  
**Longest Reception:** 92t vs. Dallas, 10/13/19  
**Receiving TDs:** 2 Twice, last: vs. Denver, 10/7/18

### 100-YARD RECEIVING GAMES (12)

DATE	OPPONENT	REC	YDS	AVG	LG	TD
10/29/17	ATLANTA	6	104	17.3	32	1
11/26/17	CAROLINA	6	146	24.3	54t	2
12/3/17	KANSAS CITY	8	107	13.4	26	0
10/7/18	DENVER	3	123	41.0	76t	2
12/23/18	GREEN BAY	9	140	15.6	33t	1
10/13/19	DALLAS	5	125	25.0	92t	1
12/1/19	at Cincinnati	7	101	14.4	20	0
12/8/19	MIAMI	7	117	16.7	39	1
9/13/20	LAS VEGAS	6	114	19.0	75t	1
9/20/20	at Tampa Bay	9	109	12.1	39	0
10/11/20	at Atlanta	8	112	14.0	29	0
9/11/22	CLEVELAND	5	102	20.4	75t	1

### 2016 GAME-BY-GAME STATS (N.Y. JETS)

DATE	OPPONENT	P/S	REC	YDS	AVG	LG	TD
09/11	CINCINNATI	1/0	0	0	0.0	-	0
09/15	at Buffalo	1/0	0	0	0.0	-	0
09/25	at Kansas City	1/0	2	34	17.0	26	0
10/02	SEATTLE	1/1	2	12	6.0	7	0
10/09	at Pittsburgh	1/1	1	10	10.0	10	0
10/17	at Arizona	1/1	4	24	6.0	7	0
10/23	BALTIMORE	1/1	3	41	13.7	28	0
10/30	at Cleveland	1/1	3	31	10.3	16	0
11/06	at Miami	1/1	4	49	12.3	27	0
11/13	L.A. RAMS	1/0	3	69	23.0	52	0
11/27	NEW ENGLAND	1/1	2	34	17.0	25	0
12/05	INDIANAPOLIS	1/0	4	61	15.3	40t	1
12/11	at San Francisco	1/0	6	99	16.5	40	1
12/17	MIAMI	1/1	4	80	20.0	40t	1
12/24	at New England	1/0	0	0	0.0	-	0
01/01	BUFFALO	1/0	4	43	10.8	17	0
<b>2016 TOTALS</b>		<b>16/8</b>	<b>42</b>	<b>587</b>	<b>14.0</b>	<b>52</b>	<b>2</b>

### 2017 GAME-BY-GAME STATS (N.Y. JETS)

DATE	OPPONENT	P/S	REC	YDS	AVG	LG	TD
09/10	at Buffalo	1/1	4	22	5.5	11	0
09/17	at Oakland	1/1	2	28	14.0	19	0
09/24	MIAMI	1/1	3	95	31.7	69t	1
10/01	JACKSONVILLE	1/1	3	59	19.7	41	0
10/08	at Cleveland	1/1	2	16	8.0	10	0
10/15	NEW ENGLAND	1/1	4	76	19.0	32	0
10/22	at Miami	1/1	3	35	11.7	18t	1
10/29	ATLANTA	1/1	6	104	17.3	32	1
11/02	BUFFALO	1/1	4	48	12.0	25t	1
11/12	at Tampa Bay	1/0	4	85	21.3	38t	1
11/26	CAROLINA	1/1	6	146	24.3	54t	2
12/03	KANSAS CITY	1/1	8	107	13.4	26	0
12/10	at Denver	1/1	3	27	9.0	13	0
12/17	at New Orleans	1/1	5	40	8.0	15	0
12/24	L.A. CHARGERS	1/1	5	51	10.2	16	0
12/31	at New England	1/1	1	2	2.0	2	0
<b>2017 TOTALS</b>		<b>16/15</b>	<b>63</b>	<b>941</b>	<b>14.9</b>	<b>69t</b>	<b>7</b>

### 2018 GAME-BY-GAME STATS (N.Y. JETS)

DATE	OPPONENT	P/S	REC	YDS	AVG	LG	TD
09/10	at Detroit	1/1	1	41	41.0	41t	1
09/16	MIAMI	1/0	3	27	9.0	17	0
09/20	at Cleveland	1/1	2	22	11.0	17	0
09/30	at Jacksonville	1/0	2	18	9.0	12	0
10/07	DENVER	1/0	3	123	41.0	76t	2
10/14	INDIANAPOLIS	1/1	3	39	13.0	19	0
10/21	MINNESOTA	1/1	3	44	14.7	25	0
10/28	at Chicago						INACTIVE
11/04	at Miami	1/1	4	32	8.0	17	0
11/11	BUFFALO						INACTIVE
11/25	NEW ENGLAND	1/0	2	22	11.0	15	0
12/02	at Tennessee	1/1	4	48	12.0	16	0
12/09	at Buffalo	1/0	4	76	19.0	37	1
12/15	HOUSTON	1/1	7	96	13.7	26	1
12/23	GREEN BAY	1/1	9	140	15.6	33t	1
12/30	at New England	1/1	3	24	8.0	13	0
<b>2018 TOTALS</b>		<b>14/9</b>	<b>50</b>	<b>752</b>	<b>15.0</b>	<b>76t</b>	<b>6</b>

### 2019 GAME-BY-GAME STATS (N.Y. JETS)

DATE	OPPONENT	P/S	REC	YDS	AVG	LG	TD
09/08	BUFFALO	1/1	3	23	7.7	9	0
09/16	CLEVELAND	1/1	4	81	20.3	36	0
09/22	at New England	1/1	3	11	3.7	7	0
10/06	at Philadelphia	1/1	1	16	16.0	16	0
10/13	DALLAS	1/1	5	125	25.0	92t	1
10/21	NEW ENGLAND	1/0	1	10	10.0	10	0
10/27	at Jacksonville	1/1	4	43	10.8	13	0
11/03	at Miami	1/1	2	33	16.5	22	0
11/10	N.Y. GIANTS	1/1	1	11	11.0	11	0
11/17	at Washington	1/1	1	6	6.0	6t	1
11/24	OAKLAND	1/1	4	86	21.5	31	1
12/01	at Cincinnati	1/1	7	101	14.4	20	0
12/08	MIAMI	1/1	7	117	16.7	39	1
12/12	at Baltimore	1/1	4	66	16.5	41	0
12/22	PITTSBURGH	1/1	2	32	16.0	23t	1
12/29	at Buffalo	1/1	3	18	6.0	11	0
<b>2019 TOTALS</b>		<b>16/15</b>	<b>52</b>	<b>779</b>	<b>15.0</b>	<b>92t</b>	<b>5</b>

## 2020 GAME-BY-GAME STATS (CAROLINA)


DATE	OPPONENT	P/S	REC	YDS	AVG	LG	TD
09/13	LAS VEGAS	1/1	6	114	19.0	75t	1
09/20	at Tampa Bay	1/1	9	109	12.1	39	0
09/27	at L.A. Chargers	1/1	5	55	11.0	18	0
10/04	ARIZONA	1/1	8	99	12.4	24	0
10/11	at Atlanta	1/1	8	112	14.0	29	0
10/18	CHICAGO	1/1	4	77	19.3	39	0
10/25	at New Orleans	1/1	6	74	12.3	26	0
10/29	ATLANTA	1/1	5	48	9.6	27	0
11/08	at Kansas City	1/1	9	63	7.0	22	0
11/15	TAMPA BAY	1/1	4	21	5.3	9	0
11/22	DETROIT	1/1	7	46	6.6	18	0
11/29	at Minnesota	1/1	4	94	23.5	41t	1
12/13	DENVER	1/1	8	84	10.5	23	0
12/19	at Green Bay	1/1	2	21	10.5	15	0
12/27	at Washington	1/1	7	39	5.6	14t	1
01/03	NEW ORLEANS	1/1	3	40	13.3	31	0
<b>2020 TOTALS</b>		<b>16/2</b>	<b>37</b>	<b>394</b>	<b>10.6</b>	<b>43t</b>	<b>3</b>

## 2021 GAME-BY-GAME STATS (CAROLINA)

DATE	OPPONENT	P/S	REC	YDS	AVG	LG	TD
09/12	N.Y. JETS	1/1	1	57	57.0	57t	1
09/19	NEW ORLEANS	1/1	3	38	12.7	18	0
09/23	at Houston	1/1	1	8	8.0	8	0
10/03	at Dallas	1/1	5	46	9.2	13	0
10/10	PHILADELPHIA	1/1	2	30	15.0	25	0
10/17	MINNESOTA	1/1	3	11	3.7	7t	1
10/24	at N.Y. Giants	1/1	3	14	4.7	5	0
10/31	at Atlanta	1/1	0	0	0.0	-	0
11/07	NEW ENGLAND	1/1	1	2	2.0	2	0
11/14	at Arizona	1/1	4	37	9.3	17	1
11/21	WASHINGTON	1/1	5	30	6.0	11	0
11/28	at Miami	1/0	1	15	15.0	15	0
12/12	ATLANTA	1/1	7	84	12.0	23	1
12/19	at Buffalo	1/1	3	29	9.7	13	0
12/26	TAMPA BAY	1/1	5	58	11.6	18	0
01/02	at New Orleans	1/1	2	10	5.0	7	0
01/09	at Tampa Bay	1/1	7	50	7.1	19t	1
<b>2021 TOTALS</b>		<b>17/16</b>	<b>53</b>	<b>519</b>	<b>9.8</b>	<b>7t</b>	<b>5</b>

## 2022 GAME-BY-GAME STATS (CAROLINA/ARIZONA)

DATE	OPPONENT	P/S	REC	YDS	AVG	LG	TD
09/11	CLEVELAND	1/1	5	102	20.4	75t	1
09/18	at N.Y. Giants	1/1	3	32	10.7	19	0
09/25	NEW ORLEANS	1/1	1	14	14.0	14	0
10/02	ARIZONA	1/1	3	26	8.7	13	0
10/09	SAN FRANCISCO	1/0	1	32	32.0	32	0
10/16	at L.A. Rams	1/1	0	0	0.0	-	0
<b>CAROLINA TOTALS</b>		<b>6/5</b>	<b>13</b>	<b>206</b>	<b>15.8</b>	<b>75t</b>	<b>1</b>
10/20	NEW ORLEANS	1/0	0	0	0.0	-	0
10/30	at Minnesota	1/0	0	0	0.0	-	0
11/06	SEATTLE	1/1	1	-4	-4.0	-4	0
11/13	at L.A. Rams	1/0	0	0	0.0	-	0
11/21	SAN FRANCISCO	1/0	0	0	0.0	-	0
11/27	L.A. CHARGERS	1/0	1	17	17.0	17	0
12/12	NEW ENGLAND	1/0	4	50	12.5	21	0
12/18	at Denver	1/0	0	0	0.0	-	0
12/25	TAMPA BAY	1/0	0	0	0.0	-	0
01/01	at Atlanta	1/1	1	13	13.0	13	0
01/08	at San Francisco					INACTIVE	
<b>ARIZONA TOTALS</b>		<b>10/2</b>	<b>7</b>	<b>76</b>	<b>10.9</b>	<b>21</b>	<b>0</b>
<b>2022 TOTALS</b>		<b>16/7</b>	<b>20</b>	<b>282</b>	<b>14.1</b>	<b>75t</b>	<b>1</b>



# 78

## GERON CHRISTIAN

TACKLE // 6-5 // 320 // LOUISVILLE '18  
 ACQUIRED: WAI., '22 (KC)  
 HOMETOWN: OCALA, FLA. // BORN: 9/10/96  
 NFL: SIXTH SEASON // DOLPHINS: FIRST SEASON

### NFL CAREER

#### TRANSACTIONS:

- Awarded off waivers to Miami on Jan. 5, 2023.
- Waived by Kansas City on Jan. 4, 2023.
- Signed by Kansas City as an unrestricted free agent from Houston on March 24, 2022.
- Awarded off waivers to Houston on May 21, 2021.
- Waived by Washington on May 20, 2021.
- 3rd-round pick (74th overall) by Washington in the 2018 NFL Draft.

#### CAREER HIGHLIGHTS:

- Played in 48 career games with 16 starts – 15 at left tackle and 1 as an extra offensive lineman.

#### 2022 (KANSAS CITY/MIAMI):

- Dressed but did not play 1 game with Miami.
- Awarded off waivers to Miami on Jan. 5.
- Played in 10 games with Kansas City.
- Inactive for 6 games with Kansas City.

#### AT ARIZONA (9/11):

- Played but did not record any stats.
- Made his Chiefs debut.

## POSTSEASON:

**AFC WILD CARD AT BUFFALO (1/15):** Dressed but did not play.

## 2021 (WASHINGTON/HOUSTON):

- Played in 14 games with 8 starts at left tackle with Houston.
- Dressed but did not play 2 games with Houston.
- Spent part of the offseason program with Washington.

**VS. L.A. RAMS (10/31):** Started at left tackle.

- Helped protect QB Davis Mills, who passed for 310 yards against the eventual Super Bowl champion Rams.

**VS. L.A. CHARGERS (12/26):** Started at left tackle.

- Helped RB Rex Burkhead rush for 149 yards in a victory.

## 2020 (WASHINGTON):

- Started 6 games at left tackle.
- Inactive for 3 games.
- Missed the last 7 games of the season after being placed on injured reserve on Nov. 19.

**VS. BALTIMORE (10/4):** Started at left tackle.

- Helped protect QB Dwayne Haskins, who passed for 314 yards and posted a 90.4 QB rating.

## 2019 (WASHINGTON):

- Played in all 16 games with 2 starts – 1 at left tackle and 1 as an extra offensive lineman.

**VS. NEW ENGLAND (10/6):** Started as an extra offensive lineman.

- Made his 1st career start.

**VS. DETROIT (11/24):** Started at left tackle.

- Started at left tackle for the 1st time in his career.

## 2018 (WASHINGTON):

- Played in 2 games.
- Inactive for 7 games.
- Missed the last 7 games of the season after being placed on injured reserve on Nov. 12.

**VS. ATLANTA (11/4):** Played but did not record any stats.

- Made his NFL debut.

## BEFORE THE NFL

### COLLEGE (LOUISVILLE):

- 3-year starter (2015-17).

**CAREER:** Started all 39 games at left tackle.

**JUNIOR (2017):** Started all 13 games at left tackle.

- Honorable mention All-ACC

**SOPHOMORE (2016):** Started 13 games at left tackle.

- Honorable mention All-ACC

**TRUE FRESHMAN (2015):** Started all 13 games at left tackle.

- Honorable mention All-ACC

### HIGH SCHOOL (TRINITY CATHOLIC HS – OCALA, FLA.)

- Also earned all-county honors in basketball.
- Started playing football as a junior.

**SENIOR (2014):**

- 1st-team all-state.

## OFF THE FIELD

### PERSONAL:

- **PRONUNCIATION:** First name is pronounced JAIR-en.

- **MAJOR:** Business.

## GERON CHRISTIAN'S NFL REGULAR SEASON STATS

**GAMES/STARTS:** (Washington) 2018: 2/0, 2019: 16/2, 2020: 6/6, (Houston) 2021: 14/8, (Kansas City) 2022: 10/0 **NFL TOTALS: 48/16**


### ADDITIONAL STATS

**Miscellaneous Tackles:** (Washington) 1 in 2020, (Houston) 1 in 2021 for total of 2.

**Miscellaneous Fumble Recoveries:** (Houston) 1 in 2020.

## THE 200-YARD MAN

Running back Jay Ajayi rushed for 200 yards in three contests in 2016, including back-to-back games in Week 6 and Week 7, becoming one of only four players to accomplish that feat in NFL history. Two of his 200-yard games came against the Buffalo Bills while the other was vs. the Pittsburgh Steelers. Ajayi joined O.J. Simpson (1973 and 1976), Earl Campbell (1980) and Ricky Williams (2002) as the only players in NFL history to rush for 200-plus yards in consecutive games. He is one of just five NFL players to ever rush for 200 yards at least three times in the same season. The others to do so are Campbell (1980, four times), Simpson (1973, three times), Tiki Barber (2005, three times) and Derrick Henry (2020, three times). Ajayi rushed for 420 yards in two games against Buffalo in 2016, the fifth-highest rushing total against one team in a single season, trailing Jamal Lewis (500 vs. Cleveland in 2003), Simpson (469 vs. New England in 1973), Derrick Henry (462 vs. Houston in 2020) and LaDainian Tomlinson (430 vs. Oakland in 2003).



# 2

## BRADLEY CHUBB

LINEBACKER // 6-4 // 268 // NC STATE '18  
 ACQUIRED: T, '22 (DEN.)  
 HOMETOWN: MARIETTA, GA. // BORN: 6/24/96  
 NFL: SIXTH SEASON // DOLPHINS: SECOND SEASON



2020, 2022



2022 (DEN.)

### NFL CAREER

#### TRANSACTIONS:

- Traded from Denver to Miami on Nov. 1, 2022.
- 1st-round pick (5th overall) by Denver in the 2018 NFL Draft.

#### CAREER HONORS:

- 2022 Pro Bowl selection.
- 2020 Pro Bowl selection.
- 2018 PFWA All-Rookie Team.
- NFL Rookie of the Month (October 2018).

#### CAREER HIGHLIGHTS:

- Played in 57 career games with 56 starts.
- 183 tackles (112 solo), 28.5 sacks, 1 interception, 5 passes defended, 7 forced fumbles and 1 fumble recovery.
- Appeared in 1 postseason game with Miami.
- His 12.0 sacks in 2018 led all NFL rookies that season:

#### NFL ROOKIE SACK LEADERS (2018)

PLAYER	TEAM	SACKS
1. BRADLEY CHUBB	DEN.	12.0
2. Shaquille Leonard	Ind.	7.0
3. Sam Hubbard	Cin.	6.0
4. B.J. Hill	NYG	5.5
5. Two tied		5.0

- His 12.0 sacks in 2018 set a Broncos rookie record:

#### BRONCOS ROOKIE SACK LEADERS

PLAYER	YEAR	SACKS
1. BRADLEY CHUBB	2018	12.0
2. Von Miller	2011	11.5
3. Rulon Jones	1980	11.5
4. Mike Croel	1991	10.0
5. Elvis Dumervil	2006	8.5

#### 2022 (DENVER/MIAMI):

- Played in 8 games with 7 starts with Miami.
- Inactive for 1 game with Miami.
- 13 tackles (5 solo), 2.5 sacks and 1 forced fumble with Miami.
- Traded to Miami on Nov. 1.
- Started 8 games with Denver.
- 26 tackles (11 solo), 5.5 sacks, 1 pass defended and 2 forced fumbles with Denver.

**AT SEATTLE (9/12):** 5 tackles (4 solo), 2.0 sacks and 1 forced fumble.

- Strip-sacked QB Geno Smith on a 2nd-and-8 snap in the 4th quarter.
- Sacked QB Geno Smith for a loss of 10 on a 3rd-and-6 in the 4th quarter, forcing a punt.

**VS. INDIANAPOLIS (10/6):** 4 tackles (3 solo), 2.5 sacks and 1 forced fumble.

- Sacked QB Matt Ryan on a 3rd-and-12 in the 1st quarter, forcing a punt.
- Split a sack with LB Baron Browning of QB Matt Ryan on a 3rd-and-10 in the 4th quarter, forcing a punt.
- Strip-sacked QB Matt Ryan on a 1st-down play in the 4th quarter.

**VS. HOUSTON (11/27):** 2 tackles (1 solo), 1.0 sack and 1 forced fumble.

- Strip-sacked QB Kyle Allen on a 2nd-and-13 snap in the 2nd quarter.

#### POSTSEASON:

**AFC WILD CARD AT BUFFALO (1/15):** 1 solo tackle, 1.0 sack and 1 forced fumble.

- Strip-sacked QB Josh Allen on a 3rd-and-11 snap in the 4th quarter.

#### PRO BOWL:

- Selected to his 2nd Pro Bowl.

#### 2021 (DENVER):

- Started 7 games.
- Inactive for 1 game.
- Missed 1 game on the Reserve/COVID-19 List.
- Missed 8 games after being placed on injured reserve on Sept. 22 and being activated on Nov. 27.
- 21 tackles (9 solo), 1 interception and 2 passes defended.

**VS. CINCINNATI (12/19):** 4 tackles (1 solo) and 1 pass defended.

**AT LAS VEGAS (12/26):** 5 tackles (1 solo), 1 interception and 1 pass defended.

- Intercepted a pass by QB Derek Carr near the end of the 1st half and returned it to the 1-yard line, setting up a Broncos TD.

**VS. KANSAS CITY (1/8):** 5 tackles (2 solo).

#### 2020 (DENVER):

- Started 14 games.
- Inactive for 2 games.
- 42 tackles (26 solo), 7.5 sacks and 1 forced fumble.

**AT N.Y. JETS (10/1):** 5 tackles (3 solo) and 2.5 sacks.



- Split a sack with DE Shelby Harris on QB Sam Darnold for a loss of 8 yards on 3rd-and-5, forcing a 2nd quarter punt.
- Sacked QB Sam Darnold on a 3rd-and-4 snap in the 4th quarter, forcing a 54-yard field goal.
- Sacked QB Sam Darnold on a 4th-down play in the 4th quarter to help preserve the win.

**AT NEW ENGLAND (10/18):** 4 tackles (2 solo), 1.0 sack and 1 forced fumble.

- Strip-sacked QB Cam Newton on a 3rd-and-6 play in the 3rd quarter, forcing a punt.

**VS. MIAMI (11/22):** 5 tackles (4 solo) and 1.0 sack.

- Sacked QB Tua Tagovailoa on a 3rd-and-21 snap in the 3rd quarter, forcing a punt.

#### PRO BOWL:

- Selected to start his 1st Pro Bowl at OLB.

### 2019 (DENVER):

- Started 4 games.
- Missed the rest of the season after being placed on injured reserve on Oct. 1.
- 21 tackles (16 solo), 1.0 sack, 1 pass defended and 1 forced fumble.

**VS. JACKSONVILLE (9/29):** 7 tackles (4 solo), 1.0 sack and 1 forced fumble.

- Sacked QB Gardner Minshew on a 3rd-and-5 snap in the 2nd quarter, forcing a punt.
- Stripped QB Gardner Minshew on a 2nd-and-10 snap in the 4th quarter.

### 2018 (DENVER):

- Started all 16 games.
- 60 tackles (41 solo), 12.0 sacks, 1 pass defended, 2 forced fumbles and 1 fumble recovery.
- Set a Broncos rookie record and led all NFL rookies with 12.0 sacks.
- His 12.0 sacks were tied for 7th-most by a rookie in NFL history at the time.

**VS. L.A. RAMS (10/14):** 5 tackles (4 solo) and 3.0 sacks.

- Sacked QB Jared Goff twice on the same drive in the 2nd quarter, forcing a Rams punt.
- Sacked QB Jared Goff on 3rd-and-3 in the 4th quarter, pushing a field goal attempt back 10 yards that was no good.

**AT ARIZONA (10/18):** 3 solo tackles, 2.0 sacks and 1 forced fumble.

- Strip-sacked QB Josh Rosen for a loss of 6 yards in the 4th quarter.
- Later in the same drive, sacked QB Josh Rosen on 4th down, turning the ball over on downs.

**AT SAN FRANCISCO (12/9):** 4 tackles (2 solo) and 2.0 sacks.

- Sacked QB Nick Mullens on 3rd-and-2 in the 2nd quarter, forcing a field goal.
- Sacked QB Nick Mullens on a 3rd-and-15 play in the 3rd quarter.

#### HONORS:

- PFWA All-Rookie Team.
- NFL Rookie of the Month (October).

**CAREER:** Played in 49 games with 38 starts; 203 tackles (103 solo), 26.0 sacks, 1 interception, 4 passes defended and 2 forced fumbles; 2 blocked kicks.

- Finished his career as the school's all-time recordholder in sacks (26.0) and tackles for loss (60.0).

**SENIOR (2017):** Started 12 games; 73 tackles (40 solo), 10.0 sacks, 2 passes defended and 3 forced fumbles; 1 blocked kick.

- Won the Bronko Nagurski Trophy (nation's top defender)
- Won the Ted Hendricks Award (nation's top defensive end).
- Consensus 1st-team All-American.
- ACC Defensive Player of the Year.
- 1st-team All-ACC.
- Team captain.

**JUNIOR (2016):** Started all 13 games; 58 tackles (33 solo), 10.0 sacks, 1 pass defended and 2 forced fumbles.

- 3rd-team All-ACC.
- Team captain.

**SOPHOMORE (2015):** Started all 13 games; 69 tackles (29 solo), 5.5 sacks, 1 interception, 1 pass defended, 3 forced fumbles; 1 blocked kick.

**TRUE FRESHMAN (2014):** Played in 11 games; 3 tackles (1 solo).

### HIGH SCHOOL (HILLGROVE HS – POWDER SPRINGS, GA.)

- Played defensive end.

### OFF THE FIELD

#### COMMUNITY:

2022:

- Co-hosted a holiday toy giveaway with teammate Jaelan Phillips at the Jim & Jan Moran Boys & Girls Club of Broward County, providing toys for 250 kids and meals from Troy's BBQ.
- Visited Baptist Health South Florida to surprise eight patients and their families with holiday gifts.
- Along with defensive teammates, hosted a Thanksgiving dinner at Hard Rock Stadium for 100 kids from Big Brothers Big Sisters of Broward and Miami.

#### PERSONAL:

- Father, Aaron, played linebacker at Georgia and was a 12th-round pick by New England in the 1989 NFL Draft.
- Brother, Brandon, signed with the L.A. Rams as an undrafted college free agent linebacker in 2016 but did not appear in a game.
- Cousin, Nick Chubb, plays running back for the Cleveland Browns.
- **MAJOR:** Sociology.

### BEFORE THE NFL

#### COLLEGE (NC STATE):

- 4-year letterman (2014-17) and 3-year starter.

## BRADLEY CHUBB'S NFL REGULAR SEASON STATS

YEAR	TEAM	GP	GS	TACKLES				SK	YDS	INTERCEPTIONS					FUMBLES	
				TOT	SOLO	ASST				INT	YDS	LG	TD	PD	FF	FR
2018	DENVER	16	16	60	41	19	12.0	83.0	0	0	0	0	1	2	1	
2019	DENVER	4	4	21	16	5	1.0	7.0	0	0	0	0	1	1	0	
2020	DENVER	14	14	42	26	16	7.5	50.0	0	0	0	0	0	1	0	
2021	DENVER	7	7	21	9	12	0.0	0.0	1	21	21	0	2	0	0	
2022	DENVER	8	8	26	15	11	5.5	43.5	0	0	0	0	1	2	0	
	MIAMI	8	7	13	5	8	2.5	21.0	0	0	0	0	0	1	0	
<b>NFL TOTALS</b>		<b>57</b>	<b>56</b>	<b>183</b>	<b>112</b>	<b>71</b>	<b>28.5</b>	<b>204.5</b>	<b>1</b>	<b>21</b>	<b>21</b>	<b>0</b>	<b>5</b>	<b>7</b>	<b>1</b>	

## BRADLEY CHUBB'S NFL PLAYOFF STATS

YEAR	TEAM	GP	GS	TACKLES				SK	YDS	INTERCEPTIONS					FUMBLES	
				TOT	SOLO	ASST				INT	YDS	LG	TD	PD	FF	FR
2022	MIAMI	1	0	1	1	0	1.0	7.0	0	0	0	0	0	1	0	
<b>PLAYOFF TOTALS</b>		<b>1</b>	<b>0</b>	<b>1</b>	<b>1</b>	<b>0</b>	<b>1.0</b>	<b>7.0</b>	<b>0</b>	<b>0</b>	<b>0</b>	<b>0</b>	<b>0</b>	<b>1</b>	<b>0</b>	

## SINGLE-GAME CAREER HIGHS

<b>Tackles:</b>	7	3 times, last: vs. Indianapolis, 10/6/22
<b>Sacks:</b>	3.0	vs. L.A. Rams, 10/14/18
<b>Passes Defensed:</b>	1	5 times, last: at Las Vegas, 10/2/22
<b>Forced Fumbles:</b>	1	8 times, last: at Buffalo, 1/15/23*
<b>Fumble Recoveries:</b>	1	at Cincinnati, 12/2/18

\* AFC Wild Card game



# 80

## TANNER CONNER

TIGHT END // 6-3 // 232 // IDAHO STATE '22  
ACQUIRED: FA, '22  
HOMETOWN: KENT, WASH. // BORN: 3/20/98  
NFL: SECOND SEASON // DOLPHINS: SECOND SEASON

## NFL CAREER

### TRANSACTIONS:

- Signed by Miami as an undrafted college free agent on May 13, 2022.

### CAREER HIGHLIGHTS:

- Played in 13 career games.

### 2022 (MIAMI):

- Played in 13 games.
- Inactive for 4 games.

**AT BALTIMORE (9/18):** Played but did not record any stats.

- Made his NFL debut.

### POSTSEASON:

**AFC WILD CARD AT BUFFALO (1/15):** Inactive.

## BEFORE THE NFL

### COLLEGE (IDAHO STATE):

- 5-year letterman (2017-21).

- Played wide receiver.
  - Also earned all-conference honors in track and field.
- CAREER:** Played in 47 games; 136 receptions for 2,384 yards (17.5 avg.) and 15 TDs; 4 carries for 39 yards (9.8 avg.).
- GRADUATE (FALL 2021):** Played in all 11 games; 42 receptions for 735 yards (17.5 avg.) and 4 TDs; 4 carries for 39 yards (9.8 avg.).
- 2nd-team All-Big Sky.
- SENIOR (SPRING 2021):** Played in all 6 games; 34 receptions for 685 yards (20.1 avg.) and 3 TDs.
- 1st-team All-Big Sky.
- JUNIOR (2019):** Played in 11 games; 47 receptions for 792 yards (16.9 avg.) and 8 TDs.
- Honorable mention All-Big Sky.
- SOPHOMORE (2018):** Played in 8 games; 5 receptions for 79 yards (15.8 avg.).
- REDSHIRT FRESHMAN (2017):** Played in 11 games; 8 receptions for 93 yards (11.6 avg.).
- Redshirted in 2016.

## HIGH SCHOOL (KENTRIDGE HS – KENT, WASH.)

- Also lettered in basketball and track.
- Won state title in 300-meter hurdles.
- Played wide receiver and defensive back.

## SENIOR (2015):

- 1st-team all-league at defensive back.
- 2nd-team all-league at wide receiver.

## OFF THE FIELD

### PERSONAL:

- **GRADUATE DEGREE:** Athletic administration.
- **MAJOR:** Criminology with a minor in psychology.

## TANNER CONNER'S NFL REGULAR SEASON STATS

YEAR	TEAM	GP	GS	RECEIVING					RUSHING					
				REC	YDS	AVG	LG	TD	ATT	YDS	AVG	LG	TD	
2022	MIAMI	13	0	0	0	0.0	0	0	0	0	0	0.0	0	0
<b>NFL TOTALS</b>		<b>13</b>	<b>0</b>	<b>0</b>	<b>0</b>	<b>0.0</b>	<b>0</b>	<b>0</b>	<b>0</b>	<b>0</b>	<b>0</b>	<b>0.0</b>	<b>0</b>	<b>0</b>

## 2022 GAME-BY-GAME STATS (MIAMI)

DATE	OPPONENT	P/S	REC	YDS	AVG	LG	TD
09/11	NEW ENGLAND		INACTIVE				
09/18	at Baltimore	1/0	0	0	0.0	-	0
09/25	BUFFALO	1/0	0	0	0.0	-	0
09/29	at Cincinnati	1/0	0	0	0.0	-	0
10/09	at N.Y. Jets	1/0	0	0	0.0	-	0
10/16	MINNESOTA	1/0	0	0	0.0	-	0
10/23	PITTSBURGH	1/0	0	0	0.0	-	0
10/30	at Detroit	1/0	0	0	0.0	-	0
11/06	at Chicago	1/0	0	0	0.0	-	0
11/13	CLEVELAND	1/0	0	0	0.0	-	0
11/27	HOUSTON	1/0	0	0	0.0	-	0
12/04	at San Francisco	1/0	0	0	0.0	-	0
12/11	at L.A. Chargers	1/0	0	0	0.0	-	0
12/17	at Buffalo	1/0	0	0	0.0	-	0
12/25	GREEN BAY		INACTIVE				
01/01	at New England		INACTIVE				
01/08	N.Y. JETS		INACTIVE				
<b>2022 TOTALS</b>		<b>13/0</b>	<b>0</b>	<b>0</b>	<b>0.0</b>	<b>-</b>	<b>0</b>

DATE	OPPONENT	P/S	REC	YDS	AVG	LG	TD
01/15	at Buffalo*		INACTIVE				

\* AFC Wild Card game



# 66

## LESTER COTTON

OFFENSIVE LINEMAN // 6-4 // 330 // ALABAMA '19

ACQUIRED: FA, '22

HOMETOWN: TUSCALOOSA, ALA. // BORN: 2/20/96

NFL: FOURTH SEASON // DOLPHINS: SECOND SEASON

## NFL CAREER

### TRANSACTIONS:

- Signed to Miami's practice squad on Dec. 20, 2022.
- Waived by Las Vegas on Dec. 15, 2022.
- Signed to Las Vegas' practice squad on Sept. 1, 2021.
- Waived by Las Vegas on Aug. 31, 2021.
- Signed by Las Vegas on Feb. 9, 2021.
- Waived by Las Vegas on Sept. 5, 2020.
- Signed to Oakland's active roster on Dec. 21, 2019.
- Signed to Oakland's practice squad on Oct. 10, 2019.
- Waived by Oakland on Oct. 7, 2019.
- Signed to Oakland's active roster on Oct. 5, 2019.
- Signed to Oakland's practice squad on Sept. 1, 2019.
- Waived by Oakland on Aug. 31, 2019.
- Signed by Oakland as an undrafted college free agent on May 3, 2019.

### CAREER HIGHLIGHTS:

- Played in 14 career games with 1 start at right guard.

- Started 1 postseason game with Miami.

## 2022 (LAS VEGAS/MIAMI):

- Signed to Miami's practice squad on Dec. 20.
- Played in 10 games with 1 start at right guard for Las Vegas.
- Dressed but did not play 1 game.
- Missed 2 games after being placed on injured reserve on Dec. 3.

**VS. ARIZONA (9/18):** Started at right guard.

- Made his 1st career start.

### POSTSEASON:

**AFC WILD CARD AT BUFFALO (1/15):** Started at left guard.

- Made his Dolphins debut.

## 2021 (LAS VEGAS):

- Played in 3 games.
- Spent the rest of the season on Las Vegas' practice squad.

**AT PITTSBURGH (9/19):** Played but did not record any stats.

## 2020 (LAS VEGAS):

- Spent training camp and the offseason program with Las Vegas.

## 2019 (OAKLAND):

- Played in 1 game.
- Dressed but did not play 2 games.
- Spent the rest of the season on Oakland's practice squad.

**AT L.A. CHARGERS (12/22):** Played but did not record any stats.

- Made his NFL debut.

## BEFORE THE NFL

### COLLEGE (ALABAMA):

- 4-year letterman (2015-18) and 2-year starter.

**CAREER:** Played in 43 games with 28 starts – 16 at right guard and 12 at left guard.

**SENIOR (2018):** Played in 12 games with 10 starts at left guard.

**JUNIOR (2017):** Started 13 games at right guard.

- Co-recipient of the USC John McKay Award which recognizes competitive spirit.

**SOPHOMORE (2016):** Played in 14 games with 5 starts – 3 at right guard and 2 at left guard.

**TRUE FRESHMAN (2015):** Played in 4 games.

### HIGH SCHOOL (CENTRAL HS – TUSCALOOSA, ALA.)

**SENIOR (2014):**

- 1st-team All-American.
- 1st-team all-state.

## LESTER COTTON'S NFL REGULAR SEASON STATS

**GAMES/STARTS:** (Oakland) 2019: 1/0, (Las Vegas): 2021: 3/0, 2022: 10/1

**NFL TOTALS: 14/1**

## LESTER COTTON'S NFL PLAYOFF STATS

**GAMES/STARTS:** (Miami) 2022: 1/1

**PLAYOFF TOTALS: 1/1**



# 85

## RIVER CRACRAFT

WIDE RECEIVER // 6-0 // 198 // WASHINGTON STATE '17  
ACQUIRED: FA '22  
HOMETOWN: RANCHO SANTA MARGARITA, CALIF. // BORN: 11/1/94  
NFL: FIFTH SEASON // DOLPHINS: SECOND SEASON

## NFL CAREER

### TRANSACTIONS:

- Signed to Miami's active roster on Sept. 29, 2022.
- Signed to Miami's practice squad on Sept. 1, 2022.
- Waived by Miami on Aug. 30, 2022.
- Signed by Miami on Feb. 17, 2022.
- Waived by San Francisco on Jan. 29, 2022.
- Promoted from San Francisco's practice squad on Dec. 11, 2021.
- Signed to San Francisco's practice squad on Sept. 1, 2021.

- Waived by San Francisco on Aug. 31, 2021.
- Signed by San Francisco on Aug. 28, 2021.
- Waived by San Francisco on Aug. 24, 2021.
- Signed to San Francisco's active roster on Nov. 9, 2020.
- Signed to San Francisco's practice squad on Sept. 6, 2020.
- Waived by San Francisco on Sept. 5, 2020.
- Signed by San Francisco on Aug. 27, 2020.
- Waived by Philadelphia on May 1, 2020.
- Signed to Philadelphia's practice squad on Dec. 24, 2019.
- Waived by Denver on Sept. 24, 2019.

- Signed by Denver on Sept. 11, 2019.
- Waived by Denver on Sept. 1, 2019.
- Signed to Denver's active roster on Nov. 2, 2018.
- Signed to Denver's practice squad on Sept. 19, 2018.
- Released from Denver's practice squad on Sept. 10, 2018.
- Signed to Denver's practice squad on Sept. 2, 2018.
- Waived by Denver on Sept. 1, 2018.
- Signed to Denver's practice squad on Dec. 19, 2017.
- Released from Denver's practice squad on Oct. 27, 2017.
- Signed to Denver's practice squad on Oct. 18, 2017.

## CAREER HIGHLIGHTS:

- Played in 35 games with 1 start.
- 16 receptions for 187 yards (11.7 avg.) and 2 TDs.
- 17 punt returns for 80 yards (4.7 avg.); 3 kickoff returns for 43 yards (14.3 avg.); 5 special teams tackles (3 solo).
- 5 special teams tackles (3 solo).
- 3 miscellaneous tackles.
- Appeared in 3 postseason games – 2 with San Francisco and 1 with Miami.

## 2022 (MIAMI):

- Played in 11 games.
- Inactive for 6 games.
- 9 receptions for 102 yards (11.3 avg.) and 2 TDs.
- 3 miscellaneous tackles.

**AT BALTIMORE (9/18):** 1 reception for 2 yards and 1 TD.

- Caught a 2-yard TD pass from QB Tua Tagovailoa in the 4th quarter.
- It was his 1st career score.

**VS. BUFFALO (9/25):** 1 reception for 11 yards and 1 TD.

- Caught an 11-yard TD pass from QB Tua Tagovailoa in the 2nd quarter.

**VS. HOUSTON (11/27):** 4 receptions for 55 yards (13.8 avg.).

## POSTSEASON:

**AFC WILD CARD AT BUFFALO (1/15):** 1 kickoff return for 23 yards.

## 2021 (SAN FRANCISCO):

- Played in 6 games.
- Spent 11 games on San Francisco's practice squad.
- 3 special teams tackles (2 solo).

**VS. ATLANTA (12/19):** 1 solo special teams tackle.

**VS. HOUSTON (1/2):** 2 special teams tackles (1 solo).

## POSTSEASON

**NFC WILD CARD AT DALLAS (1/16):** Played but did not record any stats.

**NFC DIVISIONAL AT GREEN BAY (1/22):** Played but did not record any stats.

## 2020 (SAN FRANCISCO):

- Played in 9 games with 1 start.

- Spent 7 games on San Francisco's practice squad.
- 6 receptions for 41 yards (6.8 avg.).
- 1 solo special teams tackle.

**VS. GREEN BAY (11/5):** 2 receptions for 13 yards (6.5 avg.).

**VS. SEATTLE (1/3):** 2 receptions for 17 yards (8.5 avg.).

## 2019 (DENVER/PHILADELPHIA):

- Played in 1 game with Denver.
- Inactive for 1 game with Denver.
- Spent 1 game on Philadelphia's practice squad.
- Spent the offseason and training camp with Denver.

**VS. CHICAGO (9/15):** Played but did not record any stats.

## 2018 (DENVER):

- Played in 8 games.
- Spent 7 games on Denver's practice squad.
- 1 reception for 44 yards (44.0 avg.).
- 1 special teams tackle.

**VS. HOUSTON (11/4):** Played but did not record any stats.

- Made his NFL debut.

**VS. CLEVELAND (12/15):** 1 special teams tackle.

**VS. L.A. CHARGERS (12/30):** 1 reception for 44 yards.

## 2017 (DENVER):

- Spent most of the 2017 season on Denver's practice squad.

## BEFORE THE NFL

## COLLEGE (WASHINGTON STATE):

- 4-year starter (2013-16).

**CAREER:** Played in 42 games with 37 starts; 218 receptions for 2,701 yards (12.4 avg.) and 20 TDs.

**SENIOR (2016):** Played in 10 games with 9 starts; 53 receptions for 701 yards (13.2 avg.) and 5 TDs.

- Honorable mention All-Pac 12.

**JUNIOR (2015):** Started 10 games; 53 receptions for 615 yards (11.6 avg.) and 4 TDs.

**SOPHOMORE (2014):** Played in 9 games with 8 starts; 66 receptions for 771 yards (11.7 avg.) and 8 TDs.

**TRUE FRESHMAN (2013):** Played in all 13 games with 10 starts; 46 receptions for 614 yards (13.3 avg.) and 3 TDs.

- Honorable mention All-Pac 12.

## HIGH SCHOOL (SANTA MARGARITA CATHOLIC HS – RANCHO SANTA MARGARITA, CALIF.)

- Also played baseball and ran track.

**SENIOR (2013):** 56 receptions for 935 yards (16.7 avg.) and 9 TDs.

- All-county.
- Trinity League Offensive Player of the Year.

**JUNIOR (2012):** 43 receptions for 639 yards (14.9 avg.) and 5 TDs.

- CIF D1 State Champion.
- All-CIF.

**SOPHOMORE (2011):** 35 receptions for 469 yards (13.4 avg.); 41 tackles and 3 interceptions.

- All-state.

• **MAJOR:** Sport management

- Originally born Tanner Cracraft, he has gone by “River” since he was six months old. The name “River” is inspired by actor River Phoenix.

## OFF THE FIELD

### PERSONAL:

- **PRONUNCIATION:** Last name is pronounced CRAY-craft.

### RIVER CRACRAFT'S NFL REGULAR SEASON STATS

YEAR	TEAM	GP	GS	RECEIVING					RUSHING					
				REC	YDS	AVG	LG	TD	ATT	YDS	AVG	LG	TD	
2017	DENVER			PRACTICE SQUAD										
2018	DENVER	8	0	1	44	44.0	44	0	0	0	0.0	0	0	
2019	DENVER	1	0	0	0	0.0	0	0	0	0	0.0	0	0	
2020	SAN FRANCISCO	9	1	6	41	6.8	12	0	0	0	0.0	0	0	
2021	SAN FRANCISCO	6	0	0	0	0.0	0	0	0	0	0.0	0	0	
2022	MIAMI	11	0	9	102	11.3	22	2	0	0	0.0	0	0	
<b>NFL TOTALS</b>		<b>35</b>	<b>1</b>	<b>16</b>	<b>187</b>	<b>11.7</b>	<b>44</b>	<b>2</b>	<b>0</b>	<b>0</b>	<b>0.0</b>	<b>0</b>	<b>0</b>	

### RIVER CRACRAFT'S NFL REGULAR SEASON RETURNING STATS

YEAR	TEAM	KICKOFF RETURN					PUNT RETURN					
		KR	YDS	AVG	LG	TD	PR	FC	YDS	AVG	LG	TD
2017	DENVER	0	0	0.0	-	0	0	0	0	0.0	-	0
2018	DENVER	3	43	14.3	23	0	12	11	40	3.3	20	0
2019	DENVER	0	0	0.0	-	0	0	0	0	0.0	-	0
2020	SAN FRANCISCO	0	0	0.0	-	0	5	2	40	8.0	21	0
2021	SAN FRANCISCO	0	0	0.0	-	0	0	0	0	0.0	-	0
2022	MIAMI	0	0	0.0	-	0	0	0	0	0.0	-	0
<b>NFL TOTALS</b>		<b>3</b>	<b>43</b>	<b>14.3</b>	<b>23</b>	<b>0</b>	<b>17</b>	<b>13</b>	<b>80</b>	<b>4.7</b>	<b>21</b>	<b>0</b>

### RIVER CRACRAFT'S NFL PLAYOFF STATS

YEAR	TEAM	GP	GS	RECEIVING					RUSHING				
				REC	YDS	AVG	LG	TD	ATT	YDS	AVG	LG	TD
2021	SAN FRANCISCO	2	0	0	0	0.0	0	0	0	0	0.0	0	0
2022	MIAMI	1	0	0	0	0.0	0	0	0	0	0.0	0	0
<b>PLAYOFF TOTALS</b>		<b>3</b>	<b>0</b>	<b>0</b>	<b>0</b>	<b>0.0</b>	<b>0</b>	<b>0</b>	<b>0</b>	<b>0</b>	<b>0.0</b>	<b>0</b>	<b>0</b>

### RIVER CRACRAFT'S NFL PLAYOFF RETURNING STATS

YEAR	TEAM	KICKOFF RETURN					PUNT RETURN					
		KR	YDS	AVG	LG	TD	PR	FC	YDS	AVG	LG	TD
2021	SAN FRANCISCO	0	0	0.0	-	0	0	0	0	0.0	-	0
2022	MIAMI	1	23	23.0	23	0	0	0	0	0.0	-	0
<b>PLAYOFF TOTALS</b>		<b>1</b>	<b>23</b>	<b>23.0</b>	<b>23</b>	<b>0</b>	<b>0</b>	<b>0</b>	<b>0</b>	<b>0.0</b>	<b>-</b>	<b>0</b>

### ADDITIONAL STATS

**Special Teams Tackles:** (Denver) 1 in 2018, (San Francisco) 1 in 2020, 3 in 2021 for total of 5.

**Miscellaneous Tackles:** (Miami) 3 in 2022.

### SINGLE-GAME CAREER HIGHS

**Receptions:** 4 vs. Houston, 11/27/22  
**Receiving Yards:** 55 vs. Houston, 11/27/22  
**Longest Reception:** 44 vs. L.A. Chargers, 12/30/18  
**Receiving TDs:** 1 Twice, last: vs. Buffalo, 9/25/22

### 2018 GAME-BY-GAME STATS (DENVER)

DATE	OPPONENT	P/S	REC	YDS	AVG	LG	TD
09/09	SEATTLE		PRACTICE SQUAD				
09/16	OAKLAND		NOT ON ROSTER				
09/23	at Baltimore		PRACTICE SQUAD				
10/01	KANSAS CITY		PRACTICE SQUAD				
10/07	at N.Y. Jets		PRACTICE SQUAD				
10/14	L.A. RAMS		PRACTICE SQUAD				
10/18	at Arizona		PRACTICE SQUAD				
10/28	at Kansas City		PRACTICE SQUAD				
11/04	HOUSTON	1/0	0	0	0.0	-	0
11/18	at L.A. Chargers	1/0	0	0	0.0	-	0
11/25	PITTSBURGH	1/0	0	0	0.0	-	0
12/02	at Cincinnati	1/0	0	0	0.0	-	0
12/09	at San Francisco	1/0	0	0	0.0	-	0
12/15	CLEVELAND	1/0	0	0	0.0	-	0
12/24	at Oakland	1/0	0	0	0.0	-	0
12/30	L.A. CHARGERS	1/0	1	44	44.0	44	0
<b>2018 TOTALS</b>		<b>8/0</b>	<b>1</b>	<b>44</b>	<b>44.0</b>	<b>44</b>	<b>0</b>

## 2019 GAME-BY-GAME STATS (DENVER)

DATE	OPPONENT	P/S	REC	YDS	AVG	LG	TD
09/09	at Oakland		NOT ON ROSTER				
09/15	CHICAGO	1/0	0	0	0.0	-	0
09/22	at Green Bay		INACTIVE				
09/29	JACKSONVILLE		NOT ON ROSTER				
10/06	at L.A. Chargers		NOT ON ROSTER				
10/13	TENNESSEE		NOT ON ROSTER				
10/17	KANSAS CITY		NOT ON ROSTER				
10/27	at Indianapolis		NOT ON ROSTER				
11/03	CLEVELAND		NOT ON ROSTER				
11/17	at Minnesota		NOT ON ROSTER				
11/24	at Buffalo		NOT ON ROSTER				
12/01	L.A. CHARGERS		NOT ON ROSTER				
12/08	at Houston		NOT ON ROSTER				
12/15	at Kansas City		NOT ON ROSTER				
12/22	DETROIT		NOT ON ROSTER				
12/29	OAKLAND		NOT ON ROSTER				
<b>2019 TOTALS</b>		<b>1/0</b>	<b>0</b>	<b>0</b>	<b>0.0</b>	<b>-</b>	<b>0</b>

## 2020 GAME-BY-GAME STATS (SAN FRANCISCO)

DATE	OPPONENT	P/S	REC	YDS	AVG	LG	TD
09/13	ARIZONA		PRACTICE SQUAD				
09/20	at N.Y. Jets		PRACTICE SQUAD				
09/27	at N.Y. Giants		PRACTICE SQUAD				
10/04	PHILADELPHIA		PRACTICE SQUAD				
10/11	MIAMI		PRACTICE SQUAD				
10/18	L.A. RAMS		PRACTICE SQUAD				
10/25	at New England		PRACTICE SQUAD				
11/01	at Seattle	1/0	0	0	0.0	-	0
11/05	GREEN BAY	1/1	2	13	6.5	8	0
11/15	at New Orleans	1/0	0	0	0.0	-	0
11/29	at L.A. Rams	1/0	0	0	0.0	-	0
12/07	BUFFALO	1/0	0	0	0.0	-	0
12/13	WASHINGTON	1/0	0	0	0.0	-	0
12/20	at Dallas	1/0	2	11	5.5	8	0
12/26	at Arizona	1/0	0	0	0.0	-	0
01/03	SEATTLE	1/0	2	17	8.5	12	0
<b>2020 TOTALS</b>		<b>9/1</b>	<b>6</b>	<b>41</b>	<b>6.8</b>	<b>12</b>	<b>0</b>

## 2021 GAME-BY-GAME STATS (SAN FRANCISCO)

DATE	OPPONENT	P/S	REC	YDS	AVG	LG	TD
09/12	at Detroit		PRACTICE SQUAD				
09/19	at Philadelphia		PRACTICE SQUAD				
09/26	GREEN BAY		PRACTICE SQUAD				
10/03	SEATTLE		PRACTICE SQUAD				
10/10	at Arizona		PRACTICE SQUAD				
10/24	INDIANAPOLIS		PRACTICE SQUAD				
10/31	at Chicago		PRACTICE SQUAD				
11/07	ARIZONA		PRACTICE SQUAD				
11/15	L.A. RAMS		PRACTICE SQUAD				
11/21	at Jacksonville		PRACTICE SQUAD				
11/28	MINNESOTA		PRACTICE SQUAD				
12/05	at Seattle	1/0	0	0	0.0	-	0
12/12	at Cincinnati	1/0	0	0	0.0	-	0
12/19	ATLANTA	1/0	0	0	0.0	-	0
12/23	at Tennessee	1/0	0	0	0.0	-	0
01/02	HOUSTON	1/0	0	0	0.0	-	0
01/09	at L.A. Rams	1/0	0	0	0.0	-	0
<b>2021 TOTALS</b>		<b>6/0</b>	<b>0</b>	<b>0</b>	<b>0.0</b>	<b>-</b>	<b>0</b>

DATE	OPPONENT	P/S	REC	YDS	AVG	LG	TD
01/16	at Dallas*	1/0	0	0	0.0	-	0
01/22	at Green Bay**	1/0	0	0	0.0	-	0
01/30	at L.A. Rams***		NOT ON ROSTER				
<b>PLAYOFF TOTALS</b>		<b>2/0</b>	<b>0</b>	<b>0</b>	<b>0.0</b>	<b>-</b>	<b>0</b>

\* NFC Wild Card game

\*\* NFC Divisional game

\*\*\* NFC Championship

## 2022 GAME-BY-GAME STATS (MIAMI)

DATE	OPPONENT	P/S	REC	YDS	AVG	LG	TD
09/11	NEW ENGLAND	1/0	0	0	0.0	-	0
09/18	at Baltimore	1/0	1	2	2.0	2t	1
09/25	BUFFALO	1/0	1	11	11.0	11t	1
09/29	at Cincinnati	1/0	0	0	0.0	-	0
10/09	at N.Y. Jets	1/0	0	0	0.0	-	0
10/16	MINNESOTA	1/0	0	0	0.0	-	0
10/23	PITTSBURGH	1/0	0	0	0.0	-	0
10/30	at Detroit		INACTIVE				
11/06	at Chicago		INACTIVE				
11/13	CLEVELAND		INACTIVE				
11/27	HOUSTON	1/0	4	55	13.8	22	0
12/04	at San Francisco	1/0	2	29	14.5	18	0
12/11	at L.A. Chargers		INACTIVE				
12/17	at Buffalo		INACTIVE				
12/25	GREEN BAY		INACTIVE				
01/01	at New England	1/0	0	0	0.0	-	0
01/08	N.Y. JETS	1/0	1	5	5.0	5	0
<b>2022 TOTALS</b>		<b>11/0</b>	<b>9</b>	<b>102</b>	<b>11.3</b>	<b>22</b>	<b>2</b>

DATE	OPPONENT	P/S	REC	YDS	AVG	LG	TD
01/15	at Buffalo*	1/0	0	0	0.0	-	0

\* AFC Wild Card game

## A PLAYERS' COACH

The Dolphins have three former players on their 2023 coaching staff, having recently brought back Renaldo Hill as passing game coordinator/secondary. Hill played safety for the Dolphins from 2006-08 and was assistant defensive backs coach for the team in 2018. In total, 14 people have both played and coached with the Dolphins. Wes Welker played wide receiver for Miami from 2004-06 and is currently the team's wide receivers coach. Sam Madison was a four-time Pro Bowl cornerback for the Dolphins from 1997-2005 and is currently Miami's cornerbacks/pass game specialist. The first to have achieved this was Bob Matheson, who was a linebacker from 1971-79 before going on to serve with the staff from 1983-86. The others are Larry Seiple (P/RB/TE, 1967-77; Coach, 1988-99), Tony Nathan (RB, 1979-87; Coach, 1989-95), Dwight Stephenson (C, 1980-87; Coach, 1992), Bernie Parmalee (RB, 1992-98; Coach, 2002-04), Jeff Dellenbach (T/C, 1985-94; Coach, 2004), Terry Robiskie (FB, 1980-81; Coach, 2007), James Saxon (RB, 1992-94; Coach, 2008-10), Bryan Cox (LB 1991-95; Coach 2011), Renaldo Hill (S, 2006-08; Coach 2018), Gerald Alexander (S 2011; Coach 2020-21) and Patrick Surtain (CB 1998-2002; Coach 2022). In addition, while not seeing action in a game, Jason Garrett served as the team's third-string quarterback for five games in 2004 before joining the coaching staff from 2005-06 as the team's quarterbacks coach.





# KEION CROSSEN

DEFENSIVE BACK // 5-10 // 190 // WESTERN CAROLINA '18  
 ACQUIRED: UFA, '22 (NYG)  
 HOMETOWN: GARYSBURG, N.C. // BORN: 4/17/96  
 NFL: SIXTH SEASON // DOLPHINS: SECOND SEASON



## NFL CAREER

### TRANSACTIONS:

- Signed by Miami as an unrestricted free agent from the N.Y. Giants on March 17, 2022.
- Traded from Houston to the N.Y. Giants on Aug. 16, 2021.
- Traded from New England to Houston on Aug. 31, 2019.
- 7th-round pick (243rd overall) by New England in the 2018 NFL Draft.

### CAREER HIGHLIGHTS:

- Played in 75 career games with 6 starts.
- 76 tackles (55 solo), 1.0 sack, 10 passes defended, 1 forced fumble and 1 fumble recovery.
- 42 special teams tackles (30 solo).
- Appeared in 6 postseason games – 3 with New England, 2 with Houston and 1 with Miami.
- Won Super Bowl LIII with New England.

### 2022 (MIAMI):

- Played in 16 games with 2 starts.
- Inactive for 1 game.
- 25 tackles (16 solo) and 4 passes defended.
- 7 special teams tackles (4 solo).

**AT CHICAGO (11/6):** 1 solo tackle and 1 pass defended; 1 special teams tackle.

**AT SAN FRANCISCO (12/4):** 3 tackles (2 solo) and 1 pass defended.

**AT BUFFALO (12/17):** 6 tackles (5 solo).

#### POSTSEASON:

**AFC WILD CARD AT BUFFALO (1/15):** 3 solo tackles.

### 2021 (N.Y. GIANTS):

- Played in 16 games.
- Missed one game on the Reserve/COVID-19 list.
- 2 tackles (1 solo), 1.0 sack, 1 forced fumble and 1 fumble recovery.
- 11 special teams tackles (7 solo).

**AT KANSAS CITY (11/1):** 1 solo tackle, 1.0 sack and 1 fumble recovery.

- Recovered a muffed punt in the 2nd quarter.

- Sacked QB Patrick Mahomes for a loss of 8 yards on 3rd-and-8 in the 4th quarter.

**VS. LAS VEGAS (11/7):** 1 forced fumble and 2 tackles on special teams (1 solo).

- Forced a fumble on special teams from WR Hunter Renfrow.

**VS. WASHINGTON (1/9):** 2 special teams tackles (1 solo).

### 2020 (HOUSTON):

- Played in all 16 games with 4 starts.
- 34 tackles (25 solo) and 5 passes defended.
- 12 special teams tackles (8 solo).

**AT CHICAGO (12/13):** 9 tackles (8 solo) and 1 pass defended.

**AT INDIANAPOLIS (12/20):** 6 tackles (2 solo).

**VS. CINCINNATI (12/27):** 8 solo tackles and 4 passes defended.

### 2019 (HOUSTON):

- Played in all 16 games.
- 8 tackles (6 solo) and 1 pass defended.
- 5 special teams tackles (4 solo).

**AT KANSAS CITY (10/13):** 2 tackles (1 solo).

**VS. OAKLAND (10/27):** 3 solo tackles and 1 pass defended.

**VS. TENNESSEE (12/29):** 1 solo tackle and 1 solo special teams tackle.

#### POSTSEASON:

**AFC WILDCARD VS. BUFFALO (1/4):** Played but did not record any stats.

**AFC DIVISIONAL AT KANSAS CITY (1/12):** 1 fumble recovery and 2 solo special teams tackles.

- Recovered a fumble on special teams from WR Tyreek Hill.

### 2018 (NEW ENGLAND):

- Played in 11 games.
- Inactive for 5 games.
- 7 solo tackles.
- 7 solo special teams tackles.

**AT DETROIT (9/23):** 1 solo tackle.

- Made his NFL debut.

**VS. BUFFALO (12/23):** 2 solo tackles and 3 solo special teams tackles.

**VS. N.Y. JETS (12/30):** 3 solo tackles and 1 solo special teams tackle.

**POSTSEASON:**

**AFC DIVISIONAL VS. L.A. CHARGERS (1/13):** 1 solo special teams tackle.

**AFC CHAMPIONSHIP AT KANSAS CITY (1/20):** 1 solo tackle and 1 solo special teams tackle.

**SUPER BOWL LIII VS. L.A. RAMS (2/3):** Played but did not record any stats.

**BEFORE THE NFL**

**COLLEGE (WESTERN CAROLINA):**

- 4-year letterman and 2-year starter (2014-17).
- Also lettered in track & field.

**CAREER:** Played in all 46 games with 21 starts; 165 tackles (106 solo), 1.0 sack, 3 interceptions, 22 passes defended, 1 forced fumble and 2 fumble recoveries.

**SENIOR (2017):** Played in all 12 games with 11 starts; 67 tackles (39 solo), 1.0 sack, 7 passes defended, 1 forced fumble and 1 fumble recovery.

**JUNIOR (2016):** Played in all 11 games with 10 starts; 61 tackles (43 solo), 1 interception, 8 passes defended and 1 fumble recovery.

**SOPHOMORE (2015):** Played in all 11 games; 20 tackles (13 solo), 2 interceptions and 3 passes defended.

**TRUE FRESHMAN (2014):** Played in all 12 games; 17 tackles (11 solo) and 4 passes defended.

**HIGH SCHOOL (NORTHAMPTON COUNTY HS - GARYSBURG, N.C.)**

- Also played quarterback.
- Also lettered in track & field.

**SENIOR (2013):** 1,725 yards rushing and 20 TDs; 7 interceptions.

- All-state as a defensive back.

**OFF THE FIELD**

**PERSONAL:**

- **PRONUNCIATION:** First name is pronounced KEY-on .
- **GRADUATE DEGREE:** Theology.
- **MAJOR:** Marketing with a minor in sport management.

**KEION CROSSEN'S NFL REGULAR SEASON STATS**

YEAR	TEAM	GP	GS	TACKLES					INTERCEPTIONS					FUMBLES		
				TOT	SOLO	ASST	SK	YDS	INT	YDS	LG	TD	PD	FF	FR	
2018	NEW ENGLAND	11	0	7	7	0	0.0	0.0	0	0	0	0	0	0	0	0
2019	HOUSTON	16	0	8	6	2	0.0	0.0	0	0	0	0	1	0	0	0
2020	HOUSTON	16	4	34	25	9	0.0	0.0	0	0	0	0	5	0	0	0
2021	N.Y. GIANTS	16	0	2	1	1	1.0	8.0	0	0	0	0	0	1	1	1
2022	MIAMI	16	2	25	16	9	0.0	0.0	0	0	0	0	4	0	0	0
<b>NFL TOTALS</b>		<b>75</b>	<b>6</b>	<b>76</b>	<b>55</b>	<b>21</b>	<b>1.0</b>	<b>8.0</b>	<b>0</b>	<b>0</b>	<b>0</b>	<b>0</b>	<b>10</b>	<b>1</b>	<b>1</b>	<b>1</b>

**KEION CROSSEN'S NFL PLAYOFF STATS**

YEAR	TEAM	GP	GS	TACKLES					INTERCEPTIONS					FUMBLES		
				TOT	SOLO	ASST	SK	YDS	INT	YDS	LG	TD	PD	FF	FR	
2018	NEW ENGLAND	3	0	1	1	0	0.0	0.0	0	0	0	0	0	0	0	0
2019	HOUSTON	2	0	0	0	0	0.0	0.0	0	0	0	0	0	0	1	0
2022	MIAMI	1	0	3	3	0	0.0	0.0	0	0	0	0	0	0	0	0
<b>PLAYOFF TOTALS</b>		<b>6</b>	<b>0</b>	<b>4</b>	<b>4</b>	<b>0</b>	<b>0.0</b>	<b>0.0</b>	<b>0</b>	<b>0</b>	<b>0</b>	<b>0</b>	<b>0</b>	<b>0</b>	<b>1</b>	<b>0</b>

**ADDITIONAL STATS**


**Special Teams Tackles:** (New England) 7 in 2018, (Houston) 5 in 2019, 12 in 2020, (N.Y. Giants) 11 in 2021, (Miami) 7 in 2022 for total of 42 (P-4).

**SINGLE-GAME CAREER HIGHS**

- Tackles:** 9 at Chicago, 12/13/20
- Sacks:** 1.0 at Kansas City, 11/1/21
- Passes Defended:** 4 vs. Cincinnati, 12/27/20
- Forced Fumbles:** 1 vs. Las Vegas, 11/7/21
- Fumble Recoveries:** 1 Twice, last: at Kansas City, 11/1/21

**DOLPHINS HOLD NFL RECORD FOR CONSECUTIVE HOME WINS**

The Dolphins own the NFL record for consecutive home games won. Over a four-year stretch from 1971-74, the team compiled 27-straight regular season wins at the Orange Bowl. The streak began in the second home game of 1971, a 41-3 decision over New England on October 17, and ended in the 1975 season-opener, a 31-21 loss to Oakland on September 22. The most recent team to threaten this mark was the Green Bay Packers, who won 25 consecutive regular season contests at Lambeau Field between 1995-98 before dropping a 37-24 decision to Minnesota on October 5, 1998. The Denver Broncos won 24-straight home games from 1996-98.



# 98

## RAEKWON DAVIS

DEFENSIVE TACKLE // 6-7 // 325 // ALABAMA '20  
ACQUIRED: D2B, '20  
HOMETOWN: MERIDIAN, MISS. // BORN: 6/10/97  
NFL: FOURTH SEASON // DOLPHINS: FOURTH SEASON

### NFL CAREER

#### TRANSACTIONS:

- 2nd-round pick (56th overall) by Miami in the 2020 NFL Draft.

#### CAREER HONORS:

- 2020 PFWA All-Rookie Team.

#### CAREER HIGHLIGHTS:

- Played in 46 career games with 41 starts.
- 101 tackles (44 solo) and 1.5 sacks.
- Started 1 postseason game.
- His 40 tackles in 2020 were 2nd among rookie defensive linemen:

#### MOST TACKLES AMONG 2020 ROOKIE DEFENSIVE LINEMEN

	PLAYER	TM	TOT	SOLO	ASST
1.	Chase Young	Was.	44	32	12
2.	<b>RAEKWON DAVIS</b>	<b>MIA.</b>	<b>40</b>	<b>19</b>	<b>21</b>
3.	John Penisini	Det.	35	19	16
4.	Derrick Brown	Car.	34	21	13
5.	Javon Kinlaw	SF	33	15	18

#### 2022 (MIAMI):

- Played in 16 games with 15 starts.
- Inactive for 1 game.
- 33 tackles (13 solo) and 1.0 sack.

**VS. NEW ENGLAND (9/11):** 5 assisted tackles.

**VS. MINNESOTA (10/16):** 2 tackles (1 solo) and 1.0 sack.

- Sacked QB Kirk Cousins on 3rd-and-10 in the 3rd quarter to record his 1st career sack.

**VS. GREEN BAY (12/25):** 3 tackles (2 solo).

- Foiled a fake punt attempt deep inside Packers territory in the 2nd quarter.

#### POSTSEASON:

**AFC WILD CARD AT BUFFALO (1/15):** 1 tackle.

#### 2021 (MIAMI):

- Started 14 games.
- 28 tackles (12 solo) and 0.5 sacks.
- Missed 3 games after being placed on injured reserve on Sept. 14.

**AT JACKSONVILLE IN LONDON (10/17):** 3 solo tackles.

**VS. CAROLINA (11/28):** 3 tackles (1 solo).

**AT NEW ORLEANS (12/27):** 3 assisted tackles and 0.5 sack.

- Split a sack of QB Ian Book with DE Emmanuel Ogbah for a loss of 0.5 yard in the 3rd quarter.

#### 2020 (MIAMI):

- Played in all 16 games with 12 starts.
- 40 tackles (19 solo).

**AT NEW ENGLAND (9/13):** 1 solo tackle.

- Started in his NFL debut.

**VS. L.A. CHARGERS (11/15):** 7 tackles (5 solo).

**VS. KANSAS CITY (12/13):** 5 tackles (3 solo).

#### HONORS:

- PFWA All-Rookie Team.

### BEFORE THE NFL

#### COLLEGE (ALABAMA):

- 4-year letterman (2016-19) and 3-year starter.

**CAREER:** Played in 48 games with 32 starts; 175 tackles (67 solo), 11.5 sacks, 1 interception, 1 pass defended, 1 forced fumble and 1 fumble recovery.

**SENIOR (2019):** Started 12 games; 47 tackles (18 solo) and 0.5 sacks.

- 2nd-team All-America.
- 2nd-team All-SEC.

**JUNIOR (2018):** Played in all 15 games with 14 starts; 55 tackles (24 solo) and 1.5 sacks.

- 2nd-team All-SEC.

**SOPHOMORE (2017):** Played in 14 games with 6 starts; 69 tackles (24 solo), 8.5 sacks, 1 interception, 1 pass defended and 1 fumble recovery.

- 1st-team All-SEC.
- Helped his team win the College Football Playoff National Championship.

**TRUE FRESHMAN (2016):** Played in 7 games; 4 tackles (1 solo), 1 sack and 1 forced fumble.

#### HIGH SCHOOL (MERIDIAN HS – MERIDIAN, MISS.)

**SENIOR (2015):** 55 tackles and 8.5 sacks.

- All-America.

### OFF THE FIELD

#### COMMUNITY:

##### 2022:

- Held the 3rd annual Rae's Elves holiday event in Meridian to provide gifts and essentials for Hope Village for Children, an organization dedicated to the aid of neglected and abused children.

## 2021:

- Partnered with Voices for Children Foundation – an organization dedicated to transforming the lives of children in foster care and supporting abused, abandoned or neglected children – volunteering at their holiday Adopt-a-Family shopping event and hosting a group for the Dec. 19 home game vs. the N.Y. Jets at Hard Rock Stadium.
- Volunteered at the Miami Dolphins holiday event to spend time with and provide dinner and children's gifts for South Florida families.
- Held his 2nd annual Rae's Elves event at the Boys & Girls Club of East Mississippi to provide holiday toys and gifts for local children.

- Rode in the 15-mile Dolphins Challenge Cancer XI ride.

## 2020:

- Held his 1st Rae's Elves drive-thru event at the Boys & Girls Club of East Mississippi providing toys for 900 kids as well as household and sanitation items to assist families in his hometown of Meridian during the pandemic.

## PERSONAL:

- PRONUNCIATION:** First name is pronounced RAY-kwon
- MAJOR:** Exercise science.

### RAEKWON DAVIS' NFL REGULAR SEASON STATS


YEAR	TEAM	GP	GS	TACKLES					INTERCEPTIONS					FUMBLES		
				TOT	SOLO	ASST	SK	YDS	INT	YDS	LG	TD	PD	FF	FR	
2020	MIAMI	16	12	40	19	21	0.0	0.0	0	0	0	0	0	0	0	0
2021	MIAMI	14	14	28	12	16	0.5	0.5	0	0	0	0	0	0	0	0
2022	MIAMI	16	15	33	13	20	1.0	7.0	0	0	0	0	0	0	0	0
<b>NFL TOTALS</b>		<b>46</b>	<b>41</b>	<b>101</b>	<b>44</b>	<b>57</b>	<b>1.5</b>	<b>7.5</b>	<b>0</b>	<b>0</b>	<b>0</b>	<b>0</b>	<b>0</b>	<b>0</b>	<b>0</b>	<b>0</b>

### RAEKWON DAVIS' NFL PLAYOFF STATS

YEAR	TEAM	GP	GS	TACKLES					INTERCEPTIONS					FUMBLES		
				TOT	SOLO	ASST	SK	YDS	INT	YDS	LG	TD	PD	FF	FR	
2022	MIAMI	1	1	1	0	1	0.0	0.0	0	0	0	0	0	0	0	0
<b>PLAYOFF TOTALS</b>		<b>1</b>	<b>1</b>	<b>1</b>	<b>0</b>	<b>1</b>	<b>0.0</b>	<b>0.0</b>	<b>0</b>	<b>0</b>	<b>0</b>	<b>0</b>	<b>0</b>	<b>0</b>	<b>0</b>	<b>0</b>

## SINGLE-GAME CAREER HIGHS

**Tackles:** 7 vs. L.A. Chargers, 11/15/20  
**Sacks:** 1.0 vs. Minnesota, 10/16/22



# 35

## MYLES DORN

SAFETY // 6-2 // 205 // NORTH CAROLINA '20  
 ACQUIRED: FA, '23  
 HOMETOWN: CHARLOTTE, N.C. // BORN: 6/25/98  
 NFL: THIRD SEASON // DOLPHINS: FIRST SEASON

## NFL CAREER

### TRANSACTIONS:

- Signed by Miami on Aug. 3, 2023.
- Waived by Carolina on July 5, 2023.
- Signed by Carolina on Jan. 18, 2023.
- Signed to Minnesota's practice squad on Oct. 18, 2022.
- Waived by Minnesota on Oct. 17, 2022.
- Signed to Minnesota's practice squad on Aug. 31, 2022.
- Waived by Minnesota on Aug. 30, 2022.
- Signed to Minnesota's practice squad on Sept. 1, 2021.
- Waived by Minnesota on Aug. 31, 2021.

- Signed by Minnesota as an undrafted college free agent on April 27, 2020.

### CAREER HIGHLIGHTS:

- Played in 14 games.
- 5 special teams tackles (2 solo).

### 2022 (MINNESOTA):

- Played in 5 games.
- Spent the rest of the season on Minnesota's practice squad.
- 2 special teams tackles (1 solo).

**VS. GREEN BAY (9/11):** 1 assisted special teams tackle.

**AT DETROIT (12/11):** 1 solo special teams tackle.

**2021 (MINNESOTA):**

- Played in 9 games.
- Spent the rest of the season on Minnesota's practice squad.
- 3 special teams tackles (1 solo).

**AT ARIZONA (9/19):** Played but did not record any stats.

- Made his NFL debut.

**VS. CHICAGO (1/9):** 2 special teams tackles (1 solo).

**2020 (MINNESOTA):**

- Missed the entire season after being placed on injured reserve on Sept. 6.

**BEFORE THE NFL**

**COLLEGE (NORTH CAROLINA):**

- 4-year letterman (2016-19) and 3-year starter.

**CAREER:** Played in 46 games with 33 starts; 241 tackles (132 solo), 6 interceptions and 21 passes defended.

**SENIOR (2019):** Started all 13 games; 83 tackles (49 solo), 2 interceptions and 8 passes defended.

- Honorable mention All-ACC.

**JUNIOR (2018):** Started 8 games; 55 tackles (34 solo), 2 interceptions and 5 passes defended.

**SOPHOMORE (2017):** Started all 12 games; 71 tackles (34 solo), 2 interceptions and 7 passes defended.

**TRUE FRESHMAN (2016):** Played in all 13 games; 32 tackles (15 solo) and 1 pass defended.

**HIGH SCHOOL (VANCE HS – CHARLOTTE, N.C.)**

- Played defensive back and wide receiver.

**SENIOR (2015):** 6 interceptions; 95 receptions for 1,393 yards (14.7 avg.).

**OFF THE FIELD**

**PERSONAL:**


- **MAJOR:** Communication studies

**MYLES DORN'S NFL REGULAR SEASON STATS**

YEAR	TEAM	GP	GS	TACKLES			SK	YDS	INTERCEPTIONS					FUMBLES		
				TOT	SOLO	ASST			INT	YDS	LG	TD	PD	FF	FR	
2021	MINNESOTA	9	0	0	0	0	0.0	0.0	0	0	0	0	0	0	0	0
2022	MINNESOTA	5	0	0	0	0	0.0	0.0	0	0	0	0	0	0	0	0
<b>NFL TOTALS</b>		<b>14</b>	<b>0</b>	<b>0</b>	<b>0</b>	<b>0</b>	<b>0.0</b>	<b>0.0</b>	<b>0</b>	<b>0</b>	<b>0</b>	<b>0</b>	<b>0</b>	<b>0</b>	<b>0</b>	<b>0</b>

**ADDITIONAL STATS**

**Special Teams Tackles:** 3 in 2021, 2 in 2022 for total of 5.



74

LIAM  
**EICHENBERG**

OFFENSIVE LINEMAN // 6-6 // 306 // NOTRE DAME '21  
 ACQUIRED: D2B, '21  
 HOMETOWN: CLEVELAND, OHIO // BORN: 1/19/98  
 NFL: THIRD SEASON // DOLPHINS: THIRD SEASON

**NFL CAREER**

**TRANSACTIONS:**

- 2nd-round pick (42nd overall) by Miami in the 2021 NFL Draft.

**CAREER HIGHLIGHTS:**

- Played in 27 career games with 26 starts – 14 at left tackle, 10 at left guard and 2 at right tackle.

**2022 (MIAMI):**

- Started 10 games at left guard.
- Missed 7 games after being placed on injured reserve on Nov. 1 and being activated on Dec. 27.

**AT BALTIMORE (9/18):** Started at left guard.

- Helped the Dolphins overcome a 21-point fourth-quarter deficit and post 547 total yards in the win.

**AT DETROIT (10/30):** Started at left guard.

- Helped the Dolphins total 476 yards of offense in the come-from-behind victory.

**POSTSEASON:**

**AFC WILD CARD AT BUFFALO (1/15):** Inactive.

**2021 (MIAMI):**

- Played in all 17 games with 16 starts – 14 at left tackle and 2 at right tackle.
- 4 miscellaneous fumble recoveries.

**AT NEW ENGLAND (9/12):** Started at left tackle.

- Made his NFL debut.

**AT JACKSONVILLE IN LONDON (10/17):** Started at left tackle.

- Protected QB Tua Tagovailoa as the team did not allow a sack.

**AT N.Y. JETS (11/21):** Started at left tackle.

- Protected QB Tua Tagovailoa as the team did not allow a sack.

## BEFORE THE NFL

### COLLEGE (NOTRE DAME):

- 4-year letterman (2017-20) and 3-year starter.

**CAREER:** Played in 43 games with 38 starts.

- Started 38 consecutive games at left tackle to finish his career.

**SENIOR (2020):** Started all 12 games at left tackle.

- 1st-team All-American.
- 1st-team All-ACC.
- Won the Jacobs Blocking Trophy (ACC's most outstanding blocker).
- Did not allow a sack all season.

**JUNIOR (2019):** Started all 13 games at left tackle.

- Did not allow a sack all season.

**SOPHOMORE (2018):** Started all 13 games at left tackle.

**REDSHIRT FRESHMAN (2017):** Played in 5 games.

- Redshirted in 2016.

## HIGH SCHOOL (SAINT IGNATIUS HS – CLEVELAND, OHIO)

**SENIOR (2015):**

- 1st-team All-American.
- 1st-team all-state.
- 1st-team all-division.
- 1st-team all-district.

## OFF THE FIELD

### COMMUNITY:

**2021:**

- Along with fellow Dolphins rookies, teamed up with Neighbors4Neighbors to provide South Florida families with holiday gifts.
- Volunteered at the Miami Dolphins Food Relief Program Thanksgiving meal distribution with Feeding South Florida to provide 1,000 meal boxes to South Florida families.

### PERSONAL:

- **PRONUNCIATION:** Last name is pronounced IKE-en-burg.
- **MAJOR:** American studies.

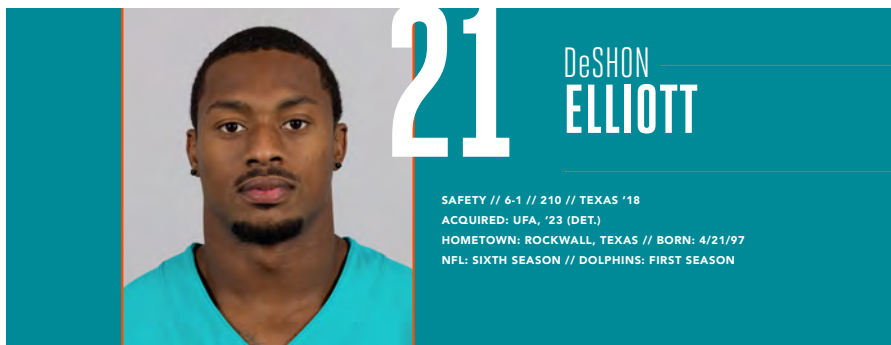
## LIAM EICHENBERG'S NFL REGULAR SEASON STATS

**GAMES/STARTS:** 2021: 17/16, 2022: 10/10

**NFL TOTALS: 27/26**

### ADDITIONAL STATS

Miscellaneous Fumble Recoveries: 4 in 2021.



**DeSHON ELLIOTT**

**SAFETY // 6-1 // 210 // TEXAS '18**  
**ACQUIRED: UFA, '23 (DET.)**  
**HOMETOWN: ROCKWALL, TEXAS // BORN: 4/21/97**  
**NFL: SIXTH SEASON // DOLPHINS: FIRST SEASON**

## NFL CAREER

### TRANSACTIONS:

- Signed by Miami as an unrestricted free agent from Detroit on March 17, 2023.
- Signed by Detroit as an unrestricted free agent from Baltimore on April 14, 2022.
- 6th-round pick (190th overall) by Baltimore in the 2018 NFL Draft.

### CAREER HIGHLIGHTS:

- Played in 42 career games with 35 starts.

- 201 tackles (145 solo), 3.5 sacks, 2 interceptions, 10 passes defended, 3 forced fumbles and 1 fumble recovery.
- Started 2 postseason games with Baltimore.

### 2022 (DETROIT):

- Played in 14 games with 13 starts.
- Inactive for 3 games.
- 95 tackles (72 solo), 1 interceptions, 3 passes defended, 1 forced fumble and 1 fumble recovery.
- 1 solo special teams tackle.

**AT MINNESOTA (9/25):** 5 tackles (3 solo) and 1 fumble recovery.

- Recovered a fumble by RB Dalvin Cook near the end of the 3rd quarter.

**AT NEW ENGLAND (10/9):** 12 tackles (10 solo), 1 interception and 1 pass defended.

- Intercepted a pass from QB Bailey Zappe in the 2nd quarter.

**VS. JACKSONVILLE (12/4):** 6 tackles (3 solo) and 1 forced fumble.

- Forced a fumble of RB Travis Etienne on the 2nd play from scrimmage, which was recovered by LB Alex Anzalone and led to a Lions TD.

## 2021 (BALTIMORE):

- Started 6 games.
- Inactive for 2 games.
- Missed the rest of the season after being placed on injured reserve on Nov. 8.
- 23 tackles (19 solo), 1.0 sack, 1 interception and 2 passes defended.

**AT LAS VEGAS (9/13):** 7 tackles (4 solo).

**VS. L.A. CHARGERS (10/17):** 3 solo tackles, 1.0 sack, 1 interception and 2 passes defended.

- Sacked QB Justin Herbert on a 3rd-and-5 snap in the 1st quarter.
- Intercepted Herbert on a 1st-and-10 play in the 2nd quarter.
- It was the 1st interception of his career.

## 2020 (BALTIMORE):

- Started all 16 games.
- 80 tackles (51 solo), 2.5 sacks, 2 forced fumbles and 4 passes defended.

**AT HOUSTON (9/20):** 4 solo tackles and 1.0 sack.

- Sacked QB Deshaun Watson for a loss of 4 yards on a 3rd-and-11 play in the 4th quarter to force a field goal attempt.

**VS. CINCINNATI (10/11):** 5 tackles (2 solo) and 1.0 sack.

- Sacked QB Joe Burrow for a loss of 9 yards on a 3rd-and-6 snap in the 3rd quarter.

**AT PHILADELPHIA (10/18):** 3 tackles (1 solo), 1 pass defended and 2 forced fumbles.

- Stripped QB Carson Wentz of the ball in the 1st quarter, which was recovered by Baltimore.
- Forced a fumble by RB Miles Sanders in the 3rd quarter.

## POSTSEASON:

**AFC WILD CARD AT TENNESSEE (1/10):** 4 tackles (3 solo) and 1 pass defended.

**AFC DIVISIONAL AT BUFFALO (1/16):** 4 tackles (3 solo); 1 special teams tackle.

## 2019 (BALTIMORE):

- Played in 6 games.

- Missed the rest of the season after being placed on injured reserve on Oct. 15.

• 3 solo tackles and 1 pass defended.

• 3 solo special teams tackles.

**AT MIAMI (9/8):** 1 solo special teams tackle.

- Made his NFL debut.

**VS. CLEVELAND (9/29):** 2 solo tackles.

## 2018 (BALTIMORE):

- Missed the entire season after being placed on injured reserve on Aug. 31.

## BEFORE THE NFL

### COLLEGE (TEXAS):

- 3-year letterman (2015-17) and 1-year starter.

**CAREER:** Played in 31 games with 13 starts; 106 tackles (85 solo), 2.5 sacks, 9 interceptions, 23 passes defended, 4 forced fumbles and 3 fumble recoveries.

**JUNIOR (2017):** Started all 12 games; 63 tackles (50 solo), 1.5 sacks, 6 interceptions, 15 passes defended, 3 forced fumbles and 1 fumble recovery.

- 1st-team All-American.
- 1st-team All-Big 12.
- His 6 interceptions were tied for the 7th-most in single-season school history.

**SOPHOMORE (2016):** Played in 12 games with 1 start; 30 tackles (24 solo), 1.0 sack, 1 interception, 5 passes defended and 2 fumble recoveries.

**TRUE FRESHMAN (2015):** Played in 7 games; 13 tackles (11 solo), 2 interceptions, 3 passes defended and 1 forced fumble.

### HIGH SCHOOL (HEATH HS – ROCKWALL, TEXAS)

- Played on both sides of the ball.

**SENIOR (2014):** 81 tackles, 3 interceptions, 5 passes defended and 1 forced fumble; 15 receptions for 226 yards (15.1 avg.) and 3 TDs.

- 3rd-team all-state.
- 1st-team all-area.
- 1st-team all-district.

**JUNIOR (2013):** 66 tackles, 4.0 sacks, 3 interceptions and 3 forced fumbles.

- 2nd-team all-district.

**SOPHOMORE (2012):** 23 tackles and 1 interception.

## OFF THE FIELD

### PERSONAL:

- PRONUNCIATION:** First name is pronounced duh-SHON.

## DeSHON ELLIOTT'S NFL REGULAR SEASON DEFENSIVE STATS

YEAR	TEAM	GP	GS	TACKLES				INTERCEPTIONS					FUMBLES			
				TOT	SOLO	ASST	SK	YDS	INT	YDS	LG	TD	PD	FF	FR	
2018	BALTIMORE															
2019	BALTIMORE	6	0	3	3	0	0	0	0	0	0	1	0	0		
2020	BALTIMORE	16	16	80	51	29	2.5	14.0	0	0	0	0	4	2	0	0
2021	BALTIMORE	6	6	23	19	4	1.0	6.0	1	0	0	0	2	0	0	0
2022	DETROIT	14	13	95	72	23	0.0	0.0	1	0	0	0	3	1	1	1
<b>NFL TOTALS</b>		<b>42</b>	<b>35</b>	<b>201</b>	<b>145</b>	<b>56</b>	<b>3.5</b>	<b>20.0</b>	<b>2</b>	<b>0</b>	<b>0</b>	<b>0</b>	<b>10</b>	<b>3</b>	<b>1</b>	<b>1</b>



## DeSHON ELLIOTT'S NFL PLAYOFF DEFENSIVE STATS


YEAR	TEAM	GP	GS	TACKLES					INTERCEPTIONS					FUMBLES	
				TOT	SOLO	ASST	SK	YDS	INT	YDS	LG	TD	PD	FF	FR
2020	BALTIMORE	2	2	8	6	2	0.0	0.0	0	0	0	0	1	0	0
<b>NFL TOTALS</b>		<b>2</b>	<b>2</b>	<b>8</b>	<b>6</b>	<b>2</b>	<b>0.0</b>	<b>0.0</b>	<b>0</b>	<b>0</b>	<b>0</b>	<b>0</b>	<b>1</b>	<b>0</b>	<b>0</b>

### ADDITIONAL STATS

**Special Teams Tackles:** (Baltimore) 3 in 2019, (Detroit) 1 in 2022 for total of 4 (P-2).

### SINGLE-GAME CAREER HIGHS

<b>Tackles:</b>	12	at New England, 10/9/22
<b>Sacks:</b>	1.0	3 times, last: vs. L.A. Chargers, 10/17/21
<b>Interceptions:</b>	1	Twice, last: at New England, 10/9/22
<b>Passes Defended:</b>	2	vs. L.A. Chargers, 10/17/21
<b>Forced Fumbles:</b>	2	at Philadelphia, 10/18/20
<b>Fumble Recoveries:</b>	1	at Minnesota, 9/25/22



34

TINO  
ELLIS

CORNERBACK // 6-1 // 195 // MARYLAND '20  
 ACQUIRED: FA, '22  
 HOMETOWN: REISTERSTOWN, MD. // BORN: 10/15/97  
 NFL: FIRST SEASON // DOLPHINS: FIRST SEASON

### NFL CAREER

#### TRANSACTIONS:

- Signed to Miami's practice squad on Oct. 10, 2022.
- Waived by Miami on Aug. 16, 2022.
- Signed by Miami on July 27, 2022.
- 8th-round selection (60th overall) by the Michigan Panthers in the 2022 USFL Draft.
- Released from Miami's practice squad on Sept. 6, 2021.
- Signed to Miami's practice squad on Sept. 2, 2021.
- Waived by Miami on Aug. 31, 2021.
- Signed to Miami's practice squad on Oct. 15, 2020.
- Waived by New Orleans on Aug. 19, 2020.
- Signed by New Orleans as an undrafted college free agent on April 29, 2020.

#### 2022 (USFL-MICHIGAN PANTHERS/MIAMI):

- Spent 12 games on Miami's practice squad.
- Spent part of training camp with Miami.
- Played for the Michigan Panthers of the USFL in the spring.
- Appeared in 9 games for the Michigan Panthers.
- 35 tackles (26 solo) and 1 interception for the Michigan Panthers.

#### 2021 (MIAMI):

- Spent 1 game on Miami's practice squad.
- Spent the offseason program and training camp with Miami.

#### 2020 (NEW ORLEANS/MIAMI):

- Spent 11 games on Miami's practice squad.
- Spent the offseason and training camp with New Orleans.

### BEFORE THE NFL

#### COLLEGE (MARYLAND):

- 4-year letterman (2016-19) and 3-year starter.
- CAREER:** Played in 42 games with 25 starts; 72 tackles (53 solo), 1 interception and 22 passes defended.
- SENIOR (2019):** Started 6 games; 13 tackles (10 solo) and 2 passes defended.
- JUNIOR (2018):** Started all 12 games; 23 tackles (19 solo), 1 interception and 12 passes defended.
- Honorable mention All-Big Ten.
- SOPHOMORE (2017):** Played in all 12 games with 6 starts; 27 tackles (19 solo) and 5 passes defended.
- TRUE FRESHMAN (2016):** Played in 12 games with 1 start; 9 tackles (5 solo) and 3 passes defended.

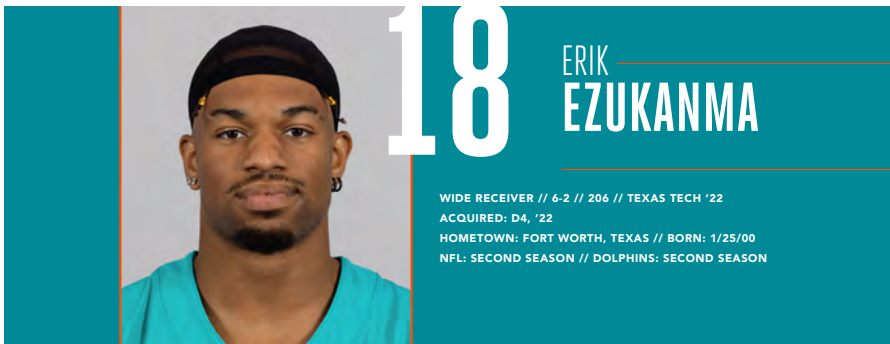
#### HIGH SCHOOL (DEMATHA CATHOLIC HS - HYATTSTVILLE, MD.)

- Won 3 conference championships.
- SENIOR (2015):**
- All-American.
  - 1st-team all-conference.

### OFF THE FIELD

#### PERSONAL:

- **MAJOR:** Criminal justice.



# ERIK EZUKANMA

WIDE RECEIVER // 6-2 // 206 // TEXAS TECH '22  
 ACQUIRED: D4, '22  
 HOMETOWN: FORT WORTH, TEXAS // BORN: 1/25/00  
 NFL: SECOND SEASON // DOLPHINS: SECOND SEASON

## NFL CAREER

### TRANSACTIONS:

- 4th-round pick (125th overall) by Miami in the 2022 NFL Draft.

### CAREER HIGHLIGHTS:

- Played in 1 career game.
- 1 reception for 3 yards.

### 2022 (MIAMI):

- Played in 1 game.
- Inactive for 16 games.
- 1 reception for 3 yards.

### VS. N.Y. JETS (1/8):

- 1 reception for 3 yards.
- Made his NFL debut.

### POSTSEASON:

**AFC WILD CARD AT BUFFALO (1/15):** Dressed but did not play.

**JUNIOR (2021):** Started 11 games; 48 receptions for 705 yards (14.7 avg.) and 4 TDs; 10 carries for 138 yards (13.8 avg.) and 2 TDs.

- 2nd-team All-Big-12.

**SOPHOMORE (2020):** Started all 10 games; 46 receptions for 748 yards (16.3 avg.) and 6 TDs.

- 1st-team All-Big-12.

**REDSHIRT FRESHMAN (2019):** Played in 12 games with 6 starts; 42 receptions for 664 yards (15.8 avg.) and 4 TDs.

**TRUE FRESHMAN (2018):** Played in 2 games; 2 receptions for 48 yards (24.0 avg.) and 1 TD.

- Was awarded redshirt season.

### HIGH SCHOOL (TIMBER CREEK HS – FORT WORTH, TEXAS)

- 2,471 receiving yards and 32 TDs; 383 rushing yards and 4 TDs.

**SENIOR (2017):** 750 receiving yards and 10 TDs.

- All-American.

**JUNIOR (2016):** 1,447 receiving yards and 20 TDs; 383 rushing yards and 4 TDs.

- 1st-team All-American.

## BEFORE THE NFL

### COLLEGE (TEXAS TECH):

- 3-year starter (2019-21).

**CAREER:** Played in 35 games with 27 starts; 138 receptions for 2,165 yards (15.7 avg.) and 15 TDs; 10 carries for 138 yards (13.8 avg) and 2 TDs.

- Became 1st Texas Tech player to lead team in receiving in 3 consecutive seasons since Wayne Walker from 1985-87.

## OFF THE FIELD

### PERSONAL:

- **PRONUNCIATION:** Last name is pronounced ez-oo-kah-muh.
- **MAJOR:** Human sciences with a minor in sports management.

## ERIK EZUKANMA'S NFL REGULAR SEASON STATS

YEAR	TEAM	GP	GS	RECEIVING					RUSHING				
				REC	YDS	AVG	LG	TD	ATT	YDS	AVG	LG	TD
2022	MIAMI	1	0	1	3	3.0	3	0	0	0	0.0	0	0
<b>NFL TOTALS</b>		<b>1</b>	<b>0</b>	<b>1</b>	<b>3</b>	<b>3.0</b>	<b>3</b>	<b>0</b>	<b>0</b>	<b>0</b>	<b>0.0</b>	<b>0</b>	<b>0</b>

## DOLPHINS REGULAR SEASON WIN STREAKS AMONG NFL BEST

Since the 1970 NFL-AFL merger, the Dolphins and New England Patriots are the only teams to have two regular season winning streaks of 16 or more games. Miami won 16 consecutive games from 1971-73 (1 in 1971, 14 in 1972, 1 in 1973) and another 16-game streak from 1983-84 (5 in 1983, 11 in 1984). New England had a 21-game streak from 2006-08 (3 in 2006, 16 in 2007, 2 in 2008) and an 18-game streak from 2003-04 (12 in 2003, 6 in 2004). Teams that had one streak of 16 or more consecutive wins since 1970 include Indianapolis' NFL-record 23 consecutive regular season wins from 2008-09 (9 in 2008, 14 in 2009), Carolina's 18-game streak from 2014-15 (4 in 2014 and 14 in 2015) and Pittsburgh's 16-game streak from 2004-05 (14 in 2004, 2 in 2005).



# 67 DAN FEENEY

OFFENSIVE LINEMAN // 6-4 // 305 // INDIANA '17  
ACQUIRED: UFA, '23 (NYJ)  
HOMETOWN: ORLAND PARK, ILL. // BORN: 5/29/94  
NFL: SEVENTH SEASON // DOLPHINS: FIRST SEASON

## NFL CAREER

### TRANSACTIONS:

- Signed by Miami as an unrestricted free agent from the N.Y. Jets on March 17, 2023.
- Signed by the N.Y. Jets as an unrestricted free agent from the L.A. Chargers on March 20, 2021.
- 3rd-round pick (71st overall) by the L.A. Chargers in the 2017 NFL Draft.

### CAREER HONORS:

- 2017 PFWA All-Rookie team at guard.

### CAREER HIGHLIGHTS:

- Played in 96 career games with 64 starts – 40 at left guard, 20 at center, 2 at right guard and 2 as an extra offensive lineman.
- Started 2 postseason games at left guard with the L.A. Chargers.

### 2022 (N.Y. JETS):

- Played in all 17 games with 2 starts at right guard.
- AT NEW ENGLAND (11/20):** Started at right guard.  
**AT MIAMI (1/8):** Started at right guard.

### 2021 (N.Y. JETS):

- Played in 26 games with 5 starts – 2 at center, 2 as an extra offensive lineman and 1 at left guard.
  - Dressed but did not play 1 game.
- VS. JACKSONVILLE (12/26):** Started at left guard.  
• Helped the Jets rush for 273 yards in the win.

### 2020 (L.A. CHARGERS):

- Started all 16 games at center.
- VS. JACKSONVILLE (10/25):** Started at center.  
• Helped the Chargers total season highs in points (39) and passing yards (349).
- AT DENVER (11/1):** Started at center.  
• Blocked for an offense that had season highs in total yards (485) and rushing yards (210).

### 2019 (L.A. CHARGERS):

- Started all 16 games – 14 at left guard and 2 at center.
- VS. INDIANAPOLIS (9/8):** Started at left guard.  
• Protected for an offense that had 300+ yards in the air (310) and 100+ yards (125) on the ground.

**AT JACKSONVILLE (12/8):** Started at left guard.

- Blocked for an offense that totaled 525 yards and 45 points – both season-highs – in a victory.

### 2018 (L.A. CHARGERS):

- Started all 16 games at left guard.

**VS. KANSAS CITY (9/9):** Started at left guard.

- Helped protect QB Philip Rivers, who passed for 424 yards in the season-opener.

**AT CLEVELAND (10/14):** Started at left guard.

- Blocked for a rushing attack that totaled 246 yards in a 38-14 victory.

### POSTSEASON:

**AFC WILD CARD AT BALTIMORE (1/6):** Started at left guard.

**AFC DIVISIONAL AT NEW ENGLAND (1/13):** Started at left guard.

### 2017 (L.A. CHARGERS):

- Played in 15 games with 9 starts at left guard.
- Dressed but did not play 1 game.

**AT DENVER (9/11):** Played but did not record any stats.

- Made his NFL debut.

**AT NEW ENGLAND (10/29):** Started at left guard.

- Made his 1st NFL start.
- Helped block for rushing attack that totaled 157 yards, the team's second-most in a game that season.

**VS. BUFFALO (11/19):** Started at left guard.

- Blocked for an offense that totaled 429 yards and a season-high 54 points in a victory.

### HONORS:

- PFWA All-Rookie team at guard.

## BEFORE THE NFL

### COLLEGE (INDIANA):

- 4-year starter (2012, 2014-16).

**CAREER:** Started 46 games – 41 at right guard and 5 at right tackle.

- Became the 4th player in school history to earn 1st-team All-American honors on 2 occasions.

**SENIOR (2016):** Started 9 games – 5 at right tackle and 4 at right guard.

- 1st-team All-American.

- 1st-team All-Big Ten.

- Team captain.

**JUNIOR (2015):** Started all 13 games at right guard.

- 1st-team All-American.
- 1st-team All-Big Ten.
- Team captain.
- Helped his team lead the Big Ten in total offense, passing offense and scoring offense.

**REDSHIRT SOPHOMORE (2014):** Started all 12 games at right guard.

- Honorable mention All-Big Ten.
- Helped the team set a program record with 3,163 rushing yards.

**SOPHOMORE (2013):** Missed the entire season due to injury and redshirted.

**TRUE FRESHMAN (2012):** Started all 12 games at right guard.

- Honorable mention All-Big Ten.
- Freshman All-American.
- Big Ten All-Freshman team.

## HIGH SCHOOL (CARL SANDBURG HS – ORLAND PARK, ILL.)

- Played offensive line and defensive tackle.
- Also played volleyball.

## SENIOR (2011):

- All-state.
- All-conference.
- All-area.

## DAN FEENEY'S NFL REGULAR SEASON STATS

**GAMES/STARTS:** (L.A. Chargers) 2017: 15/9, 2018: 16/16, 2019: 16/16, 2020: 16/16, (N.Y. Jets) 2021: 16/5, 2022: 17/2 **NFL TOTALS: 96/64**

## DAN FEENEY'S NFL PLAYOFF STATS

**GAMES/STARTS:** (L.A. Chargers) 2018: 2/2 **PLAYOFF TOTALS: 2/2**



# 44

## BLAKE FERGUSON

LONG SNAPPER // 6-3 // 240 // LSU '20  
 ACQUIRED: D6, '20  
 HOMETOWN: SMYRNA, GA. // BORN: 4/21/97  
 NFL: FOURTH SEASON // DOLPHINS: FOURTH SEASON

## NFL CAREER

### TRANSACTIONS:

- 6th-round pick (185th overall) by Miami in the 2020 NFL Draft.

### CAREER HONORS:

- 2022 Salute to Service Award Nominee.
- 2021 Salute to Service Award Nominee.

### CAREER HIGHLIGHTS:

- Played in 50 career games.
- 7 special teams tackles (4 solo).
- 1 special teams fumble recovery.
- Appeared in 1 postseason game.

### 2022 (MIAMI):

- Played in all 17 games.
- 2 special teams tackles (1 solo).

**VS. N.Y. JETS (1/8):** 2 special teams tackles (1 solo).

### POSTSEASON:

**AFC WILD CARD AT BUFFALO (1/15):** Played but did not record any stats.

### HONORS:

- Salute to Service Award Nominee.

### 2021 (MIAMI):

- Played in all 17 games.
- 3 special teams tackles (2 solo).
- 1 special teams fumble recovery.

**AT NEW ENGLAND (9/12):** Played but did not record any stats.

**VS. INDIANAPOLIS (10/3):** 1 special teams fumble recovery and tackle.

- Recovered a RB Nyheim Hines muffed punt in the 1st quarter.

**VS. NEW ENGLAND (1/9):** 1 solo special teams tackle.

### HONORS:

- Salute to Service Award Nominee.

### 2020 (MIAMI):

- Played in all 16 games.
- 2 special teams tackles (1 solo).
- Helped K Jason Sanders set a franchise record by converting 92.3 pct. of his FGs in 2020.

**AT NEW ENGLAND (9/13):** Played but did not record any stats.

- Made his NFL debut.

**VS. L.A. CHARGERS (11/15):** Played but did not record any stats.

- K Jason Sanders set a team record for consecutive FGs with 22.

**AT LAS VEGAS (12/26):** 1 solo special teams tackle.

## BEFORE THE NFL

### COLLEGE (LSU):

- 4-year letterman (2016-19).

**CAREER:** Played in 53 consecutive games at long snapper.

- Became the 1st long snapper in LSU football history to be named a permanent team captain.

**SENIOR (2019):** Played in all 15 games.

- Team captain.
- Helped his team win the College Football Playoff National Championship.

**JUNIOR (2018):** Played in all 13 games; 2 special teams tackles.

- 1st-team All-American.
- Team captain.

**SOPHOMORE (2017):** Played in all 13 games; 1 tackle and 1 forced fumble.

**REDSHIRT FRESHMAN (2016):** Played in all 12 games.

- Redshirted in 2015.

### HIGH SCHOOL (BUFORD HS – BUFORD, GA.)

**SENIOR (2014):**

- Winner of the Chris Rubio Award (nation's top high school long snapper).

**JUNIOR (2013):**

- Winner of the Chris Rubio Award (nation's top high school long snapper).

## OFF THE FIELD

### COMMUNITY:

- Has Type 1 diabetes and volunteers with the Juvenile Diabetes Research Foundation to raise funds and awareness.

## BLAKE FERGUSON'S NFL REGULAR SEASON STATS

**GAMES/STARTS:** 2020: 16/0, 2021: 17/0, 2022: 17/0

**NFL TOTALS: 50/0**

## BLAKE FERGUSON'S NFL PLAYOFF STATS

**GAMES/STARTS:** 2022: 1/0

**PLAYOFF TOTALS: 1/0**

## ADDITIONAL STATS

**Special Teams Tackles:** 2 in 2020, 3 in 2021, 2 in 2022 for total of 7.

**Special Teams Fumble Recoveries:** 1 in 2021.

## DOLPHINS FATHER-SON COMBINATIONS

There have been three father-son coaching tandems in Dolphins history. The most recent was offensive line coach Jeremiah Washburn, who coached alongside his father, Jim Washburn, in 2016. The elder Washburn served as senior defensive assistant/pass rush specialist in 2016. Earlier, both Dave Shula (1982-88) and Mike Shula (1991-92, 2000-02) coached under their father, Don, while Tony Sparano Jr. spent one season (2011) under his father, Tony Sparano, who was head coach of the Dolphins from 2008-11.

In 2005, DT Randy Crowder (1974-76) and LB Channing Crowder (2005-10) became the third father-son combination to play for the Dolphins in franchise history. They joined the Barbers, which included linebacker Rudy (1968) and fullback Kantroy (1999), and the Grieses, which consisted of Bob (1967-80) and Brian (2003), both quarterbacks. The Crowders were the first father-son tandem to both be drafted by the Dolphins, as Randy was taken in the sixth round in 1974 and Channing was selected in the third round in 2005. In addition, quarterback George Wilson, Jr., played with the Dolphins in 1966 under his father, George, Sr., who was the team's head coach.



# MYLES GASKIN

RUNNING BACK // 5-10 // 199 // WASHINGTON '19  
 ACQUIRED: D7B, '19  
 HOMETOWN: LYNNWOOD, WASH. // BORN: 2/15/97  
 NFL: FIFTH SEASON // DOLPHINS: FIFTH SEASON

## NFL CAREER

### TRANSACTIONS:

- 7th-round pick (234th overall) by Miami in the 2019 NFL Draft.

### CAREER HIGHLIGHTS:

- Played in 38 career games with 17 starts.
- 361 carries for 1,355 yards (3.8 avg.) and 7 TDs.
- 101 receptions for 701 yards (6.9 avg.) and 6 TDs.
- In 2020, he finished 10th in the NFL in scrimmage yards per game (97.2, min. 10 games).

### 2022 (MIAMI):

- Played in 4 games.
- Inactive for 11 games.
- Missed the rest of the season after being placed on injured reserve on Dec. 27.
- 10 carries for 26 yards (2.6 avg.)
- 4 receptions for 28 yards (7.0 avg.)

**VS. HOUSTON (11/27):** 6 carries for 17 yards (2.8 avg.); 1 reception for 4 yards.

### 2021 (MIAMI):

- Played in all 17 games with 10 starts.
- 173 carries for 612 yards (3.5 avg.) and 3 TDs.
- 49 receptions for 234 yards (4.8 avg.) and 4 TDs.
- 1 miscellaneous fumble recovery.

**AT TAMPA BAY (10/10):** 5 carries for 25 yards (5.0 avg.); 10 receptions for 74 yards (7.4 avg.) and 2 TDs.

- Caught a 24-yard TD pass from QB Jacoby Brissett in the 1st quarter.
- Caught a 1-yard TD pass from QB Jacoby Brissett in the 3rd quarter.
- His 10 receptions tied for the most by a Dolphins RB in a single game.
- Became the 1st player in team history whose primary position was RB to have multiple games with at least 2 TD receptions.

**AT N.Y. JETS (11/21):** 23 carries for 89 yards (3.9 avg.); 3 receptions for 7 yards (2.3 avg.) and 1 TD.

- Caught a 5-yard TD pass from QB Tua Tagovailoa in the 4th quarter.

**VS. CAROLINA (11/28):** 16 carries for 49 yards (3.1 avg.) and 2 TDs; 2 receptions for 3 yards (1.5 avg.).

- Scored on a 3-yard TD run in the 2nd quarter to extend Miami's lead to 21-7.

- Scored on a 3-yard TD run in the 3rd quarter to extend Miami's lead to 27-10.

### 2020 (MIAMI):

- Played in 10 games with 7 starts.
- Spent 1 game on the Reserve/COVID-19 list.
- Activated off injured reserve on Dec. 5.
- Missed 4 games after being placed on injured reserve on Nov. 5.
- 142 carries for 584 yards (4.1 avg.) and 3 TDs.
- 41 receptions for 388 yards (9.5 avg.) and 2 TDs.
- His 97.2 scrimmage yards per game were 10th in the NFL (min. 10 games).

**AT SAN FRANCISCO (10/11):** 16 carries for 57 yards (3.6 avg.) and 1 TD; 5 receptions for 34 yards (6.8 avg.).

- Scored on a 1-yard TD run in the 1st quarter to extend Miami's lead to 14-0.

**VS. L.A. RAMS (11/1):** 18 carries for 47 yards (2.6 avg.) and 1 TD; 3 receptions for 16 yards (5.3 avg.).

- Scored on a 1-yard TD run in the 2nd quarter to extend Miami's lead to 28-7.

**AT LAS VEGAS (12/26):** 14 carries for 87 yards (6.2 avg.); 5 receptions for 82 yards (16.4 avg.) and 2 TDs.

- Caught a 10-yard TD pass from QB Tua Tagovailoa in the 3rd quarter to even the score at 13-13.
- Hauled in a 59-yard TD pass from QB Ryan Fitzpatrick in the 4th quarter to give Miami a 23-22 lead.
- Became the 1st Dolphins RB to have 2 receiving TDs in a game since RB Reggie Bush had 2 on Dec. 23, 2012 vs. Buffalo.
- His 169 scrimmage yards were the most by a Dolphin since RB Kenyan Drake vs. New England (Dec. 11, 2017).

### 2019 (MIAMI):

- Played in 7 games.
- Inactive for 8 games.
- Missed the final game of the season after being placed on injured reserve on Dec. 24.
- 36 carries for 133 yards (3.7 avg.) and 1 TD.
- 7 receptions for 51 yards (7.3 avg.).

**AT INDIANAPOLIS (11/10):** Played but did not record any stats.

- Made his NFL debut.

**AT N.Y. GIANTS (12/15):** 9 carries for 43 yards (4.8 avg.); 2 receptions for 29 yards (14.5 avg.).

**VS. CINCINNATI (12/22):** 16 carries for 55 yards (3.4 avg.) and 1 TD; 1 reception for 3 yards.

- Scored his 1st career TD on a 2-yard run in the 4th quarter to extend Miami's lead to 35-12.

## BEFORE THE NFL

### COLLEGE (WASHINGTON):

- 4-year starter (2015-18).

**CAREER:** Played in 52 games with 40 starts; 945 carries for 5,323 yards (5.6 avg.) and 57 TDs; 65 receptions for 465 yards (7.2 avg.) and 5 TDs; 6 kickoff returns for 90 yards (15.0 avg.); 1-of-1 passing for 2 yards and 1 TD.

- Finished his career as Washington's all-time leader in rushing yards (5,323), rushing TDs (57) and total TDs (62).
- His 5,323 rushing yards and 57 rushing TDs are both 3rd in Pac-12 history.
- Became the 1st player in Pac-12 history to record 1,000 rushing yards in 4 seasons.
- Became the 2nd player in FBS history to record 1,200 rushing yards in 4 seasons.

**SENIOR (2018):** Started 12 games; 259 carries for 1,268 yards (4.9 avg.) and 12 TDs; 21 receptions for 77 yards (3.7 avg.) and 1 TD; 4 kickoff returns for 74 yards (18.5 avg.); 1-of-1 passing for 2 yards and 1 TD.

- 2nd-team All-Pac-12.
- His 1,268 rushing yards were 4th in the Pac-12.
- His 12 rushing TDs were tied for 2nd in the Pac-12.

**JUNIOR (2017):** Played in all 13 games with 11 starts; 222 carries for 1,380 yards (6.2 avg.) and 21 TDs; 19 receptions for 232 yards (12.2 avg.) and 3 TDs; 1 kickoff return for 5 yards.

- 2nd-team All-Pac-12.
- His 21 rushing TDs led the Pac-12.

**SOPHOMORE (2016):** Played in all 14 games with 11 starts; 237 carries for 1,373 yards (5.8 avg.) and 10 TDs; 19 receptions for 137 yards (7.2 avg.) and 1 TD.

- 1st-team All-Pac-12.
- His 1,373 rushing yards ranked 3rd in the Pac-12.

**TRUE FRESHMAN (2015):** Played in all 13 games with 6 starts; 227 carries for 1,302 yards (5.7 avg.) and 14 TDs; 6 receptions for 19 yards (3.2 avg.); 1 kickoff return for 11 yards.

- Freshman All-American.
- Honorable mention All-Pac-12.
- His 14 rushing TDs were 3rd in the Pac-12.
- His 1,302 rushing yards were 4th in the Pac-12.
- Became the 1st true freshman in school history to rush for 1,000 yards.

### HIGH SCHOOL (O'DEA HS - SEATTLE, WASH.)

- Played running back, safety and outside linebacker.
- Also lettered in track.
- Won state title in 100-meters in 2015.

**SENIOR (2014):** 109 carries for 1,567 yards (14.4 avg.) and 25 TDs.

- 1st-team all-state at running back.
- 2nd-team all-state at all-purpose/returner.
- 1st-team all-region.
- 1st-team all-area.
- 1st-team all-metro at running back and safety.

**JUNIOR (2013):** Rushed for over 2,000 yards.

- 1st-team all-area.
- 1st-team all-league.

**SOPHOMORE (2012):**

- 1st-team all-metro at running back and outside linebacker.

## OFF THE FIELD

### COMMUNITY:

**2022:**

- Partnered with Neighbors4Neighbors to adopt four Broward County families for the holidays.

**2020:**

- Rode the 25-mile Fort Lauderdale Ride in the Dolphins Cancer Challenge.

**2019:**

- In 2019, collaborated with fellow Dolphins rookies and Neighbors4Neighbors to sponsor four South Florida families with holiday gifts and game tickets.

### PERSONAL:

- **MAJOR:** American ethnic studies.

## MYLES GASKIN'S NFL REGULAR SEASON STATS

YEAR	TEAM	GP	GS	RUSHING				RECEIVING					
				ATT	YDS	AVG	LG	TD	REC	YDS	AVG	LG	TD
2019	MIAMI	7	0	36	133	3.7	27	1	7	51	7.3	20	0
2020	MIAMI	10	7	142	584	4.1	26	3	41	388	9.5	59t	2
2021	MIAMI	17	10	173	612	3.5	30	3	49	234	4.8	24t	4
2022	MIAMI	4	0	10	26	2.6	10	0	4	28	7.0	16	0
<b>NFL TOTALS</b>		<b>38</b>	<b>17</b>	<b>361</b>	<b>1355</b>	<b>3.8</b>	<b>30</b>	<b>7</b>	<b>101</b>	<b>701</b>	<b>6.9</b>	<b>59t</b>	<b>6</b>

### ADDITIONAL STATS

Miscellaneous Fumble Recoveries: 1 in 2021.



## SINGLE-GAME CAREER HIGHS

<b>Rushes:</b>	23	at N.Y. Jets, 11/21/21
<b>Rushing Yards:</b>	91	vs. N.Y. Jets, 10/18/20
<b>Longest Rush:</b>	30	vs. N.Y. Jets, 12/19/21
<b>Rushing TDs:</b>	2	vs. Carolina, 11/28/21
<b>Receptions:</b>	10	at Tampa Bay, 10/10/21
<b>Receiving Yards:</b>	82	at Las Vegas, 12/26/20
<b>Longest Reception:</b>	59t	at Las Vegas, 12/26/20
<b>Receiving TDs:</b>	2	Twice, last: at Tampa Bay, 10/10/21

## 2019 GAME-BY-GAME STATS (MIAMI)

DATE	OPPONENT	P/S	ATT	YDS	AVG	LG	TD
09/08	BALTIMORE						INACTIVE
09/15	NEW ENGLAND						INACTIVE
09/22	at Dallas						INACTIVE
09/29	L.A. CHARGERS						INACTIVE
10/13	WASHINGTON						INACTIVE
10/20	at Buffalo						INACTIVE
10/28	at Pittsburgh						INACTIVE
11/03	N.Y. JETS						INACTIVE
11/10	at Indianapolis	1/0	0	0	0.0	0	0
11/17	BUFFALO	1/0	1	0	0.0	0	0
11/24	at Cleveland	1/0	4	10	2.5	4	0
12/01	PHILADELPHIA	1/0	2	20	10.0	11	0
12/08	at N.Y. Jets	1/0	4	5	1.3	6	0
12/15	at N.Y. Giants	1/0	9	43	4.8	27	0
12/22	CINCINNATI	1/0	16	55	3.4	15	1
12/29	at New England						INJURED RESERVE
<b>2019 TOTALS</b>		<b>7/0</b>	<b>36</b>	<b>133</b>	<b>3.7</b>	<b>27</b>	<b>1</b>

## 2020 GAME-BY-GAME STATS (MIAMI)

DATE	OPPONENT	P/S	ATT	YDS	AVG	LG	TD
09/13	at New England	1/0	9	40	4.4	10	0
09/20	BUFFALO	1/0	7	46	6.6	14	0
09/24	at Jacksonville	1/1	22	66	3.0	15	0
10/04	SEATTLE	1/1	10	40	4.0	11	0
10/11	at San Francisco	1/1	16	57	3.6	21	1
10/18	N.Y. JETS	1/1	18	91	5.1	15	0
11/01	L.A. RAMS	1/1	18	47	2.6	6	1
11/08	at Arizona						INJURED RESERVE
11/15	N.Y. JETS						INJURED RESERVE
11/22	at Denver						INJURED RESERVE
11/29	at N.Y. Jets						INJURED RESERVE
12/06	CINCINNATI	1/1	21	90	4.3	26	0
12/13	KANSAS CITY						RESERVE/COVID-19
12/20	NEW ENGLAND	1/0	14	87	6.2	24	0
12/26	at Las Vegas	1/0	14	87	6.2	24	0
01/03	at Buffalo	1/1	7	20	2.9	7	1
<b>2020 TOTALS</b>		<b>10/7</b>	<b>142</b>	<b>584</b>	<b>4.1</b>	<b>26</b>	<b>3</b>

## 2021 GAME-BY-GAME STATS (MIAMI)

DATE	OPPONENT	P/S	ATT	YDS	AVG	LG	TD
09/12	at New England	1/1	9	49	5.4	15	0
09/19	BUFFALO	1/1	5	25	5.0	18	0
09/26	at Las Vegas	1/0	13	65	5.0	15	0
10/03	INDIANAPOLIS	1/0	2	3	1.5	3	0
10/10	at Tampa Bay	1/1	5	25	5.0	13	0
10/17	at Jacksonville	1/1	5	9	1.8	4	0
10/24	ATLANTA	1/0	15	67	4.5	16	0
10/31	at Buffalo	1/1	12	36	3.0	7	0
11/07	HOUSTON	1/1	20	34	1.7	6t	1
11/11	BALTIMORE	1/1	14	31	2.2	11	0
11/21	at N.Y. Jets	1/1	23	89	3.9	20	0
11/28	CAROLINA	1/1	16	49	3.1	8	2
12/05	N.Y. GIANTS	1/1	15	44	2.9	6	0
12/19	N.Y. JETS	1/0	10	54	5.4	30	0
12/27	at New Orleans	1/0	3	10	3.3	5	0
01/02	at Tennessee	1/0	5	23	4.6	8	0
01/09	NEW ENGLAND	1/0	1	-1	-1.0	-1	0
<b>2021 TOTALS</b>		<b>17/10</b>	<b>173</b>	<b>612</b>	<b>3.5</b>	<b>6t</b>	<b>3</b>

## 2022 GAME-BY-GAME STATS (MIAMI)

DATE	OPPONENT	P/S	ATT	YDS	AVG	LG	TD
09/11	NEW ENGLAND	1/0	0	0	0.0	-	0
09/18	at Baltimore						INACTIVE
09/25	BUFFALO						INACTIVE
09/29	at Cincinnati						INACTIVE
10/09	at N.Y. Jets	1/0	4	9	2.3	6	0
10/16	MINNESOTA						INACTIVE
10/23	PITTSBURGH						INACTIVE
10/30	at Detroit						INACTIVE
11/06	at Chicago						INACTIVE
11/13	CLEVELAND						INACTIVE
11/27	HOUSTON	1/0	6	17	2.8	10	0
12/04	at San Francisco						INACTIVE
12/11	at L.A. Chargers						INACTIVE
12/17	at Buffalo	1/0	0	0	0.0	-	0
12/25	GREEN BAY						INACTIVE
01/01	at New England						INJURED RESERVE
01/08	N.Y. JETS						INJURED RESERVE
<b>2022 TOTALS</b>		<b>4/0</b>	<b>10</b>	<b>26</b>	<b>2.6</b>	<b>10</b>	<b>0</b>

DATE	OPPONENT	P/S	ATT	YDS	AVG	LG	TD
01/15	at Buffalo*						INJURED RESERVE

\* AFC Wild Card game

## DOLPHINS PRO BOWL TOUCHDOWNS

In the 2016 Pro Bowl, Dolphins wide receiver Jarvis Landry scored the final touchdown of the game, a 31-yard reception to give his team a 49-27 lead and victory. Landry became the seventh Dolphins player to score in a Pro Bowl. In the 2012 Pro Bowl, Dolphins wide receiver Brandon Marshall caught a Pro Bowl-record four touchdown passes and was named MVP. Prior to that, the most recent Dolphins player to have accounted for a touchdown in the Pro Bowl was wide receiver Chris Chambers, who scored on a 16-yard reception from Peyton Manning in the first quarter to open the 2006 game's scoring. Other Dolphins who have scored Pro Bowl touchdowns include running back Ricky Williams, who scored on a pair of 1-yard runs as he was named MVP of the 2003 game, wide receiver Mark Clayton, who caught a 9-yard touchdown pass from Buffalo's Jim Kelly in the 1991 game, tight end Ferrell Edmunds, who had a 5-yard scoring reception from Seattle's Dave Krieg in the 1989 game, and Hall of Fame wide receiver Paul Warfield, who caught a 32-yard TD pass from Dolphins teammate Bob Griese in the '74 contest.



# 46 MARK GILBERT

CORNERBACK // 6-1 // 192 // DUKE '21  
ACQUIRED: FA, '23  
HOMETOWN: FAYETTEVILLE, N.C. // BORN: 6/1/97  
NFL: SECOND SEASON // DOLPHINS: FIRST SEASON

## NFL CAREER

### TRANSACTIONS:

- Signed by Miami on Aug. 4, 2023.
- Released from Pittsburgh's practice squad on Jan. 16, 2023.
- Signed to Pittsburgh's practice squad on Sept. 30, 2022.
- Released from Pittsburgh's practice squad on Sept. 20, 2022.
- Signed to Pittsburgh's practice squad on Sept. 2, 2022.
- Waived by Detroit on Aug. 30, 2022.
- Signed to Detroit's active roster on Oct. 13, 2021.
- Signed to Pittsburgh's practice squad on Sept. 1, 2021.
- Waived by Pittsburgh on Aug. 31, 2021.
- Signed by Pittsburgh as an undrafted college free agent on May 2, 2021.

### CAREER HIGHLIGHTS:

- Played in 8 career games.
- 3 tackles (2 solo), 1 pass defended and 1 forced fumble.

### 2023 (PITTSBURGH MAULERS - USFL):

- Started all 10 games for the Pittsburgh Maulers.
- 33 tackles (29 solo) and 4 interceptions for the Pittsburgh Maulers.
- Started 2 postseason games for the Pittsburgh Maulers.
- 6 tackles (5 solo) in the postseason for the Pittsburgh Maulers.
- His 4 interceptions led the USFL.

### 2022 (DETROIT/PITTSBURGH):

- Spent the majority of the season on Pittsburgh's practice squad.
- Spent the offseason and training camp with Detroit.

### 2021 (PITTSBURGH/DETROIT):

- Played in 8 games with Detroit.
- Inactive for 2 games with Detroit.
- Spent 2 games on the Reserve/COVID-19 list with Detroit.
- 3 tackles (2 solo), 1 pass defended and 1 forced fumble with Detroit.

- Spent the 1st part of the season on Pittsburgh's practice squad.
- Spent the offseason program and training camp with Pittsburgh.

**VS. PHILADELPHIA (10/31):** Played but did not record any stats.

- Made his NFL debut.

**AT PITTSBURGH (11/14):** 3 tackles (2 solo), 1 forced fumble and 1 pass defended.

- Forced a fumble by WR Diontae Johnson in overtime that was recovered by Detroit and led to a game-winning field goal attempt.

## BEFORE THE NFL

### COLLEGE (DUKE):

- 2-year letterman (2018-19) and 1-year starter.

**CAREER:** Played in 29 games with 20 starts; 65 tackles (44 solo), 7 interceptions and 24 passes defended.

**REDSHIRT SENIOR (2020):** Started 2 games; 8 tackles (7 solo), 1 interception and 1 pass defended.

- Awarded a medical redshirt in 2019.

**JUNIOR (2018):** Started 2 games; 4 solo tackles.

**SOPHOMORE (2017):** Started all 13 games; 35 tackles (19 solo), 6 interceptions, 21 passes defended.

- 1st-team All-ACC.
- His 21 passes defended led the ACC and were a single-season school record.
- His 6 interceptions were tied for 3rd nationally and most in school history since 2006.

**TRUE FRESHMAN (2016):** Played in 12 games with 3 starts; 18 tackles (14 solo) and 2 passes defended.

- 2nd-team Freshman All-ACC.

### HIGH SCHOOL (TERRY SANFORD HS - FAYETTEVILLE, N.C.)

- Also lettered in basketball and was MVP of the state championship game as a junior.

**SENIOR (2015):** 66 tackles; 3 kickoff returns for TDs.

- All-state.

**JUNIOR (2014):** 34 tackles, 3 interceptions; 1 punt return for TD.

## OFF THE FIELD

### PERSONAL:

- Uncle, Sean Gilbert, was the No. 3 overall pick in

the 1992 NFL Draft by the L.A. Rams and played 11 NFL seasons.

- Cousin, Darrelle Revis, was inducted into the Pro

Football Hall of Fame in 2023.

- **MAJOR:** Sociology.

### MARK GILBERT'S NFL REGULAR SEASON STATS

YEAR	TEAM	GP	GS	TACKLES				INTERCEPTIONS				FUMBLES				
				TOT	SOLO	ASST	SK	YDS	INT	YDS	LG	TD	PD	FF	FR	
2021	DETROIT	8	0	3	2	1	0.0	0.0	0	0	0	0	1	1	0	
2022	PITTSBURGH			PRACTICE SQUAD												
<b>NFL TOTALS</b>		<b>8</b>	<b>0</b>	<b>3</b>	<b>2</b>	<b>1</b>	<b>0.0</b>	<b>0.0</b>	<b>0</b>	<b>0</b>	<b>0</b>	<b>0</b>	<b>1</b>	<b>1</b>	<b>0</b>	



# 53

## CAMERON GOODE

**LINEBACKER // 6-3 // 245 // CALIFORNIA '22**  
**ACQUIRED: D7A, '22**  
**HOMETOWN: SPRING, TEXAS // BORN: 4/15/98**  
**NFL: FIRST SEASON // DOLPHINS: FIRST SEASON**

### NFL CAREER

#### TRANSACTIONS:

- Signed to Miami's practice squad on Aug. 31, 2022.
- Waived by Miami on Aug. 30, 2022.
- 7th-round pick (224th overall) by Miami in the 2022 NFL Draft.

#### 2022 (MIAMI):

- Spent the entire season on Miami's practice squad.

### BEFORE THE NFL

#### COLLEGE (CALIFORNIA):

- 5-year letterman (2017-21) and 3-year starter.

**CAREER:** Started 37 games; 170 tackles (97 solo), 21.0 sacks, 2 interceptions, 12 passes defended, 2 forced fumbles and 2 fumble recoveries.

**GRADUATE (2021):** Started 11 games; 45 tackles (29 solo), 7.0 sacks, 1 fumble recovery and 4 passes defended.

- 2nd-team All-Pac-12.
- His 7.0 sacks were 2nd in the conference.

**SENIOR (2020):** Started all 4 games; 19 tackles (12 solo), 3.0 sacks, 1 fumble recovery and 1 pass defended.

**JUNIOR (2019):** Started 12 games; 57 tackles (33 solo), 9.5 sacks, 1 pass defended and 1 forced fumble.

- Pac-12 honorable mention.

**SOPHOMORE (2018):** Started 1 game; 3 solo tackles, 1 interception returned for a touchdown and 2 passes defended.

**REDSHIRT FRESHMAN (2017):** Started 9 games; 46 tackles (20 solo), 1.5 sacks, 1 interception returned for a touchdown, 4 passes defended, and 1 forced fumble.

- Redshirted in 2016.

### HIGH SCHOOL (KLEIN COLLINS HS – SPRING, TEXAS)

**SENIOR (2015):**

- Led team to a region title.

**JUNIOR (2014):**

- Led team to an 11-2 overall record

### OFF THE FIELD

#### PERSONAL:

- **PRONUNCIATION:** Last name is pronounced GOOD.
- **MAJOR:** Legal studies with graduate certificates in entrepreneurship and business administration.

### 1972 DOLPHINS LEAD NFL IN SCORING OFFENSE AND DEFENSE

En route to their perfect 17-0 season, the 1972 Miami Dolphins led the NFL that year in both points scored and points allowed. During the regular season, they averaged 27.5 points per contest while yielding an average of only 12.2. They are one of only 12 teams in NFL history to achieve this feat, and of the other 11, only the 1996 Green Bay Packers went on to win the Super Bowl.



# 10 TYREEK HILL

WIDE RECEIVER // 5-10 // 191 // WEST ALABAMA '16  
 ACQUIRED: T, '22 (KC)  
 HOMETOWN: DOUGLAS, GA. // BORN: 3/1/94  
 NFL: EIGHTH SEASON // DOLPHINS: SECOND SEASON



## NFL CAREER

### TRANSACTIONS:

- Traded from Kansas City to Miami on March 23, 2022.
- 5th-round pick (165th overall) by Kansas City in the 2016 NFL Draft.

### CAREER HONORS:

- 2022 1st-team All-Pro.
- 2022 PFWA All-NFL.
- 2022 PFWA All-AFC.
- 2022 Dan Marino Team MVP Award.
- 2022 Pro Bowl selection.
- No. 15 on the NFL Network Top 100 list in 2022.
- 2021 Pro Bowl selection.
- No. 15 on the NFL Network Top 100 list in 2021.
- 2020 Pro Bowl selection.
- 2020 1st-team All-Pro.
- AFC Offensive Player of the Week (at Tampa Bay, 11/29/20).
- 2020 PFWA All-AFC.
- No. 22 on the NFL Network Top 100 list in 2020.
- 2010s NFL All-Decade Team.
- 2019 Pro Bowl selection.
- No. 19 on the NFL Network Top 100 list in 2019.
- 2018 Pro Bowl selection.
- 2018 1st-team All-Pro.
- No. 40 on the NFL Network Top 100 list in 2018.
- 2017 Pro Bowl selection.
- No. 36 on the NFL Network Top 100 list in 2017.
- 2016 Pro Bowl selection.
- 2016 1st-team All-Pro.
- 2016 PFWA All-NFL.
- 2016 PFWA All-AFC.
- 2016 PFWA All-Rookie.
- Pepsi NFL Rookie of the Week (at San Diego, 1/1/17).
- AFC Special Teams Player of the Week (at San Diego, 1/1/17).
- AFC Special Teams Player of the Week (vs. Oakland, 12/8/16).
- AFC Special Teams Player of the Month (December 2016).
- AFC Offensive Player of the Week (at Denver, 11/27/16).

### CAREER HIGHLIGHTS:

- Played in 108 career games with 90 starts.
- 598 receptions for 8,340 yards (13.9 avg.) and 63 TDs.
- 100 carries for 751 yards (7.5 avg.) and 7 TDs.
- 14 kickoff returns for 384 yards (27.4 avg.) and 1 TD.
- 88 punt returns for 1,005 yards (11.4 avg.) and 4 TDs.
- 1 miscellaneous fumble return TD.
- Appeared in 14 postseason games with 13 starts – 13 with Kansas City and 1 with Miami.
- Won Super Bowl LIV with Kansas City.
- His 18 receptions of 50+ yards lead the NFL since he entered the league in 2016:

#### MOST RECEPTIONS OF 50+ YARDS (SINCE 2016)

PLAYER	TEAMS	REC	YDS	50+
1. TYREEK HILL	KC/MIA.	598	8,340	18
2. DeSean Jackson	Was./TB/PHI/LAR/LV/Bal.	199	3,449	14
3. Stefon Diggs	Min/Buf.	651	8,092	13
A.J. Brown	Ten./Phi.	273	4,491	13
Cooper Kupp	LAR	508	6,329	13

- His 63 TD receptions are 3rd in the NFL since he entered the league in 2016:

#### MOST TD RECEPTIONS (SINCE 2016)

PLAYER	TEAMS	REC	YDS	TDs
1. Davante Adams	GB/LV	681	8,708	83
2. Mike Evans	TB	541	8,168	66
3. TYREEK HILL	KC/MIA.	598	8,340	63
4. Travis Kelce	KC	675	8,607	59
5. Stefon Diggs	Buf.	651	8,092	55

- His 9,091 scrimmage yards are 3rd in the NFL since he entered the league in 2016:

#### MOST SCRIMMAGE YARDS (SINCE 2016)

PLAYER	TEAMS	RUSH	REC	TOT
1. Ezekiel Elliott	Dal.	8,262	2,336	10,598
2. Derrick Henry	Ten.	8,335	1,244	9,579
3. TYREEK HILL	KC/MIA.	751	8,340	9,091
4. Alvin Kamara	NO	5,135	3,753	8,888
5. Davante Adams	GB/LV	-1	8,708	8,707

- His 8,340 receiving yards are 3rd in the NFL since he entered the league in 2016:

### MOST RECEIVING YARDS (SINCE 2016)

PLAYER	TEAMS	REC	YDS	TDs
1. Davante Adams	GB/LV	681	8,708	83
2. Travis Kelce	KC	675	8,607	59
3. <b>TYREEK HILL</b>	<b>KC/MIA.</b>	<b>598</b>	<b>8,340</b>	<b>63</b>
4. Mike Evans	TB	541	8,168	66
5. Stefon Diggs	Min./Buf.	651	8,092	55
6. DeAndre Hopkins	Hou./Ari.	614	7,765	52
7. Julio Jones	Atl./Ten./TB	489	7,428	29
8. Amari Cooper	Oak/Dal./Cle.	523	7,166	49
9. Brandin Cooks	NO/NE/LAR/Hou.	493	6,928	37
10. Keenan Allen	SD/LAC	581	6,733	36

- His 598 receptions are 5th in the NFL since he entered the league in 2016:

### MOST RECEPTIONS (SINCE 2016)

PLAYER	TEAMS	REC	YDS	TDs
1. Davante Adams	GB/LV	681	8,708	83
2. Travis Kelce	KC	675	8,607	59
3. Stefon Diggs	Min./Buf.	651	8,092	55
4. DeAndre Hopkins	Hou./Ari.	614	7,765	52
5. <b>TYREEK HILL</b>	<b>KC/MIA.</b>	<b>598</b>	<b>8,340</b>	<b>63</b>
6. Keenan Allen	LAC	581	6,733	36
7. Mike Evans	TB	541	8,168	66
8. Michael Thomas	NO	526	6,121	35
9. Amari Cooper	Oak/Dal./Cle.	523	7,166	49
10. Jarvis Landry	Mia./Cle./NO	519	5,955	29

- His 1,710 receiving yards in 2022 were 2nd in the league:

### MOST RECEIVING YARDS (2022)

PLAYER	TEAM	REC	YDS	TDs
1. Justin Jefferson	Min.	128	1,809	8
2. <b>TYREEK HILL</b>	<b>MIA.</b>	<b>119</b>	<b>1,710</b>	<b>7</b>
3. Davante Adams	LV	100	1,516	14
4. A.J. Brown	Phi.	88	1,496	11
5. Stefon Diggs	Buf.	108	1,429	11

- His 119 receptions in 2022 were 2nd in the league:

### MOST RECEPTIONS (2022)

PLAYER	TEAM	REC	YDS	TDs
1. Justin Jefferson	Min.	128	1,809	8
2. <b>TYREEK HILL</b>	<b>MIA.</b>	<b>119</b>	<b>1,710</b>	<b>7</b>
3. Travis Kelce	KC	110	1,338	12
4. Stefon Diggs	Buf.	108	1,429	11
5. CeeDee Lamb	Dal.	107	1,359	9
Austin Ekeler	LAC	107	722	5

- His 1,710 receiving yards in 2022 were a franchise record:

### MOST RECEIVING YARDS IN DOLPHINS HISTORY (SINGLE SEASON)

PLAYER	YEAR	REC	YDS	TDs
1. <b>TYREEK HILL</b>	<b>2022</b>	<b>119</b>	<b>1,710</b>	<b>7</b>
2. Mark Clayton	1984	73	1,389	18
3. Jaylen Waddle	2022	75	1,356	8
4. Mark Duper	1986	67	1,313	11
5. Mark Duper	1984	71	1,306	8

- His 119 receptions in 2022 were a franchise record:

### MOST RECEPTIONS IN DOLPHINS HISTORY (SINGLE SEASON)

PLAYER	YEAR	REC	YDS	TDs
1. <b>TYREEK HILL</b>	<b>2022</b>	<b>119</b>	<b>1,710</b>	<b>7</b>
2. Jarvis Landry	2017	112	987	9
3. Jarvis Landry	2015	110	1,157	4
4. Jaylen Waddle	2021	104	1,015	6
5. Jarvis Landry	2016	94	1,136	4

- His 1,687 receiving yards in 2022 were the most in NFL history for a player in his 1st season with a team.
- His 67 TDs in 6 seasons (2016-21) with the Chiefs rank 4th-most in team history:

### MOST TOTAL TDs IN CHIEFS HISTORY

PLAYER	YRS	RUSH	REC	RET	TDs
1. Priest Holmes	2001-07	76	7	0	83
2. Tony Gonzalez	1997-08	0	76	0	76
3. Travis Kelce	2013-22	2	69	1	72
4. <b>TYREEK HILL</b>	<b>2016-21</b>	<b>6</b>	<b>56</b>	<b>5</b>	<b>67</b>
5. Jamaal Charles	2008-16	43	20	1	64

- His 479 receptions in 6 seasons (2016-21) with the Chiefs rank 4th-most in team history:

### MOST RECEPTIONS IN CHIEFS HISTORY

PLAYER	YEARS	REC	YDS	TDs
1. Tony Gonzalez	1997-2008	916	10,940	76
2. Travis Kelce	2013-22	814	10,344	69
3. Dwayne Bowe	2007-14	532	7,155	44
4. <b>TYREEK HILL</b>	<b>2016-21</b>	<b>479</b>	<b>6,630</b>	<b>56</b>
5. Henry Marshall	1976-87	416	6,545	33

- His 6,630 receiving yards in 6 seasons (2016-21) with the Chiefs rank 5th-most in team history:

### MOST RECEIVING YARDS IN CHIEFS HISTORY

PLAYER	YEARS	REC	YDS	TDs
1. Tony Gonzalez	1997-2008	916	10,940	76
2. Travis Kelce	2013-22	814	10,344	69
3. Otis Taylor	1965-75	410	7,306	57
4. Dwayne Bowe	2007-14	532	7,155	44
5. <b>TYREEK HILL</b>	<b>2016-21</b>	<b>479</b>	<b>6,630</b>	<b>56</b>

- His 56 receiving TDs in 6 seasons (2016-21) with the Chiefs rank 4th-most in team history:

### MOST RECEIVING TDs IN CHIEFS HISTORY

PLAYER	YEARS	REC	YDS	TDs
1. Tony Gonzalez	1997-2008	916	10,940	76
2. Travis Kelce	2013-22	814	10,344	69
3. Otis Taylor	1965-75	410	7,306	57
4. <b>TYREEK HILL</b>	<b>2016-21</b>	<b>479</b>	<b>6,630</b>	<b>56</b>
5. Chris Burford	1960-67	391	5,505	55

- Owns 2 of the 3 best single-season receiving TD totals in Chiefs history:

### MOST RECEIVING TDs IN CHIEFS HISTORY (SINGLE SEASON)

PLAYER	YEAR	REC	YDS	TDs
1. <b>TYREEK HILL</b>	<b>2020</b>	<b>87</b>	<b>1,276</b>	<b>15</b>
Dwayne Bowe	2010	72	1,162	15
3. <b>TYREEK HILL</b>	<b>2018</b>	<b>87</b>	<b>1,479</b>	<b>12</b>
Chris Burford	1962	45	645	12
5. Travis Kelce	2022	110	1,338	12

- His 111 receptions in 2021 were a Chiefs single-season record:

### MOST RECEPTIONS IN CHIEFS HISTORY (SINGLE SEASON)

PLAYER	YEAR	REC	YDS	TDs
1. <b>TYREEK HILL</b>	<b>2021</b>	<b>111</b>	<b>1,239</b>	<b>9</b>
2. Travis Kelce	2022	110	1,338	12
3. Travis Kelce	2020	105	1,416	11
4. Travis Kelce	2018	103	1,336	10
5. Tony Gonzalez	2004	102	1,258	7

- His 269 receiving yards on Nov. 29, 2020 vs. Tampa Bay were the 2nd-most in a single game in Chiefs history and most by any NFL player since

Oct. 2, 2016 (Julio Jones).

- His 1,479 receiving yards in 2018 were a Chiefs single-season record:

MOST RECEIVING YARDS IN CHIEFS HISTORY (SINGLE SEASON)				
PLAYER	YEAR	REC	YDS	TDs
1. TYREEK HILL	2018	87	1,479	12
2. Travis Kelce	2020	105	1,416	11
3. Derrick Alexander	2000	78	1,391	10
4. Carlos Carson	1983	80	1,351	7
5. Travis Kelce	2022	110	1,338	12

- Served as a team captain in 2022.

## 2022 (MIAMI):

- Started all 17 games.
- 17 receptions for 1,710 yards (14.4 avg.) and 7 TDs.
- 7 carries for 32 yards (4.6 avg.) and 1 TD.
- 2 punt returns for -4 yards (-2.0 avg.).
- 1 miscellaneous fumble return TD.
- 3 miscellaneous tackles.
- Served as a team captain.
- Broke the franchise record for single-season receiving yards, which had stood for nearly 40 years (Mark Clayton, 1,389 yards in 1984).
- Broke the franchise record for single-season receptions, which was held by Jarvis Landry (112) since 2017.
- His 1,710 receiving yards were the most in NFL history for a player in his 1st season with a team.

**VS. NEW ENGLAND (9/11):** 8 receptions for 94 yards (11.8 avg.); 1 carry for 6 yards.

- His 94 receiving yards were the most by a Dolphins newcomer in a Week 1 game in franchise history.
- It was the most receiving yards by a Dolphins player in Week 1 since Sept. 9, 2018 (Kenny Stills vs. Ten., 106)

**AT BALTIMORE (9/18):** 11 receptions for 190 yards (17.3 avg.) and 2 TDs.

- Joined WR Jaylen Waddle as the only NFL teammates during the Super Bowl era to total at least 170 receiving yards and 2 receiving TDs in the same game.
- It was his 4th career game with at least 10 receptions, 150 receiving yards and 2 receiving TDs joining Hall of Fame WR Jerry Rice as the only players in NFL history to accomplish that feat.
- His 190 receiving yards were the most by a Dolphins player in a single game since Sept. 30, 2012 (Brian Hartline, 253).

- Caught a 48-yard TD from QB Tua Tagovailoa in the 4th quarter.
- Caught a 60-yard TD from QB Tua Tagovailoa in the 4th quarter.

**AT CINCINNATI (9/29):** 10 receptions for 160 yards (16.0 avg.).

- Topped 100 receiving yards for the 24th time in his career.
- It marked the 8th time in his career (including postseason) he had at least 10+ receptions and 150+ receiving yards in a game.

**VS. MINNESOTA (10/16):** 12 receptions for 177 yards (14.8 avg.).

- Became 1st player in NFL history to have catch

10+ passes and have 150+ receiving yards in 3 of his team's 1st 6 games of a season.

- Set Dolphins record for most receiving yards (701) through 1st 6 games of a season.

**AT DETROIT (10/30):** 12 receptions for 188 yards (15.7 avg.).

- Topped 160 receiving yards for the 4th time in just 8 games with the Dolphins, moving into 2nd place in team history for most 160+ yard games.
- Joined WR Roy Green (1984) as the only two players in NFL history to have 150+ receiving yards in 4 of his team's 1st 8 games of a season.

**AT CHICAGO (11/6):** 7 receptions for 143 yards (20.4 avg.) and 1 TD.

- Caught a 3-yard TD pass from QB Tua Tagovailoa in the 2nd quarter.
- Topped 1,000 receiving yards for the season, becoming the 1st Dolphins player to do so in 9 games.
- It was the 5th 1,000-yard season of his career.

**AT L.A. CHARGERS (12/11):** 4 receptions for 81 yards (20.3 avg.) and 1 TD.

- Caught a 60-yard TD pass from QB Tua Tagovailoa in the 3rd quarter to bring Miami within 3 points.
- Returned an offensive fumble 57 yards for a TD in the 2nd quarter.
- Broke the franchise record for single-season receiving yards (Mark Clayton, 1,389 yards in 1984) with an 11-yard reception in the 1st quarter.
- Also caught his 100th pass of the season in the game, becoming the 3rd player in Dolphins history to record triple-digit receptions in a season.

**VS. GREEN BAY (12/25):** 4 receptions for 103 yards (25.8 avg.).

- Broke the franchise's single-season receptions record with his final catch of the game, a mark that was held by Jarvis Landry (112) since 2017.

## POSTSEASON:

**AFC WILD CARD AT BUFFALO (1/15):** 7 receptions for 69 yards (9.9 avg.); 2 carries for 5 yards (2.5 avg.); 2-point conversion reception.

- Became the 6th player in NFL history to total 50+ receiving yards in at least 9 consecutive postseason games.

## PRO BOWL:

- Selected to the Pro Bowl for the 7th time in his career and his 4th as a starter.
- Became the 2nd WR in NFL history to make the Pro Bowl in each of his 1st 7 seasons (AJ Green).

## HONORS:

- 1st-team All-Pro.
- PFWA All-NFL.
- PFWA All-AFC.
- Recipient of the Dan Marino Team MVP Award.
- No. 15 on the NFL Network Top 100 list.

## 2021 (KANSAS CITY):

- Played in 17 games with 16 starts.
- 111 receptions for 1,239 yards (11.2 avg.) and 9 TDs.
- 9 carries for 96 yards (10.7 avg.).
- His 111 receptions were a Chiefs single-season record.

**VS. CLEVELAND (9/12):** 11 receptions for 197 yards

(17.9 avg.) and 1 TD; 1 carry for 4 yards.

- Caught a 75-yard TD pass from QB Patrick Mahomes to cut Cleveland's lead to 29-27.

**AT PHILADELPHIA (10/3):** 11 receptions for 186 yards (16.9 avg.) and 3 TDs.

- Caught a 6-yard TD pass from QB Patrick Mahomes in the 2nd quarter to give Kansas City a 14-10 lead.
- Caught a 12-yard TD pass from QB Patrick Mahomes in the 4th quarter to give Kansas City a 35-23 lead.
- Caught a 44-yard TD pass from QB Patrick Mahomes to give Kansas City a 42-23 lead in the 4th quarter.

**AT L.A. CHARGERS (12/16):** 12 receptions for 148 yards (12.3 avg.) and 1 TD.

- Caught a 1-yard TD pass from QB Patrick Mahomes to tie the game at 21-21 in the 4th quarter.

#### POSTSEASON:

**AFC WILD CARD VS. PITTSBURGH (1/16):** 5 receptions for 57 yards (11.4 avg.) and 1 TD; 1 punt return for -8 yards.

- Caught a 31-yard TD pass from QB Patrick Mahomes to give Kansas City a 35-7 lead.

**AFC DIVISIONAL VS. BUFFALO (1/23):** 11 receptions for 150 yards (13.6 avg.) and 1 TD; 1 carry for -2 yards; 1 punt return for 45 yards.

- Caught a 64-yard TD pass from QB Patrick Mahomes to give Kansas City a 33-29 lead in the 4th quarter.

**AFC CHAMPIONSHIP VS. CINCINNATI (1/30):** 7 receptions for 78 yards (11.1 avg.) and 1 TD.

- Caught a 10-yard TD pass from QB Patrick Mahomes to give Kansas City a 7-0 lead in the 1st quarter.

#### PRO BOWL:

- Selected to the Pro Bowl for the 6th time in his career and his 3rd as a starter.
- Became the 2nd WR in NFL history to make the Pro Bowl in each of his 1st 6 seasons (AJ Green).

#### HONORS:

- No. 15 on the NFL Network Top 100 list.

### 2020 (KANSAS CITY):

- Started 15 games
- Inactive for 1 game.
- 87 receptions for 1,276 yards (14.7 avg.) and 15 TDs.
- 13 carries for 123 yards (9.5 avg.) and 2 TDs.
- 1 punt return for 0 yards.
- His 15 receiving TDs tied a single-season Chiefs record (Dwayne Bowe, 2010).

**VS. CAROLINA (11/8):** 9 receptions for 113 yards (12.6 avg.) and 2 TDs; 1 carry for 8 yards.

- Caught a 28-yard TD pass from QB Patrick Mahomes in the 4th quarter to give Kansas City a 26-17 lead.
- Caught a 2-yard TD pass from QB Patrick Mahomes to give Kansas City a 33-24 lead in the 4th quarter.

**AT LAS VEGAS (11/22):** 11 receptions for 102 yards (9.3 avg.) and 1 TD; 2 carries for -2 yards (-1.0 avg.).

- Caught a 3-yard TD pass from QB Patrick

Mahomes to tie the game at 7-7 in the 1st quarter.

**AT TAMPA BAY (11/29):** 13 receptions for 269 yards (20.7 avg.) and 3 TDs.

- His 269 receiving yards were the most receiving yards in an NFL game since WR Julio Jones had 300 on Oct. 2, 2016 vs. Carolina, and the 2nd-most in a single game in Chiefs history (Stephone Paige, 309, 12/22/85).
- His 203 receiving yards in the 1st quarter made him the 3rd NFL player since 1980 with at least 200 receiving yards in a single quarter and 2nd-most in a 1st quarter (Lee Evans, 205, 11/19/06).
- Caught a 75-yard TD pass from QB Patrick Mahomes to give Kansas City a 10-0 lead in the 1st quarter.
- Caught a 44-yard TD pass from QB Patrick Mahomes to extend Kansas City's lead to 17-0 in the 1st quarter.
- Caught a 20-yard TD pass from QB Patrick Mahomes in the 3rd quarter to give Kansas City a 27-10 lead.

#### POSTSEASON:

**AFC DIVISIONAL VS. CLEVELAND (1/17):** 8 receptions for 110 yards (13.8 avg.); 3 carries for 9 yards (3.0 avg.).

**AFC CHAMPIONSHIP VS. BUFFALO (1/24):** 9 receptions for 172 yards (19.1 avg.).

**SUPER BOWL LV VS. TAMPA BAY (2/7):** 7 receptions for 73 yards (10.4 avg.); 1 carry for 5 yards; 1 punt return for 0 yards.

#### PRO BOWL:

- Selected to the Pro Bowl for the 5th time in his career and his 2nd as a starter.

#### HONORS:

- 1st-team All-Pro.
- AFC Offensive Player of the Week (at Tampa Bay, 11/29).
- PFWA All-AFC.
- No. 22 on the NFL Network Top 100 list.

### 2019 (KANSAS CITY):

- Started 12 games.
- Inactive for 4 games.
- 58 receptions for 860 yards (14.8 avg.) and 7 TDs.
- 8 carries for 23 yards (2.9 avg.).
- 1 punt return for 0 yards.

**VS. HOUSTON (10/13):** 5 receptions for 80 yards (16.0 avg.) and 2 TDs.

- Caught a 46-yard TD pass from QB Patrick Mahomes to give Kansas City a 7-0 lead in the 1st quarter.
- Caught a 6-yard pass from QB Patrick Mahomes in the 3rd quarter to give Kansas City a 24-23 lead.

**VS. MINNESOTA (11/3):** 6 receptions for 140 yards (23.3 avg.) and 1 TD; 1 carry for 5 yards.

- Caught a 40-yard TD pass from QB Patrick Mahomes in the 1st quarter to give Kansas City a 7-0 lead.

**AT TENNESSEE (11/10):** 11 receptions for 157 yards (14.3 avg.) and 1 TD; 1 carry for 3 yards.

- Caught an 11-yard TD pass from QB Patrick Mahomes to give Kansas City a 20-13 lead in the 3rd quarter.

**VS. DENVER (12/15):** 5 receptions for 67 yards (13.4



- avg.) and 2 TDs; 1 carry for 1 yard.
- Caught a 41-yard TD pass from QB Patrick Mahomes to give Kansas City a 7-0 lead in the 1st quarter.
- Caught a 5-yard TD pass from QB Patrick Mahomes in the 3rd quarter to give Kansas City a 22-3 lead.

#### POSTSEASON:

**AFC DIVISIONAL VS. HOUSTON (1/12):** 3 receptions for 41 yards (13.7 avg.); 1 carry for 4 yards; 1 punt return for 0 yards.

**AFC CHAMPIONSHIP VS. TENNESSEE (1/19):** 5 receptions for 67 yards (13.4 avg.) and 2 TDs; 1 carry for 7 yards; 1 kickoff return for 19 yards.

- Caught an 8-yard TD pass from QB Patrick Mahomes to cut Tennessee's lead to 10-7 in the 1st quarter.
- Caught a 20-yard TD pass from QB Patrick Mahomes to cut Tennessee's lead to 17-14 in the 2nd quarter.

**SUPER BOWL LIV VS. SAN FRANCISCO (2/2):** 9 receptions for 105 yards (11.7 avg.).

#### PRO BOWL:

- Selected to the Pro Bowl for the 4th time in his career.

#### HONORS:

- No. 19 on the NFL Network Top 100 list.

### 2018 (KANSAS CITY):

- Started all 16 games.
- 87 receptions for 1,479 yards (17.0 avg.) and 12 TDs.
- 22 carries for 151 yards (6.9 avg.) and 1 TD.
- 20 punt returns for 213 yards (10.7 avg.) and 1 TD.
- His 1,479 receiving yards were a Chiefs single-season record.
- His 12 receiving TDs were tied for 2nd-most in a single season in Chiefs history at the time.

**AT L.A. CHARGERS (9/9):** 7 receptions for 169 yards (24.1 avg.) and 2 TDs; 2 carries for 4 yards (2.0 avg.); 2 punt returns for 95 yards (47.5 avg.) and 1 TD.

- Returned a punt 91 yards for a TD in the 1st quarter to give Kansas City a 7-0 lead.
- Caught a 58-yard TD pass from QB Patrick Mahomes in the 1st quarter to give Kansas City a 14-3 lead.
- Caught a 1-yard TD pass from QB Patrick Mahomes to give Kansas City a 38-20 lead in the 4th quarter.

**AT NEW ENGLAND (10/14):** 7 receptions for 142 yards (20.3 avg.) and 3 TDs.

- Caught a 14-yard TD pass from QB Patrick Mahomes in the 3rd quarter to cut New England's lead to 27-15.
- Scored on a 1-yard TD pass from QB Patrick Mahomes to give Kansas City a 33-30 advantage.
- Caught a 75-yard TD pass from QB Patrick Mahomes to tie the game at 40-40 in the 4th quarter.

**VS. ARIZONA (11/11):** 7 receptions for 117 yards (16.7 avg.) and 2 TDs; 1 carry for 20 yards; 2 punt returns for 0 yards (0.0 avg.).

- Caught a 37-yard TD pass from QB Patrick Mahomes on Kansas City's opening possession.

- Caught a 14-yard TD pass from QB Patrick Mahomes to give Kansas City a 20-7 lead in the 2nd quarter.

#### POSTSEASON:

**AFC DIVISIONAL VS. INDIANAPOLIS (1/12):** 8 receptions for 72 yards (9.0 avg.); 1 carry for 36 yards and 1 TD; 5 punt returns for 6 yards (1.2 avg.).

- Scored on a 36-yard TD run to give Kansas City a 14-0 lead in the 1st quarter.

**AFC CHAMPIONSHIP VS. NEW ENGLAND (1/20):** 1 reception for 42 yards; 1 punt return for -11 yards.

#### PRO BOWL:

- Selected to start in the Pro Bowl for the 1st time in his career and his 3rd overall Pro Bowl selection.

#### HONORS:

- 1st-team All-Pro.
- No. 40 on the NFL Network Top 100 list.

### 2017 (KANSAS CITY):

- Played in 15 games with 13 starts.
- Inactive for 1 game.
- 75 receptions for 1,183 yards (15.8 avg.) and 7 TDs.
- 17 carries for 59 yards (3.5 avg.).
- 25 punt returns for 204 yards (8.2 avg.) and 1 TD.

**AT NEW ENGLAND (9/7):** 7 receptions for 133 yards (19.0 avg.) and 1 TD; 2 carries for 5 yards (2.5 avg.); 2 punt returns for 7 yards (3.5 avg.).

- Caught a 75-yard TD pass from QB Alex Smith in the 3rd quarter to give Kansas City a 21-17 lead.

**AT HOUSTON (10/8):** 4 receptions for 68 yards (17.0 avg.); 2 punt returns for 75 yards (37.5 avg.) and 1 TD.

- Scored on an 82-yard punt return to give Kansas City a 39-20 lead in the 4th quarter.

**AT OAKLAND (10/19):** 6 receptions for 125 yards (20.8 avg.) and 1 TD; 2 carries for 7 yards (3.5 avg.); 2 punt returns for 13 yards (6.5 avg.).

- Caught a 64-yard TD pass from QB Alex Smith to give Kansas City a 17-14 lead in the 2nd quarter.

**AT N.Y. JETS (12/3):** 6 receptions for 185 yards (30.8 avg.) and 2 TDs; 1 punt return for 24 yards.

- Caught a 79-yard TD pass from QB Alex Smith to tie the game at 24-24 in the 3rd quarter.
- Caught a 40-yard TD pass from QB Alex Smith to give Kansas City a 31-30 lead in the 4th quarter.

#### POSTSEASON:

**AFC WILD CARD VS. TENNESSEE (1/6):** 7 receptions for 87 yards (12.4 avg.); 1 carry for 14 yards; 1 kickoff return for 17 yards; 2 punt returns for 8 yards (4.0 avg.).

#### PRO BOWL:

- Selected to the Pro Bowl as a return specialist for the 2nd time in his career.

#### HONORS:

- No. 36 on the NFL Network Top 100 list.

### 2016 (KANSAS CITY):

- Played in all 16 games with 1 start.
- 61 receptions for 593 yards (9.7 avg.) and 6 TDs.
- 24 carries for 267 yards (11.1 avg.) and 3 TDs.
- 14 kickoff returns for 384 yards (27.4 avg.) and 1 TD.

- 39 punt returns for 592 yards (15.2 avg.) and 2 TDs.

**VS. SAN DIEGO (9/11):** 1 reception for 9 yards and 1 TD; 3 punt returns for 35 yards (11.7 avg.).

- Caught a 9-yard TD pass from QB Alex Smith in the 3rd quarter.
- It was his first NFL reception and TD.
- Made his NFL debut.

**AT DENVER (11/27):** 9 receptions for 52 yards (5.8 avg.) and 1 TD; 1 carry for 3 yards and 1 TD; 1 kickoff return for 86 yards and 1 TD; 2 punt returns for 28 yards (14.0 avg.).

- Returned a kickoff 86 yards for a TD to give Kansas City a 9-0 lead in the 2nd quarter.
- Scored on a 3-yard TD run in the 3rd quarter to give Kansas City a 16-10 lead.
- Caught a 2-yard TD pass from QB Alex Smith to tie the game at 24-24 with 15 seconds left in the 4th quarter.
- He became the first player to record a rushing touchdown, receiving touchdown and a kick return touchdown in a single game since Chicago's Gale Sayers did so against Minnesota on Oct. 17, 1965.

**VS. OAKLAND (12/8):** 6 receptions for 66 yards (11.0 avg.) and 1 TD; 1 carry for 2 yards; 1 kickoff return for 25 yards; 6 punt returns for 99 yards (16.5 avg.) and 1 TD.

- Caught a 36-yard TD pass from QB Alex Smith in the 2nd quarter to give Kansas City a 7-3 lead.
- Returned a punt for a 78-yard TD to give Kansas City a 21-3 lead in the 2nd quarter.

**AT SAN DIEGO (1/1):** 5 receptions for 46 yards (9.2 avg.); 3 carries for 15 yards (5.0 avg.); 1 punt return for 95 yards and 1 TD.

- Returned a punt 95 yards for a TD to give Kansas City a 34-17 lead in the 3rd quarter.

#### POSTSEASON:

**AFC DIVISIONAL VS. PITTSBURGH (1/15):** 4 receptions for 27 yards (6.8 avg.); 3 carries for 18 yards (6.0 avg.); 4 kickoff returns for 72 yards (18.0 avg.).

#### PRO BOWL:

- Selected to the Pro Bowl as a return specialist for the 1st time in his career.

#### HONORS:

- 1st-team All-Pro.
- PFWA All-NFL.
- PFWA All-AFC.
- PFWA All-Rookie.
- Pepsi NFL Rookie of the Week (at San Diego, 1/1).
- AFC Special Teams Player of the Week (at San Diego, 1/1).
- AFC Special Teams Player of the Month (December)
- AFC Special Teams Player of the Week (vs. Oakland, 12/8).

- AFC Offensive Player of the Week (at Denver, 11/27).

## BEFORE THE NFL

### COLLEGE (WEST ALABAMA):

- 1-year starter (2015).
- Transferred to West Alabama from Oklahoma State following his junior season (2014).
- Transferred to Oklahoma State from Garden City Community College following his sophomore season (2013).

**CAREER (AT WEST ALABAMA):** Played in 11 games; 27 receptions for 444 yards (16.4 avg.) and 3 TDs; 25 carries for 237 yards (9.5 avg.) and 1 TD; 20 kickoff returns for 487 yards (24.4 avg.) and 2 TDs.; 20 punt returns for 257 yards (12.9 avg.) and 2 TDs.

**SENIOR (2015 AT WEST ALABAMA):** Played in 11 games; 27 receptions for 444 yards (16.4 avg.) and 3 TDs; 25 carries for 237 yards (9.5 avg.) and 1 TD; 20 kickoff returns for 487 yards (24.4 avg.) and 2 TDs.; 20 punt returns for 257 yards (12.9 avg.) and 2 TDs.

**JUNIOR (2014 AT OKLAHOMA STATE):** Played in 12 games; 31 receptions for 281 yards (9.1 avg.) and 1 TD; 102 carries for 534 yards (5.2 avg.) and 1 TD; 30 kickoff returns for 740 yards (24.7 avg.) and 2 TDs; 27 punt returns for 256 yards (9.5 avg.) and 1 TD.

- Big-12 Newcomer of the Year.
- 2nd-team All-Big 12 returner.
- Also competed in track and field and was an Indoor All-American in the 200-meter dash.

**SOPHOMORE (2013 AT GARDEN CITY):** 32 receptions for 532 yards (16.6 avg.) and 6 TDs; 101 carries for 659 yards (6.5 avg.) and 5 TDs.

- Also competed in track and field.

**TRUE FRESHMAN (2012 AT GARDEN CITY):** 34 receptions for 661 yards (19.4 avg.) and 5 TDs; 59 carries for 295 yards (5.0 avg.) and 2 TDs.

### HIGH SCHOOL (COFFEE HS – DOUGLAS, GA.)

- Also competed in track and field and was a state champion sprinter and long jumper.

## OFF THE FIELD

### COMMUNITY:

- Established the Tyreek Hill Family Foundation to empower at-risk youth through education and wellness initiatives including scholarships, mentorship programs and football events.

### 2022:

- Hosted his 2nd annual Tyreek Hill Family Foundation Gala to support mental health by benefitting the Intensive Outpatient Program (IOP) at Nicklaus Children's Hospital in Miami.

## TYREEK HILL'S NFL REGULAR SEASON STATS

YEAR	TEAM	RECEIVING						RUSHING					
		GP	GS	REC	YDS	AVG	LG	TD	ATT	YDS	AVG	LG	TD
2016	KANSAS CITY	16	1	61	593	9.7	49	6	24	267	11.1	70t	3
2017	KANSAS CITY	15	13	75	1183	15.8	79t	7	17	59	3.5	16	0
2018	KANSAS CITY	16	16	87	1479	17.0	75t	12	22	151	6.9	33	1
2019	KANSAS CITY	12	12	58	860	14.8	57t	7	8	23	2.9	5	0
2020	KANSAS CITY	15	15	87	1276	14.7	75t	15	13	123	9.5	32t	2
2021	KANSAS CITY	17	16	111	1239	11.2	75t	9	9	96	10.7	33	0
2022	MIAMI	17	17	119	1710	14.4	64	7	7	32	4.6	10	1
NFL TOTALS		108	90	598	8340	13.9	79t	63	100	751	7.5	70t	7

## TYREEK HILL'S NFL REGULAR SEASON RETURNING STATS

YEAR	TEAM	KICKOFF RETURN					PUNT RETURN					
		KR	YDS	AVG	LG	TD	PR	FC	YDS	AVG	LG	TD
2016	KANSAS CITY	14	384	27.4	86t	1	39	8	592	15.2	95t	2
2017	KANSAS CITY	0	0	0.0	-	0	25	9	204	8.2	82t	1
2018	KANSAS CITY	0	0	0.0	-	0	20	3	213	10.7	91t	1
2019	KANSAS CITY	0	0	0.0	-	0	1	0	0	0.0	0	0
2020	KANSAS CITY	0	0	0.0	-	0	1	1	0	0.0	0	0
2021	KANSAS CITY	0	0	0.0	-	0	0	0	0	0.0	-	0
2022	MIAMI	0	0	0.0	-	0	2	2	-4	-2.0	-2	0
NFL TOTALS		14	384	27.4	86t	1	88	23	1005	11.4	95t	4

## TYREEK HILL'S NFL PLAYOFF STATS

YEAR	TEAM	RECEIVING						RUSHING					
		GP	GS	REC	YDS	AVG	LG	TD	ATT	YDS	AVG	LG	TD
2016	KANSAS CITY	1	0	4	27	6.8	9	0	3	18	6.0	8	0
2017	KANSAS CITY	1	1	7	87	12.4	45	0	1	14	14.0	14	0
2018	KANSAS CITY	2	2	9	114	12.7	42	0	1	36	36.0	36t	1
2019	KANSAS CITY	3	3	17	213	12.5	44	2	2	11	5.5	7	0
2020	KANSAS CITY	3	3	24	355	14.8	71	0	4	14	3.5	5	0
2021	KANSAS CITY	3	3	23	285	12.4	64t	3	1	-2	-2.0	-2	0
2022	MIAMI	1	1	7	69	9.9	19	0	2	5	2.5	8	0
PLAYOFF TOTALS		14	13	91	1150	12.6	71	5	14	96	6.9	36t	1

## TYREEK HILL'S NFL PLAYOFF RETURNING STATS

YEAR	TEAM	KICKOFF RETURN					PUNT RETURN					
		KR	YDS	AVG	LG	TD	PR	FC	YDS	AVG	LG	TD
2016	KANSAS CITY	4	72	18.0	21	0	0	0	0	0.0	-	0
2017	KANSAS CITY	1	17	17.0	17	0	2	0	8	4.0	8	0
2018	KANSAS CITY	0	0	0.0	-	0	6	2	-5	-0.8	4	0
2019	KANSAS CITY	1	19	19.0	19	0	1	1	0	0.0	0	0
2020	KANSAS CITY	0	0	0.0	-	0	1	0	0	0.0	0	0
2021	KANSAS CITY	0	0	0.0	-	0	2	0	37	18.5	45	0
2022	MIAMI	0	0	0.0	-	0	0	0	0	0.0	-	0
NFL TOTALS		6	108	18.0	21	0	12	3	40	3.3	45	0

### ADDITIONAL STATS

**Special Teams Tackles:** (Kansas City) 6 in 2016.  
**Miscellaneous Tackles:** (Kansas City) 1 in 2016, 1 in 2017, 1 in 2018, 1 in 2019, 1 in 2020, 2 in 2021, (Miami) 3 in 2022 for total of 10 (P-3).  
**Miscellaneous Fumble Recoveries:** (Kansas City) 2 in 2016, 2 in 2017, 2 in 2018, 1 in 2021, (Miami) 1 in 2022 for total of 8.  
**Miscellaneous Touchdowns:** (Miami) 57-yard fumble return at L.A. Chargers (12/11/22).  
**2-Point Conversions:** (P-1).

### SINGLE-GAME CAREER HIGHS

**Receptions:** 13 at Tampa Bay, 11/29/20  
**Receiving Yards:** 269 at Tampa Bay, 11/29/20  
**Longest Reception:** 79t at N.Y. Jets, 12/13/17  
**Receiving TDs:** 3 3 times, last: at Philadelphia, 10/3/21  
**Rushes:** 6 vs. Denver, 12/25/16  
**Rushing Yards:** 95 vs. Denver, 12/25/16  
**Longest Rush:** 70t vs. Denver, 12/25/16  
**Rushing TDs:** 1 7 times, last: at Miami, 12/13/20  
**Kickoff Returns:** 4 vs. Pittsburgh, 1/15/17\*  
**Kickoff Return Yards:** 86 at Denver, 11/27/16  
**Longest Kickoff Return:** 86t vs. Denver, 12/25/16  
**Kickoff Return TDs:** 1 vs. Denver, 12/25/16  
**Punt Returns:** 6 vs. Oakland, 12/8/16  
**Punt Return Yards:** 99 vs. Oakland, 12/8/16  
**Longest Punt Return:** 95t at San Diego, 1/1/17  
**Punt Return TDs:** 1 4 times, last: at L.A. Chargers, 9/9/18

\* AFC Divisional game

## 100-YARD RECEIVING GAMES (29)

DATE	OPPONENT	REC	YDS	AVG	LG	TD
9/7/17	at New England	7	133	19.0	75t	1
10/19/17	at Oakland	6	125	20.8	64t	1
12/3/17	at N.Y. Jets	6	185	30.8	79t	2
12/24/17	MIAMI	6	109	18.2	52	0
9/9/18	at L.A. Chargers	7	169	24.1	58t	2
10/14/18	at New England	7	142	20.3	75t	3
11/11/18	ARIZONA	7	117	16.7	38	2
11/19/18	at L.A. Rams	10	215	21.5	73t	2
12/9/18	BALTIMORE	8	139	17.4	48	0
12/30/18	OAKLAND	5	101	20.2	67t	1
11/3/19	MINNESOTA	6	140	23.3	41	1
11/10/19	at Tennessee	11	157	14.3	39	1
2/2/20	SAN FRANCISCO*	9	105	11.7	44	0
11/8/20	CAROLINA	9	113	12.6	28t	2
11/22/20	at Las Vegas	11	102	9.3	15	1
11/29/20	at Tampa Bay	13	269	20.7	75t	3
1/17/21	CLEVELAND***	8	110	13.8	26	0
1/24/21	BUFFALO**	9	172	19.1	71	0
9/12/21	CLEVELAND	11	197	17.9	75t	1
10/3/21	at Philadelphia	11	186	16.9	44t	3
12/16/21	at L.A. Chargers	12	148	12.3	40	1
1/23/22	BUFFALO***	11	150	13.6	64t	1
9/18/22	at Baltimore	11	190	17.3	60	2
9/29/22	at Cincinnati	10	160	16.0	64	0
10/16/22	MINNESOTA	12	177	14.8	28	0
10/30/22	at Detroit	12	188	15.7	42	0
11/6/22	at Chicago	7	143	20.4	39	1
12/4/22	at San Francisco	9	146	16.2	45t	1
12/25/22	GREEN BAY	4	103	25.8	52	0

\* Super Bowl LIV

\*\* AFC Championship

\*\*\* AFC Divisional game

## 2016 GAME-BY-GAME STATS (KANSAS CITY)

DATE	OPPONENT	P/S	REC	YDS	AVG	LG	TD
09/11	SAN DIEGO	1/0	1	9	9.0	9t	1
09/18	at Houston	1/0	2	8	4.0	5	0
09/25	N.Y. JETS	1/0	3	26	8.7	13	0
10/02	at Pittsburgh	1/0	5	24	4.8	10t	1
10/16	at Oakland	1/0	2	20	10.0	12	0
10/23	NEW ORLEANS	1/0	1	38	38.0	38t	1
10/30	at Indianapolis	1/0	5	98	19.6	49	1
11/06	JACKSONVILLE	1/0	3	11	3.7	5	0
11/13	at Carolina	1/0	10	89	8.9	27	0
11/20	TAMPA BAY	1/0	4	53	13.3	42	0
11/27	at Denver	1/0	9	52	5.8	11	1
12/04	at Atlanta	1/1	5	53	10.6	25	0
12/08	OAKLAND	1/0	6	66	11.0	36t	1
12/18	TENNESSEE	1/0	0	0	0.0	-	0
12/25	DENVER	1/0	0	0	0.0	-	0
01/01	at San Diego	1/0	5	46	9.2	20	0
<b>2016 TOTALS</b>		<b>16/1</b>	<b>61</b>	<b>593</b>	<b>9.7</b>	<b>9t</b>	<b>6</b>

DATE	OPPONENT	P/S	REC	YDS	AVG	LG	TD
01/15	PITTSBURGH*	1/0	4	27	6.8	9	0

\* AFC Divisional game

## 2017 GAME-BY-GAME STATS (KANSAS CITY)

DATE	OPPONENT	P/S	REC	YDS	AVG	LG	TD
09/07	at New England	1/0	7	133	19.0	75t	1
09/17	PHILADELPHIA	1/1	4	43	10.8	18	0
09/24	at L.A. Chargers	1/1	5	77	15.4	30t	1
10/02	WASHINGTON	1/1	5	35	7.0	12	0
10/08	at Houston	1/1	4	68	17.0	38	0
10/15	PITTSBURGH	1/1	5	34	6.8	10	0
10/19	at Oakland	1/0	6	125	20.8	64t	1
10/30	DENVER	1/1	2	38	19.0	25	0
11/05	at Dallas	1/1	2	64	32.0	56t	1
11/19	at N.Y. Giants	1/1	7	68	9.7	38	0
11/26	BUFFALO	1/1	7	41	5.9	11	0
12/03	at N.Y. Jets	1/1	6	185	30.8	79t	2
12/10	OAKLAND	1/1	4	75	18.8	44	0
12/16	L.A. CHARGERS	1/1	5	88	17.6	64t	1
12/24	MIAMI	1/1	6	109	18.2	52	0
12/31	at Denver					INACTIVE	
<b>2017 TOTALS</b>		<b>15/13</b>	<b>75</b>	<b>1183</b>	<b>15.8</b>	<b>79t</b>	<b>7</b>

DATE	OPPONENT	P/S	REC	YDS	AVG	LG	TD
01/06	TENNESSEE*	1/1	7	87	12.4	45	0

\* AFC Wild Card game

## 2018 GAME-BY-GAME STATS (KANSAS CITY)

DATE	OPPONENT	P/S	REC	YDS	AVG	LG	TD
09/09	at L.A. Chargers	1/1	7	169	24.1	58t	2
09/16	at Pittsburgh	1/1	5	90	18.0	36	1
09/23	SAN FRANCISCO	1/1	2	51	25.5	42	0
10/01	at Denver	1/1	9	54	6.0	15	0
10/07	JACKSONVILLE	1/1	4	61	15.3	36	0
10/14	at New England	1/1	7	142	20.3	75t	3
10/21	CINCINNATI	1/1	7	68	9.7	27	1
10/28	DENVER	1/1	3	70	23.3	40	0
11/04	at Cleveland	1/1	4	69	17.3	40	0
11/11	ARIZONA	1/1	7	117	16.7	38	2
11/19	at L.A. Rams	1/1	10	215	21.5	73t	2
12/02	at Oakland	1/1	1	13	13.0	13	0
12/09	BALTIMORE	1/1	8	139	17.4	48	0
12/13	L.A. CHARGERS	1/1	4	46	11.5	33	0
12/23	at Seattle	1/1	4	74	18.5	32	0
12/30	OAKLAND	1/1	5	101	20.2	67t	1
<b>2018 TOTALS</b>		<b>16/16</b>	<b>87</b>	<b>1479</b>	<b>17.0</b>	<b>75t</b>	<b>12</b>

DATE	OPPONENT	P/S	REC	YDS	AVG	LG	TD
01/12	INDIANAPOLIS*	1/1	8	72	9.0	17	0
01/20	NEWENGLAND**	1/1	1	42	42.0	42	0
<b>PLAYOFF TOTALS</b>		<b>2/2</b>	<b>9</b>	<b>114</b>	<b>12.7</b>	<b>42</b>	<b>0</b>

\* AFC Divisional game

\*\* AFC Championship

## 2019 GAME-BY-GAME STATS (KANSAS CITY)

DATE	OPPONENT	P/S	REC	YDS	AVG	LG	TD
09/08	at Jacksonville	1/1	2	16	8.0	8	0
09/15	at Oakland						INACTIVE
09/22	BALTIMORE						INACTIVE
09/29	at Detroit						INACTIVE
10/06	INDIANAPOLIS						INACTIVE
10/13	HOUSTON	1/1	5	80	16.0	46t	2
10/17	at Denver	1/1	3	74	24.7	57t	1
10/27	GREEN BAY	1/1	6	76	12.7	21	0
11/03	MINNESOTA	1/1	6	140	23.3	41	1
11/10	at Tennessee	1/1	11	157	14.3	39	1
11/18	at L.A. Chargers	1/1	0	0	0.0	-	0
12/01	OAKLAND	1/1	5	55	11.0	17	0
12/08	at New England	1/1	6	62	10.3	21	0
12/15	DENVER	1/1	5	67	13.4	41t	2
12/22	at Chicago	1/1	5	72	14.4	19	0
12/29	L.A. CHARGERS	1/1	4	61	15.3	47	0
<b>2019 TOTALS</b>		<b>12/12</b>	<b>58</b>	<b>860</b>	<b>14.8</b>	<b>57t</b>	<b>7</b>

DATE	OPPONENT	P/S	REC	YDS	AVG	LG	TD
01/12	HOUSTON*	1/1	3	41	13.7	20	0
01/19	TENNESSEE**	1/1	5	67	13.4	26	2
02/02	SAN FRANCISCO***	1/1	9	105	11.7	44	0
<b>PLAYOFF TOTALS</b>		<b>3/3</b>	<b>17</b>	<b>213</b>	<b>12.5</b>	<b>44</b>	<b>2</b>

\* AFC Divisional game  
 \*\* AFC Championship  
 \*\*\* Super Bowl LIV

## 2020 GAME-BY-GAME STATS (KANSAS CITY)

DATE	OPPONENT	P/S	REC	YDS	AVG	LG	TD
09/10	HOUSTON	1/1	5	46	9.2	15	1
09/20	at L.A. Chargers	1/1	5	99	19.8	54t	1
09/28	at Baltimore	1/1	5	77	15.4	33	1
10/05	NEW ENGLAND	1/1	4	64	16.0	22	1
10/11	LAS VEGAS	1/1	3	78	26.0	37	0
10/19	at Buffalo	1/1	3	20	6.7	8	0
10/25	at Denver	1/1	6	55	9.2	15	1
11/01	N.Y. JETS	1/1	4	98	24.5	41t	2
11/08	CAROLINA	1/1	9	113	12.6	28t	2
11/22	at Las Vegas	1/1	11	102	9.3	15	1
11/29	at Tampa Bay	1/1	13	269	20.7	75t	3
12/06	DENVER	1/1	6	58	9.7	30	0
12/13	at Miami	1/1	3	79	26.3	44t	1
12/20	at New Orleans	1/1	6	53	8.8	19	1
12/27	ATLANTA	1/1	4	65	16.3	31	0
01/03	L.A. CHARGERS						INACTIVE
<b>2020 TOTALS</b>		<b>15/15</b>	<b>87</b>	<b>1276</b>	<b>14.7</b>	<b>75t</b>	<b>15</b>

DATE	OPPONENT	P/S	REC	YDS	AVG	LG	TD
01/17	CLEVELAND*	1/1	8	110	13.8	26	0
01/24	BUFFALO**	1/1	9	172	19.1	71	0
02/07	at Tampa Bay***	1/1	7	73	10.4	23	0
<b>PLAYOFF TOTALS</b>		<b>3/3</b>	<b>24</b>	<b>355</b>	<b>14.8</b>	<b>71</b>	<b>0</b>

\* AFC Divisional game  
 \*\* AFC Championship  
 \*\*\* Super Bowl LV

## 2021 GAME-BY-GAME STATS (KANSAS CITY)

DATE	OPPONENT	P/S	REC	YDS	AVG	LG	TD
09/12	CLEVELAND	1/1	11	197	17.9	75t	1
09/19	at Baltimore	1/1	3	14	4.7	7	0
09/26	L.A. CHARGERS	1/1	5	56	11.2	18	0
10/03	at Philadelphia	1/1	11	186	16.9	44t	3
10/10	BUFFALO	1/1	7	63	9.0	17	0
10/17	at Washington	1/1	9	76	8.4	19	1
10/24	at Tennessee	1/1	6	49	8.2	17	0
11/01	N.Y. GIANTS	1/1	12	94	7.8	15	1
11/07	GREEN BAY	1/1	4	37	9.3	13	0
11/14	at Las Vegas	1/1	7	83	11.9	32	2
11/21	DALLAS	1/1	9	77	8.6	23	0
12/05	DENVER	1/1	2	22	11.0	13	0
12/12	LAS VEGAS	1/1	4	76	19.0	38	0
12/16	at L.A. Chargers	1/1	12	148	12.3	40	1
12/26	PITTSBURGH	1/1	2	19	9.5	10	0
01/02	at Cincinnati	1/1	6	40	6.7	17	0
01/08	at Denver	1/0	1	2	2.0	2	0
<b>2021 TOTALS</b>		<b>17/16</b>	<b>111</b>	<b>1239</b>	<b>11.2</b>	<b>75t</b>	<b>9</b>

DATE	OPPONENT	P/S	REC	YDS	AVG	LG	TD
01/16	PITTSBURGH*	1/1	5	57	11.4	31t	1
01/23	BUFFALO**	1/1	11	150	13.6	64t	1
01/30	CINCINNATI***	1/1	7	78	11.1	33	1
<b>PLAYOFF TOTALS</b>		<b>3/3</b>	<b>23</b>	<b>285</b>	<b>12.4</b>	<b>64t</b>	<b>3</b>

\* AFC Wild Card game  
 \*\* AFC Divisional game  
 \*\*\* AFC Championship

## 2022 GAME-BY-GAME STATS (MIAMI)


DATE	OPPONENT	P/S	REC	YDS	AVG	LG	TD
09/11	NEW ENGLAND	1/1	8	94	11.8	26	0
09/18	at Baltimore	1/1	11	190	17.3	60t	2
09/25	BUFFALO	1/1	2	33	16.5	22	0
09/29	at Cincinnati	1/1	10	160	16.0	64	0
10/09	at N.Y. Jets	1/1	7	47	6.7	13	0
10/16	MINNESOTA	1/1	12	177	14.8	28	0
10/23	PITTSBURGH	1/1	7	72	10.3	21	0
10/30	at Detroit	1/1	12	188	15.7	42	0
11/06	at Chicago	1/1	7	143	20.4	39	1
11/13	CLEVELAND	1/1	5	44	8.8	20	1
11/27	HOUSTON	1/1	6	85	14.2	29	0
12/04	at San Francisco	1/1	9	146	16.2	45t	1
12/11	at L.A. Chargers	1/1	4	81	20.3	60t	1
12/17	at Buffalo	1/1	9	69	7.7	20t	1
12/25	GREEN BAY	1/1	4	103	25.8	52	0
01/01	at New England	1/1	4	55	13.8	19	0
01/08	N.Y. JETS	1/1	2	23	11.5	15	0
<b>2022 TOTALS</b>		<b>17/17</b>	<b>119</b>	<b>1710</b>	<b>14.4</b>	<b>64</b>	<b>7</b>

DATE	OPPONENT	P/S	ATT	YDS	AVG	LG	TD
01/15	at Buffalo*	1/1	7	69	9.9	19	0

\* AFC Wild Card game

## THREE DOLPHINS NAMED PRO BOWL MVP

Three Dolphins have been named Most Valuable Player in the Pro Bowl. The first to do it was kicker Garo Yepremian, who accomplished the feat in the 1974 game, when he kicked five field goals, including a 42-yarder with 21 seconds remaining, lifting the AFC to a 15-13 victory over the NFC. Almost 30 years later, running back Ricky Williams duplicated the achievement, when he rushed for 56 yards and two touchdowns, and forced a fumble on special teams, en route to the AFC's 45-20 triumph in the 2003 contest, following the 2002 season. The most recent Dolphins player named Pro Bowl MVP was wide receiver Brandon Marshall, as he caught six passes for 176 yards and a Pro Bowl-record four touchdowns as the AFC used a second-half surge to beat the NFC, 59-41, in the 2012 Pro Bowl.



# 8

## JEVON HOLLAND

SAFETY // 6-1 // 210 // OREGON '21

ACQUIRED: D2A, '21

HOMETOWN: COQUITLAM, CANADA // BORN: 3/3/00

NFL: THIRD SEASON // DOLPHINS: THIRD SEASON



2022

### NFL CAREER

#### TRANSACTIONS:

- 2nd-round pick (36th overall) by Miami in the 2021 NFL Draft.

#### CAREER HONORS:

- 2021 PFWA All-Rookie Team
- NFL Way to Play Award (vs. Atlanta, 10/24/21)

#### CAREER HIGHLIGHTS:

- Played in 33 career games with 30 starts.
- 161 tackles (123 solo), 4.0 sacks, 4 interceptions, 17 passes defended, 1 forced fumble and 3 fumble recoveries.
- 12 punt returns for 92 yards (7.7 avg.).
- 2 miscellaneous fumble recoveries.
- 4 special teams tackles (2 solo).
- Started 1 postseason game.
- Served as a team captain in 2022.

#### 2022 (MIAMI):

- Started all 17 games.
- 93 tackles (76 solo), 1.5 sacks, 2 interceptions, 7 passes defended and 1 forced fumble.
- 3 special teams tackles (1 solo).
- Served as a team captain.

**VS. NEW ENGLAND (9/11):** 3 solo tackles, 1 interception and 1 pass defended.

- Intercepted QB Mac Jones on the first defensive possession of the season after the pass was deflected by CB Xavier Howard.

**VS. BUFFALO (9/25):** 10 tackles (9 solo), 1.5 sacks, 2 passes defended and 1 forced fumble.

- Strip-sacked QB Josh Allen in the 1st quarter, which was recovered by LB Melvin Ingram.
- Split a sack with LB Jerome Baker on QB Josh Allen in the 4th quarter.

**VS. PITTSBURGH (9/23):** 5 tackles (4 solo), 1 interception and 1 pass defended.

- Intercepted QB Kenny Pickett on a 3rd-and-16 play with 3:06 remaining in the game, returning it 33 yards.

#### POSTSEASON:

**AFC WILD CARD AT BUFFALO (1/15):** 9 tackles (8 solo), 1 interception and 2 passes defended; 1 solo special teams tackle.

- Intercepted QB Josh Allen in the 2nd quarter and returned it 29 yards to set up a Dolphins TD to tie the game just before halftime.

#### 2021 (MIAMI):

- Played in 16 games with 13 starts.
- Inactive for 1 game.
- 68 tackles (47 solo), 2.5 sacks, 2 interceptions, 10 passes defended and 3 fumble recoveries.
- 12 punt returns for 92 yards (7.7 avg.).
- 1 solo special teams tackle.
- 2 miscellaneous fumble recoveries.

**AT NEW ENGLAND (9/12):** 2 solo tackles.

- Made his NFL debut.

**VS. HOUSTON (11/7):** 2 tackles (1 solo), 1 interception and 1 pass defended; 3 punt returns for 31 yards (10.3 avg.).

- Intercepted QB Tyrod Taylor on 3rd-and-1 in the 1st quarter.
- It was his 1st career interception.

**VS. BALTIMORE (11/11):** 5 tackles (4 solo), 1.0 sack and 2 passes defended; 1 punt return for 4 yards.

- Sacked QB Lamar Jackson on 3rd-and-9 in the 3rd quarter.

**VS. CAROLINA (11/28):** 1 assisted tackle, 1 pass defended and 1 interception; 2 punt returns for 19 yards (9.5 avg.).

- Intercepted QB Cam Newton on 3rd-and-5 in the 2nd quarter.

#### HONORS:

- PFWA All-Rookie Team
- NFL Way to Play Award (vs. Atlanta, 10/24)

### BEFORE THE NFL

#### COLLEGE (OREGON):

- 2-year letterman (2018-19) and 1-year starter.

**CAREER:** Played in 27 games with 16 starts; 110 tackles (72 solo), 9 interceptions and 19 passes defended; 1 interception return for a TD; 17 punt returns for 244 yards (14.4 avg.).

- Became the 1st player since Jairus Byrd (2006-07) to lead the team in interceptions in consecutive seasons (2018-19) at Oregon.

- His 9 interceptions from 2018-19 were tied for 3rd most in the FBS in that span.

**JUNIOR (2020):** Did not play.

**SOPHOMORE (2019):** Started all 14 games; 66 tackles (40 solo), 4 interceptions and 8 passes defended; 1 interception return for a TD; 16 punt returns for 244 yards (15.3 avg.).

- 1st-team All-Pac 12.

**TRUE FRESHMAN (2018):** Played in all 13 games with 2 starts; 44 tackles (32 solo), 5 interceptions and 11 passes defended; 1 punt return for 0 yards.

### HIGH SCHOOL (BISHOP O'DOWD HS – OAKLAND, CALIF.)

- Also played wide receiver.

**SENIOR (2017):** 34 tackles, 5 interceptions and 9 passes defended; 35 receptions for 1,012 receiving yards (28.9 avg.) and 12 TDs; 23 punt returns for 506 yards (22.0 avg.) and 5 TDs.

- East Bay Player of the Year.
- North Coast Section Co-Defensive Player of the Year.

- Volunteered at the Miami Dolphins Food Relief Program Thanksgiving meal distribution with Feeding South Florida to provide 1,000 meal boxes to South Florida families.

### PERSONAL:

- **PRONUNCIATION:** First name is pronounced juh-VON.
- **MAJOR:** Ethnic studies.
- His father, John Robert Holland, played in the CFL for the BC Lions (1990, 1996 and 1997), Edmonton (1993-95) and Saskatchewan Roughriders (1996), and also spent time with San Francisco on the practice squad (1993).
- His older brother, Jamirr Holland, spent time in the CFL with the Montreal Alouettes (2019).

## OFF THE FIELD

### COMMUNITY:

#### 2021:

- Along with fellow Dolphins rookies, teamed up with Neighbors4Neighbors to provide South Florida families with holiday gifts.

### JEVON HOLLAND'S NFL REGULAR SEASON DEFENSIVE STATS

YEAR	TEAM	GP	GS	TACKLES					INTERCEPTIONS					FUMBLES	
				TOT	SOLO	ASST	SK	YDS	INT	YDS	LG	TD	PD	FF	FR
2021	MIAMI	16	13	68	47	21	2.5	24.0	2	0	0	0	10	0	3
2022	MIAMI	17	17	93	76	17	1.5	7.5	2	64	33	0	7	1	0
<b>NFL TOTALS</b>		<b>33</b>	<b>30</b>	<b>161</b>	<b>123</b>	<b>38</b>	<b>4.0</b>	<b>31.5</b>	<b>4</b>	<b>64</b>	<b>33</b>	<b>0</b>	<b>17</b>	<b>1</b>	<b>3</b>

### JEVON HOLLAND'S NFL REGULAR SEASON RETURNING STATS

YEAR	TEAM	KICKOFF RETURN					PUNT RETURN					
		KR	YDS	AVG	LG	TD	PR	FC	YDS	AVG	LG	TD
2021	MIAMI	0	0	0.0	-	0	12	14	92	7.7	16	0
2022	MIAMI	0	0	0.0	-	0	4	10	18	4.5	8	0
<b>NFL TOTALS</b>		<b>0</b>	<b>0</b>	<b>0.0</b>	<b>-</b>	<b>0</b>	<b>16</b>	<b>24</b>	<b>110</b>	<b>6.9</b>	<b>16</b>	<b>0</b>

### JEVON HOLLAND'S NFL PLAYOFF DEFENSIVE STATS

YEAR	TEAM	GP	GS	TACKLES					INTERCEPTIONS					FUMBLES	
				TOT	SOLO	ASST	SK	YDS	INT	YDS	LG	TD	PD	FF	FR
2021	MIAMI	1	1	9	8	1	0.0	0.0	1	29	29	0	2	0	0
<b>NFL TOTALS</b>		<b>1</b>	<b>1</b>	<b>9</b>	<b>8</b>	<b>1</b>	<b>0.0</b>	<b>0.0</b>	<b>1</b>	<b>29</b>	<b>29</b>	<b>0</b>	<b>2</b>	<b>0</b>	<b>0</b>

### ADDITIONAL STATS

**Special Teams Tackles:** 1 in 2021, 3 in 2022 for total of 4 (P-1).

**Miscellaneous Fumble Recoveries:** 2 in 2021.

### SINGLE-GAME CAREER HIGHS

**Tackles:** 12 at Detroit, 10/30/22  
**Sacks:** 1.5 vs. Buffalo, 9/25/22  
**Interceptions:** 1 5 times, last: at Buffalo, 1/15/23\*  
**Passes Defended:** 2 4 times, last: at Buffalo, 1/15/23\*

\* AFC Wild Card game

### BROTHERLY LOVE

In 2006, Renaldo Hill and Ray Hill became the third set of brothers to play for the Dolphins. Ray played with the team from 1998-2000 while Renaldo was a member of the Dolphins from 2006-08. The first set of brothers to play for the Dolphins were the Blackwoods, which included Glenn (1979-87) and Lyle (1981-86), both of whom played safety. In 2003, fullback Obafemi Ayanbadejo and linebacker Brendon Ayanbadejo, each of whom were in their first seasons with the Dolphins, became the second set of brothers to play for the team in franchise history.

The Dolphins also have had two sets of brothers serve on the team's coaching staff. The first set of brothers to have coached with the Dolphins was the Shulas, which included David (1982-88) and his younger brother, Mike (1991-92, 2000-02). In addition, Judd Garrett was an offensive quality control coach with the club from 2000-05, while his brother, Jason, was the team's quarterbacks coach from 2005-06.





# 25

## XAVIEN HOWARD

CORNERBACK // 6-1 // 203 // BAYLOR '16  
 ACQUIRED: D2, '16  
 HOMETOWN: HOUSTON, TEXAS // BORN: 7/4/93  
 NFL: EIGHTH SEASON // DOLPHINS: EIGHTH SEASON



2018, 2020, 2021, 2022



2022

### NFL CAREER

#### TRANSACTIONS:

- 2nd-round pick (38th overall) by Miami in the 2016 NFL Draft.

#### CAREER HONORS:

- 2022 Pro Bowl selection.
- No. 56 on the NFL Network Top 100 list in 2022.
- 2021 Pro Bowl selection.
- AFC Defensive Player of the Week (vs. Baltimore, 11/11/21).
- No. 17 on the NFL Network Top 100 list in 2021.
- 2020 1st-team All-Pro.
- 2020 1st-team PFWA All-NFL.
- 2020 1st-team PFWA All-AFC.
- 2020 Pro Bowl selection.
- 2020 Dan Marino Team MVP Award.
- No. 55 on the NFL Network Top 100 list in 2019.
- 4. 2018 Pro Bowl selection.
- 2018 Dan Marino Team MVP Award.
- AFC Defensive Player of the Week (vs. Buffalo, 12/2/18).
- AFC Defensive Player of the Week (vs. New England, 12/11/17).

#### CAREER HIGHLIGHTS:

- Played in 87 career games with 86 starts.
- 286 tackles (222 solo), 2.0 sacks, 28 interceptions, 83 passes defended, 4 forced fumbles and 5 fumble recoveries; 2 interception returns for TDs; 2 fumble return for TDs.
- His 28 interceptions since 2016 lead the league:

#### MOST INTERCEPTIONS (2016-PRESENT)

PLAYER	TEAM	INT
1. XAVIEN HOWARD	MIA.	28
2. Justin Simmons	Den.	26
3. J.C. Jackson	NE/LAC	25
Kevin Byard	Ten.	25
5. Marcus Peters	KC/LAR/Bal.	24

- His 28 interceptions are 6th-most in Dolphins history:

#### MOST INTERCEPTIONS IN DOLPHINS HISTORY

PLAYER	YEARS	INT
1. Jake Scott	1970-75	35
2. Dick Anderson	1968-77	34
3. Sam Madison	1997-2005	31
4. Glenn Blackwood	1979-87	29
Patrick Surtain	1998-2004	29
6. XAVIEN HOWARD	2016-22	28

- His 83 career passes defended are the 4th-most in Dolphins history (since records were tracked in 1991):

#### MOST PASSES DEFENSED IN TEAM HISTORY (SINCE 1991)

PLAYER	YEARS	PD
1. Sam Madison	1997-2005	104
2. Patrick Surtain	1998-2004	86
3. Jason Taylor	1997-07, '09, '11	84
4. XAVIEN HOWARD	2016-22	83
5. Terrell Buckley	1995-99, 2003	77

- His 10 interceptions in 2020 led the NFL and were the most in a season since 2007 when San Diego CB Antonio Cromartie had 10:

#### NFL INTERCEPTION LEADERS (2020)

PLAYER	TEAM	INT	YDS	TD
1. XAVIEN HOWARD	MIAMI	10	77	0
2. J.C. Jackson	New England	9	80	0
3. Tyrann Mathieu	Kansas City	6	70	1
4. Justin Simmons	Denver	5	90	0
Quandre Diggs	Seattle	5	57	0
Harrison Smith	Minnesota	5	33	0

- Intercepted passes in 5 consecutive games (11/15/20-12/13/20), which is tied for the longest streak in Dolphins history.
- Tied for the NFL lead with 7 interceptions in 2018:

#### NFL INTERCEPTION LEADERS (2018)

PLAYER	TEAM	INT	YDS	TD
1. XAVIEN HOWARD	MIAMI	7	54	0
Kyle Fuller	Chicago	7	52	0
Damontae Kazee	Atlanta	7	52	0
4. Eddie Jackson	Chicago	6	81	2

- His 7 interceptions in 2018 were tied for 9th in single-season team history.
- His 3 multi-interception games in 2018 is a Dolphins single-season record.
- Became the 4th player and 2nd CB in team history to have multiple years with 7-plus interceptions.
- Became 1st player in Dolphins history to have multiple interceptions in consecutive games when he had two interceptions in games vs. Denver on 12/3/17 and vs. New England on 12/11/17. He did it again at Indianapolis on 11/25/18 and vs. Buffalo on 12/2/18.
- Was 1 of just 4 NFL players to post at least 5 passes defended in a game in the 2017 season when he had 5 passes defended vs. Denver on 12/3/17.

- On 12/11/17 vs. New England, he became 1st player to intercept Patriots QB Tom Brady twice in the same game since Indianapolis' Mike Adams on Nov. 16, 2014.
- Started 2 postseason games.
- Served as a team captain in 2022.

## 2022 (MIAMI):

- Started 15 games.
  - Inactive for 2 games.
  - 45 tackles (35 solo), 1 interception, 12 passes defended and 2 fumble recoveries; 1 fumble return for a TD.
  - Served as a team captain.
- VS. NEW ENGLAND (9/11):** 2 solo tackles and 1 pass defended.
- Deflected a pass from QB Mac Jones in the end zone that was intercepted by S Jevon Holland on New England's first possession.
- VS. CLEVELAND (11/13):** 4 tackles (1 solo) and 1 fumble recovery.
- Recovered a fumble forced by DT Zach Sieler in the 1st quarter.
- VS. HOUSTON (11/27):** 1 pass defended and 1 fumble recovery.
- Recovered a fumble forced by S Eric Rowe in the 2nd quarter and returned it 16 yards for his 4th career TD.
- AT SAN FRANCISCO (12/4):** 3 solo tackles, 1 interception and 2 passes defended.
- Intercepted a pass from QB Brock Purdy on a 4th down in the 2nd half.

## POSTSEASON:

- AFC WILD CARD AT BUFFALO (1/15):** 3 solo tackles, 1 interception and 2 passes defended.
- Intercepted QB Josh Allen in the 2nd quarter and returned it 49 yards for the 3rd-longest postseason interception return in Dolphins history.
  - It was his 2nd career postseason interception.

## PRO BOWL:

- Selected to the Pro Bowl for the 4th time in his career.
- Became the 1st Dolphins player selected to a 4th Pro Bowl since Cameron Wake (2010, 2012-14, 2016).
- Became just the 2nd Dolphins cornerback to earn at least 4 Pro Bowl selections, joining Sam Madison (1999-2002).

## HONORS:

- No. 56 on the NFL Network Top 100 list.

## 2021 (MIAMI):

- Started 16 games.
  - Inactive for 1 game.
  - 50 tackles (39 solo), 1.0 sack, 5 interceptions, 16 passes defended, 2 forced fumbles and 2 fumble recoveries; 1 interception return for a TD; 1 fumble return for a TD.
- AT NEW ENGLAND (9/12):** 5 tackles (4 solo), 1 forced fumble and 1 fumble recovery.
- Forced a RB Damien Harris fumble inside the 10-yard line and recovered it in the 4th quarter with 3:35 remaining to preserve the win.
- VS. BALTIMORE (11/11):** 5 solo tackles, 1 forced

fumble and 1 fumble recovery; 1 fumble return for a TD.

- Forced a WR Sammy Watkins fumble on 3rd-and-10 in the 4th quarter and returned it 49 yards for a TD.

**VS. CAROLINA (11/28):** 1 solo tackle, 1 interception and 1 pass defended.

- Intercepted a QB Cam Newton pass intended for WR DJ Moore on 2nd-and-15 in the 2nd quarter.

**VS. NEW ENGLAND (1/9):** 3 solo tackles, 1 interception and 1 pass defended; 1 interception return for a TD.

- Intercepted a QB Mac Jones pass intended for WR Jakobi Meyers on 3rd-and-1 in the 1st quarter and returned it 37 yards for a TD to extend Miami's lead to 14-0.

## PRO BOWL:

- Selected to start the Pro Bowl for the 3rd time in his career.
- Became the 2nd Dolphins cornerback to start 3+ Pro Bowls, joining Sam Madison (1999-2001).

## HONORS:

- AFC Defensive Player of the Week (vs. Baltimore, 11/11).
- No. 17 on the NFL Network Top 100 list.

## 2020 (MIAMI):

- Started all 16 games.
- 51 tackles (40 solo), 10 interceptions, 20 passes defended and 1 forced fumble.
- His 10 interceptions in 2020 tied the single-season franchise record set by CB Dick Westmoreland in 1967 and were the most by an NFL player since 2007 (Antonio Cromartie).

**AT SAN FRANCISCO (10/11):** 2 tackles (1 solo), 1 interception and 2 passes defended.

- Intercepted a QB Jimmy Garoppolo pass intended for WR Deebo Samuel and returned it 29 yards in the 2nd quarter.

**VS. L.A. CHARGERS (11/15):** 3 tackles (1 solo), 1 interception and 2 passes defended.

- Intercepted a QB Justin Herbert pass intended for WR Mike Williams in the 4th quarter.

**AT N.Y. JETS (11/29):** 3 tackles (2 solo), 1 interception and 3 passes defended.

- Intercepted a QB Sam Darnold pass intended for WR Breshad Perriman in the 4th quarter.

## PRO BOWL:

- Selected to start the Pro Bowl for the 2nd time in his career.
- Became the 4th Dolphins cornerback to earn multiple Pro Bowl selections, joining Sam Madison (1999-2002), Patrick Surtain (2002-04) and Brent Grimes (2013-15).

## HONORS:

- 1st-team All-Pro.
- 1st-team PFWA All-NFL.
- 1st-team PFWA All-AFC.
- Recipient of the Dan Marino Team MVP Award.

## 2019 (MIAMI):

- Started 5 games.
- Inactive for 2 games.
- Missed the rest of the season after being placed on injured reserve on Oct. 30.

- 17 tackles (12 solo), 1 interception and 4 passes defended.

**VS. NEW ENGLAND (9/15):** 4 tackles (3 solo) and 1 pass defended.

**VS. L.A. CHARGERS (9/29):** 5 tackles (4 solo).

**AT PITTSBURGH (10/29):** 1 solo tackle, 1 interception and 3 passes defended.

- Intercepted QB Mason Rudolph on Pittsburgh's first possession.

#### HONORS:

- No. 55 on the NFL Network Top 100 list.

#### 2018 (MIAMI):

- Started 12 games.
- Inactive for 4 games.
- 35 tackles (25 solo), 7 interceptions, 12 passes defended and 1 fumble recovery.
- Tied for the NFL lead with 7 interceptions.
- His 7 interceptions were tied for 9th in single-season team history.
- Set a Dolphins single-season record with 3 multi-interception games.

**VS. OAKLAND (9/23):** 1 solo tackle, 2 interceptions and 3 passes defended.

- Intercepted a QB Derek Carr pass intended for WR Amari Cooper in the 1st quarter.
- Picked off QB Derek Carr in the end zone with 2:59 remaining in the game.

**AT INDIANAPOLIS (11/25):** 5 solo tackles, 2 interceptions and 3 passes defended.

- Intercepted QB Andrew Luck at Miami's 40-yard line with 1:00 remaining in the 2nd quarter.
- Picked off Luck again on the next play at Miami's 13-yard line with 46 seconds remaining in the 1st half.
- Became 1st NFL player with interceptions on back-to-back plays since Broncos S Darian Stewart on Nov. 16, 2016 and 1st Dolphins player to do it since S Mike Kozlowski on Dec. 19, 1981.

**VS. BUFFALO (12/2):** 4 tackles (3 solo), 2 interceptions and 2 passes defended.

- Intercepted QB Josh Allen in the end zone as time expired in the 2nd quarter.
- Picked off QB Josh Allen again on 3rd-and-10 at Miami's 41-yard line in the 3rd quarter.

#### PRO BOWL:

- Selected to start the Pro Bowl for the 1st time in his career.
- Extended the team's streak to 21 consecutive seasons with a defensive player selected.
- Became the 4th Dolphins cornerback to earn a Pro Bowl selection, joining Sam Madison (1999-2002), Patrick Surtain (2002-04) and Brent Grimes (2013-15).

#### HONORS:

- 2nd-team All-Pro.
- PFWA All-AFC cornerback.
- Recipient of the Dan Marino Team MVP Award.
- AFC Defensive Player of the Week (vs. Buffalo, 12/2).

#### 2017 (MIAMI):

- Started all 16 games.
- 48 tackles (42 solo), 1.0 sack, 4 interceptions and 13 passes defended; 1 interception return for a

TD.

- His 4 interceptions were tied for 8th in the AFC and 12th in the NFL.

**VS. DENVER (12/3):** 1 tackle, 2 interceptions and 5 passes defended.

- Intercepted QB Trevor Siemian and returned it 30 yards for a TD in the 2nd quarter.
- Picked off Siemian again in the 4th quarter.
- It was the first 2 regular-season interceptions of his career.
- Was 1 of just 4 NFL players to post at least 5 passes defended in a game in the 2017 season.

**VS. NEW ENGLAND (12/11):** 2 interceptions.

- Intercepted QB Tom Brady on 3rd-and-10 in the 1st quarter.
- Picked off Brady again on 3rd-and-16 in the 3rd quarter and returned the ball 29 yards.
- Became 1st player in Dolphins history to have multiple interceptions in consecutive games.
- Became 1st player to intercept Brady twice in the same game since Indianapolis' Mike Adams on Nov. 16, 2014.

**AT BUFFALO (12/17):** 4 solo tackles and 1 sack.

- Sacked QB Tyrod Taylor for a loss of 11 yards in the 3rd quarter, the first sack of his career.

#### HONORS:

- AFC Defensive Player of the Week (vs. New England, 12/11).

#### 2016 (MIAMI):

- Played in 7 games with 6 starts.
- Inactive for 9 games.
- 40 tackles (29 solo), 6 passes defended and 1 forced fumble.

**AT SEATTLE (9/11):** 11 tackles (6 solo).

- Started in his NFL debut.
- Became 1st Dolphins rookie to start Week 1 at cornerback since Sean Smith (2009).
- His 11 tackles were a season high.

**VS. CLEVELAND (9/25):** 6 solo tackles, 1 pass defended and 1 forced fumble.

- Forced a fumble from WR Ricardo Lewis in the 3rd quarter.

**AT N.Y. JETS (12/17):** 3 solo tackles and 3 passes defended.

#### POSTSEASON:

**AFC WILD CARD AT PITTSBURGH (1/8):** 5 tackles (3 solo), 1 interception and 2 passes defended.

- Broke up a pass intended for WR Antonio Brown on 3rd-and-10 in the 4th quarter.
- Intercepted QB Ben Roethlisberger on 3rd-and-8 and returned it 11 yards in the 4th quarter.
- Became the 2nd rookie in team history to record an interception in a playoff game (Troy Vincent, 1992).

## BEFORE THE NFL

#### COLLEGE (BAYLOR):

- 3-year letterman (2013-15) and 2-year starter.

**CAREER:** Played in 39 games with 26 starts; 98 tackles (84 solo), 1.5 sacks, 10 interceptions, 33 passes defended, 1 forced fumble and 1 fumble recovery.

- Part of the most successful 4-year span in school

history, winning two conference titles (2013-14), two bowl games and compiling 40 wins.

**JUNIOR (2015):** Started all 13 games; 42 tackles (37 solo), 5 interceptions, 15 passes defended and 1 fumble recovery.

- His 5 interceptions led the team
- Consensus 1st-team All-Big 12.

**SOPHOMORE (2014):** Started all 13 games; 51 tackles (42 solo), 1.5 sacks, 4 interceptions and 13 passes defended.

- His 17 passes defended were 2nd in the Big 12 and 11th nationally.
- His 4 interceptions were tied for 3rd in the Big 12.
- Honorable mention All-Big 12.

**REDSHIRT FRESHMAN (2013):** Played all 13 games; 5 solo tackles, 1 interception, 1 pass defended and 1 forced fumble.

- Redshirted in 2012.

## HIGH SCHOOL (WHEATLEY HS – HOUSTON, TEXAS)

- Played defensive back and quarterback.
- Also participated in basketball and ran track.

**SENIOR (2011):** 32 solo tackles, 9 interceptions and 33 pass breakups.

- Returned 2 interceptions for TDs.
- 1st-team all-state

## OFF THE FIELD

### COMMUNITY:

**2022:**

- Co-hosted a Thanksgiving meal distribution with teammate Teddy Bridgewater for 300 families at Bunche Park in Miami Gardens.

**2021:**

- Sponsored his 2nd annual holiday bike giveaway for youth in the Miami Gardens community.

- Hosted a Thanksgiving meal distribution at the Boys & Girls Club of Broward for 35 South Florida families.

**2020:**

- Hosted a holiday bike giveaway for 100 Miami Gardens youth.
- Purchased food from Sunday's Eatery in Miami Gardens and distributed meals and masks to community members during the COVID-19 pandemic.

**2019:**

- In 2019, visited Baptist Hospital to surprise kids with holiday gifts and provided Thanksgiving meals to 20 local families in collaboration with Generational Cure, a local nonprofit dedicated to issues facing today's youth.

**2018:**

- Hosted a youth football camp in his hometown of Houston in 2018.

**2017:**

- Cheered on participants at the 7th annual Dolphins Cancer Challenge in February.
- Helped surprise 100 underprivileged children with their own beds from Ashley HomeStore.
- Annually participates in the AARP Foundation Million Meal Pack to pack more than 1 million meals in a single day for the South Florida senior community.
- Helped spearhead a clothing and food drive for Hurricane Harvey victims in his hometown of Houston.

### PERSONAL:

- **PRONUNCIATION:** First name is pronounced EX-ay-vee-n.
- **MAJOR:** Health, kinesiology and leisure studies.

## XAVIEN HOWARD'S NFL REGULAR SEASON STATS

YEAR	TEAM	GP	GS	TACKLES					INTERCEPTIONS					FUMBLES	
				TOT	SOLO	ASST	SK	YDS	INT	YDS	LG	TD	PD	FF	FR
2016	MIAMI	7	6	40	29	11	0.0	0.0	0	0	0	0	6	1	0
2017	MIAMI	16	16	48	42	6	1.0	11.0	4	71	30t	1	13	0	0
2018	MIAMI	12	12	35	25	10	0.0	0.0	7	52	39	0	12	0	1
2019	MIAMI	5	5	17	12	5	0.0	0.0	1	0	0	0	4	0	0
2020	MIAMI	16	16	51	40	11	0.0	0.0	10	77	29	0	20	1	0
2021	MIAMI	16	16	50	39	11	1.0	0.0	5	54	37t	1	16	2	2
2022	MIAMI	15	15	45	35	10	0.0	0.0	1	0	0	0	12	0	2
<b>NFL TOTALS</b>		<b>87</b>	<b>86</b>	<b>286</b>	<b>222</b>	<b>64</b>	<b>2.0</b>	<b>11.0</b>	<b>28</b>	<b>254</b>	<b>39</b>	<b>2</b>	<b>83</b>	<b>4</b>	<b>5</b>

## XAVIEN HOWARD'S NFL PLAYOFF STATS

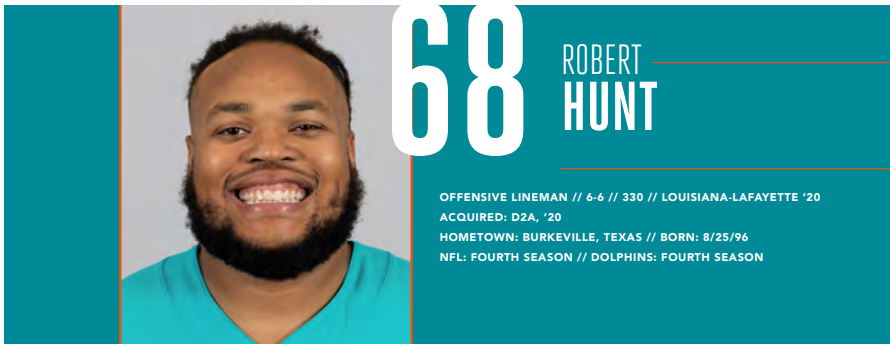
YEAR	TEAM	GP	GS	TACKLES					INTERCEPTIONS					FUMBLES	
				TOT	SOLO	ASST	SK	YDS	INT	YDS	LG	TD	PD	FF	FR
2016	MIAMI	1	1	5	3	2	0.0	0.0	1	11	11	0	2	0	0
2022	MIAMI	1	1	3	3	0	0.0	0.0	1	49	49	0	2	0	0
<b>PLAYOFF TOTALS</b>		<b>2</b>	<b>2</b>	<b>8</b>	<b>6</b>	<b>2</b>	<b>0.0</b>	<b>0.0</b>	<b>2</b>	<b>60</b>	<b>49</b>	<b>0</b>	<b>4</b>	<b>0</b>	<b>0</b>

### ADDITIONAL STATS

**Defensive Touchdowns:** 30-yard interception return vs. Denver (12/3/17), 49-yard fumble return vs. Baltimore (11/11/21), 37-yard interception return vs. New England (1/9/22), 16-yard fumble return vs. Houston (11/27/22).

### SINGLE-GAME CAREER HIGHS

- Tackles:** 11 at Seattle, 9/11/16
- Sacks:** 1.0 Twice, last: at New Orleans, 12/27/21
- Interceptions:** 2 5 times, last: vs. Buffalo, 12/2/18
- Passes Defended:** 5 vs. Denver, 12/3/17
- Fumble Recoveries:** 1 5 times, last: vs. Houston, 11/27/22
- Forced Fumbles:** 1 4 times, last: vs. Baltimore, 11/11/21



OFFENSIVE LINEMAN // 6-6 // 330 // LOUISIANA-LAFAYETTE '20  
 ACQUIRED: D2A, '20  
 HOMETOWN: BURKEVILLE, TEXAS // BORN: 8/25/96  
 NFL: FOURTH SEASON // DOLPHINS: FOURTH SEASON

## NFL CAREER

### TRANSACTIONS:

- 2nd-round pick (39th overall) by Miami in the 2020 NFL Draft.

### CAREER HIGHLIGHTS:

- Played in 50 career games with 45 starts – 34 at right guard and 11 at right tackle.
- 2 miscellaneous fumble recoveries.
- Started 1 postseason game.

### 2022 (MIAMI):

- Started all 17 games at right guard.
- 1 miscellaneous fumble recovery.

### AT BALTIMORE (9/18):

- Helped the Dolphins overcome a 21-point fourth-quarter deficit and post 547 total yards in the win.

### AT DETROIT (10/30):

- Helped the Dolphins total 476 yards of offense in the come-from-behind victory.

### VS. CLEVELAND (11/13):

- Helped the offense total 491 yards and 39 points while not allowing QB Tua Tagovailoa to get sacked.

### POSTSEASON:

### AFC WILD CARD AT BUFFALO (1/15):

Started at right tackle.

### 2021 (MIAMI):

- Started all 17 games at right guard.
- 1 miscellaneous fumble recovery.

### AT NEW ENGLAND (9/12):

### AT JACKSONVILLE IN LONDON (10/17):

- Protected QB Tua Tagovailoa as the team did not allow a sack.

### AT N.Y. JETS (11/21):

- Protected QB Tua Tagovailoa as the team did not allow a sack.

### 2020 (MIAMI):

- Played in all 16 games with 11 starts at right tackle.

### AT NEW ENGLAND (9/13):

Played but did not record any stats.

- Made his NFL debut.

### AT SAN FRANCISCO (10/11):

Started at right tackle.

- Protected QB Ryan Fitzpatrick who posted the 3rd-best QB rating (154.5) in team history (min. 20 att.).
- Made his 1st NFL start.

### VS. NEW ENGLAND (12/20):

- Started at right tackle.
- Helped the team rush for 250 yards, which was Miami's most since Dec. 24, 2016 at Buffalo and the most allowed by New England since Nov. 24, 2013.

## BEFORE THE NFL

### COLLEGE (LOUISIANA-LAFAYETTE):

- 4-year starter (2016-19).

### CAREER:

Started 45 games.

### SENIOR (2019):

- Started 7 games.
- Helped the offense rank 1st in the Sun Belt and 5th in the nation allowing just 1.07 sacks per game, and 3rd in the nation with 6.28 yards per carry.
- 1st-team All-Sun Belt.

### JUNIOR (2018):

- Started all 14 games.
- 2nd-team All Sun Belt.

### SOPHOMORE (2017):

- Started 11 games – 9 at left guard and 2 at left tackle.

### REDSHIRT FRESHMAN (2016):

- Started all 13 games at left guard.
- Redshirted in 2015.

### HIGH SCHOOL (BURKEVILLE HS – BURKEVILLE, TEXAS)

- Also played basketball and earned 1st-team all-district honors.

### SENIOR (2014):

- 1st-team all-district.

### JUNIOR (2013):

- 1st-team all-district.
- Also averaged 18.9 points per game and 11.0 rebounds
- Named 1st-team all-district in basketball.

## OFF THE FIELD

### COMMUNITY:

#### 2021:

- Visited his alma mater Burkeville Elementary School in Texas to surprise families with holiday gifts.

### PERSONAL:

- MAJOR: General studies.

## ROBERT HUNT'S NFL REGULAR SEASON STATS

GAMES/STARTS: 2020: 16/11, 2021: 17/17, 2022: 17/17

NFL TOTALS: 50/45

## ROBERT HUNT'S NFL PLAYOFF STATS

GAMES/STARTS: 2022: 1/1

PLAYOFF TOTALS: 1/1

### ADDITIONAL STATS

Miscellaneous Fumble Recoveries: 1 in 2021, 1 in 2022 for total of 2.



# 9

## NOAH IGBINOGHENE

CORNERBACK // 5-11 // 194 // AUBURN '20

ACQUIRED: D1C, '20

HOMETOWN: TRUSSVILLE, ALA. // BORN: 11/27/99

NFL: FOURTH SEASON // DOLPHINS: FOURTH SEASON

### NFL CAREER

#### TRANSACTIONS:

- 1st-round pick (30th overall) by Miami in the 2020 NFL Draft.

#### CAREER HIGHLIGHTS:

- Played in 32 career games with 5 starts.
- 24 tackles (21 solo), 1 interception, 5 passes defended and 2 fumble recoveries.
- 4 kickoff returns for 68 yards (17.0 avg.).
- 5 special teams tackles (4 solo).

#### 2022 (MIAMI):

- Played in 9 games with 2 starts.
- Inactive for 8 games.
- 10 tackles (8 solo), 1 interception and 3 passes defended.

VS. MINNESOTA (10/16): 2 passes defended.

VS. PITTSBURGH (10/23): 4 tackles (3 solo), 1 interception and 1 pass defended.

- Recorded his 1st career interception to clinch a Dolphins win after he picked off QB Kenny Pickett in the end zone with less than 30 seconds remaining.

#### POSTSEASON:

AFC WILD CARD AT BUFFALO (1/15): Inactive

#### 2021 (MIAMI):

- Played in 7 games with 1 start.
- Missed 2 games on the Reserve/COVID-19 list.
- Inactive for 6 games.
- Dressed but did not play in 2 games.
- 4 solo tackles.
- 2 solo special teams tackles.

AT LAS VEGAS (9/26): 1 solo special teams tackle.

AT JACKSONVILLE IN LONDON (10/17): 4 solo tackles.

VS. BALTIMORE (11/11): 1 solo special teams tackle.

#### 2020 (MIAMI):

- Played in all 16 games with 2 starts.
- 10 tackles (9 solo), 2 passes defended and 2 fumble recoveries.
- 4 kickoff returns for 68 yards (17.0 avg.).
- 3 special teams tackles (2 solo).

AT NEW ENGLAND (9/13): 2 solo tackles.

- Made his NFL debut.

• Became the youngest player to appear in a game in Dolphins history at 20 years, 291 days old.

VS. BUFFALO (9/20): 4 solo tackles.

- Recovered a TE Dawson Knox fumble forced by LB Kyle Van Noy in the 1st quarter.

AT ARIZONA (11/8): 2 kickoff returns for 36 yards (18.0 avg.); 1 solo special teams tackle.

### BEFORE THE NFL

#### COLLEGE (AUBURN):

- 3-year letterman (2017-19) and 2-year starter.
- Also lettered in track.
- Switched from wide receiver to cornerback before the 2018 season.

**CAREER:** Played in 40 games with 22 starts; 92 tackles (67 solo), 1 interception, 19 passes defended and 1 forced fumble; 6 receptions for 24 yards (4.0 avg.); 1 carry for 11 yards; 44 kickoff returns for 1,199 yards (27.3 avg.) and 2 TDs.

**JUNIOR (2019):** Started all 13 games at cornerback; 42 tackles (28 solo) and 7 passes defended; 9 kickoff returns for 317 yards (35.2 avg.) and 1 TD.

**SOPHOMORE (2018):** Played in 13 games with 9 starts at cornerback; 50 tackles (39 solo), 1 interception, 12 passes defended and 1 forced fumble; 11 kickoff returns for 311 yards (28.3 avg.) and 1 TD.

**TRUE FRESHMAN (2017):** Played in all 14 games; 6 receptions for 24 yards (4.0 avg.); 1 carry for 11 yards; 24 kickoff returns for 571 yards (23.8 avg.).

- Competed in track and field; finished 7th in the triple jump (15.24 m) and 18th in the long jump (6.72 m) at the SEC indoor championships.
- Finished 15th in the long jump (7.51 m) at the SEC outdoor championships.

- Also ran track.
- SENIOR (2016):** Caught 18 TDs.
- 1st-team all-state.

## OFF THE FIELD

### PERSONAL:

- His parents, Festus and Faith Igbinoghene, were both Olympic track athletes for Nigeria.
- **PRONUNCIATION:** Last name is pronounced IGG-bin-AWG-guh-nee.
- **MAJOR:** Business management.

## HIGH SCHOOL (HEWITT-TRUSSVILLE HS – TRUSSVILLE, ALA.)

- Played wide receiver.

### NOAH IGBINOGHENE'S NFL REGULAR SEASON STATS

YEAR	TEAM	GP	GS	TACKLES					INTERCEPTIONS				FUMBLES		
				TOT	SOLO	ASST	SK	YDS	INT	YDS	LG	TD	PD	FF	FR
2020	MIAMI	16	2	10	9	1	0.0	0.0	0	0	0	0	2	0	2
2021	MIAMI	7	1	4	4	0	0.0	0.0	0	0	0	0	0	0	0
2022	MIAMI	9	2	10	8	2	0.0	0.0	1	0	0	0	3	0	0
<b>NFL TOTALS</b>		<b>32</b>	<b>5</b>	<b>24</b>	<b>21</b>	<b>3</b>	<b>0.0</b>	<b>0.0</b>	<b>1</b>	<b>0</b>	<b>0</b>	<b>0</b>	<b>5</b>	<b>0</b>	<b>2</b>

### NOAH IGBINOGHENE'S NFL REGULAR SEASON RETURNING STATS

YEAR	TEAM	KICKOFF RETURN					PUNT RETURN					
		KR	YDS	AVG	LG	TD	PR	FC	YDS	AVG	LG	TD
2020	MIAMI	4	68	17.0	22	0	0	0	0	0.0	-	0
2021	MIAMI	0	0	0.0	-	0	0	0	0	0.0	-	0
2022	MIAMI	0	0	0.0	-	0	0	0	0	0.0	-	0
<b>NFL TOTALS</b>		<b>4</b>	<b>68</b>	<b>17.0</b>	<b>22</b>	<b>0</b>	<b>0</b>	<b>0</b>	<b>0</b>	<b>0.0</b>	<b>0</b>	<b>0</b>

### ADDITIONAL STATS

**Special Teams Tackles:** 3 in 2020, 2 in 2021 for total of 5.

### SINGLE-GAME CAREER HIGHS

- Tackles:** 4 3 times, last: vs. Pittsburgh, 10/23/22
- Interceptions:** 1 vs. Pittsburgh, 10/23/22
- Passes Defended:** 2 vs. Minnesota, 10/16/22
- Fumble Recoveries:** 1 vs. Buffalo, 9/20/20



# 30

## ALEC INGOLD

**FULLBACK // 6-1 // 232 // WISCONSIN '19**  
**ACQUIRED: UFA, '22 (LV)**  
**HOMETOWN: GREEN BAY, WIS. // BORN: 7/9/96**  
**NFL: FIFTH SEASON // DOLPHINS: SECOND SEASON**

 2021

### NFL CAREER

#### TRANSACTIONS:

- Signed by Miami on March 17, 2022.
- Signed by Oakland as an undrafted college free agent on May 3, 2019.

#### CAREER HONORS:

- 2022 Ed Block Courage Award (Miami recipient).
- 2022 Art Rooney Sportsmanship Award Nominee.
- 2020 Walter Payton Man of the Year Nominee.

#### CAREER HIGHLIGHTS:

- Played in 58 career games with 25 starts.



- 21 carries for 30 yards (1.4 avg.) and 1 TD.
- 43 receptions for 344 yards (8.0 avg.) and 4 TDs.
- 9 special teams tackles (6 solo).
- 2 miscellaneous tackles.
- Appeared in 1 postseason game.
- Served as a team captain in 2021.

## 2022 (MIAMI):

- Played in all 17 games with 14 starts.
  - 6 carries for 8 yards (1.3 avg.) and 1 TD.
  - 15 receptions for 105 yards (7.0 avg.).
  - 2 kickoff returns for 20 yards (10.0 avg.).
  - 2 solo special teams tackles.
  - 2 miscellaneous tackles.
- VS. NEW ENGLAND (9/11):** 1 carry for 2 yards; 1 reception for 8 yards.
- Made his Dolphins debut.
- AT DETROIT (10/30):** 1 carry for 1 yard and 1 TD; 1 reception for 5 yards.
- Scored his 1st career rushing TD on a 1-yard carry in the 3rd quarter.
- VS. CLEVELAND (11/13):** 4 receptions for 45 yards (11.3 avg.) and 1 TD.
- Caught a 13-yard TD pass from QB Tua Tagovailoa in the 1st quarter for his 1st TD reception of the season.

## POSTSEASON:

**AFC WILD CARD AT BUFFALO (1/15):** 1 miscellaneous tackle.

## HONORS:

- Ed Block Courage Award.
- Art Rooney Sportsmanship Award Nominee.

## 2021 (LAS VEGAS):

- Played in 9 games with 3 starts.
  - Missed the rest of the season after being placed on injured reserve on Nov. 20.
  - 2 carries for 1 yard (0.5 avg.).
  - 10 receptions for 85 yards (8.5 avg.) and 1 TD.
  - 4 special teams tackles (2 solo).
  - Served as a team captain.
- VS. MIAMI (9/26):** 1 carry for 0 yards; 1 reception for 1 yard and a TD.
- Caught a 1-yard TD pass from QB Derek Carr in the 2nd quarter.
- VS. PHILADELPHIA (10/24):** 1 carry for 1 yard; 1 reception for 29 yards; 1 solo special teams tackle.
- AT N.Y. GIANTS (11/7):** 3 receptions for 28 yards (9.3 avg.); 1 special teams tackle.

## 2020 (LAS VEGAS):

- Played in all 16 games with 4 starts.
  - 3 carries for 4 yards (1.3 avg.).
  - 12 receptions for 110 yards (9.2 avg.) and 1 TD.
  - 1 solo special teams tackle.
- VS. NEW ORLEANS (9/21):** 2 receptions for 5 yards (2.5 avg.) and 1 TD.
- Caught a 3-yard TD pass from QB Derek Carr in the 2nd quarter.
- VS. BUFFALO (10/4):** 1 carry for -1 yard; 2 receptions for 29 yards (14.5 avg.).
- AT KANSAS CITY (10/11):** 2 receptions for 25 yards (12.5 avg.).

## HONORS:

- Walter Payton Man of the Year Nominee.

## 2019 (OAKLAND):

- Played in all 16 games with 4 starts.
  - 10 carries for 17 yards (1.7 avg.).
  - 6 receptions for 44 yards (7.3 avg.) and 1 TD.
  - 2 special teams tackles (1 solo).
- VS. L.A. CHARGERS (11/7):** 1 carry for 3 yards; 1 reception for 9 yards and a TD; 1 solo special teams tackle.
- Scored on a 9-yard pass from QB Derek Carr to give Oakland a 17-14 lead in the 2nd quarter.
- AT KANSAS CITY (12/1):** 1 carry for 4 yards; 2 receptions for 13 yards (6.5 avg.).
- VS. JACKSONVILLE (12/15):** 3 receptions for 22 yards (7.3 avg.).

## BEFORE THE NFL

## COLLEGE (WISCONSIN):

- 4-year letterman (2015-18) and 1-year starter.
  - Moved from linebacker to fullback early during his freshman season in 2015.
- CAREER:** Played in 51 games with 11 starts; 103 carries for 343 yards (3.3 avg.) and 17 TDs; 14 receptions for 185 yards (13.2 avg.) and 4 TDs; 4 kickoff returns for 63 yards (15.8 avg.).
- SENIOR (2018):** Played in all 13 games with 11 starts; 26 carries for 143 yards (5.5 avg.) and 6 TDs; 5 receptions for 93 yards (18.6 avg.) and 1 TD.
- Served as team a captain.
- JUNIOR (2017):** Played in all 14 games; 10 carries for 25 yards (2.5 avg.) and 3 TDs; 3 receptions for 37 yards (12.3 avg.) and 1 TD.
- SOPHOMORE (2016):** Played in all 14 games; 18 carries for 44 yards (2.4 avg.) and 2 TDs; 6 receptions for 55 yards (9.2 avg.) and 2 TDs; 2 kickoff returns for 31 yards (15.5 avg.).
- TRUE FRESHMAN (2015):** Played in 10 games; 49 carries for 131 yards (2.7 avg.) and 6 TDs; 2 kickoff returns for 32 yards (16.0 avg.).

## HIGH SCHOOL (BAY PORT HS – GREEN BAY, WIS.)

- Played quarterback and running back.
  - Also lettered in wrestling and baseball.
- SENIOR (2014):** 2,324 rushing yards and 29 TDs; 1,411 passing yards and 15 TDs.
- Wisconsin Gatorade Player of the Year.
  - 1st-team all-state.
- SOPHOMORE (2012):** 1,024 rushing yards and 22 TDs.
- 1st-team all-conference.

## OFF THE FIELD

## COMMUNITY:

- Established the Ingold Family Foundation with the vision to cultivate environments of inspiration and motivation.
- Serves as a national spokesperson for AdoptUSKids.
- Has served as a Mission Ambassador for Raise the Future, an organization that supports and exemplifies the mission of finding one caring adult for all youth who are currently experiencing foster

care.

**2022:**

- Earned the Adoption Excellence Award from AdoptUSKids in partnership with the Children's Bureau and the Ad Council for making extraordinary strides on behalf of waiting children and youth in foster care.

**PERSONAL:**

- **PRONUNCIATION:** Last name is pronounced INN-gold.
- **MAJOR:** Personal finance – financial planning.
- Wrote and published his first book – “The 7 Crucibles: An Inspirational Game Plan for Overcoming Adversity in Your Life” – in 2023.

ALEC INGOLD'S NFL REGULAR SEASON STATS													
YEAR	TEAM	GP	GS	RUSHING					RECEIVING				
				ATT	YDS	AVG	LG	TD	REC	YDS	AVG	LG	TD
2019	OAKLAND	16	4	10	17	1.7	4	0	6	44	7.3	14	1
2020	LAS VEGAS	16	4	3	4	1.3	3	0	12	110	9.2	23	1
2021	LAS VEGAS	9	3	2	1	0.5	1	0	10	85	8.5	29	1
2022	MIAMI	17	14	6	8	1.3	2	1	15	105	7.0	17	1
<b>NFL TOTALS</b>		<b>58</b>	<b>25</b>	<b>21</b>	<b>30</b>	<b>1.4</b>	<b>4</b>	<b>1</b>	<b>43</b>	<b>344</b>	<b>8.0</b>	<b>29</b>	<b>4</b>

ALEC INGOLD'S NFL PLAYOFF STATS													
YEAR	TEAM	GP	GS	RUSHING					RECEIVING				
				ATT	YDS	AVG	LG	TD	REC	YDS	AVG	LG	TD
2022	MIAMI	1	0	0	0	0.0	0	0	0	0	0.0	0	0
<b>PLAYOFF TOTALS</b>		<b>1</b>	<b>0</b>	<b>0</b>	<b>0</b>	<b>0.0</b>	<b>0</b>	<b>0</b>	<b>0</b>	<b>0</b>	<b>0.0</b>	<b>0</b>	<b>0</b>

**ADDITIONAL STATS**

- Special Teams Tackles:** (Oakland/Las Vegas) 2 in 2019, 1 in 2020, 4 in 2021, 2 in 2022 for total of 9.
- Kickoff Returns:** (Miami) 2 for 20 yards in 2022.
- Miscellaneous Tackles:** (Miami) 2 in 2022 (P-1).
- Miscellaneous Fumble Recoveries:** (Oakland/Las Vegas) in 2019, 1 in 2020, 1 in 2021 for total of 3.

**SINGLE-GAME CAREER HIGHS**

- Rushes:** 1 21 times, last: at Buffalo, 12/17/22
- Rushing Yards:** 4 at Kansas City, 12/1/19
- Rushing Long:** 4 at Kansas City, 12/1/19
- Rushing TDs:** 1 at Detroit, 10/30/22
- Receptions:** 4 Twice, last: vs. Cleveland, 11/13/22
- Receiving Yards:** 45 vs. Cleveland, 11/13/22
- Receiving Long:** 29 vs. Philadelphia, 10/24/21
- Receiving TDs:** 1 4 times, last: vs. Cleveland, 11/13/22

**2019 GAME-BY-GAME STATS (OAKLAND)**

DATE	OPPONENT	P/S	ATT	YDS	AVG	LG	TD
09/09	DENVER	1/1	0	0	0.0	-	0
09/15	KANSAS CITY	1/0	0	0	0.0	-	0
09/22	at Minnesota	1/0	0	0	0.0	-	0
09/29	at Indianapolis	1/1	1	1	1.0	1	0
10/06	CHICAGO	1/0	1	3	3.0	3	0
10/20	at Green Bay	1/0	0	0	0.0	-	0
10/27	at Houston	1/0	1	2	2.0	2	0
11/03	DETROIT	1/0	1	2	2.0	2	0
11/07	L.A. CHARGERS	1/1	1	3	3.0	3	0
11/17	CINCINNATI	1/1	1	3	3.0	3	0
11/24	at N.Y. Jets	1/0	1	0	0.0	0	0
12/01	at Kansas City	1/0	1	4	4.0	4	0
12/08	TENNESSEE	1/0	1	-1	-1.0	-1	0
12/15	JACKSONVILLE	1/0	0	0	0.0	-	0
12/22	at L.A. Chargers	1/0	0	0	0.0	-	0
12/29	at Denver	1/0	1	0	0.0	0	0
<b>2019 TOTALS</b>		<b>16/4</b>	<b>10</b>	<b>17</b>	<b>1.7</b>	<b>4</b>	<b>0</b>

**2020 GAME-BY-GAME STATS (LAS VEGAS)**

DATE	OPPONENT	P/S	ATT	YDS	AVG	LG	TD
09/13	at Carolina	1/0	0	0	0.0	-	0
09/21	NEW ORLEANS	1/0	0	0	0.0	-	0
09/27	at New England	1/0	0	0	0.0	-	0
10/04	BUFFALO	1/0	1	-1	-1.0	-1	0
10/11	at Kansas City	1/1	0	0	0.0	-	0
10/25	TAMPA BAY	1/1	0	0	0.0	-	0
11/01	at Cleveland	1/0	1	3	3.0	3	0
11/08	at L.A. Chargers	1/0	0	0	0.0	-	0
11/15	DENVER	1/0	0	0	0.0	-	0
11/22	KANSAS CITY	1/0	0	0	0.0	-	0
11/29	at Atlanta	1/1	0	0	0.0	-	0
12/06	at N.Y. Jets	1/0	0	0	0.0	-	0
12/13	INDIANAPOLIS	1/1	0	0	0.0	-	0
12/17	L.A. CHARGERS	1/0	1	2	2.0	2	0
12/26	MIAMI	1/0	0	0	0.0	-	0
01/03	at Denver	1/0	0	0	0.0	-	0
<b>2020 TOTALS</b>		<b>16/4</b>	<b>3</b>	<b>4</b>	<b>1.3</b>	<b>3</b>	<b>0</b>

**2021 GAME-BY-GAME STATS (LAS VEGAS)**

DATE	OPPONENT	P/S	ATT	YDS	AVG	LG	TD
09/13	BALTIMORE	1/1	0	0	0.0	-	0
09/19	at Pittsburgh	1/0	0	0	0.0	-	0
09/26	MIAMI	1/0	1	0	0.0	0	0
10/04	at L.A. Chargers	1/0	0	0	0.0	-	0
10/10	CHICAGO	1/0	0	0	0.0	-	0
10/17	at Denver	1/1	0	0	0.0	-	0
10/24	PHILADELPHIA	1/1	1	1	1.0	1	0
11/07	at N.Y. Giants	1/0	0	0	0.0	-	0
11/14	KANSAS CITY	1/0	0	0	0.0	-	0
11/21	CINCINNATI						INJURED RESERVE
11/25	at Dallas						INJURED RESERVE
12/05	WASHINGTON						INJURED RESERVE
12/12	at Kansas City						INJURED RESERVE
12/20	at Cleveland						INJURED RESERVE
12/26	DENVER						INJURED RESERVE
01/02	at Indianapolis						INJURED RESERVE
01/09	L.A. CHARGERS						INJURED RESERVE
<b>2021 TOTALS</b>		<b>9/3</b>	<b>2</b>	<b>1</b>	<b>0.5</b>	<b>1</b>	<b>0</b>

DATE	OPPONENT	P/S	REC	YDS	AVG	LG	TD
01/15	at Cincinnati*						INJURED RESERVE
<b>PLAYOFF TOTALS</b>		<b>0/0</b>	<b>0</b>	<b>0</b>	<b>0.0</b>	<b>-</b>	<b>0</b>


\* AFC Wild Card game

## 2022 GAME-BY-GAME STATS (MIAMI)

DATE	OPPONENT	P/S	ATT	YDS	AVG	LG	TD
09/11	NEW ENGLAND	1/1	1	2	2.0	2	0
09/18	at Baltimore	1/1	1	1	1.0	1	0
09/25	BUFFALO	1/1	1	0	0.0	0	0
09/29	at Cincinnati	1/1	0	0	0.0	-	0
10/09	at N.Y. Jets	1/1	0	0	0.0	-	0
10/16	MINNESOTA	1/1	1	2	2.0	2	0
10/23	PITTSBURGH	1/0	0	0	0.0	-	0
10/30	at Detroit	1/1	1	1	1.0	1t	1
11/06	at Chicago	1/1	0	0	0.0	-	0
11/13	CLEVELAND	1/1	0	0	0.0	-	0
11/27	HOUSTON	1/0	0	0	0.0	-	0
12/04	at San Francisco	1/1	0	0	0.0	-	0
12/11	at L.A. Chargers	1/1	0	0	0.0	-	0
12/17	at Buffalo	1/1	1	2	2.0	2	0
12/25	GREEN BAY	1/1	0	0	0.0	-	0
01/01	at New England	1/0	0	0	0.0	-	0
01/08	N.Y. JETS	1/1	0	0	0.0	-	0
<b>2022 TOTALS</b>		<b>17/14</b>	<b>6</b>	<b>8</b>	<b>1.3</b>	<b>2</b>	<b>1</b>

DATE	OPPONENT	P/S	ATT	YDS	AVG	LG	TD
01/15	at Buffalo*	1/0	0	0	0.0	0	0

\* AFC Wild Card game



# 73

## AUSTIN JACKSON

OFFENSIVE LINEMAN // 6-5 // 320 // SOUTHERN CALIFORNIA '20  
 ACQUIRED: D1B, '20  
 HOMETOWN: PHOENIX, ARIZ. // BORN: 8/11/99  
 NFL: FOURTH SEASON // DOLPHINS: FOURTH SEASON

### NFL CAREER

#### TRANSACTIONS:

- 1st-round pick (18th overall) by Miami in the 2020 NFL Draft.

#### CAREER HIGHLIGHTS:

- Played in 32 career games with 30 starts – 15 at left tackle, 13 at left guard and 2 at right tackle.

#### 2022 (MIAMI):

- Started 2 games at right tackle.
- Dressed but did not play 1 game.
- Inactive for 2 games.
- Missed 7 games after being placed on injured reserve on Sept. 16 and activated on Nov. 1.
- Missed the rest of the season after being placed on injured reserve on Dec. 5.

#### 2021 (MIAMI):

- Played in all 17 games with 16 starts – 13 at left guard and 3 at left tackle.
- 2 miscellaneous tackles.

**AT LAS VEGAS (9/26):** Started at left tackle; 1 miscellaneous fumble recovery.

**AT JACKSONVILLE IN LONDON (10/17):** Started at left guard.

- Protected QB Tua Tagovailoa as the team did not allow a sack.

**AT N.Y. JETS (11/21):** Started at left guard.

- Protected QB Tua Tagovailoa as the team did not allow a sack.

#### 2020 (MIAMI):

- Played in 13 games with 12 starts at left tackle.
- Activated off injured reserve on Nov. 7.
- Missed 3 games after being placed on injured reserve on Oct. 9.

**AT NEW ENGLAND (9/13):** Started at left tackle.

- Joined Solomon Kindley as the 1st Dolphins rookie duo to start a season opener on the offensive line since 2008 (Jake Long and Donald Thomas).
- Made his NFL debut.

**AT JACKSONVILLE (9/24):** Started at left tackle.

- Protected QB Ryan Fitzpatrick who completed 18-of-20 passes (90.0 pct.) and set a new franchise record for completion percentage in a single game with a minimum of 20 attempts.

**VS. NEW ENGLAND (12/20):** Started at left tackle.

- Helped the team rush for 250 yards, which was Miami's most since Dec. 24, 2016 at Buffalo and the most allowed by New England since Nov. 24, 2013.

## BEFORE THE NFL

### COLLEGE (SOUTHERN CALIFORNIA):

- 3-year letterman (2017-19) and 2-year starter.

**CAREER:** Played in 39 games with 25 starts.

**JUNIOR (2019):** Started all 13 games at left tackle; 1 blocked field goal.

- Honorable mention All-America.
- 1st-team All-Pac 12.
- Won the USC Chris Carlisle Courage Award.

**SOPHOMORE (2018):** Started all 12 games at left tackle.

- Co-recipient of the USC John McKay Award which recognizes competitive spirit.

**TRUE FRESHMAN (2017):** Played in all 14 games; 3 special teams tackles and 1 blocked field goal.

### HIGH SCHOOL (NORTH CANYON HS – PHOENIX, ARIZ.)

- Played offensive tackle and defensive end.
- Also played basketball and threw shot put and discus.

**SENIOR (2016):** 80 tackles, 4 sacks, 1 pass defended and 1 fumble recovery; 1 blocked punt and 1 blocked field goal.

- 1st-team All-American.
- 1st-team all-state.
- Placed 3rd in shot put and 11th in discus at the state Division II championships.

**JUNIOR (2015):** 72 tackles, 2 sacks, 1 pass defended and 3 forced fumbles; 2 blocked field goals.

- 1st-team All-American.
- 1st-team all-state.
- Placed 4th in discus and 6th in shot put at the state Division I championships.

**SOPHOMORE (2014):** 56 tackles and 5 sacks; 1 blocked field goal.

**FRESHMAN (2013):** 11 tackles.

## OFF THE FIELD

### PERSONAL:

- His grandfather, Melvin Jackson, played defensive tackle at USC (1974-75) and played 5

## AUSTIN JACKSON'S NFL REGULAR SEASON STATS

**GAMES/STARTS:** 2020: 13/12, 2021: 17/16, 2022: 2/2

**NFL TOTALS:** 32/30

### ADDITIONAL STATS

**Miscellaneous Fumble Recoveries:** 1 in 2021.

**Miscellaneous Tackles:** 2 in 2021.



29

BRANDON JONES

SAFETY // 6-1 // 190 // TEXAS '20  
 ACQUIRED: D3, '20  
 HOMETOWN: NACOGDOCHES, TEXAS // BORN: 4/2/98  
 NFL: FOURTH SEASON // DOLPHINS: FOURTH SEASON

## NFL CAREER

### TRANSACTIONS:

- 3rd-round pick (70th overall) by Miami in the 2020 NFL Draft.

### CAREER HIGHLIGHTS:

- Played in 38 career games with 24 starts.
- 184 tackles (111 solo), 8.0 sacks, 1 interception, 5 passes defended, 3 forced fumbles and 2 fumble recoveries.
- 6 special teams tackles (4 solo).
- His 59 tackles in 2020 were tied for 11th by all NFL rookies.

### 2022 (MIAMI):

- Started 7 games.
- Missed the rest of the season after being placed on injured reserve on Oct. 25.
- 49 tackles (26 solo), 2.0 sacks, 3 passes defended and 1 forced fumble.

**VS. NEW ENGLAND (9/11):** 11 tackles (6 solo), 1.0 sack, 1 pass defended and 1 forced fumble.

- Strip-sacked QB Mac Jones in 2nd quarter, causing a fumble that LB Melvin Ingram returned 2 yards for a TD.

**VS. BUFFALO (9/25):** 9 tackles (6 solo) and 1 pass defended.

**AT N.Y. JETS (10/9):** 9 tackles (5 solo) and 1.0 sack.

- Sacked QB Zach Wilson for a loss of 17 yards near the end of the 3rd quarter.

## 2021 (MIAMI):

- Played in 15 games with 13 starts.
  - Inactive for 2 games.
  - 76 tackles (45 solo), 5.0 sacks, 1 interception, 1 pass defended, 1 forced fumble and 2 fumble recoveries.
  - 3 solo special teams tackles.
- AT LAS VEGAS (9/26):** 6 tackles (4 solo) and 2.0 sacks.
- Sacked QB Derek Carr for a loss of 7 yards on 3rd-and-4 in the 2nd quarter.
  - Sacked QB Derek Carr for a loss of 15 yards on 3rd-and-11 in the 4th quarter.
- VS. HOUSTON (11/7):** 6 tackles (3 solo) and 1 fumble recovery.
- Recovered a TE Jordan Akins fumble forced by S Eric Rowe in the 4th quarter.
- AT N.Y. JETS (11/21):** 6 tackles (2 solo), 1.0 sack and 1 forced fumble.
- Strip-sacked QB Joe Flacco in the 2nd quarter and the fumble was recovered by DT Christian Wilkins and returned for 9 yards.
- VS. N.Y. JETS (12/19):** 6 tackles (4 solo) and 1.0 sack.
- Sacked QB Zach Wilson for a loss of 8 yards in the 3rd quarter.
- AT NEW ORLEANS (12/27):** 6 tackles (2 solo), 1.0 sack, 1 interception and 1 pass defended.
- Sacked QB Ian Book for a loss of 3 yards on 3rd-and-8 in the 3rd quarter.
  - Intercepted QB Ian Book on 4th-and-9 in the 4th quarter and returned it 8 yards.
  - It was his 1st career interception.

## 2020 (MIAMI):

- Played in all 16 games with 4 starts.
  - 59 tackles (40 solo), 1.0 sack, 1 pass defended and 1 forced fumble.
  - 3 special teams tackles (1 solo).
  - His 59 tackles were tied for 11th among all NFL rookies.
- AT NEW ENGLAND (9/13):** 9 tackles (7 solo).
- Made his NFL debut.
- AT N.Y. JETS (11/29):** 3 tackles (2 solo) and 1.0 sack.
- Sacked QB Sam Darnold on 3rd-and-3 for a loss of 9 yards in the 1st quarter.
  - It was his 1st career sack.
- VS. NEW ENGLAND (12/20):** 6 tackles (4 solo) and 1 forced fumble.
- Forced a QB Cam Newton fumble on 3rd-and-8 in the 2nd quarter.

## BEFORE THE NFL

### COLLEGE (TEXAS):

- 4-year letterman (2016-19) and 3-year starter.
- CAREER:** Played in 46 games with 35 starts; 233 tackles (175 solo), 1 sack, 4 interceptions, 11 passes defended, 2 forced fumbles and 3 fumble recoveries; 2 blocked punts; 3 kickoff returns for 55 yards (18.3 avg.); 14 punt returns for 161 yards (11.5 avg.).
- SENIOR (2019):** Started 12 games; 86 tackles (64 solo), 1 sack, 2 interceptions, 6 passes defended, 1 forced fumble and 1 fumble recovery; 6 punt returns for 63 yards (10.5 avg.).
- Voted a team captain.
- JUNIOR (2018):** Started 10 games; 70 tackles (48 solo), 2 interceptions, 3 passes defended and 2 fumble recoveries; 6 punt returns for 65 yards (10.8 avg.).
- Honorable mention All-Big 12.
- SOPHOMORE (2017):** Started 12 games; 61 tackles (51 solo), 2 passes defended and 1 forced fumble; 1 kickoff return for 11 yards.
- TRUE FRESHMAN (2016):** Played all 12 games with 1 start; 16 tackles (12 solo); 2 blocked punts; 2 kickoff returns for 44 yards (22.0 avg.); 2 punt returns for 33 yards (16.5 avg.).

### HIGH SCHOOL (NACOGDOCHES HS - NACOGDOCHES, TEXAS)

- Played on offense, defense and special teams.
  - Also ran track and placed 3rd in the state championships as the anchor on the 4x200m team.
- SENIOR (2015):** 124 tackles and 2 interceptions; 8 TDs on offense and special teams.
- All-American.
  - Texas Defensive Player of the Year.
  - 1st-team all-state.
  - All-district.
- JUNIOR (2014):** 30 tackles and 2 forced fumbles.
- SOPHOMORE (2013):** 95 tackles, 5 interceptions and 13 passes defended; 1 interception return for a TD.
- Honorable mention all-state.
  - 1st-team all-district at defensive back and return specialist.

## OFF THE FIELD

### PERSONAL:

- **MAJOR:** Sport management.

## BRANDON JONES' NFL REGULAR SEASON STATS


YEAR	TEAM	GP	GS	TACKLES					INTERCEPTIONS					FUMBLES	
				TOT	SOLO	ASST	SK	YDS	INT	YDS	LG	TD	PD	FF	FR
2020	MIAMI	16	4	59	40	19	1.0	9.0	0	0	0	0	1	1	0
2021	MIAMI	15	13	76	45	31	5.0	39.0	1	8	8	0	1	1	2
2022	MIAMI	7	7	49	26	23	2.0	30.0	0	0	0	0	3	1	0
<b>NFL TOTALS</b>		<b>38</b>	<b>24</b>	<b>184</b>	<b>111</b>	<b>73</b>	<b>8.0</b>	<b>78.0</b>	<b>1</b>	<b>8</b>	<b>8</b>	<b>0</b>	<b>5</b>	<b>3</b>	<b>2</b>

### ADDITIONAL STATS

Special Teams Tackles: 3 in 2020, 3 in 2021 for total of 6.

## SINGLE-GAME CAREER HIGHS

<b>Tackles:</b>	11	vs. New England, 9/11/22
<b>Sacks:</b>	2.0	at Las Vegas, 9/26/21
<b>Interceptions:</b>	1	at New Orleans, 12/27/21
<b>Passes Defensed:</b>	1	4 times, last: vs. Buffalo, 9/25/22
<b>Forced Fumbles:</b>	1	3 times, last: vs. New England, 9/11/22
<b>Fumble Recoveries:</b>	1	Twice, last: vs. Houston, 11/7/21



**65** **ROBERT JONES**

**OFFENSIVE LINEMAN // 6-4 // 325 // MIDDLE TENNESSEE ST. '21**  
**ACQUIRED: FA, '21**  
**HOMETOWN: CHICAGO, ILL. // BORN: 1/28/99**  
**NFL: THIRD SEASON // DOLPHINS: THIRD SEASON**

### NFL CAREER

#### TRANSACTIONS:

- Signed by Miami as an undrafted college free agent on May 13, 2021.

#### CAREER HIGHLIGHTS:

- Played in 24 career games with 8 starts – 7 at left guard and 1 at right tackle.
- Started 1 postseason game.

#### 2022 (MIAMI):

- Played in 16 games with 7 starts at left guard.
- Dressed but did not play 1 game.

#### AT DETROIT (10/30):

- Played 15 snaps at left guard.
- Helped the Dolphins total 476 yards of offense in the come-from-behind victory.

#### AT CHICAGO (11/6):

- Started at left guard.
- Made his 1st start of the season and helped the Dolphins total 35 points and 302 passing yards.

#### VS. CLEVELAND (11/13):

- Started at left guard.
- Helped the offense total 491 yards and 39 points while not allowing QB Tua Tagovailoa to get sacked.

#### POSTSEASON:

**AFC WILD CARD AT BUFFALO (1/15):** Started at right guard.

#### 2021 (MIAMI):

- Played in 8 games with 1 start at right tackle.
- Missed 1 game on the Reserve/COVID-19 List.
- Dressed but did not play in 8 games.

**VS. BUFFALO (9/19):** Contributed as a reserve offensive lineman.

- Made his NFL debut.

**VS. N.Y. JETS (12/19):** Played 10 snaps as an extra offensive lineman.

**VS. NEW ENGLAND (1/9):** Started at right tackle.

- Made his 1st career start.

### BEFORE THE NFL

#### COLLEGE (MIDDLE TENNESSEE STATE):

- 2-year starter (2019-20).
- Transferred from Highland (Kansas) Community College following his sophomore season in 2018.

**CAREER (AT MIDDLE TENNESSEE STATE):** Played in 20 games with 18 starts at right tackle.

**SENIOR (2020 AT MIDDLE TENNESSEE STATE):**

Played in 8 games with 7 starts at right tackle;

- Honorable mention All-Conference USA

**JUNIOR (2019 AT MIDDLE TENNESSEE STATE):**

Played in all 12 games with 11 starts at right tackle.

- Honorable mention All-Conference USA.

**SOPHOMORE (2018 AT HIGHLAND CC):**

Started all 10 games at left guard.

- Honorable mention all-conference.

**TRUE FRESHMAN (2017 AT HIGHLAND CC):**

Played in 8 games with 3 starts on the offensive line.

#### HIGH SCHOOL (ROCKFORD EAST HS – ROCKFORD, ILL.)

- Also played defensive line.

### OFF THE FIELD

#### COMMUNITY:

2021:

- Along with fellow Dolphins rookies, teamed up with Neighbors4Neighbors to provide South Florida families with holiday gifts.
- Selected the CHAMPS Male Mentoring Program – a youth mentorship program he participated in growing up in Chicago – for My Cause My Cleats.

#### PERSONAL:

- **MAJOR:** General studies.

## ROBERT JONES' NFL REGULAR SEASON STATS


GAMES/STARTS: 2021: 8/1, 2022: 16/7

NFL TOTALS: 24/8

## ROBERT JONES' NFL PLAYOFF STATS

GAMES/STARTS: 2022: 1/1

PLAYOFF TOTALS: 1/1



# 4

## KADER KOHOU

CORNERBACK // 5-10 // 193 // TEXAS A&M-COMMERCE '22  
ACQUIRED: FA, '22  
HOMETOWN: ABIDJAN, IVORY COAST // BORN: 11/28/98  
NFL: SECOND SEASON // DOLPHINS: SECOND SEASON

### NFL CAREER

#### TRANSACTIONS:

- Signed by Miami as an undrafted college free agent on May 13, 2022.

#### CAREER HIGHLIGHTS:

- Played in 15 career games with 13 starts.
- 72 tackles (63 solo), 1 interception, 8 passes defended and 1 forced fumble.
- Started 1 postseason game.
- Led all undrafted rookies in 2022 in defensive snaps (852), tackles (72) and passes defended (10).

#### 2022 (MIAMI):

- Played in 15 games with 13 starts.
- Inactive for 2 games.
- 72 tackles (63 solo), 1 interception, 8 passes defended and 1 forced fumble.
- Led all undrafted rookies in defensive snaps (852), tackles (72) and passes defended (10).

#### VS. NEW ENGLAND (9/11):

- 3 solo tackles, 1 pass defended and 1 forced fumble.
- Forced a fumble by WR Nelson Agholor that was recovered by LB Jaelan Phillips in the 4th quarter.
- Deflected a pass on 4th-and-3 in the 4th quarter to force a turnover on downs.

- Became the 1st NFL undrafted rookie to force a fumble in a Week 1 game since N.Y. Giants DB Bruce Johnson (Sept. 13, 2009 vs. Was.).

- Made his NFL debut.

#### VS. BUFFALO (9/25):

- 6 tackles (4 solo).

- Made his 1st NFL start.

#### VS. CLEVELAND (11/13):

- 4 tackles (3 solo) and 3 passes defended.
- Became 1st undrafted rookie to total 3 passes defended in an NFL game since 2019 (Miami's Nik Needham).

#### VS. GREEN BAY (12/25):

- 5 solo tackles, 1 interception and 2 passes defended.
- Intercepted QB Aaron Rodgers in the end zone on a 4th-down play in the 4th quarter for his 1st career interception.

#### POSTSEASON:

#### AFC WILD CARD AT BUFFALO (1/15):

- 2 solo tackles and 2 passes defended.
- Became the 1st undrafted rookie cornerback to start an NFL playoff game since New England's J.C. Jackson on Jan. 20, 2019 at Kansas City and the 1st undrafted rookie to have multiple passes defended in a playoff game since New Orleans' Shy Tuttle on Jan. 5, 2020 vs. Minnesota.

### BEFORE THE NFL

#### COLLEGE (TEXAS A&M-COMMERCE):

- 4-year letterman (2017-19, 21).

#### CAREER:

- Played in 44 games; 113 tackles (87 solo) 5 interceptions, 37 passes defended, 4 forced fumbles and 3 fumble recoveries; 12 kickoff returns for 232 yards (19.3 avg.); 8 punt returns for 116 yards (14.5 avg.); 1 reception for 40 yards.

#### SENIOR (2021):

- Played in all 11 games; 26 tackles (21 solo) and 6 passes defended; 4 kickoff returns for 49 yards (12.3 avg.); 1 punt return for -5 yards; 1 reception for 40 yards.

- Lone Star Conference Defensive Back of the Year.
- 1st-team all-conference.
- 2020 season was canceled due the COVID-19 global pandemic.

#### JUNIOR (2019):

- Played in 11 games; 27 tackles (19 solo) 3 interceptions, 8 passes defended, 1 forced fumble and 2 fumble recoveries; 8 kickoff returns for 183 yards (22.9 avg.); 7 punt returns for 121 yards (17.3 avg.).

#### SOPHOMORE (2018):

- Played in 11 games; 45 tackles (37 solo), 2 interceptions, 18 passes defended, 3 forced fumbles and 1 fumble recovery.
- 2nd-team all-conference.

#### REDSHIRT FRESHMAN (2017):

- Played in 11 games; 15 tackles (10 solo) and 5 passes defended.
- Helped team win the NCAA Division II National Championship.
- Redshirted in 2016.



## HIGH SCHOOL (TRINITY HS – EULESS, TEXAS)

- Also lettered in track & field.

### SENIOR (2015):

- 1st-team all-district.
- District champion.

## OFF THE FIELD

### PERSONAL:


- **PRONUNCIATION:** Name is pronounced KAY-der KOH-hoo.

### KADER KOHOU'S NFL REGULAR SEASON STATS

YEAR	TEAM	GP	GS	TACKLES					INTERCEPTIONS					FUMBLES	
				TOT	SOLO	ASST	SK	YDS	INT	YDS	LG	TD	PD	FF	FR
2022	MIAMI	15	13	72	63	9	0.0	0.0	1	0	0	0	10	1	0
<b>NFL TOTALS</b>		<b>15</b>	<b>13</b>	<b>72</b>	<b>63</b>	<b>9</b>	<b>0.0</b>	<b>0.0</b>	<b>1</b>	<b>0</b>	<b>0</b>	<b>0</b>	<b>10</b>	<b>1</b>	<b>0</b>

### KADER KOHOU'S NFL PLAYOFF STATS

YEAR	TEAM	GP	GS	TACKLES					INTERCEPTIONS					FUMBLES	
				TOT	SOLO	ASST	SK	YDS	INT	YDS	LG	TD	PD	FF	FR
2022	MIAMI	1	1	2	2	0	0.0	0.0	0	0	0	0	2	0	0
<b>PLAYOFF TOTALS</b>		<b>1</b>	<b>1</b>	<b>2</b>	<b>2</b>	<b>0</b>	<b>0.0</b>	<b>0.0</b>	<b>0</b>	<b>0</b>	<b>0</b>	<b>0</b>	<b>2</b>	<b>0</b>	<b>0</b>



# 48

## TYLER KROFT

**TIGHT END // 6-6 // 252 // RUTGERS '15**  
**ACQUIRED: FA, '23**  
**HOMETOWN: DOWNINGTOWN, PA. // BORN: 10/15/92**  
**NFL: NINTH SEASON // DOLPHINS: FIRST SEASON**

## NFL CAREER

### TRANSACTIONS:

- Signed by Miami on May 9, 2023.
- Signed by San Francisco on May 23, 2022.
- Signed by the N.Y. Jets as an unrestricted free agent from Buffalo on March 22, 2021.
- Signed by Buffalo as an unrestricted free agent from Cincinnati on March 14, 2019.
- 3rd-round pick (85th overall) by Cincinnati in the 2015 NFL Draft.

### CAREER HIGHLIGHTS:

- Played in 92 career games with 52 starts.
- 105 receptions for 1,081 yards (10.3 avg.) and 13 TDs.
- 21 special teams tackles (12 solo).
- 7 miscellaneous tackles.
- His 7 receiving TDs in 2017 were 6th among all NFL tight ends that season.
- His 7 special teams tackles in 2016 were tied for the most by any TE in the league that season.
- Appeared in 4 postseason games with 1 start – 1 with Cincinnati, 1 with Buffalo and 2 with San Francisco.

### 2022 (SAN FRANCISCO):

- Played in 11 games with 4 starts.
- Inactive for 6 games.
- 4 receptions for 57 yards (14.3 avg.).
- 1 special teams tackle.

**AT CHICAGO (9/11):** 1 reception for 9 yards.

- Made his 49ers debut.

**VS. MIAMI (12/4):** 1 reception for 14 yards.

**AT SEATTLE (12/15):** 1 reception for 28 yards.

### POSTSEASON:

**NFC WILD CARD VS. SEATTLE (1/14):** Played but did not record any stats.

**NFC DIVISIONAL VS. DALLAS (1/22):** Inactive.

**NFC CHAMPIONSHIP AT PHILADELPHIA (1/29):** Played but did not record any stats.

### 2021 (N.Y. JETS):

- Played in 9 games with 6 starts.
- Inactive for 2 games.
- Spent 1 game on the Reserve/COVID-19 list.
- Missed 5 games after being placed on injured reserve on Nov. 9 and being activated on Dec. 18.
- 16 receptions for 173 yards (10.8 avg.) and 1 TD.
- 1 solo special teams tackle.
- 2 miscellaneous tackles.

**AT CAROLINA (9/12):** 3 receptions for 26 yards (8.7 avg.).

- Made his Jets debut.

**VS. CINCINNATI (10/31):** 2 receptions for 20 yards (10.0 avg.) and 1 TD.

- Caught a game-winning 13-yard TD pass from QB Mike White with 3:45 remaining, capping off an 11-point comeback in the game's final 5 minutes.

**VS. JACKSONVILLE (12/26):** 3 receptions for 29 yards (9.7 avg.).

## 2020 (BUFFALO):

- Played in 10 games with 4 starts.
- Inactive for 4 games.
- Spent 2 games on the Reserve/COVID-19 list.
- 12 receptions for 119 yards (9.9 avg.) and 3 TDs.
- 1 miscellaneous tackle.

**VS. L.A. RAMS (9/27):** 4 receptions for 24 yards (6.0 avg.) and 2 TDs.

- Scored on a 3-yard TD pass from QB Josh Allen with 38 seconds remaining in the 1st half.
- Caught a game-winning 3-yard TD pass from QB Josh Allen with 15 seconds left to defeat the Rams.

**AT N.Y. JETS (10/25):** 4 receptions for 64 yards (16.0 avg.).

**VS. SEATTLE (11/8):** 1 reception for 1 yard and 1 TD.

- Caught a 1-yard TD from QB Josh Allen in the 1st quarter.

## POSTSEASON:

**AFC WILD CARD VS. INDIANAPOLIS (1/9):** Inactive.

**AFC DIVISIONAL VS. BALTIMORE (1/16):** Inactive.

**AFC CHAMPIONSHIP AT KANSAS CITY (1/24):** Inactive.

## 2019 (BUFFALO):

- Played in 11 games with 3 starts.
- Inactive for 5 games.
- 6 receptions for 71 yards (11.8 avg.) and 1 TD.

**VS. MIAMI (10/20):** Played but did not record any stats.

- Made his Bills debut.

**VS. PHILADELPHIA (10/27):** 2 receptions for 32 yards (16.0 avg.).

**AT PITTSBURGH (12/15):** 1 reception for 14 yards and 1 TD.

- Scored on a 14-yard pass from QB Josh Allen with 7:55 left in what wound up being the game-winning TD.

## POSTSEASON:

**AFC WILD CARD AT HOUSTON (1/4):** Played but did not record any stats.

## 2018 (CINCINNATI):

- Played in 5 games with 2 starts.
- Inactive for 4 games.
- Missed the rest of the season after being placed on injured reserve on Nov. 16.
- 4 receptions for 36 yards (9.0 avg.).
- 1 solo special teams tackle.

**VS. BALTIMORE (9/13):** 2 receptions for 11 yards (5.5 avg.).

## 2017 (CINCINNATI):

- Started all 16 games.
- 42 receptions for 404 yards (9.6 avg.) and 7 TDs.
- 1 solo special teams tackle.
- 3 miscellaneous tackles.
- His 7 receiving TDs were 6th among all NFL tight ends that season.

**AT CLEVELAND (10/1):** 6 receptions for 68 yards (11.3 avg.) and 2 TDs.

- Caught a 3-yard TD pass from QB Andy Dalton in the 2nd quarter.
- Scored on a 16-yard pass from QB Andy Dalton to give Cincinnati a 31-0 lead in the 3rd quarter.

**AT DENVER (11/19):** 2 receptions for 12 yards (6.0 avg.) and 1 TD.

- Caught a 1-yard TD pass from QB Andy Dalton to open scoring in the 1st quarter.

**AT BALTIMORE (12/31):** 6 receptions for 53 yards (8.8 avg.) and 2 TDs.

- Caught a 1-yard TD pass from QB Andy Dalton on Cincinnati's opening possession.
- Scored on a 5-yard TD pass from QB Andy Dalton in the 2nd quarter.

## 2016 (CINCINNATI):

- Played in 14 games with 11 starts.
- Inactive for 2 games.
- 10 receptions for 92 yards (9.2 avg.).
- 7 special teams tackles (5 solo).
- 1 miscellaneous tackle.
- His 7 special teams tackles were tied for the most by any TE in the league that season.

**AT PITTSBURGH (9/18):** 3 receptions for 35 yards (11.7 avg.).

**AT DALLAS (10/9):** 3 receptions for 29 yards (9.7 avg.).

## 2015 (CINCINNATI):

- Played in all 16 games with 6 starts.
- 11 receptions for 129 yards (11.7 avg.) and 1 TD.
- 10 special teams tackles (4 solo).

**AT OAKLAND (9/13):** Played but did not record any stats.

- Made his NFL debut.

**VS. SEATTLE (10/11):** Started but did not record any stats.

- Made his 1st NFL start.

**AT SAN FRANCISCO (12/20):** 3 receptions for 31 yards (10.3 avg.) and 1 TD.

- 1 miscellaneous tackle.

## POSTSEASON:

**AFC WILD CARD VS. PITTSBURGH (1/9):** Started but did not record any stats.

## BEFORE THE NFL

### COLLEGE (RUTGERS):

- 3-year letterman (2012-14) and 1-year starter.

**CAREER:** Played in 37 games with 24 starts; 70 receptions for 901 yards (12.9 avg.) and 5 TDs.

**JUNIOR (2014):** Played in all 13 games with 11 starts; 24 receptions for 269 yards (11.2 avg.).

**SOPHOMORE (2013):** Played in all 13 games with 12 starts; 43 receptions for 573 yards (13.3 avg.) and 4 TDs.

- 1st-team All-AAC.
  - His 573 receiving yards and 43 receptions both led the team.
- REDSHIRT FRESHMAN (2012):** Played in 11 games with 1 start; 3 receptions for 59 yards (19.7 avg.) and 1 TD.
- Redshirted in 2011.

## HIGH SCHOOL (DOWNTOWN EAST HS – DOWNTOWN, PA.)

- Played tight end and wide receiver.

**SENIOR (2010):** 40 receptions for 669 yards (16.7 avg.) and 8 TDs.

**JUNIOR (2009):** 36 receptions for 667 yards (18.5 avg.) and 8 TDs.

## OFF THE FIELD

### PERSONAL:

- **MAJOR:** Communication.

## TYLER KROFT'S NFL REGULAR SEASON STATS

YEAR	TEAM	GP	GS	RECEIVING				RUSHING					
				REC	YDS	AVG	LG	TD	ATT	YDS	AVG	LG	TD
2015	CINCINNATI	16	6	11	129	11.7	22	1	0	0	0.0	0	0
2016	CINCINNATI	14	11	10	92	9.2	21	0	0	0	0.0	0	0
2017	CINCINNATI	16	16	42	404	9.6	59	7	0	0	0.0	0	0
2018	CINCINNATI	5	2	4	36	9.0	16	0	0	0	0.0	0	0
2019	BUFFALO	11	3	6	71	11.8	20	1	0	0	0.0	0	0
2020	BUFFALO	10	4	12	119	9.9	38	3	0	0	0.0	0	0
2021	N.Y. JETS	9	6	16	173	10.8	26	1	0	0	0.0	0	0
2022	SAN FRANCISCO	11	4	4	57	14.3	28	0	0	0	0.0	0	0
<b>NFL TOTALS</b>		<b>92</b>	<b>52</b>	<b>105</b>	<b>1081</b>	<b>10.3</b>	<b>59</b>	<b>13</b>	<b>0</b>	<b>0</b>	<b>0.0</b>	<b>0</b>	<b>0</b>

## TYLER KROFT'S NFL PLAYOFF STATS

YEAR	TEAM	GP	GS	RECEIVING				RUSHING					
				REC	YDS	AVG	LG	TD	ATT	YDS	AVG	LG	TD
2015	CINCINNATI	1	1	0	0	0.0	0	0	0	0	0.0	0	0
2019	BUFFALO	1	0	0	0	0.0	0	0	0	0	0.0	0	0
2022	SAN FRANCISCO	2	0	0	0	0.0	0	0	0	0	0.0	0	0
<b>PLAYOFF TOTALS</b>		<b>4</b>	<b>1</b>	<b>0</b>	<b>0</b>	<b>0.0</b>	<b>0</b>	<b>0</b>	<b>0</b>	<b>0</b>	<b>0.0</b>	<b>0</b>	<b>0</b>

## ADDITIONAL STATS

**Special Teams Tackles:** (Cincinnati) 10 in 2015, 7 in 2016, 1 in 2017, 1 in 2018, (N.Y. Jets) 1 in 2021, (San Francisco) 1 in 2022 for total of 21.

**Miscellaneous Tackles:** (Cincinnati) 1 in 2016, 3 in 2017, (Buffalo) 1 in 2020, (N.Y. Jets) 2 in 2021 for total of 7.

## SINGLE-GAME CAREER HIGHS

- Receptions:** 6 Twice, last: at Baltimore, 12/31/17
- Receiving Yards:** 79 at Jacksonville, 11/5/17
- Longest Reception:** 59 at Jacksonville, 11/5/17
- Receiving TDs:** 2 3 times, last: vs. L.A. Rams, 9/27/20

## 2015 GAME-BY-GAME STATS (CINCINNATI)

DATE	OPPONENT	P/S	REC	YDS	AVG	LG	TD
09/13	at Oakland	1/0	0	0	0.0	-	0
09/20	SAN DIEGO	1/0	0	0	0.0	-	0
09/27	at Baltimore	1/0	0	0	0.0	-	0
10/04	KANSAS CITY	1/0	0	0	0.0	-	0
10/11	SEATTLE	1/1	0	0	0.0	-	0
10/18	at Buffalo	1/0	0	0	0.0	-	0
11/01	at Pittsburgh	1/0	0	0	0.0	-	0
11/05	CLEVELAND	1/0	0	0	0.0	-	0
11/16	HOUSTON	1/0	0	0	0.0	-	0
11/22	at Arizona	1/0	0	0	0.0	-	0
11/29	ST. LOUIS	1/1	1	4	4.0	4	0
12/06	at Cleveland	1/1	1	17	17.0	17	0
12/13	PITTSBURGH	1/0	2	31	15.5	22	0
12/20	at San Francisco	1/1	3	31	10.3	20	1
12/28	at Denver	1/1	4	46	11.5	15	0
01/03	BALTIMORE	1/1	0	0	0.0	-	0
<b>2015 TOTALS</b>		<b>16/6</b>	<b>11</b>	<b>129</b>	<b>11.7</b>	<b>22</b>	<b>1</b>

DATE	OPPONENT	P/S	REC	YDS	AVG	LG	TD
01/09	PITTSBURGH*	1/1	0	0	0.0	-	0

\* AFC Wild Card game

## A PERFECT MOMENT IN TIME

On January 31, 2010, prior to kickoff of the Pro Bowl game played at Hard Rock Stadium, the Miami Dolphins unveiled the "Perfect Moment In Time" statue in honor of Hall of Fame Coach Don Shula. The 10-foot tall bronze sculpture featured Shula riding on the shoulders of Hall-of-Fame linebacker Nick Buoniconti and reserve offensive lineman Al Jenkins after winning Super Bowl VII to complete the Perfect Season was unveiled in front of the team's corporate headquarters at the East Gate of the stadium. The event marked the return of the Dolphins front office to Miami-Dade County after 16 years in Broward County. Additionally on that day, the stadium's new address was announced as 347 Don Shula Drive in honor of the head coach's career victory total.



## 2016 GAME-BY-GAME STATS (CINCINNATI)

DATE	OPPONENT	P/S	REC	YDS	AVG	LG	TD
09/11	at N.Y. Jets	1/0	0	0	0.0	-	0
09/18	at Pittsburgh	1/0	3	35	11.7	21	0
09/25	DENVER	1/1	0	0	0.0	-	0
09/29	MIAMI	1/1	0	0	0.0	-	0
10/09	at Dallas	1/1	3	29	9.7	13	0
10/16	at New England	1/1	2	19	9.5	13	0
10/23	CLEVELAND	1/1	1	3	3.0	3	0
10/30	WASHINGTON	1/1	1	6	6.0	6	0
11/14	at N.Y. Giants	1/1	0	0	0.0	-	0
11/20	BUFFALO	1/0	0	0	0.0	-	0
11/27	at Baltimore	1/1	0	0	0.0	-	0
12/04	PHILADELPHIA	1/1	0	0	0.0	-	0
12/11	at Cleveland	1/1	0	0	0.0	-	0
12/18	PITTSBURGH	1/1	0	0	0.0	-	0
12/24	at Houston						INACTIVE
01/01	BALTIMORE						INACTIVE
<b>2016 TOTALS</b>		<b>14/11</b>	<b>10</b>	<b>92</b>	<b>9.2</b>	<b>21</b>	<b>0</b>

## 2017 GAME-BY-GAME STATS (CINCINNATI)

DATE	OPPONENT	P/S	REC	YDS	AVG	LG	TD
09/10	BALTIMORE	1/1	1	5	5.0	5	0
09/14	HOUSTON	1/1	0	0	0.0	-	0
09/24	at Green Bay	1/1	3	28	9.3	14	0
10/01	at Cleveland	1/1	6	68	11.3	21	2
10/08	BUFFALO	1/1	4	38	9.5	15	0
10/22	at Pittsburgh	1/1	4	23	5.8	10	1
10/29	INDIANAPOLIS	1/1	5	46	9.2	19	0
11/05	at Jacksonville	1/1	2	79	39.5	59	0
11/12	at Tennessee	1/1	1	4	4.0	4	0
11/19	at Denver	1/1	2	12	6.0	11	1
11/26	CLEVELAND	1/1	3	14	4.7	8	1
12/04	PITTSBURGH	1/1	2	30	15.0	19	0
12/10	CHICAGO	1/1	0	0	0.0	-	0
12/17	at Minnesota	1/1	2	1	0.5	6	0
12/24	DETROIT	1/1	1	3	3.0	3	0
12/31	at Baltimore	1/1	6	53	8.8	20	2
<b>2017 TOTALS</b>		<b>16/16</b>	<b>42</b>	<b>404</b>	<b>9.6</b>	<b>59</b>	<b>7</b>

## 2018 GAME-BY-GAME STATS (CINCINNATI)

DATE	OPPONENT	P/S	REC	YDS	AVG	LG	TD
09/09	at Indianapolis	1/0	1	9	9.0	9	0
09/13	BALTIMORE	1/1	2	11	5.5	6	0
09/23	at Carolina	1/0	1	16	16.0	16	0
09/30	at Atlanta	1/0	0	0	0.0	-	0
10/07	MIAMI	1/1	0	0	0.0	-	0
10/14	PITTSBURGH						INACTIVE
10/21	at Kansas City						INACTIVE
10/28	TAMPA BAY						INACTIVE
11/11	NEW ORLEANS						INACTIVE
11/18	at Baltimore						INJURED RESERVE
11/25	CLEVELAND						INJURED RESERVE
12/02	DENVER						INJURED RESERVE
12/09	at L.A. Chargers						INJURED RESERVE
12/16	OAKLAND						INJURED RESERVE
12/23	at Cleveland						INJURED RESERVE
12/30	at Pittsburgh						INJURED RESERVE
<b>2018 TOTALS</b>		<b>5/2</b>	<b>4</b>	<b>36</b>	<b>9.0</b>	<b>16</b>	<b>0</b>

## 2019 GAME-BY-GAME STATS (BUFFALO)

DATE	OPPONENT	P/S	REC	YDS	AVG	LG	TD
09/08	at N.Y. Jets						INACTIVE
09/15	at N.Y. Giants						INACTIVE
09/22	CINCINNATI						INACTIVE
09/29	NEW ENGLAND						INACTIVE
10/06	at Tennessee						INACTIVE
10/20	MIAMI	1/0	0	0	0.0	-	0
10/27	PHILADELPHIA	1/1	2	32	16.0	20	0
11/03	WASHINGTON	1/0	0	0	0.0	-	0
11/10	at Cleveland	1/1	0	0	0.0	-	0
11/17	at Miami	1/0	1	6	6.0	6	0
11/24	DENVER	1/0	1	14	14.0	14	0
11/28	at Dallas	1/0	0	0	0.0	-	0
12/08	BALTIMORE	1/0	0	0	0.0	-	0
12/15	at Pittsburgh	1/0	1	14	14.0	14t	1
12/21	at New England	1/0	0	0	0.0	-	0
12/29	N.Y. JETS	1/1	1	5	5.0	5	0
<b>2019 TOTALS</b>		<b>11/3</b>	<b>6</b>	<b>71</b>	<b>11.8</b>	<b>20</b>	<b>1</b>

DATE	OPPONENT	P/S	REC	YDS	AVG	LG	TD
01/04	at Houston*	1/0	0	0	0.0	-	0

\*AFC Wild Card game

## 2020 GAME-BY-GAME STATS (BUFFALO)

DATE	OPPONENT	P/S	REC	YDS	AVG	LG	TD
09/13	N.Y. JETS	1/0	0	0	0.0	-	0
09/20	at Miami	1/0	0	0	0.0	-	0
09/27	L.A. RAMS	1/1	4	24	6.0	13	2
10/04	at Las Vegas	1/0	1	12	12.0	12	0
10/13	at Tennessee	1/0	0	0	0.0	-	0
10/19	KANSAS CITY	1/1	1	7	7.0	7	0
10/25	at N.Y. Jets	1/1	4	64	16.0	38	0
11/01	NEW ENGLAND	1/1	1	11	11.0	11	0
11/08	SEATTLE	1/0	1	1	1.0	1t	1
11/15	at Arizona						RESERVE/COVID-19
11/29	L.A. CHARGERS						INACTIVE
12/07	at San Francisco						INACTIVE
12/13	PITTSBURGH						INACTIVE
12/19	at Denver						INACTIVE
12/28	at New England	1/0	0	0	0.0	-	0
01/03	MIAMI						RESERVE/COVID-19
<b>2020 TOTALS</b>		<b>10/4</b>	<b>12</b>	<b>119</b>	<b>9.9</b>	<b>38</b>	<b>3</b>

DATE	OPPONENT	P/S	REC	YDS	AVG	LG	TD
01/09	INDIANAPOLIS*	1/0					INACTIVE
01/16	BALTIMORE**						INACTIVE
01/24	at Kansas City***	1/0					INACTIVE
<b>PLAYOFF TOTALS</b>		<b>2/0</b>	<b>0</b>	<b>0</b>	<b>0.0</b>	<b>-</b>	<b>0</b>

\*AFC Wild Card game

\*\*AFC Divisional game

\*\*\*AFC Championship

## 2021 GAME-BY-GAME STATS (N.Y. JETS)


DATE	OPPONENT	P/S	REC	YDS	AVG	LG	TD
09/12	at Carolina	1/0	3	26	8.7	10	0
09/19	NEW ENGLAND	1/1	1	8	8.0	8	0
09/26	at Denver	1/1	2	12	6.0	8	0
10/03	TENNESSEE	1/0	0	0	0.0	-	0
10/10	at Atlanta						INACTIVE
10/24	at New England						INACTIVE
10/31	CINCINNATI	1/1	2	20	10.0	13t	1
11/04	at Indianapolis	1/1	2	38	19.0	26	0
11/14	BUFFALO						INJURED RESERVE
11/21	MIAMI						INJURED RESERVE
11/28	at Houston						INJURED RESERVE
12/05	PHILADELPHIA						INJURED RESERVE
12/12	NEW ORLEANS						INJURED RESERVE
12/19	at Miami	1/0	2	35	17.5	24	0
12/26	JACKSONVILLE	1/1	3	29	9.7	22	0
01/02	TAMPA BAY						RESERVE/COVID-19
01/09	at Buffalo	1/1	1	5	5.0	5	0
<b>2021 TOTALS</b>		<b>9/6</b>	<b>16</b>	<b>173</b>	<b>10.8</b>	<b>26</b>	<b>1</b>

## 2022 GAME-BY-GAME STATS (SAN FRANCISCO)

DATE	OPPONENT	P/S	REC	YDS	AVG	LG	TD
09/11	at Chicago	1/1	1	9	9.0	9	0
09/18	SEATTLE	1/1	0	0	0.0	-	0
09/25	at Denver						
10/03	L.A. RAMS						
10/09	at Carolina						
10/16	at Atlanta						
10/23	KANSAS CITY						
10/30	at L.A. Rams	1/0	1	6	6.0	6	0
11/13	L.A. CHARGERS	1/1	0	0	0.0	-	0
11/21	at Arizona	1/0	0	0	0.0	-	0
11/27	NEW ORLEANS						
12/04	MIAMI	1/0	1	14	14.0	14	0
12/11	TAMPA BAY	1/0	0	0	0.0	-	0
12/15	at Seattle	1/0	1	28	28.0	28	0
12/24	WASHINGTON	1/1	0	0	0.0	-	0
01/01	at Las Vegas	1/0	0	0	0.0	-	0
01/08	ARIZONA	1/0	0	0	0.0	-	0
<b>2022 TOTALS</b>		<b>11/4</b>	<b>4</b>	<b>57</b>	<b>14.3</b>	<b>28</b>	<b>0</b>

DATE	OPPONENT	P/S	REC	YDS	AVG	LG	TD
01/14	SEATTLE*	1/0	0	0	0.0	-	0
01/22	DALLAS**						
01/29	at Philadelphia***	1/0	0	0	0.0	-	0
<b>PLAYOFF TOTALS</b>		<b>2/0</b>	<b>0</b>	<b>0</b>	<b>0.0</b>	<b>-</b>	<b>0</b>

\* NFC Wild Card game  
 \*\* NFC Divisional game  
 \*\*\* NFC Championship



# 70

## KENDALL LAMM

TACKLE // 6-5 // 308 // APPALACHIAN STATE '15  
 ACQUIRED: FA, '22  
 HOMETOWN: CHARLOTTE, N.C. // BORN: 6/5/92  
 NFL: EIGHTH SEASON // DOLPHINS: FIRST SEASON

### NFL CAREER

#### TRANSACTIONS:

- Signed to Miami's active roster on Dec. 31, 2022.
- Signed to Miami's practice squad on Nov. 28, 2022.
- Released by Detroit on Aug. 29, 2022.
- Signed by Detroit on Aug. 8, 2022.
- Released by Tennessee on March 10, 2022.
- Signed by Tennessee as an unrestricted free agent from Cleveland on March 17, 2021.
- Signed by Cleveland as an unrestricted free agent from Houston on March 15, 2019.
- Signed by Houston on Oct. 31, 2017.
- Waived by Houston on Oct. 28, 2017.
- Signed by Houston as an undrafted college free agent on May 8, 2015.

#### CAREER HIGHLIGHTS:

- Played in 87 career games with 29 starts – 15 at right tackle, 4 at left tackle and 10 as an extra offensive lineman.

- 2 receptions for 8 yards (4.0 avg.) and 1 TD.
- Appeared in 7 postseason games with 1 start at right tackle – 4 with Houston, 2 with Cleveland and 1 with Tennessee.

#### 2022 (DETROIT/MIAMI):

- Started 1 game at left tackle with Miami.
- Inactive for 1 game with Miami.
- Signed to Miami's active roster on Dec. 31.
- Spent 4 weeks on Miami's practice squad and was elevated twice but did not play.
- Signed to Miami's practice squad on Nov. 28.
- Released by Detroit on Aug. 29.
- Spent offseason and training camp with Detroit.
- Signed by Detroit on Aug. 8.

**AT NEW ENGLAND (1/1):** Started at left tackle.  
 • Made his Dolphins debut.

#### POSTSEASON:

**AFC WILD CARD AT BUFFALO (1/15):** Inactive.

#### 2021 (TENNESSEE):

- Played in 12 games with 1 start at left tackle.

- Inactive for 3 games.
  - Spent 2 games on the Reserve/COVID-19 list.
- VS. ARIZONA (9/12):** Played but did not record any stats.
- Made his Tennessee debut.
- VS. KANSAS CITY (10/24):** Started at left tackle.
- It was his 1st start for the Titans.

#### POSTSEASON:

**AFC DIVISIONAL VS. CINCINNATI (1/22):** Played but did not record any stats.

#### 2020 (CLEVELAND):

- Played in 15 games with 1 start at left tackle.
  - Inactive for 1 game.
  - 1 reception for 1 yard and 1 TD.
- AT TENNESSEE (12/6):** 1 reception for 1 yard and 1 TD.
- Recorded his 1st career TD on a 1-yard pass from QB Baker Mayfield in the 2nd quarter.

**AT N.Y. JETS (12/27):** Started at left tackle.

#### POSTSEASON:

**AFC WILD CARD AT PITTSBURGH (1/10):** Played but did not record any stats.

**AFC DIVISIONAL AT KANSAS CITY (1/17):** Played but did not record any stats.

#### 2019 (CLEVELAND):

- Played in 4 games with 2 starts at right tackle.
  - Inactive for 12 games.
- VS. TENNESSEE (9/8):** Played but did not record any stats.
- Made his Cleveland debut.
- VS. CINCINNATI (12/8):** Started at right tackle.
- Made his 1st start with the Browns.
- AT ARIZONA (12/15):** Started at right tackle.

#### 2018 (HOUSTON):

- Played in 15 games with 13 start at right tackle.
  - Inactive for 1 game.
- AT INDIANAPOLIS (9/30):** Started at right tackle.
- Helped the offense gain 466 total yards.
- VS. JACKSONVILLE (12/30):** Started at right tackle.

#### POSTSEASON:

**AFC WILD CARD VS. INDIANAPOLIS (1/5):** Started at right tackle.

#### 2017 (HOUSTON):

- Played in 10 games with 4 starts – 1 at left tackle and 3 as an extra offensive lineman.
  - Inactive for 5 games.
- VS. JACKSONVILLE (9/10):** Started at left tackle.

#### 2016 (HOUSTON):

- Played in 15 games with 3 starts as an extra offensive lineman.
- Dressed but did not play in 1 game.

**VS. TENNESSEE (10/2):** Started as an extra offensive lineman.

#### POSTSEASON:

**AFC WILD CARD VS. OAKLAND (1/7):** Played but did not record any stats.

**AFC DIVISIONAL AT NEW ENGLAND (1/14):** Played but did not record any stats.

#### 2015 (HOUSTON):

- Played in 15 games with 4 starts as an extra offensive lineman.
- AT CAROLINA (9/20):** Played but did not record any stats.
- Made his NFL debut.

**VS. INDIANAPOLIS (10/8):** Started as an extra offensive lineman.

- Made his 1st NFL start.

**AT BUFFALO (12/6):** 1 reception for 7 yards.

- Caught a 7-yard pass from QB Brian Hoyer to convert a 3rd-and-1 in the 1st quarter for his 1st career reception.

#### POSTSEASON:

**AFC DIVISIONAL VS. KANSAS CITY (1/9):** Played but did not record any stats.

### BEFORE THE NFL

#### COLLEGE (APPALACHIAN STATE):

- 4-year starter (2011-14).
- CAREER:** Played in 43 games with 42 starts at left tackle.
- SENIOR (2014):** Started all 12 games at left tackle.
- 1st-team All-Sun Belt Conference.
- JUNIOR (2013):** Started all 12 games at left tackle.
- 1st-team All-Southern Conference.
- SOPHOMORE (2012):** Started 11 games at left tackle.
- REDSHIRT FRESHMAN (2011):** Played in 8 games with 7 starts at left tackle.
- Redshirted in 2010.

#### HIGH SCHOOL (BUTLER HS – MATTHEWS, N.C.)

##### SENIOR (2009):

- 1st-team all-state.
- All-conference.
- Helped his school win its first state championship.

##### JUNIOR (2008):

- All-conference.
- SOPHOMORE (2007):**
- All-conference.

### OFF THE FIELD

#### PERSONAL:

- **MAJOR:** Communication and public relations.

### KENDALL LAMM'S NFL REGULAR SEASON STATS

**GAMES/STARTS:** (Houston) 2015: 15/4, 2016: 15/3, 2017: 10/4, 2018: 15/13, (Cleveland) 2019: 4/2, 2020: 15/1, (Tennessee) 2021: 12/1, (Miami) 2022: 1/1 **NFL TOTALS: 87/29**

## KENDALL LAMM'S NFL PLAYOFF STATS


**GAMES/STARTS:** (Houston) 2015: 1/0, 2016: 2/0, 2018: 1/1, (Cleveland) 2020: 2/0, (Tennessee) 2021: 1/0 **PLAYOFF TOTALS: 7/1**

### ADDITIONAL STATS

**Receiving:** (Houston) 1 for 7 yards in 2015, (Cleveland) 1 for 1 yard and 1 TD in 2020 for total of 2 for 8 yards and 1 TD.

**Miscellaneous Tackles:** (Cleveland) 1 in 2019.

**Miscellaneous Fumble Recoveries:** (Houston) 1 in 2015.



# 51

DAVID  
LONG JR.

LINEBACKER // 5-11 // 227 // WEST VIRGINIA '19  
ACQUIRED: UFA, '23 (TEN.)  
HOMETOWN: CINCINNATI, OHIO // BORN: 10/12/96  
NFL: FIFTH SEASON // DOLPHINS: FIRST SEASON

### NFL CAREER

#### TRANSACTIONS:

- Signed to Miami as an unrestricted free agent from Tennessee on March 17, 2023.
- 6th-round pick (188th overall) by Tennessee in the 2019 NFL Draft.

#### CAREER HIGHLIGHTS:

- Played in 50 career games with 26 starts.
- 223 tackles (134 solo), 4 interceptions, 14 passes defended and 2 forced fumbles.
- 7 special teams tackles (3 solo).
- Appeared in 5 postseason games with 3 starts with Tennessee.

#### 2022 (TENNESSEE):

- Started 12 games.
- Missed the rest of the season after being placed on injured reserve on Dec. 10.
- 86 tackles (52 solo), 2 interceptions and 5 passes defended.

**AT WASHINGTON (10/9):** 12 tackles (6 solo), 1 interception and 1 pass defended.

- Picked off a pass from QB Carson Wentz on a 3rd-and-goal from the 2-yard line with only 6 seconds remaining to preserve a Titans victory.

**VS. INDIANAPOLIS (10/23):** 8 tackles (5 solo), 1 interception and 2 passes defended.

- Picked off a pass from QB Matt Ryan in the 2nd quarter, leading to a Titans field goal.

**AT KANSAS CITY (11/6):** 10 tackles (6 solo).

#### 2021 (TENNESSEE):

- Played in 10 games with 9 starts.
- Inactive for 7 games.

- 75 tackles (46 solo), 2 interceptions and 6 passes defended.

**VS. BUFFALO (10/18):** 14 tackles (9 solo).

**AT L.A. RAMS (11/7):** 6 tackles (2 solo), 1 interception and 2 passes defended.

- Picked off a pass by QB Matthew Stafford and returned it 6 yards in the 2nd quarter.
- It was his 1st career interception.

**VS. MIAMI (1/2):** 4 tackles (2 solo), 1 interception and 1 pass defended.

- Intercepted QB Tua Tagovailoa in the 4th quarter.

#### POSTSEASON:

**AFC DIVISIONAL VS. CINCINNATI (1/22):** 8 tackles (6 solo) and 1.0 sack.

- Sacked QB Joe Burrow in the 2nd quarter for his 1st career sack either the regular season or postseason.

#### 2020 (TENNESSEE):

- Played in 14 games with 5 starts.
- Inactive for 1 game.
- Spent 1 game on the Reserve/COVID-19 list.
- 50 tackles (28 solo), 2 passes defended and 1 forced fumble.
- 4 special teams tackles (2 solo).

**VS. BUFFALO (10/13):** 2 tackles (1 solo) and 1 forced fumble; 2 special teams tackles (1 solo).

- Forced a fumble by WR Andre Roberts on a kickoff return that was recovered by Tennessee and led to a Titans TD.

**VS. CLEVELAND (12/6):** 6 tackles (3 solo).

- Made his 1st NFL start.

**VS. DETROIT (12/20):** 12 tackles (6 solo) and 1 pass defended.

#### POSTSEASON:

**AFC WILD CARD VS. BALTIMORE (1/10):** 5 tackles (4 solo).



## 2019 (TENNESSEE):

- Played in 14 games.
- Inactive for 2 games.
- 12 tackles (8 solo), 1 pass defended and 1 forced fumble.
- 3 special teams tackles (1 solo).

**V.S. INDIANAPOLIS (9/15):** Played but did not record any stats.

- Made his NFL debut.

**V.S. KANSAS CITY (11/10):** 8 tackles (5 solo) and 1 forced fumble.

- Forced a fumble by RB Damien Williams that was scooped up by LB Rashaan Evans and returned 53 yards for a TD.
- It was his 1st career forced fumble.

**AT OAKLAND (12/8):** 2 tackles (1 solo); 2 special teams tackles (1 solo).

### POSTSEASON:

**AFC WILD CARD AT NEW ENGLAND (1/4):** 4 tackles (3 solo).

**AFC DIVISIONAL AT BALTIMORE (1/11):** 6 tackles (5 solo).

**AFC CHAMPIONSHIP AT KANSAS CITY (1/19):** 3 tackles (2 solo); 1 solo special teams tackle.

## BEFORE THE NFL

### COLLEGE (WEST VIRGINIA):

- 3-year starter (2016-18).

**CAREER:** Played in 34 games with 31 starts; 252 tackles (169 solo), 14.0 sacks, 10 passes defended, 2 forced fumbles and 2 fumble recoveries.

**JUNIOR (2018):** Started all 12 games; 111 tackles (76 solo), 8.0 sacks, 4 passes defended, 1 forced fumble and 1 fumble recovery.

- 2nd-team All-American.
- Big 12 Defensive Player of the Year.
- 1st-team All-Big 12.
- Led the team in tackles (111) and sacks (8.0).
- His 19 tackles for loss tied the single-season school record.

**SOPHOMORE (2017):** Started 9 games; 76 tackles (56 solo), 4.0 sacks, 6 passes defended and 1 fumble recovery.

- 1st-team All-Big 12.

**REDSHIRT FRESHMAN (2016):** Played in all 13 games with 10 starts; 65 tackles (37 solo), 2.0 sacks and 1 forced fumble.

- Redshirted in 2015.

### HIGH SCHOOL (WINTON WOODS HS – CINCINNATI, OHIO)

**SENIOR (2014):** 110 tackles and 3.0 sacks.

- Honorable mention all-state.
- 1st-team all-district.

**JUNIOR (2013):** 88 tackles, 1 interception and 1 fumble recovery.

**SOPHOMORE (2012):** 81 tackles, 1.0 sack, 1 interception and 2 fumble recoveries.

## DAVID LONG JR.'S NFL REGULAR SEASON STATS

YEAR	TEAM	GP	GS	TACKLES					INTERCEPTIONS					FUMBLES	
				TOT	SOLO	ASST	SK	YDS	INT	YDS	LG	TD	PD	FF	FR
2019	TENNESSEE	14	0	12	8	4	0.0	0.0	0	0	0	0	1	1	0
2020	TENNESSEE	14	5	50	28	22	0.0	0.0	0	0	0	0	2	1	0
2021	TENNESSEE	10	9	75	46	29	0.0	0.0	2	6	6	0	6	0	0
2022	TENNESSEE	12	12	86	52	34	0.0	0.0	2	4	4	0	5	0	0
<b>NFL TOTALS</b>		<b>50</b>	<b>26</b>	<b>223</b>	<b>134</b>	<b>89</b>	<b>0.0</b>	<b>0.0</b>	<b>4</b>	<b>10</b>	<b>6</b>	<b>0</b>	<b>14</b>	<b>2</b>	<b>0</b>

## DAVID LONG JR.'S NFL PLAYOFF STATS

YEAR	TEAM	GP	GS	TACKLES					INTERCEPTIONS					FUMBLES	
				TOT	SOLO	ASST	SK	YDS	INT	YDS	LG	TD	PD	FF	FR
2019	TENNESSEE	3	1	13	10	3	0.0	0.0	0	0	0	0	0	0	0
2020	TENNESSEE	1	1	5	4	1	0.0	0.0	0	0	0	0	0	0	0
2021	TENNESSEE	1	1	8	6	2	1.0	0.0	0	0	0	0	0	0	0
<b>PLAYOFF TOTALS</b>		<b>5</b>	<b>3</b>	<b>26</b>	<b>20</b>	<b>6</b>	<b>1.0</b>	<b>0.0</b>	<b>0</b>	<b>0</b>	<b>0</b>	<b>0</b>	<b>0</b>	<b>0</b>	<b>0</b>

### ADDITIONAL STATS

**Special Teams Tackles:** 3 in 2019, 4 in 2020 for total of 7.

### SINGLE-GAME CAREER HIGHS

**Tackles:** 14 vs. Buffalo, 10/18/21  
**Sacks:** 1.0 vs. Cincinnati, 1/22/22\*  
**Interceptions:** 1 4 times, last: vs. Indianapolis, 10/23/22  
**Passes Defended:** 2 3 times, last: vs. Indianapolis, 10/23/22  
**Forced Fumbles:** 1 Twice, last: vs. Buffalo, 10/13/20

\*AFC Divisional game

## ALONSO'S PICK-SIX WAS A DEFENSIVE GAME-WINNER

Linebacker Kiko Alonso made the game-winning play in Miami's Week 10 victory at San Diego in 2016, picking off Chargers quarterback Philip Rivers and returning it for a 60-yard touchdown to give the Dolphins a 31-24 lead with 1:01 to play. Alonso's touchdown was the latest a Dolphins player had returned an interception for a touchdown to give Miami the lead since at least 1991. It was the latest any NFL defensive player had given his team a lead since Atlanta's Robert Alford had a 59-yard interception return in overtime to defeat Washington on Oct. 11, 2015.



# 32

## VERONE MCKINLEY III

**SAFETY** // 5-10 // 190 // OREGON '22  
**ACQUIRED:** FA, '22  
**HOMETOWN:** CARROLLTON, TEXAS // **BORN:** 6/29/99  
**NFL:** SECOND SEASON // **DOLPHINS:** SECOND SEASON

### NFL CAREER

#### TRANSACTIONS:

- Signed to Miami's active roster on Nov. 12, 2022.
- Signed to Miami's practice squad on Sept. 1, 2022.
- Waived by Miami on Aug. 30, 2022.
- Signed by Miami as an undrafted college free agent on May 13, 2022.

#### CAREER HIGHLIGHTS:

- Played in 10 career games with 2 starts.
- 16 tackles (10 solo), 1 interception, 1 pass defended.
- Appeared in 1 postseason game.

#### 2022 (MIAMI):

- Played in 10 games with 2 starts.
- Spent the beginning of the season on Miami's practice squad before signing to the active roster on Nov. 12.
- 16 tackles (10 solo), 1 interception, 1 pass defended.

**VS. PITTSBURGH (10/23):** 1 solo tackle.

- Made his NFL debut.

**AT DETROIT (10/30):** 1 solo tackle.

- Made his 1st NFL start.

**VS. HOUSTON (11/27):** 1 solo tackle, 1 interception and 1 pass defended.

- Intercepted QB Kyle Allen in the 4th quarter to seal the victory and record his 1st career interception.

#### POSTSEASON:

**AFC WILD CARD AT BUFFALO (1/15):** Played but did not record any stats.

### BEFORE THE NFL

#### COLLEGE (OREGON):

- 3-year starter (2019-21).

**CAREER:** Played in 38 games with 31 starts; 167 tackles (97 solo), 11 interceptions, 21 passes defended, 2 forced fumbles and 1 fumble recovery.

**JUNIOR (2021):** Started all 14 games; 77 tackles (44 solo), 6 interceptions, 12 passes defended and 1 forced fumble.

- 1st-team All-American.
- 1st-team All-Pac-12.
- His 6 interceptions tied for the most in the FBS.

**SOPHOMORE (2020):** Played in all 7 games with 6 starts; 41 tackles (21 solo), 1 interception, 3 passes defended, 1 fumble recovery and 1 forced fumble.

**REDSHIRT FRESHMAN (2019):** Played in all 14 games with 11 starts; 46 tackles (29 solo), 4 interceptions and 6 passes defended.

- Freshman All-American.
- His 4 interceptions were the most in the Pac-12.

**TRUE FRESHMAN (2018):** Played in 3 games; 3 solo tackles.

- Awarded a redshirt season.

#### HIGH SCHOOL (HEBRON HS – CARROLLTON, TEXAS)

**SENIOR (2017):** 50 tackles, 5 interceptions and 1 forced fumble.

- 1st-team All-District.

**JUNIOR (2016):** 38 tackles, 4 interceptions, 14 passes defended and 2 fumble recoveries.

- 1st-team All-District.

### OFF THE FIELD

#### PERSONAL:

- **PRONUNCIATION:** First name is pronounced vuh-rone.
- **MAJOR:** Political science with a minor in media studies.

### VERONE MCKINLEY III'S NFL REGULAR SEASON STATS

YEAR	TEAM	GP	GS	TACKLES				INTERCEPTIONS					FUMBLES		
				TOT	SOLO	ASST	SK	YDS	INT	YDS	LG	TD	PD	FF	FR
2022	MIAMI	10	2	16	10	6	0.0	0.0	1	17	17	0	1	0	0
<b>NFL TOTALS</b>		<b>10</b>	<b>2</b>	<b>16</b>	<b>10</b>	<b>6</b>	<b>0.0</b>	<b>0.0</b>	<b>1</b>	<b>17</b>	<b>17</b>	<b>0</b>	<b>1</b>	<b>0</b>	<b>0</b>



# 31

## RAHEEM MOSTERT

RUNNING BACK // 5-10 // 205 // PURDUE '15

ACQUIRED: D7B, '19

HOMETOWN: NEW SMYRNA BEACH, FLA. // BORN: 4/9/92

NFL: NINTH SEASON // DOLPHINS: SECOND SEASON



2019

### NFL CAREER

#### TRANSACTIONS:

- Signed by Miami as an unrestricted free agent from San Francisco on March 17, 2022.
- Signed to San Francisco's active roster on Dec. 31, 2016.
- Signed to San Francisco's practice squad on Nov. 28, 2016.
- Released from Chicago's practice squad on Oct. 21, 2016.
- Signed to Chicago's practice squad on Oct. 4, 2016.
- Waived by Chicago on Oct. 3, 2016.
- Signed to Chicago's active roster on Sept. 21, 2016.
- Signed to Chicago's practice squad on Sept. 13, 2016.
- Released from the N.Y. Jets' practice squad on Sept. 12, 2016.
- Signed to the N.Y. Jets' practice squad on Sept. 6, 2016.
- Waived by Cleveland on Sept. 4, 2016.
- Awarded off waivers to Cleveland on Dec. 16, 2015.
- Waived by Baltimore on Dec. 15, 2015.
- Awarded off waivers to Baltimore on Oct. 14, 2015.
- Waived by Miami on Oct. 13, 2015.
- Signed by Miami off Philadelphia's practice squad on Sept. 15, 2015.
- Signed to Philadelphia's practice squad on Sept. 6, 2015.
- Waived by Philadelphia on Sept. 5, 2015.
- Signed by Philadelphia as an undrafted college free agent on May 2, 2015.

#### CAREER HIGHLIGHTS:

- Played in 75 career games with 23 starts.
- 465 carries for 2,501 yards (5.4 avg.) and 14 TDs.
- 67 receptions for 563 yards (8.4 avg.) and 5 TDs.
- 51 kickoff returns for 1,150 yards (22.5 avg.).
- 26 special teams tackles (23 solo).
- 1 miscellaneous tackle.
- Appeared in 3 postseason games with San Francisco.
- His 5.38 yards per carry average is fifth among all NFL running backs in the Super Bowl era (minimum 250 attempts):

### NFL RUSHING AVERAGE LEADERS

(RBs only in Super Bowl era; min. 250 att.)

PLAYER	YEARS	ATT	YDS	AVG
1. Rashaad Penny	2018-22	337	1,918	5.69
2. Bo Jackson	1987-90	515	2,782	5.40
3. Hokie Gajan	1982-85	252	1,358	5.39
4. <b>RAHEEM MOSTERT</b>	<b>2015-22</b>	<b>465</b>	<b>2,501</b>	<b>5.38</b>
5. Jamaal Charles	2008-18	1,407	7,563	5.38

- His 220 rushing yards in the 2019 NFC Championship (1/19/20) vs. Green Bay were the 2nd-most rushing yards and rushing TDs in a playoff game in NFL history:

### MOST RUSHING YARDS IN A PLAYOFF GAME

PLAYER	TM	DATE, OPP	ATT	YDS
1. Eric Dickerson	LAR	1/4/86, Dal.	34	248
2. <b>RAHEEM MOSTERT</b>	<b>SF</b>	<b>1/19/20, GB</b>	<b>29</b>	<b>220</b>
3. Lamar Smith	Mia.	12/30/00, Ind.	40	209
4. Keith Lincoln	SD	1/5/64, Bos.	13	206
5. Timmy Smith	Was.	1/31/88, Den.	22	204

#### 2022 (MIAMI):

- Played in 16 games with 14 starts.
- Inactive for 1 game.
- 181 carries for 891 yards (4.9 avg.) and 3 TDs.
- 31 receptions for 202 yards (6.5 avg.) and 2 TDs.
- 25 kickoff returns for 502 yards (20.1 avg.).
- 1 miscellaneous tackle.

**AT N.Y. JETS (10/9):** 18 carries for 113 yards (6.3 avg.) and 1 TD; 1 reception for 9 yards.

- Topped 100 rushing yards for just the 2nd time in the regular season in his career.
- Scored on a 12-yard run with 9:55 left in the 2nd quarter to put Miami on the board.

**VS. PITTSBURGH (10/23):** 16 carries for 79 yards (4.9 avg.); 4 receptions for 30 yards (7.5 avg.) and 1 TD.

- Caught a 8-yard TD pass from QB Tua Tagovailoa on the opening drive of the game.

**AT BUFFALO (12/17):** 17 carries for 136 yards (8.0 avg.); 1 reception for 20 yards.

- Had a 67-yard carry in the 1st quarter that set up a Miami field goal.
- Rushed for 101 yards in the 1st quarter, becoming 1st Dolphins player since at least 1991 to top 100 rushing yards in the 1st quarter of a game.

#### POSTSEASON:

**AFC WILD CARD AT BUFFALO (1/15):** Inactive.

## 2021 (SAN FRANCISCO):

- Played in 1 game.
- Missed the rest of the season after being placed on injured reserve on Sept. 13.
- 2 carries for 20 yards (10.0 avg.).

**AT DETROIT (9/12):** 2 carries for 20 yards (10.0 avg.).

## 2020 (SAN FRANCISCO):

- Started 8 games.
- Inactive for 2 games.
- Missed 6 games with 2 stints on injured reserve.
- 104 carries for 521 yards (5.0 avg.) and 2 TDs.
- 16 receptions for 156 yards (9.8 avg.) and 1 TD.

**VS. ARIZONA (9/13):** 15 carries for 56 yards (3.7 avg.); 4 receptions for 95 yards (23.8 avg.) and 1 TD.

- Caught a 76-yard TD pass from QB Jimmy Garoppolo to give San Francisco a 10-0 lead in the 1st quarter.

**AT N. Y. JETS (9/20):** 8 carries for 92 yards (11.5 avg.) and 1 TD; 2 receptions for 15 yards (7.5 avg.).

- Scored on an 80-yard TD run on the first offensive play of the game.

**VS. MIAMI (10/11):** 11 carries for 90 yards (8.2 avg.); 3 receptions for 29 yards (9.7 avg.).

## 2019 (SAN FRANCISCO):

- Played in all 16 games.
- 137 carries for 772 yards (5.6 avg.) and 8 TDs.
- 14 receptions for 180 yards (12.9 avg.) and 2 TDs.
- 0 kickoff returns for -19 yards.
- 11 special teams tackles (8 solo).

**AT CINCINNATI (9/15):** 13 carries for 83 yards (6.4 avg.); 3 receptions for 68 yards (22.7 avg.) and 1 TD; 1 solo special teams tackle.

- Caught a 39-yard TD pass from QB Jimmy Garoppolo to give San Francisco a 14-7 lead in the 1st quarter.

**AT BALTIMORE (12/1):** 19 carries for 146 yards (7.7 avg.) and 1 TD; 2 receptions for 8 yards (4.0 avg.).

- Scored on a 40-yard TD run in the 2nd quarter to tie the game at 14-14.

**AT SEATTLE (12/29):** 10 carries for 57 yards (5.7 avg.) and 2 TDs; 1 reception for 16 yards; 2 solo special teams tackles.

- Scored on a 2-yard TD run to extend San Francisco's lead to 19-7 in the 3rd quarter.
- Scored on a 13-yard TD run in the 4th quarter to extend San Francisco's lead to 26-14.

## POSTSEASON:

**NFC DIVISIONAL VS. MINNESOTA (1/11):** 12 carries for 58 yards; 1 solo special teams tackle.

**NFC CHAMPIONSHIP VS. GREEN BAY (1/19):** 29 carries for 220 yards (7.6 avg.) and 4 TDs; 2 receptions for 6 yards (3.0 avg.).

- Scored on a 36-yard TD run to give San Francisco a 7-0 lead in the 1st quarter.
- Scored on a 9-yard TD run in the 2nd quarter to give San Francisco a 17-0 lead.
- Scored on an 18-yard TD run to give San Francisco a 27-0 lead in the 2nd quarter.
- Scored on a 22-yard TD run to extend San Francisco's lead in the 3rd quarter to 34-7.

- His 220 rushing yards were the 2nd-most rushing yards and rushing TDs in a playoff game in NFL history.

**SUPER BOWL LIV VS. KANSAS CITY (2/2):** 12 carries for 58 yards (4.8 avg.) and 1 TD; 1 reception for 2 yards.

- Scored on a 1-yard TD run to give San Francisco a 20-10 lead in the 3rd quarter.

## 2018 (SAN FRANCISCO):

- Played in all 9 games.
- Missed the rest of the season after being placed on injured reserve on Nov. 2.
- 34 carries for 261 yards (7.7 avg.) and 1 TD.
- 6 receptions for 25 yards (4.2 avg.).
- 6 solo special teams tackles.

**AT GREEN BAY (10/15):** 12 carries for 87 yards (7.3 avg.).

**VS. L.A. RAMS (10/21):** 7 carries for 59 yards (8.4 avg.); 4 receptions for 19 yards (4.8 avg.); 1 solo special teams tackle.

**VS. OAKLAND (11/1):** 7 carries for 86 yards (12.3 avg.) and 1 TD.

- Scored on a 52-yard TD run to give San Francisco a 31-3 lead in the 3rd quarter.

## 2017 (SAN FRANCISCO):

- Played in 11 games.
- Missed the rest of the season after being placed on injured reserve on Nov. 29.
- 6 carries for 30 yards (5.0 avg.).
- 5 kickoff returns for 83 yards (16.6 avg.).
- 8 solo special teams tackles.

**VS. L.A. RAMS (9/21):** 4 carries for 11 yards (2.8 avg.); 1 kickoff return for 20 yards; 1 solo special teams tackle.

**AT ARIZONA (10/1):** 2 solo special teams tackles.

**AT WASHINGTON (10/15):** 1 carry for 16 yards; 2 solo special teams tackles.

## 2016 (N.Y. JETS/CHICAGO/SAN FRANCISCO):

- Played in 1 game with San Francisco.
- Spent 4 games on San Francisco's practice squad.
- 1 carry for 6 yards with San Francisco.
- 2 kickoff returns for 35 yards (17.5 avg.).
- 0 punt returns for 33 yards.
- Played in 2 games with Chicago.
- Spent 4 games on Chicago's practice squad.
- Spent the offseason and training camp with Cleveland.
- Spent 1 game on the N.Y. Jets' practice squad.

**VS. SEATTLE (1/1):** 1 carry for 6 yards; 2 punt returns for 35 yards (17.5 avg.); 0 punt returns for 33 yards.

- Caught a lateral off a punt return from WR Jeremy Kerley and returned it 33 yards.

## 2015 (PHILADELPHIA/MIAMI/BALTIMORE/CLEVELAND):

- Played in 3 games with Cleveland.
- Played in 7 games with Baltimore.
- Inactive for 1 game with Baltimore.
- 1 solo special teams tackle with Baltimore.
- Played 1 game with Miami.
- Inactive for 2 games with Miami.

- Spent 1 game on Philadelphia's practice squad.
- Spent the offseason and training camp with Philadelphia.

**VS. JACKSONVILLE (11/15):** 1 solo special teams tackle; 1 kickoff return for 50 yards.

### BEFORE THE NFL

#### COLLEGE (PURDUE):

- 4-year starter (2011-14).
- Also competed in track & field.
- 2014 60-meter dash and 200-meter dash Big Ten Indoor Champion.
- 2014 4x100-meter relay and 100-meter dash Big Ten Champion.
- 2014 Indoor Track and Field Honorable Mention All-America.

**CAREER:** Played in 44 games with 6 starts; 136 carries for 759 yards (5.6 avg.) and 6 TDs; 19 receptions for 122 yards (6.4 avg.); 88 kickoff returns for 2,289 yards (26.0 avg.) and 2 TDs.

**SENIOR (2014):** Played in all 12 games with 5 starts; 93 carries for 529 yards (5.7 avg.) and 3 TDs; 18 receptions for 116 yards (6.4 avg.); 34 kickoff returns for 731 yards (21.5 avg.).

**JUNIOR (2013):** Played in all 12 games with 1 start; 11 carries for 37 yards (3.4 avg.); 1 reception for 6 yards; 11 kickoff returns for 258 yards (23.5 avg.) and 1 TD.

- Switched positions from wide receiver to running back in 2013 camp.

**SOPHOMORE (2012):** Played 8 games; 16 carries for 85 yards (5.3 avg.) and 1 TD; 18 kickoff returns for 463 yards (25.7 avg.).

**TRUE FRESHMAN (2011):** Played in all 12 games; 16 carries for 108 yards (6.8 avg.) and 2 TDs; 25 kickoff returns for 837 yards (33.5 avg.) and 1 TD.

- His 33.5 kickoff return average led all of the FBS.

#### HIGH SCHOOL (NEW SMYRNA BEACH HS - NEW SMYRNA BEACH, FLA.)

- Also lettered in track and won the state title in the 300-meter hurdles.

**SENIOR (2010):** 39 receptions for 723 yards (18.5 avg.) and 4 TDs; 81 tackles.

### OFF THE FIELD

#### COMMUNITY:

- Hosted a toy drive and delivered toys to families in need in his hometown of New Smyrna Beach, Fla. The city then proclaimed Dec. 20, 2022 as 'Raheem Mostert Day.'

#### PERSONAL:

- **PRONUNCIATION:** Last name is pronounced MOZE-tert.
- **MAJOR:** Organizational leadership and supervision with a minor in film studies and a certificate of entrepreneurship.

### RAHEEM MOSTERT'S NFL REGULAR SEASON STATS

YEAR	TEAM	GP	GS	RUSHING					RECEIVING				
				ATT	YDS	AVG	LG	TD	REC	YDS	AVG	LG	TD
2015	MIAMI	1	0	0	0	0.0	-	0	0	0.0	-	0	
	BALTIMORE	7	0	0	0	0.0	-	0	0	0.0	-	0	
	CLEVELAND	3	0	0	0	0.0	-	0	0	0.0	-	0	
2016	CHICAGO	2	0	0	0	0.0	-	0	0	0.0	-	0	
	SAN FRANCISCO	1	0	1	6	6.0	6	0	0	0.0	-	0	
2017	SAN FRANCISCO	11	0	6	30	5.0	16	0	0	0.0	0	0	
2018	SAN FRANCISCO	9	0	34	261	7.7	52t	1	6	25	4.2	23	0
2019	SAN FRANCISCO	16	0	137	772	5.6	41t	8	14	180	12.9	39t	2
2020	SAN FRANCISCO	8	8	104	521	5.0	80t	2	16	156	9.8	76t	1
2021	SAN FRANCISCO	1	1	2	20	10.0	11	0	0	0	0.0	0	0
2022	MIAMI	16	14	181	891	4.9	67	3	31	202	6.5	25	2
	<b>NFL TOTALS</b>	<b>75</b>	<b>23</b>	<b>465</b>	<b>2501</b>	<b>5.4</b>	<b>80t</b>	<b>14</b>	<b>67</b>	<b>563</b>	<b>8.4</b>	<b>76t</b>	<b>5</b>

### RAHEEM MOSTERT'S NFL REGULAR SEASON RETURNING STATS

YEAR	TEAM	KICKOFF RETURN					PUNT RETURN					
		KR	YDS	AVG	LG	TD	PR	FC	YDS	AVG	LG	TD
2015	MIAMI	2	57	28.5	32	0	0	0	0	0.0	-	0
	BALTIMORE	5	164	32.8	50	0	0	0	0	0.0	-	0
	CLEVELAND	12	309	25.8	53	0	0	0	0	0.0	-	0
2016	CHICAGO	0	0	0.0	-	0	0	0	0	0.0	-	0
	SAN FRANCISCO	2	35	17.5	26	0	0	0	33	0.0	33	0
2017	SAN FRANCISCO	5	83	16.6	21	0	0	0	0	0.0	-	0
2018	SAN FRANCISCO	0	0	0.0	-	0	0	0	0	0.0	-	0
2019	SAN FRANCISCO	0	0	0.0	-	0	0	0	0	0.0	-	0
2020	SAN FRANCISCO	0	0	0.0	-	0	0	0	0	0.0	-	0
2021	SAN FRANCISCO	0	0	0.0	-	0	0	0	0	0.0	-	0
2022	MIAMI	25	502	20.1	31	0	0	0	0	0.0	-	0
	<b>NFL TOTALS</b>	<b>51</b>	<b>1150</b>	<b>22.5</b>	<b>53</b>	<b>0</b>	<b>0</b>	<b>0</b>	<b>33</b>	<b>0.0</b>	<b>33</b>	<b>0</b>

## RAHEEM MOSTERT'S NFL PLAYOFF STATS

YEAR	TEAM	GP	GS	RUSHING					RECEIVING				
				ATT	YDS	AVG	LG	TD	REC	YDS	AVG	LG	TD
2019	SAN FRANCISCO	3	0	53	336	6.3	36t	5	3	8	2.7	10	0
<b>PLAYOFF TOTALS</b>		<b>3</b>	<b>0</b>	<b>53</b>	<b>336</b>	<b>6.3</b>	<b>36t</b>	<b>5</b>	<b>3</b>	<b>8</b>	<b>2.7</b>	<b>10</b>	<b>0</b>

## RAHEEM MOSTERT'S NFL PLAYOFF RETURNING STATS

YEAR	TEAM	KICKOFF RETURN					PUNT RETURN					
		KR	YDS	AVG	LG	TD	PR	FC	YDS	AVG	LG	TD
2019	SAN FRANCISCO	0	0	0.0	-	0	0	0	0	0.0	-	0
<b>PLAYOFF TOTALS</b>		<b>0</b>	<b>0</b>	<b>0.0</b>	<b>-</b>	<b>0</b>	<b>0</b>	<b>0</b>	<b>0</b>	<b>0.0</b>	<b>-</b>	<b>0</b>

### ADDITIONAL STATS

**Special Teams Tackles:** (Baltimore) 1 in 2015, (San Francisco) 8 in 2017, 6 in 2018, 11 in 2019 for total of 26 (P-1).

**Miscellaneous Tackles:** (Miami) 1 in 2022.

**Miscellaneous Fumble Recoveries:** (San Francisco) 2 in 2019.

### SINGLE-GAME CAREER HIGHS

<b>Rushes:</b>	29	vs. Green Bay, 1/19/20*
<b>Rushing Yards:</b>	220	vs. Green Bay, 1/19/20*
<b>Longest Rush:</b>	80t	at N.Y. Jets, 9/20/20
<b>Rushing TDs:</b>	4	vs. Green Bay, 1/19/20*
<b>Receptions:</b>	8	at New England, 1/1/23
<b>Receiving Yards:</b>	95	vs. Arizona, 9/13/20
<b>Longest Reception:</b>	76t	vs. Arizona, 9/13/20
<b>Receiving TDs:</b>	1	5 times, last: at New England, 1/1/23
<b>Kickoff Returns:</b>	6	vs. Green Bay, 12/25/22
<b>Kickoff Return Yards:</b>	159	at Seattle, 12/20/15
<b>Longest Kickoff Return:</b>	53	at Seattle, 12/20/15

\* NFC Championship

### 100-YARD RUSHING GAMES (4)

DATE	OPPONENT	ATT	YDS	AVG	LG	TD
12/11/19	at Baltimore	19	146	7.7	40t	1
1/19/20	GREEN BAY*	29	220	7.6	36t	4
10/9/22	at N.Y. Jets	18	113	6.3	24	1
12/17/22	at Buffalo	17	136	8.0	67	0

\* NFC Championship

### 2015 GAME-BY-GAME STATS (MIAMI/BALTIMORE/ CLEVELAND)

DATE	OPPONENT	P/S	REC	YDS	AVG	LG	TD
09/13	at Washington		NOT ON ROSTER				
09/20	at Jacksonville	1/0	0	0	0.0	-	0
09/27	BUFFALO		INACTIVE				
10/04	N.Y. JETS		INACTIVE				
<b>MIAMI TOTALS</b>		<b>1/0</b>	<b>0</b>	<b>0</b>	<b>0.0</b>	<b>-</b>	<b>0</b>
10/18	at San Francisco		INACTIVE				
10/26	at Arizona	1/0	0	0	0.0	-	0
11/01	SAN DIEGO	1/0	0	0	0.0	-	0
11/15	JACKSONVILLE	1/0	0	0	0.0	-	0
11/22	ST. LOUIS	1/0	0	0	0.0	-	0
11/30	at Cleveland	1/0	0	0	0.0	-	0
12/06	at Miami	1/0	0	0	0.0	-	0
12/13	SEATTLE	1/0	0	0	0.0	-	0
<b>BALTIMORE TOTALS</b>		<b>7/0</b>	<b>0</b>	<b>0</b>	<b>0.0</b>	<b>0</b>	<b>0</b>
12/20	at Seattle	1/0	0	0	0.0	-	0
12/27	at Kansas City	1/0	0	0	0.0	-	0
01/03	PITTSBURGH	1/0	0	0	0.0	-	0
<b>CLEVELAND TOTALS</b>		<b>3/0</b>	<b>0</b>	<b>0</b>	<b>0.0</b>	<b>0</b>	<b>0</b>
<b>2015 TOTALS</b>		<b>11/0</b>	<b>0</b>	<b>0</b>	<b>0.0</b>	<b>-</b>	<b>0</b>

### 2016 GAME-BY-GAME STATS (CHICAGO/SAN FRANCISCO)

DATE	OPPONENT	P/S	REC	YDS	AVG	LG	TD
09/11	at Houston		NOT ON ROSTER				
09/19	PHILADELPHIA		PRACTICE SQUAD				
09/25	at Dallas	1/0	0	0	0.0	-	0
10/02	DETROIT	1/0	0	0	0.0	-	0
10/09	at Indianapolis		PRACTICE SQUAD				
10/16	JACKSONVILLE		PRACTICE SQUAD				
10/20	at Green Bay		PRACTICE SQUAD				
<b>CHICAGO TOTALS</b>		<b>3/0</b>	<b>0</b>	<b>0</b>	<b>0.0</b>	<b>-</b>	<b>0</b>
12/04	at Chicago		PRACTICE SQUAD				
12/11	N.Y. JETS		PRACTICE SQUAD				
12/18	at Atlanta		PRACTICE SQUAD				
12/24	at L.A. Rams		PRACTICE SQUAD				
01/01	SEATTLE	1/0	1	6	6.0	6	0
<b>SAN FRANCISCO TOTALS</b>		<b>1/0</b>	<b>1</b>	<b>6</b>	<b>6.0</b>	<b>6</b>	<b>0</b>
<b>2016 TOTALS</b>		<b>4/0</b>	<b>1</b>	<b>6</b>	<b>6.0</b>	<b>6</b>	<b>0</b>

### 2017 GAME-BY-GAME STATS (SAN FRANCISCO)

DATE	OPPONENT	P/S	ATT	YDS	AVG	LG	TD
09/10	CAROLINA	1/0	0	0	0.0	-	0
09/17	at Seattle	1/0	0	0	0.0	-	0
09/21	L.A. RAMS	1/0	4	11	2.8	7	0
10/01	at Arizona	1/0	0	0	0.0	-	0
10/08	at Indianapolis	1/0	1	3	3.0	3	0
10/15	at Washington	1/0	1	16	16.0	16	0
10/22	DALLAS	1/0	0	0	0.0	-	0
10/29	at Philadelphia	1/0	0	0	0.0	-	0
11/05	ARIZONA	1/0	0	0	0.0	-	0
11/12	N.Y. GIANTS	1/0	0	0	0.0	-	0
11/26	SEATTLE	1/0	0	0	0.0	-	0
12/03	at Chicago		INJURED RESERVE				
12/10	at Houston		INJURED RESERVE				
12/17	TENNESSEE		INJURED RESERVE				
12/24	JACKSONVILLE		INJURED RESERVE				
12/31	at L.A. Rams		INJURED RESERVE				
<b>2017 TOTALS</b>		<b>11/0</b>	<b>6</b>	<b>30</b>	<b>5.0</b>	<b>16</b>	<b>0</b>

### 2018 GAME-BY-GAME STATS (SAN FRANCISCO)

DATE	OPPONENT	P/S	ATT	YDS	AVG	LG	TD
09/09	at Minnesota	1/0	0	0	0.0	-	0
09/16	DETROIT	1/0	0	0	0.0	-	0
09/23	at Kansas City	1/0	1	0	0.0	0	0
09/30	at L.A. Chargers	1/0	0	0	0.0	-	0
10/07	ARIZONA	1/0	5	11	2.2	12	0
10/15	at Green Bay	1/0	12	87	7.3	26	0
10/21	L.A. RAMS	1/0	7	59	8.4	16	0
10/28	at Arizona	1/0	2	18	9.0	14	0
11/01	OAKLAND	1/0	7	86	12.3	52t	1
11/12	N.Y. GIANTS		INJURED RESERVE				
11/25	at Tampa Bay		INJURED RESERVE				
12/02	at Seattle		INJURED RESERVE				
12/09	DENVER		INJURED RESERVE				
12/16	SEATTLE		INJURED RESERVE				
12/23	CHICAGO		INJURED RESERVE				
12/30	at L.A. Rams		INJURED RESERVE				
<b>2018 TOTALS</b>		<b>9/0</b>	<b>34</b>	<b>261</b>	<b>7.7</b>	<b>52t</b>	<b>1</b>

## 2019 GAME-BY-GAME STATS (SAN FRANCISCO)

DATE	OPPONENT	P/S	ATT	YDS	AVG	LG	TD
09/08	at Tampa Bay	1/0	9	40	4.4	18	0
09/15	at Cincinnati	1/0	13	83	6.4	20	0
09/22	PITTSBURGH	1/0	12	79	6.6	19	0
10/07	CLEVELAND	1/0	7	34	4.9	8	0
10/13	at L.A. Rams	1/0	4	13	3.3	8	0
10/20	at Washington	1/0	0	0	0.0	-	0
10/27	CAROLINA	1/0	9	60	6.7	41t	1
10/31	at Arizona	1/0	1	-2	-2.0	-2	0
11/11	SEATTLE	1/0	6	28	4.7	8	0
11/17	ARIZONA	1/0	6	13	2.2	6	0
11/24	GREEN BAY	1/0	6	45	7.5	15t	1
12/01	at Baltimore	1/0	19	146	7.7	40t	1
12/08	at New Orleans	1/0	10	69	6.9	19	1
12/15	ATLANTA	1/0	14	54	3.9	8	1
12/21	L.A. RAMS	1/0	11	53	4.8	16t	1
12/29	at Seattle	1/0	10	57	5.7	17	2
<b>2019 TOTALS</b>		<b>16/0</b>	<b>137</b>	<b>772</b>	<b>5.6</b>	<b>41t</b>	<b>8</b>

DATE	OPPONENT	P/S	ATT	YDS	AVG	LG	TD
01/11	MINNESOTA*	1/0	12	58	4.8	10	0
01/19	GREEN BAY**	1/0	29	220	7.6	36t	4
02/02	at Kansas City***	1/0	12	58	4.8	17	1
<b>PLAYOFF TOTALS</b>		<b>3/0</b>	<b>53</b>	<b>336</b>	<b>6.3</b>	<b>36t</b>	<b>5</b>

\* NFC Divisional game

\*\* NFC Championship

\*\*\* Super Bowl LIV

## 2020 GAME-BY-GAME STATS (SAN FRANCISCO)

DATE	OPPONENT	P/S	ATT	YDS	AVG	LG	TD
09/13	ARIZONA	1/1	15	56	3.7	14	0
09/20	at N.Y. Jets	1/1	8	92	11.5	80t	1
09/27	at N.Y. Giants						
10/04	PHILADELPHIA						
10/11	MIAMI	1/1	11	90	8.2	37	0
10/18	L.A. RAMS	1/1	17	65	3.8	15	0
10/25	at New England						
11/01	at Seattle						
11/05	GREEN BAY						
11/15	at New Orleans						
11/29	at L.A. Rams	1/1	16	43	2.7	10	1
12/07	BUFFALO	1/1	9	42	4.7	16	0
12/13	WASHINGTON	1/1	14	65	4.6	14	0
12/20	at Dallas	1/1	14	68	4.9	17	0
12/26	at Arizona						
01/03	SEATTLE						
<b>2020 TOTALS</b>		<b>8/8</b>	<b>104</b>	<b>521</b>	<b>5.0</b>	<b>80t</b>	<b>2</b>

## 2021 GAME-BY-GAME STATS (SAN FRANCISCO)

DATE	OPPONENT	P/S	ATT	YDS	AVG	LG	TD
09/12	at Detroit	1/1	2	20	10.0	11	0
09/19	at Philadelphia						
09/26	GREEN BAY						
10/03	SEATTLE						
10/10	at Arizona						
10/24	INDIANAPOLIS						
10/31	at Chicago						
11/07	ARIZONA						
11/15	L.A. RAMS						
11/21	at Jacksonville						
11/28	MINNESOTA						
12/05	at Seattle						
12/12	at Cincinnati						
12/19	ATLANTA						
12/23	at Tennessee						
01/02	HOUSTON						
01/09	at L.A. Rams						
<b>2021 TOTALS</b>		<b>1/1</b>	<b>2</b>	<b>20</b>	<b>10.0</b>	<b>11</b>	<b>0</b>

DATE	OPPONENT	P/S	ATT	YDS	AVG	LG	TD
01/16	at Dallas*						
01/22	at Green Bay**						
01/30	at L.A. Rams***						
<b>PLAYOFF TOTALS</b>		<b>0/0</b>	<b>0</b>	<b>0</b>	<b>0.0</b>	<b>-</b>	<b>0</b>

\* AFC Wild Card game

\*\* NFC Divisional game

\*\*\* NFC Championship

## 2022 GAME-BY-GAME STATS (MIAMI)

DATE	OPPONENT	P/S	ATT	YDS	AVG	LG	TD
09/11	NEW ENGLAND	1/0	5	16	3.2	11	0
09/18	at Baltimore	1/1	11	51	4.6	11	0
09/25	BUFFALO	1/0	8	11	1.4	9	0
09/29	at Cincinnati	1/1	15	69	4.6	25	0
10/09	at N.Y. Jets	1/1	18	113	6.3	24	1
10/16	MINNESOTA	1/1	14	49	3.5	16	0
10/23	PITTSBURGH	1/1	16	79	4.9	12	0
10/30	at Detroit	1/1	14	64	4.6	13	0
11/06	at Chicago	1/1	9	26	2.9	14	1
11/13	CLEVELAND	1/1	8	65	8.1	24t	1
11/27	HOUSTON						
12/04	at San Francisco	1/1	7	30	4.3	8	0
12/11	at L.A. Chargers	1/1	11	37	3.4	13	0
12/17	at Buffalo	1/1	17	136	8.0	67	0
12/25	GREEN BAY	1/1	8	45	5.6	17	0
01/01	at New England	1/1	15	45	3.0	11	0
01/08	N.Y. JETS	1/1	11	71	6.5	21	0
<b>2022 TOTALS</b>		<b>16/14</b>	<b>181</b>	<b>891</b>	<b>4.9</b>	<b>67</b>	<b>3</b>

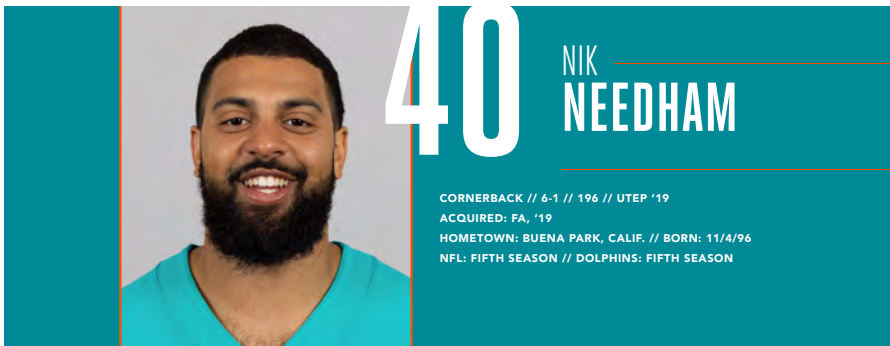
DATE	OPPONENT	P/S	ATT	YDS	AVG	LG	TD
01/15	at Buffalo*						

\* AFC Wild Card game

## NATIONAL CHAMPIONSHIPS

The Dolphins selected LB Channing Tindall in the third round of the 2022 NFL Draft. He was a member of Georgia's 2021 national championship team and is the 10th player drafted by the Dolphins since 2016 to win a national championship. Dolphins General Manager Chris Grier drafted a player who won a national championship in each of the first seven NFL Drafts he oversaw since becoming general manager in 2016. WR Jaylen Waddle (first round) was selected in the 2021 NFL Draft and won the 2020 national title at Alabama. QB Tua Tagovailoa (first round) and DT Raekwon Davis (second round) were selected in the 2020 NFL Draft and were both members of Alabama's 2017 national championship team. Miami also added LS Blake Ferguson in the sixth round of the 2020 NFL Draft, who was part of LSU's 2019 national title team. DT Christian Wilkins was Miami's first-round pick of the 2019 NFL Draft and was part of two national championship teams at Clemson (2016, 2018). S Minkah Fitzpatrick was Miami's first-round pick of the 2018 NFL Draft, and was a member of two national championship teams at Alabama (2015, 2017). In the 2017 NFL Draft, Miami picked two players who won national championships in college – LB Raekwon McMillan, who won the title as a true freshman at Ohio State in 2014, and CB Cordrea Tankersley, who won a national championship as a senior at Clemson in 2016. In the 2016 NFL Draft, the Dolphins selected RB Kenyan Drake in the third round. Drake won two national championships at Alabama in 2012 and 2015.





# 40

## NIK NEEDHAM

CORNERBACK // 6-1 // 196 // UTEP '19

ACQUIRED: FA, '19

HOMETOWN: BUENA PARK, CALIF. // BORN: 11/4/96

NFL: FIFTH SEASON // DOLPHINS: FIFTH SEASON

### NFL CAREER

#### TRANSACTIONS:

- Signed to Miami's active roster on Oct. 12, 2019.
- Signed to Miami's practice squad on Sept. 1, 2019.
- Waived by Miami on Aug. 31, 2019.
- Signed by Miami as an undrafted college free agent on May 9, 2019.

#### CAREER HIGHLIGHTS:

- Played in 51 career games with 27 starts.
- 192 tackles (140 solo), 3.0 sacks, 6 interceptions, 25 passes defended, 1 forced fumble and 1 fumble recovery; 1 interception return for a TD.
- His 11 passes defended in 2019 were 2nd-most among NFL rookies:

MOST PASSES DEFENSED (2019 ROOKIES)				
PLAYER	TEAM	INT	PD	
1. Jamel Dean	TB	2	17	
2. <b>NIK NEEDHAM</b>	<b>MIA.</b>	<b>2</b>	<b>11</b>	
3. Byron Murphy	Ari.	1	10	
Trayvon Mullen	Oak.	1	10	
5. Taylor Rapp	LAR	2	8	
Chauncey Gardner-Johnson	NO	1	8	
Deandre Baker	NYG	0	8	
Sean Murphy-Bunting	TB	3	8	

- Had 10 passes defended in his final 8 games in 2019, tied for 5th in the NFL in that span.

#### 2022 (MIAMI):

- Played in 6 games with 5 starts.
- Missed the rest of the season after being placed on injured reserve on Oct. 19.
- 21 tackles (15 solo) and 2 passes defended.

**VS. BUFFALO (9/25):** 5 tackles (4 solo) and 1 pass defended.

**AT CINCINNATI (9/29):** 2 tackles and 1 pass defended.

**AT N.Y. JETS (10/9):** 5 tackles (1 solo).

#### 2021 (MIAMI):

- Played in all 17 games with 5 starts.
- 59 tackles (48 solo), 1.0 sack, 2 interceptions, 5 passes defended and 1 fumble recovery; 1 interception return for a TD.

**VS. ATLANTA (10/24):** 2 solo tackles and 1 fumble recovery.

• Recovered a QB Matt Ryan fumble forced by DE Emmanuel Ogbah on 3rd-and-8 in the 4th quarter.

**VS. HOUSTON (11/7):** 4 solo tackles, 1 sack and 1 pass defended.

• Sacked QB Tyrod Taylor for a loss of 10 yards in the 1st quarter.

**VS. CAROLINA (11/28):** 4 tackles (2 solo), 1 interception and 1 pass defended.

• Intercepted a QB PJ Walker pass intended for TE Ian Thomas in the 4th quarter.

**AT NEW ORLEANS (12/27):** 2 solo tackles, 1 interception and 1 pass defended; 1 interception return for a TD.

• Intercepted a QB Ian Book pass intended for WR Lil'Jordan Humphrey and returned it 28 yards for a TD to give Miami a 7-0 lead.

#### 2020 (MIAMI):

- Played in all 16 games with 5 starts.
- 58 tackles (36 solo), 1.0 sack, 2 interceptions and 7 passes defended.

**AT L.A. CHARGERS (11/15):** 12 tackles (6 solo).

• Sacked QB Justin Herbert for a loss of 13 yards in the 1st quarter.

**AT N.Y. JETS (11/29):** 5 tackles (3 solo), 1 interception and 1 pass defended.

• Intercepted a QB Sam Darnold pass intended for WR Breshad Perriman in the 3rd quarter.

**VS. CINCINNATI (12/6):** 1 assisted tackle, 1 interception and 2 passes defended.

• Intercepted a QB Ryan Finley pass intended for WR Alex Erickson in the 4th quarter.

#### 2019 (MIAMI):

- Played in 12 games with 11 starts.
- 54 tackles (41 solo), 1.0 sack, 2 interceptions, 11 passes defended and 1 forced fumble.
- His 11 passes defended were 2nd-most among NFL rookies.
- Had 10 passes defended in his final 8 games, tied for 5th in the NFL in that span.

**VS. N.Y. JETS (11/3):** 9 tackles (6 solo) and 1.0 sack.

• Sacked QB Sam Darnold in the 4th quarter.

• It was his 1st career sack.

**AT INDIANAPOLIS (11/10):** 6 tackles (5 solo), 1 interception and 3 passes defended.

• Intercepted QB Brian Hoyer in the 4th quarter. It was his 1st career interception.

- Tackled TE Eric Ebron 2 yards short of the sticks on a 4th-and-10 play that was Indianapolis' final offensive snap of the game, preserving Miami's victory.

**AT N.Y. GIANTS (12/15):** 4 tackles (3 solo), 1 interception and 1 pass defended.

- Intercepted QB Eli Manning on the final play of the first half.

## BEFORE THE NFL

### COLLEGE (UTEP):

- 4-year letterman (2015-18) and 3-year starter.

**CAREER:** Played in 47 games with 41 starts; 213 tackles (129 solo), 1.5 sacks, 3 interceptions, 36 passes defended and 2 fumble recoveries; 1 punt return for 9 yards; 1 blocked kick.

- Set school record with 36 career passes defended.

**SENIOR (2018):** Played in all 12 games with 11 starts; 62 tackles (48 solo), 1 interception, 10 passes defended and 1 fumble recovery.

- Honorable mention All-Conference USA.
- His 62 tackles were 4th on the team.

**JUNIOR (2017):** Played in all 12 games with 11 starts; 59 tackles (28 solo), 1.0 sack, 1 interception, 9 passes defended and 1 fumble recovery.

- Honorable mention All-Conference USA.
- His 9 passes defended led the team.

**SOPHOMORE (2016):** Started all 12 games; 54 tackles (28 solo) and 11 passes defended.

- His 11 passes defended led the team and were tied for 6th in Conference USA.

**REDSHIRT FRESHMAN (2015):** Played in 11 games with 7 starts; 38 tackles (25 solo), 0.5 sacks, 1 interception and 6 passes defended; 1 punt return for 9 yards; 1 blocked kick.

- Redshirted in 2014.

### HIGH SCHOOL (BUENA PARK HS - BUENA PARK, CALIF.)

- Played defensive back and wide receiver.

**SENIOR (2013):** 38 tackles (31 solo), 0.5 sacks and 2 interceptions; 39 receptions for 877 yards (22.5 avg.) and 5 TDs.

- 1st-team all-league.

## OFF THE FIELD

### COMMUNITY:

**2021:**

- Volunteered at the Miami Dolphins Food Relief Program Thanksgiving meal distribution with Feeding South Florida to provide 1,000 meal boxes to South Florida families.

**2019:**

- In 2019, collaborated with fellow Dolphins rookies and Neighbors4Neighbors to sponsor four South Florida families with holiday gifts and game tickets.

### PERSONAL:

- **MAJOR:** Organizational communication.

## NIK NEEDHAM'S NFL REGULAR SEASON STATS

YEAR	TEAM	GP	GS	TACKLES					INTERCEPTIONS					FUMBLES	
				TOT	SOLO	ASST	SK	YDS	INT	YDS	LG	TD	PD	FF	FR
2019	MIAMI	12	11	54	41	13	1.0	7.0	2	23	23	0	11	1	0
2020	MIAMI	16	6	58	36	22	1.0	13.0	2	1	1	0	7	0	0
2021	MIAMI	17	5	59	48	11	1.0	10.0	2	28	28t	1	5	0	1
2022	MIAMI	6	5	21	15	6	0.0	0.0	0	0	0	0	2	0	0
<b>NFL TOTALS</b>		<b>51</b>	<b>27</b>	<b>192</b>	<b>140</b>	<b>52</b>	<b>3.0</b>	<b>30.0</b>	<b>6</b>	<b>52</b>	<b>28t</b>	<b>1</b>	<b>25</b>	<b>1</b>	<b>1</b>

### ADDITIONAL STATS

**Defensive Touchdowns:** 28-yard interception return on 12/27/21 at New Orleans.

### SINGLE-GAME CAREER HIGHS

**Tackles:** 12 vs. Buffalo, 9/20/20  
**Sacks:** 1 3 times, last: vs. Houston, 11/7/21  
**Interceptions:** 1 6 times, last: at New Orleans, 12/27/21  
**Passes Defended:** 3 at Indianapolis, 11/10/19  
**Forced Fumbles:** 1 vs. Buffalo, 11/17/19  
**Fumble Recoveries:** 1 vs. Atlanta, 10/24/21

## DOLPHINS COACHING LONGEVITY

In 2007, former Dolphins secondary coach Mel Phillips wrapped up an impressive 23-year stint as an assistant on the team's coaching staff, a span which began in 1985. Over this time, Phillips served under six of the first seven head coaches in team history. Phillips' 23-year tenure with the club is the second-longest among assistant coaches in team history and third overall, including head coaches.

COACH	NO.	YEARS
Don Shula, Head Coach	26	1970-95
Carl Tasseff, Assistant	24	1970-93
Mel Phillips, Assistant	23	1985-2007
Tom Keane, Assistant	20	1966-85
John Sandusky, Assistant	19	1976-94



## NFL CAREER

### TRANSACTIONS:

- Signed by Miami as an unrestricted free agent from Kansas City on March 21, 2020.
- Traded from Cleveland to Kansas City on April 2, 2019.
- 2nd-round pick (32nd overall) by Cleveland in the 2016 NFL Draft.

### CAREER HIGHLIGHTS:

- Played in 92 career games with 70 starts.
- 249 tackles (152 solo), 37.0 sacks, 37 passes defended, 7 forced fumbles and 4 fumble recoveries.
- 1 blocked field goal; 1 blocked PAT.
- Won Super Bowl LIV with Kansas City.
- His 37 career passes defended are the 2nd-most by any NFL defensive lineman since he entered the league in 2016:

#### MOST PASSES DEFENSED BY A DEFENSIVE LINEMAN (SINCE 2016)

NAME	TEAMS	PDs
1. Carlos Dunlap	Cin./Sea./KC	51
2. <b>EMMANUEL OGBAH</b>	<b>CLE./KC/MIA.</b>	<b>37</b>
3. Cameron Jordan	NO	35
4. Chris Jones	KC	32
5. Cameron Heyward	Pit.	29

- Had a full sack in 6 consecutive games (10/4/20 – 11/15/20), which is tied for 2nd-longest sack streak in Dolphins history.
- His 12 passes defended in 2021 were a career-high and most by an NFL defensive lineman since 2016 (Carlos Dunlap):

#### NFL SINGLE-SEASON PASSES DEFENSED LEADERS (SINCE 2012; DL ONLY)

NAME	TEAM	YEAR	PDs
1. J.J. Watt	Hou.	2012	16
2. Carlos Dunlap	Cin.	2016	15
3. <b>EMMANUEL OGBAH</b>	<b>MIA.</b>	<b>2021</b>	<b>12</b>
4. Julius Peppers	GB	2014	11
Cameron Jordan	NO	2017	11

- His 9.0 sacks in 2020 were tied for 14th in the NFL.

### 2022 (MIAMI):

- Played in 9 games with 3 starts.
- Inactive for 1 game.
- Missed the rest of the season after being placed on injured reserve on Nov. 14.
- 11 tackles (7 solo) and 1.0 sack.
- 1 blocked field goal.

**VS. NEW ENGLAND (9/11):** 4 tackles (3 solo) and 1.0 sack.

- Sacked QB Mac Jones for a loss of 7 yards in the 1st quarter.

**VS. BUFFALO (9/25):** 1 solo tackle; 1 blocked field goal.

- Blocked a 38-yard FG attempt by Buffalo K Tyler Bass in the 4th quarter.

### 2021 (MIAMI):

- Played in all 17 games with 11 starts.
- 41 tackles (26 solo), 9.0 sacks, 12 passes defended, 1 forced fumble and 1 fumble recovery.

**VS. ATLANTA (10/24):** 1 solo tackle, 1 pass defended and 1 forced fumble.

- Forced a QB Matt Ryan fumble on 3rd-and-8 in the 4th quarter that was recovered by CB Nik Needham.

**VS. HOUSTON (11/7):** 4 tackles (2 solo), 2.5 sacks and 1 pass defended.

- Sacked QB Tyrod Taylor for a loss of 8 yards in the 2nd quarter.
- Split a sack of QB Tyrod Taylor with LB Jaelan Phillips for a loss of 5 yards in the 3rd quarter.
- Sacked QB Tyrod Taylor for a loss of 11 yards in the 4th quarter.

**VS. N.Y. JETS (12/19):** 2 solo tackles, 1.0 sack, 1 pass defended and 1 fumble recovery.

- Sacked QB Zach Wilson for a loss of 1 yard in the 3rd quarter.
- Recovered a QB Zach Wilson fumble forced by DT Zach Sieler in the 4th quarter.

**AT NEW ORLEANS (12/27):** 5 tackles (3 solo) and 2.0 sacks.

- Split a sack of QB Ian Book with DT Christian Wilkins on 3rd-and-4 for a loss of 10 yards in the 1st quarter.
- Split a sack of QB Ian Book with DT Raekwon Davis for a loss of 1 yard in the 3rd quarter.
- Sacked QB Ian Book for a loss of 10 yards in the 4th quarter.

### 2020 (MIAMI):

- Played in all 16 games with 12 starts.
- 42 tackles (25 solo), 9.0 sacks, 5 passes defended and 3 forced fumbles.
- His 9 sacks were tied for 14th in the NFL.

**VS. N.Y. JETS (10/18):** 5 tackles (3 solo) and 2.0 sacks.

- Sacked QB Joe Flacco for a loss of 2 yards in the 2nd quarter.
- Sacked QB Joe Flacco again in the 4th quarter on 3rd-and-4 for a loss of 28 yards.
- The 28-yard sack was just the 7th sack in the NFL that lost at least 28 yards since 1994.
- It was the 1st 2+ sack game by a Dolphin since DE Cam Wake and DT Akeem Spence each had 2 on 11/14/18 vs. the N.Y. Jets.

**VS. L.A. RAMS (11/1):** 1 solo tackle, 1.0 sack, 1 pass defended and 1 forced fumble.

- Strip-sacked QB Jared Goff in the 2nd quarter and the fumble was recovered by LB Andrew Van Ginkel, who returned it 78 yards for a TD.

**AT ARIZONA (11/8):** 5 tackles (4 solo), 1.0 sack, 1 pass defended and 1 forced fumble.

- Strip-sacked QB Kyler Murray in the 1st quarter and DE Shaq Lawson recovered the fumble and returned it 36 yards for a TD.

## 2019 (KANSAS CITY):

- Played in 10 games with 4 starts.
- Missed the rest of the season after being placed on injured reserve on Nov. 18.
- 32 tackles (23 solo), 5.5 sacks, 3 passes defended and 1 forced fumble.

**AT JACKSONVILLE (9/8):** 3 tackles (2 solo) and 1 sack.

- Sacked QB Gardner Minshew in the 3rd quarter.

**VS. BALTIMORE (9/22):** 2 tackles (1 solo), 1.5 sacks and 1 pass defended.

- Split a sack with LB Damien Wilson of QB Lamar Jackson in the 2nd quarter.
- Sacked QB Lamar Jackson again in the 3rd quarter.

**AT DENVER (10/17):** 3 solo tackles, 1 sack and 2 passes defended.

- Sacked QB Joe Flacco on 3rd-and-5 in the 3rd quarter, forcing Denver to punt.

## 2018 (CLEVELAND):

- Started 14 games.
- Inactive for 2 games.
- 40 tackles (24 solo), 3.0 sacks, 8 passes defended and 1 fumble recovery.

**AT TAMPA BAY (10/21):** 5 tackles (4 solo), 1.5 sacks and 2 passes defended.

- Sacked QB Jameis Winston on 3rd-and-2 in the 4th quarter forcing Tampa Bay to punt.
- Split a sack with DT Larry Ogunjobi on QB Jameis Winston in overtime for a loss of 7 yards.

**AT CINCINNATI (11/25):** 1 assisted tackle and 1 fumble recovery.

- Recovered a fumble by QB Andy Dalton in the 3rd quarter.

**AT HOUSTON (12/2):** 6 tackles (4 solo) and 1.0 sack.

- Sacked QB Deshaun Watson in the 1st quarter.

## 2017 (CLEVELAND):

- Started 10 games.
- Missed the rest of the season after being placed on injured reserve on Nov. 21.
- 29 tackles (18 solo), 4.0 sacks, 6 passes defended, 2 forced fumbles and 1 fumble recovery; 1

blocked PAT.

**VS. CINCINNATI (10/1):** 6 tackles (4 solo), 1.0 sack, 2 forced fumbles and 1 fumble recovery.

- Strip-sacked QB Andy Dalton and recovered the fumble in the 1st quarter.
- Forced a RB Jeremy Hill fumble in the 1st quarter.

**VS. MINNESOTA (10/29):** 1 pass defended; 1 blocked PAT.

- Blocked a K Kai Forbath PAT in the 2nd quarter.

**AT DETROIT (11/12):** 3 solo tackles and 2.0 sacks.

- Sacked QB Matthew Stafford in the 1st quarter for a loss of 4 yards.
- Sacked QB Matthew Stafford again on 3rd-and-12 in the 2nd quarter, forcing Detroit to punt.

## 2016 (CLEVELAND):

- Started all 16 games.
- 53 tackles (28 solo), 5.5 sacks and 3 passes defended.
- His 5.5 sacks led the team and was 5th among NFL rookies that season.

**AT PHILADELPHIA (9/11):** 1 solo tackle and 1 pass defended.

- Made his NFL debut and 1st NFL start.

**AT TENNESSEE (10/16):** 3 tackles (1 solo) and 1.0 sack.

- Sacked QB Marcus Mariota in the 3rd quarter.
- It was his 1st career sack.

**AT CINCINNATI (10/23):** 6 tackles (5 solo) and 2.0 sacks.

- Sacked QB Andy Dalton for a loss of 6 yards in the 2nd quarter.
- Sacked QB Andy Dalton again in the 4th quarter on 3rd-and-5, forcing a Bengals missed field goal.
- It was the 1st multi-sack game of his career.

## BEFORE THE NFL

### COLLEGE (OKLAHOMA STATE):

- 3-year letterman (2013-15) and 1-year starter.

**CAREER:** Played in all 39 games with 26 starts; 133 tackles (95 solo), 28.0 sacks, 9 passes defended, 4 forced fumbles and 3 fumble recoveries; 1 fumble recovery for a TD.

- His 28 career sacks ranked 4th in school history and were the most of any active NCAA player at the time he declared for the draft.

**JUNIOR (2015):** Started all 13 games; 64 tackles (44 solo), 13.0 sacks, 4 passes defended, 3 forced fumbles and 2 fumble recoveries; 1 fumble recovery for a TD.

- 2nd-team All-American.
- 1st-team All-Big 12.
- Big 12 Co-Defensive Player of the Year.
- Semifinalist for the Walter Camp Award (nation's most outstanding player).
- His 13 sacks led the Big 12 and ranked 4th nationally.
- His 13 sacks were the 3rd-most in single-season school history.
- Voted a team captain.

**SOPHOMORE (2014):** Started all 13 games; 49 tackles (35 solo), 11.0 sacks, 5 passes defended

and 1 forced fumble.

- 1st-team All-Big 12.
- Big 12 Defensive Lineman of the Year.
- His 0.85 sacks per game average ranked 2nd in the Big 12 and 15th nationally.

**REDSHIRT FRESHMAN (2013):** Played in all 13 games; 20 tackles (16 solo), 4.0 sacks and 1 fumble recovery.

- His 4 sacks tied for the team lead.
- Redshirted in 2012.

## HIGH SCHOOL (GEORGE BUSH HS – RICHMOND, TEXAS)

**SENIOR (2011):** 57 tackles (47 solo), 6.0 sacks, 2 forced fumbles and 1 fumble recovery.

- 1st-team Houston Metro.
- District defensive MVP.

## OFF THE FIELD

### COMMUNITY:

- Established the Emmanuel Ogbah Rise Above Foundation to provide scholarships, resources and mentorship programs to underserved youth.

### 2022:

- Hosted his 2nd annual holiday toy distribution at the Northwest Boys & Girls Club, providing gifts for 50 children.

- Partnered with Feeding South Florida to provide Thanksgiving meals to families in need.

### 2021:

- Assisted with the renovation efforts for the Miami Northwest Boys & Girls Club's teen center and donated brand-new furniture for the space.
- Surprised the children at the Miami Northwest Boys & Girls Club with holiday toys and gifts.
- Volunteered at the Miami Dolphins holiday event to spend time with and provide dinner and children's gifts for South Florida families.
- Hosted a drive-thru Thanksgiving meal event at the Miami Northwest Boys & Girls Club to provide 300 Thanksgiving meals for local families.

### 2020:

- Partnered with organizations in his hometown of Houston to provide technology to help high school students finish the school year online during the pandemic.

### PERSONAL:

- Born in Lagos, Nigeria.
- **PRONUNCIATION:** Last name is pronounced AHG-buh.
- **MAJOR:** Business administration.

## EMMANUEL OGBAH'S NFL REGULAR SEASON STATS

YEAR	TEAM	GP	GS	TACKLES			SK	YDS	INTERCEPTIONS					FUMBLES	
				TOT	SOLO	ASST			INT	YDS	LG	TD	PD	FF	FR
2016	CLEVELAND	16	16	53	28	25	5.5	31.5	0	0	0	0	3	0	0
2017	CLEVELAND	10	10	29	18	11	4.0	18.0	0	0	0	0	6	2	1
2018	CLEVELAND	14	14	40	24	16	3.0	13.5	0	0	0	0	8	0	1
2019	KANSAS CITY	10	4	32	23	9	5.5	37.5	0	0	0	0	3	1	0
2020	MIAMI	16	12	42	25	17	9.0	95.5	0	0	0	0	5	3	1
2021	MIAMI	17	11	41	26	15	9.0	64.0	0	0	0	0	12	1	1
2022	MIAMI	9	3	11	7	4	1.0	7.0	0	0	0	0	0	0	0
<b>NFL TOTALS</b>		<b>92</b>	<b>70</b>	<b>249</b>	<b>152</b>	<b>97</b>	<b>37.0</b>	<b>267.0</b>	<b>0</b>	<b>0</b>	<b>0</b>	<b>0</b>	<b>37</b>	<b>7</b>	<b>4</b>

### ADDITIONAL STATS

**Blocked Kicks:** (Cleveland) 1 PAT vs. Minnesota (10/29/17), (Miami) 1 field goal vs. Buffalo (9/25/22) for total of 2.

### SINGLE-GAME CAREER HIGHS

**Tackles:** 7 at Washington, 10/2/16  
**Sacks:** 2.5 vs. Houston, 11/7/21  
**Passes Defended:** 2 7 times, last: vs. New England, 1/9/22  
**Forced Fumbles:** 2 vs. Cincinnati, 10/1/17  
**Fumble Recoveries:** 1 3 times, last: vs. N.Y. Jets, 12/19/21

## 1972 DOLPHINS BOAST PAIR OF 1,000-YARD RUSHERS

The 1972 Miami Dolphins led the NFL by averaging 211.4 yards rushing per game that year. They were led by running backs Larry Csonka and Mercury Morris, who rushed for 1,117 and 1,000 yards, respectively. The '72 Dolphins are one of only seven teams in NFL history to have two 1,000-yard rushers in the same season. They are joined by the 1976 Pittsburgh Steelers (Franco Harris – 1,128; Rocky Bleier – 1,036), the 1985 Cleveland Browns (Kevin Mack – 1,104; Earnest Byner – 1,002), the 2006 Atlanta Falcons (Warrick Dunn – 1,140; Michael Vick – 1,039), the 2008 New York Giants (Brandon Jacobs – 1,089; Derrick Ward – 1,025), the 2009 Carolina Panthers (Jonathan Stewart – 1,133; DeAngelo Williams – 1,177) and the 2019 Baltimore Ravens (Lamar Jackson – 1,206; Mark Ingram – 1,018).



75

CEDRIC  
OGBUEHITACKLE // 6-5 // 307 // TEXAS A&M '15  
ACQUIRED: FA, '23  
HOMETOWN: ALLEN, TEXAS // BORN: 4/25/92  
NFL: NINTH SEASON // DOLPHINS: FIRST SEASON

## NFL CAREER

## TRANSACTIONS:

- Signed by Miami on May 15, 2023.
- Released by the N.Y. Jets on May 11, 2023.
- Signed to the N.Y. Jets' active roster on Sept. 27, 2022.
- Signed to Houston's practice squad on Aug. 31, 2022.
- Released by Houston on Aug. 30, 2022.
- Signed by Houston on March 18, 2022.
- Released from Tennessee's practice squad on Dec. 29, 2021.
- Signed to Tennessee's practice squad on Dec. 27, 2021.
- Waived by Baltimore on Dec. 3, 2021.
- Signed to Baltimore's active roster on Nov. 6, 2021.
- Signed to Baltimore's practice squad on Oct. 27, 2021.
- Released by Seattle on Oct. 25, 2021.
- Signed by Seattle as an unrestricted free agent from Jacksonville on March 23, 2020.
- Signed by Jacksonville as an unrestricted free agent from Cincinnati on March 16, 2019.
- 1st-round pick (21st overall) by Cincinnati in the 2015 NFL Draft.

## CAREER HIGHLIGHTS:

- Played in 67 career games with 35 starts – 21 at right tackle and 14 at left tackle
- 3 miscellaneous tackles.
- 1 miscellaneous fumble recovery.
- Appeared in 2 postseason games – 1 with Cincinnati and 1 with Seattle.

## 2022 (HOUSTON/N.Y. JETS):

- Played in 7 games with 5 starts at right tackle with the N.Y. Jets.
- Inactive for 1 game with the N.Y. Jets.
- Missed 4 games with the N.Y. Jets after being placed on injured reserve on Dec. 3 and activated on Dec. 31.
- Spent 3 games on Houston's practice squad.

**AT DENVER (10/23):** Played 43 offensive snaps but did not record any stats.

- Made his Jets debut.

**VS. NEW ENGLAND (10/30):** Started at right tackle.

- Made his 1st Jets start.

**VS. CHICAGO (11/27):** Started at right tackle.

- Helped protect QB Mike White, who passed for 315 yards and 3 TDs with no turnovers in a Jets win.

## 2021 (SEATTLE/BALTIMORE/TENNESSEE):

- Spent part of 1 week on Tennessee's practice squad.
- Waived by Baltimore on Dec. 3.
- Played in 2 games with Baltimore.
- Inactive for 2 games with Baltimore.
- Released by Seattle on Oct. 25.
- Started 1 game at right tackle with Seattle.
- Inactive for 1 game with Seattle.
- Dressed but did not play 1 game with Seattle.
- Missed 3 games with Seattle after being placed on injured reserve on Sept. 2 and activated on Oct. 2.

**AT SAN FRANCISCO (10/3):** Started at right tackle.

- Helped protect QB Russell Wilson, who passed for 2 TDs and posted a 116.0 rating in a road victory.

## 2020 (SEATTLE):

- Played in 8 games with 4 starts at right tackle.
- Inactive for 5 games.
- Dressed but did not play 3 games.

**AT MIAMI (10/4):** Played 13 offensive snaps but did not record any stats.

- Made his Seahawks debut.

**AT PHILADELPHIA (11/30):** Started at right tackle.

- Made his 1st Seahawks start.

**AT WASHINGTON (12/20):** Started at right tackle.

- Helped 3 players total 50+ rushing yards en route to 181 total rushing yards in the Seahawks win.

## POSTSEASON:

**NFC WILD CARD VS. L.A. RAMS (1/9):** Played special teams but did not record any stats.

## 2019 (JACKSONVILLE):

- Played in 14 games.
- Inactive for 2 games.

**AT DENVER (9/29):** Played but did not record any stats.

- Played 11 offensive snaps, blocking for RB Leonard Fournette who totaled 225 rushing yards.

**VS. N.Y. JETS (10/27):** Started at left tackle.

- Played 9 offensive snaps and helped protect QB Gardner Minshew, who passed for 279 yards, 3 TDs and posted a 119.6 rating.

### 2018 (CINCINNATI):

- Played in 2 games.
- Inactive for 12 games.
- Dressed but did not play 2 games.

**VS. CLEVELAND (11/25):** Played 54 offensive snaps but did not record any stats.

- Paved the way for a rushing attack that gained 129 yards on just 20 carries (6.5 avg.).

### 2017 (CINCINNATI):

- Played in 14 games with 13 starts at left tackle.
- Inactive for 2 games.

**VS. CLEVELAND (11/26):** Started at left tackle.

- Helped the Bengals total 152 rushing yards and 30 points in the victory.

### 2016 (CINCINNATI):

- Played in 14 games with 12 starts – 11 at right tackle and 1 at left tackle.
- Dressed but did not play 1 game.
- Missed 1 game after being placed on injured reserve on Dec. 30.

**AT N.Y. JETS (9/11):** Started at right tackle.

- Made his 1st NFL start and helped QB Andy Dalton pass for 366 yards in a 1-point win.

**VS. CLEVELAND (10/23):** Started at right tackle.

- Helped block for an offense that totaled 271 rushing yards and 559 total yards in a victory.

### 2015 (CINCINNATI):

- Played in 5 games.
- Inactive for 1 game.
- Missed the 1st 10 games of the season after being placed on the non-football injury list on Sept. 1.

**AT CLEVELAND (12/6):** Played 11 offensive snaps but did not record any stats.

- Made his NFL debut.

### POSTSEASON:

**AFC WILD CARD VS. PITTSBURGH (1/9):** Played 5 offensive snaps but did not record any stats.

## BEFORE THE NFL

### COLLEGE (TEXAS A&M):

- 4-year starter (2011-14).

**CAREER:** Played in 47 games with 43 starts – 18 at right guard, 13 at right tackle, 11 at left tackle and 1 at left guard.

**SENIOR (2014):** Started all 13 games – 11 at left tackle and 2 at right tackle.

- 1st-team All-American.
- 1st-team All-SEC.

**JUNIOR (2013):** Started 11 games at right tackle.

**SOPHOMORE (2012):** Started all 13 games at right guard.

- Helped block for QB Johnny Manziel, who won the Heisman Trophy that season.

**REDSHIRT FRESHMAN (2011):** Played in 10 games with 6 starts – 5 at right guard and 1 at left guard.

- Redshirted in 2010.

### HIGH SCHOOL (ALLEN HS – ALLEN, TEXAS)

**SENIOR (2009):**

- 2nd-team all-state.
- 1st-team all-district.

**JUNIOR (2008):**

- 1st-team all-state.
- 1st-team all-area.
- 1st-team all-district.

## OFF THE FIELD

### PERSONAL:

- **PRONUNCIATION:** Last name is pronounced oh-BWAY-hee.
- **MAJOR:** Recreation, parks and tourism sciences.

## CEDRIC OGBUEHI'S NFL REGULAR SEASON STATS

**GAMES/STARTS:** (Cincinnati) 2015: 5/0, 2016: 14/12, 2017: 14/13, 2018: 2/0, (Jacksonville) 2019: 14/0, (Seattle) 2020: 8/4, 2021: 1/1, (Baltimore) 2021: 2/0, (N.Y. Jets) 2022: 7/5 **NFL TOTALS: 67/35**

## CEDRIC OGBUEHI'S NFL PLAYOFF STATS

**GAMES/STARTS:** (Cincinnati) 2015: 1/0, (Seattle) 2020: 1/0 **PLAYOFF TOTALS: 2/0**

### ADDITIONAL STATS

**Miscellaneous Tackles:** (Cincinnati) 2 in 2017.

**Miscellaneous Fumble Recoveries:** (Cincinnati) 1 in 2016.

## FLIPPER

From 1966-68, a live dolphin was situated in a water tank in the open (east) end of the Orange Bowl. He would jump in the tank to celebrate touchdowns and field goals. Flipper was removed from the Orange Bowl after 1968.

In the 1994 feature film, "Ace Ventura", starring Jim Carrey, the plot involved Snowflake, a fictional live dolphin who did tricks after the Dolphins scored a touchdown and was the basis of the film after he was kidnapped as part of a revenge plot against Dolphins quarterback Dan Marino.







LINEBACKER // 6-5 // 263 // MIAMI (FLA.) '21  
 ACQUIRED: D1B, '21  
 HOMETOWN: REDLANDS, CALIF. // BORN: 5/28/99  
 NFL: THIRD SEASON // DOLPHINS: THIRD SEASON

## NFL CAREER

### TRANSACTIONS:

- 1st-round pick (18th overall) by Miami in the 2021 NFL Draft.

### CAREER HONORS:

- 2022 Walter Payton Man of the Year Nominee.
- NFLPA Community MVP (Week 8, 2022).
- 2021 Nat Moore Community Service Award Winner.
- 2021 PFWA All-Rookie Team.

### CAREER HIGHLIGHTS:

- Played in 34 career games with 20 starts.
- 103 tackles (60 solo), 15.5 sacks, 3 passes defended, 1 forced fumble and 3 fumble recoveries.
- 1 blocked punt.
- Started 1 postseason game.
- Became 2nd player in Dolphins history to begin his career with at least 7 sacks in each of his 1st 2 NFL seasons.
- His 8.5 sacks in 2021 set a Dolphins rookie record:

#### DOLPHINS ROOKIE SACK LEADERS

PLAYER	YEAR	SACKS
1. JAE LAN PHILLIPS	2021	8.5
2. Bill Stanfill	1969	8.0
Lorenzo Bromell	1998	8.0
4. A.J. Duhe	1977	7.0
5. Marco Coleman	1992	6.0

- His 8.5 sacks in 2021 were 2nd among all NFL rookies:

#### NFL ROOKIE SACK LEADERS (2021)

PLAYER	TEAM	SACKS
1. Micah Parsons	Dal.	13.0
2. JAE LAN PHILLIPS	MIA.	8.5
3. Azeez Ojulari	NYG	8.0
4. Odafe Oweh	Bal.	5.0
5. Several players		4.0

### 2022 (MIAMI):

- Played in all 17 games with 15 starts.
- 61 tackles (37 solo), 7.0 sacks, 2 passes defended, 1 forced fumble and 2 fumble recoveries.
- 1 blocked punt.

**VS. PITTSBURGH (10/23):** 8 tackles (4 solo) and 1.5 sacks.

- Sacked QB Kenny Pickett for a loss of 11 yards on a 2nd-and-11 snap in the 3rd quarter.
- Split a sack with DT Christian Wilkins on QB Kenny Pickett on a 2nd-and-10 play with less than 2 minutes remaining in the game.

**AT CHICAGO (11/6):** 5 tackles (3 solo) and 1 blocked punt.

- Blocked a punt in the 2nd quarter that was recovered by LB Andrew Van Ginkel and returned 25 yards for a TD.
- It was the longest blocked punt return for a TD in franchise history.

**AT BUFFALO (12/17):** 3 tackles (2 solo), 1.0 sack and 1 forced fumble.

- Strip-sacked QB Josh Allen in the 4th quarter, which was recovered by DT Christian Wilkins.

### POSTSEASON:

**AFC WILD CARD AT BUFFALO (1/15):** 9 tackles (4 solo) and 0.5 sack.

- Split a sack with DB Elijah Campbell of QB Josh Allen on a 2nd-and-11 snap in the 4th quarter.

### HONORS:

- Walter Payton Man of the Year Nominee.
- NFLPA Community MVP (Week 8)

### 2021 (MIAMI):

- Played in all 17 games with 5 starts.
- 42 tackles (23 solo), 8.5 sacks, 1 pass defended and 1 fumble recovery.
- Set a Dolphins rookie record with 8.5 sacks, which were 2nd among all NFL rookies that season.

**AT NEW ENGLAND (9/12):** Played but did not record any stats.

- Made his NFL debut.

**AT TAMPA BAY (10/10):** 4 tackles (2 solo) and 1.0 sack.

- Sacked QB Tom Brady for a loss of 5 yards in the 3rd quarter.
- It was his 1st career sack.

**VS. CAROLINA (11/28):** 4 tackles (3 solo), 3.0 sacks and 1 pass defended.

- Sacked QB Cam Newton for a loss of 14 yards in the 3rd quarter.
- Sacked QB PJ Walker for a loss of 10 yards in the 4th quarter.
- Sacked QB PJ Walker for a loss of 4 yards in the 4th quarter.

- Became 3rd rookie in Dolphins history to record a 3-sack game (D.J. Duhe, 11/6/77 and Marco Coleman, 10/25/92).
  - Became 1st NFL rookie since Nov. 17, 2019 (4, Maxx Crosby) to record 3+ sacks in a game.
- VS. N.Y. GIANTS (12/5):** 3 solo tackles and 2.0 sacks.
- Sacked QB Mike Glennon for a loss of 13 yards on 1st-and-10 in the 3rd quarter.
  - Sacked QB Mike Glennon on back-to-back plays for a loss of 7 yards on 2nd-and-23 in the 3rd quarter.
  - Set a new Dolphins rookie record for most sacks in a season.
  - Became the 1st NFL rookie to record at least 6 sacks in a 3-game span since DE Julius Peppers in 2002.

**VS. NEW ENGLAND (1/9):** 2 tackles (1 solo) and 1 fumble recovery.

- Recovered a QB Mac Jones fumble in the 3rd quarter.

#### HONORS:

- PFWA All-Rookie Team.
- Nat Moore Community Service Award Winner.
- Became the 1st rookie to win the award, given each year to a player recognized for his involvement in the South Florida community.

### BEFORE THE NFL

#### COLLEGE (MIAMI):

- 1-year starter (2020).
- Transferred to Miami from UCLA following his sophomore season in 2018.

**CAREER (AT MIAMI):** Started 10 games; 45 tackles (21 solo), 8 sacks, 1 interception and 4 passes defended.

**REDSHIRT JUNIOR (2020 AT MIAMI):** Started 10 games; 45 tackles (21 solo), 8 sacks, 1 interception and 4 passes defended.

- 1st-team All-American.
- 2nd-team All-ACC.

#### JUNIOR (2019 AT MIAMI):

- Redshirted due to NCAA transfer rules.

**SOPHOMORE (2018 AT UCLA):** Played in 4 games with 2 starts; 20 tackles (12 solo) and 1 sack.

**TRUE FRESHMAN (2017 AT UCLA):** Played in 7 games with 4 starts; 21 tackles (16 solo), 3.5 sacks and 2 passes defended.

#### HIGH SCHOOL (REDLANDS EAST VALLEY HS – REDLANDS, CALIF.)

**SENIOR (2016):** 142 tackles and 21 sacks.

- 1st-team All-American.
- 1st-team all-state.
- Division co-defensive player of the year.

**JUNIOR (2015):** 76 tackles, 10.5 sacks and 2 interceptions.

### OFF THE FIELD

#### COMMUNITY:

**2022:**

- Joined the Dolphins Challenge Cancer executive board

- Co-hosted a holiday toy giveaway with teammate Bradley Chubb at the Jim & Jan Moran Boys & Girls Club of Broward County, providing toys for 250 kids and meals from Troy's BBQ.
- Provided Thanksgiving meals for 50 families from Casey Cares, Break the Cycle and Alex's Place at the Sylvester Comprehensive Cancer Center – organizations dedicated to the care and treatment or fight against cancer.
- Along with defensive teammates, hosted a Thanksgiving dinner at Hard Rock Stadium for 100 kids from Big Brothers Big Sisters of Broward and Miami.
- Joined The VERB Kind's "Come To Jail With Me" program to visit youth at the Broward Regional Juvenile Detention Center.
- Along with WR Mack Hollins, became the 1st Dolphins players to participate in the 100-mile ride at DCC XII and surpassed \$3,000 in fundraising to benefit Sylvester Comprehensive Cancer Center.

#### 2021:

- At Lotus House – a shelter in the Miami Overtown neighborhood for women and children – provided Halloween costumes for the children and hosted a Thanksgiving cookie decorating event.
- Volunteered at the Miami Dolphins holiday event to spend time with and provide dinner and children's gifts for South Florida families.
- Along with fellow Dolphins rookies, teamed up with Neighbors4Neighbors to provide South Florida families with holiday gifts.
- Chose the Juvenile Diabetes Research Foundation (JDRF) for My Cause My Cleats to raise awareness and support research for Type 1 diabetes in honor of his cousin.
- Volunteered at the Miami Dolphins Food Relief Program Thanksgiving meal distribution with Feeding South Florida to provide 1,000 meal boxes to South Florida families.
- With the Miami Dolphins Foundation, donated \$10,000 to help purchase an ambulance to assist with immediate relief efforts following the August earthquake.
- Volunteered with Miami Rescue Mission to serve meals and visit residents.
- Partnered with the Miami Dolphins Food Relief Program to provide meals for displaced residents of a North Miami Beach condo building that was evacuated following the Surfside building collapse.
- Joined the Miami Dolphins Social Impact Committee to positively impact civic engagement, education, and economic empowerment in South Florida.

#### PERSONAL:

- **PRONUNCIATION:** First name is pronounced JAY-len.
- **MAJOR:** Communications.

## JAELAN PHILLIPS' NFL REGULAR SEASON STATS

YEAR	TEAM	GP	GS	TACKLES					INTERCEPTIONS				FUMBLES		
				TOT	SOLO	ASST	SK	YDS	INT	YDS	LG	TD	PD	FF	FR
2021	MIAMI	17	5	42	23	19	8.5	71.5	0	0	0	0	1	0	1
2022	MIAMI	17	15	61	37	24	7.0	38.0	0	0	0	0	2	1	2
<b>NFL TOTALS</b>		<b>34</b>	<b>20</b>	<b>103</b>	<b>60</b>	<b>43</b>	<b>15.5</b>	<b>109.5</b>	<b>0</b>	<b>0</b>	<b>0</b>	<b>0</b>	<b>3</b>	<b>1</b>	<b>3</b>

## JAELAN PHILLIPS' NFL PLAYOFF STATS


YEAR	TEAM	GP	GS	TACKLES					INTERCEPTIONS				FUMBLES		
				TOT	SOLO	ASST	SK	YDS	INT	YDS	LG	TD	PD	FF	FR
2022	MIAMI	1	1	9	4	5	0.5	0.0	0	0	0	0	0	0	0
<b>PLAYOFF TOTALS</b>		<b>1</b>	<b>1</b>	<b>9</b>	<b>4</b>	<b>5</b>	<b>0.5</b>	<b>0.0</b>	<b>0</b>	<b>0</b>	<b>0</b>	<b>0</b>	<b>0</b>	<b>0</b>	<b>0</b>

### ADDITIONAL STATS

**Blocked Kicks:** 1 blocked punt in 2022.

### SINGLE-GAME CAREER HIGHS

**Tackles:** 8 vs. Pittsburgh, 10/23/22  
**Sacks:** 3.0 vs. Carolina, 11/28/21  
**Passes Defensed:** 1 vs. Carolina, 11/28/21  
**Forced Fumbles:** 1 at Buffalo, 12/17/22  
**Fumble Recoveries:** 1 Twice, last: vs. New England, 9/11/22



# 5 JALEN RAMSEY

**CORNERBACK // 6-1 // 208 // FLORIDA STATE '16**  
**ACQUIRED: T, '23 (LAR)**  
**HOMETOWN: SMYRNA, TENN. // BORN: 10/24/94**  
**NFL: EIGHTH SEASON // DOLPHINS: FIRST SEASON**

2021 **2021** **2021** **2017, 2018, 2019, 2020, 2021, 2022** **2021, 2022**

### NFL CAREER

#### TRANSACTIONS:

- Traded from the L.A. Rams to Miami on March 15, 2023.
- Traded from Jacksonville to the L.A. Rams on Oct. 16, 2019.
- 1st-round pick (5th overall) by Jacksonville in the 2016 NFL Draft.

#### CAREER HONORS:

- No. 36 on the NFL Network Top 100 list in 2023.
- 2022 Pro Bowl selection.
- No. 9 on the NFL Network Top 100 list in 2022.
- 1st-team All-Pro in 2021.
- 2021 Pro Bowl selection.
- No. 13 on the NFL Network Top 100 list in 2021.
- 1st-team All-Pro in 2020.
- 2020 Pro Bowl selection.
- No. 37 on the NFL Network Top 100 list in 2020.
- 2019 Pro Bowl selection.
- No. 27 on the NFL Network Top 100 list in 2019.
- 2018 Pro Bowl selection.
- No. 17 on the NFL Network Top 100 list in 2018.
- 1st-team All-Pro in 2027.
- 2017 Pro Bowl selection.
- AFC Defensive Player of the Week (vs. Tennessee, 12/24/16).

#### CAREER HIGHLIGHTS:

- Played in 108 career games with 107 starts.
- 452 tackles (375 solo), 2.0 sacks, 19 interceptions, 92 passes defensed, 7 forced fumbles and 2 fumble recoveries.
- Started 9 postseason games – 6 with the L.A. Rams and 3 with Jacksonville.
- Is a 2-time team captain (2021-22).
- His 19 interceptions since 2016 are 6th among NFL cornerbacks in that span:

#### MOST INTERCEPTIONS BY A CB (2016-PRESENT)

PLAYER	TEAM	INT
1. Xavien Howard	Mia.	28
2. J.C. Jackson	NE/LAC	25
3. Marcus Peters	KC/LAR/Bal.	24
4. Darius Slay	Det./Phi.	22
5. Stephon Gilmore	Buf./NE/Car./Ind.	20
<b>6. JALEN RAMSEY</b>	<b>JAX./LAR/MIA.</b>	<b>19</b>

- Has played the 5th-most defensive snaps of any player in the NFL since 2016, the year he entered the league:

#### MOST DEFENSIVE SNAPS (2016-PRESENT)

PLAYER	TEAM	DSNPS
1. Bobby Wagner	Sea./LAR	7,087
2. Kevin Byard	Ten.	6,827
3. Devin McCourty	NE	6,789
4. James Bradberry	Car./NYG/Phi.	6,777
<b>5. JALEN RAMSEY</b>	<b>JAX./LAR/MIA.</b>	<b>6,633</b>

- His 14 passes defended led all NFL rookies in 2016.

## 2023 (MIAMI):

### HONORS:

- No. 36 on the NFL Network Top 100 list.

## 2022 (L.A. RAMS):

- Started all 17 games.
- 88 tackles (64 solo), 2.0 sacks, 4 interceptions, 18 passes defended, 3 forced fumbles and 1 fumble recovery.
- Served as a team captain.

**VS. ATLANTA (9/18):** 2 solo tackles, 1 interception and 2 passes defended.

- Intercepted QB Marcus Mariota in the end zone with less than 2 minutes remaining, essentially sealing the Rams' victory.

**VS. DALLAS (10/9):** 2 solo tackles, 1 sack and 1 forced fumble.

- Strip-sacked QB Cooper Rush for the 1st sack of his career.

**AT GREEN BAY (12/19):** 6 tackles (3 solo), 1 forced fumble and 1 fumble recovery.

- Stripped RB Aaron Jones of the ball and recovered the fumble, returning it 12 yards in the 4th quarter.

**VS. DENVER (12/25):** 5 tackles (4 solo), 1 interception and 3 passes defended.

- Intercepted QB Russell Wilson in the end zone on Denver's 1st possession of the 2nd half.

**AT SEATTLE (1/8):** 5 solo tackles, 2 interceptions and 3 passes defended.

- Picked off a pass from QB Geno Smith on the first offensive snap of the game, returning it 28 yards.
- Intercepted Smith again in the 3rd quarter on a 2nd-and-7 snap.

### PRO BOWL:

- Selected to the Pro Bowl for the 6th time in his career.
- It was his 6th consecutive Pro Bowl selection.

### HONORS:

- No. 9 on the NFL Network Top 100 list.

## 2021 (L.A. RAMS):

- Started 16 games.
- Missed 1 game on the Reserve/COVID-19 list.
- 77 tackles (62 solo), 4 interceptions, 16 passes defended, 1 forced fumble and 1 fumble recovery.
- Served as a team captain.

**AT INDIANAPOLIS (9/19):** 3 tackles (1 solo), 1 interception and 1 pass defended.

- Picked off QB Jacob Eason with just over 2 minutes remaining to seal the victory for the Rams.

**VS. DETROIT (10/24):** 6 tackles (4 solo), 1 interception and 1 pass defended.

- Intercepted QB Jared Goff in the end zone and returned it 25 yards with less than 5 minutes remaining in a 1-score game vs. Detroit.

**VS. JACKSONVILLE (12/5):** 3 tackles (2 solo), 1 pass defended and 1 fumble recovery.

- Recovered a fumble forced by DT Aaron Donald and returned it 8 yards on Jacksonville's 1st

offensive possession, setting up an early 2-score lead.

### POSTSEASON:

**NFC WILD CARD VS. ARIZONA (1/17):** 4 solo tackles.

**NFC DIVISIONAL AT TAMPA BAY (1/23):** 4 tackles (3 solo) and 1 pass defended.

**NFC CHAMPIONSHIP VS. SAN FRANCISCO (1/30):** 1 solo tackle and 2 passes defended.

**SUPER BOWL LVI VS. CINCINNATI (2/13):** 4 tackles (3 solo) and 1 pass defended.

### PRO BOWL:

- Selected to the Pro Bowl for the 5th consecutive time and 4th as a starter.

### HONORS:

- 1st-team All-Pro.
- No. 13 on the NFL Network Top 100 list.

## 2020 (L.A. RAMS):

- Started 15 games.
- Dressed but did not play 1 game.
- 44 tackles (36 solo), 1 interception and 9 passes defended.

**VS. DALLAS (9/13):** 6 solo tackles and 1 pass defended.

**VS. CHICAGO (10/26):** 4 solo tackles, 1 interception and 1 pass defended.

- Intercepted a pass from QB Nick Foles in the 4th quarter to help preserve a Rams win.

**VS. ARIZONA (1/3):** 5 solo tackles and 4 passes defended.

### POSTSEASON:

**NFC WILD CARD AT SEATTLE (1/9):** 3 solo tackles and 1 pass defended.

**NFC DIVISIONAL AT GREEN BAY (1/16):** 4 tackles (1 solo).

### PRO BOWL:

- Selected to the Pro Bowl for the 4th consecutive time and 3rd as a starter.

### HONORS:

- 1st-team All-Pro.
- No. 37 on the NFL Network Top 100 list.

## 2019 (JACKSONVILLE/L.A. RAMS):

- Played in 9 games with 8 starts for the L.A. Rams.
- Inactive for 1 game with the L.A. Rams.
- 33 tackles (31 solo), 1 interception, 4 passes defended and 1 forced fumble for the L.A. Rams.
- Traded from Jacksonville to the L.A. Rams on Oct. 19.

- Started 3 games with Jacksonville.
- Inactive for 3 games with Jacksonville.
- 17 tackles (13 solo), 1 pass defended and 1 forced fumble for Jacksonville.

**VS. TENNESSEE (9/19):** 8 tackles (4 solo) and 1 forced fumble.

- Forced a fumble by WR Corey Davis in the 4th quarter.

**AT ATLANTA (10/20):** 4 solo tackles and 1 forced fumble.

- Forced a fumble by RB Devonta Freeman in the 2nd quarter of his Rams debut.

**AT SAN FRANCISCO (12/21):** 4 solo tackles, 1 interception and 2 passes defended.

- Intercepted a pass by QB Jimmy Garoppolo in the 1st quarter, leading to a Rams TD.

#### PRO BOWL:

- Selected to the Pro Bowl for the 3rd consecutive time and 3rd as a starter.

#### HONORS:

- No. 27 on the NFL Network Top 100 list.

### 2018 (JACKSONVILLE):

- Started all 16 games.
- 65 tackles (62 solo), 3 interceptions and 13 passes defended.

**VS. PHILADELPHIA (10/28):** 3 solo tackles, 1 interception and 1 pass defended.

- Intercepted a pass from QB Carson Wentz in the end zone for a touchback in the 1st quarter.

**VS. PITTSBURGH (11/18):** 8 solo tackles, 2 interceptions and 3 passes defended.

- Intercepted a pass from QB Ben Roethlisberger in the 2nd quarter near midfield.
- Picked off Roethlisberger again in the 3rd quarter, this time in the end zone for a touchback.

#### PRO BOWL:

- Selected to the Pro Bowl as a starter for the 2nd consecutive time.

#### HONORS:

- No. 17 on the NFL Network Top 100 list.

### 2017 (JACKSONVILLE):

- Started all 16 games.
- 63 tackles (52 solo), 4 interceptions and 17 passes defended.

**AT PITTSBURGH (10/8):** 7 solo tackles, 1 interception and 4 passes defended.

- Picked off QB Ben Roethlisberger and returned it 15 yards near the end of the 1st quarter.

**VS. INDIANAPOLIS (12/3):** 5 tackles (4 solo), 1 interception and 2 passes defended.

- Intercepted QB Jacoby Brissett in the red zone with 33 seconds remaining in the 1st half.

**VS. SEATTLE (12/10):** 2 solo tackles, 1 interception and 1 pass defended.

- Picked off QB Russell Wilson in the end zone in the 2nd quarter of Jacksonville's win.

#### POSTSEASON:

**AFC WILD CARD VS. BUFFALO (1/7):** 2 solo tackles, 1 interception and 1 pass defended.

- Intercepted QB Nathan Peterman with less than 1 minute remaining in a 1-score game to clinch Jacksonville's 1st playoff win since the 2007 season.

**AFC DIVISIONAL AT PITTSBURGH (1/14):** 4 tackles (3 solo).

**AFC CHAMPIONSHIP AT NEW ENGLAND (1/21):** 2 solo tackles.

#### PRO BOWL:

- Selected to the Pro Bowl as a starter for the 1st time in his career.

#### HONORS:

- 1st-team All-Pro.

### 2016 (JACKSONVILLE):

- Started all 16 games.
- 65 tackles (55 solo), 2 interceptions, 14 passes

defended and 1 forced fumble; 1 interception return for a TD.

- His 14 passes defended led all NFL rookies.

**VS. GREEN BAY (9/11):** 3 tackles (2 solo).

- Started in his NFL debut.

**AT HOUSTON (12/18):** 4 solo tackles, 1 interception, 1 forced fumble and 5 passes defended.

- Picked off a pass from QB Brock Osweiler in the 2nd quarter and returned it 35 yards for his 1st career interception.

- On the next defensive snap, forced a fumble by RB Akeem Hunt.

**VS. TENNESSEE (12/24):** 4 solo tackles, 1 interception and 4 passes defended; 1 interception returned for a TD.

- Intercepted a pass by QB Matt Cassel and returned it 30 yards for a TD in the 4th quarter of the Jaguars victory.

- It was his 1st career TD.

#### HONORS:

- PFWA All-Rookie Team.
- AFC Defensive Player of the Week (vs. Tennessee, 12/24).

## BEFORE THE NFL

### COLLEGE (FLORIDA STATE):

- 3-year starter (2013-15).

**CAREER:** Started all 41 games; 180 tackles (119 solo), 5.0 sacks, 3 interceptions, 26 passes defended, 3 forced fumbles and 2 fumble recoveries; 1 fumble return for a TD; 1 blocked kick; 2 kickoff returns for 54 yards (27.0 avg.); 1 punt return for 6 yards.

- Also competed in track and field, winning the long jump title at the 2015 ACC outdoor and indoor championships.

- Ran on his school's ACC outdoor champion 4x100-meter relay team in both 2014 and 2015.

**JUNIOR (2015):** Started all 13 games; 52 tackles (37 solo), 1.0 sack, 10 passes defended and 1 fumble recovery; 1 fumble return for a TD; 2 kickoff returns for 54 yards (27.0 avg.); 1 punt return for 6 yards.

- 1st-team All-American.

- 1st-team All-ACC.

**SOPHOMORE (2014):** Started all 14 games; 79 tackles (45 solo), 3.0 sacks, 2 interceptions, 14 passes defended and 2 forced fumbles; 1 blocked kick.

- 1st-team All-American.

- 1st-team All-ACC.

**TRUE FRESHMAN (2013):** Started all 14 games; 49 tackles (37 solo), 1.0 sack, 1 interception, 2 passes defended, 1 forced fumble and 1 fumble recovery.

- Freshman All-American.

### HIGH SCHOOL (BRENTWOOD ACADEMY – BRENTWOOD, TENN.)

- Played on both sides of the ball.

**SENIOR (2012):** 95 tackles, 3 interceptions, 13 passes defended, 2 fumble recoveries and 5 forced fumbles; 31 receptions for 676 yards (21.8 avg.) and 9 TDs; 5 carries for 85 yards (17.0 avg.).

- All-American.

## JALEN RAMSEY'S NFL REGULAR SEASON STATS

YEAR	TEAM	GP	GS	TACKLES					INTERCEPTIONS					FUMBLES	
				TOT	SOLO	ASST	SK	YDS	INT	YDS	LG	TD	PD	FF	FR
2016	JACKSONVILLE	16	16	65	55	10	0.0	0.0	2	65	35	1	14	1	0
2017	JACKSONVILLE	16	16	63	52	11	0.0	0.0	4	34	18	0	17	0	0
2018	JACKSONVILLE	16	16	65	62	3	0.0	0.0	3	0	0	0	13	0	0
2019	JACKSONVILLE	3	3	17	13	4	0.0	0.0	0	0	-	0	1	1	0
	L.A. RAMS	9	8	33	31	2	0.0	0.0	1	13	13	0	4	1	0
2020	L.A. RAMS	15	15	44	36	8	0.0	0.0	1	2	2	0	9	0	0
2021	L.A. RAMS	16	16	77	62	15	0.0	0.0	4	41	25	0	16	1	1
2022	L.A. RAMS	17	17	88	64	24	2.0	17.0	4	53	28	0	18	3	1
<b>NFL TOTALS</b>		<b>108</b>	<b>107</b>	<b>452</b>	<b>375</b>	<b>77</b>	<b>2.0</b>	<b>17.0</b>	<b>19</b>	<b>208</b>	<b>35</b>	<b>1</b>	<b>92</b>	<b>7</b>	<b>2</b>

## JALEN RAMSEY'S NFL PLAYOFF STATS

YEAR	TEAM	GP	GS	TACKLES					INTERCEPTIONS					FUMBLES	
				TOT	SOLO	ASST	SK	YDS	INT	YDS	LG	TD	PD	FF	FR
2017	JACKSONVILLE	3	3	8	7	1	0.0	0.0	1	2	2	0	1	0	0
2020	L.A. RAMS	2	2	7	4	3	0.0	0.0	0	0	0	0	1	0	0
2021	L.A. RAMS	4	4	13	11	2	0.0	0.0	0	0	0	0	4	0	0
<b>PLAYOFF TOTALS</b>		<b>9</b>	<b>9</b>	<b>28</b>	<b>22</b>	<b>6</b>	<b>0.0</b>	<b>0.0</b>	<b>1</b>	<b>2</b>	<b>2</b>	<b>0</b>	<b>6</b>	<b>0</b>	<b>0</b>

### ADDITIONAL STATS

**Defensive Touchdowns:** (L.A. Rams) 30-yard interception return vs. Tennessee (12/24/22).

**Punt Return Yards:** (L.A. Rams) 5 in 2022.

### SINGLE-GAME CAREER HIGHS

<b>Tackles:</b>	9	Twice, last: at Tampa Bay, 11/6/22
<b>Sacks:</b>	1.0	Twice, last: vs. Carolina, 10/16/22
<b>Interceptions:</b>	2	Twice, last: at Seattle, 1/8/23
<b>Passes Defensed:</b>	5	at Houston, 12/18/16
<b>Fumble Recoveries:</b>	1	Twice, last: at Green Bay, 12/19/22
<b>Forced Fumbles:</b>	1	7 times, last: at Green Bay, 12/19/22



# 47

## MALIK REED

LINEBACKER // 6-2 // 235 // NEVADA '19

ACQUIRED: UFA, '23 (PIT.)

HOMETOWN: DOTHAN, ALA. // BORN: 8/5/96

NFL: FIFTH SEASON // DOLPHINS: FIRST SEASON

### NFL CAREER

#### TRANSACTIONS:

- Signed by Miami as an unrestricted free agent from Pittsburgh on March 20, 2023.
- Traded from Denver to Pittsburgh on Aug. 30, 2022.
- Signed by Denver as an undrafted college free agent on May 2, 2019.

#### CAREER HIGHLIGHTS:

- Played in 59 career games with 36 starts.
- 143 tackles (79 solo), 16.0 sacks, 6 passes defensed, 3 forced fumbles and 2 fumble recoveries.
- 5 special teams tackles (3 solo).
- His 14.0 career sacks are tied for 4th-most by an undrafted player in the NFL since 2019, the year he entered the league:

#### NFL SACK LEADERS (UNDRAFTED PLAYERS, 2019-PRESENT)

PLAYER	TEAM	SACKS
1. Shaquil Barrett	TB	40.5
2. Denico Autry	Ind./Ten.	28.0
3. Mario Addison	Car./Buf./Hou.	22.5
4. <b>MALIK REED</b>	<b>DEN./PIT.</b>	<b>16.0</b>
Morgan Fox	LAR/Car./LAC	16.0

#### 2022 (DENVER/PITTSBURGH):

- Played in 14 games with 2 starts with Pittsburgh.
- Inactive for 3 games with Pittsburgh.
- 25 tackles (8 solo), 1.0 sack and 2 passes defensed with Pittsburgh.
- Traded to Pittsburgh on Aug. 30.
- Spent the offseason and training camp with Denver.

#### AT CINCINNATI (9/11): 1 solo tackle.

- Made his Steelers debut.

**VS. TAMPA BAY (10/16):** 5 tackles (2 solo) and 1 pass defended.

**AT PHILADELPHIA (10/30):** 4 tackles (2 solo), 1.0 sack and 1 pass defended.

- Sacked QB Jalen Hurts for a loss of 5 yards with less than 1 minute remaining in the 1st half, forcing the Eagles to use a timeout.

### 2021 (DENVER):

- Played in 14 games with 13 starts.
- Inactive for 1 game.
- Missed 2 games on the Reserve/COVID-19 list.
- 43 tackles (24 solo), 5.0 sacks, 2 passes defended and 2 forced fumbles.

**VS. N.Y. JETS (9/26):** 4 tackles (2 solo) and 1.0 sack.

- Sacked QB Zach Wilson for a loss of 6 yards with less than 1 minute remaining in the 1st half, forcing the Jets to use a timeout.

**AT PITTSBURGH (10/10):** 7 tackles (4 solo), 1.0 sack and 1 forced fumble.

- Strip-sacked QB Ben Roethlisberger in the 1st quarter, creating a takeaway.

**VS. WASHINGTON (10/31):** 3 solo tackles, 2.0 sacks, 1 forced fumble and 1 pass defended.

- Sacked QB Taylor Heinicke twice in the final 2 minutes, once on a 3rd-and-6 and again on a 2nd-and-10, preserving Denver's 7-point victory.

### 2020 (DENVER):

- Played in all 16 games with 13 starts.
- 51 tackles (32 solo), 8.0 sacks, 1 pass defended and 1 forced fumble.

**AT NEW ENGLAND (10/18):** 5 tackles (3 solo) and 2.0 sacks.

- Sacked QB Cam Newton twice in the 4th quarter, once on a 1st-and-10 with 5:15 left and again on a 2nd-and-10 with 1:14 remaining, to preserve Denver's 6-point win.

**VS. KANSAS CITY (10/25):** 5 tackles (4 solo) and 2.0 sacks.

- Sacked QB Patrick Mahomes on the 1st offensive play of the 2nd half for a loss of 9 yards.
- Sacked QB Chad Henne on a 2nd-and-8 snap in the 4th quarter.

**VS. MIAMI (11/22):** 6 tackles (4 solo) and 1.5 sacks.

- Sacked QB Tua Tagovailoa on a 2nd-and-10 snap near the end of the 1st quarter.
- Split a sack of QB Tua Tagovailoa with DE DeMarcus Walker on a 3rd-and-10 in the red zone in the 2nd quarter, forcing a Dolphins field goal.

### 2019 (DENVER):

- Played in 15 games with 8 starts.
- Inactive for 1 game.
- 24 tackles (15 solo), 2.0 sacks, 1 pass defended and 1 fumble recovery.

**AT OAKLAND (9/9):** 1 solo tackle.

- Made his NFL debut.

**VS. JACKSONVILLE (9/29):** 2 solo tackles and 1.0 sack.

- Sacked QB Gardner Minshew on a 3rd-and-16 in the 4th quarter, forcing a punt in a 1-score game.
- It was his 1st career sack.

**AT L.A. CHARGERS (10/6):** 2 solo tackles.

- Made his 1st NFL start.

## BEFORE THE NFL

### COLLEGE (NEVADA):

- 4-year letterman (2015-18) and 3-year starter.

**CAREER:** Played in 50 games with 37 starts; 203 tackles (134 solo), 22.0 sacks, 2 passes defended, 11 forced fumbles and 2 fumble recoveries.

- His 22.0 career sacks ranked 5th in school history.

**SENIOR (2018):** Started all 13 games; 77 tackles (51 solo), 8.0 sacks, 4 forced fumbles and 2 fumble recoveries; 1 fumble return for a TD.

- 1st-team All-Mountain West.

**JUNIOR (2017):** Started all 12 games; 49 tackles (27 solo), 8.0 sacks, 1 pass defended and 4 forced fumbles.

- 1st-team All-Mountain West.

**SOPHOMORE (2016):** Started all 12 games; 59 tackles (44 solo), 5.0 sacks and 3 forced fumbles.

- 2nd-team All-Mountain West.

**REDSHIRT FRESHMAN (2015):** Played in 13 games with 1 start; 18 tackles (12 solo), 1.0 sack and 1 pass defended.

- Redshirted in 2014.

### HIGH SCHOOL (DOTHAN HS – DOTHAN, ALA.)

- Played quarterback and defensive back.
- Also lettered in basketball and track.

**SENIOR (2013):** 92 tackles and 8.0 sacks.

- 1st-team all-region.

## OFF THE FIELD

### PERSONAL:

- **MAJOR:** Public health.

## MALIK REED'S NFL REGULAR SEASON STATS

YEAR	TEAM	GP	GS	TACKLES					INTERCEPTIONS					FUMBLES	
				TOT	SOLO	ASST	SK	YDS	INT	YDS	LG	TD	PD	FF	FR
2019	DENVER	15	8	24	15	9	2.0	11.0	0	0	0	0	1	0	1
2020	DENVER	16	13	51	32	19	8.0	61.5	0	0	0	0	1	1	0
2021	DENVER	14	13	43	24	19	5.0	36.0	0	0	0	0	2	2	1
2022	PITTSBURGH	14	2	25	8	17	1.0	5.0	0	0	0	0	2	0	0
<b>NFL TOTALS</b>		<b>59</b>	<b>36</b>	<b>143</b>	<b>79</b>	<b>64</b>	<b>16.0</b>	<b>113.5</b>	<b>0</b>	<b>0</b>	<b>0</b>	<b>0</b>	<b>6</b>	<b>3</b>	<b>2</b>

### ADDITIONAL STATS

**Special Teams Tackles:** (Denver) 3 in 2019, 2 in 2020 for total of 5.



## SINGLE-GAME CAREER HIGHS

<b>Tackles:</b>	9	vs. Philadelphia, 11/14/21
<b>Sacks:</b>	2.0	3 times, last: vs. Washington, 10/31/21
<b>Passes Defensed:</b>	1	6 times, last: at Philadelphia, 10/30/22
<b>Forced Fumbles:</b>	1	3 times, last: vs. Washington, 10/31/21
<b>Fumble Recoveries:</b>	1	Twice, last: at N.Y. Giants, 9/12/21



# 45

## DUKE RILEY

LINEBACKER // 6-1 // 227 // LSU '17  
ACQUIRED: UFA, '21 (PHI.)  
HOMETOWN: BURAS, LA. // BORN: 8/9/94  
NFL: SEVENTH SEASON // DOLPHINS: THIRD SEASON

 2019, 2020

## NFL CAREER

### TRANSACTIONS:

- Signed by Miami as an unrestricted free agent from Philadelphia on March 22, 2021.
- Traded from Atlanta to Philadelphia on Oct. 1, 2019.
- 3rd-round pick (75th overall) by Atlanta in the 2017 NFL Draft.

### CAREER HIGHLIGHTS:

- Played in 90 career games with 29 starts.
- 194 tackles (114 solo), 1.5 sacks, 1 interception, 5 passes defensed, 1 forced fumble and 1 fumble recovery.
- 36 special teams tackles (20 solo).
- 1 blocked punt.
- Appeared in 4 postseason games – 2 with Atlanta, 1 with Philadelphia and 1 with Miami.
- Served as a team captain in 2019.

### 2022 (MIAMI):

- Played in all 17 games with 2 starts.
- 41 tackles (23 solo), 1.0 sack and 2 passes defensed.
- 4 special teams tackles (2 solo).

**VS. NEW ENGLAND (9/11):** 3 tackles (2 solo) and 1 pass defensed.

**AT CHICAGO (11/6):** 2 tackles (1 solo) and 1.0 sack.

- Sacked QB Justin Fields for a loss of 2 yards on a 2nd-and-8 snap on Chicago's final possession to help preserve the victory.
- It was his first full sack of his career.

**VS. HOUSTON (11/27):** 2 tackles and 1 pass defensed.

### POSTSEASON:

**AFC WILD CARD AT BUFFALO (1/15):** 2 solo tackles and 1 forced fumble.

- Stripped QB Josh Allen short of the first-down marker on a 3rd-and-5 scramble in the 1st quarter.

### 2021 (MIAMI):

- Played in 16 games with 3 starts.
- Missed 1 game on the Reserve/COVID-19 List.
- 21 tackles (13 solo).
- 5 special teams tackles (2 solo).
- 1 blocked punt.

**VS. CAROLINA (11/28):** 3 tackles (2 solo); 1 blocked punt.

- Blocked a P Lachlan Edwards punt that was recovered by CB Justin Coleman and returned 2 yards for a TD.

**VS. N.Y. JETS (12/19):** 2 tackles (1 solo); 2 special teams tackles (1 solo).

**VS. NEW ENGLAND (1/9):** 4 tackles (3 solo).

### 2020 (PHILADELPHIA):

- Played in 13 games with 8 starts.
- Inactive for 2 games.
- Missed 1 game after being placed on injured reserve on Jan. 1.
- 46 tackles (25 solo), 0.5 sack, 1 interception, 1 pass defensed and 1 forced fumble.
- 9 special teams tackles (5 solo).

**AT WASHINGTON (9/13):** 6 tackles (3 solo) and 0.5 sack.

- Split a sack with DE Genard Avery of QB Dwayne Haskins in the 4th quarter.

**AT PITTSBURGH (10/11):** 12 tackles (7 solo) and 1 forced fumble; 1 assisted special teams tackle.

- Forced a TE Eric Ebron fumble on 3rd-and-21 in the 4th quarter that was recovered by CB Cre'Von LeBlanc.

**VS. NEW ORLEANS (12/13):** 6 tackles (4 solo), 1 interception and 1 pass defensed.

- Intercepted a QB Taysom Hill pass intended for

RB Alvin Kamara in the 2nd quarter.

## BEFORE THE NFL

### 2019 (ATLANTA/PHILADELPHIA):

- Played in 12 games with Philadelphia.
- 5 solo tackles and 1 fumble recovery with Philadelphia.
- 9 special teams tackles (7 solo) with Philadelphia.
- Served as a team captain with Philadelphia.
- Traded from Atlanta to Philadelphia on Oct. 1.
- Played in 4 games with Atlanta.

**VS. CHICAGO (11/3):** 1 solo tackle and 1 fumble recovery; 1 solo special teams tackle.

- Recovered a punt fumbled by TE Adam Shaheen in the 4th quarter.

**AT MIAMI (12/1):** 2 solo tackles; 1 solo special teams tackle.

**VS. N.Y. GIANTS (12/9):** 1 solo tackle; 1 solo special teams tackle.

### POSTSEASON:

**NFC WILD CARD VS. SEATTLE (1/5):** 1 solo special teams tackle.

### 2018 (ATLANTA):

- Played in all 16 games with 10 starts.
- 57 tackles (36 solo) and 2 passes defended.
- 3 special teams tackles (1 solo).

**VS. CAROLINA (9/16):** 9 tackles (6 solo).

**VS. NEW ORLEANS (9/23):** 13 tackles (9 solo).

**VS. TAMPA BAY (10/14):** 4 tackles (3 solo) and 1 pass defended.

### 2017 (ATLANTA):

- Played in 12 games with 6 starts.
- Inactive for 4 games.
- 24 tackles (12 solo).
- 6 special teams tackles (3 solo).

**AT CHICAGO (9/10):** 5 tackles (3 solo); 1 assisted special teams tackle.

**VS. GREEN BAY (9/17):** 5 tackles (3 solo).

**VS. MIAMI (10/15):** 6 tackles (1 solo).

### POSTSEASON:

**NFC WILD CARD AT L.A. RAMS (1/6):** 1 solo tackle; 1 solo special teams tackle.

**NFC DIVISIONAL AT PHILADELPHIA (1/13):** 1 solo tackle.

### COLLEGE (LSU):

- 4-year letterman (2013-16) and 1-year starter.

**CAREER:** Played in all 50 games with 13 starts; 144 tackles (59 solo), 1.5 sacks, 1 interception, 2 passes defended and 2 fumble recoveries.

**SENIOR (2016):** Started all 12 games; 93 tackles (40 solo), 1.5 sacks, 1 interception, 2 passes defended and 1 fumble recovery.

- His 93 tackles led the team.

- Team MVP.

- Team captain.

**JUNIOR (2015):** Played in all 12 games; 24 tackles (12 solo).

**SOPHOMORE (2014):** Played in all 13 games with 1 start; 20 tackles (6 solo) and 1 fumble recovery.

**TRUE FRESHMAN (2013):** Played in all 13 games; 7 tackles (1 solo).

### HIGH SCHOOL (JOHN CURTIS CHRISTIAN SCHOOL – RIVER RIDGE, LA.)

- Also lettered in baseball and track and field.

**SENIOR (2012):** 124 tackles.

- All-state.

- Class 2A Most Outstanding Defensive Player.

- Helped his team win a state championship.

**JUNIOR (2011):**

- Helped his team win a state championship.

## OFF THE FIELD

### COMMUNITY:

**2021:**

- Chose the Little Rascals Foundation for My Cause My Cleats to benefit underprivileged and displaced foster children through music and the arts.

- Visited residents at Lotus House, a shelter in the Miami Overtown neighborhood for women and children.

### PERSONAL:

- **MAJOR:** Sport administration with a minor in business.

### DUKE RILEY'S NFL REGULAR SEASON STATS

YEAR	TEAM	GP	GS	TACKLES					INTERCEPTIONS					FUMBLES		
				TOT	SOLO	ASST	SK	YDS	INT	YDS	LG	TD	PD	FF	FR	
2017	ATLANTA	12	6	24	12	12	0.0	0.0	0	0	0	0	0	0	0	0
2018	ATLANTA	16	10	57	36	21	0.0	0.0	0	0	0	0	2	0	0	0
2019	ATLANTA	4	0	0	0	0	0.0	0.0	0	0	-	0	0	0	0	0
	PHILADELPHIA	12	0	5	5	0	0.0	0.0	0	0	-	0	0	0	0	1
2020	PHILADELPHIA	13	8	46	25	21	0.5	0.0	1	7	7	0	1	1	1	0
2021	MIAMI	16	3	21	13	8	0.0	0.0	0	0	0	0	0	0	0	0
2022	MIAMI	17	2	41	23	18	1.0	2.0	0	0	0	0	2	0	0	0
<b>NFL TOTALS</b>		<b>90</b>	<b>29</b>	<b>194</b>	<b>114</b>	<b>80</b>	<b>1.5</b>	<b>2.0</b>	<b>1</b>	<b>7</b>	<b>7</b>	<b>0</b>	<b>5</b>	<b>1</b>	<b>1</b>	<b>1</b>

### DUKE RILEY'S NFL PLAYOFF STATS

YEAR	TEAM	GP	GS	TACKLES					INTERCEPTIONS					FUMBLES		
				TOT	SOLO	ASST	SK	YDS	INT	YDS	LG	TD	PD	FF	FR	
2017	ATLANTA	2	0	2	2	0	0.0	0.0	0	0	0	0	0	0	0	0
2019	PHILADELPHIA	1	0	0	0	0	0.0	0.0	0	0	0	0	0	0	0	0
2022	MIAMI	1	0	2	2	0	0.0	0.0	0	0	0	0	0	0	1	0
<b>NFL TOTALS</b>		<b>4</b>	<b>0</b>	<b>4</b>	<b>4</b>	<b>0</b>	<b>0.0</b>	<b>0.0</b>	<b>0</b>	<b>0</b>	<b>0</b>	<b>0</b>	<b>0</b>	<b>0</b>	<b>1</b>	<b>0</b>

## ADDITIONAL STATS

**Special Teams Tackles:** (Atlanta) 6 in 2017 (P-1), 3 in 2018, (Philadelphia) 9 in 2019 (P-1), 9 in 2020, (Miami) 5 in 2021, 4 in 2022 for total of 36 (P-2).

**Blocked Punts:** (Miami) 1 vs. Carolina on 11/28/21.

## SINGLE-GAME CAREER HIGHS

<b>Tackles:</b>	13	vs. New Orleans, 9/23/18
<b>Sacks:</b>	1.0	at Chicago, 11/6/22
<b>Interceptions:</b>	1	vs. New Orleans, 12/13/20
<b>Passes Defensed:</b>	1	5 times, last: vs. Houston, 11/27/22
<b>Forced Fumbles:</b>	1	Twice, last: at Buffalo, 1/15/23*
<b>Fumble Recoveries:</b>	1	vs. Chicago, 11/3/19

\* AFC Wild Card game



# 59

## MIKE ROSE

LINEBACKER // 6-4 // 250 // IOWA STATE '22

ACQUIRED: FA, '23

HOMETOWN: BRECKSVILLE, OHIO // BORN: 5/25/00

NFL: FIRST SEASON // DOLPHINS: FIRST SEASON

## NFL CAREER

### TRANSACTIONS:

- Signed by Miami on Aug. 3, 2023.
- Waived by Kansas City on Aug. 27, 2022.
- Signed by Kansas City as an undrafted college free agent on May 9, 2022.

### 2023 (ST. LOUIS BATTLEHAWKS - XFL):

- Played in 8 games with 6 starts for the St. Louis Battlehawks.
- 35 tackles (15 solo).

### 2022 (KANSAS CITY):

- Spent the offseason program and training camp with Kansas City.

## BEFORE THE NFL

### COLLEGE (IOWA STATE):

- 4-year starter (2018-21).

**CAREER:** Started 49 games; 321 tackles (170 solo), 9.5 sacks, 6 interceptions, 14 passes defensed, 1 forced fumble and 1 fumble recovery; 1 fumble return for TD.

- His 49 career starts were tied for most in school history.
- His 41.0 career tackles for loss ranked 2nd in school history.

**SENIOR (2021):** Started 11 games; 73 tackles (36

solo), 3.0 sacks and 1 pass defensed.

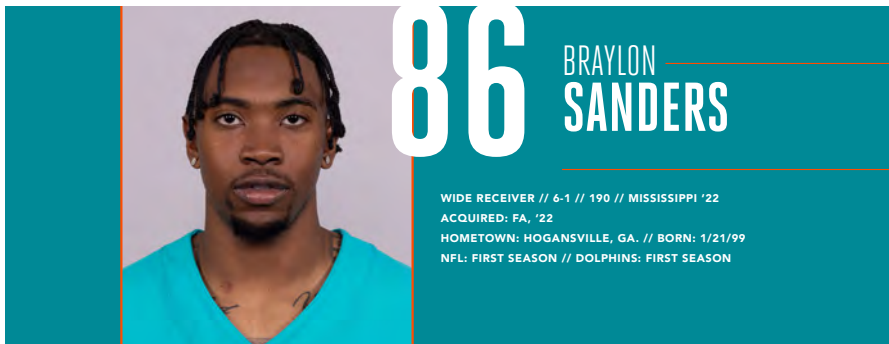
- 1st-team All-Big 12.
- JUNIOR (2020):** Started all 12 games; 96 tackles (54 solo), 1.5 sacks, 5 interceptions and 7 passes defensed.
- 1st-team All-American.
  - Big 12 Defensive Player of the Year.
  - 1st-team All-Big 12.
  - His 5 interceptions led the Big 12 and tied for 3rd nationally.
- SOPHOMORE (2019):** Started all 13 games; 77 tackles (39 solo), 3.5 sacks, 1 interception, 4 passes defensed and 1 forced fumble.
- Honorable mention All-Big 12.
- TRUE FRESHMAN (2018):** Started all 13 games; 75 tackles (41 solo), 1.5 sacks, 2 passes defensed and 1 fumble recovery; 1 fumble return for TD.
- Freshman All-American.
  - Honorable mention All-Big 12.
  - Became the 1st true freshman to start a season opener at Iowa State since 2006.

### HIGH SCHOOL (BRECKSVILLE-BROADVIEW HEIGHTS HS - BRECKSVILLE, OHIO)

- Also played basketball.
- SENIOR (2017):** 53 tackles.
- 1st-team all-conference.
  - 1st-team all-district.
- JUNIOR (2016):** 82 tackles and 2 interceptions.
- 2nd-team all-conference.

## WAKE GAVE MIAMI A WALK-OFF WIN

Defensive end Cameron Wake gave Miami a walk-off win when he sacked Cincinnati quarterback Andy Dalton in the end zone for a safety to score the winning points in the Dolphins' 22-20 overtime win on Halloween 2013. This game marked only the third time in league history that a game in overtime ended on a safety. The other two times occurred when the Minnesota Vikings defeated the St. Louis Rams 23-21 (11/5/89) and when the Chicago Bears defeated the Tennessee Titans 19-17 (11/14/04).



WIDE RECEIVER // 6-1 // 190 // MISSISSIPPI '22  
 ACQUIRED: FA, '22  
 HOMETOWN: HOGANSVILLE, GA. // BORN: 1/21/99  
 NFL: FIRST SEASON // DOLPHINS: FIRST SEASON

## NFL CAREER

### TRANSACTIONS:

- Signed to Miami's practice squad on Aug. 31, 2022.
- Waived by Miami on Aug. 30, 2022.
- Signed by Miami as an undrafted college free agent on May 13, 2022.

### CAREER HIGHLIGHTS:

- Played in 3 career games.
- 2 receptions for 17 yards (8.5 avg.).

### 2022 (MIAMI):

- Played in 3 games.
- Spent the rest of the season on Miami's practice squad.
- 2 receptions for 17 yards (8.5 avg.).

**AT DETROIT (10/30):** 2 receptions for 17 yards (8.5 avg.).

- Made his NFL debut and recorded his 1st career reception.

## BEFORE THE NFL

### COLLEGE (MISSISSIPPI):

- 5-year letterman (2017-21) and 1-year starter.

**CAREER:** Played in 46 games with 18 starts; 68 receptions for 1,447 yards (21.3 avg.) and 10 TDs;

1 carry for 6 yards. 3 punt returns for 33 yards (11.0 avg.).

**GRADUATE (2021):** Played in 12 games with 10 starts; 24 receptions for 549 yards (22.9 avg.) and 4 TDs; 1 carry for 6 yards; 2 punt returns for 31 yards (15.5 avg.).

- His 22.9 receiving avg. led the SEC and was 3rd nationally.

**SENIOR (2020):** Played in 9 games with 3 starts; 14 receptions for 370 yards (26.4 avg.) and 4 TDs.

**JUNIOR (2019):** Played in 8 games with 3 starts; 10 receptions for 192 yards (19.2 avg.).

**SOPHOMORE (2018):** Played in 10 games with 2 starts; 16 receptions for 271 yards (16.9 avg.) and 1 TD; 1 punt return for 2 yards.

**TRUE FRESHMAN (2017):** Played in 7 games; 4 receptions for 65 yards (16.3 avg.) and 1 TD.

### HIGH SCHOOL (CALLAWAY HS – HOGANSVILLE, GA.)

- Over 1,000 receiving yards and 20 TDs.
- Played receiver and quarterback.

**SENIOR (2016):**

- Led team to state semifinals.

## OFF THE FIELD

### PERSONAL:

- **MAJOR:** Multidisciplinary studies with minors in education, criminal justice and sports recreation administration.

## BRAYLON SANDERS' NFL REGULAR SEASON STATS

YEAR	TEAM	GP	GS	RECEIVING					RUSHING				
				REC	YDS	AVG	LG	TD	ATT	YDS	AVG	LG	TD
2022	MIAMI	3	0	2	17	8.5	13	0	0	0	0.0	0	0
<b>NFL TOTALS</b>		<b>3</b>	<b>0</b>	<b>2</b>	<b>17</b>	<b>8.5</b>	<b>13</b>	<b>0</b>	<b>0</b>	<b>0</b>	<b>0.0</b>	<b>0</b>	<b>0</b>

## DOLPHINS SOARED THROUGH THE 1980s


From 1980-89, the Dolphins were among the decade's most proficient passing teams. The Dolphins scored a decade-best 285 passing touchdowns, ahead of the second-place San Francisco 49ers (272). Miami totaled 38,132 passing yards during the 10-year period, which was the third-highest total in the decade, behind only the San Diego Chargers (41,195) and the 49ers (38,833 yards). In 1984, the Dolphins set then-NFL records with 5,146 gross passing yards (currently No. 15 in NFL history) and 49 touchdowns passes (currently No. 6 in NFL history).

## 2022 GAME-BY-GAME STATS (MIAMI)

DATE	OPPONENT	P/S	REC	YDS	AVG	LG	TD
09/11	NEW ENGLAND						
09/18	at Baltimore						
09/25	BUFFALO						
09/29	at Cincinnati						
10/09	at N.Y. Jets						
10/16	MINNESOTA						
10/23	PITTSBURGH						
10/30	at Detroit	1/0	2	17	8.5	13	0
11/06	at Chicago						
11/13	CLEVELAND						
11/27	HOUSTON						
12/04	at San Francisco						
12/11	at L.A. Chargers						
12/17	at Buffalo	1/0	0	0	0.0	-	0
12/25	GREEN BAY	1/0	0	0	0.0	-	0
01/01	at New England						
01/08	N.Y. JETS						
<b>2022 TOTALS</b>		<b>3/0</b>	<b>2</b>	<b>17</b>	<b>8.5</b>	<b>13</b>	<b>0</b>

DATE	OPPONENT	P/S	REC	YDS	AVG	LG	TD
01/15	at Buffalo*						

\* AFC Wild Card game



# JASON SANDERS

KICKER // 5-11 // 195 // NEW MEXICO '18  
 ACQUIRED: D7B, '18  
 HOMETOWN: ORANGE, CALIF. // BORN: 11/16/95  
 NFL: SIXTH SEASON // DOLPHINS: SIXTH SEASON

## NFL CAREER

### TRANSACTIONS:

- 7th-round pick (229th overall) by Miami in the 2018 NFL Draft.

### CAREER HONORS:

- 2020 1st-team All-Pro.
- AFC Special Teams Player of the Week (at Las Vegas, 12/26/20).
- AFC Special Teams Player of the Month (November 2020).
- AFC Special Teams Player of the Month (October 2020).
- AFC Special Teams Player of the Week (at San Francisco, 10/11/20).
- Caught a 1-yard TD pass from P Matt Haack on Dec. 1, 2019, a play dubbed "Mountaineer Shot." The play won the 2019 NFL Bridgestone Clutch Performance of the Year.
- AFC Special Teams Player of the Month (December 2019).
- AFC Special Teams Player of the Week (vs. Philadelphia, 12/1/19).
- AFC Special Teams Player of the Week (at Indianapolis, 11/10/19).
- 2018 PFWA All-Rookie Team.

### CAREER HIGHLIGHTS:

- Played in 82 career games.
- 126-for-152 field goals (82.9 pct.); 175-for-181 extra points (96.7 pct.).
- 1 reception for 1 yard and 1 TD.
- 2 solo special teams tackles.
- Appeared in 1 postseason game.
- Is the franchise's all-time career leader in field goal percentage:

#### DOLPHINS ALL-TIME FG% LEADERS (min. 50 att.)

PLAYER	YRS	FGM	FGA	PCT.
1. <b>JASON SANDERS</b>	<b>2018-22</b>	<b>126</b>	<b>152</b>	<b>82.9</b>
2. Dan Carpenter	2008-12	127	155	81.9
3. Olindo Mare	1997-2006	245	303	80.1
4. Pete Stoyanovich	1989-95	176	222	79.3
5. Caleb Sturgis	2013-14	55	71	77.5

- Is 4th on the franchise's all-time points chart:

#### DOLPHINS ALL-TIME POINTS LEADERS

PLAYER	YRS	POINTS
1. Olindo Mare	1997-2006	1,048
2. Garo Yepremian	1970-78	830
3. Pete Stoyanovich	1989-95	774
4. <b>JASON SANDERS</b>	<b>2018-22</b>	<b>559</b>
5. Uwe von Schamann	1979-84	540

- Had a streak of 69 consecutive made PATs from Dec. 15, 2019 to Nov. 28, 2021 that was the longest active streak in the NFL at that time.
- His 22 consecutive FG streak from 2019-20 is the longest in team history:

MOST CONSECUTIVE FIELD GOALS IN DOLPHINS HISTORY	
PLAYER	CONS. FGs
1. <b>JASON SANDERS (2019-20)</b>	<b>22</b>
2. Olindo Mare (1999)	19
3. Dan Carpenter (2009)	17
4. Olindo Mare (2000)	16
Garoyepremian (1978)	16

- His 36 field goals made in 2020 ranked 2nd in the league:

2020 NFL FIELD GOALS MADE LEADERS				
PLAYER	TEAM	FGM	FGA	PCT.
1. Younghoe Koo	Atl.	37	39	94.9
2. <b>JASON SANDERS</b>	<b>MIA.</b>	<b>36</b>	<b>39</b>	<b>92.3</b>
3. Greg Zuerlein	LV	34	41	82.9
4. Daniel Carlson	NYG	33	35	94.3
5. Rodrigo Blankenship	Ind.	32	37	86.5

- His 36 field goals made in 2020 are 2nd-best in Dolphins history:

DOLPHINS SINGLE-SEASON FIELD GOALS MADE LEADERS				
PLAYER	YEAR	FGM	FGA	PCT.
1. Olindo Mare	1999	39	46	84.8
2. <b>JASON SANDERS</b>	<b>2020</b>	<b>36</b>	<b>39</b>	<b>92.3</b>
3. Pete Stoyanovich	1991	31	37	83.8
4. Dan Carpenter	2010	30	41	73.2
Pete Stoyanovich	1992	30	37	81.1

- His 92.3 field goal percentage in 2020 is the best in Dolphins history:

DOLPHINS SINGLE-SEASON FG% LEADERS				
PLAYER	YEAR	FGM	FGA	PCT.
1. <b>JASON SANDERS</b>	<b>2020</b>	<b>36</b>	<b>39</b>	<b>92.3</b>
2. Jay Feely	2007	21	23	91.3
3. Cody Parkey	2017	21	23	91.3
4. Olindo Mare	2001	19	21	90.5
5. Olindo Mare	2000	28	31	90.3
6. <b>JASON SANDERS</b>	<b>2018</b>	<b>18</b>	<b>20</b>	<b>90.0</b>

- Led the NFL with 13 field goals made in December 2019 – the most successful field goals in 1 month by an NFL kicker since December 2018 (Justin Tucker, 14).
- His 90.0 field goal percentage in 2018 was 8th-best in the league and 6th-best in Dolphins history.
- Was 1 of just 4 NFL kickers to appear in all 16 games and miss 2 or fewer field goals in 2018.

## 2022 (MIAMI):

- Played in all 17 games.
- 26-for-32 field goals (81.3 pct.); 41-for-44 extra points (93.2 pct.).
- 1 solo special teams tackle.

**VS. NEW ENGLAND (9/11):** 2-for-2 field goals (100.0 pct.); 2-for-2 extra points (100.0 pct.).

- Made a 43-yard FG in the 1st quarter to give Miami a 3-0 lead.
- Made a 49-yard FG in the 3rd quarter to extend Miami's lead to 20-7.

**VS. PITTSBURGH (10/23):** 3-for-3 field goals (100.0 pct.); 1-for-1 extra points (100.0 pct.).

- Made a 47-yard field goal with 2 seconds remaining in the 1st half to give Miami a 16-10 halftime lead.

**VS. N.Y. JETS (1/8):** 3-for-3 field goals (100.0 pct.).

- Converted a 50-yard field goal attempt with 18 seconds left to give Miami a 9-6 lead and punch the team's ticket to the playoffs.
- It was the longest game-winning or game-tying field goal by a Dolphins player in the final minute of a game since K Andrew Franks made a 55-yard field goal to send the game into overtime on Dec. 24, 2016 at Buffalo, a game Miami also won to punch its playoff ticket.

## POSTSEASON:

**AFC WILD CARD AT BUFFALO (1/15):** 3-for-3 field goals (100.0 pct.); 2-for-2 extra points (100.0 pct.).

- Tied the franchise single-season record for most field goals made in a postseason game with 3.

## 2021 (MIAMI):

- Played in all 17 games.
- 23-for-31 field goals (74.2 pct.); 34-for-35 extra points (97.1 pct.).

**AT NEW ENGLAND (9/12):** 1-for-1 field goals (100.0 pct.); 2-for-2 extra points (100.0 pct.).

- Made a 48-yard FG in the 2nd quarter to tie the score 10-10.

**VS. BALTIMORE (11/11):** 3-for-3 field goals (100.0 pct.); 1-for-1 extra points (100.0 pct.).

- Made a 31-yard FG in the 2nd quarter to tie the score 3-3.
- Made a 22-yard FG in the 2nd quarter to give Miami a 6-3 lead.
- Made a 29-yard FG in the 4th quarter to extend Miami's lead to 9-3.

**VS. NEW ENGLAND (1/9):** 2-for-2 field goals (100.0 pct.); 3-for-3 extra points (100.0 pct.).

- Made a 30-yard FG in the 2nd quarter to extend Miami's lead to 17-0.
- Made a 49-yard FG in the 4th quarter to extend Miami's lead to 27-10.
- It was his 100th career FG.

## 2020 (MIAMI):

- Played in all 16 games.
- 36-for-39 field goals (92.3 pct.); 36-for-36 extra points (100.0 pct.).
- His 36 field goals made in 2020 ranked 2nd in the NFL.
- His 92.3 field goal percentage in 2020 set a franchise record.

**AT SAN FRANCISCO (10/11):** 5-for-5 field goals (100.0 pct.); 4-for-4 extra points (100.0 pct.).

- Made FGs from 26, 50, 29, 31 and 49 yards.
- Became the 1st kicker in Dolphins history to have 3 games with at least 5 field goals.

**AT ARIZONA (11/8):** 2-for-2 field goals (100.0 pct.); 4-for-4 extra points (100.0 pct.).

- Made FGs from 50 and 56 yards.
- Became 1st player in team history to make 2 50+ yd. FGs in the same game.
- His 56-yard FG was the 5th-longest in team history.
- Kicked a 50-yard FG with 3:30 remaining that proved to be the game winner.

- Broke K Olindo Mare's team record of consecutive made field goals with 20.

**AT LAS VEGAS (12/26):** 4-for-4 field goals (100.0 pct.); 2-for-2 extra points (100.0 pct.).

- Made FGs from 37, 39, 22 and 44 yards.
- Hit a 44-yard FG with 0:01 remaining to give Miami a 26-25 win.

#### HONORS:

- AFC Special Teams Player of the Week (at San Francisco, 10/11).
- AFC Special Teams Player of the Month (October).
- AFC Special Teams Player of the Month (November).
- AFC Special Teams Player of the Week (at Las Vegas, 12/26).
- 1st-team All-Pro.

#### 2019 (MIAMI):

- Played in all 16 games.
- 23-for-30 field goals (76.7 pct.); 29-for-30 extra points (96.7 pct.).
- Led the NFL with 13 field goals made in the month of December – the most successful field goals in 1 month by an NFL kicker since December 2018 (Justin Tucker, 14).

**AT INDIANAPOLIS (11/10):** 3-for-3 field goals (100.0 pct.); 1-for-1 extra points (100.0 pct.).

- Made the second game-winning kick of his career with a 48-yard FG with 5:45 left in the game to give Miami a 13-12 lead.
- Converted another 48-yard FG with 3:31 remaining to extend Miami's lead to 4 points.
- Also made a 47-yard FG in the 1st quarter.
- Became 1st Dolphins kicker since 1999 (Olindo Mare) to make 3 FGs of 45+ yards in the same game.

**VS. PHILADELPHIA (12/1):** 1-for-1 field goals (100.0 pct.); 2-for-3 extra points (66.7 pct.); 1 reception for 1 yard and 1 TD.

- Made a 51-yard FG to extend Miami's lead 37-28 with 3:37 remaining in the game.
- Caught a 1-yard TD pass from P Matt Haack on 4th-and-goal in the 2nd quarter to give Miami a 14-13 lead.
- It was the first TD reception of his career.
- He became the first kicker to catch a touchdown in the NFL since Denver's Jim Turner on Oct. 16, 1977.
- The last time an NFL kicker scored a touchdown was Arizona's Jay Feely on a 5-yard rush on Dec. 12, 2010 vs. Denver.

**AT N.Y. JETS (12/8):** 7-for-8 field goals (87.5 pct.)

- Made FGs from 22, 25, 28, 31, 53, 48 and 37 yards.
- Broke the single-game franchise record of 6 FGs set by K Olindo Mare on Oct. 17, 1999 at New England.
- Set a franchise record with 8 field goal attempts and is one of just 3 kickers in NFL history to attempt 8 FGs in a game. The last NFL kicker to attempt 8 FGs in a game was Tennessee's Rob Bironas on Oct. 21, 2007 at Houston.
- Became the 8th player in NFL history to kick at least 7 FGs in a game and the 1st since Oct. 14, 2018 when N.Y. Jets K Jason Myers had 7 vs.

Indianapolis.

#### HONORS:

- Caught a 1-yard TD pass from P Matt Haack in the Dec. 1 win vs. Philadelphia, a play dubbed "Mountaineer Shot." The play won the NFL Bridgestone Clutch Performance of the Year.
- AFC Special Teams Player of the Week (at Indianapolis, 11/10).
- AFC Special Teams Player of the Week (vs. Philadelphia, 12/1).
- Became the 4th player in team history to win AFC Special Teams Player of the Week twice in 1 season, joining Olindo Mare (1999), Matt Turk (2001) and Dan Carpenter (2010).
- AFC Special Teams Player of the Month (December).

#### 2018 (MIAMI):

- Played in all 16 games.
- 18-for-20 field goals (90.0 pct.); 35-for-36 extra points (97.2 pct.).
- Was 1 of just 4 NFL kickers to appear in all 16 games and miss 2 or fewer field goals.

**VS. TENNESSEE (9/9):** 2-for-2 field goals (100.0 pct.); 3-for-3 extra points (100.0 pct.).

- Made his NFL debut and 1st NFL field goal.

**VS. CHICAGO (10/14):** 3-for-3 field goals (100.0 pct.); 2-for-2 extra points (100.0 pct.).

- Converted a 25-yard field goal in the 3rd quarter to extend Miami's lead 21-13.
- Hit a 47-yard field goal as overtime expired to give the Dolphins a 31-28 win. It was the second-longest game-winning field goal in overtime by a rookie since 1974. Rams K Greg Zuerlein kicked a game-winning 54-yarder as a rookie on 12/2/12.
- It was the first multi-field goal performance of his career.

**AT GREEN BAY (11/11):** 4-for-4 field goals (100.0 pct.).

- Hit field goals from 37, 25, 47 and 40 yards.

#### HONORS:

- PFWA All-Rookie Team.

### BEFORE THE NFL

#### COLLEGE (NEW MEXICO):

- 4-year letterman (2014-17).

**CAREER:** Played in 50 games; 25-of-35 field goals (71.4 pct.) and 111-of-112 PATs (99.1 pct.) for 186 points; 9 special teams tackles; 1 special teams forced fumble; 266 kickoffs and 195 touchbacks.

- Set a school record for consecutive extra points made with 81.
- Set a school record for most 50+ yard field goals (4).

**SENIOR (2017):** Played in all 12 games; 10-of-15 field goals (66.7 pct.) and 28-of-28 PATs (100.0 pct.) for 58 points; 1 special teams tackle; 48 kickoffs and 39 touchbacks.

- His 81.3 touchback percentage was 3rd in FBS.

**JUNIOR (2016):** Played in all 13 games; 12-of-13 field goals (92.3 pct.) and 61-of-62 PATs (98.4 pct.) for 97 points; 3 special teams tackles; 84 kickoffs and 69 touchbacks.

- His 83.8 touchback percentage led all of FBS.



## OFF THE FIELD

### COMMUNITY:

#### 2022:

- Participated in the DCC XII Golf Tournament.

#### 2021:

- Volunteered at the Miami Dolphins Food Relief Program Thanksgiving meal distribution with Feeding South Florida to provide 1,000 meal boxes to South Florida families.

#### 2019:

- In 2019, helped distribute 500 Thanksgiving meals purchased through player donations to local South Florida families.

### PERSONAL:

- **MAJOR:** Political science with a minor in business.

- His 59 extra points made set a school record.

**SOPHOMORE (2015):** Played in all 13 games; 3-of-7 field goals (42.9 pct.) and 22-of-22 PATs (100.0 pct.) for 31 points; 72 kickoffs and 50 touchbacks.

**TRUE FRESHMAN (2014):** Played in all 12 games; 5 special teams tackles; 1 special teams forced fumble; 62 kickoffs and 37 touchbacks.

### HIGH SCHOOL (VILLA PARK HS – VILLA PARK, CALIF.)

- Also played soccer.

**SENIOR (2013):** 7-of-12 field goals (58.3 pct.) and 31-of-34 PATs (91.2 pct.); 26 punts for 1,170 yards (45.0 avg.); 57 kickoffs and 38 touchbacks.

- Named his league's Special Teams Player of the Year.

**JUNIOR (2012):** 8-of-15 field goals (53.3 pct.) and 43-of-46 PATs (93.5 pct.); 47 punts for 2,157 yards (45.9 avg.); 81 kickoffs and 54 touchbacks.

- 1st-team all-league.
- 2nd-team all-state.

### JASON SANDERS' NFL REGULAR SEASON STATS

YEAR	TEAM	GP	FGM	FGA	PCT	LG	XPM	XPA	PCT	PTS
2018	MIAMI	16	18	20	90.0	50	35	36	97.2	89
2019	MIAMI	16	23	30	76.7	54	29	30	96.7	104
2020	MIAMI	16	36	39	92.3	56	36	36	100.0	144
2021	MIAMI	17	23	31	74.2	51	34	35	97.1	103
2022	MIAMI	17	26	32	81.3	55	41	44	93.2	119
<b>NFL TOTALS</b>		<b>82</b>	<b>126</b>	<b>152</b>	<b>82.9</b>	<b>54</b>	<b>175</b>	<b>181</b>	<b>96.7</b>	<b>553</b>

### JASON SANDERS' NFL PLAYOFF STATS

YEAR	TEAM	GP	FGM	FGA	PCT	LG	XPM	XPA	PCT	PTS
2018	MIAMI	1	3	3	100.0	48	2	2	100.0	11
<b>PLAYOFF TOTALS</b>		<b>1</b>	<b>3</b>	<b>3</b>	<b>100.0</b>	<b>48</b>	<b>2</b>	<b>2</b>	<b>100.0</b>	<b>11</b>

### SANDERS' GAME-TYING OR WINNING 4TH QUARTER/OVERTIME KICKS (7)

DATE	OPP	SITUATION	DIST.	W/L	FINAL SCORE
1. 10/14/18	vs. Chi.	Tied 28-28 on the final play of overtime	47 yards	W	31-28*
2. 11/10/19	at Ind.	Trailing 12-10 with 5:45 remaining	48 yards	W	16-12
3. 12/22/19	vs. Cin.	Tied 35-35 on the final play of overtime	37 yards	W	38-35*
4. 11/8/20	at Ari.	Tied 31-31 with 3:30 remaining	50 yards	W	34-31
5. 12/26/20	at LV	Trailing 23-25 with 0:06 remaining	44 yards	W	26-25
6. 9/26/21	at LV	Trailing 25-28 with 2:49 remaining in overtime	50 yards	L	28-31*
7. 1/8/23	vs. NYJ	Tied 6-6 with 0:18 remaining	50 yards	W	11-6

\* Overtime game

### ADDITIONAL STATS

**Special Teams Tackles:** 1 in 2019, 1 in 2022 for total of 2.

**Successful Onside Kicks:** 1 in 2019.

**Onside Kick Recoveries:** 1 in 2019.

**Receiving:** 1 reception for 1 yard and 1 TD in 2019.

### DON SHULA'S COACHING LONGEVITY

Former Dolphins Head Coach Don Shula was one of only six head coaches in NFL history to have coached the same team for 20 or more consecutive seasons. Shula (1970-95) completed 26 seasons with the Dolphins. Green Bay's Curly Lambeau (1921-49) and Dallas' Tom Landry (1960-88) share the record with 29 seasons each, while Pittsburgh's Chuck Noll (1969-91) and the N.Y. Giants' Steve Owen (1931-53) coached 23 years with their teams. New England's Bill Belichick has coached the Patriots since 2000.



**TIGHT END // 6-5 // 248 // DRAKE '17**  
**ACQUIRED: UFA, '23 (DEN.)**  
**HOMETOWN: HOFFMAN ESTATES, ILL. // BORN: 5/9/94**  
**NFL: SEVENTH SEASON // DOLPHINS: FIRST SEASON**

## NFL CAREER

### TRANSACTIONS:

- Signed by Miami as an unrestricted free agent from Denver on March 17, 2023.
- Signed by Denver on May 5, 2022.
- Signed to Jacksonville's active roster on Nov. 21, 2020.
- Signed to Jacksonville's practice squad on Sept. 19, 2020.
- Waived by Chicago on Sept. 16, 2020.
- Signed by Chicago on Nov. 30, 2019.
- Signed to Oakland's practice squad on Sept. 2, 2019.
- Waived by New England on Aug. 31, 2019.
- Traded from Atlanta to New England on Aug. 13, 2019.
- 5th-round pick (174th overall) by Atlanta in the 2017 NFL Draft.

### CAREER HIGHLIGHTS:

- Played in 74 career games with 15 starts.
- 33 receptions for 280 yards (8.5 avg.) and 2 TDs.
- 2 kickoff returns for 21 yards (10.5 avg.).
- 12 special teams tackles (7 solo).
- 4 miscellaneous tackles.
- 1 miscellaneous fumble recovery.

### 2022 (DENVER):

- Played in all 17 games with 6 starts.
- 15 receptions for 148 yards (9.9 avg.) and 1 TD.
- 5 special teams tackles (3 solo).
- 2 miscellaneous tackles.
- 1 miscellaneous fumble recovery.

**VS. HOUSTON (9/18):** 1 reception for 22 yards and 1 TD.

- Caught a 22-yard TD pass from QB Russell Wilson with 12:37 remaining, which wound up being the game-winning TD.

**VS. INDIANAPOLIS (10/6):** 5 receptions for 36 yards (7.2 avg.).

**AT KANSAS CITY (1/1):** 3 receptions for 30 yards (10.0 avg.); 1 miscellaneous fumble recovery.

### 2021 (DENVER):

- Played in all 17 games with 4 starts.
- 8 receptions for 47 yards (5.9 avg.) and 1 TD.
- 1 solo special teams tackle.
- 1 miscellaneous tackle.

**AT N.Y. GIANTS (9/12):** 1 reception for 7 yards.

- Made his Broncos debut.

**VS. LAS VEGAS (10/17):** 3 receptions for 23 yards (7.7 avg.).

**VS. L.A. CHARGERS (11/28):** 1 reception for 1 yard and 1 TD.

- Caught a 1-yard TD pass from QB Teddy Bridgewater in the 4th quarter to extend Denver's lead to 2 scores.
- It was his 1st career TD reception.

### 2020 (CHICAGO/JACKSONVILLE):

- Played in 8 games with 4 starts with Jacksonville.
- 3 receptions for 16 yards (5.3 avg.) with Jacksonville.
- 2 special teams tackles (1 solo) with Jacksonville.
- 1 miscellaneous tackle with Jacksonville.
- Signed to Jacksonville's practice squad on Sept. 19 and active roster on Nov. 21.
- Inactive for 1 game with Chicago.
- Spent the offseason program and training camp with Chicago.

**AT L.A. CHARGERS (10/25):** Played special teams and 1 snap on offense but did not record any stats.

- Made his Jaguars debut.

**VS. PITTSBURGH (11/22):** 1 reception for 3 yards.

- Made his 1st Jaguars start.

**AT INDIANAPOLIS (1/3):** 1 reception for 9 yards; 1 solo special teams tackle.

### 2019 (ATLANTA/NEW ENGLAND/OAKLAND/CHICAGO):

- Played in 2 games with Chicago.
- Inactive for 2 games with Chicago.
- Signed by Chicago on Nov. 30.
- Spent 11 games on Oakland's practice squad.
- Traded from Atlanta to New England on Aug. 13.
- Spent the offseason program and part of training camp with Atlanta.

**VS. KANSAS CITY (12/22):** 1 reception for 11 yards.

- Made his Bears debut.

**AT MINNESOTA (12/29):** 1 reception for 10 yards.

### 2018 (ATLANTA):

- Played in all 16 games with 1 start.
- 5 receptions for 48 yards (9.6 avg.).
- 3 special teams tackles (1 solo).

**AT PITTSBURGH (10/7):** 1 reception for 8 yards.

- Made 1st career reception.

**AT GREEN BAY (12/9):** 2 receptions for 15 yards (7.5 avg.).

**VS. ARIZONA (12/16):** Played 30 snaps on offense and 30 snaps on special teams.

- Made his 1st career start.

## 2017 (ATLANTA):

- Played in 14 games.
- Inactive 2 games.
- 1 solo special teams tackle.

**AT CHICAGO (9/10):** 1 solo special teams tackle.

- Made his NFL debut.

## POSTSEASON:

**NFC WILD CARD AT L.A. RAMS (1/6):** Inactive.

**NFC DIVISIONAL AT PHILADELPHIA (1/13):** Inactive.

## BEFORE THE NFL

### COLLEGE (DRAKE):

- 4-year starter (2013-16).

**CAREER:** Played in 41 games with 37 starts; 190 receptions for 2,253 yards (11.9 avg.) and 21 TDs; 1 kickoff return for 8 yards.

**SENIOR (2016):** Played in all 11 games with 10 starts; 56 receptions for 776 yards (13.9 avg.) and 10 TDs.

- 1st-team All-Pioneer Football League.
- His 70.5 receiving yards per game ranked 2nd among all FCS TEs.

**JUNIOR (2015):** Started all 11 games; 55 receptions for 580 yards (10.5 avg.) and 7 TDs; 1 kickoff return for 8 yards.

- 3rd-team FCS All-American.
- 1st-team All-Pioneer Football League.

**SOPHOMORE (2014):** Played in 8 games with 7 starts; 32 receptions for 348 yards (10.9 avg.) and 2 TDs.

- Honorable mention All-Pioneer Football League.

**REDSHIRT FRESHMAN (2013):** Played in all 11 games with 9 starts; 47 receptions for 549 yards (11.7 avg.) and 2 TDs.

- 1st-team All-Pioneer Football League.
- Redshirted in 2012.

## HIGH SCHOOL (HOFFMAN ESTATES HS – HOFFMAN ESTATES, ILL.)

- Also played basketball.

**SENIOR (2011):**

- 1st-team all-conference.
- 1st-team all-area.

## OFF THE FIELD

### PERSONAL:

- **PRONUNCIATION:** Last name is pronounced SAW-berT.
- **MAJOR:** Actuarial sciences.

## ERIC SAUBERT'S NFL REGULAR SEASON STATS

YEAR	TEAM	GP	GS	RECEIVING					RUSHING				
				REC	YDS	AVG	LG	TD	ATT	YDS	AVG	LG	TD
2017	ATLANTA	14	0	0	0	0.0	0	0	0	0	0.0	0	0
2018	ATLANTA	16	1	5	48	9.6	17	0	0	0	0.0	0	0
2019	CHICAGO	2	0	2	21	10.5	11	0	0	0	0.0	0	0
2020	JACKSONVILLE	8	4	3	16	5.3	9	0	0	0	0.0	0	0
2021	DENVER	17	4	8	47	5.9	11	1	0	0	0.0	0	0
2022	DENVER	17	6	15	148	9.9	25	1	0	0	0.0	0	0
<b>NFL TOTALS</b>		<b>74</b>	<b>15</b>	<b>33</b>	<b>280</b>	<b>8.5</b>	<b>25</b>	<b>2</b>	<b>0</b>	<b>0</b>	<b>0.0</b>	<b>0</b>	<b>0</b>

## ADDITIONAL STATS

**Special Teams Tackles:** (Atlanta) 1 in 2017, 3 in 2018, (Jacksonville) 2 in 2020, (Denver) 1 in 2021, 5 in 2022 for total of 12.

**Miscellaneous Tackles:** (Jacksonville) 1 in 2020, (Denver) 1 in 2021, 2 in 2022 for total of 4.

**Kickoff Returns:** (Denver) 2 for 21 yards in 2022.

**Miscellaneous Fumble Recoveries:** (Denver) 1 in 2022.

## SINGLE-GAME CAREER HIGHS

**Receptions:** 5 vs. Indianapolis, 10/6/22  
**Receiving Yards:** 36 vs. Indianapolis, 10/6/22  
**Longest Reception:** 25 at Las Vegas, 10/2/22  
**Receiving TDs:** 1 Twice, last: vs. Houston, 9/18/22

## 2017 GAME-BY-GAME STATS (ATLANTA)

DATE	OPPONENT	P/S	REC	YDS	AVG	LG	TD
09/10	at Chicago	1/0	0	0	0.0	-	0
09/17	GREEN BAY	1/0	0	0	0.0	-	0
09/24	at Detroit	1/0	0	0	0.0	-	0
10/01	BUFFALO	1/0	0	0	0.0	-	0
10/15	MIAMI	1/0	0	0	0.0	-	0
10/22	at New England	1/0	0	0	0.0	-	0
10/29	at N.Y. Jets	1/0	0	0	0.0	-	0
11/05	at Carolina	1/0	0	0	0.0	-	0
11/12	DALLAS	1/0	0	0	0.0	-	0
11/20	at Seattle	1/0	0	0	0.0	-	0
11/26	TAMPA BAY	1/0	0	0	0.0	-	0
12/03	MINNESOTA	1/0	0	0	0.0	-	0
12/07	NEW ORLEANS				INACTIVE		
12/18	at Tampa Bay	1/0	0	0	0.0	-	0
12/24	at New Orleans				INACTIVE		
12/31	CAROLINA	1/0	0	0	0.0	-	0
<b>2017 TOTALS</b>		<b>14/0</b>	<b>0</b>	<b>0</b>	<b>0.0</b>	<b>-</b>	<b>0</b>

DATE	OPPONENT	P/S	REC	YDS	AVG	LG	TD
01/06	at L.A. Rams*				INACTIVE		
01/13	at Philadelphia**				INACTIVE		
<b>PLAYOFF TOTALS</b>		<b>0/0</b>	<b>0</b>	<b>0</b>	<b>0.0</b>	<b>-</b>	<b>0</b>

\* AFC Wild Card  
 \*\* AFC Divisional

## 2018 GAME-BY-GAME STATS (ATLANTA)

DATE	OPPONENT	P/S	REC	YDS	AVG	LG	TD
09/06	at Philadelphia	1/0	0	0	0.0	-	0
09/16	CAROLINA	1/0	0	0	0.0	-	0
09/23	NEW ORLEANS	1/0	0	0	0.0	-	0
09/30	CINCINNATI	1/0	0	0	0.0	-	0
10/07	at Pittsburgh	1/0	1	8	8.0	8	0
10/14	TAMPA BAY	1/0	0	0	0.0	-	0
10/22	N.Y. GIANTS	1/0	1	8	8.0	8	0
11/04	at Washington	1/0	0	0	0.0	-	0
11/11	at Cleveland	1/0	1	17	17.0	17	0
11/18	DALLAS	1/0	0	0	0.0	-	0
11/22	at New Orleans	1/0	0	0	0.0	-	0
12/02	BALTIMORE	1/0	0	0	0.0	-	0
12/09	at Green Bay	1/0	2	15	7.5	8	0
12/16	ARIZONA	1/1	0	0	0.0	-	0
12/23	at Carolina	1/0	0	0	0.0	-	0
12/30	at Tampa Bay	1/0	0	0	0.0	-	0
<b>2018 TOTALS</b>		<b>16/1</b>	<b>5</b>	<b>48</b>	<b>9.6</b>	<b>17</b>	<b>0</b>

## 2019 GAME-BY-GAME STATS (CHICAGO)

DATE	OPPONENT	P/S	REC	YDS	AVG	LG	TD
09/05	GREEN BAY						
09/15	at Denver						
09/23	at Washington						
09/29	MINNESOTA						
10/06	at Oakland						
10/20	NEW ORLEANS						
10/27	L.A. CHARGERS						
11/03	at Philadelphia						
11/10	DETROIT						
11/17	at L.A. Rams						
11/24	N.Y. GIANTS						
11/28	at Detroit						
12/05	DALLAS						
12/15	at Green Bay						
12/22	KANSAS CITY	1/0	1	11	11.0	11	0
12/29	at Minnesota	1/0	1	10	10.0	10	0
<b>2019 TOTALS</b>		<b>2/0</b>	<b>2</b>	<b>21</b>	<b>10.5</b>	<b>11</b>	<b>0</b>

## 2020 GAME-BY-GAME STATS (JACKSONVILLE)

DATE	OPPONENT	P/S	REC	YDS	AVG	LG	TD
09/13	INDIANAPOLIS						
09/20	at Tennessee						
09/24	MIAMI						
10/04	at Cincinnati						
10/11	at Houston						
10/18	DETROIT						
10/25	at L.A. Chargers	1/0	0	0	0.0	-	0
11/08	HOUSTON						
11/15	at Green Bay						
11/22	PITTSBURGH	1/1	1	3	3.0	3	0
11/29	CLEVELAND	1/1	0	0	0.0	-	0
12/06	at Minnesota	1/0	0	0	0.0	-	0
12/13	TENNESSEE	1/0	1	4	4.0	4	0
12/20	at Baltimore	1/1	0	0	0.0	-	0
12/27	CHICAGO	1/0	0	0	0.0	-	0
01/03	at Indianapolis	1/1	1	9	9.0	9	0
<b>2020 TOTALS</b>		<b>8/4</b>	<b>3</b>	<b>16</b>	<b>5.3</b>	<b>9</b>	<b>0</b>

## 2021 GAME-BY-GAME STATS (DENVER)

DATE	OPPONENT	P/S	REC	YDS	AVG	LG	TD
09/12	at N.Y. Giants	1/0	1	7	7.0	7	0
09/19	at Jacksonville	1/0	1	7	7.0	7	0
09/26	N.Y. JETS	1/0	0	0	0.0	-	0
10/03	BALTIMORE	1/0	0	0	0.0	-	0
10/10	at Pittsburgh	1/1	0	0	0.0	-	0
10/17	LAS VEGAS	1/1	3	23	7.7	11	0
10/21	at Cleveland	1/1	1	3	3.0	3	0
10/31	WASHINGTON	1/0	0	0	0.0	-	0
11/07	at Dallas	1/1	1	6	6.0	6	0
11/14	PHILADELPHIA	1/0	0	0	0.0	-	0
11/28	L.A. CHARGERS	1/0	1	1	1.0	1t	1
12/05	at Kansas City	1/0	0	0	0.0	-	0
12/12	DETROIT	1/0	0	0	0.0	-	0
12/19	CINCINNATI	1/0	0	0	0.0	-	0
12/26	at Las Vegas	1/0	0	0	0.0	-	0
01/02	at L.A. Chargers	1/0	0	0	0.0	-	0
01/08	KANSAS CITY	1/0	0	0	0.0	-	0
<b>2021 TOTALS</b>		<b>17/4</b>	<b>8</b>	<b>47</b>	<b>5.9</b>	<b>1t</b>	<b>1</b>

## 2022 GAME-BY-GAME STATS (DENVER)

DATE	OPPONENT	P/S	REC	YDS	AVG	LG	TD
09/12	at Seattle	1/0	0	0	0.0	-	0
09/18	HOUSTON	1/1	1	22	22.0	22t	1
09/25	SAN FRANCISCO	1/0	0	0	0.0	-	0
10/02	at Las Vegas	1/1	1	25	25.0	25	0
10/06	INDIANAPOLIS	1/0	5	36	7.2	10	0
10/17	at L.A. Chargers	1/0	0	0	0.0	-	0
10/23	N.Y. JETS	1/0	0	0	0.0	-	0
10/30	at Jacksonville	1/0	0	0	0.0	-	0
11/13	at Tennessee	1/0	1	12	12.0	12	0
11/20	LAS VEGAS	1/1	2	16	8.0	9	0
11/27	at Carolina	1/1	0	0	0.0	-	0
12/04	at Baltimore	1/1	0	0	0.0	-	0
12/11	KANSAS CITY	1/0	1	2	2.0	2	0
12/18	ARIZONA	1/0	1	5	5.0	5	0
12/25	at L.A. Rams	1/0	0	0	0.0	-	0
01/01	at Kansas City	1/0	3	30	10.0	24	0
01/08	L.A. CHARGERS	1/1	0	0	0.0	-	0
<b>2022 TOTALS</b>		<b>17/6</b>	<b>15</b>	<b>148</b>	<b>9.9</b>	<b>25</b>	<b>1</b>

## DOLPHINS RAN THROUGH THE 1970s

From 1970-79, the Dolphins were the decade's most proficient rushing team. Miami totaled 23,720 rushing yards in the decade, ahead of the second place Dallas Cowboys (23,651 yards), and averaged a decade-best 4.41 yards per carry, ahead of the Buffalo Bills (4.33 avg.). Miami scored 188 touchdowns on the ground in that 10-year period, tied for second with the Cowboys, behind only the Pittsburgh Steelers (192 TDs). Additionally, the Dolphins set a then-NFL record with 2,960 rushing yards (currently No. 8 in NFL history) during the team's "perfect season" of 1972.



# 92

## ZACH SIELER

DEFENSIVE TACKLE // 6-6 // 300 // FERRIS STATE '18  
ACQUIRED: WAI., '19 (BAL.)  
HOMETOWN: PINCKNEY, MICH. // BORN: 9/7/95  
NFL: SIXTH SEASON // DOLPHINS: FOURTH SEASON

### NFL CAREER

#### TRANSACTIONS:

- Awarded off waivers to Miami on Dec. 5, 2019.
- Waived by Baltimore on Dec. 4, 2019.
- Promoted from Baltimore's practice squad on Oct. 5, 2019.
- Signed to Baltimore's practice squad on Sept. 1, 2019.
- Waived by Baltimore on Aug. 31, 2019.
- 7th-round pick (238th overall) by Baltimore in the 2018 NFL Draft.

#### CAREER HIGHLIGHTS:

- Played in 59 career games with 33 starts.
- 192 tackles (110 solo), 10.0 sacks, 9 passes defended, 3 forced fumbles and 2 fumble recoveries.
- Started 1 postseason game.
- Finished the 2022 season tied for 5th among NFL defensive linemen in total tackles:

#### NFL DEFENSIVE LINEMEN TACKLES LEADERS (2022)

PLAYER	TEAM	TOT	SOLO	ASST
1. Christian Wilkins	Mia.	98	59	39
2. Maxx Crosby	LV	87	58	29
3. DeForest Buckner	Ind.	74	44	30
Cameron Heyward	Pit.	74	39	35
<b>5. ZACH SIELER</b>	<b>MIA.</b>	<b>70</b>	<b>41</b>	<b>29</b>
Grover Stewart	Ind.	70	44	26

#### 2022 (MIAMI):

- Played in all 17 games with 15 starts.
  - 70 tackles (41 solo), 3.5 sacks, 4 passes defended and 2 forced fumbles.
  - His 70 tackles were tied for 5th among NFL defensive linemen.
- VS. MINNESOTA (10/16):** 3 tackles (2 solo) and 1 forced fumble.
- Forced a fumble by TE Irv Smith Jr. in the 3rd quarter but it was recovered by Minnesota.
- VS. DETROIT (10/30):** 4 tackles (3 solo), 1.0 sack and 2 passes defended.
- Sacked QB Jared Goff for a loss of 10 yards on a 3rd-and-9 snap in the 4th quarter, forcing a punt.
- VS. CLEVELAND (11/13):** 4 tackles (3 solo) and 1 forced fumble.
- Forced a fumble of RB Nick Chubb in the 1st quarter that was recovered by CB Xavier Howard.
- AT NEW ENGLAND (11/1):** 6 tackles (3 solo) and 1.0 sack.

- Sacked QB Mac Jones on a fourth down in the 4th quarter to turn the ball over on downs.

#### POSTSEASON:

**AFC WILD CARD AT BUFFALO (1/15):** 6 tackles (3 solo), 2.0 sacks and 1 fumble recovery.

- Scooped up a fumble of QB Josh Allen forced by S Eric Rowe and returned it 5 yards for a go-ahead TD in the 3rd quarter.
- It was the 1st fumble returned for a TD in Dolphins postseason history and 1st defensive TD in a Dolphins playoff game since LB A.J. Duhe returned an interception for a 35-yard TD on Jan. 23, 1983 vs. the N.Y. Jets.
- Split a sack with DT Christian Wilkins of QB Josh Allen on a 3rd-and-8 snap early in the 2nd quarter.
- Split a sack with DT Christian Wilkins of QB Josh Allen on a 2nd-and-8 snap late in the 2nd quarter.
- Sacked QB Josh Allen on a 3rd-and-10 play in the 4th quarter that forced a Bills punt.

#### 2021 (MIAMI):

- Played in all 17 games with 9 starts.
- 62 tackles (33 solo), 2.0 sacks, 3 passes defended, 1 forced fumble and 2 fumble recoveries.

**AT NEW ENGLAND (9/12):** 3 tackles (2 solo) and 1 fumble recovery.

- Recovered a RB Rhamondre Stevenson forced by S Eric Rowe in the 1st quarter.

**AT LAS VEGAS (9/26):** 9 tackles (4 solo) and 1 pass defended.

**VS. N.Y. JETS (12/19):** 3 tackles (2 solo), 1.0 sack, 1 pass defended and 1 forced fumble.

- Strip-sacked QB Zach Wilson in the 4th quarter and the fumble was recovered by DE Emmanuel Ogbah.

**AT NEW ORLEANS (12/27):** 6 tackles (3 solo) and 1.0 sack.

- Sacked QB Ian Book for a loss of 11 yards in the 4th quarter.

#### 2020 (MIAMI):

- Played in all 16 games with 8 starts.
- 48 tackles (30 solo) and 3.5 sacks.

**AT ARIZONA (11/8):** 4 tackles (3 solo).

- Teamed up with LB Elandon Roberts to stop RB Chase Edmonds for no gain on a critical 4th-and-1 in the 4th quarter.

**VS. CINCINNATI (12/6):** 3 solo tackles and 1.0 sack.

- Sacked QB Brandon Allen for a loss of 5 yards in the 4th quarter.
- VS. NEW ENGLAND (12/20):** 5 tackles (3 solo) and 1.0 sack.
- Sacked QB Cam Newton for a loss of 7 yards in the 2nd quarter.

### 2019 (BALTIMORE/MIAMI):

- Played in 3 games with 1 start with Miami.
- 8 tackles (3 solo), 1.0 sack and 2 passes defended with Miami.
- Inactive for 1 game with Miami.
- Awarded off waivers to Miami on Dec. 5.
- Played in 4 games with Baltimore.
- Inactive for 4 games with Baltimore.
- 3 tackles (2 solo) with Baltimore.

**AT CINCINNATI (11/10):** 1 solo tackle.

**AT N.Y. GIANTS (12/15):** 1 assisted tackle.

- Made his Dolphins debut.

**VS. CINCINNATI (12/22):** 7 tackles (3 solo), 1.0 sack and 2 passes defended.

- Sacked QB Andy Dalton in the 1st quarter. It was his 1st career sack.

### 2018 (BALTIMORE):

- Played in 2 games.
- Inactive for 14 games.
- 1 solo tackle.

**VS. DENVER (9/23):** Played but did not record any stats.

- Made his NFL debut.

**VS. PITTSBURGH (11/4):** 1 solo tackle.

- Made his 1st NFL tackle.

## BEFORE THE NFL

### COLLEGE (FERRIS STATE):

- 3-year starter (2014-17).
- Became the first player from his school to ever be selected in the NFL Draft.

**CAREER:** Played in 39 games with 28 starts; 176 tackles (77 solo), 33 sacks 7 forced fumbles, 4 fumble recoveries and 3 passes defended; 2 blocked kicks.

**SENIOR (2017):** Played in all 13 games; 79 tackles (32 solo), 7 sacks, 2 forced fumbles, 2 fumble recoveries and 2 passes defended; 1 blocked kick.

- 1st-team D2 All-American.
- Great Lakes Intercollegiate Conference (GLIAC) Defensive Lineman of the Year.
- 1st-team All-GLIAC.

**JUNIOR (2016):** Played in all 15 games; 80 tackles (37 solo), 19.5 sacks, 5 forced fumbles, 2 fumble recoveries and 1 pass defended; 1 blocked kick.

- 1st-team All-GLIAC.
- His 19.5 sacks were a school record and led all of NCAA Division II.

**SOPHOMORE (2015):** Played in 11 games; 17 tackles (8 solo) and 6.5 sacks.

**REDSHIRT FRESHMAN (2014):** Did not record any stats.

- Redshirted in 2013.

### HIGH SCHOOL (PINCKNEY HS – PINCKNEY, MICH.)

- Also competed in wrestling and track and field.

**SENIOR (2012):**

- All-conference.

## OFF THE FIELD

### COMMUNITY:

**2022:**

- Through his Sieler Safe Haven Foundation, surprised 12 kids with a holiday shopping spree at Dick's Sporting Goods.
- Along with defensive teammates, hosted a Thanksgiving dinner at Hard Rock Stadium for 100 kids from Big Brothers Big Sisters of Broward and Miami.
- Established the Sieler Safe Haven Foundation to impact young people of all abilities through a passion for the outdoors and cultural enrichment.

**2021:**

- Participated in a class visit for Day of Persons with Disabilities with South Florida Special Olympics athletes.
- Volunteered at the Miami Dolphins Food Relief Program Thanksgiving meal distribution with Feeding South Florida to provide 1,000 meal boxes to South Florida families.

### PERSONAL:

- **PRONUNCIATION:** Last name is pronounced SEE-ler.
- **MAJOR:** Mechanical engineering.

## ZACH SIELER'S NFL REGULAR SEASON STATS

YEAR	TEAM	GP	GS	TACKLES				INTERCEPTIONS					FUMBLES			
				TOT	SOLO	ASST	SK	YDS	INT	YDS	LG	TD	PD	FF	FR	
2018	BALTIMORE	2	0	1	1	0	0.0	0.0	0	0	0	0	0	0	0	0
2019	BALTIMORE	4	0	3	2	1	0.0	0.0	0	0	0	0	0	0	0	0
	MIAMI	3	1	8	3	5	1.0	8.0	0	0	0	0	2	0	0	0
2020	MIAMI	16	8	48	30	18	3.5	23.5	0	0	0	0	0	0	0	0
2021	MIAMI	17	9	62	33	29	2.0	18.0	0	0	0	0	3	1	2	2
2022	MIAMI	17	15	70	41	29	3.5	31.5	0	0	0	0	4	2	0	0
<b>NFL TOTALS</b>		<b>59</b>	<b>33</b>	<b>192</b>	<b>110</b>	<b>82</b>	<b>10.0</b>	<b>81.0</b>	<b>0</b>	<b>0</b>	<b>0</b>	<b>0</b>	<b>9</b>	<b>3</b>	<b>2</b>	<b>0</b>

## ZACH SIELER'S NFL REGULAR SEASON STATS

YEAR	TEAM	GP	GS	TACKLES				INTERCEPTIONS					FUMBLES			
				TOT	SOLO	ASST	SK	YDS	INT	YDS	LG	TD	PD	FF	FR	
2022	MIAMI	1	1	6	3	3	2.0	4.0	0	0	0	0	0	0	1	1
<b>NFL TOTALS</b>		<b>1</b>	<b>1</b>	<b>6</b>	<b>3</b>	<b>3</b>	<b>2.0</b>	<b>4.0</b>	<b>0</b>	<b>0</b>	<b>0</b>	<b>0</b>	<b>0</b>	<b>0</b>	<b>1</b>	<b>1</b>


## ADDITIONAL STATS

**Defensive Touchdowns:** 5-yard fumble return at Buffalo (1/15/23 – AFC Wild Card).

## SINGLE-GAME CAREER HIGHS

<b>Tackles:</b>	9	at Las Vegas, 9/26/21
<b>Sacks:</b>	2.0	at Buffalo, 1/15/23*
<b>Passes Defensed:</b>	2	Twice, last: at Detroit, 10/30/22
<b>Forced Fumbles:</b>	1	3 times, last: vs. Cleveland, 11/13/22
<b>Fumble Recoveries:</b>	1	3 times, last: at Buffalo, 1/15/23*

\* AFC Wild Card game



# 1

## KION SMITH

TACKLE // 6-5 // 306 // FAYETTEVILLE STATE '21  
ACQUIRED: FA, '21  
HOMETOWN: LUMBERTON, N.C. // BORN: 10/7/98  
NFL: FIRST SEASON // DOLPHINS: FIRST SEASON

## NFL CAREER

### TRANSACTIONS:

- Signed to Miami's practice squad on Sept. 5, 2022.
- Waived by Miami on Aug. 30, 2022.
- Signed to Miami's practice squad on Sept. 2, 2021.
- Waived by Atlanta on Aug. 31, 2021.
- Signed by Atlanta as an undrafted college free agent on May 14, 2021.

### 2022 (MIAMI):

- Dressed but did not play 3 games.
- Spent the rest of the season on Miami's practice squad.

### 2021 (ATLANTA/MIAMI):

- Spent the entire season on Miami's practice squad.
- Spent the offseason and training camp with Atlanta.

## BEFORE THE NFL

### COLLEGE (FAYETTEVILLE STATE):

- 3-year starter (2016-17, 19).

## LEAGUE LEADERS IN FEWEST SACKS ALLOWED

The Dolphins hold NFL records for most seasons leading the league in fewest sacks allowed (10 – 1973, 1982-90) and most consecutive seasons leading the league in the same category (1982-90). In addition, during the 1988 and 1989 seasons the Dolphins set an NFL record by not allowing a quarterback sack in 19 consecutive games. The streak far outdistanced the previous NFL mark of five straight games, which was accomplished on many occasions. In 1988, Miami set the NFL's single-season sack record by allowing only seven sacks in the 16-game season.

### REDSHIRT JUNIOR (2019):

- 1st-team All-CIAA.

### HIGH SCHOOL (LUMBERTON HS – LUMBERTON, N.C.)

- Also competed in track and field.

## OFF THE FIELD

### COMMUNITY:


#### 2021:

- Along with fellow Dolphins rookies, teamed up with Neighbors4Neighbors to provide South Florida families with holiday gifts.
- Volunteered at the Miami Dolphins Food Relief Program Thanksgiving meal distribution with Feeding South Florida to provide 1,000 meal boxes to South Florida families.

### PERSONAL:

- **MAJOR:** Criminal justice with a minor in psychology.





# 81

## DURHAM SMYTHE

TIGHT END // 6-6 // 246 // NOTRE DAME '18  
ACQUIRED: D4A, '18  
HOMETOWN: BELTON, TEXAS // BORN: 8/9/95  
NFL: FIFTH SEASON // DOLPHINS: FIFTH SEASON

### NFL CAREER

#### TRANSACTIONS:

- 4th-round pick (123rd overall) by Miami in the 2018 NFL Draft.

#### CAREER HIGHLIGHTS:

- Played in 79 career games with 56 starts.
- 88 receptions for 809 yards (9.2 avg.) and 3 TDs.
- 4 carries for 4 yards (1.0 avg.) and 1 TD.
- 8 kickoff returns for 77 yards (9.6 avg.).
- 11 special teams tackles (8 solo).
- 3 miscellaneous tackles.
- Started 1 postseason game.

#### 2022 (MIAMI):

- Played in 16 games with 15 starts.
- Inactive for 1 game.
- 15 receptions for 129 yards (8.6 avg.) and 1 TD.
- 2 carries for 1 yard (0.5 avg.) and 1 TD.
- 2 kickoff returns for 27 yards (13.5 avg.).
- 2 special teams tackles (1 solo).
- 2 miscellaneous tackles.

**VS. BUFFALO (9/25):** 3 receptions for 23 yards (7.7 avg.).

**AT N.Y. JETS (10/9):** 1 reception for 8 yards; 1 carry for 1 yard and 1 TD.

- Lined up under center and moved the pile into the end zone for a 1-yard TD run, the 1st TD run of his career.

**VS. HOUSTON (11/27):** 1 reception for 4 yards and 1 TD.

- Caught a 4-yard TD pass from QB Tua Tagovailoa on a 2nd-and-goal snap from the 4-yard line in the 1st quarter.

#### POSTSEASON:

**AFC WILD CARD AT BUFFALO (1/15):** 1 reception for 20 yards.

#### 2021 (MIAMI):

- Played in all 17 games with 12 starts.
- 34 receptions for 357 yards (10.5 avg.).
- 2 carries for 3 yards (1.5 avg.).
- 2 special teams tackles (1 solo).

**AT JACKSONVILLE IN LONDON (10/17):** 5 receptions for 59 yards (11.8 avg.).

**VS. ATLANTA (10/24):** 3 receptions for 37 yards (12.3 avg.).

**AT N.Y. JETS (11/21):** 4 receptions for 37 yards (9.3 avg.).

#### 2020 (MIAMI):

- Played in 15 games with 13 starts.
- Inactive for 1 game.
- 26 receptions for 208 yards (8.0 avg.) and 2 TDs.

**VS. N.Y. JETS (10/18):** 1 reception for 4 yards and 1 TD.

- Caught a 4-yard TD pass from QB Ryan Fitzpatrick in the 2nd quarter to extend Miami's lead to 21-0.
- It was his 1st career TD.

**VS. L.A. CHARGERS (11/15):** 2 receptions for 9 yards (4.5 avg.) and 1 TD.

- Caught a 2-yard TD pass from QB Tua Tagovailoa in the 4th quarter to extend Miami's lead to 26-14.

**VS. NEW ENGLAND (12/20):** 5 receptions for 40 yards (8.0 avg.).

#### 2019 (MIAMI):

- Played in all 16 games with 14 starts.
- 7 receptions for 65 yards (9.3 avg.).
- 4 kickoff returns for 45 yards (11.3 avg.).
- 7 special teams tackles (6 solo).
- 1 miscellaneous tackle.

**VS. NEW ENGLAND (9/15):** 1 reception for 24 yards.

**VS. PHILADELPHIA (12/1):** 2 receptions for 13 yards (6.5 avg.); 1 kickoff return for 6 yards.

**VS. CINCINNATI (12/22):** 2 receptions for 18 yards (9.0 avg.); 1 solo special teams tackle.

#### 2018 (MIAMI):

- Played in 15 games with 2 starts.
- Inactive for 1 game.
- 6 receptions for 50 yards (8.3 avg.).
- 1 kickoff return for 0 yards (0.0 avg.).

**AT INDIANAPOLIS (11/25):** 2 receptions for 27 yards (13.5 avg.).

- Made 1st career start.
- Made 1st career reception on a 21-yard pass from QB Ryan Tannehill.

**VS. JACKSONVILLE (12/23):** 1 reception for 9 yards (9.0 avg.).

**AT BUFFALO (12/30):** 3 receptions for 14 yards (4.7 avg.).

## BEFORE THE NFL

### COLLEGE (NOTRE DAME):

- 4-year letterman (2014-17) and 2-year starter.

**CAREER:** Played in 41 games with 28 starts; 28 receptions for 381 yards (13.6 avg.) and 6 TDs.

**SENIOR (2017):** Started all 13 games; 15 receptions for 244 yards (16.3 avg.) and 1 TD.

- Helped block for the 7th-best rushing offense in FBS (269.3 rushing yards per game), the school's best finish since 1995.
- Helped the school set a single-season rushing record with 3,503 rushing yards.

**JUNIOR (2016):** Started all 12 games; 9 receptions for 112 yards (12.4 avg.) and 4 TDs.

**SOPHOMORE (2015):** 3 starts; 3 receptions for 18 yards (6.0 avg.) and 1 TD.

**REDSHIRT FRESHMAN (2014):** Played in all 13 games; 1 reception for 7 yards.

- Redshirted in 2013.

### HIGH SCHOOL (BELTON HS - BELTON, TEXAS)

- Played defensive end as a freshman before moving to tight end.

**SENIOR (2012):** 37 receptions for 547 yards (14.8 avg.) and 6 TDs.

- 1st-team all-district.

**JUNIOR (2011):** 22 receptions for 341 yards (15.5 avg.) and 3 TDs.

- 1st-team all-district.

**SOPHOMORE (2010):** 8 receptions for 120 yards (15.0 avg.) and 2 TDs.

## OFF THE FIELD

### COMMUNITY:

#### 2021:

- Volunteered at the Miami Dolphins holiday event to spend time with and provide dinner and children's gifts for South Florida families.
- Volunteered at the Miami Dolphins Food Relief Program Thanksgiving meal distribution with Feeding South Florida to provide 1,000 meal boxes to South Florida families.

### PERSONAL:

- **PRONUNCIATION:** Last name is pronounced sm-eye-th.
- **MAJOR:** Sociology.

## DURHAM SMYTHE'S NFL REGULAR SEASON STATS

YEAR	TEAM	GP	GS	RECEIVING					RUSHING				
				REC	YDS	AVG	LG	TD	ATT	YDS	AVG	LG	TD
2018	MIAMI	15	2	6	50	8.3	21	0	0	0	0.0	0	0
2019	MIAMI	16	14	7	65	9.3	24	0	0	0	0.0	0	0
2020	MIAMI	15	13	26	208	8.0	19	2	0	0	0.0	0	0
2021	MIAMI	17	12	34	357	10.5	25	0	2	3	1.5	2	0
2022	MIAMI	16	15	15	129	8.6	26	1	2	1	0.5	1t	1
<b>NFL TOTALS</b>		<b>79</b>	<b>56</b>	<b>88</b>	<b>809</b>	<b>9.2</b>	<b>26</b>	<b>3</b>	<b>4</b>	<b>4</b>	<b>1.0</b>	<b>1t</b>	<b>1</b>

## DURHAM SMYTHE'S NFL PLAYOFF STATS

YEAR	TEAM	GP	GS	RECEIVING					RUSHING				
				REC	YDS	AVG	LG	TD	ATT	YDS	AVG	LG	TD
2022	MIAMI	1	1	1	20	20.0	20	0	0	0	0.0	0	0
<b>PLAYOFF TOTALS</b>		<b>1</b>	<b>1</b>	<b>1</b>	<b>20</b>	<b>20.0</b>	<b>20</b>	<b>0</b>	<b>0</b>	<b>0</b>	<b>0.0</b>	<b>0</b>	<b>0</b>

### ADDITIONAL STATS

**Special Teams Tackles:** 7 in 2019, 2 in 2021, 2 in 2022 for total of 11.

**Miscellaneous Tackles:** 1 in 2019 and 2 in 2022 for total of 3.

**Kickoff Returns:** 1 for 0 yards in 2018, 4 for 45 yards in 2019, 1 in 2020 for 5 yards, 2 in 2022 for 27 yards for total of 8 for 77 yards (9.6 avg.).

**Miscellaneous Fumble Recoveries:** 1 in 2018.

### SINGLE-GAME CAREER HIGHS

**Receptions:** 5      3 times, last: vs. Carolina, 11/28/21

**Receiving Yards:** 59      at Jacksonville in London, 10/17/21

**Longest Reception:** 26      vs. N.Y. Jets, 1/8/23

**Receiving TDs:** 1      3 times, last: vs. Houston, 11/27/22

## 2018 GAME-BY-GAME STATS (MIAMI)

DATE	OPPONENT	P/S	REC	YDS	AVG	LG	TD
09/09	TENNESSEE	1/0	0	0	0.0	0	0
09/16	at N.Y. Jets	1/0	0	0	0.0	0	0
09/23	OAKLAND	1/0	0	0	0.0	0	0
09/30	at New England	1/0	0	0	0.0	0	0
10/07	at Cincinnati	1/0	0	0	0.0	0	0
10/14	CHICAGO	1/0	0	0	0.0	0	0
10/21	DETROIT	1/0	0	0	0.0	0	0
10/25	at Houston	1/0	0	0	0.0	0	0
11/04	N.Y. JETS	1/0	0	0	0.0	-	0
11/11	at Green Bay				INACTIVE		
11/25	at Indianapolis	1/1	2	27	13.5	21	0
12/02	BUFFALO	1/0	0	0	0.0	0	0
12/09	NEW ENGLAND	1/0	0	0	0.0	0	0
12/16	at Minnesota	1/1	0	0	0.0	0	0
12/23	JACKSONVILLE	1/0	1	9	9.0	9	0
12/30	at Buffalo	1/0	3	14	4.7	5	0
<b>2018 TOTALS</b>		<b>15/2</b>	<b>6</b>	<b>50</b>	<b>8.3</b>	<b>21</b>	<b>0</b>

## 2019 GAME-BY-GAME STATS (MIAMI)

DATE	OPPONENT	P/S	REC	YDS	AVG	LG	TD
09/08	BALTIMORE	1/1	0	0	0.0	0	0
09/15	NEW ENGLAND	1/1	1	24	24.0	24	0
09/22	at Dallas	1/1	0	0	0.0	0	0
09/29	L.A. CHARGERS	1/0	0	0	0.0	0	0
10/13	WASHINGTON	1/1	0	0	0.0	0	0
10/20	at Buffalo	1/1	0	0	0.0	0	0
10/28	at Pittsburgh	1/1	0	0	0.0	0	0
11/03	N.Y. JETS	1/1	0	0	0.0	0	0
11/10	at Indianapolis	1/0	0	0	0.0	0	0
11/17	BUFFALO	1/1	0	0	0.0	0	0
11/24	at Cleveland	1/1	0	0	0.0	0	0
12/01	PHILADELPHIA	1/1	2	13	6.5	7	0
12/08	at N.Y. Jets	1/1	1	2	2.0	2	0
12/15	at N.Y. Giants	1/1	0	0	0.0	0	0
12/22	CINCINNATI	1/1	2	18	9.0	13	0
12/29	at New England	1/1	1	8	8.0	8	0
<b>2019 TOTALS</b>		<b>16/14</b>	<b>7</b>	<b>65</b>	<b>9.3</b>	<b>24</b>	<b>0</b>

## 2020 GAME-BY-GAME STATS (MIAMI)

DATE	OPPONENT	P/S	REC	YDS	AVG	LG	TD	
09/13	at New England	1/1	0	0	0.0	0	0	
09/20	BUFFALO	1/0	0	0	0.0	0	0	
09/24	at Jacksonville	1/1	1	7	7.0	7	0	
10/04	SEATTLE	1/1	2	30	15.0	18	0	
10/11	at San Francisco		INACTIVE					
10/18	N.Y. JETS	1/0	1	4	4.0	4t	1	
11/01	L.A. RAMS	1/1	2	16	8.0	8	0	
11/08	at Arizona	1/1	1	19	19.0	19	0	
11/15	L.A. CHARGERS	1/1	2	9	4.5	7	1	
11/22	at Denver	1/1	0	0	0.0	0	0	
11/29	at N.Y. Jets	1/1	3	19	6.3	12	0	
12/06	CINCINNATI	1/1	2	16	8.0	11	0	
12/13	KANSAS CITY	1/1	2	19	9.5	10	0	
12/20	NEW ENGLAND	1/1	5	40	8.0	15	0	
12/26	at Las Vegas	1/1	2	6	3.0	5	0	
01/03	at Buffalo	1/1	3	23	7.7	11	0	
<b>2020 TOTALS</b>		<b>15/13</b>	<b>26</b>	<b>208</b>	<b>8.0</b>	<b>19</b>	<b>2</b>	

## 2021 GAME-BY-GAME STATS (MIAMI)


DATE	OPPONENT	P/S	REC	YDS	AVG	LG	TD
09/12	at New England	1/1	1	9	9.0	9	0
09/19	BUFFALO	1/1	0	0	0.0	-	0
09/26	at Las Vegas	1/0	0	0	0.0	-	0
10/03	INDIANAPOLIS	1/1	2	6	3.0	4	0
10/10	at Tampa Bay	1/0	2	23	11.5	21	0
10/17	at Jacksonville	1/1	5	59	11.8	25	0
10/24	ATLANTA	1/0	3	37	12.3	18	0
10/31	at Buffalo	1/1	0	0	0.0	-	0
11/07	HOUSTON	1/0	2	27	13.5	21	0
11/11	BALTIMORE	1/1	1	23	23.0	23	0
11/21	at N.Y. Jets	1/0	4	37	9.3	18	0
11/28	CAROLINA	1/1	5	32	6.4	11	0
12/05	N.Y. GIANTS	1/1	0	0	0.0	-	0
12/19	N.Y. JETS	1/1	1	4	4.0	4	0
12/27	at New Orleans	1/1	3	31	10.3	13	0
01/02	at Tennessee	1/1	3	37	12.3	21	0
01/09	NEW ENGLAND	1/1	2	32	16.0	17	0
<b>2021 TOTALS</b>		<b>17/12</b>	<b>34</b>	<b>357</b>	<b>10.5</b>	<b>25</b>	<b>0</b>

## 2022 GAME-BY-GAME STATS (MIAMI)

DATE	OPPONENT	P/S	REC	YDS	AVG	LG	TD	
09/11	NEW ENGLAND	1/1	1	14	14.0	14	0	
09/18	at Baltimore	1/1	1	5	5.0	5	0	
09/25	BUFFALO	1/1	3	23	7.7	13	0	
09/29	at Cincinnati	1/1	0	0	0.0	-	0	
10/09	at N.Y. Jets	1/1	1	8	8.0	8	0	
10/16	MINNESOTA		INACTIVE					
10/23	PITTSBURGH	1/1	0	0	0.0	-	0	
10/30	at Detroit	1/1	0	0	0.0	-	0	
11/06	at Chicago	1/1	0	0	0.0	-	0	
11/13	CLEVELAND	1/1	0	0	0.0	-	0	
11/27	HOUSTON	1/1	1	4	4.0	4t	1	
12/04	at San Francisco	1/0	2	21	10.5	19	0	
12/11	at L.A. Chargers	1/1	0	0	0.0	-	0	
12/17	at Buffalo	1/1	1	-2	-2.0	-2	0	
12/25	GREEN BAY	1/1	1	8	8.0	8	0	
01/01	at New England	1/1	1	9	9.0	9	0	
01/08	N.Y. JETS	1/1	3	39	13.0	26	0	
<b>2022 TOTALS</b>		<b>16/15</b>	<b>15</b>	<b>129</b>	<b>8.6</b>	<b>26</b>	<b>1</b>	

DATE	OPPONENT	P/S	REC	YDS	AVG	LG	TD
01/15	at Buffalo*	1/1	1	20	20.0	20	0

\* AFC Wild Card game



# 88

## FREDDIE SWAIN

WIDE RECEIVER // 6-0 // 197 // FLORIDA '20  
 ACQUIRED: WAL., '23 (DEN.)  
 HOMETOWN: Ocala, Fla. // BORN: 8/4/98  
 NFL: FOURTH SEASON // DOLPHINS: FIRST SEASON

### NFL CAREER

#### TRANSACTIONS:

- Awarded off waivers to Miami on March 15, 2023.
- Waived by Denver on March 14, 2023.
- Signed by Denver on Dec. 14, 2022.
- Signed to Miami's practice squad on Sept. 2, 2022.

- Waived by Seattle on Aug. 30, 2022.
- 6th-round pick (214th overall) by Seattle in the 2020 NFL Draft.

#### CAREER HIGHLIGHTS:

- Played in 37 career games with 10 starts.
- 42 receptions for 576 yards (13.7 avg.) and 6 TDs.
- 5 carries for 32 yards (6.4 avg.).

- 2 solo special teams tackles.
- 4 miscellaneous fumble recoveries.
- Appeared in 1 postseason game with Seattle.

## 2022 (SEATTLE/MIAMI/DENVER):

- Played in 3 games with 1 start with Denver.
- Inactive for 1 game with Denver.
- 4 receptions for 74 yards (18.5 avg.) with Denver.
- Signed by Denver on Dec. 14.
- Played in 1 game with Miami.
- Spent the 1st part of the season on Miami's practice squad.
- Spent training camp and the offseason program with Seattle.

**AT L.A. CHARGERS (12/11):** Played 7 offensive snaps but did not record any stats.

- Made his Dolphins debut.

**VS. ARIZONA (12/18):** 1 reception for 9 yards.

- Started in his Broncos debut.

**VS. L.A. CHARGERS (1/8):** 2 receptions for 54 yards (27.0 avg.).

## 2021 (SEATTLE):

- Played in all 17 games with 8 starts.
- 25 receptions for 343 yards (13.7 avg.) and 4 TDs.
- 5 carries for 32 yards (6.4 avg.).
- 2 miscellaneous fumble recoveries.

**VS. TENNESSEE (9/19):** 5 receptions for 95 yards (19.0 avg.) and 1 TD; 1 carry for 5 yards.

- Caught a 68-yard TD pass from QB Russell Wilson to give Seattle a 2-score lead in the 4th quarter.

**AT WASHINGTON (11/29):** 1 reception for 32 yards and 1 TD.

- Caught a 32-yard TD pass from QB Russell Wilson with 15 seconds left to bring Seattle within 2 points pending a 2-point conversion.

**AT ARIZONA (1/9):** 1 reception for 25 yards and 1 TD.

- Scored on a 25-yard TD pass from QB Russell Wilson to tie the game near the end of the 3rd quarter.

## 2020 (SEATTLE):

- Played in all 16 games with 1 start.
- 13 receptions for 159 yards (12.2 avg.) and 2 TDs.
- 2 solo special teams tackle.
- 2 miscellaneous fumble recoveries.

**AT ATLANTA (9/13):** 1 reception for 17 yards.

- Made his NFL debut and caught his 1st NFL pass.

**VS. NEW ENGLAND (9/20):** 1 reception for 21 yards and 1 TD.

- Caught a 21-yard TD pass from QB Russell Wilson near the end of the 3rd quarter for his 1st career TD reception.

**VS. N.Y. JETS (12/13):** 2 receptions for 22 yards (11.0 avg.) and 1 TD.

- Scored on a 19-yard TD pass in the 1st quarter to give Seattle an early lead.

## POSTSEASON:

**NFC WILD CARD VS. L.A. RAMS (1/9):** 1 reception for 28 yards.

## BEFORE THE NFL

### COLLEGE (FLORIDA):

- 4-year letterman (2016-19) and 1-year starter.

**CAREER:** Played in 47 games with 10 starts; 68 receptions for 996 yards (14.6 avg.) and 15 TDs; 4 carries for 27 yards (6.8 avg.); 4 kickoff returns for 56 yards (14.0 avg.); 39 punt returns for 308 yards (7.9 avg.) and 1 TD.

**SENIOR (2019):** Played in 12 games with 6 starts; 38 receptions for 517 yards (13.6 avg.) and 7 TDs; 4 carries for 27 ards (6.8 avg.); 2 kickoff returns for 39 yards (19.5 avg.); 14 punt returns for 56 yards (4.0 avg.).

**JUNIOR (2018):** Played in 11 games; 14 receptions for 265 yards (18.9 avg.) and 5 TDs; 1 kickoff return for 6 yards; 22 punt returns for 224 yards (10.2 avg.) and 1 TD.

**SOPHOMORE (2017):** Played in all 11 games with 4 starts; 8 receptions for 96 yards (12.0 avg.) and 1 TD; 2 punt returns for 27 yards (13.5 avg.).

**TRUE FRESHMAN (2016):** Played in all 13 games; 8 receptions for 118 yards (14.8 avg.) and 2 TDs; 1 kickoff return for 11 yards; 1 punt return for 1 yard.

### HIGH SCHOOL (NORTH MARION HS – CITRA, FLA.)

**SENIOR (2015):** 43 receptions for 648 yards (15.1 avg.) and 7 TDs; 1 carry for 75 yards and 1 TD; 202 punt return yards.

- 3rd-team all-state.

**JUNIOR (2014):** 52 receptions for 841 yards (16.2 avg.) and 6 TDs.

- 2nd-team all-state.

**SOPHOMORE (2013):** 25 receptions for 581 yards (23.2 avg.) and 6 TDs.

## FREDDIE SWAIN'S NFL REGULAR SEASON STATS

YEAR	TEAM	GP	GS	RECEIVING					RUSHING				
				REC	YDS	AVG	LG	TD	ATT	YDS	AVG	LG	TD
2020	SEATTLE	16	1	13	159	12.2	23	2	0	0	0.0	0	0
2021	SEATTLE	17	8	25	343	13.7	68t	4	5	32	6.4	11	0
2022	MIAMI	1	0	0	0	0.0	-	0	0	0	0.0	-	0
	DENVER	3	1	4	74	18.5	52	0	0	0	0.0	-	0
<b>NFL TOTALS</b>		<b>37</b>	<b>10</b>	<b>42</b>	<b>576</b>	<b>13.7</b>	<b>68t</b>	<b>6</b>	<b>5</b>	<b>32</b>	<b>6.4</b>	<b>11</b>	<b>0</b>

## FREDDIE SWAIN'S NFL PLAYOFF STATS

YEAR	TEAM	GP	GS	RECEIVING					RUSHING				
				REC	YDS	AVG	LG	TD	ATT	YDS	AVG	LG	TD
2020	SEATTLE	1	0	1	28	28.0	28	0	0	0	0.0	0	0
<b>PLAYOFF TOTALS</b>		<b>1</b>	<b>0</b>	<b>1</b>	<b>28</b>	<b>28.0</b>	<b>28</b>	<b>0</b>	<b>0</b>	<b>0</b>	<b>0.0</b>	<b>0</b>	<b>0</b>

## ADDITIONAL STATS

Special Teams Tackles: (Seattle) 2 in 2020.

Miscellaneous Fumble Recoveries: (Seattle) 2 in 2020, 2 in 2021 for total of 4.

## SINGLE-GAME CAREER HIGHS

**Receptions:** 5 vs. Tennessee, 9/19/21  
**Receiving Yards:** 95 vs. Tennessee, 9/19/21  
**Longest Reception:** 68t vs. Tennessee, 9/19/21  
**Receiving TDs:** 1 6 times, last: at Arizona, 1/9/22

## 2020 GAME-BY-GAME STATS (SEATTLE)

DATE	OPPONENT	P/S	REC	YDS	AVG	LG	TD
09/13	at Atlanta	1/0	1	17	17.0	17	0
09/20	NEW ENGLAND	1/0	1	21	21.0	21t	1
09/27	DALLAS	1/0	1	13	13.0	13	0
10/04	at Miami	1/0	2	32	16.0	23	0
10/11	MINNESOTA	1/0	2	14	7.0	12	0
10/25	at Arizona	1/0	0	0	0.0	-	0
11/01	SAN FRANCISCO	1/1	0	0	0.0	-	0
11/08	at Buffalo	1/0	0	0	0.0	-	0
11/15	at L.A. Rams	1/0	3	37	12.3	21	0
11/19	ARIZONA	1/0	0	0	0.0	-	0
11/30	at Philadelphia	1/0	0	0	0.0	-	0
12/06	N.Y. GIANTS	1/0	0	0	0.0	-	0
12/13	N.Y. JETS	1/0	2	22	11.0	19t	1
12/20	at Washington	1/0	1	3	3.0	3	0
12/27	L.A. RAMS	1/0	0	0	0.0	-	0
01/03	at San Francisco	1/0	0	0	0.0	-	0
<b>2020 TOTALS</b>		<b>16/1</b>	<b>13</b>	<b>159</b>	<b>12.2</b>	<b>23</b>	<b>2</b>

DATE	OPPONENT	P/S	REC	YDS	AVG	LG	TD
01/09	L.A. RAMS*	1/0	1	28	28.0	28	0


\* NFC Wild Card game

## 2021 GAME-BY-GAME STATS (SEATTLE)

DATE	OPPONENT	P/S	REC	YDS	AVG	LG	TD
09/12	at Indianapolis	1/0	0	0	0.0	-	0
09/19	TENNESSEE	1/0	5	95	19.0	68t	1
09/26	at Minnesota	1/0	1	10	10.0	10	0
10/03	at San Francisco	1/1	3	20	6.7	13t	1
10/07	L.A. RAMS	1/1	1	9	9.0	9	0
10/17	at Pittsburgh	1/0	2	-4	-2.0	0	0
10/25	NEW ORLEANS	1/1	4	39	9.8	28	0
10/31	JACKSONVILLE	1/0	0	0	0.0	-	0
11/14	at Green Bay	1/0	0	0	0.0	-	0
11/21	ARIZONA	1/0	0	0	0.0	-	0
11/29	at Washington	1/0	1	32	32.0	32t	1
12/05	SAN FRANCISCO	1/1	3	18	6.0	7	0
12/12	at Houston	1/1	0	0	0.0	-	0
12/21	at L.A. Rams	1/1	1	25	25.0	25	0
12/26	CHICAGO	1/1	1	9	9.0	9	0
01/02	DETROIT	1/1	2	65	32.5	58	0
01/09	at Arizona	1/0	1	25	25.0	25t	1
<b>2021 TOTALS</b>		<b>17/8</b>	<b>25</b>	<b>343</b>	<b>13.7</b>	<b>68t</b>	<b>4</b>

## 2022 GAME-BY-GAME STATS (MIAMI/DENVER)

DATE	OPPONENT	P/S	REC	YDS	AVG	LG	TD
09/11	NEW ENGLAND						
09/18	at Baltimore						
09/25	BUFFALO						
09/29	at Cincinnati						
10/09	at N.Y. Jets						
10/16	MINNESOTA						
10/23	PITTSBURGH						
10/30	at Detroit						
11/06	at Chicago						
11/13	CLEVELAND						
11/27	HOUSTON						
12/04	at San Francisco						
11/27	L.A. CHARGERS	1/0	1	17	17.0	17	0
<b>MIAMI TOTALS</b>		<b>1/0</b>	<b>0</b>	<b>0</b>	<b>0.0</b>	<b>-</b>	<b>0</b>
12/18	ARIZONA	1/1	1	9	9.0	9	0
12/25	at L.A. Rams	1/0	1	11	11.0	11	0
01/01	at Kansas City						
01/08	L.A. CHARGERS	1/0	2	54	27.0	52	0
<b>DENVER TOTALS</b>		<b>4/1</b>	<b>4</b>	<b>74</b>	<b>18.5</b>	<b>52</b>	<b>0</b>
<b>2022 TOTALS</b>		<b>5/1</b>	<b>4</b>	<b>74</b>	<b>18.5</b>	<b>52</b>	<b>0</b>



# 1

## TUA TAGOVAILOA

QUARTERBACK // 6-1 // 227 // ALABAMA '20

ACQUIRED: D1A, '20

HOMETOWN: EWA BEACH, HAWAII // BORN: 3/2/98

NFL: FOURTH SEASON // DOLPHINS: FOURTH SEASON



## NFL CAREER

### TRANSACTIONS:

- 1st-round pick (5th overall) by Miami in the 2020 NFL Draft.

### CAREER HONORS:

- No. 82 on the NFL Network Top 100 list in 2023.
- 2022 Don Shula Leadership Award.
- 2022 Polynesian Offensive Player of the Year.
- FedEx Air NFL Player of the Week (vs. Cleveland, 11/13/22).
- FedEx Air NFL Player of the Week (at Chicago, 11/6/22).
- FedEx Air NFL Player of the Week (at Detroit, 10/30/22).
- AFC Offensive Player of the Week (at Baltimore, 9/18/22).
- FedEx Air NFL Player of the Week (at Baltimore, 9/18/22).

- Pepsi NFL Rookie of the Week (vs. Kansas City, 12/13/20).
- Pepsi NFL Rookie of the Week (vs. Cincinnati, 12/6/20).

## CAREER HIGHLIGHTS:

- Played in 36 career games with 34 starts.
- 708-of-1,078 passing (65.7 pct.) for 8,015 yards, 52 TDs and a QB rating of 95.0.
- 102 carries for 307 yards (3.0 avg.) and 6 TDs.
- 1 miscellaneous tackle.
- His 95.0 passer rating is the best in team history:

HIGHEST PASSER RATING IN DOLPHINS HISTORY (min. 250 att.)		
PLAYER	YRS	RATING
1. <b>TUA TAGOVAILOA</b>	<b>2020-22</b>	<b>95.0</b>
2. Chad Pennington	2008-10	94.5
3. Ryan Fitzpatrick	2019-20	89.0
4. Ryan Tannehill	2012-18	87.0
5. Dan Marino	1983-99	86.4

- His 65.7 completion percentage is 2nd-best in team history:

HIGHEST COMPLETION PERCENTAGE IN DOLPHINS HISTORY (min. 150 comp.)				
PLAYER	YRS	ATT	CMP	PCT.
1. Chad Pennington	2008-10	552	373	67.6
2. <b>TUA TAGOVAILOA</b>	<b>2020-22</b>	<b>1,078</b>	<b>708</b>	<b>65.7</b>
3. Ryan Fitzpatrick	2019-20	769	494	64.2
4. Ryan Tannehill	2012-18	2,911	1,829	62.8
5. Jay Cutler	2017	429	266	62.0

- His 2.13 interception rate is 3rd-lowest in team history:

LOWEST INTERCEPTION RATE IN DOLPHINS HISTORY (min. 250 att.)				
PLAYER	YRS	ATT	INT	INT%
1. Chad Pennington	2008-10	552	9	1.63
2. Cleo Lemon	2005-07	377	7	1.86
3. <b>TUA TAGOVAILOA</b>	<b>2020-22</b>	<b>1,078</b>	<b>23</b>	<b>2.13</b>
4. Ryan Tannehill	2012-18	2,911	75	2.58
5. Gus Frerotte	2005	494	13	2.63

- His seven 300-yard passing games are tied for the 4th-most in Dolphins history:

MOST 300-YARD PASSING GAMES IN DOLPHINS HISTORY		
PLAYER	YRS	300+ YD GAMES
1. Dan Marino	1983-99	63
2. Ryan Tannehill	2012-18	16
3. <b>TUA TAGOVAILOA</b>	<b>2020-22</b>	<b>7</b>
Ryan Fitzpatrick	2019-20	7
Chad Henne	2008-11	7

- His 96.3 career third-down passer rating is 8th-best in the NFL in the past decade:

NFL PASSER RATING LEADERS ON THIRD DOWN (SINCE 2013)		
PLAYER	TEAM	RATING
1. Patrick Mahomes	Kansas City	109.8
2. Joe Burrow	Cincinnati	103.0
3. Gardner Minshew	Philadelphia	100.8
4. Aaron Rodgers	Green Bay	100.7
5. Tom Brady	NE/TB	97.2
6. Drew Brees	New Orleans	96.9
7. Justin Herbert	L.A. Chargers	96.8
8. <b>TUA TAGOVAILOA</b>	<b>MIAMI</b>	<b>96.3</b>

- In 2022, he became the youngest NFL quarterback since 1984 (Dan Marino) to lead the league in passer rating:

NFL PASSER RATING LEADERS (2022)		
PLAYER	TEAM	RATING
1. <b>TUA TAGOVAILOA</b>	<b>MIAMI</b>	<b>105.5</b>
2. Patrick Mahomes	Kansas City	105.2
3. Jimmy Garoppolo	San Francisco	103.0
4. Jalen Hurts	Philadelphia	101.5

- His 112.2 red zone passer rating led the NFL in 2022:

NFL RED ZONE PASSER RATING LEADERS (2022)		
PLAYER	TEAM	RATING
1. <b>TUA TAGOVAILOA</b>	<b>MIAMI</b>	<b>112.2</b>
2. Andy Dalton	New Orleans	109.9
3. Ryan Tannehill	Tennessee	107.8
4. Dak Prescott	Dallas	106.0
5. Justin Fields	Chicago	105.7

- His 130.1 third-down passer rating led the NFL in 2022:

NFL THIRD-DOWN PASSER RATING LEADERS (2022)		
PLAYER	TEAM	RATING
1. <b>TUA TAGOVAILOA</b>	<b>MIAMI</b>	<b>130.1</b>
2. Jimmy Garoppolo	San Francisco	112.8
3. Joe Burrow	Cincinnati	112.2
4. Patrick Mahomes	Kansas City	105.8
5. Geno Smith	Seattle	104.6

- His 6 passing TDs on Sept. 18, 2022 at Baltimore were tied for the most in Dolphins history:

MOST PASSING TDs IN DOLPHINS HISTORY (SINGLE GAME)				
PLAYER	DATE, OPP	YDS	TDs	
1. <b>TUA TAGOVAILOA</b>	<b>9/18/22, AT BAL.</b>	<b>469</b>	<b>6</b>	
Dan Marino	9/21/86, at NYJ	448	6	
Bob Griese	11/24/77, at StL	207	6	
4. Dan Marino	Five times		5	

- His 469 passing yards on Sept. 18, 2022 at Baltimore were the 4th-most in Dolphins history:

MOST PASSING YARDS IN DOLPHINS HISTORY (SINGLE GAME)		
PLAYER	DATE, OPP	YDS
1. Dan Marino	10/23/88, vs. NYJ	521
2. Dan Marino	9/4/94, vs. NE	473
3. Dan Marino	12/2/84, vs. LAR	470
4. <b>TUA TAGOVAILOA</b>	<b>9/18/22, AT BAL.</b>	<b>469</b>
5. Dan Marino	10/1/95, at Cin.	450

- His 36 completions on Sept. 18, 2022 at Baltimore were the 4th-most in Dolphins history:

MOST COMPLETIONS IN DOLPHINS HISTORY (SINGLE GAME)		
PLAYER	DATE, OPP	COMP.
1. Dan Marino	11/16/86, at Buf.	39
2. Dan Marino	11/23/97, at NE	38
3. <b>TUA TAGOVAILOA</b>	<b>9/18/22, AT BAL.</b>	<b>36</b>
4.	Six times	35

- Became 3rd rookie QB in Super Bowl era (Dak Prescott and Kyle Allen) to not throw an interception in his 1st 5 career starts (min. 100 att.).

- Became the 1st Dolphins rookie QB in team history to win each of his 1st 3 starts.

- Did not throw an interception in 5 consecutive starts (Games 7-10, 12 of the 2020 season), trying the franchise record (Jay Fiedler) for most consecutive starts without an interception.
- Joined QB Carson Wentz (Philadelphia) as only rookie QBs in the Super Bowl era to win each of his 1st 3 NFL starts and not throw an interception.
- His 64.1 completion percentage in 2020 was the best by a rookie in team history:

HIGHEST COMPLETION PERCENTAGE BY A ROOKIE IN DOLPHINS HISTORY (min. 75 comp.)				
PLAYER	YRS	ATT	CMP	PCT.
1. TUA TAGOVAILOA	2020	290	186	64.1
2. Dan Marino	1983	296	173	58.4
3. Ryan Tannehill	2012	484	282	58.3
4. David Woodley	1980	327	176	53.8

- His 87.1 passer rating in 2020 was the 2nd-best by a rookie in team history behind only Hall of Famer Dan Marino:

HIGHEST PASSER RATING BY A ROOKIE IN DOLPHINS HISTORY (min. 150 att.)		
PLAYER	YRS	RATING
1. Dan Marino	1983	96.0
2. TUA TAGOVAILOA	2020	87.1
3. Ryan Tannehill	2012	76.1

- Served as a team captain in 2022.

## 2023 (MIAMI):

### HONORS:

- No. 82 on the NFL Network Top 100 list.

## 2022 (MIAMI):

- Started 13 games.
- Inactive for 4 games.
- 259-of-400 passing (64.8 pct.) for 3,548 yards, 25 TDs and a QB rating of 105.5.
- 24 carries for 70 yards (2.9 avg.).
- Led the NFL in passer rating (105.5), red zone passer rating (112.2) and third-down passer rating (130.1).
- Became the youngest NFL quarterback since 1984 (Dan Marino) to lead the NFL in passer rating.
- Served as a team captain.

- AT BALTIMORE (9/18):** 36-of-50 passing (72.0 pct.) for 469 yards, 6 TDs and a QB rating of 124.1; 1 carry for 1 yard.
- Led the largest fourth-quarter comeback (21 points) and road comeback in franchise history.
  - Connected on TD passes of 48 and 60 yards to WR Tyreek Hill in the second half.
  - Found WR Jaylen Waddle for a 7-yard TD with 14 seconds left to win the game.
  - His 6 passing TDs tied a franchise record with Hall of Fame QBs Dan Marino and Bob Griese.
  - His 4 passing TDs in the 4th quarter were a Dolphins record.
  - His 461 passing yards were the 4th-most in a game in team history and most by anyone not named QB Dan Marino.
  - His 36 completions were the 3rd-most in a game in Dolphins annals.

- Became the 2nd-youngest NFL player since 1950 (Patrick Mahomes) to throw for 450+ yards and 6+ TDs in a game.

**AT DETROIT (10/30):** 29-of-36 passing (80.6 pct.) for 382 yards, 3 TDs and a QB rating of 138.7; 5 carries for 19 yards (3.8 avg.).

- Completed TD passes to WR Jaylen Waddle twice (5 and 29 yards) and TE Mike Gesicki (11 yards) in the win.
- Threw for 300 yards for the 2nd time in the season.
- Had 253 passing yards and a 144.7 passer rating in the 1st half.
- Surpassed QB David Woodley (5,928) for sixth place in the team's all-time passing yards chart.

**AT CHICAGO (11/6):** 21-of-30 passing (70.0 pct.) for 302 yards, 3 TDs and a QB rating of 135.7.

- Became the first QB in franchise history to post back-to-back games with 300+ yards passing, 3+ passing TDs and 0 interceptions.
- Completed a 3-yard TD pass to WR Tyreek Hill in the 2nd quarter.
- Threw 2 TD passes in the 3rd quarter – 1 to WR Jaylen Waddle (18 yards) and 1 to RB Jeff Wilson Jr. (10 yards).

### POSTSEASON:

**AFC WILD CARD AT BUFFALO (1/15):** Inactive.

### HONORS:

- Don Shula Leadership Award
- Polynesian Pro Football Offensive Player of the Year.
- FedEx Air NFL Player of the Week (vs. Cleveland, 11/13).
- FedEx Air NFL Player of the Week (at Chicago, 11/6).
- FedEx Air NFL Player of the Week (at Detroit, 10/30).
- AFC Offensive Player of the Week (at Baltimore, 9/18).
- FedEx Air NFL Player of the Week (at Baltimore, 9/18).

## 2021 (MIAMI):

- Played in 13 games with 12 starts.
- Dressed but did not play in 1 game.
- Missed 3 games after being placed on injured reserve on Sept. 25 and activated on Oct. 16.
- 263-of-388 passing (67.8 pct.) for 2,653 yards, 16 TDs and a QB rating of 90.1.
- 42 carries for 128 yards (3.0 avg.) and 3 TDs.
- 1 assisted miscellaneous tackle.
- 2 miscellaneous fumble recoveries.

**AT JACKSONVILLE IN LONDON (10/17):** 33-of-47 passing (70.2 pct.) for 329 yards, 2 TDs and a QB rating of 95.1; 3 carries for 22 yards (7.3 avg.).

- Completed a 6-yard TD pass to WR Jaylen Waddle in the 1st quarter to give Miami a 7-0 lead.
- Completed a 2-yard TD pass to WR Jaylen Waddle in the 4th quarter.

**VS. ATLANTA (10/24):** 32-of-40 passing (80.0 pct.) for 291 yards, 4 TDs and a QB rating of 109.5.

- Completed a 10-yard TD pass to WR Isaiah Ford in the 1st quarter to give Miami a 7-0 lead.



- Completed a 6-yard TD pass to TE Mike Gesicki in the 3rd quarter.
- Completed a 7-yard TD pass to RB Myles Gaskin in the 4th quarter.
- Completed a 4-yard TD pass to WR Mack Hollins in the 4th quarter to give Miami a 28-27 lead.

**VS. BALTIMORE (11/11):** 8-of-13 passing (61.5 pct.) for 158 yards for a QB rating of 104.0; 3 carries for 0 yards and 1 TD.

- Scored on a 1-yard TD run in the 4th quarter to extend Miami's lead to 22-10.

**AT N.Y. JETS (11/21):** 27-of-33 passing (81.8 pct.) for 273 yards and 2 TDs for a QB rating of 108.7; 3 carries for 6 yards (2.0 avg.).

- Completed a 65-yard TD pass to WR Mack Hollins in the 3rd quarter to give Miami a 14-7 lead.
- Completed a 5-yard TD pass to RB Myles Gaskin in the 4th quarter to give Miami a 21-14 lead.

## 2020 (MIAMI):

- Played in 10 games with 9 starts.
- Inactive for 1 game.
- Dressed but did not play in 5 games.
- 186-of-290 passing (64.1 pct.) for 1,814 yards, 11 TDs and a QB rating of 87.1.
- 36 carries for 109 yards (3.0 avg.) and 3 TDs.
- 1 miscellaneous tackle.

**VS. N.Y. JETS (10/18):** 2-of-2 passing (100.0 pct.) for 9 yards for a QB rating of 85.4.

- Made his NFL and Dolphins debut.
- Became the 4th left-handed QB to throw a pass for the Dolphins, joining Jim Del Gaizo, Scott Mitchell and Pat White.

**AT ARIZONA (11/8):** 20-of-28 passing (71.4 pct.) for 248 yards, 2 TDs and a QB rating of 122.3; 7 carries for 35 yards (5.0 avg.).

- Completed a 9-yard TD pass to WR Preston Williams to extend Miami's lead to 21-14.
- Completed an 11-yard TD pass to WR Mack Hollins in the 4th quarter to even the score 31-31.
- Trailing by 7 entering the 4th quarter, completed 6-of-8 (75.0 pct.) passes for 67 yards and 1 TD in final frame to lead come-from-behind win.
- Became the 1st Dolphins player to have a game-winning drive in the 4th quarter or OT within his 1st 2 NFL starts since Chad Henne in 2009.
- It was the 1st 4th-quarter comeback of his career.

**VS. KANSAS CITY (12/13):** 28-of-48 passing (58.3 pct.) for 316 yards, 2 TDs and a QB rating for 83.3; 6 carries for 24 yards (4.0 avg.) and 1 TD.

- Completed a 7-yard TD pass to TE Mike Gesicki to give Miami a 7-0 lead.
- Completed a 29-yard TD pass to TE Mike Gesicki in the 4th quarter.
- Scored on a 1-yard TD run in the 4th quarter.
- Posted the 1st 300-yard passing game of his career.

**VS. NEW ENGLAND (12/20):** 20-of-26 passing (76.9 pct.) for 145 yards and a QB rating of 73.4; 3 carries for 9 yards (3.0 avg.) and 2 TDs.

- Scored on a 3-yard TD run in the 4th quarter to give Miami a 15-12 lead.
- Scored on a 1-yard TD run in the 4th quarter to extend Miami's lead to 22-12.

- Became the 5th QB in Dolphins history to have 2 rushing TDs in the same game and 1st since QB Cleo Lemon on 10/14/07 at Cleveland.

## HONORS:

- Pepsi NFL Rookie of the Week (vs. Kansas City, 12/13).
- Pepsi NFL Rookie of the Week (vs. Cincinnati, 12/6).

## BEFORE THE NFL

### COLLEGE (ALABAMA):

- 3-year letterman (2017-19) and 2-year starter.

**CAREER:** Played in 33 career games with 24 starts; 474-of-684 passing (69.3 pct.) for 7,442 yards and 87 TDs; 107 carries for 340 yards (3.2 avg.) and 9 TDs.

- His 87 career passing TDs set a school record.
- His 7,442 career passing yards ranked 3rd in school history.

**JUNIOR (2019):** Started 9 games; 180-of-252 passing (71.4 pct.) for 2,840 yards and 33 TDs; 23 carries for 17 yards (0.7 avg.) and 2 TDs.

- Co-Polynesian Player of the Year.
- Won the Bobby Bowden Award (Division I player who epitomizes a student-athlete from a faith perspective).
- 2nd-team All-SEC.

**SOPHOMORE (2018):** Started all 15 games; 245-of-355 passing (69.0 avg.) for 3,966 yards and 43 TDs; 57 carries for 190 yards (3.3 avg.) and 5 TDs.

- His 43 TD passes were a single-season school record.
- His 3,966 passing yards were a single-season school record.

**SOPHOMORE (2018):** Started all 15 games; 245-of-355 passing (69.0 avg.) for 3,966 yards and 43 TDs; 57 carries for 190 yards (3.3 avg.) and 5 TDs.

- His 48 total TDs led the SEC and ranked 2nd nationally.
- Consensus All-American.
- Walter Camp Player of the Year.
- Won the Maxwell Award (nation's top all-around player).
- Sporting News National Player of the Year.
- SEC Offensive Player of the Year.
- 1st-team All-SEC.
- Finalist for the Davey O'Brien Award (best quarterback).

**TRUE FRESHMAN (2017):** Played in 9 games; 49-of-77 passing (63.6 pct.) and 11 TDs; 27 carries for 133 yards (4.9 avg.) and 2 TDs.

- Entered the game in the 2nd half and helped team erase 13-0 to win the College Football Playoff National Championship.
- College Football Playoff National Championship Offensive MVP.

## HIGH SCHOOL (SAINT LOUIS SCHOOL - HONOLULU, HAWAII)

**CAREER:** 8,158 passing yards and 84 TDs; 1,727 rushing yards and 27 TDs.

- His 8,158 passing yards were a new Hawaii high school record.

**SENIOR (2016):** 3,932 passing yards and 43 TDs.

- Hawaii Gatorade Player of the Year.
- Won a state championship.

## OFF THE FIELD

### COMMUNITY:

#### 2023:

- Hosted 2nd annual "Luau with Tua" in South Florida, benefitting Special Olympics and the Jason Taylor Foundation.

#### 2022:

- Hosted 1st annual "Luau with Tua" in South Florida, which raised more than \$50,000 for Big Brothers Big Sisters of Miami-Dade and Broward counties.

#### 2021:

- Volunteered at the Miami Dolphins holiday event to spend time with and provide dinner and

children's gifts for South Florida families.

- In 2021, established the Tua Foundation, dedicated to the support of youth initiatives, health and wellness and other charitable causes.

#### 2020:

- In 2020, established a \$300,000 permanent scholarship endowment at his high school alma mater, Saint Louis School in Honolulu, Hawaii.

### PERSONAL:

- PRONUNCIATION:** Name is pronounced TOO-uh TUNG-oh-vai-LOA.
- MAJOR:** Communication studies.

### TUA TAGOVALLOA'S NFL REGULAR SEASON PASSING STATS

YEAR	TEAM	GP	GS	ATT	CMP	PCT	YDS	Y/A	TD	INT	LG	SK/YDS	RATE
2020	MIAMI	10	9	290	186	64.1	1814	6.3	11	5	35	20/136	87.1
2021	MIAMI	13	12	388	263	67.8	2653	6.8	16	10	65t	20/152	90.1
2022	MIAMI	13	13	400	259	64.8	3548	8.9	25	8	84t	21/163	105.5
<b>NFL TOTALS</b>		<b>36</b>	<b>34</b>	<b>1078</b>	<b>708</b>	<b>65.7</b>	<b>8015</b>	<b>7.4</b>	<b>52</b>	<b>23</b>	<b>84t</b>	<b>61/451</b>	<b>95.0</b>

### TUA TAGOVALLOA'S NFL REGULAR SEASON RUSHING/RECEIVING STATS

YEAR	TEAM	GP	GS	RUSHING				RECEIVING					
				ATT	YDS	AVG	LG	TD	REC	YDS	AVG	LG	TD
2020	MIAMI	10	9	36	109	3.0	17	3	0	0	0.0	-	0
2021	MIAMI	13	12	42	128	3.0	23	3	0	0	0.0	-	0
2022	MIAMI	13	13	24	70	2.9	18	0	0	0	0.0	-	0
<b>NFL TOTALS</b>		<b>36</b>	<b>34</b>	<b>102</b>	<b>307</b>	<b>3.0</b>	<b>23</b>	<b>6</b>	<b>0</b>	<b>0</b>	<b>0.0</b>	<b>-</b>	<b>0</b>

### ADDITIONAL STATS

Miscellaneous Tackles: 1 in 2020, 1 in 2021 for total of 2.

Miscellaneous Fumble Recoveries: 2 in 2021, 1 in 2022 for total of 3.

Career Regular Season Record As A Starter: 6-3 in 2020, 7-5 in 2021, 8-5 in 2022 for total of 21-13.

### SINGLE-GAME CAREER HIGHS

Pass Attempts:	58	at Buffalo, 1/3/21
Completions:	36	at Baltimore, 9/18/22
Passing Yards:	469	at Baltimore, 9/18/22
TD Passes:	6	at Baltimore, 9/18/22
Longest Pass:	84t	vs. Green Bay, 12/25/22
Completion Pct. (min. 20 att.):	87.1	vs. Carolina, 11/28/21
Passer Rating:	138.7	at Detroit, 10/30/22
Rush Attempts:	7	at Arizona, 11/8/20
Rushing Yards:	35	at Arizona, 11/8/20
Longest Run:	23	vs. New England, 1/9/22
Rushing TDs:	2	vs. New England, 12/20/20

### TAGOVALLOA'S 4TH QUARTER COMEBACK VICTORIES (4)

DATE	OPP	4Q DEFICIT	4Q/OT STATS	FINAL SCORE
1. 11/8/20	at Ari.	24-31	8-6-67-1-0	34-31
2. 12/20/20	vs. NE	7-9	5-5-28-0-0	22-12
3. 9/18/22	at Bal.	14-35	17-13-199-4-0	42-38
4. 9/25/22	vs. Buf.	14-17	3-2-77-0-0	21-19

### TAGOVALLOA'S GAME-WINNING DRIVES (6)

DATE	OPP	GW SCORE	TIME LEFT	FINAL SCORE
1. 11/8/20	at Ari.	Sanders 50-yd FG	3:30	34-31
2. 12/20/20	vs. NE	Tagovailoa 3-yd rush	12:55	22-12
3. 11/21/21	at NYJ	Gaskin 5-yard rec	10:15	24-17
4. 12/19/21	vs. NYJ	Parker 11-yard rec	3:37	31-24
5. 9/18/22	at Bal.	Waddle 7-yard rec	0:14	42-38
6. 9/25/22	vs. Buf.	Edmonds 3-yard rush	10:05	21-19

\* denotes GWD was in overtime

### 300-YARD PASSING GAMES (7)

DATE	OPP	ATT	CMP	PCT	YDS	TD	INT	LG	RATE
12/13/20	vs. KC	48	28	58.3	316	2	1	29t	83.3
1/3/21	at Buf.	58	35	60.3	361	1	3	31	62.5
10/17/21	at Jax.	47	33	70.2	329	2	1	32	95.1
9/18/22	at Bal.	50	36	72.0	469	6	2	60t	124.1
10/30/22	at Det.	36	29	80.6	382	3	0	42	138.7
11/6/22	at Chi.	30	21	70.0	302	3	0	39	135.7
12/25/22	vs. GB	25	16	64.0	310	1	3	84t	80.8

## 2020 GAME-BY-GAME STATS (MIAMI)

DATE	OPPONENT	P/S	ATT	CMP	PCT	YDS	TD	INT	LG	SK/YDS
09/13	at New England					DID NOT PLAY				
09/20	BUFFALO					DID NOT PLAY				
09/24	at Jacksonville					DID NOT PLAY				
10/04	SEATTLE					DID NOT PLAY				
10/11	at San Francisco					DID NOT PLAY				
10/18	N.Y. JETS	1/0			100.0	9	0	0	7	0/0
11/01	L.A. RAMS	1/1	22	12	54.5	93	1	0	15	1/3
11/08	at Arizona	1/1	28	20	71.4	248	2	0	35	3/27
11/15	N.Y. JETS	1/1	25	15	60.0	169	2	0	23	0/0
11/22	at Denver	1/1	20	11	55.0	83	1	0	13	6/33
11/29	at N.Y. Jets					INACTIVE				
12/06	CINCINNATI	1/1	39	26	66.7	296	1	0	35	0/0
12/13	KANSAS CITY	1/1	48	28	58.3	316	2	1	29t	4/29
12/20	NEW ENGLAND	1/1	26	20	76.9	145	0	1	15	2/12
12/26	at Las Vegas	1/1	22	17	77.3	94	1	0	14	3/23
01/03	at Buffalo	1/1	58	35	60.3	361	1	3	31	1/9
<b>2020 TOTALS</b>		<b>10/9</b>	<b>290</b>	<b>186</b>	<b>64.1</b>	<b>1,814</b>	<b>11</b>	<b>5</b>	<b>35</b>	<b>20/136</b>

## 2021 GAME-BY-GAME STATS (MIAMI)

DATE	OPPONENT	P/S	ATT	CMP	PCT	YDS	TD	INT	LG	SK/YDS
09/12	at New England	1/1	27	16	59.3	202	1	1	36	2/17
09/19	BUFFALO	1/1	4	1	25.0	13	0	0	13	2/13
09/26	at Las Vegas					INJURED RESERVE				
10/03	INDIANAPOLIS					INJURED RESERVE				
10/10	at Tampa Bay					INJURED RESERVE				
10/17	at Jacksonville	1/1	47	33	70.2	329	2	1	32	0/0
10/24	ATLANTA	1/1	40	32	80.0	291	4	2	27	1/10
10/31	at Buffalo	1/1	39	21	53.8	205	0	1	40	2/11
11/07	HOUSTON					DID NOT PLAY				
11/11	BALTIMORE	1/0	13	8	61.5	158	0	0	64	1/6
11/21	at N.Y. Jets	1/1	33	27	81.8	273	2	1	65t	0/0
11/28	CAROLINA	1/1	31	27	87.1	230	1	0	57	2/26
12/05	N.Y. GIANTS	1/1	41	30	73.2	244	2	0	25	2/15
12/19	N.Y. JETS	1/1	27	16	59.3	196	2	2	37	1/0
12/27	at New Orleans	1/1	26	19	73.1	198	1	1	40	2/25
01/02	at Tennessee	1/1	38	18	47.4	205	0	1	45	4/23
01/09	NEW ENGLAND	1/1	22	15	68.2	109	1	0	17	1/6
<b>2021 TOTALS</b>		<b>13/12</b>	<b>388</b>	<b>263</b>	<b>67.8</b>	<b>2653</b>	<b>16</b>	<b>10</b>	<b>65t</b>	<b>20/152</b>

## 2022 GAME-BY-GAME STATS (MIAMI)

DATE	OPPONENT	P/S	ATT	CMP	PCT	YDS	TD	INT	LG	SK/YDS
09/11	NEW ENGLAND	1/1	33	23	69.7	270	1	0	42t	3/28
09/18	at Baltimore	1/1	50	36	72.0	469	6	2	60t	1/8
09/25	BUFFALO	1/1	18	13	72.2	186	1	0	45	1/7
09/29	at Cincinnati	1/1	14	8	57.1	110	0	1	26	1/10
10/09	at N.Y. Jets					INACTIVE				
10/16	MINNESOTA					INACTIVE				
10/23	PITTSBURGH	1/1	35	21	60.0	261	1	0	32	0/0
10/30	at Detroit	1/1	36	29	80.6	382	3	0	42	2/13
11/06	at Chicago	1/1	30	21	70.0	302	3	0	39	0/0
11/13	CLEVELAND	1/1	32	25	78.1	285	3	0	29	0/0
11/27	HOUSTON	1/1	36	22	61.1	299	1	0	34	4/26
12/04	at San Francisco	1/1	33	18	54.5	295	2	2	75t	3/20
12/11	at L.A. Chargers	1/1	28	10	35.7	145	1	0	60t	2/18
12/17	at Buffalo	1/1	30	17	56.7	234	2	0	67t	2/17
12/25	GREEN BAY	1/1	25	16	64.0	310	1	3	84t	2/16
01/01	at New England					INACTIVE				
01/08	N.Y. JETS					INACTIVE				
<b>2022 TOTALS</b>		<b>13/13</b>	<b>400</b>	<b>259</b>	<b>64.8</b>	<b>3548</b>	<b>25</b>	<b>8</b>	<b>84t</b>	<b>61/451</b>
DATE	OPPONENT	P/S	ATT	CMP	PCT	YDS	TD	INT	LG	SK/YDS
01/15	at Buffalo*					INACTIVE				

\* AFC Wild Card game



# 42

## BRYCE THOMPSON

CORNERBACK // 5-11 // 190 // TENNESSEE '21  
 ACQUIRED: FA, '23  
 HOMETOWN: IRMO, S.C. // BORN: 9/20/99  
 NFL: SECOND SEASON // DOLPHINS: FIRST SEASON

### NFL CAREER

#### TRANSACTIONS:

- Signed by Miami on May 16, 2023.
- Waived by New Orleans on Nov. 21, 2022.
- Signed to New Orleans' active roster on Nov. 19, 2022.
- Signed to New Orleans' practice squad on Nov. 3, 2022.
- Waived by New Orleans on Nov. 1, 2022.
- Signed to New Orleans' active roster on Oct. 8, 2022.
- Signed to New Orleans' practice squad on Oct. 5, 2022.
- Waived by New Orleans on Aug. 15, 2022.
- Signed to New Orleans' practice squad on Oct. 5, 2021.
- Waived by New Orleans on Sept. 1, 2021.
- Signed by New Orleans as an undrafted college free agent on May 14, 2021.

#### CAREER HIGHLIGHTS:

- Played in 8 career games.
- 2 assisted special teams tackles.

#### 2023 (SEATTLE-XFL/MIAMI):

- Signed by Miami on May 16.
- Played in 10 games with 9 starts with Seattle of the XFL.
- 34 tackles (21 solo), 0.5 sack and 2 interceptions with Seattle.

#### 2022 (NEW ORLEANS):

- Played in 6 games.
- Spent most of the season on New Orleans' practice squad.
- 2 assisted special teams tackles.

**VS. CINCINNATI (10/16):** 2 assisted special teams tackles.

#### 2021 (NEW ORLEANS):

- Played in 2 games.
- Spent most of the season on New Orleans' practice squad.

**VS. MIAMI (12/27):** Played 14 snaps on special teams but did not record any stats.

- Made his NFL debut.

### BEFORE THE NFL

#### COLLEGE (TENNESSEE):

- 3-year starter (2018-20).

**CAREER:** Played in 32 games with 28 starts; 102 tackles (73 solo), 2.0 sacks, 8 interceptions, 19 passes defended, 2 forced fumbles and 1 fumble recovery; 1 interception returned for a TD; 5 kickoff returns for 96 yards (19.2 avg.).

**JUNIOR (2020):** Played in all 10 games with 8 starts; 36 tackles (27 solo), 2 interceptions, 4 passes defended, 1 forced fumble and 1 fumble recovery; 1 interception returned for a TD; 1 kickoff return for -4 yards.

**SOPHOMORE (2019):** Started 10 games; 32 tackles (22 solo), 1.0 sack, 3 interceptions and 5 passes defended.

**TRUE FRESHMAN (2018):** Played in all 12 games with 10 starts; 34 tackles (24 solo), 1.0 sack, 3 interceptions, 10 passes defended and 1 forced fumble; 4 kickoff returns for 100 yards (25.0 avg.).

- Freshman All-American.
- SEC All-Freshman team.

#### HIGH SCHOOL (DUTCH FORK HS - IRMO, S.C.)

- Played primarily running back.

**SENIOR (2017):** 1,369 rushing yards and 29 TDs.

- 1st-team all-state.

### OFF THE FIELD

#### PERSONAL:


- **MAJOR:** Sports management.

### BRYCE THOMPSON'S NFL REGULAR SEASON STATS

YEAR	TEAM	GP	GS	TACKLES					INTERCEPTIONS					FUMBLES		
				TOT	SOLO	ASST	SK	YDS	INT	YDS	LG	TD	PD	FF	FR	
2021	NEW ORLEANS	2	0	0	0	0	0.0	0.0	0	0	0	0	0	0	0	0
2022	NEW ORLEANS	6	0	0	0	0	0.0	0.0	0	0	0	0	0	0	0	0
<b>NFL TOTALS</b>		<b>8</b>	<b>0</b>	<b>0</b>	<b>0</b>	<b>0</b>	<b>0.0</b>	<b>0.0</b>	<b>0</b>	<b>0</b>	<b>0</b>	<b>0</b>	<b>0</b>	<b>0</b>	<b>0</b>	<b>0</b>

## ADDITIONAL STATS

Special Teams Tackles: 2 in 2022.



# 19

## SKYLAR THOMPSON

QUARTERBACK // 6-2 // 219 // KANSAS STATE '22

ACQUIRED: D7B, '22

HOMETOWN: INDEPENDENCE, MO. // BORN: 6/4/97

NFL: SECOND SEASON // DOLPHINS: SECOND SEASON

### NFL CAREER

#### TRANSACTIONS:

- 7th-round pick (247th overall) by Miami in the 2022 NFL Draft.

#### CAREER HIGHLIGHTS:

- Played in 7 career games with 2 starts.
- 60-of-105 passing (57.1 pct.) for 534 yards, 1 TD and a QB rating of 62.2.
- 14 carries for 21 yards (1.5 avg.).
- 1 miscellaneous fumble recovery.
- Started 1 postseason game.

#### 2022 (MIAMI):

- Played in 7 games with 2 starts.
- Inactive for 7 games.
- Dressed but did not play 3 games.
- 60-of-105 passing (57.1 pct.) for 534 yards, 1 TD and a QB rating of 62.2.
- 14 carries for 21 yards (1.5 avg.).
- 1 miscellaneous fumble recovery.

**AT N.Y. JETS (10/9):** 19-of-33 passing (57.6 pct.) for 166 yards and a QB rating of 58.4.

- Made his NFL debut.

**VS. MINNESOTA (10/16):** 7-of-13 passing (53.8 pct.) for 89 yards and a QB rating of 75.5.

- Made his 1st NFL start.
- Became 1st Dolphins rookie QB drafted in the 7th round or later to start a game since 1980 (David Woodley).

**AT NEW ENGLAND (1/1):** 12-of-21 passing (57.1 pct.) for 104 yards, 1 TD and a QB rating of 66.4.

- Completed a 4-yard pass to TE Mike Gesicki in the 4th quarter for his 1st career TD pass.

**VS. N.Y. JETS (1/8):** 20-of-31 passing (64.5 pct.) for 152 yards and a QB rating of 76.3.

- Won his 1st NFL start with a 4th quarter game-winning drive that secured the team's 1st playoff berth since 2016.

#### POSTSEASON:

**AFC WILD CARD AT BUFFALO (1/15):** 18-of-45 passing (40.0 pct.) for 220 yards, 1 TD and a QB rating of 44.7.

- Became the second-lowest drafted rookie in NFL history to start a playoff game.

- Became the 2nd Dolphins rookie to start a playoff game at QB, joining Dan Marino in 1983.

### BEFORE THE NFL

#### COLLEGE (KANSAS STATE):

- 5-year letterman (2017-21) and 4-year starter.

**CAREER:** Played in 45 games with 40 starts; 552-of-885 passing (62.4 pct.) for 7,134 yards and 42 TDs; 354 carries for 1,087 yards (3.1 avg.) and 26 TDs.

- Is the only player in Kansas State history with over 6,000 passing yards and 1,000 rushing yards in his career.

**GRADUATE (2021):** Started 10 games; 162-of-233 passing (69.5 pct.) for 2,113 yards and 12 TDs; 47 carries for 4 yards (0.1 avg.) and 4 TDs.

**SENIOR (2020):** Started 3 games; 40-of-64 passing (62.5 pct.) for 626 yards and 4 TDs; 19 carries for 38 yards (2.0 avg.) and 3 TDs.

**JUNIOR (2019):** Started all 13 games; 177-of-297 passing (59.6 pct.) for 2,315 yards and 12 TDs; 114 carries for 405 yards (3.6 avg.) and 11 TDs.

- Big-12 honorable mention.

**SOPHOMORE (2018):** Played in 11 games with 10 starts; 122-of-208 passing (58.7 pct.) for 1,391 yards and 9 TDs; 105 carries for 373 yards (3.6 avg.) and 5 TDs.

**REDSHIRT FRESHMAN (2017):** Played in 8 games with 4 starts; 51-of-83 passing (61.4 pct.) for 689 yards and 5 TDs; 69 carries for 267 yards (3.9 avg.) and 3 TDs.

- Honorable mention Big-12 Offensive Freshman of the Year.

- Redshirted in 2016.

#### HIGH SCHOOL (FORT OSAGE HS – INDEPENDENCE, MO.)

- Also was an all-state basketball player.

**SENIOR (2015):** 138-of-204 passing (67.7 pct.) for 2,112 yards and 25 TDs; 188 carries for 1,092 yards (5.8 avg.) and 19 TDs.

- Led team to a 13-1 record and Missouri state championship.

- Missouri Gatorade Player of the Year.

- Simone Award winner.
- 1st-team all-state.

**JUNIOR (2014):** 2,385 passing yards and 24 TDs; 461 rushing yards and 9 TDs.

- 1st-team all-state.

**PERSONAL:**

- **MAJOR:** Business management with a minor in leadership studies.

**OFF THE FIELD**

**COMMUNITY:**

- Started the “Thompson Family Cancer Research Fund” in memory of his late mother, Teresa Lynn Thompson, and late grandfather, John Walter Thompson.

**SKYLAR THOMPSON'S NFL REGULAR SEASON PASSING STATS**

YEAR	TEAM	GP	GS	ATT	CMP	PCT	YDS	Y/A	TD	INT	LG	SK/YDS	RATE
2022	MIAMI	7	2	105	60	57.1	534	5.1	1	3	32	6/40	62.2
<b>NFL TOTALS</b>		<b>7</b>	<b>2</b>	<b>105</b>	<b>60</b>	<b>57.1</b>	<b>534</b>	<b>5.1</b>	<b>1</b>	<b>3</b>	<b>32</b>	<b>6/40</b>	<b>62.2</b>

**SKYLAR THOMPSON'S NFL PLAYOFF PASSING STATS**

YEAR	TEAM	GP	GS	ATT	CMP	PCT	YDS	Y/A	TD	INT	LG	SK/YDS	RATE
2022	MIAMI	1	1	45	18	40.0	220	4.9	1	2	25	4/31	44.7
<b>PLAYOFF TOTALS</b>		<b>1</b>	<b>1</b>	<b>45</b>	<b>18</b>	<b>40.0</b>	<b>220</b>	<b>4.9</b>	<b>1</b>	<b>2</b>	<b>25</b>	<b>4/31</b>	<b>44.7</b>

**SKYLAR THOMPSON'S NFL REGULAR SEASON RUSHING/RECEIVING STATS**

YEAR	TEAM	GP	GS	RUSHING					RECEIVING				
				ATT	YDS	AVG	LG	TD	REC	YDS	AVG	LG	TD
2022	MIAMI	7	2	14	21	1.5	9	0	0	0	0.0	-	0
<b>NFL TOTALS</b>		<b>7</b>	<b>2</b>	<b>14</b>	<b>21</b>	<b>1.5</b>	<b>9</b>	<b>0</b>	<b>0</b>	<b>0</b>	<b>0.0</b>	<b>-</b>	<b>0</b>

**SKYLAR THOMPSON'S NFL PLAYOFF RUSHING/RECEIVING STATS**

YEAR	TEAM	GP	GS	RUSHING					RECEIVING				
				ATT	YDS	AVG	LG	TD	REC	YDS	AVG	LG	TD
2022	MIAMI	1	1	2	3	1.5	2	0	0	0	0.0	-	0
<b>PLAYOFF TOTALS</b>		<b>1</b>	<b>1</b>	<b>2</b>	<b>3</b>	<b>1.5</b>	<b>2</b>	<b>0</b>	<b>0</b>	<b>0</b>	<b>0.0</b>	<b>-</b>	<b>0</b>

**ADDITIONAL STATS**

**Career Regular Season Record As A Starter:** 1-1 in 2022 (P-0-1 in 2022).

**Miscellaneous Fumble Recoveries:** 1 in 2022.

**THOMPSON'S GAME-WINNING DRIVES (1)**

DATE	OPP	GW SCORE	TIME LEFT	FINAL SCORE
1. 1/8/23	vs. NYJ	Sanders 50-yd FG	0:18	11-6

**2022 GAME-BY-GAME STATS (MIAMI)**

DATE	OPPONENT	P/S	ATT	CMP	PCT	YDS	TD	INT	LG	SK/YDS
09/11	NEW ENGLAND									
09/18	at Baltimore									
09/25	BUFFALO									
09/29	at Cincinnati									
10/09	at N.Y. Jets	1/0	33	19	57.6	166	0	1	30	2/8
10/16	MINNESOTA	1/1	13	7	53.8	89	0	0	30	1/8
10/23	PITTSBURGH									
10/30	at Detroit									
11/06	at Chicago									
11/13	CLEVELAND	1/0	1	1	100.0	17	0	0	17	0/0
11/27	HOUSTON	1/0	5	1	20.0	6	0	0	6	1/6
12/04	at San Francisco	1/0	1	0	0.0	0	0	1	-	0/0
12/11	at L.A. Chargers									
12/17	at Buffalo									
12/25	GREEN BAY									
01/01	at New England	1/0	21	12	57.1	104	1	1	23	1/6
01/08	N.Y. JETS	1/1	31	20	64.5	152	0	0	32	1/12
<b>2022 TOTALS</b>		<b>7/2</b>	<b>105</b>	<b>60</b>	<b>57.1</b>	<b>534</b>	<b>1</b>	<b>3</b>	<b>6</b>	<b>6/40</b>
DATE	OPPONENT	P/S	ATT	CMP	PCT	YDS	TD	INT	LG	SK/YDS
01/15	at Buffalo	1/1	45	18	40.0	220	1	2	25	4/31

\* AFC Wild Card game



LINEBACKER // 6-2 // 236 // GEORGIA '22  
 ACQUIRED: D3, '22  
 HOMETOWN: COLUMBIA, S.C. // BORN: 3/28/00  
 NFL: SECOND SEASON // DOLPHINS: SECOND SEASON

## NFL CAREER

### TRANSACTIONS:

- 3rd-round pick (102nd overall) by Miami in the 2022 NFL Draft.

### CAREER HIGHLIGHTS:

- Played in 16 career games.
- 2 tackles.
- 1 solo special teams tackle.
- Appeared in 1 postseason game.

### 2022 (MIAMI):

- Played in 16 games.
- Inactive for 1 game.
- 2 tackles.
- 1 solo special teams tackle.

**VS. NEW ENGLAND (9/11):** Played but did not record any stats.

- Made his NFL debut.

**AT N.Y. JETS (10/9):** 1 assisted tackle.

**VS. MINNESOTA (10/16):** 1 assisted tackle.

### POSTSEASON:

**AFC WILD CARD AT BUFFALO (1/15):** Played but did not record any stats.

**CAREER:** Played in 50 games; 108 tackles (54 solo), 12.0 sacks and 1 forced fumble.

**SENIOR (2021):** Played in all 15 games; 67 tackles (35 solo), 5.5 sacks and 1 forced fumble.

- 2nd-team All-SEC.
- His 67 tackles were 3rd on the team.
- Helped his team win the College Football Playoff National Championship.

**JUNIOR (2020):** Played in all 10 games; 15 tackles (12 solo) and 3.0 sacks.

**SOPHOMORE (2019):** Played in 11 games; 9 tackles (4 solo) and 1.5 sacks.

**TRUE FRESHMAN (2018):** Played in all 14 games; 17 tackles (3 solo) and 2.0 sacks.

### HIGH SCHOOL (SPRING VALLEY HS - COLUMBIA, S.C.)

- Also competed in track and field as a thrower.

**SENIOR (2017):** 190 tackles and 9.0 sacks.

- All-American.
- South Carolina Defensive Player of the Year.
- 1st-team all-state.

## OFF THE FIELD

### PERSONAL:

- **MAJOR:** Business management.

## BEFORE THE NFL

### COLLEGE (GEORGIA):

- 4-year letterman (2018-21).

### CHANNING TINDALL'S NFL REGULAR SEASON STATS

YEAR	TEAM	GP	GS	TACKLES					INTERCEPTIONS					FUMBLES		
				TOT	SOLO	ASST	SK	YDS	INT	YDS	LG	TD	PD	FF	FR	
2022	MIAMI	16	0	2	0	2	0.0	0.0	0	0	0	0	0	0	0	0
<b>NFL TOTALS</b>		<b>16</b>	<b>0</b>	<b>2</b>	<b>0</b>	<b>2</b>	<b>0.0</b>	<b>0.0</b>	<b>0</b>	<b>0</b>	<b>0</b>	<b>0</b>	<b>0</b>	<b>0</b>	<b>0</b>	<b>0</b>

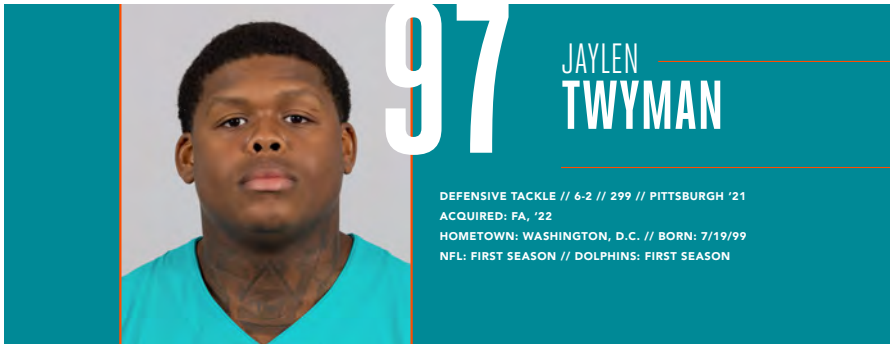
### CHANNING TINDALL'S NFL PLAYOFF STATS

YEAR	TEAM	GP	GS	TACKLES					INTERCEPTIONS					FUMBLES		
				TOT	SOLO	ASST	SK	YDS	INT	YDS	LG	TD	PD	FF	FR	
2022	MIAMI	1	0	0	0	0	0.0	0.0	0	0	0	0	0	0	0	0
<b>PLAYOFF TOTALS</b>		<b>1</b>	<b>0</b>	<b>0</b>	<b>0</b>	<b>0</b>	<b>0.0</b>	<b>0.0</b>	<b>0</b>	<b>0</b>	<b>0</b>	<b>0</b>	<b>0</b>	<b>0</b>	<b>0</b>	<b>0</b>

### ADDITIONAL STATS

Special Teams Tackles: 1 in 2022.





DEFENSIVE TACKLE // 6-2 // 299 // PITTSBURGH '21  
 ACQUIRED: FA, '22  
 HOMETOWN: WASHINGTON, D.C. // BORN: 7/19/99  
 NFL: FIRST SEASON // DOLPHINS: FIRST SEASON

### NFL CAREER

#### TRANSACTIONS:

- Signed to Miami's practice squad on Oct. 10, 2022.
- Released from Minnesota's practice squad on Oct. 4, 2022.
- Signed to Minnesota's practice squad on Aug. 31, 2022.
- Waived by Minnesota on Aug. 30, 2022.
- 6th-round pick (199th overall) by Minnesota in the 2021 NFL Draft.

#### 2022 (MINNESOTA/MIAMI):

- Spent the final 12 games of the season on Miami's practice squad.
- Spent the 1st 4 games of the season on Minnesota's practice squad.

#### 2021 (MINNESOTA):

- Missed the entire season after being placed on the non-football injury list on July 26.

### BEFORE THE NFL

#### COLLEGE (PITTSBURGH):

- 2-year letterman (2018-19) and 1-year starter.

**CAREER:** Played in 26 games with 14 starts; 57 tackles (29 solo), 11.0 sacks and 2 passes defended.

**JUNIOR (2020):** Did not play.

**SOPHOMORE (2019):** Started all 13 games; 41 tackles (23 solo), 10.5 sacks and 2 passes defended.

- 2nd-team All-American.
- 1st-team All-ACC.
- Became the 1st interior defensive lineman to lead the school in sacks since Aaron Donald (11) in 2013.

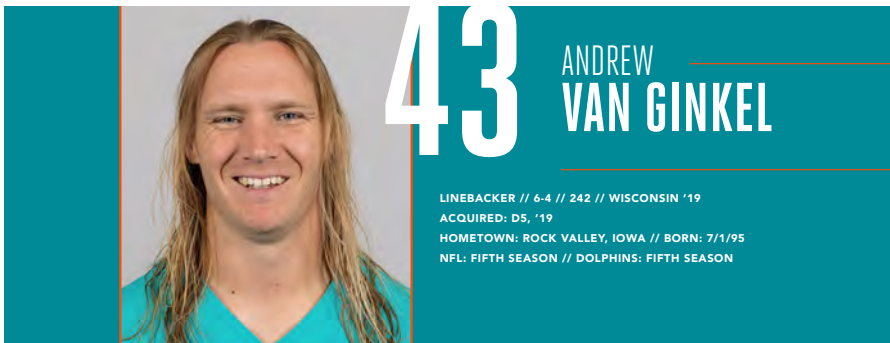
**REDSHIRT FRESHMAN (2018):** Played in 13 games with 1 start; 16 tackles (6 solo) and 0.5 sacks.

- Redshirted in 2017.

#### HIGH SCHOOL (H.D. WOODSON HS – WASHINGTON, D.C.)

**SENIOR (2016):** 91 tackles and 8.0 sacks.

**JUNIOR (2015):** 62 tackles and 9.0 sacks.



LINEBACKER // 6-4 // 242 // WISCONSIN '19  
 ACQUIRED: D5, '19  
 HOMETOWN: ROCK VALLEY, IOWA // BORN: 7/1/95  
 NFL: FIFTH SEASON // DOLPHINS: FIFTH SEASON

### NFL CAREER

#### TRANSACTIONS:

- 5th-round pick (151st overall) by Miami in the 2019 NFL Draft.

#### CAREER HIGHLIGHTS:

- Played in 56 career games with 31 starts.
- 150 tackles (96 solo), 11.0 sacks, 1 interception, 13 passes defended, 4 forced fumbles and 2 fumble recoveries; 1 fumble return for a TD.

- 31 special teams tackles (18 solo).
- 1 blocked punt; 1 blocked punt return for a TD.
- Started 1 postseason game.

## 2022 (MIAMI):

- Played in all 17 games with 5 starts.
- 35 tackles (18 solo), 0.5 sacks, 1 interception and 2 passes defended.
- 12 special teams tackles (6 solo).
- 1 blocked punt return for a TD.

**VS. PITTSBURGH (10/23):** 8 tackles (5 solo); 2 special teams tackles (1 solo).

**AT CHICAGO (11/6):** 1 blocked punt return for a TD.  
 • Recovered a punt blocked by LB Jaelan Phillips in the 2nd quarter and returned it 25 yards for a TD.  
 • It was the longest blocked punt return for a TD in franchise history.

**VS. HOUSTON (11/27):** 2 solo tackles, 1 interception and 1 pass defended.  
 • Recorded his 1st career interception off QB Kyle Allen in the 2nd quarter and returned it 23 yards to set up a Miami TD on the next play.

## POSTSEASON:

**AFC WILD CARD AT BUFFALO (1/15):** 1 tackle.

## 2021 (MIAMI):

- Played in all 17 games with 14 starts.
- 62 tackles (44 solo), 4.0 sacks, 7 passes defended and 1 forced fumble.
- 9 special teams tackles (6 solo).

**VS. HOUSTON (11/7):** 4 solo tackles and 1.0 sack.  
 • Sacked QB Tyrod Taylor for a loss of 7 yards in the 2nd quarter.

**VS. N.Y. JETS (12/19):** 4 solo tackles and 1.0 sack; 1 assisted special teams tackle.  
 • Sacked QB Zach Wilson for a loss of 9 yards on 3rd-and-9 in the 3rd quarter.

**AT NEW ORLEANS (12/27):** 2 solo tackles and 2 passes defended; 1 solo special teams tackle.

**VS. NEW ENGLAND (1/9):** 6 tackles (5 solo) and 1.0 sack; 1 assisted special teams tackle.  
 • Sacked QB Mac Jones for a loss of 8 yards in the 2nd quarter.

## 2020 (MIAMI):

- Played in all 16 games with 11 starts.
- 42 tackles (25 solo), 5.5 sacks, 4 passes defended, 3 forced fumbles and 1 fumble recovery.
- 1 fumble return for a TD.
- 1 blocked punt.
- 6 special teams tackles (4 solo).

**VS. L.A. RAMS (11/1):** 2 assisted tackles, 1 pass defended and 1 fumble recovery; 1 fumble return for a TD.  
 • Recovered a QB Jared Goff fumble forced by DE Emmanuel Ogbah and returned it 78 yards for a TD in the 2nd quarter.  
 • It was the 2nd-longest fumble return in team history and longest since DE/LB Jason Taylor had an 85-yard return for a TD on Sept. 11, 2005.

**VS. L.A. CHARGERS (11/15):** 5 assisted tackles; 1 blocked punt.  
 • Blocked a punt by P Ty Long that was Miami's 1st blocked punt since RB Brandon Bolden blocked

a punt on Nov. 11, 2018 at Green Bay.

**AT LAS VEGAS (12/26):** 7 tackles (6 solo), 2 sacks and 1 pass defended; 1 special teams tackle.

- Sacked QB Derek Carr on 3rd-and-8 for a loss of 9 yards in the 2nd quarter.
- Sacked QB Derek Carr again for a loss of 9 yards in the 2nd quarter.

## 2019 (MIAMI):

- Played in 6 games with 1 start.
- 11 tackles (9 solo), 1 sack and 1 fumble recovery.
- 4 special teams tackles (2 solo).
- Activated off injured reserve on Nov. 20.
- Missed the first 10 games of the season after being placed on injured reserve on Sept. 6.

**AT CLEVELAND (11/25):** 1 assisted tackle; 1 solo special teams tackle.

- Made his NFL debut.

**AT N.Y. JETS (12/8):** 2 tackles (1 solo) and 1 sack; 1 assisted special teams tackle.

- Sacked QB Sam Darnold for a loss of 8 yards on the final possession of the game.
- It was his 1st career sack.

**AT NEW ENGLAND (12/29):** 6 solo tackles.

## BEFORE THE NFL

### COLLEGE (WISCONSIN):

- 2-year letterman (2017-18) and 1-year starter.
- Transferred from Iowa Western Community College following his sophomore season (2016).
- Transferred from South Dakota following his redshirt freshman season (2015).

**CAREER (AT WISCONSIN):** Played in 27 games with 10 starts; 99 tackles (64 solo), 12 sacks, 2 interceptions, 7 passes defended, 4 forced fumbles and 1 fumble recovery; 1 blocked kick.

**SENIOR (2018 AT WISCONSIN):** Played in all 13 games with 10 starts; 60 tackles (38 solo), 5.5 sacks, 3 passes defended and 2 forced fumbles; 1 blocked kick.

- 3rd-team All-Big Ten.
- His 5.5 sacks led the team.

**JUNIOR (2017 AT WISCONSIN):** Played in all 14 games; 39 tackles (26 solo), 6.5 sacks, 2 interceptions, 4 passes defended, 2 forced fumbles and 1 fumble recovery.

- Helped the defense lead the nation in pass efficiency allowed (94.6 yards allowed per game) and rank 2nd in total defense (262.1 yards allowed per game).

**SOPHOMORE (2016 AT IOWA WESTERN CC):** Started all 11 games; 50 tackles (18 solo), 3.5 sacks, 1 interception, 1 pass defended and 1 fumble recovery.

**REDSHIRT FRESHMAN (2015 AT SOUTH DAKOTA):** Started all 11 games at defensive end; 56 tackles (40 solo), 9 sacks, 2 passes defended, 2 forced fumbles and 3 fumble recoveries; 1 blocked kick.

- 1st-team All-Missouri Valley Football Conference (MVFC).
- MVFC Freshman of the Year.
- Redshirted in 2014.

## HIGH SCHOOL (BAYDEN HULL/ROCK VALLEY HS – ROCK VALLEY, IOWA)

- Played quarterback and defensive back.
- Also lettered in basketball and track.

**CAREER:** 176 tackles, 10 interceptions and 10 fumble recoveries.

**SENIOR (2014):** 1,466 passing yards and 17 TDs; 1,413 rushing yards and 15 TDs; 95 tackles.

- 1st-team all-state at defensive back.

## OFF THE FIELD

### COMMUNITY:

**2022:**

- Participated in the 35-mile bike ride at DCC XII to benefit Sylvester Comprehensive Cancer Center.
- Selected the Susan G. Komen Foundation for My Cause My Cleats to support resources for breast cancer patients.

**2019:**

- Collaborated with fellow Dolphins rookies and Neighbors4Neighbors to sponsor four South Florida families with holiday gifts and game tickets.
- Helped distribute 500 Thanksgiving meals purchased through player donations to local South Florida families.
- Volunteered with Feeding South Florida to pack food for local families.
- Volunteered to take local elementary students Halloween costume shopping in Aventura.

### PERSONAL:

- **MAJOR:** Agricultural business management.

## ANDREW VAN GINKEL'S NFL REGULAR SEASON STATS

YEAR	TEAM	GP	GS	TACKLES					INTERCEPTIONS					FUMBLES		
				TOT	SOLO	ASST	SK	YDS	INT	YDS	LG	TD	PD	FF	FR	
2019	MIAMI	6	1	11	9	2	1.0	8.0	0	0	0	0	0	0	0	1
2020	MIAMI	16	11	42	25	17	5.5	45.0	0	0	0	0	4	3	1	
2021	MIAMI	17	14	62	44	18	4.0	32.5	0	0	0	0	7	1	0	
2022	MIAMI	17	5	35	18	17	0.5	3.5	1	23	23	0	2	0	0	
<b>NFL TOTALS</b>		<b>56</b>	<b>31</b>	<b>150</b>	<b>96</b>	<b>54</b>	<b>11.0</b>	<b>89.0</b>	<b>1</b>	<b>23</b>	<b>23</b>	<b>0</b>	<b>13</b>	<b>4</b>	<b>2</b>	

## ANDREW VAN GINKEL'S NFL PLAYOFF STATS

YEAR	TEAM	GP	GS	TACKLES					INTERCEPTIONS					FUMBLES	
				TOT	SOLO	ASST	SK	YDS	INT	YDS	LG	TD	PD	FF	FR
2022	MIAMI	1	1	1	0	1	0.0	0.0	0	0	0	0	0	0	0
<b>PLAYOFF TOTALS</b>		<b>1</b>	<b>1</b>	<b>1</b>	<b>0</b>	<b>1</b>	<b>0.0</b>	<b>0.0</b>	<b>0</b>	<b>0</b>	<b>0</b>	<b>0</b>	<b>0</b>	<b>0</b>	<b>0</b>

### ADDITIONAL STATS

**Defensive Touchdowns:** 78-yard fumble return on 11/1/20 vs. L.A. Rams.

**Special Teams Touchdowns:** 25-yard blocked punt return on 11/6/22 at Chicago.


**Special Teams Tackles:** 4 in 2019, 6 in 2020, 9 in 2021, 12 in 2022 for total of 31.

**Special Teams Forced Fumbles:** 1 in 2020.

**Blocked Punts:** 1 on 11/15/20 vs. L.A. Chargers.

### SINGLE-GAME CAREER HIGHS

- Tackles:** 8 vs. Pittsburgh, 10/24/22
- Sacks:** 2.0 at Las Vegas, 12/26/20
- Passes Defensed:** 2 at New Orleans, 12/27/21
- Forced Fumbles:** 1 4 times, last: vs. Buffalo, 9/19/21
- Fumble Recoveries:** 1 Twice, last: vs. L.A. Rams, 11/1/20



# 17

## JAYLEN WADDLE

WIDE RECEIVER // 5-10 // 185 // ALABAMA '21

ACQUIRED: D1A, '21

HOMETOWN: HOUSTON, TEXAS // BORN: 11/25/98

NFL: THIRD SEASON // DOLPHINS: THIRD SEASON

### NFL CAREER

### TRANSACTIONS:

- 1st-round pick (6th overall) by Miami in the 2021 NFL Draft.

### CAREER HONORS:

- No. 44 on the NFL Network Top 100 list in 2023.
- No. 63 on the NFL Network Top 100 list in 2022.
- 2021 Dan Marino Most Valuable Player Award.

- 2021 PFWA All-Rookie Team.

## CAREER HIGHLIGHTS:

- Started 33 career games.
- 179 receptions for 2,371 yards (13.2 avg.) and 14 TDs.
- 5 carries for 29 yards (5.8 avg.) and 1 TD.
- 9 kickoff returns for 158 yards (17.6 avg.).
- 5 punt returns for 35 yards (7.0 avg.).
- Started 1 postseason game.
- His 1,356 receiving yards in 2022 ranked 7th in the NFL:

MOST RECEIVING YARDS (2022)					
PLAYER	TEAM	REC	YDS	TDs	
1.	Justin Jefferson	Min.	128	1,809	8
2.	Tyreek Hill	Mia.	119	1,710	7
3.	Davante Adams	LV	100	1,516	14
4.	A.J. Brown	Phi.	88	1,496	11
5.	Stefon Diggs	Buf.	108	1,429	11
6.	CeeDee Lamb	Dal.	107	1,359	9
7.	<b>JAYLEN WADDLE</b>	<b>MIA.</b>	<b>75</b>	<b>1,356</b>	<b>8</b>
8.	Travis Kelce	KC	110	1,338	12
9.	DeVonta Smith	Phi.	95	1,196	7
10.	Terry McLaurin	Was.	77	1,191	5

- His 1,356 receiving yards in 2022 were 3rd in single-season franchise history:

MOST RECEIVING YARDS IN DOLPHINS HISTORY (SINGLE SEASON)					
PLAYER	YEAR	REC	YDS	TDs	
1.	Tyreek Hill	2022	119	1,710	7
2.	Mark Clayton	1984	73	1,389	18
3.	<b>JAYLEN WADDLE</b>	<b>2022</b>	<b>75</b>	<b>1,356</b>	<b>8</b>
4.	Mark Duper	1986	67	1,313	11
5.	Mark Duper	1984	71	1,306	8

- Holds the franchise record for most receiving yards in the 1st 2 years of an NFL career with 2,371.
- Is the only player in Dolphins history to begin his NFL career with back-to-back 1,000-yard seasons.
- Had 2,371 yards in his 1st 2 NFL seasons, which was 10th-most in NFL history by a player in the 1st 2 years of a career:

MOST RECEIVING YARDS IN 1ST 2 YEARS OF A CAREER					
PLAYER	TEAM	YRS	REC	YDS	
1.	Justin Jefferson	Min.	2020-21	196	3,016
2.	Odell Beckham Jr.	NYG	2014-15	187	2,755
3.	Randy Moss	Min.	1998-99	149	2,726
4.	Ja'Marr Chase	Cin.	2021-22	168	2,501
5.	Jerry Rice	SF	1985-86	135	2,497
6.	Josh Gordon	Cle.	2012-13	137	2,451
7.	Torry Holt	StL	1999-2000	134	2,423
8.	A.J. Green	Cin.	2011-12	162	2,407
9.	Michael Thomas	NO	2016-17	196	2,382
10.	<b>JAYLEN WADDLE</b>	<b>MIA.</b>	<b>2020-21</b>	<b>179</b>	<b>2,371</b>

- His 104 receptions in 2021 set an NFL rookie record:

MOST RECEPTIONS BY A ROOKIE IN NFL HISTORY						
PLAYER	TEAM	YEAR	REC	YDS	TDs	
1.	<b>JAYLEN WADDLE</b>	<b>MIA.</b>	<b>2021</b>	<b>104</b>	<b>1,015</b>	<b>6</b>
2.	Anquan Boldin	Ari.	2003	101	1,377	8
3.	Michael Thomas	NO	2016	92	1,137	9
4.	Odell Beckham Jr.	NYG	2014	91	1,305	12
5.	Saquon Barkley	NYG	2018	91	721	4
6.	Eddie Royal	Den.	2008	91	980	5
7.	Terry Glenn	NE	1996	90	1,132	6
8.	Amon-Ra St. Brown	Det.	2021	90	912	5

- His 104 receptions in 2021 set a Dolphins rookie record:

MOST RECEPTIONS BY A DOLPHINS ROOKIE					
PLAYER	YEAR	REC	YDS	TDs	
1.	<b>JAYLEN WADDLE</b>	<b>2021</b>	<b>104</b>	<b>1,015</b>	<b>6</b>
2.	Jarvis Landry	2014	84	758	5
3.	Terry Kirby	1993	75	874	3
4.	Jack Clancy	1967	67	868	2
5.	Davone Bess	2008	54	554	1

- Had the 2nd-most receptions (125) in NFL history in a player's 1st 20 career games:

MOST RECEPTIONS IN FIRST 20 NFL GAMES				
PLAYER	YEAR	TEAM	REC	
1.	Odell Beckham Jr.	2014-15	NYG	141
2.	<b>JAYLEN WADDLE</b>	<b>2021-22</b>	<b>MIA.</b>	<b>125</b>
3.	Anquan Boldin	2003-04	Ari.	121

- His 104 receptions in 2021 are the 3rd-most in a season in Dolphins history.

DOLPHINS SINGLE-SEASON RECEPTIONS LEADERS					
PLAYER	YEAR	REC	YDS	TDs	
1.	Jarvis Landry	2017	112	987	9
2.	Jarvis Landry	2015	110	1,157	4
3.	<b>JAYLEN WADDLE</b>	<b>2021</b>	<b>104</b>	<b>1,015</b>	<b>6</b>
4.	Jarvis Landry	2016	94	1,136	4
5.	O.J. McDuffie	1998	90	1,050	7

- His 1,015 receiving yards in 2021 set a Dolphins rookie record.

DOLPHINS ALL-TIME ROOKIE RECEIVING YARDS LEADERS					
PLAYER	YEAR	REC	YDS	TDs	
1.	<b>JAYLEN WADDLE</b>	<b>2021</b>	<b>104</b>	<b>1,015</b>	<b>6</b>
2.	Chris Chambers	2001	48	883	7
3.	Terry Kirby	1993	75	874	3
4.	Jack Clancy	1967	67	868	2
5.	Jarvis Landry	2014	84	758	5

## 2023 (MIAMI):

### HONORS:

- No. 44 on the NFL Network Top 100 list.

## 2022 (MIAMI):

- Started all 17 games.
- 75 receptions for 1,356 yards (18.1 avg.) and 8 TDs.
- 3 carries for 26 yards (8.7 avg.).

**VS. NEW ENGLAND (9/11):** 4 receptions for 69 yards (17.3 avg.) and 1 TD; 1 carry for 8 yards.

- Caught a 42-yard TD pass from QB Tua Tagovailoa with 18 seconds remaining in the 1st half on a 4th-and-7 snap.

**AT BALTIMORE (9/18):** 11 receptions for 171 yards (15.5 avg.) and 2 TDs.

- Caught a 7-yard TD pass from QB Tua Tagovailoa with 14 seconds remaining to cap a 21-point come-from-behind victory.
- Had a 59-yard reception from Tagovailoa in the 2nd quarter.
- Also grabbed a 6-yard TD pass from Tagovailoa in the 2nd quarter.
- It was his 4th career double-digit reception game in just his 18th career NFL contest.
- Joined WR Tyreek Hill as the only NFL teammates during the Super Bowl era to total at least 170 receiving yards and 2 receiving TDs in the same

game.

**VS. BUFFALO (9/25):** 4 receptions for 102 yards (25.5 avg.); 1 carry for 9 yards.

- Caught passes of 32 and 45 yards on the same possession that proved to be the game-winning TD drive in the 4th quarter.
- Became the 1st Dolphins player to record back-to-back 100-yard receiving games since WR DeVante Parker did so on Dec. 22, 2019 vs. Cincinnati (111) and Dec. 29, 2019 at New England (137).

**AT DETROIT (10/30):** 8 receptions for 106 yards (13.3 avg.) and 2 TDs.

- Caught TD passes of 5 and 29 yards from QB Tua Tagovailoa in the 1st half.
- Marked his 3rd consecutive game with at least 85 receiving yards.
- It was the 3rd multi-TD game of his career.

**VS. GREEN BAY (12/25):** 5 receptions for 143 yards (28.6) and 1 TD.

- Caught an 84-yard TD pass from QB Tua Tagovailoa in the 1st quarter.
- Posted his 6th 100-yard receiving game of the season.

#### POSTSEASON:

**AFC WILD CARD AT BUFFALO (1/15):** 3 receptions for 44 yards (14.7 avg.); 1 carry for 8 yards.

#### HONORS:

- No. 63 on the NFL Network Top 100 list.

### 2021 (MIAMI):

- Started 16 games.
- Missed 1 game on the Reserve/COVID-19 list.
- 104 receptions for 1,015 yards (9.8 avg.) and 6 TDs.
- 2 carries for 3 yards (1.5 avg.) and 1 TD.
- 9 kickoff returns for 158 yards (17.6 avg.).
- 5 punt returns for 35 yards (7.0 avg.).
- 3 miscellaneous tackles.

**AT NEW ENGLAND (9/12):** 4 receptions for 61 yards (15.3 avg.) and 1 TD.

- Caught a 3-yard TD pass from QB Tua Tagovailoa in the 3rd quarter to give Miami a 17-10 lead.
- It was his 1st career TD.
- Made his NFL debut.

**AT LAS VEGAS (9/26):** 12 receptions for 58 yards (4.8 avg.).

- His 12 receptions set a Dolphins rookie record.

**AT JACKSONVILLE IN LONDON (10/17):** 10 receptions for 70 yards (7.0 avg.) and 2 TDs.

- Caught a 6-yard TD pass from QB Tua Tagovailoa in the 1st quarter.
- Caught a 2-yard TD pass from QB Tua Tagovailoa in the 4th quarter.
- Became the 1st rookie in Dolphins history to have multiple 10+ reception games.
- Became the 5th rookie in Dolphins history to catch multiple TDs in a game.

**VS. CAROLINA (11/28):** 9 receptions for 137 yards (15.2 avg.) and 1 TD; 1 punt return for 7 yards.

- Caught a 9-yard TD pass from QB Tua Tagovailoa in the 2nd quarter to give Miami a 14-7 lead.
- It was his 1st career 100-yard receiving game.

**VS. N.Y. GIANTS (12/5):** 9 receptions for 90 yards (10.0 avg.); 2 kickoff returns for 32 yards (16.0

avg.); 1 punt return for 7 yards.

- Broke the team record for receptions in a season by a rookie (86).

**AT NEW ORLEANS (12/27):** 10 receptions for 92 yards (9.2 avg.) and 1 TD.

- Caught a 1-yard TD pass from QB Tua Tagovailoa in the 3rd quarter to extend Miami's lead to 17-3.
- Became the 2nd rookie in NFL history to have 3+ games with 10+ receptions (Odell Beckham Jr.).
- His 10 receptions matched HOF WR Jerry Rice's record for most receptions by an NFL rookie on Monday Night Football.

**VS. NEW ENGLAND (1/9):** 5 receptions for 27 yards (5.4 avg.) and 1 TD.

- Caught a 7-yard TD pass from QB Tua Tagovailoa in the 1st quarter to give Miami a 7-0 lead.
- Broke the NFL record for receptions in a season by a rookie (104).

#### HONORS:

- Dan Marino Most Valuable Player Award.
- Became the 1st Dolphins rookie to win the team MVP award since Zach Thomas in 1996.
- PFWA All-Rookie Team.

### BEFORE THE NFL

#### COLLEGE (ALABAMA):

- 3-year letterman (2018-20).

**CAREER:** Played in 34 games with 9 starts; 106 receptions for 1,999 yards (18.9 avg.) and 17 TDs; 4 carries for 17 yards (4.3 avg.); 9 kickoff returns for 214 yards (23.8 avg.) and 1 TD; 38 punt returns for 733 yards (19.3 avg.) and 2 TDs.

- 2nd-team All-SEC return specialist.
- His 18.9 yards per catch ranked 2nd in school history (min. 100 rec.).
- His 733 career punt return yards ranked 6th in school history.

**JUNIOR (2020):** Played in 6 games with 3 starts; 28 receptions for 591 yards (21.1 avg.) and 4 TDs; 3 carries for 12 yards (4.0 avg.); 4 kickoff returns for 39 yards (9.8 avg.); 2 punt returns for 13 yards (6.5 avg.).

**SOPHOMORE (2019):** Played in all 13 games with 3 starts; 33 receptions for 560 yards (17.0 avg.) and 6 TDs; 1 carry for 5 yards; 5 kickoff returns for 175 yards (35.0 avg.) and 1 TD; 20 punt returns for 487 yards (24.4 avg.) and 1 TD.

- 1st-team All-American.
- 1st-team All-SEC as a return specialist.
- SEC Special Teams Player of the Year.
- His 24.4 punt return average ranked 1st in the nation.

**TRUE FRESHMAN (2018):** Played in all 15 games with 3 starts; 45 receptions for 848 yards (18.8 avg.) and 7 TDs; 16 punt returns for 233 yards (14.6 avg.) and 1 TD.

- Freshman All-American.
- SEC Freshman of the Year.
- SEC All-Freshman Team.

#### HIGH SCHOOL (EPISCOPAL HS – BELLAIRE, TEXAS)

- Also ran track and played basketball.

**SENIOR (2017):**

- 1st-team All-American.

## OFF THE FIELD

### COMMUNITY:

#### 2022:

- Partnered with the Boys & Girls Club of Broward County to adopt a family for the holidays.

#### 2021:

- Along with fellow Dolphins rookies, teamed up with Neighbors4Neighbors to provide South Florida families with holiday gifts.

- As part of Operation Hope, teamed up with Truist to provide a holiday shopping spree for a South Florida family.

### PERSONAL:

- MAJOR:** Criminal justice.

### JAYLEN WADDLE'S NFL REGULAR SEASON STATS

YEAR	TEAM	GP	GS	RECEIVING					RUSHING				
				REC	YDS	AVG	LG	TD	ATT	YDS	AVG	LG	TD
2021	MIAMI	16	16	104	1015	9.8	57	6	2	3	1.5	2	1
2022	MIAMI	17	17	75	1356	18.1	84t	8	3	26	8.7	9	0
<b>NFL TOTALS</b>		<b>33</b>	<b>33</b>	<b>179</b>	<b>2371</b>	<b>13.2</b>	<b>84t</b>	<b>14</b>	<b>5</b>	<b>29</b>	<b>5.8</b>	<b>9</b>	<b>1</b>

### JAYLEN WADDLE'S NFL REGULAR SEASON RETURNING STATS

YEAR	TEAM	KICKOFF RETURN					PUNT RETURN					
		KR	YDS	AVG	LG	TD	PR	FC	YDS	AVG	LG	TD
2021	MIAMI	9	158	17.6	25	0	5	3	35	7.0	15	0
2022	MIAMI	0	0	0.0	-	0	0	0	0	0.0	-	0
<b>NFL TOTALS</b>		<b>9</b>	<b>158</b>	<b>17.6</b>	<b>25</b>	<b>0</b>	<b>5</b>	<b>3</b>	<b>35</b>	<b>7.0</b>	<b>15</b>	<b>0</b>

### JAYLEN WADDLE'S NFL PLAYOFF STATS

YEAR	TEAM	GP	GS	RECEIVING					RUSHING				
				REC	YDS	AVG	LG	TD	ATT	YDS	AVG	LG	TD
2022	MIAMI	1	1	3	44	14.7	25	0	1	8	8.0	8	0
<b>PLAYOFF TOTALS</b>		<b>1</b>	<b>1</b>	<b>3</b>	<b>44</b>	<b>14.7</b>	<b>25</b>	<b>0</b>	<b>1</b>	<b>8</b>	<b>8.0</b>	<b>8</b>	<b>0</b>

### ADDITIONAL STATS

Miscellaneous Tackles: 3 in 2021, 1 in 2022 for total of 4.

### SINGLE-GAME CAREER HIGHS

**Receptions:** 12 at Las Vegas, 9/26/21  
**Receiving Yards:** 171 at Baltimore, 9/18/22  
**Longest Reception:** 84t vs. Green Bay, 12/25/22  
**Receiving TDs:** 2 3 times, last: at Detroit, 10/30/22

### 100-YARD RECEIVING GAMES (7)

DATE	OPPONENT	REC	YDS	AVG	LG	TD
11/28/21	CAROLINA	9	137	15.2	57	1
9/18/22	at Baltimore	11	171	15.5	59	2
9/25/22	BUFFALO	4	102	25.5	45	0
10/16/22	MINNESOTA	6	129	21.5	49	0
10/30/22	at Detroit	8	106	13.3	29t	2
12/17/22	at Buffalo	3	114	38.0	67t	1
12/25/22	GREEN BAY	5	143	28.6	84t	1

### 2021 GAME-BY-GAME STATS (MIAMI)

DATE	OPPONENT	P/S	REC	YDS	AVG	LG	TD	
09/12	at New England	1/1	4	61	15.3	36	1	
09/19	BUFFALO	1/1	6	48	8.0	14	0	
09/26	at Las Vegas	1/1	12	58	4.8	9	0	
10/03	INDIANAPOLIS	1/1	3	33	11.0	18	0	
10/10	at Tampa Bay	1/1	2	31	15.5	21	0	
10/17	at Jacksonville	1/1	10	70	7.0	14	2	
10/24	ATLANTA	1/1	7	83	11.9	19	0	
10/31	at Buffalo	1/1	4	29	7.3	12	0	
11/07	HOUSTON	1/1	8	83	10.4	17	0	
11/11	BALTIMORE	1/1	4	61	15.3	35	0	
11/21	at N.Y. Jets	1/1	8	65	8.1	15	0	
11/28	CAROLINA	1/1	9	137	15.2	57	1	
12/05	N.Y. GIANTS	1/1	9	90	10.0	25	0	
12/19	N.Y. JETS		RESERVE/COVID-19					
12/27	at New Orleans	1/1	10	92	9.2	24	1	
01/02	at Tennessee	1/1	3	47	15.7	45	0	
01/09	NEW ENGLAND	1/1	5	27	5.4	9	1	
<b>2021 TOTALS</b>		<b>16/16</b>	<b>104</b>	<b>1015</b>	<b>9.8</b>	<b>57</b>	<b>6</b>	

### DUAL 100-YARD RECEIVING GAMES

In the history of the franchise, the Dolphins have had 26 dual 100-yard receiving games, 28 including playoffs. Despite playing together for just one season, Tyreek Hill and Jaylen Waddle accomplished this four times in 2022, tying Mark Clayton and Mark Duper, who combined for four dual 100-yard receiving games together. Overall, Clayton was part of eight such games while Duper was in seven. The Dolphins are 11-15 in regular season games when they have had a pair of 100-yard receivers and 12-16 overall, including playoffs.

## 2022 GAME-BY-GAME STATS (MIAMI)

DATE	OPPONENT	P/S	REC	YDS	AVG	LG	TD
09/11	NEW ENGLAND	1/1	4	69	17.3	42t	1
09/18	at Baltimore	1/1	11	171	15.5	59	2
09/25	BUFFALO	1/1	4	102	25.5	45	0
09/29	at Cincinnati	1/1	2	39	19.5	20	0
10/09	at N.Y. Jets	1/1	3	23	7.7	11	0
10/16	MINNESOTA	1/1	6	129	21.5	49	0
10/23	PITTSBURGH	1/1	4	88	22.0	25	0
10/30	at Detroit	1/1	8	106	13.3	29t	2
11/06	at Chicago	1/1	5	85	17.0	26	1
11/13	CLEVELAND	1/1	4	66	16.5	29	0
11/27	HOUSTON	1/1	5	85	17.0	34	0
12/04	at San Francisco	1/1	1	9	9.0	9	0
12/11	at L.A. Chargers	1/1	2	31	15.5	19	0
12/17	at Buffalo	1/1	3	114	38.0	67t	1
12/25	GREEN BAY	1/1	5	143	28.6	84t	1
01/01	at New England	1/1	3	52	17.3	23	0
01/08	N.Y. JETS	1/1	5	44	8.8	15	0
<b>2022 TOTALS</b>		<b>17/17</b>	<b>75</b>	<b>1356</b>	<b>18.1</b>	<b>84t</b>	<b>8</b>

DATE	OPPONENT	P/S	REC	YDS	AVG	LG	TD
01/15	at Buffalo*	1/1	3	44	14.7	25	0

\* AFC Wild Card game



# 14

## MIKE WHITE

**QUARTERBACK // 6-5 // 216 // WESTERN KENTUCKY '18**  
**ACQUIRED: UFA, '23 (NYJ)**  
**HOMETOWN: PEMBROKE PINES, FLA. // BORN: 3/25/95**  
**NFL: FIFTH SEASON // DOLPHINS: FIRST SEASON**

### NFL CAREER

#### TRANSACTIONS:

- Signed by Miami as an unrestricted free agent from the N.Y. Jets on March 16, 2023.
- Signed to the N.Y. Jets' practice squad on Nov. 25, 2020.
- Waived by the N.Y. Jets on Nov. 23, 2020.
- Signed to the N.Y. Jets' active roster on Nov. 21, 2020.
- Signed to the N.Y. Jets' practice squad on Nov. 12, 2020.
- Waived by the N.Y. Jets on Nov. 10, 2020.
- Signed to the N.Y. Jets' active roster on Nov. 9, 2020.
- Signed to the N.Y. Jets' practice squad on Oct. 5, 2020.
- Waived by the N.Y. Jets on Oct. 1, 2020.
- Signed to the N.Y. Jets' active roster on Sept. 12, 2020.
- Signed to the N.Y. Jets' practice squad on Sept. 6, 2020.
- Waived by the N.Y. Jets on Sept. 5, 2020.
- Signed to the N.Y. Jets' practice squad on Sept. 25, 2019.

- Waived by Dallas on Aug. 31, 2019.
- 5th-round pick (171st overall) by Dallas in the 2018 NFL Draft.

#### CAREER HONORS:

- FedEx Air NFL Player of the Week (vs. Chicago, 11/27/22).
- AFC Offensive Player of the Week (vs. Cincinnati, 10/31/21).
- FedEx Air NFL Player of the Week (vs. Cincinnati, 10/31/21).

#### CAREER HIGHLIGHTS:

- Played in 8 career games with 7 starts.
- 191-of-307 passing (62.2 pct.) for 2,145 yards, 8 TDs and a QB rating of 75.4.
- 11 carries for 8 yards (0.7 avg.) and 1 TD.

#### 2022 (N.Y. JETS):

- Started 4 games.
- Dressed but did not play 6 games.
- Inactive for 7 games.
- 103-of-175 passing (58.9 pct.) for 1,192 yards, 3 TDs and a QB rating of 75.7.



- 6 carries for 9 yards (1.5 avg.) and 1 TD.
- VS. CHICAGO (11/27):** 22-of-28 passing (78.6 pct.) for 315 yards, 3 TDs and a QB rating of 149.3; 3 carries for 2 yards (0.7 avg.).
- Threw an 8-yard TD pass to WR Garrett Wilson on his 1st possession of the season to give the Jets an early lead.
  - Found Wilson again on a 54-yard TD with less than 5 minutes remaining in the 2nd quarter to give the Jets a 14-10 lead.
  - Extended the Jets lead to 24-10 on a 22-yard TD pass to WR Elijah Moore in the 3rd quarter.
- AT MINNESOTA (12/4):** 31-of-57 passing (54.4 pct.) for 369 yards and a QB rating of 59.8; 3 carries for 7 yards (2.3 avg.) and 1 TD.
- Scored on a 1-yard TD run with 6:45 remaining to make it a 1-score game.
  - It was his 1st career rushing TD.

**HONORS:**

- FedEx Air NFL Player of the Week (vs. Chicago, 11/27).

**2021 (N.Y. JETS):**

- Played in 4 games with 3 starts.
  - Dressed but did not play 7 games.
  - Inactive for 2 games.
  - Spent 4 games on the Reserve/COVID-19 list.
  - 88-of-132 passing (66.7 pct.) for 953 yards, 5 TDs and a QB rating of 75.1.
  - 5 carries for -1 yard (-0.2 avg.).
  - 1 2-point conversion reception.
- AT NEW ENGLAND (10/24):** 20-of-32 passing (62.5 pct.) for 202 yards, 1 TD and a QB rating of 64.8.
- Completed a 3-yard TD pass to WR Corey Davis in the 2nd quarter on his 1st career pass attempt.
  - Made his NFL debut.
- VS. CINCINNATI (10/31):** 37-of-45 passing (82.2 pct.) for 405 yards, 3 TDs and a QB rating of 107.9; 5 carries for -1 yard (-0.2 avg.); 1 2-point conversion reception.
- Threw 2 TD passes in the final 5 minutes to erase an 11-point deficit and beat the Bengals.
  - Completed an 8-yard TD pass to WR Braxton Berrios with 15 seconds left of the 1st half.
  - Found RB Ty Johnson on a 19-yard TD pass with 4:36 remaining to make it a 1-score game.
  - Hit TE Tyler Kroft for a game-winning 13-yard TD pass with 3:45 to play.
  - Also caught a 2-point conversion from WR Jamison Crowder.
  - Became the 1st QB in NFL history with 300+ passing yards and a 75+ completion pct. in their 1st NFL start.

**HONORS:**

- AFC Offensive Player of the Week (vs. Cincinnati, 10/31).
- FedEx Air NFL Player of the Week (vs. Cincinnati, 10/31).

**2020 (N.Y. JETS):**

- Dressed but did not play 7 games.
- Spent the rest of the season on the N.Y. Jets' practice squad.

**2019 (DALLAS/N.Y. JETS):**

- Spent 14 games on the N.Y. Jets' practice squad.
- Spent the offseason program and training camp with Dallas.

**2018 (DALLAS):**

- Inactive for all 16 games.

**POSTSEASON:**

**NFC WILD CARD VS. SEATTLE (1/5):** Inactive.  
**NFC DIVISIONAL AT L.A. RAMS (1/12):** Inactive.

**BEFORE THE NFL**

**COLLEGE (WESTERN KENTUCKY):**

- 2-year starter (2016-17).
- Transferred to Western Kentucky from South Florida following his sophomore season in 2014.

**CAREER (AT WESTERN KENTUCKY):** Started all 27 games; 648-of-976 passing (66.4 pct.) for 8,540 yards and 63 TDs; 93 carries for -342 yards (-3.7 avg.) and 6 TDs.

- His 8,540 career passing yards were 3rd in school history.
- His 648 career completions were 4th in school history.

**SENIOR (2017 AT WESTERN KENTUCKY):** Started all 13 games; 368-of-560 passing (65.7 pct.) for 4,177 yards and 26 TDs; 64 carries for -268 yards (-4.2 avg.) and 6 TDs.

- 2nd-team All-CUSA.
- Finished the season with 8 consecutive 300-yard passing games.
- His 4,177 passing yards were 4th in FBS while his 560 attempts ranked 2nd and his 368 completions led the nation.

**JUNIOR (2016 AT WESTERN KENTUCKY):** Started all 14 games; 280-of-416 passing (67.3 pct.) for 4,363 yards and 37 TDs; 29 carries for -74 yards (-2.6 avg.).

- 2nd-team All-CUSA.
- C-USA Newcomer of the Year.
- His 181.4 passer rating was 3rd in FBS and a single-season school record.
- Helped his offense lead the nation with 45.5 points per game.
- Sat out 2015 due to transfer requirements.

**SOPHOMORE (2014 AT SOUTH FLORIDA):** Played in 11 games with 10 starts; 122-of-242 passing (50.4 pct.) for 1,639 yards and 8 TDs; 29 carries for -85 yards (-2.9 avg.).

**TRUE FRESHMAN (2013 AT SOUTH FLORIDA):** Played in 6 games with 5 starts; 93-of-175 passing (53.1 pct.) for 1,083 yards and 3 TDs; 14 carries for -43 yards (-3.1 avg.).

**HIGH SCHOOL (UNIVERSITY SCHOOL - DAVIE, FLA.)**

- Also lettered in baseball and earned 1st-team all-county honors as a pitcher.

**SENIOR (2012):** 176-of-256 passing (68.8 pct.) for 2,201 yards and 22 TDs.

- 2nd-team all-state.
- 1st-team all-county.
- Broward County Player of the Year.
- Helped his team win a state championship.



## MIKE WHITE'S NFL REGULAR SEASON PASSING STATS

YEAR	TEAM	GP	GS	ATT	CMP	PCT	YDS	Y/A	TD	INT	LG	SK/YDS	RATE
2018	DALLAS	0	0	0	0	0.0	0	0.0	0	0	-	0/0	-
2019	N.Y. JETS	PRACTICE SQUAD											
2020	N.Y. JETS	0	0	0	0	0.0	0	0.0	0	0	-	0/0	-
2021	N.Y. JETS	4	3	132	88	66.7	953	7.2	5	8	28	4/18	75.1
2022	N.Y. JETS	4	4	175	103	58.9	1192	6.8	3	4	60	9/76	75.7
<b>NFL TOTALS</b>		<b>8</b>	<b>7</b>	<b>307</b>	<b>191</b>	<b>62.2</b>	<b>2145</b>	<b>7.0</b>	<b>8</b>	<b>12</b>	<b>60</b>	<b>13/94</b>	<b>75.4</b>

## MIKE WHITE'S NFL REGULAR SEASON RUSHING/RECEIVING STATS

YEAR	TEAM	GP	GS	RUSHING					RECEIVING				
				ATT	YDS	AVG	LG	TD	REC	YDS	AVG	LG	TD
2018	DALLAS	0	0	0	0	0.0	-	0	0	0	0.0	-	0
2019	N.Y. JETS	PRACTICE SQUAD											
2020	N.Y. JETS	0	0	0	0	0.0	-	0	0	0	0.0	-	0
2021	N.Y. JETS	4	3	5	-1	-0.2	2	0	0	0	0.0	-	0
2022	N.Y. JETS	4	4	6	9	1.5	4	1	0	0	0.0	-	0
<b>NFL TOTALS</b>		<b>8</b>	<b>7</b>	<b>11</b>	<b>8</b>	<b>0.7</b>	<b>4</b>	<b>1</b>	<b>0</b>	<b>0</b>	<b>0.0</b>	<b>-</b>	<b>0</b>

### ADDITIONAL STATS

**2-Point Conversions:** (N.Y. Jets) 1 reception in 2021.  
**Career Regular Season Record As A Starter:** (N.Y. Jets)  
 1-2 in 2021, 1-3 in 2022 for total of 2-5.

### WHITE'S 4TH QUARTER COMEBACK VICTORIES (1)

DATE	OPP	4Q DEFICIT	4Q/OT STATS	FINAL SCORE
1. 10/31/21	vs. Cin.	20-31	10-8-103-2-0	34-31

### SINGLE-GAME CAREER HIGHS

**Pass Attempts:** 57 at Minnesota, 12/4/22  
**Completions:** 37 vs. Cincinnati, 10/31/21  
**Passing Yards:** 405 vs. Cincinnati, 10/31/21  
**TD Passes:** 3 Twice, last: vs. Chicago, 11/27/22  
**Longest Pass:** 60 at Minnesota, 12/4/22  
**Completion Pct. (min. 20 att.):** 82.2 vs. Cincinnati, 10/31/21  
**Passer Rating:** 149.3 vs. Chicago, 11/27/22  
**Rush Attempts:** 5 vs. Cincinnati, 10/31/21  
**Rushing Yards:** 7 at Minnesota, 12/4/22  
**Longest Run:** 4 at Minnesota, 12/4/22  
**Rushing TDs:** 1 at Minnesota, 12/4/22

### WHITE'S GAME-WINNING DRIVES (1)

DATE	OPP	GW SCORE	TIME LEFT	FINAL SCORE
1. 10/31/21	vs. Cin.	Kroft 13-yard rec	3:45	34-31

### 300-YARD PASSING GAMES (3)

DATE	OPP	ATT	CMP	PCT	YDS	TD	INT	LG	RATE
10/31/21	vs. Cin.	45	37	82.2	405	3	2	26	107.9
11/27/22	vs. Chi.	28	22	78.6	315	3	0	54t	149.3
12/4/22	at Min.	57	31	54.4	369	0	0	60	59.8

## 2021 GAME-BY-GAME STATS (N.Y. JETS)

DATE	OPPONENT	P/S	ATT	CMP	PCT	YDS	TD	INT	LG	SK/YDS
09/12	at Carolina									
09/19	NEW ENGLAND									
09/26	at Denver									
10/03	TENNESSEE									
10/10	at Atlanta									
10/24	at New England	1/0	32	20	62.5	202	1	2	22	1/8
10/31	CINCINNATI	1/1	45	37	82.2	405	3	2	26	2/8
11/04	at Indianapolis	1/1	11	7	63.6	95	1	0	26	0/0
11/14	BUFFALO	1/1	44	24	54.5	251	0	4	28	1/2
11/21	MIAMI									
11/28	at Houston									
12/05	PHILADELPHIA									
12/12	NEW ORLEANS									
12/19	at Miami									
12/26	JACKSONVILLE									
01/02	TAMPA BAY									
01/09	at Buffalo									
<b>2021 TOTALS</b>		<b>4/3</b>	<b>132</b>	<b>88</b>	<b>66.7</b>	<b>953</b>	<b>5</b>	<b>8</b>	<b>28</b>	<b>4/18</b>

## 2022 GAME-BY-GAME STATS (N.Y. JETS)

DATE	OPPONENT	P/S	ATT	CMP	PCT	YDS	TD	INT	LG	SK/YDS
09/11	BALTIMORE					DID NOT PLAY				
09/18	at Cleveland					DID NOT PLAY				
09/25	CINCINNATI					DID NOT PLAY				
10/02	at Pittsburgh					INACTIVE				
10/09	MIAMI					INACTIVE				
10/16	at Green Bay					INACTIVE				
10/23	at Denver					INACTIVE				
10/30	NEW ENGLAND					DID NOT PLAY				
11/06	BUFFALO					DID NOT PLAY				
11/20	at New England					DID NOT PLAY				
11/27	CHICAGO	1/1	28	22	78.6	315	3	0	54t	1/7
12/04	at Minnesota	1/1	57	31	54.4	369	0	2	60	1/3
12/11	at Buffalo	1/1	44	27	61.4	268	0	0	25	3/30
12/18	DETROIT					INACTIVE				
12/22	JACKSONVILLE					INACTIVE				
01/01	at Seattle	1/1	46	23	50.0	240	0	2	30	4/36
01/08	at Miami					INACTIVE				
<b>2022 TOTALS</b>		<b>4/4</b>	<b>175</b>	<b>103</b>	<b>58.9</b>	<b>1192</b>	<b>3</b>	<b>4</b>	<b>54t</b>	<b>9/76</b>



# 94

## CHRISTIAN WILKINS

DEFENSIVE TACKLE // 6-4 // 310 // CLEMSON '19  
 ACQUIRED: D1, '19  
 HOMETOWN: SPRINGFIELD, MASS. // BORN: 12/20/95  
 NFL: FIFTH SEASON // DOLPHINS: FIFTH SEASON

### NFL CAREER

#### TRANSACTIONS:

- 1st-round pick (13th overall) by Miami in the 2019 NFL Draft.

#### CAREER HONORS:

- No. 81 on the NFL Network Top 100 list in 2023.

#### CAREER HIGHLIGHTS:

- Played in 64 career games with 60 starts.
- 290 tackles (166 solo), 11.5 sacks, 1 interception, 17 passes defended, 3 forced fumbles and 4 fumble recoveries.
- 2 receptions for 2 yards (2.0 avg.) and 2 TDs.
- Started 1 postseason game.
- His 290 career tackles are 2nd-most among all NFL defensive linemen since he entered the league in 2019:

#### NFL DEFENSIVE LINEMEN TACKLES LEADERS (SINCE 2019)

PLAYER	TEAM	TOT	SOLO	ASST
1. Cameron Heyward	Pit.	300	173	127
2. <b>CHRISTIAN WILKINS</b>	<b>MIA.</b>	<b>290</b>	<b>166</b>	<b>124</b>
3. DeForest Buckner	SF/Ind.	261	154	107
4. Sam Hubbard	Cin.	260	146	114
5. Jonathan Allen	Was.	257	157	100

- His 98 tackles in 2022 were the most by an NFL defensive lineman since 1994:

#### MOST TACKLES IN A SEASON BY A D-LINEMAN (SINCE 1994)

PLAYER	TM	YR	TKLS
1. <b>CHRISTIAN WILKINS</b>	<b>MIA.</b>	<b>2022</b>	<b>98</b>
2. Anthony Spencer	Dal.	2012	95
Michael Bankston	Ari.	1997	95
Ted Washington	Buf.	1996	92
5. <b>CHRISTIAN WILKINS</b>	<b>MIA.</b>	<b>2021</b>	<b>89</b>
Cameron Heyward	Pit.	2021	89
Aaron Kampman	GB	2006	89

- He led all NFL defensive linemen with 98 tackles in 2022:

#### NFL DEFENSIVE LINEMEN TACKLES LEADERS (2022)

PLAYER	TEAM	TOT	SOLO	ASST
1. <b>CHRISTIAN WILKINS</b>	<b>MIA.</b>	<b>98</b>	<b>59</b>	<b>39</b>
2. Maxx Crosby	LV	87	58	29
3. DeForest Buckner	Ind.	74	44	30
Cameron Heyward	Pit.	74	39	35
5. Zach Sieler	Mia.	70	41	29
Grover Stewart	Ind.	70	44	26

- His 98 tackles in 2022 were the most by a Dolphins defensive lineman since since full tackle records began in 1986:

**MOST TACKLES IN A SEASON BY A DOLPHINS D-LINEMAN (SINCE 1986)**

	PLAYER	POS	YR	TKLS
1.	<b>CHRISTIAN WILKINS</b>	<b>DT</b>	<b>2022</b>	<b>98</b>
2.	Jeff Cross	DE	1993	93
3.	<b>CHRISTIAN WILKINS</b>	<b>DT</b>	<b>2021</b>	<b>89</b>
4.	Marco Coleman	DE	1992	84
5.	Larry Jackson	DE	1997	78

- His 56 tackles in 2019 were the most by any rookie defensive lineman in the league that season:

**2019 NFL TACKLES LEADERS (ROOKIE DEFENSIVE LINEMEN)**

	PLAYER	TEAMS	TOT	SOLO	ASST
1.	<b>CHRISTIAN WILKINS</b>	<b>MIA.</b>	<b>56</b>	<b>30</b>	<b>26</b>
2.	Nick Bosa	SF	47	32	15
3.	Maxx Crosby	Oak.	46	35	11
4.	Josh Allen	Jax.	44	31	13
5.	Ed Oliver	Buf.	43	24	19

- His 56 tackles in 2019 were the 5th-most by an NFL rookie defensive lineman since 2015.
- His 56 tackles in 2019 were tied for the 5th-most by any defensive tackle in the NFL that season:

**2019 NFL TACKLES LEADERS (DEFENSIVE TACKLES)**

	PLAYER	TEAM	TOT	SOLO	ASST
1.	Cameron Heyward	Pit.	83	51	32
2.	Davon Godchaux	Mia.	75	33	42
3.	Grady Jarrett	Atl.	69	38	31
4.	Sheldon Richardson	Cle.	62	43	19
5.	<b>CHRISTIAN WILKINS</b>	<b>MIA.</b>	<b>56</b>	<b>30</b>	<b>26</b>
6.	Tyler Davison	Atl.	55	26	29

- Served as a team captain in 2022.

**2023 (MIAMI):****HONORS:**

- No. 81 on the NFL Network Top 100 list.

**2022 (MIAMI):**

- Started all 17 games.
- 98 tackles (59 solo), 3.5 sacks, 6 passes defended, 2 forced fumbles and 1 fumble recovery.
- Served as a team captain.

**VS. PITTSBURGH (10/23):** 6 tackles (4 solo) and 0.5 sack.

- Split a sack of QB Kenny Pickett with LB Jaelan Phillips on a 2nd-and-10 snap with just under 2 minutes left in the game.

**AT SAN FRANCISCO (12/4):** 12 tackles (7 solo) and 1 forced fumble.

- Stripped the ball from WR Jauan Jennings in the 2nd quarter.

**AT BUFFALO (12/17):** 6 tackles (4 solo), 1 forced fumble and 1 fumble recovery.

- Recovered a fumble by QB Josh Allen that was forced by LB Jaelan Phillips in the 4th quarter.
- On the next defensive snap, forced a fumble of QB Josh Allen that was recovered by Buffalo.

**POSTSEASON:**

**AFC WILD CARD AT BUFFALO (1/15):** 4 tackles (2 solo) and 1.0 sack.

- Split a sack with DT Zach Sieler of QB Josh Allen on a 3rd-and-8 snap early in the 2nd quarter.
- Split a sack with DT Zach Sieler of QB Josh Allen on a 2nd-and-8 snap late in the 2nd quarter.

**2021 (MIAMI):**

- Started all 17 games.
- 89 tackles (49 solo), 4.5 sacks, 4 passes defended, 1 forced fumble and 1 fumble recovery.
- 1 reception for 1 yard and 1 TD.

**AT JACKSONVILLE IN LONDON (10/17):** 3 tackles (2 solo), 1.0 sack and 1 forced fumble.

- Strip-sacked QB Trevor Lawrence in the 3rd quarter and the fumble was recovered by DT Zach Sieler.

**AT N.Y. JETS (11/21):** 3 tackles (2 solo) and 1 fumble recovery.

- Recovered a QB Joe Flacco fumble forced by S Brandon Jones in the 2nd quarter.

**VS. N.Y. JETS (12/19):** 7 tackles (2 solo) and 1 pass defended; 1 reception for 1 yard and 1 TD.

- Caught a 1-yard TD pass from QB Tua Tagovailoa in the 4th quarter to give Miami a 24-17 lead.

**VS. NEW ENGLAND (1/9):** 7 tackles (6 solo), 1.0 sack and 1 pass defended.

- Sacked QB Mac Jones for a loss of 8 yards on 3rd-and-4 in the 3rd quarter.

**2020 (MIAMI):**

- Played in 14 games with 12 starts.
- Spent 2 games on the Reserve/COVID-19 list.
- 47 tackles (28 solo), 1.5 sacks, 1 interception, 5 passes defended and 1 fumble recovery.
- Member of the team's Social Impact Committee.

**AT SAN FRANCISCO (10/11):** 2 tackles (1 solo) and 1 fumble recovery.

- Recovered a QB C.J. Beathard fumble forced by DE Emmanuel Ogbah in the 4th quarter.

**VS. N.Y. JETS (10/18):** 5 tackles (3 solo), 1.0 sack and 2 passes defended.

- Sacked QB Joe Flacco in the 2nd quarter on 3rd-and-6 for a loss of 8 yards.

**VS. L.A. RAMS (11/1):** 5 tackles (3 solo), 1 interception and 1 pass defended.

- Intercepted QB Jared Goff in the 2nd quarter and returned it 8 yards for his 1st career interception.

**HONORS:**

- Won the Nat Moore Community Service Award as part of the team's Social Impact Committee.

**2019 (MIAMI):**

- Played in all 16 games with 14 starts.
- 56 tackles (30 solo), 2.0 sacks and 2 passes defended.
- 1 reception for 1 yard and 1 TD.

- His 56 tackles were the most by any rookie defensive lineman in the league.

- His 56 tackles were the 5th-most by an NFL rookie defensive linemen since 2015.

- His 56 tackles were the 5th-most by any defensive tackle in the NFL.

**VS. N.Y. JETS (11/3):** 5 tackles (3 solo) and 1.0 sack.

- Sacked QB Sam Darnold on 3rd-and-3 forcing a Jets missed field goal.
- It was his 1st career sack.

**AT CLEVELAND (11/24):** 6 tackles (3 solo).

**VS. CINCINNATI (12/22):** 3 solo tackles and 1.0 sack; 1 reception for 1 yard and 1 TD.

- Scored a 1-yard TD on Miami's first possession. He caught a pass out of the backfield and recovered his own fumble in the end zone for the score. It was the 1st reception and TD of his career.
- Is the 2nd Dolphins defensive player ever to catch a touchdown (Vern den Herder).
- Is just the 3rd player NFL player in the 2010s decade to catch a TD and record a sack on the same game (Vita Vea and J.J. Watt).
- Sacked QB Andy Dalton in the 3rd quarter.

- 2nd-team All-ACC.
  - Finalist for the Bronko Nagurski Trophy (nation's best defensive player).
  - Helped his team win the College Football Playoff National Championship.
- TRUE FRESHMAN (2015):** Played in all 15 games with 1 start; 33 tackles (18 solo), 2 sacks and 1 forced fumble; 1 reception for 31 yards.
- Freshman All-American.

## BEFORE THE NFL

### COLLEGE (CLEMSON):

- 4-year letterman (2015-18) and 3-year starter.
- CAREER:** Played in all 59 games with 45 starts; 191 tackles (94 solo), 16 sacks, 16 passes defended, 2 forced fumbles and 4 fumble recoveries; 2 blocked kicks; 4 carries for 13 yards (3.3 avg.) and 2 TDs; 2 receptions for 32 yards (16.0 avg.) and 1 TD.

- Finished his career tied for the most games played in school history (59).
- 1 of 4 players in school history to earn All-American honors in 3 different seasons.

**SENIOR (2018):** Started all 15 games; 50 tackles (26 solo), 6 sacks, 2 passes defended, 1 forced fumble and 2 fumble recoveries; 1 blocked kick; 3 carries for 3 yards (1.0 avg.) and 2 TDs.

- Won the William V. Campbell Trophy (nation's best scholar-athlete) and became the 1st player in school history to win the award.
- Unanimous 1st-team All-American.
- 1st-team All-ACC.
- Finalist for the Chuck Bednarik Award (nation's top defensive player).
- Finalist for the Bronko Nagurski Trophy (best defensive player).
- Finalist for the Outland Trophy (nation's best interior lineman).
- Finalist for the Lombardi Award (based on performance, leadership, character and resiliency).
- Finalist for the Lott IMPACT Trophy (best defensive player in character and performance).
- Finalist for the Senior CLASS Award (most outstanding senior).
- Helped his team win the College Football Playoff National Championship.
- Voted a team captain.

**JUNIOR (2017):** Started all 14 games; 60 tackles (26 solo), 4.5 sacks and 4 passes defended.

- Won the Bill Willis Award (nation's best defensive lineman).
- 1st-team All-American.
- 1st-team All-ACC.
- Served as a team captain.

**SOPHOMORE (2016):** Started all 15 games; 48 tackles (24 solo), 3.5 sacks, 10 passes defended and 2 fumble recoveries; 1 blocked kick; 1 carry for 10 yards; 1 reception for 1 yard and 1 TD.

- 1st-team All-American.

### HIGH SCHOOL (SUFFIELD ACADEMY – SUFFIELD, CT.)

- Also lettered in basketball.

**CAREER:** Played in 35 games; 253 tackles, 28.5 sacks and 6 fumble recoveries.

**SENIOR (2014):** 71 tackles, 8 sacks and 4 forced fumbles.

**JUNIOR (2013):** 57 tackles.

**SOPHOMORE (2012):** 12 receptions for 209 yards (17.4 avg.) and 2 TDs.

## OFF THE FIELD

### COMMUNITY:

#### 2022:

- Partnered with Dade County Federal Credit Union to distribute 800 Thanksgiving turkeys to Miami Gardens families.
- Along with defensive teammates, hosted a Thanksgiving dinner at Hard Rock Stadium for 100 kids from Big Brothers Big Sisters of Broward and Miami.
- Hosted a Halloween shopping event at Spirit Halloween for 35 children from Break the Cycle and Alex's Place, the pediatric hematology-oncology clinic at the Sylvester Comprehensive Cancer Center.
- Participated in the 35-mile bike ride at DCC XII to benefit Sylvester Comprehensive Cancer Center.

#### 2021:

- Partnered with Dade County Federal Union to distribute hundreds of Thanksgiving turkeys and meals for South Florida families involved in the Head Start Program for school readiness in low-income households.

#### 2020:

- Helped establish the Social Impact Committee to make a difference in civic engagement, education and economic empowerment.
- Rode the 25-mile Fort Lauderdale Ride in the 2020 Dolphins Cancer Challenge.

#### 2019:

- In 2019, along with fellow Dolphins rookies, collaborated with Neighbors4Neighbors to sponsor four South Florida families with holiday gifts and game tickets.
- Delivered Thanksgiving meals to local families in need with the Fort Lauderdale Police Department through Football Unites.
- Visited children at Alex's Place at Sylvester Comprehensive Cancer Center.
- Volunteered with Big Brothers Big Sisters of Miami for the Top Golf event through Football Unites.

- Delivered and assembled beds for two South Florida families in need in partnership with Ashley HomeStore.
- Spent time with 80 local youth from the His House Children's Home, a Miami Gardens foster care residential facility, and shopped for back-to-school shoes at DSW Designer Shoe Warehouse.
- Surprised 100 underprivileged kids in South Florida with brand new beds in partnership with

Ashley HomeStore and helped host the 3rd annual Hope to Dream Sleepover at the Baptist Health Training Facility.

#### PERSONAL:

- **GRADUATE DEGREE:** Athletic leadership.
- **MAJOR:** Communication.

#### CHRISTIAN WILKINS' NFL REGULAR SEASON STATS

YEAR	TEAM	GP	GS	TACKLES				INTERCEPTIONS				FUMBLES			
				TOT	SOLO	ASST	SK	YDS	INT	YDS	LG	TD	PD	FF	FR
2019	MIAMI	16	14	56	30	26	2.0	14.0	0	0	0	0	2	0	1
2020	MIAMI	14	12	47	28	19	1.5	10.0	1	8	8	0	5	0	1
2021	MIAMI	17	17	89	49	40	4.5	31.0	0	0	0	0	4	1	1
2022	MIAMI	17	17	98	59	39	3.5	24.5	0	0	0	0	6	2	1
<b>NFL TOTALS</b>		<b>64</b>	<b>60</b>	<b>290</b>	<b>166</b>	<b>124</b>	<b>11.5</b>	<b>79.5</b>	<b>1</b>	<b>8</b>	<b>8</b>	<b>0</b>	<b>17</b>	<b>3</b>	<b>4</b>

#### CHRISTIAN WILKINS' NFL PLAYOFF STATS

YEAR	TEAM	GP	GS	TACKLES				INTERCEPTIONS				FUMBLES			
				TOT	SOLO	ASST	SK	YDS	INT	YDS	LG	TD	PD	FF	FR
2022	MIAMI	1	1	4	2	2	1.0	1.0	0	0	0	0	0	0	0
<b>PLAYOFF TOTALS</b>		<b>1</b>	<b>1</b>	<b>4</b>	<b>2</b>	<b>2</b>	<b>1.0</b>	<b>1.0</b>	<b>0</b>	<b>0</b>	<b>0</b>	<b>0</b>	<b>0</b>	<b>0</b>	<b>0</b>

#### ADDITIONAL STATS

**Receiving:** 1 for 1 yard and 1 TD in 2019; 1 for 1 yard and 1 TD in 2021.

#### SINGLE-GAME CAREER HIGHS

- Tackles:** 12 at San Francisco, 12/4/22
- Sacks:** 1.0 11 times, last: at Buffalo, 1/15/23\*
- Interceptions:** 1 vs. L.A. Rams, 11/1/20
- Passes Defensed:** 2 3 times, last: vs. Green Bay, 12/25/22
- Forced Fumbles:** 1 3 times, last: at Buffalo, 12/17/22
- Fumble Recoveries:** 1 4 times, last: at Buffalo, 12/17/22

\*AFC Wild Card game



# 58

## CONNOR WILLIAMS

OFFENSIVE LINEMAN // 6-5 // 312 // TEXAS '18  
ACQUIRED: UFA, '22 (DAL.)  
HOMETOWN: COPPELL, TEXAS. // BORN: 5/12/97  
NFL: SIXTH SEASON // DOLPHINS: SECOND SEASON

#### NFL CAREER

#### TRANSACTIONS:

- Signed by Miami as an unrestricted free agent from Dallas on March 17, 2022.
- 2nd-round pick (50th overall) by Dallas in the 2018 NFL Draft.

#### CAREER HIGHLIGHTS:

- Played in 74 career games with 68 starts – 47 at left guard, 18 at center, 2 at right guard and 1 at fullback.
- 3 miscellaneous tackles.

- Started 4 postseason games – 3 with Dallas and 1 with Miami.

#### 2022 (MIAMI):

- Started all 17 games at center.
- VS. NEW ENGLAND (9/11):** Started at center.
- Made his Dolphins debut.

#### AT BALTIMORE (9/18):

- Started at center.
- Helped the Dolphins overcome a 21-point fourth-quarter deficit and post 547 total yards in the win.

#### AT DETROIT (10/30):

- Started at center.
- Helped the Dolphins total 476 yards of offense in the come-from-behind victory.

- VS. CLEVELAND (11/13):** Started at center.
- Helped the offense total 491 yards and 39 points while not allowing QB Tua Tagovailoa to get sacked.

**POSTSEASON:**

- AFC WILD CARD AT BUFFALO (1/15):** Started at center.

**2021 (DALLAS):**

- Played in all 17 games with 14 starts – 13 at left guard and 1 at fullback.
- AT TAMPA BAY (9/9):** Started at left guard.
- AT NEW ENGLAND (10/17):** Started at left guard.
- Protected QB Dak Prescott as the team did not allow a sack.

- VS. WASHINGTON (12/26):** Started at left guard.

**POSTSEASON:**

- NFC WILD CARD VS. SAN FRANCISCO (1/16):** Started at left guard.

**2020 (DALLAS):**

- Started all 16 games – 15 at left guard and 1 at center.
  - 1 miscellaneous tackle.
- VS. ATLANTA (9/20):** Started at left guard.
- Paved the way for a ground attack that scored 4 rushing touchdowns, including 3 from QB Dak Prescott.
- AT CINCINNATI (12/13):** Started at left guard.
- VS. PHILADELPHIA (12/27):** Started at left guard.

**2019 (DALLAS):**

- Started 11 games at left guard.
  - Inactive for 1 game.
  - Missed the final 4 games after being placed on injured reserve on Dec. 2.
- VS. MIAMI (9/22):** Started at left guard.
- Paved the way for RB Ezekiel Elliott and RB Tony Pollard to each have a 100-yard rushing output.
- VS. GREEN BAY (10/6):** Started at left guard.
- Helped the offense produce a season-high 563 yards of total offense.
- AT N.Y. GIANTS (11/4):** Started at left guard.
- Protected QB Dak Prescott as the team did not allow a sack.

**2018 (DALLAS):**

- Played in 13 games with 10 starts – 8 at left guard and 2 at right guard.

- Dressed but did not play in 2 games.
- Inactive for 1 game.

- AT CAROLINA (9/9):** Started at left guard.

- Made his NFL debut.

- VS. DETROIT (9/30):** Started at left guard.

- Blocked for RB Ezekiel Elliott to have a 152-yard rushing game.

- VS. JACKSONVILLE (10/14):** Started at left guard.

**POSTSEASON:**

- NFC WILD CARD VS. SEATTLE (1/5):** Started at left guard.

- NFC DIVISIONAL AT L.A. RAMS (1/12):** Started at left guard.

**BEFORE THE NFL**

**COLLEGE (TEXAS):**

- 3-year starter (2015-17)
- CAREER:** Played in 29 games with 28 starts at left tackle.
- JUNIOR (2017):** Started 5 games at left tackle.
- SOPHOMORE (2016):** Played in all 12 games with 11 starts at left tackle
- 1st-team All-American.
  - 1st-team All-Big-12.
- TRUE FRESHMAN (2015):** Started all 12 games at left tackle.
- 1st-team Freshman All-American.
  - Honorable mention All-Big-12.

**HIGH SCHOOL (COPPELL HS – COPPELL, TEXAS)**

- Played tight end and also on the offensive and defensive lines.
- SENIOR (2014):** 38 tackles, 3.0 sacks, 5 forced fumbles and 2 passes defended.
- 2nd-team all-state.
  - 2nd-team all-area.
  - 1st-team all-district.
- JUNIOR (2013):** 3 receptions for 20 yards and 1 TD.
- 2nd-team all-district.

**OFF THE FIELD**

**PERSONAL:**

- MAJOR:** Business finance.

**CONNOR WILLIAMS' NFL REGULAR SEASON STATS**

**GAMES/STARTS:** (Dallas) 2018: 13/10, 2019: 11/11, 2020: 16/16, 2021: 17/14, (Miami) 2022: 17/17 **NFL TOTALS: 74/68**

**CONNOR WILLIAMS' NFL PLAYOFF STATS**

**GAMES/STARTS:** (Dallas) 2018: 2/2, 2021: 1/1, (Miami) 2022: 1/1 **PLAYOFF TOTALS: 4/4**

**ADDITIONAL STATS**

**Miscellaneous Tackles:** (Dallas) 1 in 2018, 1 in 2019, 1 in 2020 for total of 3.

**Miscellaneous Fumble Recoveries:** (Miami) 1 in 2022.



# 6

## TRILL WILLIAMS

CORNERBACK // 6-1 // 205 // SYRACUSE '21  
 ACQUIRED: WAL., '21 (NO)  
 HOMETOWN: YONKERS, N.Y. // BORN: 12/29/99  
 NFL: THIRD SEASON // DOLPHINS: THIRD SEASON

### NFL CAREER

#### TRANSACTIONS:

- Awarded off waivers to Miami on May 17, 2021.
- Waived/failed physical by New Orleans on May 14, 2021.
- Signed by New Orleans as an undrafted college free agent on May 11, 2021.

#### CAREER HIGHLIGHTS:

- Played in 1 career game.

#### 2022 (MIAMI):

- Missed the entire season after being placed on injured reserve on Aug. 15.

#### 2021 (MIAMI):

- Played in 1 game.
- Inactive for 12 games.
- Dressed but did not play in 4 games.

**VS. NEW ENGLAND (1/9):** Played but did not record any stats.

- Made his NFL debut.

### BEFORE THE NFL

#### COLLEGE (SYRACUSE):

- 3-year letterman (2018-20) and 1-year starter.

**CAREER:** Played in 28 games with 15 starts; 93 tackles (65 solo), 4 interceptions, 10 passes defended, 3 forced fumbles and 1 fumble recovery; 1 interception return for a TD; 1 fumble return for a TD; 1 blocked punt return for a TD.

**JUNIOR (2020):** Played in 5 games with 4 starts;

24 tackles (15 solo), 1 interception and 5 passes defended; 1 interception return for a TD.

**SOPHOMORE (2019):** Played in 11 games with 7 starts; 38 tackles (25 solo), 1 interception, 3 passes defended, 3 forced fumbles and 1 fumble recovery; 1 fumble return for a TD.

**TRUE FRESHMAN (2018):** Played in 12 games with 4 starts; 31 tackles (25 solo), 2 interceptions and 2 passes defended; 1 blocked punt return for a TD.

#### HIGH SCHOOL (ARCHBISHOP STEPINAC HS – WHITE PLAINS, N.Y.)

- Also played running back and wide receiver.
- Also lettered in basketball and track.

**SENIOR (2017):** 46 tackles, 5 interceptions and 19 passes defended; 317 rushing yards, 217 receiving yards and 11 TDs; 7 punt returns for 138 yards (19.7 avg.).

- 1st-team all-state.
- League Defensive Player of the Year.
- Team captain.
- Helped his team win a state championship.

### OFF THE FIELD

#### COMMUNITY:

##### 2021:

- Along with fellow Dolphins rookies, teamed up with Neighbors4Neighbors to provide South Florida families with holiday gifts.

#### PERSONAL:

- **MAJOR:** Communication and rhetorical studies.

### TRILL WILLIAMS' NFL REGULAR SEASON STATS

YEAR	TEAM	GP	GS	TACKLES					INTERCEPTIONS					FUMBLES	
				TOT	SOLO	ASST	SK	YDS	INT	YDS	LG	TD	PD	FF	FR
2021	MIAMI	1	0	0	0	0	0.0	0	0	0	-	0	0	0	0
2022	MIAMI	INJURED RESERVE													
<b>NFL TOTALS</b>		<b>1</b>	<b>0</b>	<b>0</b>	<b>0</b>	<b>0</b>	<b>0.0</b>	<b>0</b>	<b>0</b>	<b>0</b>	<b>-</b>	<b>0</b>	<b>0</b>	<b>0</b>	<b>0</b>



# 11

## CEDRICK WILSON JR.

WIDE RECEIVER // 6-2 // 197 // BOISE STATE '18  
ACQUIRED: FA, '22  
HOMETOWN: MEMPHIS, TENN. // BORN: 11/20/95  
NFL: SIXTH SEASON // DOLPHINS: SECOND SEASON

### NFL CAREER

#### TRANSACTIONS:

- Signed by Miami as an unrestricted free agent from Dallas on March 17, 2022.
- Signed to Dallas' active roster on Sept. 14, 2019
- Signed to Dallas' practice squad on Sept. 2, 2019.
- Waived by Dallas on Aug. 31, 2019.
- 6th-round pick (208th overall) by Dallas in the 2018 NFL Draft.

#### CAREER HIGHLIGHTS:

- Played in 53 career games with 4 starts.
- 79 receptions for 973 yards (12.3 avg.) and 8 TDs.
- 6 carries for 7 yards (1.2 avg.).
- 5-for-5 passing (100 pct.) for 111 yards and 1 TD for a QB rating of 158.3.
- 3 kickoff returns for 64 yards (21.3 avg.).
- 31 punt returns for 166 yards (5.4 avg.).
- 2 solo special teams tackles.
- Appeared in 2 postseason games – 1 with Dallas and 1 with Miami.

#### 2022 (MIAMI):

- Played in 15 games.
- Inactive for 2 games.
- 12 receptions for 136 yards (11.3 avg.).
- 1 carry for 8 yards.
- 13 punt returns for 97 yards (7.5 avg.).

**VS. NEW ENGLAND (9/11):** 2 receptions for 20 yards (10.0 avg.); 1 carry for 8 yards.

- Made his Dolphins debut.

**AT CHICAGO (11/6):** 2 receptions for 23 yards (11.5 avg.); 1 punt return for 8 yards.

**VS. HOUSTON (11/27):** 2 receptions for 26 yards (13.0 avg.); 3 punt returns for 22 yards (7.3 avg.).

#### POSTSEASON:

**AFC WILD CARD AT BUFFALO (1/15):** 1 reception for 14 yards; 2 punt returns for 53 yards (26.5 avg.).

- Returned a punt for 50 yards in the 2nd quarter, which was the longest punt return in Dolphins postseason history.

#### 2021 (DALLAS):

- Played in 16 games with 4 starts.
- Inactive for 1 game.
- 45 receptions for 602 yards (13.4 avg.) and 6 TDs.
- 2 carries for 11 yards (5.5 avg.).
- 5 carries for -1 yard (-0.2 avg.).

- 3-for-3 passing (100 pct.) for 88 yards for a QB rating of 118.8.

- 11 punt returns for 36 yards (3.3 avg).
- 1 solo special teams tackle.

**VS. CAROLINA (10/3):** 2 receptions for 30 yards (15.0 avg) and 1 TD.

- Caught a 23-yard TD pass from QB Dak Prescott in the 3rd quarter to give Dallas a 33-14 lead.

**VS. LAS VEGAS (11/25):** 7 receptions for 104 yards (14.9 avg.); 2 punt returns for 16 yards (8.0 avg.).

**AT PHILADELPHIA (1/8):** 5 receptions for 119 yards (23.8 avg.) and 2 TDs.

- Caught a 14-yard TD pass from QB Dak Prescott to tie the game at 7-7 in the 1st quarter.
- Hauled in a 24-yard TD pass from QB Dak Prescott on 3rd-and-5 in the 2nd quarter to give Dallas a 17-10 advantage.

#### POSTSEASON:

**NFC WILD CARD VS. SAN FRANCISCO (1/16):** 5 receptions for 62 yards (12.4 avg.); 1 miscellaneous tackle.

#### 2020 (DALLAS):

- Played in all 16 games.
- 17 receptions for 189 yards (11.1 avg.) and 2 TDs.
- 3 carries for -12 yards (-4.0 avg).
- 2-for-2 passing (100 pct.) for 23 yards and 1 TD for a QB rating of 154.2.
- 5 punt returns for 20 yards (4.0 avg.).
- 1 solo special teams tackle.

**AT SEATTLE (9/27):** 5 receptions for 107 yards (21.4 avg.) and 2 TDs; 1 punt return for 1 yard.

- Caught a 40-yard TD pass from QB Dak Prescott on 1st-and-10 in the 2nd quarter to cut Seattle's lead to 16-15.

- Hauled in a 42-yard TD pass in the 3rd quarter from QB Dak Prescott.

**VS. CLEVELAND (10/4):** 3 receptions for 34 yards (11.3 avg.); 1 punt return for 6 yards.

**VS. N.Y. GIANTS (10/11):** 4 receptions for 22 yards (5.5 avg.); 1-for-1 passing for 11 yards and a TD for a QB rating of 152.1.

- Threw an 11-yard TD pass to QB Dak Prescott to give Dallas a 24-20 lead in the 2nd quarter.

#### 2019 (DALLAS):

- Played in 6 games.
- Spent 1 game on the practice squad.
- Inactive for 6 games.



- Missed the rest of the season after being placed on injured reserve on Dec. 10.
- 5 receptions for 46 yards (9.2 avg.).
- 3 kickoff returns for 64 yards (21.3 avg.).
- 2 punt returns for 13 yards (6.5 avg.).

**AT WASHINGTON (9/15):** 1 punt return for 0 yards.

- Made his NFL debut.

**AT N.Y. JETS (10/13):** 5 receptions for 46 yards (9.2 avg.).

## 2018 (DALLAS):

- Missed the entire on injured reserve.

## BEFORE THE NFL

### COLLEGE (BOISE STATE):

- 2-year letterman (2016-17) and 1-year starter.
- Transferred from Coffeyville Community College following his sophomore season (2015).

**CAREER (AT BOISE STATE):** Played in 27 games with 18 starts; 139 receptions for 2,640 yards (19.0 avg.) and 18 TDs; 12 carries for 20 yards (1.7 avg.); 31 kickoff returns for 742 yards (23.9 avg.); 10 punt returns for 132 yards (13.2 avg.); 4-of-5 passing (80.0pct.) for 130 yards and 1 TD.

**SENIOR (2017 AT BOISE STATE):** Played in 14 games with 13 starts; 83 receptions for 1,511 yards (18.2 avg.) and 7 TDs; 9 carries for 13 yards (1.4 avg.); 18 kickoff returns for 465 yards (25.8 avg.) 2-of-3 passing (66.7 pct.) for 46 yards.

- 1st-team All-Mountain.

- His 1,511 receiving yards were a single-season school record.

**JUNIOR (2016 AT BOISE STATE):** Played in 13 games with 5 starts; 56 receptions for 1,129 yards (20.2 avg.) and 11 TDs; 3 carries for 7 yards (2.3 avg.); 13 kickoff returns for 277 yards (21.3 avg.); 10 punt returns for 132 yards (13.2 avg.) 2-for-2 passing for 84 yards and 1 TD.

- Honorable mention All-Mountain West.
- Academic All-Mountain West.

**SOPHOMORE (2015 AT COFFEYVILLE):** 66 receptions for 1,045 yards (15.8 avg.) and 17 TDs.

- NJCAA All-American.

**TRUE FRESHMAN (2014 AT COFFEYVILLE):** Played in 11 games; 629 receiving yards and 10 TDs.

- All-conference.

## HIGH SCHOOL (WHITE STATION HS – MEMPHIS, TENN.)

- Played quarterback.

**SENIOR (2013):**

- All-state.

## OFF THE FIELD

### PERSONAL:

- Father, Cedrick Wilson Sr., played for San Francisco (2001-04) and Pittsburgh (2005-07) and won Super Bowl XL with the Steelers.

- **MAJOR:** Communications and an associate's degree in arts and science.

## CEDRICK WILSON JR.'S NFL REGULAR SEASON STATS

YEAR	TEAM	GP	GS	RECEIVING					RUSHING				
				REC	YDS	AVG	LG	TD	ATT	YDS	AVG	LG	TD
2019	DALLAS	6	0	5	46	9.2	14	0	0	0	0.0	0	0
2020	DALLAS	16	0	17	189	11.1	42†	2	3	-12	-4.0	-1	0
2021	DALLAS	16	4	45	602	13.4	73†	6	2	11	5.5	6	0
2022	MIAMI	15	0	12	136	11.3	21	0	1	8	8.0	8	0
<b>NFL TOTALS</b>		<b>53</b>	<b>4</b>	<b>79</b>	<b>973</b>	<b>12.3</b>	<b>73†</b>	<b>8</b>	<b>6</b>	<b>7</b>	<b>1.2</b>	<b>8</b>	<b>0</b>

## CEDRICK WILSON JR.'S NFL REGULAR SEASON RETURNING STATS

YEAR	TEAM	KICKOFF RETURN					PUNT RETURN					
		KR	YDS	AVG	LG	TD	PR	FC	YDS	AVG	LG	TD
2019	DALLAS	3	64	21.3	22	0	2	2	13	6.5	13	0
2020	DALLAS	0	0	0.0	-	0	5	5	20	4.0	10	0
2021	DALLAS	0	0	0.0	-	0	11	5	36	3.3	14	0
2022	MIAMI	0	0	0.0	-	0	13	16	97	7.5	15	0
<b>NFL TOTALS</b>		<b>3</b>	<b>64</b>	<b>21.3</b>	<b>22</b>	<b>0</b>	<b>31</b>	<b>28</b>	<b>166</b>	<b>5.4</b>	<b>15</b>	<b>0</b>

## CEDRICK WILSON JR.'S NFL PLAYOFF STATS

YEAR	TEAM	GP	GS	RECEIVING					RUSHING				
				REC	YDS	AVG	LG	TD	ATT	YDS	AVG	LG	TD
2021	DALLAS	1	0	5	62	12.4	24	0	0	0	0.0	0	0
2022	MIAMI	1	0	1	14	14.0	14	0	0	0	0.0	0	0
<b>PLAYOFF TOTALS</b>		<b>2</b>	<b>0</b>	<b>6</b>	<b>76</b>	<b>12.7</b>	<b>24</b>	<b>0</b>	<b>0</b>	<b>0</b>	<b>0.0</b>	<b>0</b>	<b>0</b>

## CEDRICK WILSON JR.'S NFL PLAYOFF RETURNING STATS

YEAR	TEAM	KICKOFF RETURN					PUNT RETURN					
		KR	YDS	AVG	LG	TD	PR	FC	YDS	AVG	LG	TD
2022	MIAMI	0	0	0.0	-	0	2	1	53	26.5	50	0
<b>NFL TOTALS</b>		<b>0</b>	<b>0</b>	<b>0.0</b>	<b>-</b>	<b>0</b>	<b>2</b>	<b>1</b>	<b>53</b>	<b>26.5</b>	<b>50</b>	<b>0</b>

## ADDITIONAL STATS

**Passing:** (Dallas) 2-for-2 for 23 yards and 1 TD in 2020, 3-for-3 for 88 yards in 2021 for total of 5-for-5 for 111 yards and 1 TD.

**Forced Fumbles:** (Dallas) 1 in 2020.

**Special Teams Tackles:** (Dallas) 1 in 2020, 1 in 2021 for total of 2.

**Miscellaneous Tackles:** (P-1).

## SINGLE-GAME CAREER HIGHS

**Receptions:** 7 vs. Las Vegas, 11/25/21  
**Receiving Yards:** 119 at Philadelphia, 1/8/22  
**Longest Reception:** 73t at Minnesota, 10/31/21  
**Receiving TDs:** 2 Twice, last: at Seattle, 9/27/20

## 100-YARD RECEIVING GAMES (3)

DATE	OPPONENT	REC	YDS	AVG	LG	TD
9/27/20	at Seattle	5	107	21.4	42t	2
11/25/21	LAS VEGAS	7	104	14.9	51	0
1/8/22	at Philadelphia	5	119	23.8	37	2

## 2019 GAME-BY-GAME STATS (DALLAS)

DATE	OPPONENT	P/S	REC	YDS	AVG	LG	TD
09/08	N.Y. GIANTS		PRACTICE SQUAD				
09/15	at Washington	1/0	0	0	0.0	-	0
09/22	MIAMI	1/0	0	0	0.0	-	0
09/29	at New Orleans	1/0	0	0	0.0	-	0
10/06	GREEN BAY		INACTIVE				
10/13	at N.Y. Jets	1/0	5	46	9.2	14	0
10/20	PHILADELPHIA	1/0	0	0	0.0	-	0
11/04	at N.Y. Giants		INACTIVE				
11/10	MINNESOTA		INACTIVE				
11/17	at Detroit		INACTIVE				
11/24	at New England		INACTIVE				
11/28	BUFFALO		INACTIVE				
12/05	at Chicago	1/0	0	0	0.0	-	0
12/15	L.A. RAMS		INJURED RESERVE				
12/22	at Philadelphia		INJURED RESERVE				
12/29	WASHINGTON		INJURED RESERVE				
<b>2019 TOTALS</b>		<b>6/0</b>	<b>5</b>	<b>46</b>	<b>9.2</b>	<b>14</b>	<b>0</b>

## 2020 GAME-BY-GAME STATS (DALLAS)

DATE	OPPONENT	P/S	REC	YDS	AVG	LG	TD
09/13	at L.A. Rams	1/0	0	0	0.0	-	0
09/20	ATLANTA	1/0	0	0	0.0	-	0
09/27	at Seattle	1/0	5	107	21.4	42t	2
10/04	CLEVELAND	1/0	3	34	11.3	16	0
10/11	N.Y. GIANTS	1/0	4	22	5.5	10	0
10/19	ARIZONA	1/0	2	10	5.0	5	0
10/25	at Washington	1/0	0	0	0.0	-	0
11/01	at Philadelphia	1/0	0	0	0.0	-	0
11/08	PITTSBURGH	1/0	1	6	6.0	6	0
11/22	at Minnesota	1/0	1	7	7.0	7	0
11/26	WASHINGTON	1/0	0	0	0.0	-	0
12/08	at Baltimore	1/0	0	0	0.0	-	0
12/13	at Cincinnati	1/0	0	0	0.0	-	0
12/20	SAN FRANCISCO	1/0	0	0	0.0	-	0
12/27	PHILADELPHIA	1/0	0	0	0.0	-	0
01/03	at N.Y. Giants	1/0	1	3	3.0	3	0
<b>2020 TOTALS</b>		<b>16/0</b>	<b>17</b>	<b>189</b>	<b>11.1</b>	<b>42t</b>	<b>2</b>

## 2021 GAME-BY-GAME STATS (DALLAS)

DATE	OPPONENT	P/S	REC	YDS	AVG	LG	TD
09/09	at Tampa Bay	1/0	3	24	8.0	13	0
09/19	at L.A. Chargers	1/0	2	20	10.0	16	0
09/27	PHILADELPHIA	1/0	2	17	8.5	15	1
10/03	CAROLINA	1/0	2	30	15.0	23t	1
10/10	N.Y. GIANTS	1/1	1	35	35.0	35	0
10/17	at New England	1/1	4	42	10.5	13	0
10/31	at Minnesota	1/0	3	84	28.0	73t	1
11/07	DENVER	1/1	2	28	14.0	24	0
11/14	ATLANTA	1/0	0	0	0.0	-	0
11/21	at Kansas City	1/0	4	36	9.0	18	0
11/25	LAS VEGAS	1/1	7	104	14.9	51	0
12/2	at New Orleans		INACTIVE				
12/12	at Washington	1/0	2	18	9.0	13	0
12/19	at N.Y. Giants	1/0	0	0	0.0	-	0
12/26	WASHINGTON	1/0	2	10	5.0	6	0
01/02	ARIZONA	1/0	6	35	5.8	11	1
01/08	at Philadelphia	1/0	5	119	23.8	37	2
<b>2021 TOTALS</b>		<b>16/4</b>	<b>45</b>	<b>602</b>	<b>13.4</b>	<b>73t</b>	<b>6</b>

DATE	OPPONENT	P/S	REC	YDS	AVG	LG	TD
01/16	SAN FRANCISCO*	1/0	5	62	12.4	24	0


\* NFC Wild Card game

## 2022 GAME-BY-GAME STATS (MIAMI)

DATE	OPPONENT	P/S	REC	YDS	AVG	LG	TD
09/11	NEW ENGLAND	1/0	2	20	10.0	12	0
09/18	at Baltimore	1/0	0	0	0.0	-	0
09/25	BUFFALO	1/0	0	0	0.0	-	0
09/29	at Cincinnati		INACTIVE				
10/09	at N.Y. Jets	1/0	2	20	10.0	11	0
10/16	MINNESOTA	1/0	0	0	0.0	-	0
10/23	PITTSBURGH	1/0	0	0	0.0	-	0
10/30	at Detroit	1/0	0	0	0.0	-	0
11/06	at Chicago	1/0	2	23	11.5	14	0
11/13	CLEVELAND	1/0	1	7	7.0	7	0
11/27	HOUSTON	1/0	2	26	13.0	20	0
12/04	at San Francisco	1/0	0	0	0.0	-	0
12/11	at L.A. Chargers	1/0	2	19	9.5	12	0
12/17	at Buffalo	1/0	1	21	21.0	21	0
12/25	GREEN BAY	1/0	0	0	0.0	-	0
01/01	at New England	1/0	0	0	0.0	-	0
01/08	N.Y. JETS		INACTIVE				
<b>2022 TOTALS</b>		<b>15/0</b>	<b>12</b>	<b>136</b>	<b>11.3</b>	<b>21</b>	<b>0</b>

DATE	OPPONENT	P/S	REC	YDS	AVG	LG	TD
01/15	at Buffalo*	1/0	1	14	14.0	14	0

\* AFC Wild Card game



# 23

## JEFF WILSON JR.

RUNNING BACK // 6-0 // 210 // NORTH TEXAS '18

ACQUIRED: T, '22 (5F)

HOMETOWN: ELKHART, TEXAS // BORN: 11/16/95

NFL: SIXTH SEASON // DOLPHINS: SECOND SEASON



### NFL CAREER

#### TRANSACTIONS:

- Traded from San Francisco to Miami on Nov. 1, 2022.
- Signed to San Francisco's active roster on Sept. 4, 2019.
- Signed to San Francisco's practice squad on Sept. 1, 2019.
- Waived by San Francisco on Aug. 31, 2019.
- Signed to San Francisco's active roster on Nov. 24, 2018.
- Signed to San Francisco's practice squad on Sept. 2, 2018.
- Waived by San Francisco on Sept. 1, 2018.
- Signed by San Francisco as an undrafted college free agent on May 2, 2018.

#### CAREER HIGHLIGHTS:

- Played in 53 career games with 16 starts.
- 474 carries for 2,125 yards (4.5 avg.) and 18 TDs.
- 57 receptions for 481 yards (8.4 avg.) and 5 TDs.
- 4 solo special teams tackles.
- 5 miscellaneous tackles.
- 3 miscellaneous fumble recoveries.
- Appeared in 4 postseason contests with 1 start – 3 for San Francisco and 1 with Miami.

#### 2022 (SAN FRANCISCO/MIAMI):

- Played in 8 games with 1 start with Miami.
- Inactive for 1 game with Miami.
- 84 carries for 392 yards (4.7 avg.) and 3 TDs with Miami.
- 12 receptions for 94 yards (7.8 avg.) and 1 TD with Miami.
- 1 miscellaneous tackle with Miami.
- Traded to Miami on Nov. 1.
- Played in 8 games with 6 starts with San Francisco.
- 92 carries for 468 yards (5.1 avg.) and 2 TDs with San Francisco.
- 10 receptions for 91 yards (9.1 avg.) with San Francisco.
- 1 miscellaneous tackle with San Francisco.
- 1 miscellaneous fumble recovery with San Francisco.

**VS. L.A. RAMS (10/3):** 18 carries for 74 yards (4.1 avg.) and 1 TD.

- Scored on a 32-yard rush to give San Francisco a 1st-quarter lead.

**AT CAROLINA (10/9):** 17 carries for 120 yards (7.1 avg.) and 1 TD; 1 reception for 12 yards; 1 miscellaneous fumble recovery.

- Topped 100 rushing yards for the 4th time in his career.

- Scored on a 1-yard carry in the 4th quarter to extend San Francisco's lead.

**AT CHICAGO (11/6):** 9 carries for 51 yards (5.7 avg.); 3 receptions for 21 yards (7.0 avg.) and 1 TD.

- Scored on a 10-yard pass from QB Tua Tagovailoa in the 3rd quarter, which would ultimately prove to be the game-winning TD.
- Made his Dolphins debut.

**VS. CLEVELAND (11/13):** 17 carries for 119 yards (7.0 avg.) and 1 TD; 2 receptions for 24 yards (12.0 avg.).

- Posted the 5th 100-yard game of his career and his 1st with the Dolphins.

#### POSTSEASON:

**AFC WILD CARD AT BUFFALO (1/15):** 10 carries for 23 yards (2.3 avg.) and 1 TD; 1 reception for 13 yards.

- Scored on a 1-yard TD run in the 4th quarter to make it a 1-score game.

#### 2021 (SAN FRANCISCO):

- Played in 9 games with 4 starts.
- Dressed but did not play 1 game.
- Missed the 1st 7 games of the season after beginning the season on the physically unable to perform list.
- 79 carries for 294 yards (3.7 avg.) and 2 TDs.
- 7 receptions for 31 yards (4.4 avg.).
- 1 solo special teams tackle.
- 1 miscellaneous fumble recovery.

**VS. ATLANTA (12/19):** 21 carries for 110 yards (5.2 avg.) and 1 TD; 2 receptions for 9 yards (4.5 avg.).

- Recorded the 3rd 100-yard game of his career; 1 miscellaneous fumble recovery.
- Scored on a 5-yard TD run in the 3rd quarter to give San Francisco a 2-score lead.

**AT TENNESSEE (12/23):** 14 carries for 45 yards (3.2 avg.) and 1 TD; 3 receptions for 12 yards (4.0 avg.).

- Scored on a 1-yard carry on the game's opening drive to give San Francisco an early lead.

#### POSTSEASON:

**NFC WILD CARD AT DALLAS (1/16):** Played but did not record any stats.

**NFC DIVISIONAL AT GREEN BAY (1/22):** Played but did not record any stats.

**NFC CHAMPIONSHIP AT L.A. RAMS (1/30):** Inactive.

## 2020 (SAN FRANCISCO):

- Played in 12 games with 3 starts.
- Inactive for 1 game.
- Missed 3 games after being placed on injured reserve on Oct. 31 and being activated on Nov. 28.
- 126 carries for 600 yards (4.8 avg.) and 7 TDs.
- 13 receptions for 133 yards (10.2 avg.) and 3 TDs.
- 2 miscellaneous tackles.
- 1 miscellaneous fumble recovery.

**AT NEW ENGLAND (10/25):** 17 carries for 112 yards (6.6 avg.) and 3 TDs; 2 receptions for 8 yards (4.0 avg.).

- It was the 1st 100-yard game of his career.
- Scored on a 3-yard run in the 1st quarter, a 16-yard run in the 2nd quarter and a 7-yard run in the 3rd quarter in San Francisco's 33-6 victory.
- His 3 rushing TDs were the most by a 49ers RB in a road game since Roger Craig had 3 on Oct. 16, 1988 at the L.A. Rams.

**AT ARIZONA (12/26):** 22 carries for 183 yards (8.3 avg.); 1 reception for 21 yards and 1 TD.

- Rushed for more than 100 yards for the 2nd time in the season.
- Caught a 21-yard TD pass from QB C.J. Beathard in the 1st quarter.
- His 183 rushing yards were the most by a 49ers player since Carlos Hyde had 193 on Dec. 11, 2016.

**VS. SEATTLE (1/3):** 20 carries for 76 yards (3.8 avg.) and 1 TD; 3 receptions for 12 yards (4.0 avg.) and 1 TD.

- Rushed for a 7-yard TD in the 4th quarter to give San Francisco a 10-point lead.
- Caught a 3-yard TD pass from QB C.J. Beathard in the 4th quarter.

## 2019 (SAN FRANCISCO):

- Played 10 games.
- Inactive for 5 games.
- Spent 1 game on San Francisco's practice squad.
- 27 carries for 105 yards (3.9 avg.) and 4 TDs.
- 3 receptions for 34 yards (11.3 avg.) and 1 TD.
- 2 solo special teams tackles.
- 1 miscellaneous tackle.

**AT CINCINNATI (9/15):** 10 carries for 34 yards (3.4 avg.) and 2 TDs.

- Scored on a 2-yard carry in the 2nd quarter to give San Francisco a 14-point lead.
- Rushed for a 4-yard TD in the 4th quarter.

**VS. PITTSBURGH (9/22):** 8 carries for 18 yards (2.3 avg.) and 2 TDs.

- Rushed for 2 TDs in the 3rd quarter, giving San Francisco a 4-point lead entering the final frame.
- Became the first 49ers player since Frank Gore in 2013 to have multiple rushing TDs in consecutive weeks.

**VS. ARIZONA (11/17):** 1 reception for 25 yards and 1 TD.

- Scored on his only touch of the game, a 25-yard TD reception from QB Jimmy Garoppolo, to give San Francisco a 4-point lead with 31 seconds remaining.

## POSTSEASON:

**NFC DIVISIONAL VS. MINNESOTA (1/11):** Inactive.

**NFC CHAMPIONSHIP VS. GREEN BAY (1/19):** Inactive.

**SUPER BOWL LIV VS. KANSAS CITY (2/2):** 1 reception for 20 yards.

- Caught a 20-yard pass from QB Jimmy Garoppolo on a 3rd-and-5 play near the end of the 1st half to give San Francisco a 1st down.

## 2018 (SAN FRANCISCO):

- Played in 6 games with 2 starts.
- Spent 10 games on San Francisco's practice squad.
- 66 carries for 266 yards (4.0 avg.).
- 12 receptions for 98 yards (8.2 avg.).
- 1 solo special teams tackle.

**AT TAMPA BAY (11/25):** 7 carries for 33 yards (4.7 avg.); 1 reception for 8 yards.

- Made his NFL debut.

**AT SEATTLE (12/2):** 15 carries for 61 yards (4.1 avg.); 8 receptions for 73 yards (9.1 avg.).

- Posted 100+ yards from scrimmage for the 1st time in his career.

**VS. DENVER (12/9):** 23 carries for 90 yards (3.9 avg.); 1 reception for 6 yards.

- Made his 1st NFL start.

## BEFORE THE NFL

### COLLEGE (NORTH TEXAS):

- 4-year letterman (2014-17) and 3-year starter.
- Finished his career as the school's 4th all-time leading rusher (3,205 yards), 3rd in rushing TDs (32) and 4th in all-purpose yards (4,009).

**CAREER:** Played in 41 games with 28 starts; 561 carries for 3,205 yards (5.7 avg.) and 32 TDs; 70 receptions for 527 yards (7.5 avg.) and 2 TDs; 12 kickoff returns for 279 yards (23.3 avg.).

**SENIOR (2017):** Started 11 games; 188 carries for 1,215 yards (6.5 avg.) and 16 TDs; 24 receptions for 168 yards (7.0 avg.).

- 2nd-team All-Conference USA.

**JUNIOR (2016):** Played in 11 games with 10 starts; 169 carries for 936 yards (5.5 avg.) and 14 TDs; 29 receptions for 247 yards (8.5 avg.) and 1 TD.

**SOPHOMORE (2015):** Played in 10 games with 7 starts; 155 carries for 830 yards (5.4 avg.) and 1 TD; 12 receptions for 71 yards (5.9 avg.); 12 kickoff returns for 279 yards (23.3 avg.).

**TRUE FRESHMAN (2014):** Played in 9 games; 49 carries for 224 yards (4.6 avg.) and 1 TD; 5 receptions for 41 yards (8.2 avg.) and 1 TD.

### HIGH SCHOOL (ELKHART HS - ELKHART, TEXAS)

**SENIOR (2013):** 2,749 rushing yards and 36 TDs.

- 1st-team all-state.

**JUNIOR (2012):** 2,329 rushing yards and 26 TDs.

- 2nd-team all-state.

## OFF THE FIELD

### PERSONAL:

- **MAJOR:** Kinesiology.

### JEFF WILSON JR.'S NFL REGULAR SEASON STATS

YEAR	TEAM	GP	GS	RUSHING					RECEIVING				
				ATT	YDS	AVG	LG	TD	REC	YDS	AVG	LG	TD
2018	SAN FRANCISCO	6	2	66	266	4.0	18	0	12	98	8.2	24	0
2019	SAN FRANCISCO	10	0	27	105	3.9	25	4	3	34	11.3	25t	1
2020	SAN FRANCISCO	12	3	126	600	4.8	34	7	13	133	10.2	21t	3
2021	SAN FRANCISCO	9	4	79	294	3.7	17	2	7	31	4.4	11	0
2022	SAN FRANCISCO	8	6	92	468	5.1	41	2	10	91	9.1	16	0
	MIAMI	8	1	84	392	4.7	28	3	12	94	7.8	14	1
<b>NFL TOTALS</b>		<b>53</b>	<b>16</b>	<b>474</b>	<b>2125</b>	<b>4.5</b>	<b>41</b>	<b>18</b>	<b>57</b>	<b>481</b>	<b>8.4</b>	<b>25t</b>	<b>5</b>

### JEFF WILSON JR.'S NFL PLAYOFF STATS

YEAR	TEAM	GP	GS	RUSHING					RECEIVING				
				ATT	YDS	AVG	LG	TD	REC	YDS	AVG	LG	TD
2019	SAN FRANCISCO	1	0	0	0	0.0	0	0	1	20	20.0	20	0
2021	SAN FRANCISCO	2	0	0	0	0.0	0	0	0	0	0.0	0	0
2022	MIAMI	1	1	10	23	2.3	6	1	1	13	13.0	13	0
<b>PLAYOFF TOTALS</b>		<b>4</b>	<b>1</b>	<b>10</b>	<b>23</b>	<b>2.3</b>	<b>6</b>	<b>1</b>	<b>2</b>	<b>33</b>	<b>16.5</b>	<b>20</b>	<b>0</b>

### ADDITIONAL STATS

**Special Teams Tackles:** (San Francisco) 1 in 2018, 2 in 2019, 1 in 2021 for total of 4.

**Miscellaneous Tackles:** (San Francisco) 1 in 2019, 2 in 2020, 1 in 2022, (Miami) 1 in 2022 for total of 5.

**Miscellaneous Fumble Recoveries:** (San Francisco) 1 in 2020, 1 in 2021, 1 in 2022 for total of 3.

### SINGLE-GAME CAREER HIGHS

<b>Rushes:</b>	23	vs. Denver, 12/9/18
<b>Rushing Yards:</b>	183	at Arizona, 12/26/20
<b>Longest Rush:</b>	41	at Carolina, 10/9/22
<b>Rushing TDs:</b>	3	at New England, 10/25/20
<b>Receptions:</b>	8	at Seattle, 12/2/18
<b>Receiving Yards:</b>	73	at Seattle, 12/2/18
<b>Longest Reception:</b>	25t	vs. Arizona, 11/17/19
<b>Receiving TDs:</b>	1	5 times, last: at Chicago, 11/16/22

### 2018 GAME-BY-GAME STATS (SAN FRANCISCO)

DATE	OPPONENT	P/S	ATT	YDS	AVG	LG	TD
09/09	at Minnesota						
09/16	DETROIT						
09/23	at Kansas City						
09/30	at L.A. Chargers						
10/07	ARIZONA						
10/15	at Green Bay						
10/21	L.A. RAMS						
10/28	at Arizona						
11/01	OAKLAND						
11/12	N.Y. GIANTS						
11/25	at Tampa Bay	1/0	7	33	4.7	18	0
12/02	at Seattle	1/0	15	61	4.1	11	0
12/09	DENVER	1/1	23	90	3.9	11	0
12/16	SEATTLE	1/0	7	46	6.6	16	0
12/23	CHICAGO	1/0	11	27	2.5	8	0
12/30	at L.A. Rams	1/1	3	9	3.0	7	0
<b>2018 TOTALS</b>		<b>6/2</b>	<b>66</b>	<b>266</b>	<b>4.0</b>	<b>18</b>	<b>0</b>

### 100-YARD RUSHING GAMES (5)

DATE	OPPONENT	ATT	YDS	AVG	LG	TD
10/25/20	at New England	17	112	6.6	7	3
12/26/20	at Arizona	22	183	8.3	34	0
12/19/21	ATLANTA	21	110	5.2	17	1
10/9/22	at Carolina	17	120	7.1	41	1
11/13/22	CLEVELAND	17	119	7.0	20t	1

## 2019 GAME-BY-GAME STATS (SAN FRANCISCO)

DATE	OPPONENT	P/S	ATT	YDS	AVG	LG	TD	
09/08	at Tampa Bay		PRACTICE SQUAD					
09/15	at Cincinnati	1/0	10	34	3.4	14	2	
09/22	PITTSBURGH	1/0	8	18	2.3	5	2	
10/07	CLEVELAND		INACTIVE					
10/13	at L.A. Rams	1/0	0	0	0.0	-	0	
10/20	at Washington	1/0	5	20	4.0	6	0	
10/27	CAROLINA	1/0	2	6	3.0	4	0	
10/31	at Arizona	1/0	0	0	0.0	-	0	
11/11	SEATTLE		INACTIVE					
11/17	ARIZONA	1/0	0	0	0.0	-	0	
11/24	GREEN BAY	1/0	2	27	13.5	25	0	
12/01	at Baltimore	1/0	0	0	0.0	-	0	
12/08	at New Orleans		INACTIVE					
12/15	ATLANTA	1/0	0	0	0.0	-	0	
12/21	L.A. RAMS		INACTIVE					
12/29	at Seattle		INACTIVE					
<b>2019 TOTALS</b>		<b>10/0</b>	<b>27</b>	<b>105</b>	<b>3.9</b>	<b>25</b>	<b>4</b>	

DATE	OPPONENT	P/S	ATT	YDS	AVG	LG	TD	
01/11	MINNESOTA*		INACTIVE					
01/19	GREEN BAY**		INACTIVE					
02/02	at Kansas City***	1/0	0	0	0.0	-	0	
<b>PLAYOFF TOTALS</b>		<b>1/0</b>	<b>0</b>	<b>0</b>	<b>0.0</b>	<b>-</b>	<b>0</b>	

\* NFC Divisional game  
 \*\* NFC Championship  
 \*\*\* Super Bowl LIV

## 2020 GAME-BY-GAME STATS (SAN FRANCISCO)

DATE	OPPONENT	P/S	ATT	YDS	AVG	LG	TD	
09/13	ARIZONA	1/0	0	0	0.0	-	0	
09/20	at N.Y. Jets	1/0	2	3	1.5	2	0	
09/27	at N.Y. Giants	1/0	12	15	1.3	4	1	
10/04	PHILADELPHIA	1/0	3	6	2.0	3	0	
10/11	MIAMI	1/0	4	27	6.8	9	0	
10/18	L.A. RAMS		INACTIVE					
10/25	at New England	1/1	17	112	6.6	17	3	
11/01	at Seattle		INJURED RESERVE					
11/05	GREEN BAY		INJURED RESERVE					
11/15	at New Orleans		INJURED RESERVE					
11/29	at L.A. Rams	1/0	12	40	3.3	10	0	
12/07	BUFFALO	1/0	7	47	6.7	18	0	
12/13	WASHINGTON	1/0	11	31	2.8	11	1	
12/20	at Dallas	1/0	16	60	3.8	12	1	
12/26	at Arizona	1/1	22	183	8.3	34	0	
01/03	SEATTLE	1/1	20	76	3.8	18	1	
<b>2020 TOTALS</b>		<b>12/3</b>	<b>126</b>	<b>600</b>	<b>4.8</b>	<b>34</b>	<b>7</b>	

## 2021 GAME-BY-GAME STATS (SAN FRANCISCO)

DATE	OPPONENT	P/S	ATT	YDS	AVG	LG	TD	
09/12	at Detroit		RESERVE/PUP					
09/19	at Philadelphia		RESERVE/PUP					
09/26	GREEN BAY		RESERVE/PUP					
10/03	SEATTLE		RESERVE/PUP					
10/10	at Arizona		RESERVE/PUP					
10/24	INDIANAPOLIS		RESERVE/PUP					
10/31	at Chicago		RESERVE/PUP					
11/07	ARIZONA		DID NOT PLAY					
11/15	L.A. RAMS	1/0	10	28	2.8	6	0	
11/21	at Jacksonville	1/1	19	50	2.6	11	0	
11/28	MINNESOTA	1/0	2	5	2.5	4	0	
12/05	at Seattle	1/0	0	0	0.0	-	0	
12/12	at Cincinnati	1/1	13	56	4.3	12	0	
12/19	ATLANTA	1/1	21	110	5.2	17	1	
12/23	at Tennessee	1/1	14	45	3.2	9	1	
01/02	HOUSTON	1/0	0	0	0.0	-	0	
01/09	at L.A. Rams	1/0	0	0	0.0	-	0	
<b>2021 TOTALS</b>		<b>9/4</b>	<b>79</b>	<b>294</b>	<b>3.7</b>	<b>17</b>	<b>2</b>	

DATE	OPPONENT	P/S	ATT	YDS	AVG	LG	TD	
01/16	at Dallas*	1/0	0	0	0.0	-	0	
01/22	at Green Bay**	1/0	0	0	0.0	-	0	
01/30	at L.A. Rams***		INACTIVE					
<b>PLAYOFF TOTALS</b>		<b>2/0</b>	<b>0</b>	<b>0</b>	<b>0.0</b>	<b>-</b>	<b>0</b>	

\* AFC Wild Card game  
 \*\* NFC Divisional game  
 \*\*\* NFC Championship

## 2022 GAME-BY-GAME STATS (SAN FRANCISCO/MIAMI)


DATE	OPPONENT	P/S	ATT	YDS	AVG	LG	TD	
09/11	at Chicago	1/0	9	22	2.4	5	0	
09/18	SEATTLE	1/1	18	84	4.7	16	0	
09/25	at Denver	1/1	12	75	6.3	37	0	
10/03	L.A. RAMS	1/0	18	74	4.1	32t	1	
10/09	at Carolina	1/1	17	120	7.1	41	1	
10/16	at Atlanta	1/1	7	25	3.6	9	0	
10/23	KANSAS CITY	1/1	7	54	7.7	15	0	
10/30	at L.A. Rams	1/1	4	14	3.5	12	0	
<b>SAN FRANCISCO TOTALS</b>	<b>8/6</b>	<b>92</b>	<b>468</b>	<b>5.1</b>	<b>41</b>	<b>2</b>		
11/06	at Chicago	1/0	9	51	5.7	28	0	
11/13	CLEVELAND	1/0	17	119	7.0	20t	1	
11/27	HOUSTON	1/1	13	39	3.0	9	1	
12/04	at San Francisco	1/0	1	3	3.0	3	0	
12/11	at L.A. Chargers	1/0	4	26	6.5	20	0	
12/17	at Buffalo		INACTIVE					
12/25	GREEN BAY	1/0	9	37	4.1	12	1	
01/01	at New England	1/0	15	45	3.0	11	0	
01/08	N.Y. JETS	1/0	11	71	6.5	21	0	
<b>MIAMI TOTALS</b>	<b>8/1</b>	<b>84</b>	<b>392</b>	<b>4.7</b>	<b>28</b>	<b>3</b>		
<b>2022 TOTALS</b>	<b>16/7</b>	<b>176</b>	<b>860</b>	<b>4.9</b>	<b>41</b>	<b>5</b>		

DATE	OPPONENT	P/S	ATT	YDS	AVG	LG	TD
01/15	at Buffalo*	1/1	10	23	2.3	6	1

\* AFC Wild Card game

## DUAL 100-YARD RUSHING GAMES

In the history of the franchise, the Dolphins have had two dual 100-yard individual rushing games and the team is 4-0 in those games. The combination of Larry Csonka and Jim Kiick had two dual 100-yard games, both of which were during the 1971 season. Kiick (20 carries for 108 yards) and Csonka (20-103-1) first accomplished the feat on Sept. 26 at Buffalo. Csonka (20-137-2) and Kiick (17-121) again both surpassed the 100-yard mark on Oct. 24 at the N.Y. Jets. In 1974, Benny Malone (19-104-1) and Don Nottingham (19-102-1) both rushed for 100-plus yards on Oct. 27 at Baltimore. In 1975, Nottingham (21-102-3) teamed with Mercury Morris (31-125) to both gain 100-yards on Oct. 5 at Green Bay.



# ISAIAH WYNN

TACKLE // 6-2 // 310 // GEORGIA '18

ACQUIRED: FA, '23

HOMETOWN: ST. PETERSBURG, FLA. // BORN: 12/9/95

NFL: SIXTH SEASON // DOLPHINS: FIRST SEASON



2018



2018

## NFL CAREER

### TRANSACTIONS:

- Signed by Miami on May 15, 2023.
- 1st-round pick (23rd overall) by New England in the 2018 NFL Draft.

### CAREER HIGHLIGHTS:

- Played in 43 career games with 40 starts – 33 at left tackle, 6 at right tackle and 1 at left guard.
- 2 miscellaneous tackles.
- 1 miscellaneous fumble recovery.

### 2022 (NEW ENGLAND):

- Played in 9 games with 7 starts – 6 at right tackle and 1 at left tackle.
- Inactive for 4 games.
- Missed the rest of the season after being placed on injured reserve on Dec. 17.

### VS. BALTIMORE (9/25):

- Started at right tackle.
- Helped block for an offense that totaled 447 yards.

### AT CLEVELAND (10/16):

- Started at right tackle.
- Protected QB Mac Jones, who completed 70.6 pct. of his passes and threw for 309 yards and 2 TDs.

### 2021 (NEW ENGLAND):

- Played in 16 games with 15 starts at left tackle.
- Spent 1 game on the Reserve/COVID-19 list.

### VS. N.Y. JETS (10/24):

- Started at left tackle.
- Blocked for an offense that totaled 54 points, 411 passing yards and 551 total yards.

### VS. CLEVELAND (11/14):

- Started at left tackle.
- Helped the offense total 184 rushing yards and 45 points in the victory.

### VS. JACKSONVILLE (1/2):

- Started at left tackle.
- Protected a unit that totaled 50 points, 181 rushing yards and 471 total yards.

### POSTSEASON:

AFC WILD CARD AT BUFFALO (1/15): Inactive.

### 2020 (NEW ENGLAND):

- Started 10 games – 9 at left tackle and 1 at left guard.

- Missed the rest of the season after being placed on injured reserve on Nov. 28.

### AT SEATTLE (9/20):

- Started at left tackle.
- Protected QB Cam Newton, who passed for 397 yards and rushed for 47 more.

### VS. LAS VEGAS (9/27):

- Started at left tackle.
- Blocked for a rushing attack that totaled 250 yards, including 117 from RB Sony Michel.

### 2019 (NEW ENGLAND):

- Started 8 games at left tackle.
- Missed 8 games after being placed on injured reserve on Sept. 17 and being activated on Nov. 19.

### VS. PITTSBURGH (9/8):

- Started at left tackle.
- Started in his NFL debut.
- Helped QB Tom Brady pass for 341 yards and 3 TDs in the season-opening victory.

### VS. BUFFALO (12/21):

- Started at left tackle.
- Helped block for an offense that totaled 414 yards in the victory.

### POSTSEASON:

AFC WILD CARD VS. TENNESSEE (1/4): Started at left tackle.

### 2018 (NEW ENGLAND):

- Missed the entire season after being placed on injured reserve on Sept. 1.

## BEFORE THE NFL

### COLLEGE (GEORGIA):

- 4-year letterman (2014-17) and 3-year starter.
- CAREER: Played in 51 games with 41 starts – 20 at left tackle, 20 at left guard and 1 as an extra offensive lineman.

### SENIOR (2017):

- Started all 15 games at left tackle.
- 2nd-team All-American.
- 1st-team All-SEC.

### JUNIOR (2016):

- Started 12 games at left guard.

SOPHOMORE (2015): Started all 13 games – 8 at left guard and 5 at left tackle.

TRUE FRESHMAN (2014): Played in 11 games with 1 start as an extra offensive lineman.

## HIGH SCHOOL (LAKEWOOD HS – ST. PETERSBURG, FLA.)

### SENIOR (2013):

- All-American.
- 1st-team all-state.

## OFF THE FIELD

### PERSONAL:

- **MAJOR:** Human development and family science.

## ISAIAH WYNN'S NFL REGULAR SEASON STATS

GAMES/STARTS: 2019: 8/8, 2020: 10/10, 2021: 16/15, 2022: 9/7

NFL TOTALS: 43/40

## ISAIAH WYNN'S NFL PLAYOFF STATS

GAMES/STARTS: 2019: 1/1

PLAYOFF TOTALS: 1/1


## ADDITIONAL STATS

Miscellaneous Tackles: 1 in 2021, 1 in 2022 for total of 2.

Miscellaneous Fumble Recoveries: 1 in 2020.

## 2023 DRAFT CHOICES

ROUND	PICK	OVERALL	PLAYER	POSITION	COLLEGE
2	20	51	Cam Smith	CB	South Carolina
3	21	84	De'Von Achane	RB	Texas A&M
6	20	197	Elijah Higgins	TE	Stanford
7	21	238	Ryan Hayes	T	Michigan



**28** DE'VON  
ACHANE

RUNNING BACK // 5-9 // 188 // TEXAS A&M '23  
ACQUIRED: D3, '23  
HOMETOWN: MISSOURI CITY, TEXAS // BORN: 10/13/01  
NFL: ROOKIE SEASON // DOLPHINS: ROOKIE SEASON

## NFL CAREER

### TRANSACTIONS:

- 3rd-round pick (84th overall) by Miami in the 2023 NFL Draft.

## BEFORE THE NFL

### COLLEGE (TEXAS A&M):

- 3-year letterman (2020-22) and 1-year starter.
- Also participated in track and field and became the first male Aggie since 2014 to earn All-American honors in the 100m and 200m. Also earned 1st-team All-American honors as a member of the 4x100m team.

**CAREER:** Played in 30 games with 11 starts; 369 carries for 2,376 yards (6.4 avg.) and 21 TDs; 65 receptions for 554 yards (8.5 avg.) and 5 TDs; 20 kickoff returns for 613 yards (30.6 avg.) and 2 TDs.

**JUNIOR (2022):** Started 10 games; 196 carries for 1,102 yards (5.6 avg.) and 8 TDs; 36 receptions for 196 yards (5.4 avg.) and 3 TDs; 11 kickoff returns for 312 yards (28.4 avg.) and 1 TD.

- 1st-team All-SEC at running back and all-purpose

player.

- His 161.0 all-purpose yards per game led the SEC and ranked 4th nationally.

**SOPHOMORE (2021):** Played in all 12 games with 1 start; 130 carries for 910 yards (7.0 avg.) and 9 TDs; 24 receptions for 261 yards (10.9 avg.) and 1 TD; 9 kickoff returns for 301 yards (33.4 avg.) and 1 TD.

- His 7.0 yards per carry led the SEC and ranked 11th nationally.
- His 11 total TDs led the team.

**TRUE FRESHMAN (2020):** Played in 8 games; 43 carries for 364 yards (8.5 avg.) and 4 TDs; 5 receptions for 97 yards (19.4 avg.) and 1 TD.

## HIGH SCHOOL (FORT BEND MARSHALL HS – MISSOURI CITY, TEXAS)

- Finished his career with 185 carries for 2,097 yards (11.3 avg.) and 38 TDs along with 32 receptions for 694 yards (21.7 avg.) and 10 TDs.
- Also participated in track and field and was the 2020 Gatorade Texas Boys Track & Field Athlete of the Year.



**SENIOR (2019):**

- Touchdown Club of Houston Offensive Player of the Year.


- **MAJOR:** General studies.

**OFF THE FIELD****PERSONAL:**

- **PRONUNCIATION:** Name is pronounced duh-VON AY-chain.

**DEVON ACHANE'S COLLEGE STATS**

YEAR	TEAM	GP	GS	RUSHING					RECEIVING				
				ATT	YDS	AVG	LG	TD	REC	YDS	AVG	LG	TD
2020	TEXAS A&M	8	0	43	364	8.5	76	4	5	97	19.4	52	1
2021	TEXAS A&M	12	1	130	910	7.0	68	9	24	261	10.9	33	1
2022	TEXAS A&M	10	10	196	1,102	5.6	65	8	36	196	5.4	25	3
<b>NCAA TOTALS</b>		<b>30</b>	<b>11</b>	<b>369</b>	<b>2,376</b>	<b>6.4</b>	<b>76</b>	<b>21</b>	<b>65</b>	<b>554</b>	<b>8.5</b>	<b>52</b>	<b>5</b>



# 76

**RYAN HAYES**

TACKLE // 6-6 // 305 // MICHIGAN '23

ACQUIRED: D7, '23

HOMETOWN: TRAVERSE CITY, MICH. // BORN: 2/28/00

NFL: ROOKIE SEASON // DOLPHINS: ROOKIE SEASON

**NFL CAREER****TRANSACTIONS:**

- 7th-round pick (238th overall) by Miami in the 2023 NFL Draft.

**BEFORE THE NFL****COLLEGE (MICHIGAN):**

- 4-year letterman (2019-22) and 3-year starter.

**CAREER:** Played in 40 games with 30 starts – all at left tackle.

**SENIOR (2022):** Started 12 games at left tackle.

- 2nd-team All-Big Ten.
- Part of a unit that won the Joe Moore Award for the nation's top offensive line for the 2nd straight season.
- Helped Michigan reach the CFP Semifinals.

**JUNIOR (2021):** Started all 14 games at left tackle.

- 2nd-team All-Big Ten.
- Part of a unit that won the Joe Moore Award for the nation's top offensive line.
- Helped Michigan reach the CFP Semifinals.

**SOPHOMORE (2020):** Started 2 games at left tackle.

**REDSHIRT FRESHMAN (2019):** Played in 12 games with 2 starts at left tackle.

- Redshirted in 2018.

**HIGH SCHOOL (TRAVERSE CITY WEST HS – TRAVERSE CITY, MICH.)**

- Played tight end, defensive end and punter.
- Also earned conference player of the year honors in basketball.
- Also earned conference pitcher of the year honors on the baseball diamond.

**SENIOR (2017):** 26 tackles and 1.5 sacks; 24 receptions for 515 yards (21.5 avg.).

- All-state.

**JUNIOR (2016):** 20 receptions for 311 yards (15.6 avg.).

- All-state.

**OFF THE FIELD****PERSONAL:**

- **MAJOR:** Psychology.

**RYAN HAYES' COLLEGE STATS**

**GAMES/STARTS:** 2019: 12/2, 2020: 2/2, 2021: 14/14, 2022: 12/12

**NCAA TOTALS:** 40/30



# ELIJAH HIGGINS

TIGHT END // 6-3 // 235 // STANFORD '23  
 ACQUIRED: D6, '23  
 HOMETOWN: AUSTIN, TEXAS // BORN: 10/27/00  
 NFL: ROOKIE SEASON // DOLPHINS: ROOKIE SEASON

## NFL CAREER

### TRANSACTIONS:

- 6th-round pick (197th overall) by Miami in the 2023 NFL Draft.

## BEFORE THE NFL

### COLLEGE (STANFORD):

- 4-year letterman (2019-22) and 2-year starter.

**CAREER:** Played in 40 games with 23 starts; 119 receptions for 1,380 yards (11.6 avg.) and 6 TDs; 4 carries for 48 yards (12.0 avg.).

**SENIOR (2022):** Started all 12 games; 59 receptions for 704 yards (11.9 avg.) and 2 TDs; 4 carries for 48 yards (12.0 avg.).

- Honorable mention All-Pac 12.
- His 704 receiving yards led the team.

**JUNIOR (2021):** Played in 10 games with 9 starts;

45 receptions for 500 yards (11.1 avg.) and 4 TDs.

- Honorable mention All-Pac 12.
- His 45 receptions led the team.

**SOPHOMORE (2020):** Played in 6 games with 1 start; 15 receptions for 176 yards (11.7 avg.).

**TRUE FRESHMAN (2019):** Played in all 12 games with 1 start.

### HIGH SCHOOL (BOWIE HS - BOWIE, TEXAS)

- Also competed in track and baseball.

### SENIOR (2018):

- Under Armour All-American.

### JUNIOR (2017):

- 1st-team all-district.

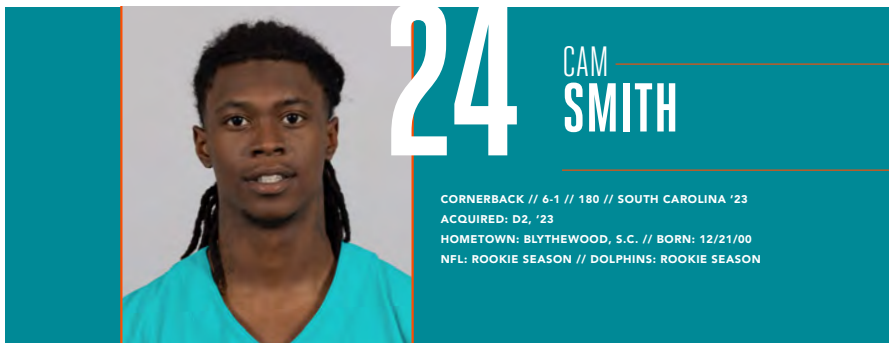
## OFF THE FIELD

### PERSONAL:

- **MAJOR:** Psychology.

## ELIJAH HIGGINS' COLLEGE STATS

YEAR	TEAM	GP		RECEIVING						RUSHING			
		GS	REC	YDS	AVG	LG	TD	ATT	YDS	AVG	LG	TD	
2019	STANFORD	12	1	0	0	0.0	0	0	0	0	0.0	0	0
2020	STANFORD	6	1	15	176	11.7	29	0	0	0	0.0	0	0
2021	STANFORD	10	9	45	500	11.1	56	4	0	0	0.0	0	0
2022	STANFORD	12	12	59	704	11.9	51	2	4	48	12.0	18	0
<b>NCAA TOTALS</b>		<b>40</b>	<b>23</b>	<b>119</b>	<b>1,380</b>	<b>11.6</b>	<b>56</b>	<b>6</b>	<b>4</b>	<b>48</b>	<b>12.0</b>	<b>18</b>	<b>0</b>



# CAM SMITH

CORNERBACK // 6-1 // 180 // SOUTH CAROLINA '23  
 ACQUIRED: D2, '23  
 HOMETOWN: BLYTHEWOOD, S.C. // BORN: 12/21/00  
 NFL: ROOKIE SEASON // DOLPHINS: ROOKIE SEASON

## NFL CAREER

### TRANSACTIONS:

- 2nd-round pick (51st overall) by Miami in the 2023 NFL Draft.

## BEFORE THE NFL

### COLLEGE (SOUTH CAROLINA):

- 4-year letterman (2019-22) and 2-year starter.

**CAREER:** Played in 33 games with 19 starts; 91 tackles (69 solo), 6 interceptions, 24 passes defended and

1 forced fumble; 1 blocked field goal.

**JUNIOR (2022):** Played in 11 games with 9 starts; 27 tackles (23 solo), 1 interception and 6 passes defended; 1 blocked field goal.

- 2nd-team All-SEC.

**SOPHOMORE (2021):** Played in 11 games with 7 starts; 41 tackles (31 solo), 3 interceptions, 14 passes defended and 1 forced fumble.

- 2nd-team All-SEC.
- His 14 passes defended led the team.

**REDSHIRT FRESHMAN (2020):** Played in 8 games with 3 starts; 16 tackles (10 solo), 2 interceptions and 4 passes defended.

- His 2 interceptions were tied for the team lead.

**TRUE FRESHMAN (2019):** Played in 3 games; 7 tackles (5 solo).

- Redshirted

### HIGH SCHOOL (WESTWOOD HS - BLYTHEWOOD, S.C.)

- Also played 3 seasons at Fort Meade High School in Maryland.

**SENIOR (2018):** 65 tackles, 16 passes defended and 4 forced fumbles.

### OFF THE FIELD

#### PERSONAL:

- **MAJOR:** Experimental psychology.

### CAM SMITH'S COLLEGE STATS

YEAR	TEAM	GP	GS	TACKLES					INTERCEPTIONS					FUMBLES		
				TOT	SOLO	ASST	SK	YDS	INT	YDS	LG	TD	PD	FF	FR	
2019	SOUTH CAROLINA	3	0	7	5	2	0.0	0.0	0	0	0	0	0	0	0	0
2020	SOUTH CAROLINA	8	3	16	10	6	0.0	0.0	2	0	0	0	4	0	0	0
2021	SOUTH CAROLINA	11	7	41	31	10	0.0	0.0	3	0	0	0	14	1	0	0
2022	SOUTH CAROLINA	11	9	27	23	4	0.0	0.0	1	0	0	0	6	0	0	0
<b>NCAA TOTALS</b>		<b>33</b>	<b>19</b>	<b>91</b>	<b>69</b>	<b>22</b>	<b>0.0</b>	<b>0.0</b>	<b>6</b>	<b>0</b>	<b>0</b>	<b>0</b>	<b>24</b>	<b>1</b>	<b>0</b>	<b>0</b>

## 2023 ROOKIE FREE AGENTS



**50** MITCHELL AGUDE

LINEBACKER // 6-4 // 245 // MIAMI (FLA.) '23  
ACQUIRED: FA, '23  
HOMETOWN: CORONA, CALIF. // BORN: 3/10/99  
NFL: ROOKIE SEASON // DOLPHINS: ROOKIE SEASON

### NFL CAREER

#### TRANSACTIONS:

- Signed by Miami as an undrafted college free agent on May 12, 2023.

### BEFORE THE NFL

#### COLLEGE (MIAMI):

- 1-year starter (2022).
- Transferred to Miami from UCLA following his redshirt junior season in 2021.
- Transferred to UCLA from Riverside (Calif.) City College following his sophomore season in 2019.

**CAREER (AT MIAMI):** Played in 12 games with 5 starts; 39 tackles (21 solo), 4.0 sacks and 1 forced fumble.

**SENIOR (2022 AT MIAMI):** Played in 12 games with 5 starts; 39 tackles (21 solo), 4.0 sacks and 1 forced fumble.

**REDSHIRT JUNIOR (2021 AT UCLA):** Played in 12 games with 10 starts; 54 tackles (25 solo), 2.0 sacks, 3 passes defended and 4 forced fumbles.

- 2nd-team All-Pac 12.

**JUNIOR (2020 AT UCLA):** Played in 7 games with 5 starts; 24 tackles (18 solo), 1 pass defended and 3 forced fumbles.

**2019:** Did not play football.

**SOPHOMORE (2018 AT RIVERSIDE CC):** Played in 11 games; 43 tackles (27 solo), 3.5 sacks, 2 passes defended and 2 forced fumbles.

**TRUE FRESHMAN (2017 AT RIVERSIDE CC):** Played in 9 games; 24 tackles (11 solo) and 1.5 sacks.

### HIGH SCHOOL (SANTIAGO HS - CORONA, CALIF.)

- Played defensive back.
- Also participated in track and field as a jumper.

**SENIOR (2016):** 27 tackles and 1 interception.

### OFF THE FIELD

#### PERSONAL:

- **PRONUNCIATION:** Last name is pronounced uh-GOO-day.

## MITCHELL AGUDE'S COLLEGE STATS

YEAR	TEAM	GP	GS	TACKLES				INTERCEPTIONS				FUMBLES			
				TOT	SOLO	ASST	SK	YDS	INT	YDS	LG	TD	PD	FF	FR
2020	UCLA	7	5	24	18	6	2.5	15.0	0	0	0	0	1	3	0
2021	UCLA	12	10	54	25	29	2.0	10.0	0	0	0	0	3	4	0
2022	MIAMI (FLA.)	12	5	39	21	18	4.0	17.0	0	0	0	0	0	1	0
<b>NCAA TOTALS</b>		<b>31</b>	<b>20</b>	<b>117</b>	<b>64</b>	<b>53</b>	<b>8.5</b>	<b>42.0</b>	<b>0</b>	<b>0</b>	<b>0</b>	<b>0</b>	<b>4</b>	<b>8</b>	<b>0</b>



16

JAMES  
**BLACKMAN**

QUARTERBACK // 6-6 // 185 // MIAMI (FLA.) '23  
ACQUIRED: FA, '23  
HOMETOWN: SOUTH BAY, FLA. // BORN: 11/14/98  
NFL: ROOKIE SEASON // DOLPHINS: ROOKIE SEASON

### NFL CAREER

#### TRANSACTIONS:

- Signed by Miami as an undrafted college free agent on May 12, 2023.

### BEFORE THE NFL

#### COLLEGE (ARKANSAS STATE):

- 2-year starter (2021-22).
- Transferred to Arkansas State from Florida State following his redshirt junior season in 2020.

**CAREER (AT ARKANSAS STATE):** Played in 17 games with 16 starts; 332-of-530 passing (62.6 pct. for 3,815 yards and 22 TDs; 3 rushing TDs.

**GRADUATE (2022 AT ARKANSAS STATE):** Started 11 games; 223-of-347 passing (64.3 pct.) for 2,471 yards and 14 TDs; 3 rushing TDs.

**SENIOR (2021 AT ARKANSAS STATE):** Played in 6 games with 5 starts; 109-of-183 passing (59.6 pct.) for 1,344 yards and 8 TDs.

**JUNIOR (2020 AT FLORIDA STATE):** Played in 4 games with 2 starts; 43-of-76 passing (56.6 pct.) for 366 yards and 2 TDs.

**REDSHIRT SOPHOMORE (2019 AT FLORIDA STATE):** Played in 12 games with 10 starts; 184-of-292 passing (63.0 pct.) for 2,339 yards and 17 TDs.

**SOPHOMORE (2018 AT FLORIDA STATE):** Played in 4 games with 1 start; 33-of-51 passing (64.7 pct.) for 510 yards and 5 TDs.

- Granted a redshirt.

**TRUE FRESHMAN (2017 AT FLORIDA STATE):** Started 12 games; 173-of-297 passing (58.2 pct.) for 2,230 yards and 19 TDs.

#### HIGH SCHOOL (GLADES CENTRAL HS - BELLE GLADE, FLA.)

**SENIOR (2016):** 2,511 passing yards and 14 TDs.

- 1st-team all-county.
- 1st-team all-area.

**JUNIOR (2015):** More than 2,000 passing yards and 14 TDs.

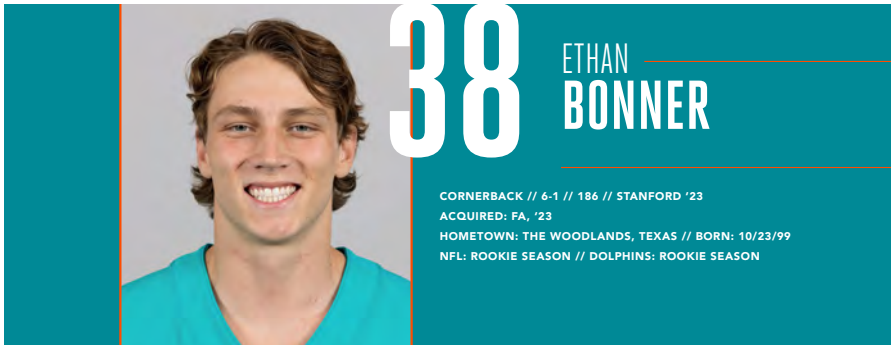
### OFF THE FIELD

#### PERSONAL:

- **MAJOR:** Interdisciplinary studies.

## JAMES BLACKMAN'S COLLEGE STATS

YEAR	TEAM	GP	GS	ATT	CMP	PCT	YDS	Y/A	TD	INT	LG	RATE
2017	FLORIDA STATE	12	12	297	173	58.2	2230	7.5	19	11	60	135.0
2018	FLORIDA STATE	4	1	51	33	64.7	510	10.0	5	1	73	177.1
2019	FLORIDA STATE	12	10	292	184	63.0	2339	8.0	17	11	91	142.0
2020	FLORIDA STATE	4	2	76	43	56.6	366	4.8	2	3	27	97.8
2021	ARKANSAS STATE	6	5	183	109	59.6	1344	7.3	8	4	89	131.3
2022	ARKANSAS STATE	11	11	347	223	64.3	2471	7.1	14	3	58	135.7
<b>NCAA TOTALS</b>		<b>49</b>	<b>41</b>	<b>1246</b>	<b>765</b>	<b>61.4</b>	<b>9260</b>	<b>7.4</b>	<b>65</b>	<b>33</b>	<b>91</b>	<b>135.7</b>



**ETHAN  
BONNER**

CORNERBACK // 6-1 // 186 // STANFORD '23  
 ACQUIRED: FA, '23  
 HOMETOWN: THE WOODLANDS, TEXAS // BORN: 10/23/99  
 NFL: ROOKIE SEASON // DOLPHINS: ROOKIE SEASON

**NFL CAREER**

**TRANSACTIONS:**

- Signed by Miami as an undrafted college free agent on May 12, 2023.

**BEFORE THE NFL**

**COLLEGE (STANFORD):**

- 4-year letterman (2018, 2020-22) and 2-year starter.
- CAREER:** Played in 21 games with 15 starts; 59 tackles (42 solo) and 5 passes defended.
- SENIOR (2022):** Started 10 games; 29 tackles (20 solo) and 5 passes defended.
- JUNIOR (2021):** Played in 5 games with 4 starts; 21 tackles (15 solo).
- SOPHOMORE (2020):** Played in 2 games with 1 start; 8 tackles (6 solo).

**REDSHIRT FRESHMAN (2019):** Did not play in any games.

**TRUE FRESHMAN (2018):** Played in 4 games; 1 solo tackle.

- Granted a redshirt.

**HIGH SCHOOL (THE WOODLANDS HS – THE WOODLANDS, TEXAS)**

- Also participated in track and field on a state record-setting 4x200-meter relay team.
- SENIOR (2017):** 81 tackles, 5 interceptions, 9 passes defended and 2 forced fumbles
- 1st-team all-district.
  - 1st-team all-county.

**OFF THE FIELD**

**PERSONAL:**

- **MAJOR:** Economics.

**ETHAN BONNER'S COLLEGE STATS**

YEAR	TEAM	GP	GS	TACKLES					INTERCEPTIONS					FUMBLES		
				TOT	SOLO	ASST	SK	YDS	INT	YDS	LG	TD	PD	FF	FR	
2018	STANFORD	4	0	1	1	0	0.0	0.0	0	0	0	0	0	0	0	0
2019	STANFORD	0	0	0	0	0	0.0	0.0	0	0	0	0	0	0	0	0
2020	STANFORD	2	1	8	6	2	0.0	0.0	0	0	0	0	0	0	0	0
2021	STANFORD	5	4	21	15	6	0.0	0.0	0	0	0	0	0	0	0	0
2022	STANFORD	10	10	29	20	9	0.0	0.0	0	0	0	0	5	0	0	0
<b>NCAA TOTALS</b>		<b>21</b>	<b>15</b>	<b>59</b>	<b>42</b>	<b>17</b>	<b>0.0</b>	<b>0.0</b>	<b>0</b>	<b>0</b>	<b>0</b>	<b>0</b>	<b>5</b>	<b>0</b>	<b>0</b>	<b>0</b>



**CHRIS  
BROOKS**

RUNNING BACK // 6-1 // 223 // BYU '23  
 ACQUIRED: FA, '23  
 HOMETOWN: OCEANSIDE, CALIF. // BORN: 1/11/00  
 NFL: ROOKIE SEASON // DOLPHINS: ROOKIE SEASON

**NFL CAREER**

**TRANSACTIONS:**

- Signed by Miami as an undrafted college free agent on May 12, 2023.

**BEFORE THE NFL**

**COLLEGE (BYU):**

- 1-year starter (2022).

- Transferred to BYU from California following his senior season in 2021.

**CAREER (AT BYU):** Played in 11 games with 8 starts; 130 carries for 813 yards (6.3 avg.) and 6 TDs; 10 receptions for 98 yards (9.8 avg.).

**SENIOR (2022 AT BYU):** Played in 11 games with 8 starts; 130 carries for 813 yards (6.3 avg.) and 6 TDs; 10 receptions for 98 yards (9.8 avg.).

- 1st-team All-Independent.
- His 6.3 rushing avg. was 4th-best in a season in school history.
- Led the team in carries (130), rushing yards (817) and rushing TDs (6).

**REDSHIRT JUNIOR (2021 AT CALIFORNIA):** Played in 12 games with 4 starts; 116 carries for 607 yards (5.2 avg.) and 4 TDs; 19 receptions for 131 yards (6.9 avg.) and 3 TDs.

- Led the team in carries (116) and rushing yards (607).

**JUNIOR (2020 AT CALIFORNIA):** Played in 3 games with 2 starts; 21 carries for 65 yards (3.1 avg.) and 1 TD; 4 receptions for 17 yards (4.3 avg.).

**SOPHOMORE (2019 AT CALIFORNIA):** Played in

all 13 games with 12 starts; 208 carries for 914 yards (4.4 avg.) and 8 TDs; 22 receptions for 166 yards (7.5 avg.) and 4 TDs.

- Led the team in carries (208), rushing yards (914) and rushing TDs (8).

**TRUE FRESHMAN (2018 AT CALIFORNIA):** Played in all 13 games; 37 carries for 148 yards (4.0 avg.) and 1 TD; 5 receptions for 31 yards (6.2 avg.).

### HIGH SCHOOL (EL CAMINO HS – OCEANSIDE, CALIF.)

- Played on both sides of the ball.
  - Also participated in track and field.
- SENIOR (2017):** 925 rushing yards and 12 TDs; 14 receptions for 136 yards (9.7 avg.).

**JUNIOR (2016):** 221 carries for 1,442 yards (6.5 avg.) and 15 TDs; 14 tackles and 2 interceptions.

**SOPHOMORE (2015):** 882 rushing yards and 7 TDs; 61 tackles.


### OFF THE FIELD

#### PERSONAL:

- **MAJOR:** Psychology.

### CHRIS BROOKS' COLLEGE STATS

YEAR	TEAM	GP	GS	RUSHING					RECEIVING				
				ATT	YDS	AVG	LG	TD	REC	YDS	AVG	LG	TD
2018	CALIFORNIA	13	0	37	148	4.0	16	1	5	31	6.2	10	0
2019	CALIFORNIA	13	12	208	914	4.4	54	8	22	166	7.5	28	4
2020	CALIFORNIA	3	2	21	65	3.1	15	1	4	17	4.3	12	0
2021	CALIFORNIA	12	4	116	607	5.2	75	4	19	131	6.9	38	3
2022	BYU	11	8	130	813	6.3	52	6	10	98	9.8	27	0
<b>NCAA TOTALS</b>		<b>52</b>	<b>26</b>	<b>512</b>	<b>2547</b>	<b>5.0</b>	<b>75</b>	<b>20</b>	<b>60</b>	<b>443</b>	<b>7.4</b>	<b>38</b>	<b>7</b>



# 90

## RANDY CHARLTON

DEFENSIVE END // 6-3 // 275 // MISSISSIPPI STATE '23  
ACQUIRED: FA, '23  
HOMETOWN: MIAMI, FLA. // BORN: 10/7/99  
NFL: ROOKIE SEASON // DOLPHINS: ROOKIE SEASON

### NFL CAREER

#### TRANSACTIONS:

- Signed by Miami as an undrafted college free agent on May 12, 2023.

### BEFORE THE NFL

#### COLLEGE (MISSISSIPPI STATE):

- 1-year starter (2022).
- Transferred to Mississippi State from UCF following his junior season in 2020.

**CAREER (AT MISSISSIPPI STATE):** Played in 25 games with 22 starts; 71 tackles (31 solo), 8.0 sacs, 1 pass defended and 2 forced fumbles.

**SENIOR (2022 AT MISSISSIPPI STATE):** Played in

all 13 games with 11 starts; 36 tackles (17 solo), 4.0 sacks, 1 pass defended and 1 forced fumble.

**REDSHIRT JUNIOR (2021 AT MISSISSIPPI STATE):** Played in 12 games with 11 starts; 35 tackles (14 solo), 4.0 sacks and 1 forced fumble.

**JUNIOR (2020 AT UCF):** Played in 10 games with 5 starts; 18 tackles (13 solo), 2.0 sacks and 2 passes defended.

**SOPHOMORE (2019 AT UCF):** Played in 10 games with 5 starts; 28 tackles (12 solo) and 1.0 sack.

**TRUE FRESHMAN (2018 AT UCF):** Played in all 13 games with 1 start; 21 tackles (10 solo), 1.0 sack and 2 passes defended.

## HIGH SCHOOL (MIAMI SOUTHRIDGE SENIOR HS – MIAMI, FLA.)

- Played defensive back.
- Also participated in track and field as a jumper.

### JUNIOR (2016):

- Honorable mention all-state.
- Helped his school win the 8A state championship.

## OFF THE FIELD

### PERSONAL:

- **MAJOR:** Communications.

## RANDY CHARLTON'S COLLEGE STATS

YEAR	TEAM	GP	GS	TACKLES				INTERCEPTIONS					FUMBLES		
				TOT	SOLO	ASST	SK	YDS	INT	YDS	LG	TD	PD	FF	FR
2018	UCF	13	1	21	10	11	1.0	6.0	0	0	0	0	2	0	0
2019	UCF	10	5	28	12	16	1.0	13.0	0	0	0	0	0	0	0
2020	UCF	10	5	18	13	5	2.0	17.0	0	0	0	0	2	0	0
2021	MISSISSIPPI STATE	12	11	35	14	21	4.0	25.0	0	0	0	0	0	1	0
2022	MISSISSIPPI STATE	13	11	36	17	19	4.0	38.0	0	0	0	0	1	1	0
<b>NCAA TOTALS</b>		<b>58</b>	<b>33</b>	<b>138</b>	<b>66</b>	<b>72</b>	<b>12.0</b>	<b>99.0</b>	<b>0</b>	<b>0</b>	<b>0</b>	<b>0</b>	<b>5</b>	<b>2</b>	<b>0</b>



# 83

## CHRIS COLEMAN

WIDE RECEIVER // 5-11 // 192 // CAL POLY '23  
ACQUIRED: FA, '23  
HOMETOWN: BAKERSFIELD, CALIF. // BORN: 4/3/99  
NFL: ROOKIE SEASON // DOLPHINS: ROOKIE SEASON

## NFL CAREER

### TRANSACTIONS:

- Signed by Miami as an undrafted college free agent on May 12, 2023.

## BEFORE THE NFL

### COLLEGE (CAL POLY):

- 2-year starter (2021-22).
- Transferred to Cal Poly from Fresno State following his junior season in 2020.

**CAREER (AT CAL POLY):** Played in 21 games with 19 starts; 103 receptions for 1,529 yards (14.8 avg.) and 9 TDs; 2 carries for 0 yards.

**GRADUATE (2022 AT CAL POLY):** Started all 11 games; 60 receptions for 939 yards (15.7 avg.) and 5 TDs; 1 carry for 0 yards.

- Honorable mention All-Big Sky.

**SENIOR (2021 AT CAL POLY):** Played in 10 games with 8 starts; 43 receptions for 590 yards (13.7 avg.) and 4 TDs; 1 carry for 0 yards.

**JUNIOR (2020 AT FRESNO STATE):** Played in 4 games; 3 receptions for 67 yards (22.3 avg.).

**SOPHOMORE (2019 AT FRESNO STATE):** Played in 11 games with 6 starts – 1 at wide receiver and 5 at cornerback; 9 receptions for 158 yards (17.6 avg.) and 1 TD; 4 kickoff returns for 68 yards (17.3 avg.); 11 solo tackles and 1 pass defended.

- Transitioned to cornerback during the season and made 5 starts there.

### REDSHIRT FRESHMAN (2018 AT FRESNO STATE):

Played in 9 games; 4 receptions for 40 yards (10.0 avg.); 2 carries for 0 yards.

- Redshirted in 2017.

## HIGH SCHOOL (GARCES MEMORIAL HS – BAKERSFIELD, CALIF.)

- Played cornerback and wide receiver.
  - Also played quarterback at West Bakersfield HS.
- SENIOR (2016 AT GARCES MEMORIAL HS):** 29 receptions for 459 yards (15.8 avg.) and 6 TDs; 20 carries for 130 yards (6.5 avg.); 25 tackles and 4 interceptions.
- 1st-team all-area.
  - 2nd-team all-league.
- JUNIOR (2015 AT WEST BAKERSFIELD HS):** 104-of-187 passing (55.6 pct.) for 1,650 yards and 14 TDs; 131 carries for 480 yards (3.7 avg.) and 2 TDs.
- 1st-team all-league.


## OFF THE FIELD

### PERSONAL:

- **MAJOR:** Criminology.

## CHRIS COLEMAN'S COLLEGE STATS

YEAR	TEAM	GP	GS	RECEIVING						RUSHING			
				REC	YDS	AVG	LG	TD	ATT	YDS	AVG	LG	TD
2018	FRESNO STATE	9	0	4	40	10.0	13	0	2	0	0.0	0	0
2019	FRESNO STATE	11	6	9	158	17.6	36	1	0	0	0.0	0	0
2020	FRESNO STATE	4	0	3	67	22.3	51	0	0	0	0.0	0	0
2021	CAL POLY	10	8	43	590	13.7	75	4	1	0	0.0	0	0
2022	CAL POLY	11	11	60	939	15.6	57	5	1	0	0.0	0	0
<b>NCAA TOTALS</b>		<b>45</b>	<b>25</b>	<b>119</b>	<b>1794</b>	<b>15.1</b>	<b>75</b>	<b>10</b>	<b>4</b>	<b>0</b>	<b>0.0</b>	<b>0</b>	<b>0</b>



87

DAEWOOD  
DAVIS

WIDE RECEIVER // 6-1 // 193 // WESTERN KENTUCKY '23  
 ACQUIRED: FA, '23  
 HOMETOWN: HOLLYWOOD, FLA. // BORN: 1/23/99  
 NFL: ROOKIE SEASON // DOLPHINS: ROOKIE SEASON

### NFL CAREER

#### TRANSACTIONS:

- Signed by Miami as an undrafted college free agent on May 12, 2023.

### BEFORE THE NFL

#### COLLEGE (WESTERN KENTUCKY):

- 2-year starter (2021-22).
- Transferred to Western Kentucky from Oregon following his junior season in 2020.

**CAREER (AT WESTERN KENTUCKY):** Started 26 games; 106 receptions for 1,635 yards (15.4 avg.) and 15 TDs; 2 carries for 7 yards (3.5 avg.).

#### GRADUATE (2022 AT WESTERN KENTUCKY):

Started 12 games; 63 receptions for 872 yards (13.8 avg.) and 7 TDs; 1 carry for 15 yards.

- Honorable mention All-CUSA

**SENIOR (2021 AT WESTERN KENTUCKY):** Started all 14 games; 43 receptions for 763 yards (17.7 avg.) and 8 TDs; 1 carry for -8 yards.

**JUNIOR (2020 AT OREGON):** Played in 1 game.

**SOPHOMORE (2019 AT OREGON):** Played in 13 games; 9 receptions for 89 yards (9.9 avg.) and 1 TD; 1 carry for -9 yards; 4 kickoff returns for 93 yards (23.3 avg.).

**REDSHIRT FRESHMAN (2018 AT OREGON):**

Played in 7 games; 1 reception for 13 yards.

- Redshirted in 2017.

#### HIGH SCHOOL (DEERFIELD BEACH HS – DEERFIELD BEACH, FLA.)

- Also played 1 season (2015) at Stranahan HS and 2 seasons (2013-14) at Somerset Academy.

**SENIOR (2016):** 25.8 yards per reception.

- 3rd-team all-county.

### OFF THE FIELD

#### PERSONAL:

- **PRONUNCIATION:** First name is pronounced day-wood.
- **MAJOR:** Sport management.

## DAEWOOD DAVIS' COLLEGE STATS

YEAR	TEAM	GP	GS	RECEIVING						RUSHING			
				REC	YDS	AVG	LG	TD	ATT	YDS	AVG	LG	TD
2018	OREGON	7	0	1	13	13.0	13	0	0	0	0.0	0	0
2019	OREGON	13	0	9	89	9.9	19	1	1	-9	-9.0	-9	0
2020	OREGON	1	0	0	0	0.0	0	0	0	0	0.0	0	0
2021	W. KENTUCKY	14	14	43	763	17.7	73	8	1	-8	-8.0	-8	0
2022	W. KENTUCKY	12	12	63	872	13.8	62	7	1	15	15.0	15	0
<b>NCAA TOTALS</b>		<b>47</b>	<b>26</b>	<b>116</b>	<b>1737</b>	<b>15.0</b>	<b>73</b>	<b>16</b>	<b>3</b>	<b>-2</b>	<b>-0.7</b>	<b>15</b>	<b>0</b>





# 89

## JULIAN HILL

**TIGHT END // 6-4 // 251 // CAMPBELL '23**  
**ACQUIRED: FA, '23**  
**HOMETOWN: FAYETTEVILLE, N.C. // BORN: 7/9/00**  
**NFL: ROOKIE SEASON // DOLPHINS: ROOKIE SEASON**

### NFL CAREER

#### TRANSACTIONS:

- Signed by Miami as an undrafted college free agent on May 12, 2023.

### BEFORE THE NFL

#### COLLEGE (CAMPBELL):

- 5-year letterman (2018-22) and 3-year starter.

**CAREER:** Played in 48 games with 26 starts; 85 receptions for 1,218 yards (14.3 avg.) and 7 TDs; 3 carries for 5 yards (1.7 avg.) and 1 TD.

**SENIOR (2022):** Started all 11 games; 38 receptions for 659 yards (17.3 avg.) and 5 TDs; 2 carries for 3 yards (1.5 avg.) and 1 TD.

- 1st-team All-Big South.
- His 659 receiving yards were 5th among all FCS tight ends.

**REDSHIRT JUNIOR (2021):** Started all 11 games; 34 receptions for 367 yards (10.8 avg.) and 2 TDs; 1 carry for 2 yards.

- 1st-team All-Big South.

- His 34 receptions led all conference tight ends.

**JUNIOR (2020):** Started all 4 games; 6 receptions for 102 yards (17.0 avg.).

- 2nd-team All-Big South.

**SOPHOMORE (2019):** Played all 11 games; 6 receptions for 85 yards (14.2 avg.).

**TRUE FRESHMAN (2018):** Played all 11 games; 1 reception for 5 yards.

#### HIGH SCHOOL (PINE FOREST HS – FAYETTEVILLE, N.C.)

- Played quarterback.
- Also lettered in basketball and baseball.

**JUNIOR (2016):** 1,750 passing yards; 175 rushing yards; 24 total touchdowns.

- 2nd-team all-conference.

**SOPHOMORE (2015):** 1,500 passing yards; 175 rushing yards; 16 total TDs.

### OFF THE FIELD

#### PERSONAL:

- **MAJOR:** Exercise science.

### JULIAN HILL'S COLLEGE STATS

YEAR	TEAM	GP	GS	RECEIVING					RUSHING				
				REC	YDS	AVG	LG	TD	ATT	YDS	AVG	LG	TD
2018	CAMPBELL	11	0	1	5	5.0	5	0	0	0	0.0	0	0
2019	CAMPBELL	11	0	6	85	14.2	35	0	0	0	0.0	0	0
2020	CAMPBELL	4	4	6	102	17.0	30	0	0	0	0.0	0	0
2021	CAMPBELL	11	11	34	367	10.8	39	2	1	2	2.0	2	0
2022	CAMPBELL	11	11	38	659	17.3	53	5	2	3	1.5	2	1
<b>NCAA TOTALS</b>		<b>48</b>	<b>26</b>	<b>85</b>	<b>1218</b>	<b>14.3</b>	<b>53</b>	<b>7</b>	<b>3</b>	<b>5</b>	<b>1.7</b>	<b>2</b>	<b>1</b>

### DOLPHINS POST THREE PLAYOFF SHUTOUTS

Since the 1970 merger of the American and National Football Leagues, the Miami Dolphins have recorded three of the eight shutouts registered by AFC teams in the playoffs. The Dolphins recorded a 31-0 win over the San Diego Chargers on January 10, 1993, a 14-0 win over the N.Y. Jets on January 23, 1983, and a 21-0 win over the Baltimore Colts on January 2, 1972. The only other AFC playoff shutouts were by the Kansas City Chiefs (30-0 over the Houston Texans on January 9, 2016), the New York Jets (41-0 over the Indianapolis Colts on January 4, 2003), the Oakland Raiders (27-0 over the Dolphins on January 6, 2001), the San Diego Chargers (17-0 over the Kansas City Chiefs on January 2, 1993) and the Baltimore Colts (17-0 over the Cincinnati Bengals on December 26, 1970).



# 52

## AUBREY MILLER II

LINEBACKER // 6-0 // 229 // JACKSON STATE '23  
 ACQUIRED: FA, '23  
 HOMETOWN: MEMPHIS, TENN. // BORN: 4/24/99  
 NFL: ROOKIE SEASON // DOLPHINS: ROOKIE SEASON

### NFL CAREER

#### TRANSACTIONS:

- Signed by Miami as an undrafted college free agent on May 12, 2023.

### BEFORE THE NFL

#### COLLEGE (JACKSON STATE):

- 3-year starter (2021-22).
- Transferred to Jackson State from Missouri following his redshirt junior season in 2020.

**CAREER (AT JACKSON STATE):** Played in 31 games with 27 starts; 277 tackles (147 solo), 10.0 sacks, 9 passes defended, 7 forced fumbles and 3 fumble recoveries.

**GRADUATE (2022 AT JACKSON STATE):** Played all 13 games with 9 starts; 117 tackles (64 solo), 2.0 sacks, 6 passes defended, 5 forced fumbles and 2 fumble recoveries.

- SWAC Defensive Player of the Year.
- 1st-team All-SWAC.

**SENIOR (FALL 2021 AT JACKSON STATE):** Started all 13 games; 109 tackles (53 solo), 6.5 sacks, 3

passes defended, 1 forced fumble and 1 fumble recovery.

- 1st-team All-SWAC.

**COVID JUNIOR (SPRING 2021 AT JACKSON STATE):** Started 5 games; 51 tackles (30 solo), 1.5 sacks and 1 forced fumble.

**REDSHIRT JUNIOR (2020 AT MISSOURI):** Played in 1 game.

**JUNIOR (2019 AT MISSOURI):** Played in 1 game; 2 tackles (1 solo).

**SOPHOMORE (2018 AT MISSOURI):** Played in 10 games; 2 solo tackles.

**TRUE FRESHMAN (2017 AT MISSOURI):** Played in 10 games; 3 tackles (2 solo).

#### HIGH SCHOOL (WHITEHAVEN HS – MEMPHIS, TENN.)

**SENIOR (2016):** 147 tackles, 7.0 sacks, 4 interceptions and 5 forced fumbles.

- 1st-team all-region.
- 1st-team all-metro.
- Helped his team win a state championship.

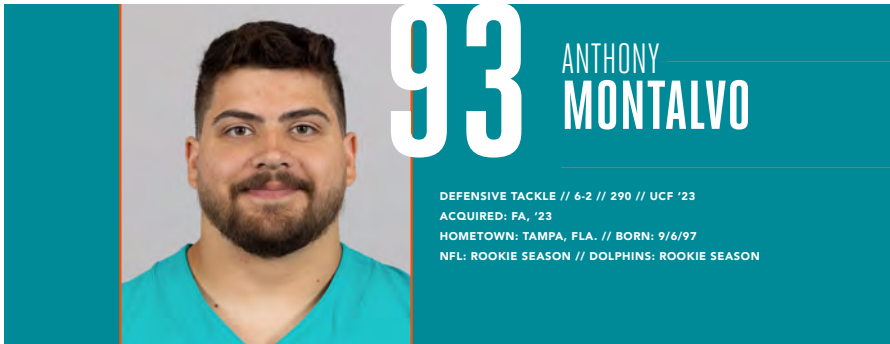
**JUNIOR (2015):** 50 tackles, 2 interceptions and 1 fumble recovery.

### AUBREY MILLER'S COLLEGE STATS

YEAR	TEAM	GP	GS	TACKLES					INTERCEPTIONS					FUMBLES		
				TOT	SOLO	ASST	SK	YDS	INT	YDS	LG	TD	PD	FF	FR	
2017	MISSOURI	10	0	3	2	1	0.0	0.0	0	0	0	0	0	0	0	0
2018	MISSOURI	10	0	2	2	0	0.0	0.0	0	0	0	0	0	0	0	0
2019	MISSOURI	1	0	2	1	1	0.0	0.0	0	0	0	0	0	0	0	0
2020	MISSOURI	1	0	0	0	0	0.0	0.0	0	0	0	0	0	0	0	0
2021s	JACKSON STATE	5	5	51	30	21	1.5	11.0	0	0	0	0	0	0	1	0
2021f	JACKSON STATE	13	13	109	53	56	6.5	55.0	0	0	0	0	3	1	1	1
2022	JACKSON STATE	13	9	117	64	53	2.0	17.0	0	0	0	0	6	5	2	2
<b>NCAA TOTALS</b>		<b>53</b>	<b>27</b>	<b>284</b>	<b>152</b>	<b>132</b>	<b>10.0</b>	<b>83.0</b>	<b>0</b>	<b>0</b>	<b>0</b>	<b>0</b>	<b>9</b>	<b>7</b>	<b>3</b>	<b>3</b>

### THE LONGEST DRIVES

Miami's 21-play, 92-yard drive vs. the New York Jets on January 1, 2012 was the longest scoring drive in terms of plays in franchise history. The previous team-long for a scoring drive was 18 plays, which happened three times (December 11, 2007 vs. Buffalo, September 17, 2008 at Arizona and December 27, 2009 vs. Houston). The drive against the Jets was also the longest scoring drive in team history in terms of time possession with 12 minutes and 29 seconds. The previous high was 10 minutes and 30 seconds vs. the Los Angeles Raiders on October 16, 1994.



# 93

## ANTHONY MONTALVO

DEFENSIVE TACKLE // 6-2 // 290 // UCF '23  
 ACQUIRED: FA, '23  
 HOMETOWN: TAMPA, FLA. // BORN: 9/6/97  
 NFL: ROOKIE SEASON // DOLPHINS: ROOKIE SEASON

### NFL CAREER

#### TRANSACTIONS:

- Signed by Miami as an undrafted college free agent on May 12, 2023.

### BEFORE THE NFL

#### COLLEGE (UCF):

- 5-year letterman (2018-22) and 3-year starter.

**CAREER:** Played in 57 games with 36 starts; 130 tackles (64 solo), 6.0 sacks, 4 passes defended, 1 forced fumble and 2 fumble recoveries.

**GRADUATE (2022):** Started all 14 games; 44 tackles (23 solo), 2.0 sacks and 2 passes defended.

**SENIOR (2021):** Played in 13 games with 5 starts; 34 tackles (12 solo), 1 pass defended, 1 forced fumble and 1 fumble recovery.

**JUNIOR (2020):** Started all 10 games; 24 tackles (13 solo), 1.0 sack, 1 pass defended and 1 fumble recovery.

**SOPHOMORE (2019):** Played in all 13 games with 7 starts; 24 tackles (13 solo) and 2.0 sacks.

- Earned a scholarship during the season.

**REDSHIRT FRESHMAN (2018):** Played in 7 games; 4 tackles (3 solo) and 1.0 sack.

- Redshirted in 2017.

### HIGH SCHOOL (SICKLES HS – TAMPA, FLA.)

### ANTHONY MONTALVO'S COLLEGE STATS

YEAR	TEAM	GP	GS	TACKLES				INTERCEPTIONS					FUMBLES			
				TOT	SOLO	ASST	SK	YDS	INT	YDS	LG	TD	PD	FF	FR	
2018	UCF	7	0	4	3	1	1.0	11.0	0	0	0	0	0	0	0	0
2019	UCF	13	7	24	13	11	2.0	27.0	0	0	0	0	0	0	0	0
2020	UCF	10	10	24	13	11	1.0	1.0	0	0	0	0	0	1	0	1
2021	UCF	13	5	34	12	22	0.0	0.0	0	0	0	0	0	1	1	1
2022	UCF	14	14	44	23	21	2.0	5.0	0	0	0	0	2	0	0	0
<b>NCAA TOTALS</b>		<b>57</b>	<b>36</b>	<b>130</b>	<b>64</b>	<b>66</b>	<b>6.0</b>	<b>44.0</b>	<b>0</b>	<b>0</b>	<b>0</b>	<b>0</b>	<b>4</b>	<b>1</b>	<b>2</b>	<b>0</b>



# 56

## GARRETT NELSON

LINEBACKER // 6-4 // 248 // NEBRASKA '23  
 ACQUIRED: FA, '23  
 HOMETOWN: SCOTTSDLUFF, NEB. // BORN: 3/1/00  
 NFL: ROOKIE SEASON // DOLPHINS: ROOKIE SEASON

### NFL CAREER

#### TRANSACTIONS:

- Signed by Miami as an undrafted college free agent on May 12, 2023.

### BEFORE THE NFL

#### COLLEGE (NEBRASKA):

- 4-year letterman (2019-22) and 3-year starter.

**CAREER:** Played in 43 games with 32 starts; 167 tackles (80 solo), 12.0 sacks, 4 passes defended, 2 forced fumbles and 2 fumble recoveries.

- Finished his career with 32 consecutive starts.

**JUNIOR (2022):** Started all 12 games; 65 tackles (35 solo), 5.5 sacks, 2 passes defended, 1 forced fumble and 2 fumble recoveries.

- 2nd-team All-Big Ten.
- Team captain.

**REDSHIRT SOPHOMORE (2021):** Started all 12 games; 57 tackles (25 solo), 5.0 sacks, 2 passes defended and 1 forced fumble.

**SOPHOMORE (2020):** Started all 8 games; 30 tackles (16 solo) and 1.5 sacks.

**TRUE FRESHMAN (2019):** Played in 11 games; 15 tackles (4 solo).

## HIGH SCHOOL (SCOTTSBLUFF HS – SCOTTSBLUFF, NEB.)

- Played defensive line.

**SENIOR (2018):** 39 tackles and 4.0 sacks.

- All-state.

**JUNIOR (2017):** 44 tackles, 9.0 sacks and 1 fumble recovery; 133 rushing yards; 4 receptions.

- All-state.

**SOPHOMORE (2016):** 67 tackles and 5.0 sacks.

## OFF THE FIELD

### PERSONAL:

- **MAJOR:** Finance.

## GARRETT NELSON'S COLLEGE STATS

YEAR	TEAM	GP	GS	TACKLES					INTERCEPTIONS					FUMBLES		
				TOT	SOLO	ASST	SK	YDS	INT	YDS	LG	TD	PD	FF	FR	
2019	NEBRASKA	11	0	15	4	11	0.0	0.0	0	0	0	0	0	0	0	0
2020	NEBRASKA	8	8	30	16	14	1.5	10.0	0	0	0	0	0	0	0	0
2021	NEBRASKA	12	12	57	25	32	5.0	38.0	0	0	0	0	2	1	0	
2022	NEBRASKA	12	12	65	35	30	5.5	40.0	0	0	0	0	2	1	2	
<b>NCAA TOTALS</b>		<b>43</b>	<b>32</b>	<b>167</b>	<b>80</b>	<b>87</b>	<b>12.0</b>	<b>88.0</b>	<b>0</b>	<b>0</b>	<b>0</b>	<b>0</b>	<b>4</b>	<b>2</b>	<b>2</b>	



# 96

## BRANDON PILI

DEFENSIVE TACKLE // 6-3 // 316 // USC '23

ACQUIRED: FA, '23

HOMETOWN: ANCHORAGE, ALASKA // BORN: 4/2/99

NFL: ROOKIE SEASON // DOLPHINS: ROOKIE SEASON

## NFL CAREER

### TRANSACTIONS:

- Signed by Miami as an undrafted college free agent on May 12, 2023.

## BEFORE THE NFL

### COLLEGE (USC):

- 5-year letterman (2017-20, 2022).

**CAREER:** Played in 52 games with 5 starts; 74 tackles (29 solo), 3.5 sacks, 4 passes defended and 1 forced fumble.

**GRADUATE (2022):** Played in all 14 games; 25 tackles (13 solo), 1.0 sack and 1 pass defended.

**REDSHIRT SENIOR (2021):** Missed the entire season recovering from injury.

**SENIOR (2020):** Played in 4 games; 5 tackles.

**JUNIOR (2019):** Played in all 13 games with 1 start; 18 tackles (10 solo), 1.5 sacks, 3 passes defended and 1 forced fumble.

**SOPHOMORE (2018):** Played in all 12 games with 2 starts; 12 tackles (3 solo) and 1.0 sack.

**TRUE FRESHMAN (2017):** Played in 9 games with 2 starts; 14 tackles (3 solo).

- Honorable mention All-Pac 12.

## HIGH SCHOOL (WESTVIEW HS – PORTLAND, ORE.)

- Played defensive end.
- Also played 3 seasons at Dimond HS in Alaska.
- Also participated in wrestling and as a thrower on the track and field team.

## OFF THE FIELD

### PERSONAL:

- **PRONUNCIATION:** Last name is pronounced PEE-lee.
- **MAJOR:** Non-governmental organizations and social change.

## BRANDON PILI'S COLLEGE STATS

YEAR	TEAM	GP	GS	TACKLES					INTERCEPTIONS					FUMBLES		
				TOT	SOLO	ASST	SK	YDS	INT	YDS	LG	TD	PD	FF	FR	
2017	USC	9	2	14	3	11	0.0	0.0	0	0	0	0	0	0	0	0
2018	USC	12	2	12	3	9	1.0	6.0	0	0	0	0	0	0	0	0
2019	USC	13	1	18	10	8	1.5	12.0	0	0	0	0	3	1	0	
2020	USC	4	0	5	0	5	0.0	0.0	0	0	0	0	0	0	0	0
2021	USC	0	0	0	0	0	0.0	0.0	0	0	0	0	0	0	0	0
2022	USC	14	0	25	13	12	1.0	2.0	0	0	0	0	1	0	0	
<b>NCAA TOTALS</b>		<b>52</b>	<b>5</b>	<b>74</b>	<b>29</b>	<b>45</b>	<b>3.5</b>	<b>20.0</b>	<b>0</b>	<b>0</b>	<b>0</b>	<b>0</b>	<b>4</b>	<b>1</b>	<b>0</b>	



# 36

## KEIDRON SMITH

SAFETY // 6-2 // 201 // KENTUCKY '23

ACQUIRED: FA, '23

HOMETOWN: WEST PALM BEACH, FLA. // BORN: 11/6/99

NFL: ROOKIE SEASON // DOLPHINS: ROOKIE SEASON

### NFL CAREER

#### TRANSACTIONS:

- Signed by Miami as an undrafted college free agent on May 12, 2023.

### BEFORE THE NFL

#### COLLEGE (KENTUCKY):

- 1-year starter (2022).
- Transferred to Kentucky from Mississippi following his senior season in 2021.

**CAREER (AT KENTUCKY):** Played in all 13 games with 12 starts; 46 tackles (32 solo), 2 interceptions, 7 passes defended, 1 forced fumble and 1 fumble recovery.

**GRADUATE (2022 AT KENTUCKY):** Played in all 13 games with 12 starts; 46 tackles (32 solo), 2 interceptions, 7 passes defended, 1 forced fumble and 1 fumble recovery.

- 2nd-team All-SEC.

**SENIOR (2021 AT MISSISSIPPI):** Played in all 13 games with 7 starts; 64 tackles (31 solo), 2

interceptions, 5 passes defended and 2 forced fumbles.

**JUNIOR (2020 AT MISSISSIPPI):** Started all 10 games; 64 tackles (38 solo), 1 interception and 7 passes defended.

**SOPHOMORE (2019 AT MISSISSIPPI):** Played in all 12 games with 8 starts; 48 tackles (33 solo), 1 interception, 9 passes defended and 3 forced fumbles.

**TRUE FRESHMAN (2018 AT MISSISSIPPI):** Played in all 12 games with 4 starts; 47 tackles (29 solo), 1 interception and 5 passes defended.

#### HIGH SCHOOL (OXBRIDGE ACADEMY – WEST PALM BEACH, FLA.)

- Also played basketball.

**SENIOR (2017):** 41 tackles.

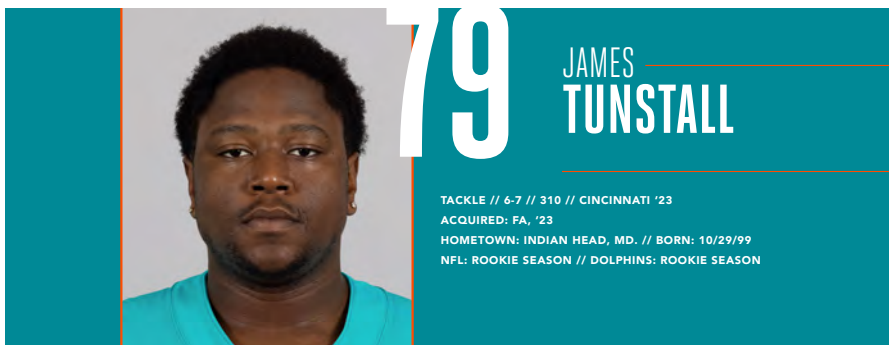
### OFF THE FIELD

#### PERSONAL:

- **PRONUNCIATION:** First name is pronounced key-dron.

## KEIDRON SMITH'S COLLEGE STATS

YEAR	TEAM	GP	GS	TACKLES					INTERCEPTIONS					FUMBLES	
				TOT	SOLO	ASST	SK	YDS	INT	YDS	LG	TD	PD	FF	FR
2018	MISSISSIPPI	12	4	47	29	18	0.0	0.0	1	0	0	0	5	0	0
2019	MISSISSIPPI	12	8	48	33	15	1.0	3.0	1	0	0	0	9	3	0
2020	MISSISSIPPI	10	10	64	38	26	0.0	0.0	1	0	0	0	7	0	0
2021	MISSISSIPPI	13	7	64	31	33	0.0	0.0	2	1	1	0	5	2	0
2022	KENTUCKY	13	12	46	32	14	0.0	0.0	2	65	65t	1	7	1	1
<b>NCAA TOTALS</b>		<b>60</b>	<b>41</b>	<b>269</b>	<b>163</b>	<b>106</b>	<b>1.0</b>	<b>3.0</b>	<b>7</b>	<b>66</b>	<b>65t</b>	<b>1</b>	<b>33</b>	<b>6</b>	<b>1</b>



# JAMES TUNSTALL

TACKLE // 6-7 // 310 // CINCINNATI '23  
 ACQUIRED: FA, '23  
 HOMETOWN: INDIAN HEAD, MD. // BORN: 10/29/99  
 NFL: ROOKIE SEASON // DOLPHINS: ROOKIE SEASON

## NFL CAREER

### TRANSACTIONS:

- Signed by Miami as an undrafted college free agent on May 12, 2023.

## BEFORE THE NFL

### COLLEGE (CINCINNATI):

- 1-year starter (2022).
- Transferred to Cincinnati from Stony Brook following his junior season in 2021.
- Transferred to Stony Brook from Connecticut following his redshirt freshman season in 2018.

**CAREER (AT CINCINNATI):** Started all 13 games.

**SENIOR (2022 AT CINCINNATI):** Started all 13 games at left tackle.

- 2nd-team All-AAC.

**JUNIOR (2021 AT CINCINNATI):** Played in all 14 games with 11 starts at left tackle.

**2020 AT STONY BROOK:** School did not play football due to the COVID-19 pandemic.

**SOPHOMORE (2019 AT STONY BROOK):** Played in all 12 games with 9 starts at left tackle.

**REDSHIRT FRESHMAN (2018 AT CONNECTICUT):** Played in 5 games.

- Redshirted in 2017.

## HIGH SCHOOL (LACKEY HS – INDIAN HEAD, MD.)

## OFF THE FIELD

### PERSONAL:

- **MAJOR:** Multidisciplinary studies.

## JAMES TUNSTALL'S COLLEGE STATS

**GAMES/STARTS:** (Connecticut) 2018: 5/0, (Stony Brook) 2019: 12/9, 2021: 14/11, (Cincinnati) **NCAA TOTALS: 44/33**  
 2022: 13/13

## THREE DOLPHINS NAMED NFL MAN OF THE YEAR

The NFL's Man of the Year award is the highest off-the-field honor attainable by an NFL player. It recognizes players for their excellence both on the field and in their communities.

Center Dwight Stephenson (1985), quarterback Dan Marino (1998) and defensive end Jason Taylor (2007) have each won the award while playing for the Dolphins. Miami is one of only eight teams to have three or more of its players receive the honor since it was instituted by the league in 1970. Kansas City and Chicago have had five players win the award, Pittsburgh, San Diego and Dallas have had four players, while Miami, Cincinnati and Philadelphia each boast three award winners.



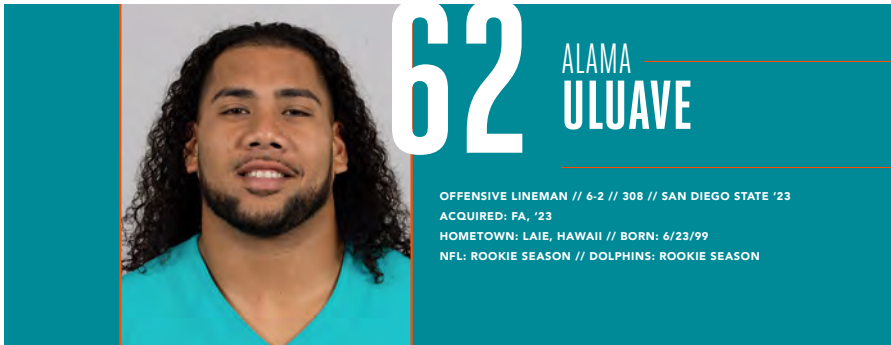
Dwight Stephenson



Dan Marino



Jason Taylor



OFFENSIVE LINEMAN // 6-2 // 308 // SAN DIEGO STATE '23  
 ACQUIRED: FA, '23  
 HOMETOWN: LAIE, HAWAII // BORN: 6/23/99  
 NFL: ROOKIE SEASON // DOLPHINS: ROOKIE SEASON

## NFL CAREER

### TRANSACTIONS:

- Signed by Miami as an undrafted college free agent on May 12, 2023.

## BEFORE THE NFL

### COLLEGE (SAN DIEGO STATE):

- 5-year letterman (2018-22) and 3-year starter.

**CAREER:** Played in 54 games with 35 starts – all at center.

- Finished his career with 35 consecutive starts at center.

**SENIOR (2022):** Started all 13 games at center.

- 1st-team All-Mountain West.
- Team captain.

**REDSHIRT JUNIOR (2021):** Started all 14 games at

center.

- Honorable mention All-Mountain West.
- JUNIOR (2020):** Started all 8 games at center.  
**SOPHOMORE (2019):** Played in 12 games.  
**TRUE FRESHMAN (2018):** Played in 7 games.

### HIGH SCHOOL (PUNAHOU HS – HONOLULU, HAWAII)

- Also played basketball, baseball and track and field.
- Earned a state championship in the shot put and discus.

## OFF THE FIELD

### PERSONAL:

- **PRONUNCIATION:** Name is pronounced ah-la-ma oo-lu-wa-vay
- **MAJOR:** Public administration.

## ALAMA ULUAVE'S COLLEGE STATS

GAMES/STARTS: 2018: 7/0 2019: 12/0, 2020: 8/8, 2021: 14/14, 2022: 13/13

NCAA TOTALS: 54/35

## THE ORANGE BOWL

The 1986 season marked the end of an era for the Miami Dolphins as the team played its final season in the Orange Bowl.

In 21 years at the venue, the Dolphins posted a 110-39-3 (.738) regular-season record. In the playoffs, Miami was 10-4 at the 75,206-seat Orange Bowl, giving the team a 120-42-3 (.736) mark in all games played there.

Miami played in the Orange Bowl from the team's initial season in 1966 through the 1986 campaign. From 1966 to 1969, the Orange Bowl had a grass playing field. The playing surface was changed to Poly-Turf in 1970, was replaced in 1972 and finally removed in March 1976, so that Prescription Athletic Turf could be installed.

The Orange Bowl was the site of many great sporting events, including five Super Bowls, the annual Orange Bowl Classic, Olympic soccer matches and championship boxing matches.

The 2007 season was the final one for the Orange Bowl. The University of Miami, who called the Orange Bowl home from 1937-2007, played its final game there on Nov. 10, 2007, when it dropped a 48-0 decision to the University of Virginia. The final collegiate game at the Orange Bowl occurred on Dec. 1, 2007 when Florida International defeated North Texas, 38-19. The final organized game took place on January 4, 2008 in "The O-D All-American Bowl," a high school all-star game. A "Farewell To The Orange Bowl" celebration was held on Jan. 26, 2008. Approximately 15,000 people watched a team of ex-Miami Hurricanes beat a team of ex-Dolphins, 65-51, in a flag-football exhibition. Demolition began in March of 2008 and was completed in May.





# 57

## ZEKE VANDENBURGH

LINEBACKER // 6-4 // 232 // ILLINOIS STATE '23  
 ACQUIRED: FA, '23  
 HOMETOWN: FREEPORT, ILL. // BORN: 1/18/99  
 NFL: ROOKIE SEASON // DOLPHINS: ROOKIE SEASON

### NFL CAREER

#### TRANSACTIONS:

- Signed by Miami as an undrafted college free agent on May 12, 2023.

### BEFORE THE NFL

#### COLLEGE (ILLINOIS STATE):

- 5-year letterman (2018-22) and 4-year starter.

**CAREER:** Played in 51 games with 33 starts; 256 tackles (151 solo), 24.0 sacks, 1 interceptions, 7 passes defended, 2 forced fumbles and 1 fumble recovery.

**GRADUATE (2022):** Started 10 games; 100 tackles (51 solo), 14.0 sacks, 1 interception, 5 passes defended, 2 forced fumbles and 1 fumble recovery.

- Missouri Valley Football Conference Defensive Player of the Year.
- 1st-team All-MVFC.

- His 1.4 sacks per game led all FCS players.
- His 21.0 tackles for loss led the conference.
- His 100 tackles ranked 3rd in the conference.

**SENIOR (FALL 2021):** Started all 11 games; 70 tackles (44 solo), 4.0 sacks and 2 passes defended.

**JUNIOR (SPRING 2021):** Started all 4 games; 13 tackles (4 solo) and 1.0 sack.

**SOPHOMORE (2019):** Played in all 15 games with 8 starts; 51 tackles (37 solo) and 5.0 sacks.

**REDSHIRT FRESHMAN (2018):** Played in all 11 games; 22 tackles (15 solo).

- Redshirted in 2017.

#### HIGH SCHOOL (FREEPORT HS – FREEPORT, ILL.)

- Also participated in track and field on a state record-setting 4x200-meter relay team.

**SENIOR (2016):** 100+ tackles and 3.0 sacks.

- 1st-team all-conference.

**JUNIOR (2015):** 80+ tackles and 5.0 sacks.

**SOPHOMORE (2014):** 80+ tackles and 2.0 sacks.

### ZEKE VANDENBURGH'S COLLEGE STATS

YEAR	TEAM	GP	GS	TACKLES					INTERCEPTIONS					FUMBLES		
				TOT	SOLO	ASST	SK	YDS	INT	YDS	LG	TD	PD	FF	FR	
2018	ILLINOIS STATE	11	0	22	15	7	0.0	0.0	0	0	0	0	0	0	0	0
2019	ILLINOIS STATE	15	8	51	37	14	5.0	21.0	0	0	0	0	0	0	0	0
2021s	ILLINOIS STATE	4	4	13	4	9	1.0	7.0	0	0	0	0	0	0	0	0
2021f	ILLINOIS STATE	11	11	70	44	26	4.0	25.0	0	0	0	0	2	0	0	0
2022	ILLINOIS STATE	10	10	100	51	49	14.0	104.0	1	0	0	0	5	2	1	
<b>NCAA TOTALS</b>		<b>51</b>	<b>33</b>	<b>256</b>	<b>151</b>	<b>105</b>	<b>24.0</b>	<b>157.0</b>	<b>1</b>	<b>0</b>	<b>0</b>	<b>0</b>	<b>7</b>	<b>2</b>	<b>1</b>	

### MOUNTAINEER SHOT

Miami followed up "The Miami Miracle" in 2018 with "Mountaineer Shot" in 2019, another play that won the Bridgestone Performance NFL Play of the Year award. It marked the first time in league history the same team won consecutive Play of the Year awards.

On Dec. 1, 2019 vs. Philadelphia, the Dolphins were facing a fourth-and-goal from the 1-yard line in the second quarter. The Dolphins shifted out of a field goal formation with punter Matt Haack lined up in a shotgun formation at quarterback. He took the snap from center Daniel Kilgore – whose college team's (Appalachian State) nickname was the Mountaineers, hence the name of the play – and rolled to his left, where he threw a touchdown pass to kicker Jason Sanders.

It marked the first time since 1977 (Denver's Jim Turner) an NFL kicker caught a touchdown pass and the first time since 1964 (San Diego's John Hadl and Keith Lincoln) that a player who led his team in punts threw a touchdown to a player who led his team in extra point/field goal attempts.





# 2023 NUMERICAL ROSTER

NO.	NAME	POS.	HT.	WT.	BIRTHDATE	EXP.	COLLEGE	HOMETOWN	HOW ACQ.
0	Brauxon Berrios	WR	5-9	185	10/6/95	6	Miami (FL) '18	Raleigh, N.C.	FA, '23
1	Tua Tagovailoa	QB	6-1	227	3/2/98	4	Alabama '20	Ewa Beach, Hawaii	D1a, '20
2	Bradley Chubb	LB	6-4	268	6/24/96	6	NC State '18	Marietta, Ga.	F, '22 (Den.)
3	Robbie Chosen	WR	6-3	185	5/9/93	8	Temple '16	Fort Lauderdale, Fla.	FA, '23
4	Kader Kohou	CB	5-10	193	11/28/98	2	TAMU-Commerce '22	Abidjan, Ivory Coast	FA, '22
5	Ramsey	CB	6-1	208	10/24/94	8	Florida State '16	Smryna, Tenn.	T, '23 (LAR)
6	Trill Williams	CB	6-1	205	12/29/99	3	Syracuse '21	Yonkers, N.Y.	Wai., '21 (NO)
7	Jason Sanders	K	5-11	195	11/16/95	6	New Mexico '18	Orange, Calif.	D7b, '18
8	Jevon Holland	S	6-1	210	3/3/00	3	Oregon '21	Coquitlam, Canada	D2a, '21
9	Noah Igbingehene	CB	5-11	194	11/27/99	4	Auburn '20	Trussville, Ala.	D1c, '20
10	Tyreek Hill	WR	5-10	191	3/1/94	8	West Alabama '16	Douglas, Ga.	T, '22 (KC)
11	Gedrick Wilson Jr.	WR	6-2	197	11/20/95	6	Boise State '18	Memphis, Tenn.	UFA, '22 (Dal.)
14	Mike White	QB	6-5	216	3/25/95	5	Western Kentucky '18	Pembroke Pines, Fla.	UFA, '23 (NYJ)
15	Jaelan Phillips	LB	6-5	263	5/28/99	3	Miami (FL) '21	Redlands, Calif.	D1b, '21
16	Jake Bailey	P	6-2	214	6/18/97	5	Stanford '19	Solana Beach, Calif.	FA, '23
16	James Blackman	QB	6-6	185	11/14/98	R	Arkansas State '23	South Bay, Fla.	FA, '23
17	Jaylen Waddle	WR	5-10	185	11/25/98	3	Alabama '21	Houston, Texas	D1a, '21
18	Erik Ezukanma	WR	6-2	206	1/25/00	2	Texas Tech '22	Fort Worth, Texas	D4, '22
19	Skylar Thompson	QB	6-2	219	6/4/97	2	Kansas State '22	Thompsonville, Mo.	D7b, '22
20	Justin Bethel	CB	6-0	195	6/17/90	12	Presbyterian '12	Blythewood, S.C.	FA, '22
21	DeShon Elliott	S	6-1	210	4/21/97	6	Texas '18	Rockwall, Texas	UFA, '23 (Det.)
22	Elijah Campbell	DB	5-11	200	8/24/95	4	Northern Iowa '18	St. Paul, Minn.	Wai., '21 (NVJ)
23	Jeff Wilson Jr.	RB	6-0	210	11/16/95	6	North Texas '18	Elkhart, Texas	T, '22 (SF)
24	Cam Smith	RB	6-1	180	12/21/00	R	South Carolina '23	Blythewood, S.C.	D2a, '23
25	Xavien Howard	CB	6-1	203	7/4/93	8	Baylor '16	Houston, Texas	D2, '16
26	Salvon Ahmed	RB	5-11	197	12/29/98	4	Washington '20	Kirkland, Wash.	Wai., '20 (SF)
27	Keion Crossen	DB	5-10	190	4/17/96	6	Western Carolina '18	Garysburg, N.C.	UFA, '22 (NYG)
28	DeVon Achane	RB	5-9	188	10/13/01	R	Texas A&M '21	Missouri City, Texas	D3, '23
29	Brandon Jones	S	6-1	190	4/2/98	4	Texas '20	Nacogdoches, Texas	D3, '20
30	Alec Ingold	FB	6-1	232	7/9/96	5	Wisconsin '19	Green Bay, Wis.	FA, '22
31	Raheem Mostert	RB	5-10	205	4/9/92	9	Purdue '15	New Smyrna Beach, Fla.	UFA, '22 (SF)
32	Verone McKinley III	S	5-10	190	6/29/99	2	Oregon '22	Carrollton, Texas	FA, '22
33	Eli Apple	CB	6-1	203	8/9/95	8	Ohio State '16	Voorhees, N.J.	FA, '23
33	Chris Brooks	RB	6-1	223	1/11/00	R	BYU '23	Oceanside, Calif.	FA, '23
34	Tino Ellis	CB	6-1	195	10/15/97	1	Maryland '20	Reisterstown, Md.	FA, '22
35	Myles Dorn	S	6-2	205	6/25/98	3	North Carolina '20	Charlotte, N.C.	FA, '22
36	Keidron Smith	S	6-2	201	11/16/99	R	Kentucky '23	West Palm Beach, Fla.	FA, '23
37	Myles Gaskin	RB	5-10	199	2/15/97	5	Washington '19	Lynnwood, Wash.	D7b, '19
38	Ethan Bonner	CB	6-1	186	10/23/99	R	Stanford '23	The Woodlands, Texas	FA, '23
40	Nik Needham	CB	6-1	196	11/4/96	5	UTEP '19	Buena Park, Calif.	FA, '19
41	Channing Tindall	LB	6-2	236	3/28/00	2	Georgia '22	Columbia, S.C.	D3, '22
42	Bryce Thompson	CB	5-11	190	9/20/99	2	Tennessee '21	Irmo, S.C.	FA, '23
43	Andrew Van Ginkel	LB	6-4	242	7/1/95	5	Wisconsin '19	Rock Valley, Iowa	D5, '19
44	Blake Ferguson	LS	6-3	240	4/21/97	4	LSU '20	Smyrna, Ga.	D6, '20
45	Duke Riley	LB	6-1	227	8/9/94	7	LSU '17	Buras, La.	D6, '21 (Phi.)
46	Mark Gilbert	CB	6-1	192	8/1/97	2	Duke '21	Fayetteville, N.C.	FA, '23
47	Malik Reed	LB	6-2	245	8/5/96	5	Nevada '19	Dothan, Ala.	UFA, '23 (Pit.)
48	Tyler Kroft	TE	6-6	252	10/15/92	9	Rutgers '19	Downingtown, Pa.	FA, '23
50	Mitchell Agude	LB	6-4	245	3/10/99	R	Miami (Fla.) '23	Corona, Calif.	FA, '23
51	David Long Jr.	LB	5-11	227	10/12/96	5	West Virginia '19	Cincinnati, Ohio	UFA, '23 (Ten.)
52	Aubrey Miller II	LB	6-0	229	4/24/99	R	Jackson State '23	Memphis, Tenn.	FA, '23
53	Cameron Goode	LB	6-3	245	4/15/98	1	California '22	Spring, Texas	D7a, '22
55	Jerome Baker	LB	6-2	225	12/25/96	6	Ohio State '18	Cleveland, Ohio	D3, '18
56	Garrett Nelson	LB	6-4	248	3/1/00	R	Nebraska '23	Scottsbluff, Neb.	FA, '23
57	Zeke Vanderburgh	LB	6-4	232	1/18/99	R	Illinois State '23	Freeport, Ill.	FA, '23
58	Connor Williams	OL	6-5	312	5/12/97	6	Texas '18	Coppell, Texas	UFA, '22 (Dal.)
59	Mike Rose	LB	6-4	250	5/25/00	1	Iowa State '22	Brecksville, Ohio	FA, '23
62	Alama Ulaue	OL	6-2	308	6/23/99	R	San Diego State '23	Laie, Hawaii	FA, '23
66	Robert Jones	OL	6-4	325	1/28/99	3	Middle Tennessee St. '21	Chicago, Ill.	FA, '21
66	Lester Cotton	OL	6-4	330	2/20/96	4	Alabama '19	Tuscaloosa, Ala.	FA, '22
67	Dan Feeney	OL	6-4	305	5/29/94	7	Indiana '17	Orland Park, Ill.	UFA, '23 (NYJ)
68	Robert Hurt	OL	6-6	330	8/25/96	4	Louisiana-Lafayette '20	Burkeville, Texas	D2a, '20
70	Kendall Lamm	T	6-5	308	6/5/92	8	Appalachian St. '15	Charlotte, N.C.	FA, '22
71	Con Smith	T	6-5	306	10/7/98	1	Fayetteville St. '21	Lumberton, N.C.	FA, '21
72	Terron Armstead	T	6-5	305	7/23/91	11	Arkansas Pine-Bluff '13	Cahokia, Ill.	UFA, '22 (NO)
73	Austin Jackson	OL	6-5	320	8/11/99	4	USC '20	Phoenix, Ariz.	D1b, '20
74	Liam Eichenberg	OL	6-6	306	1/19/98	3	Notre Dame '21	Cleveland, Ohio	D2b, '21
75	Cedric Ogbuehi	T	6-5	307	4/25/92	9	Texas A&M '15	Allen, Texas	FA, '23
76	Ryan Hayes	T	6-7	305	2/28/00	R	Michigan '23	Traverse City, Mich.	D7, '23
77	Isaiah Wynn	T	6-2	310	12/9/95	6	Georgia '18	St. Petersburg, Fla.	FA, '23
78	Geron Christian	T	6-5	320	9/10/96	6	Louisville '18	Ocala, Fla.	Wai., '22 (KC)
79	James Tunstall	T	6-7	310	10/29/99	R	Cincinnati '23	Indian Head, Md.	FA, '23
80	Tanner Conner	TE	6-3	232	3/23/98	6	Idaho State '22	Kent, Wash.	FA, '22
81	Durham Smythe	TE	6-6	246	8/9/95	6	Notre Dame '18	Belton, Texas	D4a, '18
82	Eric Saubert	TE	6-5	248	5/9/94	7	Drake '17	Hoffman Estates, Ill.	UFA, '23 (Den.)
83	Chris Coleman	WR	5-11	192	4/3/99	R	Cal Poly '23	Bakersfield, Calif.	FA, '23
85	Elijah Higgins	TE	6-3	235	10/27/00	R	Stanford '23	Austin, Texas	D6, '23
85	River Cracraft	WR	6-0	198	11/1/94	5	Washington St. '17	Rancho Santa Margarita, Calif.	FA, '22
86	Braydon Sanders	WR	6-1	190	1/21/99	1	Mississippi '22	Hogansville, Ga.	FA, '22
87	Daewood Davis	WR	6-1	193	1/23/99	R	Western Kentucky '23	Hollywood, Fla.	FA, '23
88	Freddie Swain	WR	6-0	202	8/4/98	4	Florida '20	Ocala, Fla.	Wai., '23 (Den.)
89	Julian Hill	TE	6-4	251	7/9/00	R	Campbell '23	Fayetteville, N.C.	FA, '23
90	Randy Charlton	DE	6-3	275	10/7/99	R	Mississippi State '23	Miami, Fla.	FA, '23
91	Emmanuel Ogbah	DE	6-4	275	11/6/93	8	Oklahoma State '16	Houston, Texas	UFA, '20 (KC)
92	Zach Sieler	DT	6-6	300	9/7/95	6	Ferris State '18	Princeton, Mich.	Wai., '19 (Bal.)
93	Anthony Montalvo	DT	6-2	290	9/6/97	R	UCF '23	Tampa, Fla.	FA, '23
94	Christian Wilkins	DT	6-4	310	12/20/95	5	Clemson '19	Springfield, Mass.	D1, '19
95	Josiah Bronson	DT	6-3	295	7/3/97	2	Washington '21	Kent, Wash.	FA, '22
96	Brandon Pili	DT	6-3	319	4/2/99	R	USC '23	Anchorage, Alaska	FA, '23
97	Jaylen Twyman	DT	6-2	299	7/19/99	1	Pittsburgh '21	Washington, D.C.	FA, '22
98	Raekwon Davis	DT	6-7	325	6/10/97	4	Alabama '20	Meridian, Miss.	D2b, '20

\* all rosters as of Aug. 5, 2023

# 2023 ALPHABETICAL ROSTER

NO.	NAME	POS.	HT.	WT.	BIRTHDATE	EXP.	COLLEGE	HOMETOWN	HOW ACQ.
28	Achane, De'Von	RB	5-9	188	10/13/01	R	Texas A&M '23	Missouri City, Texas	D3, '23
50	Agude, Mitchell	LB	6-4	245	3/10/99	R	Miami (Fla.) '23	Corona, Calif.	FA, '23
26	Ahmed, Salvon	RB	5-11	197	12/29/98	4	Washington '20	Kirkland, Wash.	Wai., '20 (SF)
33	Apple, Eli	CB	6-1	203	8/9/95	8	Ohio State '16	Voorthes, N.J.	FA, '23
72	Armstead, Terron	T	6-5	305	7/23/91	11	Arkansas Pine-Bluff '13	Hakohia, Ill.	UFA, '22 (NO)
16	Bailey, Jake	P	6-2	214	6/18/97	5	Stanford '19	Solana Beach, Calif.	FA, '23
55	Baker, Jerome	LB	6-2	225	12/25/96	6	Ohio State '18	Cleveland, Ohio	D3, '18
0	Berrios, Braxton	WR	5-9	185	10/6/95	6	Miami (Fl.) '18	Raleigh, N.C.	FA, '23
20	Bethel, Justin	CB	6-0	195	6/17/90	12	Presbyterian '12	Blythewood, S.C.	FA, '22
16	Blackman, James	QB	6-6	185	11/14/98	R	Arkansas State '23	South Bay, Fla.	FA, '23
38	Bonner, Ethan	CB	6-1	186	10/23/99	R	Stanford '23	The Woodlands, Texas	FA, '23
95	Bronson, Josiah	DT	6-3	225	7/3/97	2	Washington '21	Kent, Wash.	FA, '22
33	Brooks, Chris	RB	6-1	223	11/10/00	R	BYU '23	Oceanside, Calif.	FA, '23
92	Campbell, Elijah	DB	5-11	200	8/24/95	4	North Iowa '18	St. Paul, Minn.	Wai., '21 (NYJ)
20	Charlton, Randy	DE	6-3	275	10/7/99	R	Mississippi State '23	Miami, Fla.	FA, '23
3	Chosen, Robbie	WR	6-3	185	5/9/93	8	Temple '16	Fort Lauderdale, Fla.	FA, '23
78	Christian, Geron	T	6-5	320	9/10/96	6	Louisville '16	Ocala, Fla.	Wai., '22 (KC)
2	Chubb, Bradley	LB	6-4	268	6/24/96	6	NC State '18	Marietta, Ga.	T, '22 (Den.)
83	Coleman, Chris	WR	5-11	192	4/3/99	R	Cal Poly '23	Bakersfield, Calif.	FA, '23
80	Conner, Tanner	TE	6-3	232	3/20/98	2	Idaho State '22	Kent, Wash.	FA, '22
66	Cotton, Lester	OL	6-4	330	2/20/96	4	Alabama '19	Tuscaloosa, Ala.	FA, '22
85	Cracraft, River	WR	6-0	198	11/11/94	5	Washington St. '17	Rancho Santa Margarita, Calif.	FA, '22
27	Crossen, Keion	DB	5-10	190	4/27/96	6	Western Carolina '18	Gaensburg, N.C.	UFA, '22 (NYG)
84	Davis, Daewood	WR	6-1	193	1/23/99	R	Western Kentucky '23	Hollywood, Fla.	FA, '23
98	Davis, Markwon	DT	6-7	325	6/10/97	4	Alabama '20	Meridian, Miss.	D2b, '20
53	Dorn, Myles	S	6-2	205	6/25/98	3	North Carolina '20	Charlotte, N.C.	FA, '23
74	Eichenberg, Liam	OL	6-6	306	1/19/98	3	Notre Dame '21	Cleveland, Ohio	D2b, '21
21	Elliott, DeShon	S	6-1	210	4/21/97	6	Texas '18	Rockwall, Texas	UFA, '23 (Det.)
34	Ellis, Tino	CB	6-1	195	10/15/97	1	Maryland '20	Reisterstown, Md.	FA, '22
18	Ezukanma, Erik	WR	6-2	206	1/25/00	2	Texas Tech '22	Fort Worth, Texas	D4, '22
67	Feehey, Dan	OL	6-4	305	5/29/94	7	Indiana '17	Orland Park, Ill.	UFA, '23 (NYJ)
44	Ferguson, Blake	LS	6-3	240	4/21/97	4	LSU '20	Smyrna, Ga.	D6, '20
37	Gaskin, Myles	RB	5-10	199	2/15/97	5	Washington '19	Lynnwood, Wash.	D7b, '19
46	Gilbert, Mark	CB	6-1	192	6/1/97	2	Duke '21	Fayetteville, N.C.	FA, '23
53	Goode, Cameron	LB	6-3	245	4/15/98	1	California '22	Spring, Texas	D7a, '23
76	Hayes, Ryan	TE	6-7	305	2/28/99	R	Michigan '23	Traverse City, Mich.	D7, '23
84	Higgins, Elijah	TE	6-3	235	10/27/00	R	Stanford '23	Austin, Texas	D3, '23
89	Hill, Julian	TE	6-4	251	7/9/00	R	Campbell '16	Fayetteville, N.C.	FA, '23
10	Hill, Tyreek	WR	5-10	191	3/1/94	8	West Alabama '23	Douglas, Ga.	T, '22 (KC)
8	Holland, Jevon	S	6-1	210	3/3/00	3	Oregon '21	Coquitlam, Canada	D2a, '21
25	Howard, Xavien	CB	6-1	203	7/4/93	8	Baylor '16	Houston, Texas	D2, '16
68	Hunt, Robert	OL	6-6	330	8/25/96	4	Louisiana-Lafayette '20	Burkeville, Texas	D2a, '20
9	Igbinioghene, Noah	CB	5-11	194	11/27/99	4	Auburn '20	Trussville, Ala.	D1c, '20
30	Ingold, Alec	FB	6-1	232	7/9/96	5	Wisconsin '19	Green Bay, Wis.	FA, '22
73	Jackson, Austin	OL	6-5	320	8/11/99	4	USC '20	Phoenix, Ariz.	D1b, '20
29	Jones, Brandon	S	6-1	190	4/2/98	4	Texas '20	Nacogdoches, Texas	D3, '20
65	Jones, Robert	OL	6-4	325	1/8/99	3	Middle Tennessee St. '21	Chicago, Ill.	FA, '21
4	Kohou, Kader	CB	5-10	193	11/28/98	2	TAMU-Commerce '22	Abidjan, Ivory Coast	FA, '22
44	Kroft, Tyler	TE	6-6	252	10/15/92	9	Rutgers '15	Downingtown, Pa.	FA, '23
70	Lamm, Kendall	T	6-5	308	6/5/92	8	Appalachian St. '12	Charlotte, N.C.	FA, '22
51	Long Jr., David	LB	5-11	227	10/12/96	5	West Virginia '19	Cincinnati, Ohio	UFA, '23 (Ten.)
32	McKinley III, Verone	S	5-10	190	6/29/99	2	Oregon '22	Carrollton, Texas	FA, '22
52	Miller II, Aubrey	LB	6-0	229	4/24/99	R	Jackson State '23	Memphis, Tenn.	FA, '23
93	Montalvo, Anthony	DT	6-2	290	9/6/97	R	UCF '23	Tampa, Fla.	FA, '23
31	Mostert, Raheem	RB	5-10	205	4/9/92	9	Purdue '15	New Smyrna Beach, Fla.	UFA, '22 (SF)
40	Needham, Nik	CB	6-1	196	11/4/96	5	UTEP '19	Buena Park, Calif.	FA, '19
56	Nelson, Garrett	LB	6-4	248	3/1/00	R	Nebraska '23	Scottsbluff, Neb.	FA, '23
91	Ogbah, Emmanuel	DE	6-4	275	11/6/93	8	Oklahoma State '16	Houston, Texas	UFA, '20 (KC)
75	Ogbuehi, Cedric	T	6-5	307	4/25/92	9	Texas A&M '15	Allen, Texas	FA, '23
15	Phillips, Jaelan	LB	6-5	263	5/28/99	3	Miami (Fl.) '21	Redlands, Calif.	D1b, '21
96	Pili, Brandon	DT	6-3	319	4/2/99	R	USC '23	Anchorage, Alaska	FA, '23
5	Ramsey, Jalen	CB	6-1	208	10/24/94	8	Florida State '16	Smyrna, Tenn.	T, '23 (LAR)
47	Reed, Malik	LB	6-2	245	8/5/96	5	Nevada '19	Dothan, Ala.	UFA, '23 (Pit.)
45	Riley, Duke	LB	6-1	227	8/9/94	7	LSU '17	Buras, La.	UFA, '21 (Phi)
59	Rose, Mike	LB	6-4	250	5/25/00	1	Iowa State '22	Brecksville, Ohio	FA, '23
86	Sanders, Braylon	WR	6-1	190	1/21/99	1	Mississippi '22	Hogansville, Ga.	FA, '22
7	Sanders, Jason	K	5-11	195	11/16/95	6	New Mexico '18	Orange, Calif.	D7b, '18
82	Saubert, Eric	TE	6-5	248	5/9/94	7	Drake '17	Hoffman Estates, Ill.	UFA, '23 (Den.)
92	Sieler, Zach	DT	6-6	300	9/7/95	6	Ferris State '18	Pinckney, Mich.	Wai., '19 (Bal.)
24	Smith, Cam	CB	6-1	180	12/21/00	R	South Carolina '23	Blythewood, S.C.	D2, '23
36	Smith, Keidron	S	6-2	201	11/6/99	R	Kentucky '23	West Palm Beach, Fla.	FA, '23
71	Smith, Kion	TE	6-5	306	10/7/98	1	Fayetteville St. '21	Lumberton, N.C.	FA, '21
87	Smythe, Durham	TE	6-5	245	8/9/95	6	Notre Dame '18	Belton, Texas	D4a, '18
88	Swain, Freddie	WR	6-0	202	8/4/98	4	Florida '20	Ocala, Fla.	Wai., '23 (Den.)
1	Tagovailoa, Tua	QB	6-1	227	3/2/98	4	Alabama '20	Ewa Beach, Hawaii	D1a, '20
42	Thompson, Bryce	CB	5-11	190	9/20/99	2	Tennessee '21	Irmo, S.C.	FA, '23
19	Thompson, Skylar	QB	6-2	219	6/4/97	2	Kansas State '22	Independence, Mo.	D7b, '22
41	Tindal, Channing	LB	6-2	236	3/28/00	2	Georgia '22	Columbia, S.C.	D3, '22
79	Tunstall, James	T	6-7	310	10/29/99	R	Cincinnati '23	Indian Head, Md.	FA, '23
97	Twyman, Jaylen	DT	6-2	299	7/19/99	1	Pittsburgh '21	Washington, D.C.	FA, '22
62	Uluave, Alama	OL	6-2	308	6/23/99	R	San Diego State '23	Laie, Hawaii	FA, '23
57	Vandenburgh, Zeke	LB	6-4	232	1/18/99	R	Illinois State '23	Freeport, Ill.	FA, '23
43	Van Ginkel, Andrew	LB	6-4	242	7/11/95	5	Wisconsin '19	Rock Valley, Iowa	D5, '19
17	Waddle, Jaylen	WR	5-10	185	11/25/98	3	Alabama '21	Houston, Texas	D1a, '21
14	White, Mike	QB	6-5	216	3/25/95	5	Western Kentucky '18	Perdrewes Pines, Fla.	UFA, '23 (NYJ)
94	Wilkins, Christian	DT	6-4	310	12/20/95	5	Clemson '19	Springfield, Mass.	D1, '19
58	Williams, Connor	OL	6-5	312	5/12/97	6	Texas '18	Coppell, Texas	UFA, '22 (Dal.)
6	Williams, Trill	CB	6-1	205	12/29/99	3	Syracuse '21	Yonkers, N.Y.	Wai., '21 (NO)
11	Wilson Jr., Cedrick	WR	6-2	197	11/20/95	6	Boise State '18	Memphis, Tenn.	UFA, '22 (Dal.)
23	Wilson Jr., Jeff	RB	6-0	210	11/16/95	6	North Texas '18	Elkhart, Texas	T, '22 (SF)
77	Wynn, Isaiah	T	6-2	310	12/9/95	6	Georgia '18	St. Petersburg, Fla.	FA, '23

# 2023 POSITIONAL ROSTER

## OFFENSE (44)

QUARTERBACKS (4)						
NO	NAME	POS	HT	WT	EXP	COLLEGE
1	Tua Tagovailoa	QB	6-1	227	4	Alabama '20
14	Mike White	QB	6-5	216	5	W. Kentucky '18
16	James Blackman	QB	6-6	185	R	Arkansas St. '23
19	Skylar Thompson	QB	6-2	219	2	Kansas State '22

RUNNING BACKS (7)						
NO	NAME	POS	HT	WT	EXP	COLLEGE
23	Jeff Wilson Jr.	RB	6-0	210	5	North Texas '18
26	Salvon Ahmed	RB	5-11	197	4	Washington '20
28	De'Von Achane	RB	5-9	188	R	Texas A&M '23
30	Alec Ingold	FB	6-1	232	5	Wisconsin '19
31	Raheem Mostert	RB	5-10	205	9	Purdue '15
33	Chris Brooks	RB	6-1	223	R	BYU '23
37	Myles Gaskin	RB	5-10	199	5	Washington '19

WIDE RECEIVERS (11)						
NO	NAME	POS	HT	WT	EXP	COLLEGE
0	Braxton Berrios	WR	5-9	185	6	Miami (FL) '18
3	Robbie Chosen	WR	6-3	185	8	Temple '16
10	Tyreek Hill	WR	5-10	191	8	West Alabama '16
11	Cedrick Wilson Jr.	WR	6-2	197	6	Boise State '18
17	Jaylen Waddle	WR	5-10	185	3	Alabama '21
18	Erik Ezukanma	WR	6-2	206	2	Texas Tech '22
83	Chris Coleman	WR	5-11	192	R	Cal Poly '23
85	River Cracraft	WR	6-0	198	4	Washington St. '17
86	Braylon Sanders	WR	6-1	190	1	Mississippi '22
87	Daewood Davis	WR	6-1	193	R	W. Kentucky '23
88	Freddie Swain	WR	6-0	202	4	Florida '20

TIGHT ENDS (6)						
NO	NAME	POS	HT	WT	EXP	COLLEGE
48	Tyler Kroft	TE	6-6	252	9	Rutgers '15
80	Tanner Conner	TE	6-3	232	2	Idaho State '22
81	Durham Smythe	TE	6-6	246	6	Notre Dame '18
82	Eric Saubert	TE	6-5	248	7	Drake '17
84	Elijah Higgins	TE	6-3	235	R	Stanford '23
89	Julian Hill	TE	6-4	251	R	Campbell '23

OFFENSIVE LINEMEN (16)						
NO	NAME	POS	HT	WT	EXP	COLLEGE
58	Connor Williams	OL	6-5	312	6	Texas '18
62	Alama Uluave	OL	6-2	308	R	San Diego St. '23
65	Robert Jones	OL	6-4	325	3	Middle Tenn. St. '21
66	Lester Cotton	OL	6-4	330	4	Alabama '19
67	Dan Feeney	OL	6-4	305	7	Indiana '17
68	Robert Hunt	OL	6-6	330	4	Louisiana-Lafayette '20
70	Kendall Lamm	T	6-5	308	8	Appalachian St. '15
71	Kion Smith	T	6-5	306	1	Fayetteville St. '21
72	Terron Armstead	T	6-5	305	11	Arkansas Pine-Bluff '13
73	Austin Jackson	OL	6-5	320	4	USC '20
74	Liam Eichenberg	OL	6-6	306	3	Notre Dame '21
75	Cedric Ogbuehi	T	6-5	307	9	Texas A&M '15
76	Ryan Hayes	T	6-7	305	R	Michigan '23
77	Isaiah Wynn	T	6-2	310	6	Georgia '18
78	Geron Christian	T	6-5	320	6	Louisville '18
79	James Tunstall	T	6-7	310	R	Cincinnati '23

## DEFENSE (44)

DEFENSIVE LINEMEN (9)						
NO	NAME	POS	HT	WT	EXP	COLLEGE
90	Randy Charlton	DE	6-3	275	R	Mississippi St. '23
91	Emmanuel Ogbah	DE	6-4	275	8	Oklahoma State '15
92	Zach Sieler	DT	6-6	300	6	Ferris State '18
93	Anthony Montalvo	DT	6-2	290	R	UCF '23
94	Christian Wilkins	DT	6-4	310	5	Clemson '19
95	Josiah Bronson	DT	6-3	295	2	Washington '21
96	Brandon Pili	DT	6-3	319	R	USC '23
97	Jaylen Twyman	DT	6-2	299	1	Pittsburgh '21
98	Raekwon Davis	DT	6-7	325	4	Alabama '20

LINEBACKERS (14)						
NO	NAME	POS	HT	WT	EXP	COLLEGE
2	Bradley Chubb	LB	6-4	268	6	NC State '18
15	Jaelan Phillips	LB	6-5	263	3	Miami (FL) '21
41	Channing Tindall	LB	6-2	236	2	Georgia '22
43	Andrew Van Ginkel	LB	6-4	242	5	Wisconsin '19
45	Duke Riley	LB	6-1	227	7	LSU '17
47	Malik Reed	LB	6-2	245	5	Nevada '19
50	Mitchell Agude	LB	6-4	245	R	Miami (Fla.) '23
51	David Long Jr.	LB	5-11	227	5	West Virginia '19
52	Aubrey Miller II	LB	6-0	229	R	Jackson State '22
53	Cameron Goode	LB	6-3	245	1	California '22
55	Jerome Baker	LB	6-2	225	6	Ohio State '18
56	Garrett Nelsen	LB	6-4	248	R	Nebraska '23
57	Zeke Vanderburgh	LB	6-4	232	R	Illinois State '23
59	Mike Rose	LB	6-4	250	1	Iowa State '22

DEFENSIVE BACKS (21)						
NO	NAME	POS	HT	WT	EXP	COLLEGE
4	Kader Kohou	CB	5-10	193	2	TAMU-Commerce '22
5	Jalen Ramsey	CB	6-1	208	8	Florida State '16
6	Trill Williams	CB	6-1	205	3	Syracuse '21
8	Jevon Holland	S	6-1	210	3	Oregon '21
9	Noah Igbinoghene	CB	5-11	194	4	Auburn '20
20	Justin Bethel	CB	6-0	195	12	Presbyterian '12
21	DeShon Elliott	S	6-1	210	6	Texas '18
22	Elijah Campbell	DB	5-11	200	4	Northern Iowa '18
24	Cam Smith	CB	6-1	180	R	South Carolina '23
25	Xavien Howard	CB	6-1	203	8	Baylor '16
27	Keion Crossen	DB	5-10	190	6	W. Carolina '16
29	Brandon Jones	S	6-1	190	4	Texas '20
32	Verone McKinley III	S	5-10	190	2	Oregon '22
33	Eli Apple	CB	6-1	203	8	Ohio State '16
34	Tino Ellis	CB	6-1	195	1	Maryland '20
35	Myles Dorn	S	6-2	205	3	North Carolina '20
36	Keidron Smith	S	6-2	201	R	Kentucky '23
38	Ethan Bonner	CB	6-1	186	R	Stanford '23
40	Nik Needham	CB	6-1	196	5	UTEP '19
42	Bryce Thompson	CB	5-11	190	2	Tennessee '21
46	Mark Gilbert	CB	6-1	192	2	Duke '21

## SPECIALISTS (3)

NO	NAME	POS	HT	WT	EXP	COLLEGE
7	Jason Sanders	K	5-11	195	6	New Mexico '18
16	Jake Bailey	P	6-2	214	5	Stanford '19
44	Blake Ferguson	LS	6-3	240	4	LSU '20

## PRONUNCIATION GUIDE

PLAYER	PHONETICALLY	PLAYER	PHONETICALLY	PLAYER	PHONETICALLY
RB De'Von Achane	duh-VON AY-chain	CB Xavien Howard	EX-ay-vee-n	TE Durham Smythe	sm-eye-th
LB Mitchell Agude	uh-GOO-day	CB Noah Igbinoghene	IGG-bin-AWG-guh-nee	QB Tua Tagovailoa	TOO-uh TUNG-oh-vai-LOA
RB Salvon Ahmed	suh-VON OCK-med	FB Alec Ingold	INN-gold	OL Alama Uluave	ah-la-ma oo-lu-wa-vay
T Terron Armstead	tuh-RON	CB Kader Kohou	KAY-der KOH-hoo		
T Geron Christian	JAIR-en	S Verone McKinley III	vuh-rone	<b>COACH</b>	<b>PHONETICALLY</b>
WR River Cracraft	CRAY-craft	RB Raheem Mostert	MOZE-tert	Mathieu Araujo	uh-ROO-joh
WR Daewood Davis	day-wood	DE Emmanuel Ogbah	AHG-buh	Anthony Campanile	CAMP-uh-nee-ee
DT Raekwon Davis	RAY-kwon	T Cedric Ogbuehi	oh-BWAY-hee	Lemuel Jeanpierre	leh-mew-ELL zhon-pee-AIR
OL Liam Eichenberg	IKE-en-burg	LB Jaelan Phillips	JAY-len	Dave Puloka	puh-LOH-kuh
OL DeShon Elliott	duh-SHON	DT Brandon Pili	PEE-lee	Eric Studesville	STOO-des-vill
WR Erik Ezukanma	ez-oo-kah-muh	TE Eric Saubert	SAW-bert		
LB Cameron Goode	GOOD	DT Zach Sieler	SEE-ler		
S Jevon Holland	juh-VON	S Keidron Smith	key-dron		

## HOW THEY WERE ACQUIRED

	DRAFT (26)	TRADES (4)	WAIVERS (6)	FREE AGENTS (54)
2016	CB Xavien Howard (2)			
2018	LB Jerome Baker (3) TE Durham Smythe (4a) K Jason Sanders (7b)			
2019	DT Christian Wilkins (1) LB Andrew Van Ginkel (5) RB Myles Gaskin (7b)		DT Zach Sieler (Bal.)	CB Nik Needham
2020	QB Tua Tagovailoa (1a) OL Austin Jackson (1b) CB Noah Igbinoghene (1c) OL Robert Hunt (2a) DT Raekwon Davis (2b) S Brandon Jones (3) LS Blake Ferguson (6)		RB Salvon Ahmed (SF)	DE Emmanuel Ogbah (KC)
2021	WR Jaylen Waddle (1a) LB Jaquan Phillips (1b) S Jevon Holland (2a) OL Liam Eichenberg (2b)		DB Elijah Campbell (NYJ) CB Trill Williams (NO)	OL Robert Jones LB Duke Riley (Phi.) T Kion Smith
2022	LB Channing Tindall (3) WR Erik Ezukanma (4) LB Cameron Goode (7a) QB Skylar Thompson (7b)	LB Bradley Chubb (Den.) WR Tyreek Hill (KC) RB Jeff Wilson Jr. (SF)	T Geron Christian (KC)	T Terron Armstead (NO) CB Justin Bethel DT Josiah Bronson TE Tanner Conner OL Lester Cotton WR River Cracraft DB Keion Crossen (NYG) CB Tino Ellis FB Alec Ingold CB Kader Kohou T Kendall Lamm S Verone McKinley III RB Raheem Mostert (SF) WR Braylon Sanders DT Jaylen Twyman OL Connor Williams (Dal.) WR Cedrick Wilson Jr. (Dal.)
2023	CB Cam Smith (2) RB De'Von Achane (3) TE Elijah Higgins (6) T Ryan Hayes (7)	CB Jalen Ramsey (LAR)	WR Freddie Swain (Den.)	LB Mitchell Agude QB James Blackman CB Ethan Bonner RB Chris Brooks P Jake Bailey WR Braxton Berrios DE Randy Charlton WR Robbie Chosen WR Chris Coleman WR Daewood Davis S Myles Dorn S DeShon Elliott (Det.) OL Dan Feeney (NYJ) CB Mark Gilbert TE Julian Hill TE Tyler Kroft LB David Long Jr. (Ten.) LB Aubrey Miller II DT Anthony Montalvo LB Garrett Nelson T Cedric Ogbuehi DT Brandon Pili LB Malik Reed (Pit.) LB Mike Rose TE Eric Saubert (Den.) S Keidron Smith CB Bryce Thompson T James Tunstall OL Alama Uluave LB Zeke Vandenburgh QB Mike White (NYJ) T Isaiah Wynn

# 2022 DOLPHINS STATISTICS

## REGULAR SEASON RESULTS (9-8)

DATE	OPPONENT	SCORE	W/L	ATTENDANCE
Sept. 11	NEW ENGLAND	20-7	W	65,786
Sept. 18	at Baltimore	42-38	W	70,582
Sept. 25	BUFFALO	21-19	W	66,206
Sept. 29	at Cincinnati	15-27	L	67,260
Oct. 9	at N.Y. Jets	17-40	L	82,500
Oct. 16	MINNESOTA	16-24	L	66,100
Oct. 23	PITTSBURGH	16-10	W	66,224
Oct. 30	at Detroit	31-27	W	61,447
Nov. 6	at Chicago	35-32	W	62,377
Nov. 13	CLEVELAND	39-17	W	66,563
Nov. 27	HOUSTON	30-15	W	66,205
Dec. 4	at San Francisco	17-33	L	71,732
Dec. 11	at L.A. Chargers	17-23	L	70,240
Dec. 17	at Buffalo	29-32	L	70,794
Dec. 25	GREEN BAY	20-26	L	66,328
Jan. 1	at New England	21-23	L	65,878
Jan. 8	N.Y. JETS	11-6	W	66,429

## TEAM STATISTICS

	DOLPHINS	OPPONENTS
<b>TOTAL FIRST DOWNS</b>	<b>342</b>	<b>336</b>
Rushing	93	98
Passing	220	200
Penalty	29	38
3rd Down: Made/Att	71/196	97/233
3rd Down Pct.	36.2%	41.6%
4th Down: Made/Att	13/24	15/31
4th Down Pct.	54.2%	48.4%
<b>POSSESSION AVG.</b>	<b>29:20</b>	<b>30:40</b>
<b>TOTAL NET YARDS</b>	<b>6197</b>	<b>5743</b>
Avg. Per Game	364.5	337.8
Total Plays	1009	1086
Avg. Per Play	6.1	5.3
<b>NET YARDS RUSHING</b>	<b>1686</b>	<b>1751</b>
Avg. Per Game	99.2	103.0
Total Rushes	390	422
<b>NET YARDS PASSING</b>	<b>4511</b>	<b>3992</b>
Avg. Per Game	265.4	234.8
Sacked/Yards Lost	35/254	40/290
Gross Yards	4765	4282
Attempts/Completions	584/368	624/416
Completion Pct.	63.0%	66.7%
Had Intercepted	15	8
<b>PUNTS/AVERAGE</b>	<b>61/46.4</b>	<b>67/43.7</b>
<b>NET PUNTING AVG.</b>	<b>40.6</b>	<b>41.4</b>
<b>PENALTIES/YARDS</b>	<b>111/881</b>	<b>84/799</b>
<b>FUMBLES/BALL LOST</b>	<b>16/6</b>	<b>20/6</b>
<b>TOUCHDOWNS</b>	<b>46</b>	<b>45</b>
Rushing	12	15
Passing	30	27
Returns	4	3

SCORE BY QUARTERS	Q1	Q2	Q3	Q4	OT	TOTAL
Dolphins	77	151	87	82	0	397
Opponents	84	140	59	116	0	399

## PASSING

	ATT	CMP	YDS	CMP%	YDS/ATT	TD	TD%	INT	INT%	LONG	SACK	LOST	RATING
T. Tagovailoa	400	259	3548	64.8%	8.9	25	6.3%	8	2.0%	84t	21	163	105.5
T. Bridgewater	79	49	683	62.0%	8.6	4	5.1%	4	5.1%	64	7	45	85.6
S. Thompson	105	60	534	57.1%	5.1	1	1.0%	3	2.9%	32	6	40	62.2
C. Wilson Jr.	0	0	0	0.0%	0.0	0	0.0%	0	0.0%	0	1	6	0.0
<b>DOLPHINS</b>	<b>584</b>	<b>368</b>	<b>4765</b>	<b>63.0%</b>	<b>8.2</b>	<b>30</b>	<b>5.1%</b>	<b>15</b>	<b>2.6%</b>	<b>84t</b>	<b>35</b>	<b>254</b>	<b>95.0</b>
<b>OPPONENTS</b>	<b>624</b>	<b>416</b>	<b>4282</b>	<b>66.7%</b>	<b>6.9</b>	<b>27</b>	<b>4.3%</b>	<b>8</b>	<b>1.3%</b>	<b>79</b>	<b>40</b>	<b>290</b>	<b>95.3</b>

## RUSHING

	NO.	YDS.	AVG.	LG	TD
R. Mostert	181	891	4.9	67	3
J. Wilson Jr.	84	392	4.7	28	3
C. Edmonds	42	120	2.9	28	2
T. Tagovailoa	24	70	2.9	18	0
S. Ahmed	12	64	5.3	11t	1
T. Hill	7	32	4.6	10	1
T. Bridgewater	3	27	9.0	11	0
M. Gaskin	10	26	2.6	10	0
J. Waddle	3	26	8.7	9	0
S. Thompson	14	21	1.5	9	0
A. Ingold	6	8	1.3	2	1
C. Wilson Jr.	1	8	8.0	8	0
D. Smythe	2	1	0.5	1t	1
C. Fejedelem	1	0	0.0	0	0
<b>DOLPHINS</b>	<b>390</b>	<b>1686</b>	<b>4.3</b>	<b>67</b>	<b>12</b>
<b>OPPONENTS</b>	<b>422</b>	<b>1751</b>	<b>4.1</b>	<b>79t</b>	<b>15</b>

## RECEIVING

	NO.	YDS.	AVG.	LG	TD
T. Hill	119	1710	14.4	64	7
J. Waddle	75	1356	18.1	84t	8
M. Gesicki	32	362	11.3	32	5
R. Mostert	31	202	6.5	25	2
T. Sherfield	30	417	13.9	75t	2
D. Smythe	15	129	8.6	26	1
A. Ingold	15	105	7.0	17	1
C. Wilson Jr.	12	136	11.3	21	0
J. Wilson Jr.	12	94	7.8	14	1
C. Edmonds	10	96	9.6	15	1
R. Cracraft	9	102	11.3	22	2
M. Gaskin	4	28	7.0	16	0
B. Sanders	2	17	8.5	13	0
S. Ahmed	1	8	8.0	8	0
E. Ezukanma	1	3	3.0	3	0
<b>DOLPHINS</b>	<b>368</b>	<b>4765</b>	<b>12.9</b>	<b>84t</b>	<b>30</b>
<b>OPPONENTS</b>	<b>416</b>	<b>4282</b>	<b>10.3</b>	<b>79</b>	<b>27</b>

## INTERCEPTIONS

	NO.	YDS.	AVG.	LG	TD
J. Holland	2	64	32.0	33	0
A. Van Ginkel	1	23	23.0	23	0
V. McKinley III	1	17	17.0	17	0
J. Bethel	1	11	11.0	11	0
X. Howard	1	0	0.0	0	0
N. Igbinooghene	1	0	0.0	0	0
K. Kohou	1	0	0.0	0	0
<b>DOLPHINS</b>	<b>8</b>	<b>115</b>	<b>14.4</b>	<b>33</b>	<b>0</b>
<b>OPPONENTS</b>	<b>15</b>	<b>166</b>	<b>11.1</b>	<b>46</b>	<b>1</b>

## PUNTING

	NO.	YDS.	AVG.	NET	TB	IN 20	LG	BLK
T. Morstead	61	2828	46.4	40.6	2	28	66	0
<b>DOLPHINS</b>	<b>61</b>	<b>2828</b>	<b>46.4</b>	<b>40.6</b>	<b>2</b>	<b>28</b>	<b>66</b>	<b>0</b>
<b>OPPONENTS</b>	<b>67</b>	<b>2925</b>	<b>43.7</b>	<b>41.4</b>	<b>2</b>	<b>27</b>	<b>73</b>	<b>1</b>

## PUNT RETURNS

	RET.	FC	YDS.	AVG.	LG	TD
C. Wilson Jr.	13	16	97	7.5	15	0
J. Holland	4	10	18	4.5	8	0
T. Hill	2	2	-4	-2.0	0	0
J. Waddle	0	1	0	0.0	0	0
<b>DOLPHINS</b>	<b>19</b>	<b>29</b>	<b>111</b>	<b>5.8</b>	<b>15</b>	<b>0</b>
<b>OPPONENTS</b>	<b>30</b>	<b>15</b>	<b>312</b>	<b>10.4</b>	<b>26</b>	<b>0</b>

## KICKOFF RETURNS

	NO.	YDS.	AVG.	LG	TD
R. Mostert	25	502	20.1	31	0
D. Smythe	2	27	13.5	18	0
A. Ingold	2	20	10.0	12	0
<b>DOLPHINS</b>	<b>29</b>	<b>549</b>	<b>18.9</b>	<b>31</b>	<b>0</b>
<b>OPPONENTS</b>	<b>26</b>	<b>724</b>	<b>27.8</b>	<b>103t</b>	<b>1</b>

## FIELD GOALS

	1-19	20-29	30-39	40-49	50+
J. Sanders	0/0	5/6	7/7	12/13	2/6
<b>DOLPHINS</b>	<b>0/0</b>	<b>5/6</b>	<b>7/7</b>	<b>12/13</b>	<b>2/6</b>
<b>OPPONENTS</b>	<b>1/1</b>	<b>6/6</b>	<b>11/12</b>	<b>7/7</b>	<b>2/3</b>

## SCORING

	TOTAL	TDR	TDP	TDRT	PAT	FG	2-PT	PTS
J. Sanders	0	0	0	0	41/44	26/32	0	119
T. Hill	9	1	7	1	0/0	0/0	0	54
J. Waddle	8	0	8	0	0/0	0/0	0	48
M. Gesicki	5	0	5	0	0/0	0/0	0	30
R. Mostert	5	3	2	0	0/0	0/0	0	30
J. Wilson Jr.	4	3	1	0	0/0	0/0	0	24
C. Edmonds	3	2	1	0	0/0	0/0	0	18
R. Cracraft	2	0	2	0	0/0	0/0	0	12
T. Sherfield	2	0	2	0	0/0	0/0	0	12
A. Ingold	2	1	1	0	0/0	0/0	0	12
D. Smythe	2	1	1	0	0/0	0/0	0	12
A. Van Ginkel	1	0	0	1	0/0	0/0	0	6
S. Ahmed	1	1	0	0	0/0	0/0	0	6
M. Ingram	1	0	0	1	0/0	0/0	0	6
X. Howard	1	0	0	1	0/0	0/0	0	6
<b>DOLPHINS</b>	<b>46</b>	<b>12</b>	<b>30</b>	<b>4</b>	<b>41/44</b>	<b>26/32</b>	<b>0</b>	<b>397</b>
<b>OPPONENTS</b>	<b>45</b>	<b>15</b>	<b>27</b>	<b>3</b>	<b>38/40</b>	<b>27/29</b>	<b>3</b>	<b>399</b>

## TWO-POINT CONVERSIONS

None

**DOLPHINS: 0/2, OPPONENTS: 3/5**

## SACKS

J. Phillips 7.0, M. Ingram 6.0, E. Roberts 4.5, J. Baker 4.0, Z. Sieler 3.5, C. Wilkins 3.5, B. Chubb 2.5, Br. Jones 2.0, E. Rowe 2.0, J. Holland 1.5, R. Davis 1.0, E. Ogbah 1.0, D. Riley 1.0, A. Van Ginkel 0.5

**DOLPHINS: 40.0, OPPONENTS: 35.0**

## DEFENSE

PLAYER	SOLO	ASST	TOT	SACKS	YDS	TFL	QBH	INT	PD	FF	FR
E. Roberts	65	39	104	4.5	43.0	10	6	-	-	-	-
J. Baker	66	34	100	4.0	19.5	6	7	-	4	1	-
C. Wilkins	59	39	98	3.5	24.5	16	7	-	6	2	1
J. Holland	76	17	93	1.5	7.5	1	1	2	7	1	-
K. Kohou	63	9	72	-	-	5	-	1	10	1	-
Z. Sieler	41	29	70	3.5	31.5	7	12	-	4	2	-
J. Phillips	37	24	61	7.0	38.0	8	25	-	2	1	1
E. Rowe	42	14	56	2.0	7.0	4	2	-	2	2	-
Br. Jones	26	23	49	2.0	30.0	1	2	-	3	1	-
X. Howard	35	10	45	-	-	1	-	1	12	-	2
D. Riley	23	18	41	1.0	2.0	3	-	-	2	-	-
A. Van Ginkel	18	17	35	0.5	3.5	3	4	1	2	-	-
R. Davis	13	20	33	1.0	7.0	1	2	-	-	-	-
K. Crossen	16	9	25	-	-	-	-	-	4	-	-
M. Ingram	15	7	22	6.0	48.5	7	10	-	1	1	2
N. Needham	15	6	21	-	-	-	-	-	2	-	-
J. Jenkins	8	12	20	-	-	-	1	-	-	-	-
J. Bethel	11	5	16	-	-	-	-	1	4	-	-
V. McKinley III	10	6	16	-	-	-	1	1	1	-	-
B. Chubb	5	8	13	2.5	21.0	1	12	-	-	1	-
E. Ogbah	7	4	11	1.0	7.0	1	7	-	-	-	-
N. Igbinioghene	8	2	10	-	-	-	-	1	3	-	-
E. Campbell	4	3	7	-	-	-	1	-	1	-	-
C. Fejedelem	4	1	5	-	-	-	-	-	1	-	-
T. Flowers	1	3	4	-	-	-	1	-	-	-	-
S. Eguavoen	2	1	3	-	-	-	-	-	-	-	-
C. Tindall	0	2	2	-	-	-	-	-	-	-	-
B. Stille	0	2	2	-	-	-	-	-	-	-	-
J. Zimmer	0	1	1	-	-	-	-	-	-	-	-

**NOTE:** Special teams and miscellaneous tackles not included above.

**MISCELLANEOUS TACKLES:** T. Hill 4, R. Cracraft 3, A. Ingold 2, B. Shell 2, G. Little 1, R. Mostert 1, D. Smythe 1, J. Waddle 1, J. Wilson Jr. 1.

**MISCELLANEOUS FUMBLE RECOVERIES:** T. Tagovailoa 3, T. Hill 1, R. Hunt 1, D. Smythe 1, S. Thompson 1, C. Williams 1.

**SACKS:** J. Phillips (7.0) – 1.0 at Cincinnati (9/29), 0.5 vs. Minnesota (10/16), 1.5 vs. Pittsburgh (10/23), 0.5 vs. Cleveland (11/13), 1.0 vs. Houston (11/27), 0.5 at San Francisco (12/4), 1.0 at L.A. Chargers (12/11), 1.0 at Buffalo (12/17)  
M. Ingram (6.0) – 2.0 vs. Buffalo (9/25), 1.0 at Chicago (11/6), 1.0 vs. Cleveland (11/13), 1.0 vs. Houston (11/27), 1.0 at San Francisco (12/4)  
E. Roberts (4.5) – 1.5 vs. Minnesota (10/16), 1.0 vs. Houston (11/27), 1.0 vs. Green Bay (12/25), 1.0 at New England (1/1)  
J. Baker (4.0) – 0.5 vs. Buffalo (9/25), 1.0 at N.Y. Jets (10/9), 1.0 vs. Houston (11/27), 0.5 at San Francisco (12/4), 1.0 at L.A. Chargers (12/11)  
C. Wilkins (3.5) – 0.5 vs. Pittsburgh (10/23), 1.0 vs. Cleveland (11/13), 1.0 at L.A. Chargers (12/11), 1.0 at New England (1/1)  
Z. Sieler (3.5) – 1.0 at Detroit (10/30), 0.5 at San Francisco (12/4), 1.0 at Buffalo (12/17), 1.0 at New England (1/1)  
B. Chubb (2.5) – 0.5 vs. Cleveland (11/13), 1.0 vs. Houston (11/27), 1.0 at San Francisco (12/4)  
Br. Jones (2.0) – 1.0 vs. New England (9/11), 1.0 at N.Y. Jets (10/9)  
E. Rowe (2.0) – 1.0 at L.A. Chargers (12/11), 1.0 vs. Green Bay (12/25)  
J. Holland (1.5) – 1.5 vs. Buffalo (9/25)  
E. Ogbah (1.0) – 1.0 vs. New England (9/11)  
R. Davis (1.0) – 1.0 vs. Minnesota (10/16)  
D. Riley (1.0) – 1.0 at Chicago (11/6)  
A. Van Ginkel (0.5) – 0.5 at San Francisco (12/4)

SPECIAL TEAMS								
	SOLO	ASST	TOTAL	FF	FR	BFG	BPAT	BPNT
A. Van Ginkel	6	6	12	-	-	-	-	-
J. Bethel	6	4	10	-	-	-	-	-
K. Crossen	4	3	7	-	-	-	-	-
C. Fejedelem	3	4	7	-	-	-	-	-
E. Campbell	3	2	5	-	-	-	-	-
T. Morstead	3	1	4	-	-	-	-	-
D. Riley	2	2	4	-	-	-	-	-
E. Roberts	3	-	3	-	-	-	-	-
T. Sherfield	2	1	3	-	-	-	-	-
J. Holland	1	2	3	-	-	-	-	-
A. Ingold	2	-	2	-	-	-	-	-
D. Smythe	1	1	2	-	-	-	-	-
B. Ferguson	1	1	2	-	-	-	-	-
S. Eguavoen	-	1	1	-	-	-	-	-
C. Tindall	1	-	1	-	-	-	-	-
H. Long	1	-	1	-	-	-	-	-
J. Sanders	1	-	1	-	-	-	-	-
J. Phillips	-	-	-	-	1	-	-	1
E. Ogbah	-	-	-	-	-	1	-	-

## 2022 STATISTICAL BESTS

### DOLPHINS – INDIVIDUAL

#### RUSHING

<b>Attempts</b>	18	Raheem Mostert at N.Y. Jets, 10/9
<b>Yards</b>	136	Raheem Mostert at Buffalo, 12/17
<b>Touchdowns</b>	2	Chase Edmonds vs. Buffalo, 9/25
<b>Yards by Quarterback</b>	28	Tua Tagovailoa at L.A. Chargers, 12/11
<b>Longest Run from Scrimmage</b>	67	Raheem Mostert at Buffalo, 12/17
<b>Longest Run from Scrimmage for TD</b>	24t	Raheem Mostert vs. Cleveland, 11/13

#### PASSING

<b>Attempts</b>	50	Tua Tagovailoa at Baltimore, 9/18
<b>Completions</b>	36	Tua Tagovailoa at Baltimore, 9/18
<b>Yards</b>	469	Tua Tagovailoa at Baltimore, 9/18
<b>Touchdowns</b>	6	Tua Tagovailoa at Baltimore, 9/18
<b>Completion Percentage (min. 20 att.)</b>	80.6	Tua Tagovailoa at Detroit, 10/30
<b>Longest Completion</b>	84t	Tua Tagovailoa to Jaylen Waddle vs. Green Bay, 12/25
<b>Longest Completion for TD</b>	84t	Tua Tagovailoa to Jaylen Waddle vs. Green Bay, 12/25
<b>Passer Rating (min. 20 att.)</b>	138.7	Tua Tagovailoa at Detroit, 10/30

#### RECEIVING

<b>Receptions</b>	12	Tyreek Hill vs. Minnesota, 10/16 Tyreek Hill at Detroit, 10/30
<b>Yards</b>	190	Tyreek Hill at Baltimore, 9/18
<b>Touchdowns</b>	2	Tyreek Hill at Baltimore, 9/18 Jaylen Waddle at Baltimore, 9/18 Mike Gesicki vs. Minnesota, 10/16 Jaylen Waddle at Detroit, 10/30
<b>Longest Reception</b>	84t	Jaylen Waddle vs. Green Bay, 12/25
<b>Longest Reception by Running Back</b>	25	Raheem Mostert at New England, 1/1
<b>Yards by Running Back</b>	62	Raheem Mostert at New England, 1/1

#### TOTAL YARDS FROM SCRIMMAGE

195 Tyreek Hill at Detroit, 10/30

#### TACKLES

<b>Total</b>	13	Jerome Baker vs. Buffalo, 9/25
<b>Solo</b>	10	Jevon Holland at Detroit, 10/30



## INTERCEPTIONS

<b>Total</b>	1	Jevon Holland vs. New England, 9/11 Jevon Holland vs. Pittsburgh, 10/23 Justin Bethel vs. Pittsburgh, 10/23 Noah Igbinoghene vs. Pittsburgh, 10/23 Andrew Van Ginkel vs. Houston, 11/27 Verone McKinley III vs. Houston, 11/27 Xavier Howard at San Francisco, 12/4 Kader Kohou vs. Green Bay, 12/25
<b>Longest Return</b>	33	Jevon Holland vs. Pittsburgh, 10/23
<b>Longest Return for TD</b>	-	Has not happened yet

## FUMBLES

<b>Total Forced</b>	1	Brandon Jones vs. New England, 9/11 Kader Kohou vs. New England, 9/11 Jevon Holland vs. Buffalo, 9/25 Melvin Ingram vs. Buffalo, 9/25 Zach Sieler vs. Minnesota, 10/16 Zach Sieler vs. Cleveland, 11/13 Jerome Baker vs. Houston, 11/27 Bradley Chubb vs. Houston, 11/27 Eric Rowe vs. Houston, 11/27 Christian Wilkins at San Francisco, 12/4 Christian Wilkins at Buffalo, 12/17 Jaelan Phillips at Buffalo, 12/17 Eric Rowe vs. N.Y. Jets, 1/8
<b>Total Recovered</b>	1	Melvin Ingram vs. New England, 9/11 Jaelan Phillips vs. New England, 9/11 Melvin Ingram vs. Buffalo, 9/25 Xavier Howard vs. Cleveland, 11/13 Xavier Howard vs. Houston, 11/27 Christian Wilkins at Buffalo, 12/17
<b>Longest Return for TD</b>	16t	Xavier Howard vs. Houston, 11/27

## SACKS

<b>Total</b>	2.0	Melvin Ingram vs. Buffalo, 9/25
<b>Yards Lost</b>	17.0	Brandon Jones at N.Y. Jets, 10/9

## SPECIAL TEAMS

<b>Field Goals Made</b>	3	Jason Sanders at Cincinnati, 9/29 Jason Sanders vs. Pittsburgh, 10/23 Jason Sanders vs. Houston, 11/27 Jason Sanders at Buffalo, 12/17 Jason Sanders vs. N.Y. Jets, 1/8
<b>Field Goal Attempts</b>	4	Jason Sanders at Cincinnati, 9/29
<b>Longest Field Goal Made</b>	55	Jason Sanders at L.A. Chargers, 12/11
<b>Longest Field Goal Attempt</b>	55	Jason Sanders at L.A. Chargers, 12/11
<b>Punts</b>	7	Thomas Morstead at L.A. Chargers, 12/11
<b>Longest Punt, yards</b>	66	Thomas Morstead at Cincinnati, 9/29
<b>Highest Gross Punting Average (min. 4 punts)</b>	51.5	Thomas Morstead at San Francisco, 12/4
<b>Highest Net Punting Average (min. 4 punts)</b>	44.8	Thomas Morstead at New England, 1/1
<b>Most Punt Returns</b>	3	Cedrick Wilson Jr. vs. Houston, 11/27 Cedrick Wilson Jr. at New England, 1/1
<b>Most Punt Return Yards</b>	24	Cedrick Wilson Jr. at Detroit, 10/30
<b>Highest Punt Return Average (min. 3 returns)</b>	7.3	Cedrick Wilson Jr. vs. Houston, 11/27
<b>Longest Punt Return</b>	15	Cedrick Wilson Jr. vs. Houston, 11/27
<b>Most Kickoff Returns</b>	6	Raheem Mostert vs. Green Bay, 12/25
<b>Most Kickoff Return Yards</b>	114	Raheem Mostert vs. Green Bay, 12/25
<b>Highest Kickoff Return Average (min. 3 returns)</b>	26.3	Raheem Mostert at New England, 1/1
<b>Longest Kickoff Return</b>	31	Raheem Mostert at New England, 1/1

## OPPONENTS – INDIVIDUAL

### RUSHING

<b>Attempts</b>	24	Joe Mixon at Cincinnati, 9/29
<b>Yards</b>	178	Justin Fields at Chicago, 11/6
<b>Touchdowns</b>	2	Michael Carter at N.Y. Jets, 10/9 Jamaal Williams at Detroit, 10/30
<b>Yards by Quarterback</b>	178	Justin Fields at Chicago, 11/6
<b>Longest Run from Scrimmage</b>	79t	Lamar Jackson at Baltimore, 9/18
<b>Longest Run from Scrimmage for TD</b>	79t	Lamar Jackson at Baltimore, 9/18

### PASSING

<b>Attempts</b>	63	Josh Allen vs. Buffalo, 9/25
<b>Completions</b>	42	Josh Allen vs. Buffalo, 9/25
<b>Yards</b>	400	Josh Allen vs. Buffalo, 9/25
<b>Touchdowns</b>	4	Josh Allen at Buffalo, 12/17
<b>Completion Percentage (min. 20 att.)</b>	76.5	Justin Herbert at L.A. Chargers, 12/11
<b>Longest Completion</b>	79	Zach Wilson to Breece Hall at N.Y. Jets, 10/9
<b>Longest Completion for TD</b>	75t	Lamar Jackson to Rashod Bateman at Baltimore, 9/18

Passer Rating (min. 20 att.)	142.6	Lamar Jackson at Baltimore, 9/18
------------------------------	-------	----------------------------------

## RECEIVING

Receptions	12	Keenan Allen at L.A. Chargers, 12/11
Yards	124	Tee Higgins at Cincinnati, 9/29
Touchdowns	2	Cole Kmet at Chicago, 11/6
Longest Reception	79	Breece Hall at N.Y. Jets, 10/9
Longest Reception by Running Back	79	Breece Hall at N.Y. Jets, 10/9
Yards by Running Back	100	Breece Hall at N.Y. Jets, 10/9

## TOTAL YARDS FROM SCRIMMAGE

	197	Breece Hall at N.Y. Jets, 10/9
--	-----	--------------------------------

## TACKLES

Total	11	Jordan Hicks vs. Minnesota, 10/16 Eric Kendricks vs. Minnesota, 10/16 Adrian Amos vs. Green Bay, 12/25
Solo	9	Adrian Amos vs. Green Bay, 12/25 Quincy Williams vs. N.Y. Jets, 1/8

## INTERCEPTIONS

Total	2	Marcus Williams at Baltimore, 9/18 Vonn Bell at Cincinnati, 9/29
Longest Return	46	Vonn Bell at Cincinnati, 9/29
Longest Return for TD	39t	Kyle Dugger at New England, 1/1

## FUMBLES

Total Forced	1	Jonathan Jones vs. New England, 9/11 Deatrich Wise Jr. vs. New England, 9/11 Carl Lawson at N.Y. Jets, 10/9 Harrison Smith vs. Minnesota, 10/16 Kerby Joseph at Detroit, 10/30 Nick Bosa at San Francisco, 12/4 Alohi Gilman at L.A. Chargers, 12/11 Shaq Lawson at Buffalo, 12/17 Jarran Reed vs. Green Bay, 12/25 Preston Smith vs. Green Bay, 12/25
Total Recovered	1	Quinnen Williams at N.Y. Jets, 10/9 Camryn Bynum vs. Minnesota, 10/16 Malcolm Rodriguez at Detroit, 10/30 M.J. Stewart vs. Houston, 11/27 Dre Greenlaw at San Francisco, 12/4 Jarran Reed vs. Green Bay, 12/25
Longest Return for TD	23t	Dre Greenlaw at San Francisco, 12/4

## SACKS

Total	3.0	Nick Bosa at San Francisco, 12/4
Yards Lost	20.0	Nick Bosa at San Francisco, 12/4

## SPECIAL TEAMS

Field Goals Made	4	Robbie Gould at San Francisco, 12/4 Mason Crosby vs. Green Bay, 12/25
Field Goal Attempts	4	Robbie Gould at San Francisco, 12/4 Mason Crosby vs. Green Bay, 12/25
Longest Field Goal Made	57	Evan McPherson at Cincinnati, 9/29
Longest Field Goal Attempt	57	Evan McPherson at Cincinnati, 9/29
Punts	10	Ryan Wright vs. Minnesota, 10/16
Longest Punt, yards	73	Ryan Wright vs. Minnesota, 10/16
Highest Gross Punting Average (min. 4 punts)	50.0	Cameron Johnston vs. Houston, 11/27
Highest Net Punting Average (min. 4 punts)	48.2	Braden Mann vs. N.Y. Jets, 1/8
Most Punt Returns	3	Jamison Crowder vs. Buffalo, 9/25 Jalen Reagor vs. Minnesota, 10/16 Gunner Olszewski vs. Pittsburgh, 10/23 Desmond King vs. Houston, 11/27
Most Punt Return Yards	43	Tremon Smith vs. Houston, 11/27
Highest Punt Return Average (min. 3 returns)	12.7	Desmond King vs. Houston, 11/27
Longest Punt Return	26	Tremon Smith vs. Houston, 11/27
Most Kickoff Returns	3	Jerome Ford vs. Cleveland, 11/13 Nyheim Hines at Buffalo, 12/17
Most Kickoff Return Yards	113	Keisean Nixon vs. Green Bay, 12/25
Highest Kickoff Return Average (min. 3 returns)	31.7	Jerome Ford vs. Cleveland, 11/13
Longest Kickoff Return	103t	Devin Duvernay at Baltimore, 9/18

## IN 2022 MIAMI WAS...

5-0	when leading after the 1st quarter	3-6	in road games
5-1	when leading after the 2nd quarter	1-1	when playing indoors
7-2	when leading after the 3rd quarter	8-7	when playing outdoors
2-5	when behind after the 1st quarter	1-5	when playing on artificial turf
2-6	when behind after the 2nd quarter	8-3	when playing on grass
2-5	when behind after the 3rd quarter	7-3	after winning the coin toss
4-4	when Miami scores first	6-2	when scoring 21 points or more
5-4	when opponent scores first	6-0	when yielding 20 points or fewer
2-1	when tied at halftime	0-0	in overtime contests
6-2	in home games		

## DRIVE PRODUCTION

	POSS	TD	FGM	FGA	PUNT	INT	FUM	DOWNNS	TIME	SAF
DOLPHINS	178	43	26	32	60	15	6	11	9	2
OPPONENTS	184	42	27	29	67	8	6	15	16	1

## RED ZONE PRODUCTION

	POSS	TD	FGM	FGA	INT	FUM	DWNS	TIME	RZ PLAYS	RZ RUSH	RZ PASS
DOLPHINS	50	30	14	15	0	0	4	1	121	51	70
OPPONENTS	59	35	20	20	1	0	3	0	156	70	86

## BLOCKS

	FGs	PATs	PUNTS	TOTAL
BY DOLPHINS	1	0	1	2
BY OPPONENTS	1	0	0	1

## TURNOVERS

GAME	TAKEAWAYS			GIVEAWAYS			DIFF	W/L
	INT	FUM	TOTAL	INT	FUM	TOTAL		
NEW ENGLAND	1	2	3	0	0	0	+3	W
at Baltimore	0	0	0	2	0	2	-2	W
BUFFALO	0	1	1	0	0	0	+1	W
at Cincinnati	0	0	0	2	0	2	-2	L
at N.Y. Jets	0	0	0	1	1	2	-2	L
MINNESOTA	0	0	0	2	1	3	-3	L
PITTSBURGH	3	0	3	0	0	0	+3	W
at Detroit	0	0	0	0	1	1	-1	W
at Chicago	0	0	0	0	0	0	0	W
CLEVELAND	0	1	1	0	0	0	+1	W
HOUSTON	2	1	3	0	1	1	+2	W
at San Francisco	1	0	1	3	1	4	-3	L
at L.A. Chargers	0	0	0	0	0	0	0	L
at Buffalo	0	1	0	0	0	0	+1	L
GREEN BAY	1	0	1	3	1	4	-3	L
at New England	0	0	0	2	0	2	-2	L
N.Y. JETS	0	0	0	0	0	0	0	W
<b>TOTAL</b>	8	6	14	15	6	21	-7	9-8

## DOLPHINS BIG PLAYS

PASSING (25+ yards)		RUSHING (15+ yards)	
84t	T. Tagovailoa to J. Waddle vs. GB, 12/25	67	R. Mostert at Buf., 12/17
75t	T. Tagovailoa to T. Sherfield at SF, 12/4	57t	T. Hill at LAC, 12/12 (fumble return)
67t	T. Tagovailoa to J. Waddle at Buf., 12/17	28	C. Edmonds at Bal., 9/18
64	T. Bridgewater to T. Hill at Cin., 9/29	28	J. Wilson Jr. at Chi., 11/6
60t	T. Tagovailoa to T. Hill at Bal., 9/18	25	R. Mostert at Cin., 9/29
60t	T. Tagovailoa to T. Hill at LAC, 12/12	24	R. Mostert at NYJ, 10/9
59	T. Tagovailoa to J. Waddle at Bal., 9/18	24t	R. Mostert vs. Cle., 11/13
52	T. Tagovailoa to T. Hill vs. GB, 12/25	21	R. Mostert vs. NYJ, 1/8
49	T. Bridgewater to J. Waddle vs. Min., 10/16	20	R. Mostert at NYJ, 10/9
48t	T. Tagovailoa to T. Hill at Bal., 9/18	20t	J. Wilson Jr. vs. Cle., 11/13
45	T. Tagovailoa to J. Waddle vs. Buf., 9/25	20	J. Wilson Jr. at LAC, 12/12
45t	T. Tagovailoa to T. Hill at SF, 12/4	18	T. Tagovailoa at Det., 10/30
42t	T. Tagovailoa to J. Waddle vs. NE, 9/11	18	J. Wilson Jr. vs. Cle., 11/13
42	T. Tagovailoa to T. Hill at Det., 10/30	17	R. Mostert vs. GB, 12/25
39	T. Tagovailoa to T. Hill at Chi., 11/6	16	R. Mostert vs. Min., 10/16
36	T. Tagovailoa to T. Hill at Det., 10/30	16	J. Wilson Jr. vs. NYJ, 1/8
34	T. Tagovailoa to J. Waddle vs. Hou., 11/27	15	R. Mostert at NYJ, 10/9
33	T. Tagovailoa to J. Waddle at Bal., 9/18		
32	T. Tagovailoa to J. Waddle vs. Buf., 9/25		
32	T. Tagovailoa to T. Sherfield vs. Pit., 10/23		
32	T. Tagovailoa to J. Waddle at Buf., 12/17		
32	S. Thompson to M. Gesicki vs. NYJ, 1/8		
30	S. Thompson to M. Gesicki at NYJ, 10/9		
30	S. Thompson to J. Waddle vs. Min., 10/16		
29t	T. Tagovailoa to J. Waddle at Det., 10/30		

29	T. Tagovailoa to J. Waddle vs. Cle., 11/13
29	T. Tagovailoa to T. Hill vs. Hou., 11/27
28	T. Bridgewater to T. Hill vs. Min., 10/16
27	T. Tagovailoa to T. Sherfield vs. Cle., 11/13
26	T. Tagovailoa to T. Hill vs. NE, 9/11
26	T. Tagovailoa to T. Hill at Cin., 9/29
26	T. Tagovailoa to J. Waddle at Chi., 11/6
26	S. Thompson to D. Smythe vs. NYJ, 1/8
25	T. Tagovailoa to J. Waddle vs. Pit., 10/23
25	T. Tagovailoa to J. Waddle vs. Pit., 10/23
25	T. Tagovailoa to T. Hill at Chi., 11/6
25	T. Bridgewater to R. Mostert at NE, 1/1

## OPPONENTS BIG PLAYS

### PASSING (25+ yards)

79	Z. Wilson to Br. Hall at NYJ, 10/9
75t	L. Jackson to R. Bateman at Bal., 9/18
59t	J. Burrow to T. Higgins at Cin., 9/29
58	J. Goff to T. Hockenson at Det., 10/30
55	J. Herbert to M. Williams at LAC, 12/12
47	K. Cousins to J. Jefferson vs. Min., 10/16
45	J. Allen to D. Knox at Buf., 12/17
43	J. Burrow to T. Boyd at Cin., 9/29
43	J. Goff to K. Raymond at Det., 10/30
42	A. Rodgers to A. Lazard vs. GB, 12/25
41	M. Jones to K. Bourne vs. NE, 9/11
39	K. Allen to B. Cooks vs. Hou., 11/27
38	J. Brissett to D. Peoples-Jones vs. Cle., 11/13
36	J. Burrow to J. Chase at Cin., 9/29
36	J. Flacco to G. Wilson vs. NYJ, 1/8
34	L. Jackson to I. Likely at Bal., 9/18
33	J. Garoppolo to C. McCaffrey at SF, 12/4
31	A. Rodgers to M. Lewis vs. GB, 12/25
30	K. Pickett to G. Pickens vs. Pit., 10/23
29	M. Jones to H. Henry at NE, 1/1
29	M. Jones to T. Thornton at NE, 1/1
28	J. Allen to S. Diggs vs. Buf., 9/25
27	M. Jones to J. Meyers vs. NE, 9/11
27	J. Allen to I. McKenzie vs. Buf., 9/25
27	J. Goff to K. Raymond at Det., 10/30
26	L. Jackson to D. Duvernay at Bal., 9/18
25	L. Jackson to M. Andrews at Bal., 9/18
25t	K. Allen to J. Akins vs. Hou., 11/27
25	M. Jones to J. Meyers at NE, 1/1

### RUSHING (15+ yards)

79t	L. Jackson at Bal., 9/18
61t	J. Fields at Chi., 11/6
53t	D. Cook vs. Min., 10/16
44	J. Allen at Buf., 12/17
43	Z. Moss vs. Buf., 9/25
33t	N. Chubb vs. Cle., 11/13
22	J. Kelley at LAC, 12/12
19	L. Jackson at Bal., 9/18
30	C. McCaffrey at SF, 12/4
19	L. Jackson at Bal., 9/18
19	J. Allen vs. Buf., 9/25
19	J. Mason at SF, 12/4
18	A. Jones vs. GB, 12/25
18	R. Stevenson at NE, 1/1
17	Br. Hall at NYJ, 10/9
17	J. Fields at Chi., 11/6
17	J. Fields at Chi., 11/6
16	K. Pickett vs. Pit., 10/23
16	N. Harris vs. Pit., 10/23
16	J. Cook at Buf., 12/17
15t	Br. Hall at NYJ, 10/9
15	Ja. Williams at Det., 10/30

## DOLPHINS BIG GAMES

### 100-YARD RUSHERS

136	R. Mostert at Buf., 12/17
119	J. Wilson Jr. vs. Cle., 11/13
113	R. Mostert at NYJ, 10/9

### 100-YARD RECEIVERS

190	T. Hill at Bal., 9/18
188	T. Hill at Det., 10/30
177	T. Hill vs. Min., 10/16
171	J. Waddle at Bal., 9/18
160	T. Hill at Cin., 9/29
146	T. Hill at SF, 12/4
143	T. Hill at Chi., 11/6
143	J. Waddle vs. GB, 12/25
129	J. Waddle vs. Min., 10/16
114	J. Waddle at Buf., 12/17
106	J. Waddle at Det., 10/30
103	T. Hill vs. GB, 12/25
102	J. Waddle vs. Buf., 9/25

### 300-YARD PASSERS

469	T. Tagovailoa at Bal., 9/18
382	T. Tagovailoa at Det., 10/30
329	T. Bridgewater vs. Min., 10/16
310	T. Tagovailoa vs. GB, 12/25
302	T. Tagovailoa at Chi., 11/6

## OPPONENTS BIG GAMES

### 100-YARD RUSHERS

178	J. Fields at Chi., 11/6
119	L. Jackson at Bal., 9/18

### 100-YARD RECEIVERS

124	T. Higgins at Cin., 9/29
116	M. Williams at LAC, 12/11
108	R. Bateman at Bal., 9/18
107	J. Jefferson vs. Min., 10/16
104	M. Andrews at Bal., 9/18
100	Br. Hall at NYJ, 10/9

### 300-YARD PASSERS

400	J. Allen vs. Buf., 9/25
367	J. Herbert at LAC, 12/11
321	J. Goff at Det. 10/30
318	L. Jackson at Bal., 9/18
304	J. Allen at Buf., 12/17

# 2022 GAME-BY-GAME STARTERS/INACTIVES

## GAME-BY-GAME STARTERS (OFFENSE)

GAME	WR	LT	LG	C	RG	RT	TE/WR	WR	QB	RB	FB/WR
NE	Waddle	Armstead	Eichenberg	Williams	Hunt	Jackson	Smythe	Hill	Tagovailoa	Edmonds	Ingold
at Bal.	Waddle	Armstead	Eichenberg	Williams	Hunt	Little	Smythe	Hill	Tagovailoa	Mostert	Ingold
BUF	Waddle	Armstead	Eichenberg	Williams	Hunt	Little	Smythe	Hill	Tagovailoa	Edmonds	Ingold
at Cin.	Waddle	Armstead	Eichenberg	Williams	Hunt	Little	Smythe	Hill	Tagovailoa	Mostert	Ingold
at NYJ	Waddle	Armstead	Eichenberg	Williams	Hunt	Little	Smythe	Hill	Bridgewater	Mostert	Ingold
MIN	Waddle	Little	Eichenberg	Williams	Hunt	Shell	Gesicki	Hill	Thompson	Mostert	Ingold
PIT	Waddle	Armstead	Eichenberg	Williams	Hunt	Shell	Smythe	Hill	Tagovailoa	Mostert	Sherfield
at Det.	Waddle	Armstead	Eichenberg	Williams	Hunt	Shell	Smythe	Hill	Tagovailoa	Mostert	Ingold
at Chi.	Waddle	Armstead	Jones	Williams	Hunt	Shell	Smythe	Hill	Tagovailoa	Mostert	Ingold
CLE	Waddle	Armstead	Jones	Williams	Hunt	Shell	Smythe	Hill	Tagovailoa	Mostert	Ingold
HOU	Waddle	Armstead	Jones	Williams	Hunt	Jackson	Smythe	Hill	Tagovailoa	J. Wilson	Sherfield
at SF	Waddle	Little	Jones	Williams	Hunt	Shell	Sherfield	Hill	Tagovailoa	Mostert	Ingold
at LAC	Waddle	Armstead	Jones	Williams	Hunt	Shell	Smythe	Hill	Tagovailoa	Mostert	Ingold
at Buf.	Waddle	Armstead	Jones	Williams	Hunt	Shell	Smythe	Hill	Tagovailoa	Mostert	Ingold
GB	Waddle	Armstead	Jones	Williams	Hunt	Shell	Smythe	Hill	Tagovailoa	Mostert	Ingold
at NE	Waddle	Lamm	Eichenberg	Williams	Hunt	Shell	Smythe	Hill	Bridgewater	Mostert	Sherfield
NYJ	Waddle	Little	Eichenberg	Williams	Hunt	Shell	Smythe	Hill	Thompson	Mostert	Ingold
at Buf.	Waddle	Armstead	Cotton	Williams	Jones	Hunt	Smythe	Hill	Thompson	J. Wilson	Sherfield

## GAME-BY-GAME STARTERS (DEFENSE)

GAME	DE	DT/NT	DE	LB	LB	LB	LB/CB	CB	CB	S	S
NE	Wilkins	Davis	Sieler	Phillips	Roberts	Baker	Ingram	Howard	Needham	Holland	Br. Jones
at Bal.	Wilkins	Davis	Sieler	Phillips	Roberts	Baker	Riley	Howard	Needham	Holland	Br. Jones
BUF	Wilkins	Sieler	Ogbah	Phillips	Roberts	Baker	Kohou	Howard	Needham	Holland	Br. Jones
at Cin.	Wilkins	Davis	Ogbah	Phillips	Roberts	Baker	Kohou	Howard	Crossen	Holland	Br. Jones
at NYJ	Wilkins	Davis	Sieler	Van Ginkel	Roberts	Baker	Ingram	Kohou	Needham	Holland	Br. Jones
MIN	Wilkins	Davis	Ogbah	Phillips	Roberts	Baker	Ingram	Howard	Needham	Holland	Br. Jones
PIT	Wilkins	Davis	Sieler	Phillips	Roberts	Baker	Van Ginkel	Howard	Igbinoghene	Holland	Br. Jones
at Det.	Wilkins	Davis	Sieler	Phillips	Roberts	Baker	Van Ginkel	Howard	Kohou	Holland	McKinley
at Chi.	Wilkins	Davis	Sieler	Phillips	Roberts	Baker	Chubb	Howard	Kohou	Holland	Rowe
CLE	Wilkins	Davis	Sieler	Phillips	Roberts	Baker	Chubb	Howard	Kohou	Holland	Rowe
HOU	Wilkins	Davis	Sieler	Phillips	Roberts	Baker	Chubb	Howard	Kohou	Holland	Rowe
at SF	Wilkins	Davis	Sieler	Riley	Roberts	Baker	Chubb	Howard	Kohou	Holland	Zimmer(DT)
at LAC	Wilkins	Davis	Sieler	Phillips	Roberts	Baker	Chubb	Howard	Kohou	Holland	Rowe
at Buf.	Wilkins	Kohou(CB)	Sieler	Phillips	Roberts	Baker	Chubb	Howard	Igbinoghene	Holland	McKinley
GB	Wilkins	Davis	Sieler	Phillips	Roberts	Baker	Chubb	Howard	Kohou	Holland	Rowe
at NE	Wilkins	Davis	Sieler	Phillips	Roberts	Baker	Van Ginkel	Crossen	Kohou	Holland	Rowe
NYJ	Wilkins	Davis	Sieler	Phillips	Roberts	Baker	Van Ginkel	Howard	Kohou	Holland	Campbell
at Buf.	Wilkins	Davis	Sieler	Phillips	Roberts	Baker	Van Ginkel	Howard	Kohou	Holland	Rowe

## GAME-BY-GAME INACTIVES

NE	Igbinoghene	Ezukanma	Thompson	Rowe	Ahmed	Conner	Flowers
at Bal.	Gaskin	Ezukanma	Thompson	Tindall	Carter	Long	
BUF	Gaskin	Ezukanma	Thompson	Carter	Long	Davis	
at Cin.	Gaskin	Igbinoghene	C. Wilson Jr.	Ezukanma	Carter	Long	
at NYJ	Tagovailoa	Ezukanma	Howard	Ahmed	Long	Flowers	
MIN	Tagovailoa	Gaskin	Ezukanma	Kohou	Armstead	Jenkins	Smythe
PIT	Gaskin	Ezukanma	Thompson	Crossen	Kohou	Ogbah	
at Det.	Gaskin	Ezukanma	Thompson	Rowe	Cracraft		
at Chi.	Gaskin	Ezukanma	Thompson	Jackson	Cracraft		
CLE	Gaskin	Bridgewater	Igbinoghene	Ezukanma	Long	Cracraft	
HOU	Bridgewater	Igbinoghene	Ezukanma	Mostert	Long		
at SF	Gaskin	Bridgewater	Igbinoghene	Ezukanma	Armstead	Jackson	Long
at LAC	Gaskin	Bridgewater	Igbinoghene	Ezukanma	Long	Cracraft	
at Buf.	Bridgewater	Ezukanma	Rowe	Campbell	J. Wilson Jr.	Cracraft	
GB	Gaskin	Igbinoghene	Ezukanma	Thompson	Fisher	Conner	Cracraft
at NE	Tagovailoa	Chubb	Ezukanma	Howard	Armstead	Fisher	Conner
NYJ	Tagovailoa	Igbinoghene	C. Wilson Jr.	Scarlett	Lamm	Armstead	Conner
at Buf.	Tagovailoa	Igbinoghene	Mostert	Lamm	Shell	Eichenberg	Conner

# 2022 GAME-BY-GAME STATS

## GAME-BY-GAME OFFENSE

	SCORE				1ST DOWNS			3RD DOWN	4TH DOWN	NET YARDS			TO	PEN	PEN YDS	TOP			
	PTS	OPP	DIFF	OT	TOTAL	RUSH	PASS	PEN	CONV	ATT	CONV	ATT					TOTAL	RUSH	PASS
NE	20	7	+13	-	18	3	13	2	6	14	1	1	307	65	242	0	4	20	32:30
at Bal.	42	38	+4	-	27	5	22	0	7	11	2	2	547	86	461	2	8	51	34:47
BUF	21	19	+2	-	15	4	8	3	3	8	0	0	212	41	171	0	4	20	19:20
at Cin.	15	27	-12	-	20	3	13	4	2	10	0	1	378	85	293	2	6	41	28:25
at NYJ	17	40	-23	-	19	8	8	3	4	11	0	2	295	137	158	2	11	102	29:02
MIN	16	24	-8	-	23	5	18	0	4	14	1	2	458	73	385	3	10	97	35:29
PIT	16	10	+6	-	17	5	12	0	4	14	0	1	372	111	261	0	5	30	26:44
at Det.	31	27	+4	-	27	8	18	1	8	12	1	1	476	107	369	1	7	55	34:22
at Chi.	35	32	+3	-	21	3	15	3	5	10	0	2	379	77	302	0	3	38	25:14
CLE	39	17	+22	-	29	11	17	1	6	11	1	2	491	195	296	0	5	43	33:14
HOU	30	15	+15	-	25	4	18	3	4	15	1	1	339	66	273	1	4	35	32:27
at SF	17	33	-16	-	14	2	11	1	0	7	1	2	308	33	275	4	8	68	19:26
at LAC	17	23	-6	-	14	6	6	2	3	11	0	0	219	92	127	0	6	50	20:22
at Buf.	29	32	-3	-	20	8	9	3	5	14	1	1	405	188	217	0	8	51	30:07
GB	20	26	-6	-	15	5	10	0	2	7	1	1	376	82	294	4	8	62	28:00
at NE	21	23	-2	-	21	4	15	2	4	14	2	3	333	86	247	2	9	71	33:48
NYJ	11	6	+5	-	17	9	7	1	4	13	1	2	302	162	140	0	5	47	35:25
<b>REG.TOT</b>	<b>397</b>	<b>399</b>	<b>-2</b>	<b>-</b>	<b>342</b>	<b>93</b>	<b>220</b>	<b>29</b>	<b>71</b>	<b>196</b>	<b>13</b>	<b>24</b>	<b>6197</b>	<b>1686</b>	<b>4511</b>	<b>21</b>	<b>111</b>	<b>881</b>	<b>29:20</b>
at Buf.	31	34	-3	-	16	3	12	1	4	16	1	2	231	42	189	2	7	34	27:47

## GAME-BY-GAME DEFENSE

	SCORE				1ST DOWNS			3RD DOWN	4TH DOWN	NET YARDS			TO	PEN	PEN YDS	TOP			
	PTS	OPP	DIFF	OT	TOTAL	RUSH	PASS	PEN	CONV	ATT	CONV	ATT					TOTAL	RUSH	PASS
NE	7	20	-13	-	17	5	10	2	4	9	0	1	271	78	193	3	3	15	27:30
at Bal.	38	42	-4	-	22	6	13	3	3	10	1	3	473	155	318	0	1	5	25:13
BUF	19	21	-2	-	31	9	21	1	11	18	2	3	497	115	382	1	7	52	40:40
at Cin.	27	15	+12	-	16	4	11	1	8	15	0	1	371	67	304	0	6	74	31:35
at NYJ	40	17	+23	-	21	8	9	4	5	11	0	1	322	135	187	0	5	105	30:58
MIN	24	16	+8	-	11	2	7	2	2	12	0	0	234	78	156	0	2	20	24:31
PIT	10	16	-6	-	19	4	14	1	4	14	2	2	341	95	246	3	5	40	33:16
at Det.	27	31	-4	-	22	7	13	2	4	9	1	2	393	82	311	0	6	30	25:38
at Chi.	32	35	-3	-	23	15	7	1	10	16	1	2	368	252	116	0	4	92	34:46
CLE	17	39	-22	-	20	7	10	3	5	12	2	5	297	112	185	1	6	52	26:46
HOU	15	30	-15	-	14	3	9	2	2	13	1	1	210	36	174	3	5	45	27:33
at SF	33	17	+16	-	24	6	15	3	8	19	1	2	351	121	230	1	4	45	40:34
at LAC	23	17	+6	-	24	6	16	2	9	18	1	2	432	82	350	0	6	40	39:38
at Buf.	32	29	+3	-	29	9	16	4	8	14	0	0	446	150	296	1	7	51	29:53
GB	26	20	+6	-	17	4	11	2	2	14	3	5	301	79	222	1	5	40	32:00
at NE	23	21	+2	-	14	2	9	3	5	13	0	1	249	77	172	0	6	39	26:12
NYJ	6	11	-5	-	11	1	9	1	7	16	0	0	187	38	149	0	6	54	24:35
<b>REG.TOT</b>	<b>399</b>	<b>397</b>	<b>+2</b>	<b>-</b>	<b>336</b>	<b>98</b>	<b>200</b>	<b>38</b>	<b>97</b>	<b>233</b>	<b>15</b>	<b>31</b>	<b>5743</b>	<b>1751</b>	<b>3992</b>	<b>14</b>	<b>84</b>	<b>799</b>	<b>30:40</b>
at Buf.	34	31	+3	-	25	8	16	1	9	16	0	1	423	107	316	3	2	13	32:13

## GAME-BY-GAME RUSHING

(CARRIES-YARDS GAINED-LONGEST-TOUCHDOWNS)

	MOSTERT	J.WILSON JR.	INGOLD	TAGOVALOIA	WADDLE	HILL	GASKIN	AHMED	EDMONDS
NE	5-16-11-0	NOR	1-2-2-0	2-0-0-0	1-8-8-0	1-6-6-0	0-0-0-0	INA	12-25-7-0
at Bal.	11-51-11-0	NOR	1-1-1-0	1-1-1-0	0-0-0-0	0-0-0-0	INA	0-0-0-0	5-33-28-0
BUF	8-11-9-0	NOR	1-0-0-0	1-0-0-0	1-9-9-0	0-0-0-0	INA	DNP	6-21-8-2
at Cin.	15-69-25-0	NOR	0-0-0-0	0-0-0-0	0-0-0-0	1-(-1)-(-1)-0	INA	0-0-0-0	5-6-4-0
at NYJ	18-113-24-1	NOR	0-0-0-0	INA	0-0-0-0	2-13-10-0	4-9-6-0	INA	1-1-1-0
MIN	14-49-16-0	NOR	1-2-2-0	INA	0-0-0-0	0-0-0-0	INA	0-0-0-0	2-3-2-0
PIT	16-79-12-0	NOR	0-0-0-0	4-15-7-0	0-0-0-0	0-0-0-0	INA	0-0-0-0	7-17-9-0
at Det.	14-64-13-0	NOR	1-1-1t-1	5-19-18-0	0-0-0-0	1-7-7-0	INA	1-2-2-0	4-14-8-0
at Chi.	9-26-14-1	9-51-28-0	0-0-0-0	5-0-4-0	0-0-0-0	0-0-0-0	INA	0-0-0-0	NOR
CLE	8-65-24t-1	17-119-20t-1	0-0-0-0	1-0-0-0	0-0-0-0	0-0-0-0	INA	3-11-7-0	NOR
HOU	INA	13-39-9-1	0-0-0-0	0-0-0-0	0-0-0-0	1-5-5-0	6-17-10-0	DNP	NOR
at SF	7-30-8-0	1-3-3-0	0-0-0-0	0-0-0-0	0-0-0-0	0-0-0-0	INA	DNP	NOR
at LAC	11-37-13-0	4-26-20-0	0-0-0-0	3-28-14-0	0-0-0-0	0-0-0-0	INA	1-1-1-0	NOR
at Buf.	17-136-67-0	INA	1-2-2-0	1-7-7-0	0-0-0-0	0-0-0-0	0-0-0-0	6-43-11t-1	NOR
GB	8-45-17-0	9-37-12-1	0-0-0-0	1-0-0-0	0-0-0-0	0-0-0-0	INA	0-0-0-0	NOR
at NE	9-29-6-0	15-45-11-0	0-0-0-0	INA	0-0-0-0	1-2-2t-1	IR	0-0-0-0	NOR
NYJ	11-71-21-0	16-72-16-0	0-0-0-0	INA	1-9-9-0	0-0-0-0	IR	1-7-7-0	NOR
at Buf.*	INA	10-23-6-1	0-0-0-0	INA	1-8-8-0	2-5-8-0	IR	5-3-6-0	NOR

**OTHERS:** BRIDGEWATER: 1-11-11-0 at Cincinnati (9/29), 1-10-10-0 vs. Minnesota (10/16), 1-6-6-0 at New England (1/1). **FEJEDELEM:** 1-0-0-0 vs. Minnesota (10/16). **SMYTHE:** 1-1-1t-1 at N.Y. Jets (10/9), 1-0-0-0 vs. Cleveland (11/13). **THOMPSON:** 1-9-9-0 vs. Minnesota (10/16), 3-0-0-0 vs. Cleveland (11/13), 6-5-3-0 vs. Houston (11/27), 1-4-4-0 at New England (1/1), 3-3-2-0 vs. N.Y. Jets (1/8), 2-3-2-0 at Buffalo (1/15/23)\*. **C.WILSON JR.:** 1-8-8-0 vs. New England (9/11).

\*AFC Wild Card game

## GAME-BY-GAME RECEIVING

(RECEPTIONS-YARDS GAINED-LONGEST-TOUCHDOWNS)

	HILL	WADDLE	GESICKI	SMYTHE	SHERFIELD	C.WILSON JR.	MOSTERT	J.WILSON JR.	INGOLD
NE	8-94-26-0	4-69-42t-1	1-1-1-0	1-14-14-0	1-8-8-0	2-20-12-0	1-16-16-0	NOR	1-8-8-0
at Bal.	11-190-60t-2	11-171-59-2	4-41-14t-1	1-5-5-0	2-9-12-0	0-0-0-0	3-28-13-0	NOR	2-15-13-0
BUF	2-33-22-0	4-102-45-0	1-6-6-0	3-23-13-0	1-5-5-0	0-0-0-0	0-0-0-0	NOR	0-0-0-0
at Cin.	10-160-64-0	2-39-20-0	2-23-21-0	0-0-0-0	4-55-16-0	INA	2-12-6-0	NOR	0-0-0-0
at NYJ	7-47-13-0	3-23-11-0	1-30-30-0	1-8-8-0	1-5-5-0	2-20-11-0	1-9-9-0	NOR	0-0-0-0
MIN	12-177-28-0	6-129-49-0	6-69-18-2	INA	1-6-6-0	0-0-0-0	1-(-1)-(-1)-0	NOR	2-10-8-0
PIT	7-72-21-0	4-88-25-0	3-27-18-0	0-0-0-0	3-44-32-0	0-0-0-0	4-30-18-1	NOR	0-0-0-0
at Det.	12-188-42-0	8-106-29t-2	3-38-20-1	0-0-0-0	2-25-14-0	0-0-0-0	1-3-3-0	NOR	1-5-5-0
at Chi.	7-143-39-1	5-85-26-1	1-3-3-0	0-0-0-0	3-27-18-0	2-23-14-0	0-0-0-0	3-21-10t-1	0-0-0-0
CLE	5-44-20-1	4-66-29-0	2-31-16-0	0-0-0-0	4-63-27-1	1-7-7-0	4-22-8-0	2-24-14-0	4-45-17-1
HOU	6-85-29-0	5-85-34-0	0-0-0-0	1-4-4t-1	2-33-24-0	2-26-20-0	INA	1-13-13-0	1-0-0-0
at SF	9-146-45t-1	1-9-9-0	0-0-0-0	2-21-19-0	1-75-75t-1	0-0-0-0	0-0-0-0	0-0-0-0	3-15-7-0
at LAC	4-81-60t-1	2-31-19-0	0-0-0-0	0-0-0-0	1-7-7-0	2-19-12-0	1-7-7-0	0-0-0-0	0-0-0-0
at Buf.	9-69-20t-1	3-114-67t-1	1-5-5-0	1-(-2)-(-2)-0	0-0-0-0	1-21-21-0	1-20-20-0	INA	1-7-7-0
GB	4-103-52-0	5-143-84t-1	1-24-24-0	1-8-8-0	2-25-15-0	0-0-0-0	2-4-2-0	1-3-3-0	0-0-0-0
at NE	4-55-19-0	3-52-23-0	2-18-14-1	1-9-9-0	2-30-23-0	0-0-0-0	8-62-25-1	3-31-13-0	0-0-0-0
NYJ	2-23-15-0	5-44-15-0	4-46-32-0	3-39-26-0	0-0-0-0	INA	2-(-10)-1-0	2-2-2-0	0-0-0-0
at Buf.*	7-69-19-0	3-44-25-0	2-15-8-1	1-20-20-0	0-0-0-0	1-14-14-0	INA	1-13-13-0	0-0-0-0

**OTHERS:** AHMED: 1-8-8-0 at New England (1/1), 3-45-20-0 at Buffalo (1/15/23)\*. **CRACRAFT:** 1-2-2t-1 at Baltimore (9/18), 1-11-11t-1 vs. Buffalo (9/25), 4-55-22-0 vs. Houston (11/27), 2-29-18-0 at San Francisco (12/4), 1-5-5-0 vs. N.Y. Jets (1/8). **EDMONDS:** 4-40-15-0 vs. New England (9/11), 1-8-8-0 at Baltimore (9/18), 1-6-6-0 vs. Buffalo (9/25), 2-14-7t-1 at Cincinnati (9/29), 2-28-14-0 vs. Minnesota (10/16). **EZUKANMA:** 1-3-3-0 vs. N.Y. Jets (1/8). **GASKIN:** 3-24-16-0 at N.Y. Jets (10/9), 1-4-4-0 vs. Houston (11/27). **B. SANDERS:** 2-17-13-0 at Detroit (10/30).

\*AFC Wild Card game

## GAME-BY-GAME PASSING

	TUA TAGOVAILOA								
	ATT	COM	YDS	PCT	TD	INT	LG	SKD/YDS	RATING
NE	33	23	270	69.7	1	0	42t	3/28	104.4
at Bal.	50	36	469	72.0	6	2	60t	1/8	124.1
BUF	18	13	186	72.2	1	0	45	1/7	123.8
at Cin.	14	8	110	57.1	0	1	26	1/10	52.7
at NYJ									
MIN									
PIT	35	21	261	60.0	1	0	32	0/0	92.7
at Det.	36	29	382	80.6	3	0	42	2/13	138.7
at Chi.	30	21	302	70.0	3	0	39	0/0	135.7
CLE	32	25	285	78.1	3	0	29	0/0	135.0
HOU	36	22	299	61.1	1	0	34	4/26	96.9
at SF	33	18	295	54.5	2	2	75t	3/20	79.7
at LAC	28	10	145	35.7	1	0	60t	2/18	65.3
at Buf.	30	17	234	56.7	2	0	67t	2/17	104.0
GB	25	16	310	64.0	1	3	84t	2/16	80.8
at NE									
NYJ									
at Buf.*									

	TEDDY BRIDGEWATER								
	ATT	COM	YDS	PCT	TD	INT	LG	SKD/YDS	RATING
NE									
at Bal.									
BUF	2	0	0	0.0	0	0	0	1/8	39.6
at Cin.	23	14	193	60.9	1	1	64	0/0	84.1
at NYJ	1	0	0	0.0	0	0	0	0/0	39.6
MIN	34	23	329	67.6	2	2	49	5/25	93.9
PIT									
at Det.									
at Chi.									
CLE									
HOU									
at SF									
at LAC									
at Buf.									
GB									
at NE	19	12	161	63.2	1	1	25	1/12	85.6
NYJ									
at Buf.*									

	SKYLAR THOMPSON								
	ATT	COM	YDS	PCT	TD	INT	LG	SKD/YDS	RATING
NE									
at Bal.									
BUF									
at Cin.									
at NYJ	33	19	166	57.6	0	1	30	2/8	58.4
MIN	13	7	89	53.8	0	0	30	1/8	75.5
PIT									
at Det.									
at Chi.									
CLE	1	1	17	100.0	0	0	17	0/0	118.8
HOU	5	1	6	20.0	0	0	6	1/6	39.6
at SF	1	0	0	0.0	0	1	0	0/0	0.0
at LAC									
at Buf.									
GB									
at NE	21	12	104	57.1	1	1	23	1/6	66.4
NYJ	31	20	152	64.5	0	0	32	1/12	76.3
at Buf.*	45	18	220	40.0	1	2	25	4/31	44.7

**OTHERS: C. WILSON JR.:** 0-0-0, 0.0, 0, 0, 0, 1/6, 0.0 vs. Cleveland (11/13).

\*AFC Wild Card game





# 2022 PLAYER PARTICIPATION

## 2022 POSTSEASON PLAYER PARTICIPATION

NAME	BUF	GP	GS	DNP	INA
Ahmed, Salvon	X	1	0	0	0
Armstead, Terron	LT	1	1	0	0
Baker, Jerome	LB	1	1	0	0
Bargas, Jake	PS	0	0	0	0
Barnes, Kalon	NOR	0	0	0	0
Bethel, Justin	X	1	0	0	0
Bridgewater, Teddy	DNP	0	0	1	0
Bronson, Josiah	PS	0	0	0	0
Bryant, Big Kat	NOR	0	0	0	0
Campbell, Elijah	X	1	0	0	0
Carter, Cethan	IR	0	0	0	0
Christian, Geron	DNP	0	0	1	0
Chubb, Bradley	X	1	0	0	0
Coleman, Larnel	NOR	0	0	0	0
Conner, Tanner	INA	0	0	0	1
Cotton, Lester	LG	1	1	0	0
Cracraft, River	X	1	0	0	0
Crossen, Keion	X	1	0	0	0
Davis, Raekwon	NT	1	1	0	0
Deiter, Michael	X	1	0	0	0
Edmonds, Chase	NOR	0	0	0	0
Eguavoen, Sam	X	1	0	0	0
Eichenberg, Liam	INA	0	0	0	1
Ellis, Tino	PS	0	0	0	0
Empey, James	PS	0	0	0	0
Ezukanma, Erik	DNP	0	0	1	0
Fejedelem, Clayton	X	1	0	0	0
Ferguson, Blake	X	1	0	0	0
Fisher, Eric	IR	0	0	0	0
Flowers, Trey	IR	0	0	0	0
Gaillard, Lamont	NOR	0	0	0	0
Gaskin, Myles	IR	0	0	0	0
Gesicki, Mike	X	1	0	0	0
Glennon, Mike	PS	0	0	0	0
Goode, Cameron	PS	0	0	0	0
Gustin, Porter	PS-I	0	0	0	0
Hamilton, DaeSean	NOR	0	0	0	0
Hermanns, Grant	NOR	0	0	0	0
Hill, Tyreek	WR	1	1	0	0
Hinton, Christopher	NOR	0	0	0	0
Holland, Jevon	S	1	1	0	0
Hollman, Ka'dar	PS	0	0	0	0
Howard, Xavien	CB	1	1	0	0
Hunt, Robert	RT	1	1	0	0
Igbinoehene, Noah	INA	0	0	0	1
Ingold, Alec	X	1	0	0	0
Ingram, Melvin	X	1	0	0	0
Jackson, Austin	IR	0	0	0	0
Jackson, Calvin	PS	0	0	0	0
Jenkins, John	X	1	0	0	0
Jones, Brandon	IR	0	0	0	0
Jones, Byron	PUP	0	0	0	0
Jones, Robert	RG	1	1	0	0
Kohou, Kader	CB	1	1	0	0
Lamm, Kendall	INA	0	0	0	1
Little, Greg	X	1	0	0	0
Long, Hunter	X	1	0	0	0
Lovett, John	IR	0	0	0	0
McIntosh, R.J.	PS	0	0	0	0
McKinley III, Verone	X	1	0	0	0
Morstead, Thomas	X	1	0	0	0
Mostert, Raheem	INA	0	0	0	1
Murson, Calvin	NOR	0	0	0	0
Neecham, Nik	IR	0	0	0	0
Ogbah, Emmanuel	IR	0	0	0	0
Perine, La'Mical	DNP	0	0	1	0
Perry, Jamal	PS	0	0	0	0
Phillips, Jaelan	LB	1	1	0	0
Riley, Duke	X	1	0	0	0
Roberts, Elandon	LB	1	1	0	0
Rowe, Eric	S	1	1	0	0
Sanders, Braylon	PS	0	0	0	0
Sanders, Jason	X	1	0	0	0
Scarlett, Brennan	PS	0	0	0	0
Shaheen, Adam	IR	0	0	0	0
Shell, Brandon	INA	0	0	0	1
Sherfield, Trent	WR	1	1	0	0
Sieler, Zach	DE	1	1	0	0
Sinnett, Reid	NOR	0	0	0	0
Smith, Kron	PS	0	0	0	0
Smythe, Durham	TE	1	1	0	0
Steele, Chris	NOR	0	0	0	0
Stille, Ben	NOR	0	0	0	0
Swain, Freddie	NOR	0	0	0	0
Tagovailoa, Tua	INA	0	0	0	1
Thompson, Skylar	QB	1	1	0	0
Tindall, Channing	X	1	0	0	0
Twyman, Jaylen	PS	0	0	0	0
Van Ginkel, Andrew	LB	1	1	0	0
Waddle, Jaylen	WR	1	1	0	0
White, ZaQuandre	NOR	0	0	0	0
Wilkins, Christian	DE	1	1	0	0
Williams, Connor	C	1	1	0	0
Williams, Trill	IR	0	0	0	0
Wilson Jr, Cedrick	X	1	0	0	0
Wilson Jr, Jeff	RB	1	1	0	0
Zimmer, Justin	IR	0	0	0	0

POSITION IN CAPS = STARTER  
 X = PLAYED/SUBSTITUTED  
 NF-I = NON-FOOTBALL ILLNESS/INJURY  
 R/C-19 = RESERVE/COVID-19

INA = INACTIVE  
 IR = INJURED RESERVE  
 PUP = PHYSICALLY UNABLE TO PERFORM  
 R/SUS = RESERVE/SUSPENDED

SUS = SUSPENDED  
 NOR = NOT ON ROSTER  
 PS-I = PRACTICE SQUAD (INJURED)

PS = PRACTICE SQUAD  
 DNP = DID NOT PLAY

# 2022 GAME SUMMARIES

WEEK 1

SEPT. 11, 2022 | MIAMI GARDENS, FLA.  
HARD ROCK STADIUM  
ATTENDANCE: 65,786 | TV: CBS

NEW ENGLAND 7

MIAMI 20

## SCORING SUMMARY

	1	2	3	4	F
New England	0	0	7	0	7
Miami	3	14	3	0	20

The Miami Dolphins opened the 2022 regular season with a 20-7 victory over the New England Patriots Sunday afternoon at Hard Rock Stadium.

Tua Tagovailoa threw for 270 yards and one touchdown and Tyreek Hill recorded eight receptions for 94 yards as Mike McDaniel picked up a win in his NFL head coaching debut.

New England picked up 8+ yards on five of their first seven plays. An 11-yard pass from quarterback Mac Jones to Hunter Henry set up a first-and-10 from the Miami 22-yard line. But on the next play, cornerback Xavien Howard deflected a pass intended for DeVante Parker in the endzone. Second-year safety Jevon Holland corralled the ball out of the air for his third career interception and returned it to the Miami 28 yard line where Tagovailoa and the offense took over.

With a third-and-2 from the Miami 36-yard line, Tagovailoa found Hill for five yards and a first down. The Dolphins then pushed the ball to the 50-yard line where a fourth-down neutral zone infraction on Patriots defensive lineman Carl Davis Jr. extended the drive.

Tagovailoa found Hill again on the very next play, this time for a 23-yard gain. After the Patriots defense forced a fourth down, Jason Sanders converted a 43-yard field goal to give Miami a 3-0 lead in what would be the only score of the first quarter.

Following punts by each team, Patriots quarterback Mac Jones took over from their 15-yard line. On the second play of the drive, Miami safety Brandon Jones delivered a huge hit on the second-year quarterback, popping the ball loose. Linebacker Melvin Ingram scooped the ball up and high-stepped into the endzone for the Dolphins' first touchdown of the season. Sanders' extra point gave the Dolphins a 10-0 lead.

Another New England punt returned the ball to Tagovailoa who then directed a 10-play, 92-yard scoring drive capped by a 42-yard touchdown pass to wide receiver Jaylen Waddle. The third-year quarterback took a fourth-and-7 snap and found his receiver down the middle of the field. Waddle sped past multiple Patriots defenders into the endzone. Sanders' extra point extended the Miami lead to 17-0.

Tagovailoa finished the first half 13-of-18 for 179 yards and a touchdown while Hill led all receivers with six receptions for 77 yards. Waddle added two catches for 50 yards as the pair of speedy wideouts combined for 127 receiving yards in the first half. Miami's defense put up a dominant first-half performance, shutting out the Patriots offense and limiting Mac Jones to just 87 yards passing.

In the third quarter, Jones found Patriots veteran wide receiver Ty Montgomery for a six-yard score to cut New England's deficit to 10.

The Dolphins responded with a scoring drive of their own highlighted by an 18-yard completion to Hill and a 16-yard completion to running back Raheem Mostert. Sanders punctuated the drive once again with a 49-yard field goal to extend Miami's lead to 20-7.

The Dolphins defense turned the Patriots over two more times, first on downs and then on a fumble forced by undrafted rookie cornerback Kader Kohou and recovered by second-year linebacker Jaelan Phillips.

Four first downs from Miami's offense sealed the victory as Tagovailoa and the Dolphins kneeled to end the game and improve to 1-0 on the season.

## GAME STATISTICS

### RUSHING (Att-Yds-TD):

New England: D. Harris 9-48, R. Stevenson 8-25, J. Meyers 1-7, M. Jones 2-0, T. Montgomery 2-(-2).  
Miami: C. Edmonds 12-25, R. Mostert 5-16, C. Wilson 1-8, J. Waddle 1-8, T. Hill 1-6, A. Ingold 1-2, T. Tagovailoa 2-0.

### PASSING (A-C-Y-TD-I):

New England: M. Jones 30-21-213-1-1.  
Miami: T. Tagovailoa 33-23-270-1-0.

### RECEIVING (Rec-Yds-TD):

New England: J. Meyers 4-55, J. Smith 3-33, N. Agholor 3-28, T. Montgomery 3-15-1, H. Henry 2-20, D. Harris 2-10, R. Stevenson 2-2, K. Bourne 1-41, D. Parker 1-9.  
Miami: T. Hill 8-94, J. Waddle 4-69-1, C. Edmonds 4-40, C. Wilson 2-20, R. Mostert 1-16, D. Smythe 1-14, A. Ingold 1-8, T. Sherfield 1-8, M. Gesicki 1-1.

### SACKS (Sk-Yds):

New England: J. Bentley 1-12, M. Judon 1-9, D. Wise 1-7.  
Miami: Br. Jones 1-13, E. Ogbah 1-7.

### INTERCEPTIONS (Int-Yds):

New England: None.  
Miami: J. Holland 1-31.

### FORCED FUMBLES:

New England: None.  
Miami: Br. Jones 1, K. Kohou 1.

### FUMBLE RECOVERIES (No-Yds):

New England: None.  
Miami: M. Ingram 1-2-1.

### TEAM STATS

	NE	MIAMI
<b>TOTAL FIRST DOWNS</b>	<b>17</b>	<b>18</b>
By Rushing	5	3
By Passing	10	13
By Penalty	2	2
<b>THIRD DOWN EFFICIENCY</b>	<b>4-9-44.4%</b>	<b>6-14-42.9%</b>
<b>FOURTH DOWN EFFICIENCY</b>	<b>0-1-0.0%</b>	<b>1-1-100.0%</b>
<b>TOTAL NET YARDS</b>	<b>271</b>	<b>307</b>
Total Offensive Plays	54	59
Average gain per offensive play	5.0	5.2
<b>NET YARDS RUSHING</b>	<b>78</b>	<b>65</b>
Total Rushing Plays	22	23
Average gain per rushing play	3.5	2.8
<b>NET YARDS PASSING</b>	<b>193</b>	<b>242</b>
Sacks-Yards	2-20	3-28
Gross yards passing	213	270
<b>ATTEMPTS-COMPLETIONS-INTS</b>	<b>30-21-1</b>	<b>33-23-0</b>
Avg. gain per pass play	6.0	6.7
<b>PUNTS NUMBER AND AVG.</b>	<b>3-39.3</b>	<b>4-45.8</b>
Net Punting Average	39.3	42.8
<b>TOTAL RETURN YARDAGE</b>	<b>12</b>	<b>31</b>
No. and Yards Punt Returns	2-12	0-0
No. and Yards Kickoff Returns	1-28	2-28
No. and Yards Int. Returns	0-0	1-31
<b>PENALTIES Number and Yards</b>	<b>3-15</b>	<b>4-20</b>
<b>FUMBLES Number and Lost</b>	<b>2-2</b>	<b>2-0</b>
<b>RED ZONE EFFICIENCY</b>	<b>1-1-100%</b>	<b>0-2-0%</b>
<b>GOAL TO GO EFFICIENCY</b>	<b>1-1-100%</b>	<b>0-0-0%</b>
<b>TIME OF POSSESSION</b>	<b>27:30</b>	<b>32:30</b>

SCORING SUMMARY

	1	2	3	4	F
Miami	0	7	7	28	42
Baltimore	7	21	7	3	38

<b>MIAMI 42</b>	<b>BALTIMORE 38</b>
-----------------	---------------------

Tua Tagovailoa's game-winning touchdown pass to Jaylen Waddle with 14 seconds left tied the second-largest comeback win in franchise history as the Miami Dolphins erased a 21-point second-half deficit and outscored the Baltimore Ravens 28-3 in the fourth quarter for a 42-38 victory at M&T Bank Stadium.

Tagovailoa threw for a career-high 469 yards and six touchdowns, tying the Dolphins single-game record for touchdown passes and leading Miami to a 2-0 start under new head coach Mike McDaniel.

After Ravens wide receiver Devin Duvernay returned the opening kickoff 103 yards for a touchdown, Tagovailoa found Waddle for a six-yard score to tie the game at 7-7. But Ravens quarterback Lamar Jackson found Rashod Bateman for a 75-yard touchdown pass to retake the lead. Jackson then threw touchdown passes to Mark Andrews and Demarcus Robinson to give the Ravens a 28-7 lead going into halftime.

Down 21 points, Tagovailoa and the Miami offense opened the third quarter with a 12-play, 75-yard scoring drive that culminated with a leaping 14-yard touchdown grab from tight end Mike Gesicki.

Jackson responded with a 79-yard touchdown run, but Tagovailoa orchestrated another 75-yard scoring drive, finishing it with a two-yard touchdown pass to wide receiver River Cracraft, his first career touchdown reception. The Dolphins defense held Baltimore's rushing attack to -1 yards in the fourth quarter and did not give up a single third down conversion as the Ravens went 0-for-4 in the final frames.

Tagovailoa found three-time All-Pro wide receiver Tyreek Hill for a 48-yard touchdown pass with 7:47 to play and again on a 60-yard touchdown pass with 5:19 to play. In just 6:53, Miami scored 21 points to tie the game, but a 51-yard field goal by Baltimore kicker Justin Tucker gave the Ravens a 38-35 lead.

With 2:12 to play, Tagovailoa took over from the Miami 32-yard line, first finding Waddle for a three-yard pickup and Hill for a 21-yard gain. Two plays later, a 28-yard run from Chase Edmonds took the ball down to the Baltimore seven-yard line where McDaniel would take his second timeout, stopping the clock with 24 seconds left. Tagovailoa took a second-and-7 snap and found Waddle, who high-pointed the ball over Ravens cornerback Jalyn Armour-Davis for the game-winning touchdown with 14 seconds left.

Waddle finished with 11 receptions for a career-high 171 yards and two touchdowns. Hill ended the afternoon with 11 receptions for 190 yards and had 142 in the fourth quarter alone. The pair of wideouts became the first teammates in the Super Bowl era to each record 170+ receiving yards and 2+ receiving touchdowns in the same game.

SCORING DRIVES

TEAM	QTR	TIME	PLAY (EXTRA POINT) (DRIVE INFO)	MIA	BAL
Ravens	1	14:47	D.Duvernay 103 yd. kickoff return (J.Tucker kick) (0-0, 0:13)	0	7
Dolphins	2	10:54	J.Waddle 6 yd. pass from T.Tagovailoa (J.Sanders kick) (6-94, 3:49)	7	7
Ravens	2	10:44	R.Bateman 75 yd. pass from L.Jackson (J.Tucker kick) (1-75, 0:10)	7	14
Ravens	2	4:03	M.Andrews 1 yd. pass from L.Jackson (J.Tucker kick) (6-66, 2:43)	7	21
Ravens	2	0:29	D.Robinson 12 yd. pass from L.Jackson (J.Tucker kick) (6-80, 0:51)	7	28
Dolphins	3	7:52	M.Gesicki 14 yd. pass from T.Tagovailoa (J.Sanders kick) (12-75, 7:08)	14	28
Ravens	3	0:26	L.Jackson 79 yd. run (J.Tucker kick) (3-87, 1:35)	14	35
Dolphins	4	12:12	R.Cracraft 2 yd. pass from T.Tagovailoa (J.Sanders kick) (7-75, 3:14)	21	35
Dolphins	4	7:47	T.Hill 48 yd. pass from T.Tagovailoa (J.Sanders kick) (5-59, 1:24)	28	35
Dolphins	4	5:19	T.Hill 60 yd. pass from T.Tagovailoa (J.Sanders kick) (3-64, 1:27)	35	35
Ravens	4	2:18	J.Tucker 51 yd. Field Goal (6-42, 3:01)	35	38
Dolphins	4	0:14	J.Waddle 7 yd. pass from T.Tagovailoa (J.Sanders kick) (6-68, 2:04)	42	38

GAME STATISTICS

RUSHING (Att-Yds-TD):

Miami: R. Mostert 11-51, C. Edmonds 5-33, A. Ingold 1-1, T. Tagovailoa 1-1.  
Baltimore: L. Jackson 9-119-1, J. Hill 3-16, K. Drake 6-8, P. Ricard 1-5, M. Davis 5-4, M. Andrews 1-3.

PASSING (A-C-Y-TD-I):

Miami: T. Tagovailoa 50-36-469-6-2.  
Baltimore: L. Jackson 29-21-318-3-0.

RECEIVING (Rec-Yds-TD):

Miami: T. Hill 11-190-2, J. Waddle 11-171-2, M. Gesicki 4-41-1, R. Mostert 3-28, A. Ingold 2-15, T. Sheffield 2-9, C. Edmonds 1-8, D. Smythe 1-5, R. Cracraft 1-2-1.  
Baltimore: M. Andrews 9-104-1, R. Bateman 4-108-1, I. Likely 4-43, D. Duvernay 2-42, D. Robinson 1-12, T. Wallace 1-9.

SACKS (Sk-Yds):

Miami: None.  
Baltimore: J. Houston 1-8.

INTERCEPTIONS (Int-Yds):

Miami: None.  
Baltimore: M. Williams 2-0.

FORCED FUMBLES:

Miami: None.  
Baltimore: None.

FUMBLE RECOVERIES (No-Yds):

Miami: None.  
Baltimore: None.

TEAM STATS	MIA	BAL
<b>TOTAL FIRST DOWNS</b>	<b>27</b>	<b>23</b>
By Rushing	5	6
By Passing	22	13
By Penalty	0	4
<b>THIRD DOWN EFFICIENCY</b>	<b>7-11-63.6%</b>	<b>3-10-30.0%</b>
<b>FOURTH DOWN EFFICIENCY</b>	<b>2-2-100.0%</b>	<b>1-3-33.3%</b>
<b>TOTAL NET YARDS</b>	<b>547</b>	<b>473</b>
Total Offensive Plays	69	54
Average gain per offensive play	7.9	8.8
<b>NET YARDS RUSHING</b>	<b>86</b>	<b>155</b>
Total Rushing Plays	18	25
Average gain per rushing play	4.8	6.2
<b>NET YARDS PASSING</b>	<b>461</b>	<b>318</b>
Sacks-Yards	1-8	0-0
Gross yards passing	469	318
<b>ATTEMPTS-COMPLETIONS-INTS</b>	<b>50-36-2</b>	<b>29-21-0</b>
Avg. gain per pass play	9.0	11.0
<b>PUNTS NUMBER AND AVG.</b>	<b>2-41-0</b>	<b>2-40-5</b>
Net Punting Average	38.5	36.5
<b>TOTAL RETURN YARDAGE</b>	<b>8</b>	<b>5</b>
No. and Yards Punt Returns	1-8	1-5
No. and Yards Kickoff Returns	1-18	1-103
No. and Yards Int. Returns	0-0	2-0
<b>PENALTIES Number and Yards</b>	<b>8-51</b>	<b>1-5</b>
<b>FUMBLES Number and Lost</b>	<b>0-0</b>	<b>1-0</b>
<b>RED ZONE EFFICIENCY</b>	<b>4-4-100%</b>	<b>2-3-67%</b>
<b>GOAL TO GO EFFICIENCY</b>	<b>2-2-100%</b>	<b>1-2-50%</b>
<b>TIME OF POSSESSION</b>	<b>34:47</b>	<b>25:13</b>

<b>BUFFALO 19</b>	<b>MIAMI 21</b>
-------------------	-----------------

SCORING SUMMARY					
	1	2	3	4	F
Buffalo	7	7	3	2	19
Miami	7	7	0	7	21

In front of a crowd of 66,206 at Hard Rock Stadium – the second-largest crowd since the venue was modernized in 2015 – the Miami Dolphins defeated the Buffalo Bills for the first time since 2018 by a score of 21-19.

Leading 21-17 with 1:49 left in the fourth quarter, the Dolphins were one play away from a defensive stand on fourth-and-goal – which they got, as quarterback Josh Allen’s pass fell incomplete.

The Bills regained possession after a safety, but Miami’s defense held to defeat its division rival, remain undefeated and pick up its eighth-straight victory at Hard Rock Stadium, the Dolphins’ longest streak since the 1980s.

Buffalo (2-1) entered the game with wins over the defending Super Bowl champion Los Angeles Rams and the Tennessee Titans, beating them by an average of 27.5 points, but the Dolphins stood up to the challenge. Building off a historic 21-point comeback last week against the Baltimore Ravens on the road, Miami (3-0) continued to excel under first-year head coach Mike McDaniel.

Quarterback Tua Tagovailoa passed for 186 yards and one touchdown, while running back Chase Edmonds led the Dolphins with two rushing touchdowns. Jaylen Waddle registered his second straight 100+ receiving yards game with 102.

On the first possession of the game, the Bills finished a 75-yard drive when quarterback Josh Allen flipped it to running back Devin Singletary for a two-yard touchdown on fourth-and-goal.

But the Bills next possession ended in a turnover. Safety Jevon Holland strip-sacked Allen from behind on third down. Linebacker Melvin Ingram recovered his second fumble this season on Buffalo’s six-yard line. Edmonds then scored his first touchdown as a Dolphin with a one-yard rush to tie the game 7-7.

Miami responded again after the Bills opened the second quarter with an eight-yard touchdown grab by wide receiver Isaiah McKenzie. Tagovailoa completed all five of his passes on the drive. Tagovailoa found wide receiver River Cracraft in the end zone for an 11-yard touchdown pass to tie the game again at 14.

On the Bills’ next possession, the Dolphins forced Buffalo to do something it had not done in the first half all season – punt. Still tied 14-14, Tagovailoa opened the second half with a 22-yard completion over the middle to Hill, his 500th career reception, but the drive ended in a punt. The Dolphins defense prevented the Bills from reaching the end zone on a 9:22 minute drive, holding them to a 30-yard field goal that put them up 17-14.

In the fourth quarter, Buffalo kicker Tyler Bass missed a 38-yard field goal. Waddle made it to the Bills’ 40 on his 32-yard reception, which was met with loud cheers from the crowd. Moments later, on third-and-22, Tagovailoa found Waddle deep over the middle of the field for a 45-yard pickup to get in the red zone. Aided by a Buffalo unnecessary roughness call, Edmonds found the end zone for the second time a few plays later to put Miami up 21-17. Then, the Miami defense got to work, stopping Buffalo on its next two drives en route to victory.

**SCORING DRIVES**

TEAM	QTR	TIME	PLAY (EXTRA POINT) (DRIVE INFO)	BUF	MIA
Bills	1	9:03	D.Singletary 2 yd. pass from J.Allen (T.Bass kick) (10-75, 5:57)	7	0
Dolphins	1	3:37	C.Edmonds 1 yd. run (J.Sanders kick) (3-6, 1:36)	7	7
Bills	2	11:59	I.McKenzie 8 yd. pass from J.Allen (T.Bass kick) (14-75, 6:38)	14	7
Dolphins	2	6:45	R.Cracraft 11 yd. pass from T.Tagovailoa (J.Sanders kick) (9-83, 5:14)	14	14
Bills	3	3:40	T.Bass 30 yd. Field Goal (20-87, 9:22)	17	14
Dolphins	4	10:05	C.Edmonds 3 yd. run (J.Sanders kick) (6-72, 4:04)	17	21
Bills	4	1:33	Punt blocked out of bounds in end zone for a Safety	19	21

**GAME STATISTICS**

**RUSHING (Att-Yds-TD):**  
Buffalo: J. Allen 8-47, Z. Moss 4-46, D. Singletary 9-13, I. McKenzie 1-6, J. Cook 1-3.  
Miami: C. Edmonds 6-21, R. Mostert 8-11, J. Waddle 1-9, A. Ingold 1-0, T. Tagovailoa 1-0.

**PASSING (A-C-Y-TD-I):**  
Buffalo: J. Allen 63-42-400-2-0.  
Miami: T. Tagovailoa 18-13-186-1-0, T. Bridgewater 2-0-0-0-0.

**RECEIVING (Rec-Yds-TD):**  
Buffalo: D. Singletary 9-78-1, I. McKenzie 7-76-1, S. Diggs 7-74, J. Cook 4-37, D. Knox 4-25, G. Davis 3-37, R. Gilliam 2-22, Q. Morris 2-22, J. Kumerow 2-14, J. Crowder 1-9, Z. Moss 1-6.  
Miami: J. Waddle 4-102, D. Smythe 3-23, T. Hill 2-33, R. Cracraft 1-11, M. Gesicki 1-6, C. Edmonds 1-6, T. Sherfield 1-15.

**SACKS (Sk-Yds):**  
Buffalo: G. Rousseau 1.5-11.5, D. Hamlin 0.5-3.5.  
Miami: M. Ingram 2-10, J. Holland 1.5-7.5, J. Baker 0.5-0.5.

**INTERCEPTIONS (Int-Yds):**  
Buffalo: None.  
Miami: None.

**FORCED FUMBLES:**  
Buffalo: None.  
Miami: J. Holland 1, M. Ingram 1.

**FUMBLE RECOVERIES (No-Yds):**  
Buffalo: None.  
Miami: M. Ingram 1-1.

TEAM STATS	BUF	MIA
<b>TOTAL FIRST DOWNS</b>	<b>31</b>	<b>15</b>
By Rushing	9	4
By Passing	21	8
By Penalty	1	3
<b>THIRD DOWN EFFICIENCY</b>	<b>11-18-61.1%</b>	<b>3-8-37.5%</b>
<b>FOURTH DOWN EFFICIENCY</b>	<b>2-3-66.7%</b>	<b>0-0-0.0%</b>
<b>TOTAL NET YARDS</b>	<b>497</b>	<b>212</b>
Total Offensive Plays	90	39
Average gain per offensive play	5.5	5.4
<b>NET YARDS RUSHING</b>	<b>115</b>	<b>41</b>
Total Rushing Plays	23	17
Average gain per rushing play	5.0	2.4
<b>NET YARDS PASSING</b>	<b>382</b>	<b>171</b>
Sacks-Yards	4-18	2-15
Gross yards passing	400	186
<b>ATTEMPTS-COMPLETIONS-INTS</b>	<b>63-42-0</b>	<b>20-13-0</b>
Avg. gain per pass play	5.7	7.8
<b>PUNTS NUMBER AND AVG.</b>	<b>1-31.0</b>	<b>5-43.6</b>
Net Punting Average	31.0	37.2
<b>TOTAL RETURN YARDAGE</b>	<b>32</b>	<b>0</b>
No. and Yards Punt Returns	3-32	0-0
No. and Yards Kickoff Returns	1-17	3-54
No. and Yards Int. Returns	0-0	0-0
<b>PENALTIES Number and Yards</b>	<b>7-52</b>	<b>4-20</b>
<b>FUMBLES Number and Lost</b>	<b>4-1</b>	<b>0-0</b>
<b>RED ZONE EFFICIENCY</b>	<b>2-4-50%</b>	<b>3-3-100%</b>
<b>GOAL TO GO EFFICIENCY</b>	<b>2-4-50%</b>	<b>2-2-100%</b>
<b>TIME OF POSSESSION</b>	<b>40:40</b>	<b>19:20</b>

<b>MIAMI 15</b>	<b>CINCINNATI 27</b>
-----------------	----------------------

SCORING SUMMARY					
	1	2	3	4	F
Miami	3	9	3	0	15
Cincinnati	7	7	0	13	27

The Miami Dolphins dropped their first game of the season, 27-15, to the Cincinnati Bengals at Paycor Stadium on Thursday night.

Teddy Bridgewater entered the game in relief of quarterback Tua Tagovailoa, who went down in the second quarter. With an opportunity to put Miami ahead in the fourth quarter, a red zone interception thwarted the comeback effort. The reigning AFC champions then scored a touchdown to seal the deal.

Bridgewater went 14-of-23 for 193 yards and one touchdown pass. Tyreek Hill paced all receivers with 160 yards on 10 receptions, including a 64-yard catch.

The Bengals capitalized on receiving the opening kickoff, capping a nine-play drive with running back Joe Mixon's five-yard touchdown rush. Kicker Jason Sanders drilled a 23-yard field goal on Miami's first offensive possession to make it 7-3. Tagovailoa threw back-to-back passes of 20+ yards to Hill and wide receiver Jaylen Waddle to set up the kick.

Cincinnati threatened again early in the second quarter after snagging an interception, but the Dolphins defense stuffed a toss to Mixon on fourth-and-1 to turn the ball over on downs at Miami's 24-yard line.

The Dolphins capitalized on the stop and marched down the field with the help of Hill's 17-yard reception. Sanders then nailed his second field goal of the night, this one from 48 yards, to narrow the gap at 7-6.

When Miami regained possession after a three-and-out, Tagovailoa went down. Bridgewater replaced him and immediately threw a 16-yard strike to receiver Trent Sherfield, setting Miami up for a 52-yard field goal attempt that was blocked. Cincinnati built off the momentum with a 59-yard touchdown pass to receiver Tee Higgins moments later.

Down 14-6, Bridgewater led a 75-yard touchdown drive in under three minutes. Facing pressure on third-and-5 in the red zone, the seven-year NFL veteran extended the play by scrambling to his right and firing a 12-yard pass to Sherfield for a first down. On the next play, running back Chase Edmonds found the end zone on a seven-yard shovel pass.

The Dolphins trailed 14-12 at halftime after missing the extra point. Both teams' offenses stalled in the third quarter until Bridgewater went deep for a 64-yard completion to Hill, who made a juggling catch after beating his defender in single coverage over the middle of the field, that put Miami on Cincinnati's five-yard line. The Dolphins took their first lead a few plays later on a 20-yard field goal.

Miami's defense had Bengals fans groaning in the third quarter, as it allowed 54 yards of total offense and 0 points, which led to two punts.

But Cincinnati turned the tide on the first play of the fourth quarter as quarterback Joe Burrow unleashed a 43-yard pass to receiver Tyler Boyd that put the Bengals at first-and-goal. The Dolphins defense didn't back down, forcing a field goal with a stop on third-and-goal at the one-yard line.

Cincinnati's 17-15 lead was extended when kicker Evan McPherson nailed a 57-yard field goal with 6:17 remaining in the game, and the Bengals were able to hold onto it.

SCORING DRIVES

TEAM	QTR	TIME	PLAY (EXTRA POINT) (DRIVE INFO)	MIA	CIN
Bengals	1	10:19	J.Mixon 5 yd. run (E.McPherson kick) (9-75, 4:41)	0	7
Dolphins	1	6:05	J.Sanders 23 yd. Field Goal (9-70, 4:14)	3	7
Dolphins	2	7:31	J.Sanders 48 yd. Field Goal (8-46, 3:08)	6	7
Bengals	2	2:50	T.Higgins 59 yd. pass from J.Burrow (E.McPherson kick) (3-58, 1:32)	6	14
Dolphins	2	0:09	C.Edmonds 7 yd. pass from T.Bridgewater (kick failed, hru) (9-75, 2:41)	12	14
Dolphins	3	2:40	J.Sanders 20 yd. Field Goal (7-88, 3:38)	15	14
Bengals	4	12:00	E.McPherson 19 yd. Field Goal (9-74, 5:40)	15	17
Bengals	4	6:13	E.McPherson 57 yd. Field Goal (8-33, 3:36)	15	20
Bengals	4	1:52	H.Hurst 2 yd. pass from J.Burrow (E.McPherson kick) (5-45, 1:13)	15	27

GAME STATISTICS

<b>RUSHING (Att-Yds-TD):</b>	Miami: R. Mostert 15-69, T. Bridgewater 1-11, C. Edmonds 5-6, T. Hill 1(-1). Cincinnati: J. Mixon 24-61-1, J. Burrow 5-6, S. Perine 1-0.
<b>PASSING (A-C-Y-TD-I):</b>	Miami: T. Bridgewater 23-14-193-1-1, T. Tagovailoa 14-8-110-0-1. Cincinnati: J. Burrow 31-20-287-2-0, T. Boyd 1-1-23-0-0.
<b>RECEIVING (Rec-Yds-TD):</b>	Miami: T. Hill 10-160, T. Sherfield 4-55, J. Waddle 2-39, M. Gesicki 2-23, C. Edmonds 2-14-1, R. Mostert 2-12. Cincinnati: T. Higgins 7-124-1, J. Chase 4-81, J. Mixon 4-13, H. Hurst 3-27-1, T. Boyd 2-47, M. Wilcox 1-18.
<b>SACKS (Sk-Yds):</b>	Miami: J. Phillips 1-6. Cincinnati: J. Tupou 1-10.
<b>INTERCEPTIONS (Int-Yds):</b>	Miami: None. Cincinnati: V. Bell 2-46.
<b>FORCED FUMBLES:</b>	Miami: None. Cincinnati: None.
<b>FUMBLE RECOVERIES (No-Yds):</b>	Miami: None. Cincinnati: None.

TEAM STATS	MIA	CIN
<b>TOTAL FIRST DOWNS</b>	20	16
By Rushing	3	4
By Passing	13	11
By Penalty	4	1
<b>THIRD DOWN EFFICIENCY</b>	2-10-20.0%	8-15-53.3%
<b>FOURTH DOWN EFFICIENCY</b>	0-1-0.0%	0-1-0.0%
<b>TOTAL NET YARDS</b>	378	371
Total Offensive Plays	60	63
Average gain per offensive play	6.3	5.9
<b>NET YARDS RUSHING</b>	85	67
Total Rushing Plays	22	30
Average gain per rushing play	3.9	2.2
<b>NET YARDS PASSING</b>	293	304
Sacks-Yards	1-10	1-6
Gross yards passing	303	310
<b>ATTEMPTS-COMPLETIONS-INTS</b>	37-22-2	32-21-0
Avg. gain per pass play	7.7	9.2
<b>PUNTS NUMBER AND AVG.</b>	3-50.0	4-39.8
Net Punting Average	42.3	38.3
<b>TOTAL RETURN YARDAGE</b>	6	69
No. and Yards Punt Returns	1-6	1-23
No. and Yards Kickoff Returns	2-42	0-0
No. and Yards Int. Returns	0-0	2-46
<b>PENALTIES Number and Yards</b>	6-41	6-74
<b>FUMBLES Number and Lost</b>	0-0	0-0
<b>RED ZONE EFFICIENCY</b>	1-3-33%	2-3-67%
<b>GOAL TO GO EFFICIENCY</b>	1-2-50%	1-2-50%
<b>TIME OF POSSESSION</b>	28:25	31:35

<b>MIAMI 17</b>	<b>N.Y. JETS 40</b>
-----------------	---------------------

SCORING SUMMARY					
	1	2	3	4	F
Miami	0	14	3	0	17
N.Y. Jets	5	14	0	21	40

The Miami Dolphins were not able to overcome the New York Jets, falling 40-17 to their division foes.

After rookie quarterback Skylar Thompson replaced Teddy Bridgewater after he went down on Miami's first drive, the Dolphins turned to running back Raheem Mostert. The New Smyrna Beach, Florida native rushed for 113 yards and one touchdown, becoming the first Dolphin to hit the 100-yard rushing mark this season.

Thompson finished with 166 passing yards and an interception in his NFL debut. Tyreek Hill led all receivers with seven receptions for 47 yards.

With quarterback Tua Tagovailoa out due to injury, Teddy Bridgewater became the second Dolphin from Miami-Dade County to start at quarterback, but it was short-lived. Cornerback Sauce Gardner hit the seven-year NFL veteran in the end zone on Miami's first offensive play of the game, forcing him to flog a last-second pass. Intentional grounding was called, resulting in a safety. Bridgewater left the game with an elbow injury and was evaluated for a head injury but did not return.

As Thompson acclimated himself to Miami's offense, New York capitalized on the Dolphins' offensive woes. The Jets built up a 12-0 second-quarter lead thanks to a 34-yard field goal and a 79-yard pass to running back Brecee Hall that set up a one-yard touchdown rush by Michael Carter.

Mostert highlighted the first half for Miami, rushing for 77 yards in the half, including a 12-yard touchdown run where he turned the corner on the right sideline to make it 12-7 in the second quarter.

When the Jets scored another touchdown, Thompson started to find his footing. On the last drive of the half, the Dolphins marched 75 yards down the field in 2:34 to score. A direct snap to tight end Durham Smythe on second-and-goal from the one made it 19-14 in favor of the Jets at halftime.

Mostert hit the 100-yard rushing mark in the third quarter with a 20-yard run that brought Miami past midfield. Kicker Jason Sanders nailed a 46-yard field goal that cut the Dolphins' deficit to two.

Miami's defense held New York scoreless in the third, allowing just 50 yards of total offense. Safety Brandon Jones registered the Dolphins' second sack of the game as he took down quarterback Zach Wilson for a 17-yard loss.

After Miami missed a 54-yard field goal attempt in the fourth quarter, the Jets capitalized on the field position. Carter found the end zone on a one-yard rush to make it a two-possession game with 9:22 remaining. Thompson fumbled on the ensuing drive, and the Jets recovered at Miami's five-yard line, scoring a touchdown on the next play. New York ended the game with 21 unanswered points.

SCORING DRIVES						
TEAM	QTR	TIME	PLAY (EXTRA POINT)	(DRIVE INFO)	MIA	NYJ
Jets	1	12:38	Penalty on T.Bridgewater enforced in end zone for a Safety		0	2
Jets	1	3:07	G.Zuerlein 34 yd. Field Goal (7-56, 3:32)		0	5
Jets	2	14:56	Mi.Carter 1 yd. run (G.Zuerlein kick) (2-80, 0:56)		0	12
Dolphins	2	9:55	R.Mostert 12 yd. run (J.Sanders kick) (8-75, 5:01)		7	12
Jets	2	2:38	Z.Wilson 5 yd. run (G.Zuerlein kick) (9-53, 5:22)		7	19
Dolphins	2	0:04	D.Smythe 1 yd. run (J.Sanders kick) (11-75, 2:34)		14	19
Dolphins	3	8:40	J.Sanders 46 yd. Field Goal (11-47, 6:20)		17	19
Jets	4	9:22	Mi.Carter 1 yd. run (G.Zuerlein kick) (7-56, 3:53)		17	26
Jets	4	9:08	Br.Hall 5 yd. run (G.Zuerlein kick) (1-5, 0:05)		17	33
Jets	4	4:24	B.Berrios 15 yd. run (G.Zuerlein kick) (5-30, 3:07)		17	40

**GAME STATISTICS**

**RUSHING (Att-Yds-TD):**  
 Miami: R. Mostert 18-113-1, T. Hill 2-13, M. Gaskin 4-9, C. Edmonds 1-1, D. Smythe 1-1-1.  
 N.Y. Jets: Br. Hall 18-97-1, Mi. Carter 10-21-2, B. Berrios 1-15-1, Z. Wilson 4-2-1.

**PASSING (A-C-Y-TD-I):**  
 Miami: S. Thompson 33-19-166-0-1, T. Bridgewater 1-0-0-0-0.  
 N.Y. Jets: Z. Wilson 21-14-210-0-0.

**RECEIVING (Rec-Yds-TD):**  
 Miami: T. Hill 7-47, M. Gaskin 3-24, J. Waddle 3-23, C. Wilson 2-20, M. Gesicki 1-30, R. Mostert 1-9, D. Smythe 1-8, T. Sherfield 1-5.  
 N.Y. Jets: G. Wilson 3-27, Br. Hall 2-100, C. Davis 2-38, Mi. Carter 2-12, C. Uzomah 2-12, E. Moore 1-11, J. Smith 1-11, B. Berrios 1-(-1).

**SACKS (Sk-Yds):**  
 Miami: Br. Jones 1-17, J. Baker 1-6.  
 N.Y. Jets: C. Lawson 1-3, J. Franklin-Myers 0.5-2.5, Q. Williams 0.5-2.5.

**INTERCEPTIONS (Int-Yds):**  
 Miami: None.  
 N.Y. Jets: A. Gardner 1-3.

**FORCED FUMBLES:**  
 Miami: None.  
 N.Y. Jets: C. Lawson 1.

**FUMBLE RECOVERIES (No-Yds):**  
 Miami: None.  
 N.Y. Jets: Q. Williams 1-12.

TEAM STATS	MIA	NYJ
<b>TOTAL FIRST DOWNS</b>	<b>19</b>	<b>21</b>
By Rushing	8	8
By Passing	8	9
By Penalty	3	4
<b>THIRD DOWN EFFICIENCY</b>	<b>4-11-36.4%</b>	<b>5-11-45.5%</b>
<b>FOURTH DOWN EFFICIENCY</b>	<b>0-2-0.0%</b>	<b>0-1-0.0%</b>
<b>TOTAL NET YARDS</b>	<b>295</b>	<b>322</b>
Total Offensive Plays	62	56
Average gain per offensive play	4.8	5.8
<b>NET YARDS RUSHING</b>	<b>137</b>	<b>135</b>
Total Rushing Plays	26	33
Average gain per rushing play	5.3	4.1
<b>NET YARDS PASSING</b>	<b>158</b>	<b>187</b>
Sacks-Yards	2-8	2-23
Gross yards passing	166	210
<b>ATTEMPTS-COMPLETIONS-INTS</b>	<b>34-19-1</b>	<b>21-14-0</b>
Avg. gain per pass play	4.4	8.1
<b>PUNTS NUMBER AND AVG.</b>	<b>3-43.7</b>	<b>4-46.3</b>
Net Punting Average	43.7	46.8
<b>TOTAL RETURN YARDAGE</b>	<b>-2</b>	<b>3</b>
No. and Yards Punt Returns	1-2	0-0
No. and Yards Kickoff Returns	0-0	3-67
No. and Yards Int. Returns	0-0	1-3
<b>PENALTIES Number and Yards</b>	<b>11-102</b>	<b>5-105</b>
<b>FUMBLES Number and Lost</b>	<b>1-1</b>	<b>0-0</b>
<b>RED ZONE EFFICIENCY</b>	<b>2-3-67%</b>	<b>5-6-83%</b>
<b>GOAL TO GO EFFICIENCY</b>	<b>1-1-100%</b>	<b>4-4-100%</b>
<b>TIME OF POSSESSION</b>	<b>29:02</b>	<b>30:58</b>

SCORING SUMMARY

	1	2	3	4	F
Minnesota	0	10	0	14	24
Miami	0	3	0	13	16

MINNESOTA 24

MIAMI 16

SCORING DRIVES

TEAM	QTR	TIME	PLAY (EXTRA POINT)	(DRIVE INFO)	MIN	MIA
Dolphins	2	6:05	J.Sanders 44 yd. Field Goal	(9-36, 5:33)	0	3
Vikings	2	2:32	I.Smith 1 yd. pass from K.Cousins	(G.Joseph kick) (7-75, 3:33)	7	3
Vikings	2	0:00	G.Joseph 34 yd. Field Goal	(3-26, 0:18)	10	3
Vikings	4	14:13	A.Thielen 2 yd. pass from K.Cousins	(kick failed, wr) (7-73, 4:09)	16	3
Dolphins	4	10:04	M.Gesicki 4 yd. pass from T.Bridgewater	(J.Sanders kick) (7-75, 4:09)	16	10
Vikings	4	3:15	D.Cook 53 yd. run	(K.Cousins-A.Thielen pass) (2-59, 0:55)	24	10
Dolphins	4	1:24	M.Gesicki 3 yd. pass from T.Bridgewater	(pass failed) (6-83, 1:13)	24	16

A big play by the Vikings defense proved to be the difference in a game that featured several defensive stands and 16 punts. With the game out of reach, the Dolphins lost to the Minnesota Vikings 24-16 at Hard Rock Stadium.

After scoring a touchdown and forcing a three-and-out, Miami had an opportunity to take the lead late in the fourth quarter. Instead, Vikings safety Harrison Smith forced a fumble by wide receiver Jaylen Waddle deep in Minnesota territory. The Vikings followed with a touchdown and took control of the game.

Rookie quarterback Skylar Thompson made his first career NFL start but was replaced by Teddy Bridgewater in the first half after injuring his right thumb. Bridgewater threw for 329 yards with two touchdowns and two interceptions.

Receiver Tyreek Hill had a team-high 177 yards, breaking the franchise record for most receiving yards through the first six games of the season (701). Tight end Mike Gesicki had two touchdown receptions.

Neither team scored in the first half until a Jason Sanders 44-yard field goal with 6:05 left in the second quarter put Miami on the board.

After Teddy Bridgewater replaced Thompson on the drive and completed his first pass, a 17-yard strike to tight end Mike Gesicki, running back Raheem Mostert rushed for 18 yards on four carries to put Miami in field goal range.

The Dolphins defense allowed no first downs and only 15 yards on Minnesota's first four drives.

Minnesota found the end zone with 2:32 remaining in the second. Quarterback Kirk Cousins threw a one-yard touchdown pass to tight end Irv Smith Jr. to put the Vikings up 7-3.

Miami had an opportunity to narrow the gap on the ensuing drive, but Sanders missed a 52-yard field goal wide right.

With 23 seconds left before halftime, Bridgewater threw an interception over the middle of the field that led to a 34-yard field goal by Minnesota kicker Greg Joseph. The Vikings led 10-3 at the half.

The third quarter was similar to the first, featuring zero points and six punts.

But both offenses eventually found their footing in the fourth. The Vikings opened the quarter with a two-yard touchdown pass to receiver Adam Thielen. Joseph missed the extra point, though, making it 16-3.

Bridgewater then led a seven-play, 75-yard touchdown drive to make it a one-possession game. First, he found Hill over the middle for a catch and run that gained 28 yards. In the red zone, Bridgewater scrambled to his right on second down for 10 yards and then threw a four-yard touchdown pass on the next play to Gesicki, his first touchdown of the game.

But Waddle fumbled soon after and the Vikings quickly scored a touchdown with 3:15 left in the fourth, effectively ending the game.

Bridgewater threw one more touchdown pass to Gesicki with 1:31 remaining, capping an 83-yard drive that lasted just over a minute, but the Dolphins fell short.

GAME STATISTICS

RUSHING (Att-Yds-TD):

Minnesota: D. Cook 13-77-1, A. Mattison 1-3, C. Ham 1-3, K. Cousins 2(-5).  
Miami: R. Mostert 14-49, T. Bridgewater 1-10, S. Thompson 1-9, C. Edmonds 2-3, A. Ingold 1-2, C. Fejedelem 1-0.

PASSING (A-C-Y-TD-I):

Minnesota: K. Cousins 30-20-175-2-0.  
Miami: T. Bridgewater 34-23-329-2-2, S. Thompson 13-7-89-0-0.

RECEIVING (Rec-Yds-TD):

Minnesota: J. Jefferson 6-107, A. Thielen 4-36-1, I. Smith 4-7-1, K. Osborn 3-18, J. Mundt 2-1, D. Cook 1-6.  
Miami: T. Hill 12-177, J. Waddle 6-129, M. Gesicki 6-69-2, C. Edmonds 2-28, A. Ingold 2-10, T. Sherfield 1-6, R. Mostert 1(-1).

SACKS (Sk-Yds):

Minnesota: Z. Smith 2-0-16.0, P. Jones 2-0-11.0, D. Hunter 1-0-6.0, J. Hlicks 1-0-0.0.  
Miami: E. Roberts 1.5-10.0, R. Davis 1-0-7.0, J. Phillips 0.5-2.0.

INTERCEPTIONS (Int-Yds):

Minnesota: H. Smith 1-0, P. Peterson 1-6.  
Miami: None.

FORCED FUMBLES:

Minnesota: H. Smith 1.  
Miami: None.

FUMBLE RECOVERIES (No-Yds):

Minnesota: C. Bynum 1-15.  
Miami: None.

TEAM STAT	MIN	MIA
<b>TOTAL FIRST DOWNS</b>	<b>11</b>	<b>23</b>
By Rushing	2	5
By Passing	7	18
By Penalty	2	0
<b>THIRD DOWN EFFICIENCY</b>	<b>2-12-16.7%</b>	<b>4-14-28.6%</b>
<b>FOURTH DOWN EFFICIENCY</b>	<b>0-0-0.0%</b>	<b>1-2-50.0%</b>
<b>TOTAL NET YARDS</b>	<b>234</b>	<b>458</b>
Total Offensive Plays	50	73
Average gain per offensive play	4.7	6.3
<b>NET YARDS RUSHING</b>	<b>78</b>	<b>73</b>
Total Rushing Plays	17	20
Average gain per rushing play	4.6	3.7
<b>NET YARDS PASSING</b>	<b>156</b>	<b>385</b>
Sacks-Yards	3-19	6-33
Gross yards passing	175	418
<b>ATTEMPTS-COMPLETIONS-INTS</b>	<b>30-20-0</b>	<b>47-30-2</b>
Avg. gain per pass play	4.7	7.3
<b>PUNTS NUMBER AND AVG.</b>	<b>10-44.1</b>	<b>6-51.2</b>
Net Punting Average	43.9	41.8
<b>TOTAL RETURN YARDAGE</b>	<b>42</b>	<b>2</b>
No. and Yards Punt Returns	3-36	3-2
No. and Yards Kickoff Returns	0-0	1-25
No. and Yards Int. Returns	2-6	0-0
<b>PENALTIES Number and Yards</b>	<b>2-20</b>	<b>10-97</b>
<b>FUMBLES Number and Lost</b>	<b>1-0</b>	<b>2-1</b>
<b>RED ZONE EFFICIENCY</b>	<b>2-3-67%</b>	<b>2-2-100%</b>
<b>GOAL TO GO EFFICIENCY</b>	<b>2-2-100%</b>	<b>2-2-100%</b>
<b>TIME OF POSSESSION</b>	<b>24:31</b>	<b>35:29</b>



PITTSBURGH 10

MIAMI 16

## SCORING SUMMARY

	1	2	3	4	F
Pittsburgh	0	10	0	0	10
Miami	13	3	0	0	16

Tua Tagovailoa threw for 261 yards and one touchdown in his return and the Miami Dolphins held on for a 16-10 victory over the Pittsburgh Steelers at Hard Rock Stadium.

On Miami's opening possession, Dolphins fans – still buzzing from Mercury Morris' pregame chant and a hype video featuring both the 1972 and 2022 Dolphins – erupted with each Tagovailoa completion.

First it was 20 yards to wide receiver Jaylen Waddle. Then, a 17-yard completion to Tyeek Hill followed by an 18-yard pass to tight end Mike Gesicki. Three plays later, Tagovailoa found running back Raheem Mostert for an eight-yard touchdown.

Miami maintained the momentum as the defense got stops and the offense continued to move the ball down the field.

Jason Sanders converted field goals of 24 and 42 yards on Miami's next two possessions to extend the lead to 13-0.

The defense matched the offense's intensity, holding Pittsburgh (2-5) to just 35 total yards of offense in the first quarter.

But the Steelers didn't flinch. Facing a 13-point deficit, rookie quarterback Kenny Pickett led back-to-back scoring drives to cut Miami's lead to three, 13-10.

After a 45-yard field goal from Chris Boswell, Pickett orchestrated a methodical 13-play, 86-yard drive capped by a seven-yard touchdown pass to fellow rookie George Pickens with just under two minutes to play in the half.

The Dolphins responded before the break as Sanders nailed a 47-yard field goal, his third of the half, to put Miami ahead 16-10.

In the second half, the Dolphins defense took over. Back-to-back tackles for loss from second-year linebacker Jaelen Phillips helped force a three-and-out on Pittsburgh's opening drive. That was the first of five straight Steelers drives that lasted no longer than five plays and all ended in punts.

Miami called on its defense two more times in the final minutes to help seal the victory and they answered.

On third-and-16, safety Jevon Holland jumped in front of a pass intended for Pittsburgh wide receiver Diontae Johnson. A subsequent three-and-out from Miami's offense put the defense back on the field to get one more game-winning stop.

On the 10th play of a drive that began at the Pittsburgh 13-yard line, third-year cornerback Noah Igbinoghene pulled off an acrobatic, toe-tap interception in the end zone to secure the victory. It was the first interception of his career.

Tagovailoa took the field one last time to kneel out the clock. The crowd roared and the Dolphins held on for their fourth win of the season.

## SCORING DRIVES

TEAM	QTR	TIME	PLAY (EXTRA POINT)	(DRIVE INFO)	PIT	MIA
Dolphins	1	10:45		R.Mostert 8 yd. pass from T.Tagovailoa (J.Sanders kick) (9-71, 4:15)	0	7
Dolphins	1	5:32		J.Sanders 24 yd. Field Goal (8-59, 3:59)	0	10
Dolphins	1	2:27		J.Sanders 42 yd. Field Goal (7-30, 2:12)	0	13
Steelers	2	11:44		C.Boswell 45 yd. Field Goal (12-48, 5:43)	3	13
Steelers	2	1:50		G.Pickens 7 yd. pass from K.Pickett (C.Boswell kick) (13-86, 7:29)	10	13
Dolphins	2	0:02		J.Sanders 47 yd. Field Goal (8-56, 1:48)	10	16

## GAME STATISTICS

## RUSHING (Att-Yds-TD):

Pittsburgh: N. Harris 17-65, K. Pickett 3-20, J. Warren 2-7, D. Johnson 1-3.

Miami: R. Mostert 16-79, C. Edmonds 7-17, T. Tagovailoa 4-15.

## PASSING (A-C-Y-TD-I):

Pittsburgh: K. Pickett 44-32-257-1-0.

Miami: T. Tagovailoa 35-21-261-1-0.

## RECEIVING (Rec-Yds-TD):

Pittsburgh: P. Freiermuth 8-75, G. Pickens 6-61-1, D. Johnson 5-42, C. Claypool 5-41, N. Harris 3-15, J. Warren 2-17, Z. Gentry 2-0, C. Heyward 1-6.

Miami: T. Hill 7-72, J. Waddle 4-88, R. Mostert 4-30-1, T. Sherfield 3-44, M. Gesicki 3-27.

## SACKS (Sk-Yds):

Pittsburgh: None.

Miami: J. Phillips 1.5-11.0, C. Wilkins 0.5-0.0.

## INTERCEPTIONS (Int-Yds):

Pittsburgh: None.

Miami: J. Holland 1-33, Bethel 1-11, N. Igbinoghene 1-0.

## FORCED FUMBLES:

Pittsburgh: None.

Miami: None.

## FUMBLE RECOVERIES (No-Yds):

Pittsburgh: None.

Miami: None.

TEAM STATS	PIT	MIA
<b>TOTAL FIRST DOWNS</b>	<b>19</b>	<b>17</b>
By Rushing	4	5
By Passing	14	12
By Penalty	1	0
<b>THIRD DOWN EFFICIENCY</b>	<b>4-14-28.6%</b>	<b>4-14-28.6%</b>
<b>FOURTH DOWN EFFICIENCY</b>	<b>2-2-100.0%</b>	<b>0-1-0.0%</b>
<b>TOTAL NET YARDS</b>	<b>341</b>	<b>372</b>
Total Offensive Plays	69	62
Average gain per offensive play	4.9	6.0
<b>NET YARDS RUSHING</b>	<b>95</b>	<b>111</b>
Total Rushing Plays	23	27
Average gain per rushing play	4.1	4.1
<b>NET YARDS PASSING</b>	<b>246</b>	<b>261</b>
Sacks-Yards	2-11	0-0
Gross yards passing	257	261
<b>ATTEMPTS-COMPLETIONS-INTS</b>	<b>44-32-3</b>	<b>35-21-0</b>
Avg. gain per pass play	5.3	7.5
<b>PUNTS NUMBER AND AVG.</b>	<b>6-41.8</b>	<b>6-42.7</b>
Net Punting Average	41.7	39.5
<b>TOTAL RETURN YARDAGE</b>	<b>19</b>	<b>45</b>
No. and Yards Punt Returns	3-19	1-1
No. and Yards Kickoff Returns	2-35	2-28
No. and Yards Int. Returns	0-0	3-44
<b>PENALTIES Number and Yards</b>	<b>5-40</b>	<b>5-30</b>
<b>FUMBLES Number and Lost</b>	<b>0-0</b>	<b>0-0</b>
<b>RED ZONE EFFICIENCY</b>	<b>1-2-50%</b>	<b>1-3-33%</b>
<b>GOAL TO GO EFFICIENCY</b>	<b>1-1-100%</b>	<b>0-0-0%</b>
<b>TIME OF POSSESSION</b>	<b>33:16</b>	<b>26:44</b>

<b>MIAMI 31</b>	<b>DETROIT 27</b>
-----------------	-------------------

The Miami Dolphins offense found a rhythm, totaling 476 yards in a 31-27 victory over the Detroit Lions for their second win in a row.

Quarterback Tua Tagovailoa had one of the best games of his career, throwing for 382 yards and three touchdowns on 29-of-36 passes to overcome a 10-point second-half deficit.

Wide receivers Tyreek Hill and Jaylen Waddle each finished with over 100 yards receiving, with Hill having a game-high 188 yards on 12 receptions. Running back Raheem Mostert added 64 rushing yards on 4.6 yards per carry.

Entering the matchup, Miami had 26 receptions of 20 yards or more, fourth-most in the NFL. Hill had three of his own in the first half, along with 142 receiving yards.

In the second half, Miami's defense held the Lions to zero points and 67 yards as the Dolphins outscored them 14-0 in the final 30 minutes.

The Dolphins struggled early, quickly finding themselves in a 14-0 hole after Detroit scored on its first two drives – a seven-yard rushing touchdown by Jamaal Williams and a seven-yard touchdown catch by fellow running back D'Andre Swift, respectively.

Tagovailoa completed his first seven passes for 72 yards in the Dolphins' first offensive possession, but the drive ended with a fumble at the Detroit 22.

Wide receiver Jaylen Waddle exploded for two touchdown grabs in the first half to get Miami back in the game.

After receiver Tyreek Hill converted a third-and-13 with a 36-yard catch through two defenders, Tagovailoa found Waddle for a five-yard touchdown pass to make it 14-7 at the end of the first quarter.

When the Lions extended their lead to 21-7 early in the second quarter, the Dolphins responded. Tagovailoa heaved a 46-yard pass that Hill went airborne to grab. Waddle capped off the drive with a 29-yard touchdown reception.

Next, both teams traded field goals, with Miami kicker Jason Sanders nailing a 45-yarder. Detroit then hit another field goal as time expired to take a 27-17 lead into halftime.

The Dolphins scored 14 unanswered in the third quarter to take their first lead of the game. Miami opened the half with a nine-play, 75-yard drive that ended with fullback Alec Ingold's first career rushing touchdown. He took a direct snap at the one-yard line for the score.

With 5:28 left in the third, Tagovailoa orchestrated a 67-yard drive that saw him convert a third-and-6 with an 18-yard scramble. Tight end Mike Gesicki put Miami ahead, 31-27, with an 11-yard touchdown grab, his fourth of the season.

In the fourth quarter, the Dolphins' defense stood strong. Defensive lineman Zach Sieler sacked quarterback Jared Goff on third-and-9 to end a Detroit drive, before Goff's pass fell incomplete on fourth-and-1 on the Lions' next possession to effectively end the game.

SCORING SUMMARY					
	1	2	3	4	F
Miami	7	10	14	0	31
Detroit	14	13	0	0	27

SCORING DRIVES						
TEAM	QTR	TIME	PLAY (EXTRA POINT)	(DRIVE INFO)	MIA	DET
Lions	1	12:59	Ja.Williams 7 yd. run	(M.Badgley kick) (5-75, 2:01)	0	7
Lions	1	5:36	D.Swift 7 yd. pass from J.Goff	(M.Badgley kick) (6-78, 2:31)	0	14
Dolphins	1	0:50	J.Waddle 5 yd. pass from T.Tagovailoa	(J.Sanders kick) (9-80, 4:46)	7	14
Lions	2	13:46	Ja.Williams 1 yd. run	(M.Badgley kick) (6-75, 2:04)	7	21
Dolphins	2	11:30	J.Waddle 29 yd. pass from T.Tagovailoa	(J.Sanders kick) (4-75, 2:16)	14	21
Lions	2	7:02	M.Badgley 42 yd. Field Goal	(11-51, 4:28)	14	24
Dolphins	2	2:06	J.Sanders 45 yd. Field Goal	(11-48, 4:56)	17	24
Lions	2	0:00	M.Badgley 26 yd. Field Goal	(11-67, 2:06)	17	27
Dolphins	3	9:11	A.Ingold 1 yd. run	(J.Sanders kick) (9-75, 5:49)	24	27
Dolphins	3	0:12	M.Gesicki 11 yd. pass from T.Tagovailoa	(J.Sanders kick) (9-67, 5:04)	31	27

### GAME STATISTICS

<b>RUSHING (Att-Yds-TD):</b>	Miami: R. Mostert 14-64, T. Tagovailoa 5-19, C. Edmonds 4-14, T. Hill 1-7, S. Ahmed 1-2, A. Ingold 1-1-1. Detroit: Ja. Williams 10-53-2, C. Moore 1-13, C. Reynolds 2-7, D. Swift 5-6, J. Goff 1-3.
<b>PASSING (A-C-Y-TD-I):</b>	Miami: T. Tagovailoa 36-29-382-3-0. Detroit: J. Goff 37-27-321-1-0.
<b>RECEIVING (Rec-Yds-TD):</b>	Miami: T. Hill 12-188, J. Waddle 8-106-2, M. Gesicki 3-38-1, T. Sherfield 2-25, B. Sanders 2-17, A. Ingold 1-5, R. Mostert 1-3. Detroit: A. St. Brown 7-69, D. Swift 5-27-1, T. Hockenson 3-80, K. Raymond 3-76, Ja. Williams 3-23, J. Reynolds 2-14, J. Mitchell 1-14, M. Alexander 1-7, B. Wright 1-6, J. Goff 1-5.
<b>SACKS (Sk-Yds):</b>	Miami: Z. Sieler 1.0-10.0. Detroit: M. Rodriguez 1.0-8.0, J. Hughes 1.0-5.0.
<b>INTERCEPTIONS (Int-Yds):</b>	Miami: None. Detroit: None.
<b>FORCED FUMBLES:</b>	Miami: None. Detroit: K. Joseph 1.
<b>FUMBLE RECOVERIES (No-Yds):</b>	Miami: None. Detroit: M. Rodriguez 1-2.

<b>TEAM STATS</b>	<b>MIA</b>	<b>DET</b>
<b>TOTAL FIRST DOWNS</b>	<b>27</b>	<b>22</b>
By Rushing	8	7
By Passing	18	13
By Penalty	1	2
<b>THIRD DOWN EFFICIENCY</b>	<b>8-12-66.7%</b>	<b>4-9-44.4%</b>
<b>FOURTH DOWN EFFICIENCY</b>	<b>1-1-100.0%</b>	<b>1-2-50.0%</b>
<b>TOTAL NET YARDS</b>	<b>476</b>	<b>393</b>
Total Offensive Plays	64	57
Average gain per offensive play	7.4	6.9
<b>NET YARDS RUSHING</b>	<b>107</b>	<b>82</b>
Total Rushing Plays	26	19
Average gain per rushing play	4.1	4.3
<b>NET YARDS PASSING</b>	<b>369</b>	<b>311</b>
Sacks-Yards	2-13	1-10
Gross yards passing	382	321
<b>ATTEMPTS-COMPLETIONS-INTS</b>	<b>36-29-0</b>	<b>37-27-0</b>
Avg. gain per pass play	9.7	8.2
<b>PUNTS NUMBER AND AVG.</b>	<b>1-38.0</b>	<b>2-58.5</b>
Net Punting Average	34.0	46.5
<b>TOTAL RETURN YARDAGE</b>	<b>24</b>	<b>4</b>
No. and Yards Punt Returns	2-24	1-4
No. and Yards Kickoff Returns	1-13	1-17
No. and Yards Int. Returns	0-0	0-0
<b>PENALTIES Number and Yards</b>	<b>7-55</b>	<b>6-30</b>
<b>FUMBLES Number and Lost</b>	<b>1-1</b>	<b>0-0</b>
<b>RED ZONE EFFICIENCY</b>	<b>3-3-100%</b>	<b>3-4-75%</b>
<b>GOAL TO GO EFFICIENCY</b>	<b>2-2-100%</b>	<b>2-2-100%</b>
<b>TIME OF POSSESSION</b>	<b>34:22</b>	<b>25:38</b>

<b>MIAMI 35</b>	<b>CHICAGO 32</b>
-----------------	-------------------

SCORING SUMMARY					
	1	2	3	4	F
Miami	7	14	14	0	35
Chicago	3	14	8	7	32

Quarterback Tua Tagovailoa threw three touchdown passes for the second straight game as the Miami Dolphins grinded out a 35-32 win over the Chicago Bears.

Miami's offense totaled 379 yards, as the NFL's most productive receiving duo, Tyreek Hill and Jaylen Waddle, each finished with a touchdown reception, along with 143 and 85 receiving yards, respectively.

Newly acquired running back Jeff Wilson Jr. shined in his first game as a Dolphin, with 51 rushing yards and a touchdown catch.

But when the offense stalled in the fourth quarter, it was Miami's defense that stepped up. Down 35-32 in the game's final eight minutes, Chicago quarterback Justin Fields had two opportunities to lead game-winning drives.

Instead, linebacker Melvin Ingram recorded Miami's first sack of the game to sabotage a Bears' drive that eventually ended in a punt with 3:10 remaining. When Chicago regained the ball after a Dolphins three-and-out, Fields' pass fell incomplete on fourth-and-10 to seal the game.

Chicago scored 17 points in the first half, but did not keep up with the Dolphins high-flying offense, which led the NFL with 2,455 passing yards entering Sunday's game. Tagovailoa completed his first nine passes for 119 yards on Miami's first two possessions.

Running back Raheem Mostert found the end zone on the Dolphins' opening drive with a one-yard rush. A pass interference call on Chicago gave Miami 32 yards and set up the score.

On the Dolphins' ensuing possession, Hill and Waddle each recorded a catch of 25+ yards, with Hill capping off the drive by snagging a three-yard touchdown reception, his third of the year.

Miami's special teams gave the Dolphins more points in the second quarter when linebacker Jaelan Phillips rushed through the Bears' front to block a punt. Fellow linebacker Andrew Van Ginkel then scooped up the ball for a 25-yard score to put the Dolphins up 21-10. It was the longest blocked punt return for a touchdown in franchise history.

Chicago responded with a lengthy touchdown drive, and Miami's offense got to work once again with less than two minutes left in the first half. Hill eclipsed 1,000 receiving yards for the third consecutive year after a 39-yard catch-and-run down the right sideline. After a missed 29-yard field goal attempt, Miami led 21-17 at halftime. But the Dolphins needed only 2:13 to add to their lead in the second half, going ahead 28-17 on Waddle's 18-yard touchdown catch. Wilson got involved on the drive with a 28-yard rush, tying Miami's longest run from scrimmage this season.

Fields' 61-yard touchdown run cut Miami's lead to three, but the Bears' defense continued to have no answer for the Dolphins. Tagovailoa marched 75 yards down the field on the next possession and tossed his third touchdown pass to Wilson to put the Dolphins up 35-25 with 6:02 left in the third quarter. The Bears scored a touchdown early in the fourth to cut the deficit to three, but they would not score again as Miami held on to win.

SCORING DRIVES						
TEAM	QTR	TIME	PLAY (EXTRA POINT)	(DRIVE INFO)	MIA	CHI
Bears	1	11:03	C.Santos 32 yd. Field Goal	(8-61, 3:57)	0	3
Dolphins	1	7:33	R.Mostert 1 yd. run	(J.Sanders kick) (6-75, 3:30)	7	3
Bears	2	14:52	C.Kmet 18 yd. pass from J.Fields	(C.Santos kick) (15-75, 7:41)	7	10
Dolphins	2	10:39	T.Hill 3 yd. pass from T.Tagovailoa	(J.Sanders kick) (7-75, 4:13)	14	10
Dolphins	2	8:25	A.Van Ginkel 25 yd. return of blocked punt	(J.Sanders kick)	21	10
Bears	2	1:53	D.Mooney 16 yd. pass from J.Fields	(C.Santos kick) (12-75, 6:32)	21	17
Dolphins	3	12:47	J.Waddle 18 yd. pass from T.Tagovailoa	(J.Sanders kick) (4-75, 2:13)	28	17
Bears	3	11:20	J.Fields 61 yd. run	(J.Fields-T.Wesco pass) (3-66, 1:27)	28	25
Dolphins	3	6:02	J.Wilson 10 yd. pass from T.Tagovailoa	(J.Sanders kick) (11-75, 5:18)	35	25
Bears	4	11:38	C.Kmet 4 yd. pass from J.Fields	(C.Santos kick) (10-65, 5:24)	35	32

GAME STATISTICS

**RUSHING (Att-Yds-TD):**  
Miami: J. Wilson 9-51, R. Mostert 9-26-1.  
Chicago: J. Fields 15-178-1, D. Montgomery 14-36, K. Herbert 7-23, C. Kmet 2-9, C. Claypool 1-4, D. Mooney 1-2.

**PASSING (A-C-Y-TD-I):**  
Miami: T. Tagovailoa 30-21-302-3-0.  
Chicago: J. Fields 28-17-123-3-0.

**RECEIVING (Rec-Yds-TD):**  
Miami: T. Hill 7-143-1, J. Waddle 5-85-1, T. Sherfield 3-27, J. Wilson 3-21, C. Wilson 2-23, M. Gesicki 1-3.  
Chicago: D. Mooney 7-43-1, C. Kmet 5-41-2, C. Claypool 2-13, D. Pettis 1-12, D. Montgomery 1-8, N. Harry 1-6.

**SACKS (Sk-Yds):**  
Miami: M. Ingram 1.0-5.0, D. Riley 1.0-2.0.  
Chicago: None.

**INTERCEPTIONS (Int-Yds):**  
Miami: None.  
Chicago: None.

**FORCED FUMBLES:**  
Miami: None.  
Chicago: None.

**FUMBLE RECOVERIES (No-Yds):**  
Miami: None.  
Chicago: None.

TEAM STATS	MIA	CHI
<b>TOTAL FIRST DOWNS</b>	<b>21</b>	<b>23</b>
By Rushing	3	15
By Passing	15	7
By Penalty	3	1
<b>THIRD DOWN EFFICIENCY</b>	<b>5-10-50.0%</b>	<b>10-16-62.5%</b>
<b>FOURTH DOWN EFFICIENCY</b>	<b>0-2-0.0%</b>	<b>1-2-50.0%</b>
<b>TOTAL NET YARDS</b>	<b>379</b>	<b>368</b>
Total Offensive Plays	53	70
Average gain per pass play	7.2	5.3
<b>NET YARDS RUSHING</b>	<b>77</b>	<b>252</b>
Total Rushing Plays	23	40
Average gain per rushing play	3.3	6.3
<b>NET YARDS PASSING</b>	<b>302</b>	<b>116</b>
Sacks-Yards	0-0	2-7
Gross yards passing	302	123
<b>ATTEMPTS-COMPLETIONS-INTS</b>	<b>30-21-0</b>	<b>28-17-0</b>
Avg. gain per pass play	10.1	3.9
<b>PUNTS NUMBER AND AVG.</b>	<b>1-51.0</b>	<b>3-27.7</b>
Net Punting Average	49.0	25.0
<b>TOTAL RETURN YARDAGE</b>	<b>8</b>	<b>2</b>
No. and Yards Punt Returns	1-8	1-2
No. and Yards Kickoff Returns	1-18	1-30
No. and Yards Int. Returns	0-0	0-0
<b>PENALTIES Number and Yards</b>	<b>3-38</b>	<b>4-92</b>
<b>FUMBLES Number and Lost</b>	<b>1-0</b>	<b>0-0</b>
<b>RED ZONE EFFICIENCY</b>	<b>4-6-67%</b>	<b>3-4-75%</b>
<b>GOAL TO GO EFFICIENCY</b>	<b>2-2-100%</b>	<b>1-1-100%</b>
<b>TIME OF POSSESSION</b>	<b>25:14</b>	<b>34:46</b>

SCORING SUMMARY					
	1	2	3	4	F
Cleveland	7	0	3	7	17
Miami	7	10	13	9	39

CLEVELAND 17	MIAMI 39
--------------	----------

Tua Tagovailoa shined in his third consecutive three-touchdown performance as the Miami Dolphins logged a season-high 195 rushing yards in a dominant 39-17 win over the Cleveland Browns.

After Cleveland scored on the game's opening drive, Miami responded with 24 straight points to take command of the contest.

Running back Jeff Wilson Jr. tallied 17 carries for 119 yards in his second game as a Dolphin while fellow running back Raheem Mostert added eight carries for 65 yards.

Defensively, the Miami defense held Browns running back Nick Chubb to just 63 yards rushing, his second-lowest output this season.

Down 7-0, Tagovailoa orchestrated a scoring drive of his own. On first-and-10 from the Cleveland 13-yard line, Tagovailoa found fullback Alec Ingold who tip-toed down the sideline and dove into the end zone for the touchdown.

On the ensuing possession, a methodical Cleveland drive stalled when defensive tackle Zach Sieler stripped Chubb, and cornerback Xavier Howard recovered the fumble to give the Miami offense a short field.

A 39-yard field goal from Jason Sanders followed by a toe-drag touchdown catch from wide receiver Trent Sherfield extended the Dolphins' lead to 17-7 before the halftime break.

Miami extended its lead once again on the opening possession of the second half, as Raheem Mostert capped a six-play, 70-yard drive with a 24-yard touchdown run, stretching the lead to 24-7.

Cleveland kicker Cade York cut the deficit to 24-10 with a 37-yard field goal, but Miami responded again as Tagovailoa found star wideout Tyreek Hill for his second touchdown reception in as many games to take a 30-10 lead with 37 seconds to play in the third quarter. Tagovailoa finished the day 25-of-32 for 285 yards and a 135.0 passer rating.

After Chubb broke free for a 33-yard touchdown run early in the fourth quarter, Miami did not flinch.

Sanders nailed a 33-yard field goal and Wilson Jr. finished off his first home game as a Dolphin with a thrilling 20-yard touchdown run to seal the 39-17 victory. Wilson Jr. and Mostert averaged an impressive 7.0 and 8.1 yards per carry, respectively.

Browns quarterback Jacoby Brissett finished 22-of-35 for 212 yards and a touchdown and added seven carries for 40 yards.

With the win, which featured zero punts for just the fifth time in franchise history, the Dolphins improved to 7-3 for the first time since 2001.

SCORING DRIVES						
TEAM	QTR	TIME	PLAY (EXTRA POINT) (DRIVE INFO)	CLE	MI	
Browns	1	12:13	H.Bryant 1 yd. pass from J.Brissett (C.York kick) (4-53, 2:47)	7	0	
Dolphins	1	6:13	A.Ingold 13 yd. pass from T.Tagovailoa (J.Sanders kick) (10-84, 6:00)	7	7	
Dolphins	2	11:05	J.Sanders 39 yd. Field Goal (9-50, 4:08)	7	10	
Dolphins	2	0:32	T.Sherfield 14 yd. pass from T.Tagovailoa (J.Sanders kick) (7-53, 0:50)	7	17	
Dolphins	3	11:35	R.Mostert 24 yd. run (J.Sanders kick) (6-70, 3:25)	7	24	
Browns	3	6:56	C.York 37 yd. Field Goal (11-56, 4:39)	10	24	
Dolphins	3	0:37	T.Hill 2 yd. pass from T.Tagovailoa (kick failed, wr) (13-77, 6:19)	10	30	
Browns	4	13:09	N.Chubb 33 yd. run (C.York kick) (7-76, 2:28)	17	30	
Dolphins	4	8:15	J.Sanders 33 yd. Field Goal (9-60, 4:54)	17	33	
Dolphins	4	7:07	J.Wilson 20 yd. run (kick failed, wl) (1-20, 0:06)	17	39	

GAME STATISTICS

RUSHING (Att-Yds-TD):

Cleveland: N. Chubb 11-63-1, J. Brissett 7-40, K. Hunt 6-9.  
Miami: J. Wilson 17-119-1, R. Mostert 8-65-1, S. Ahmed 3-11, S. Thompson 3-0, D. Smythe 1-0, T. Tagovailoa 1-0.

PASSING (A-C-Y-TD-I):

Cleveland: J. Brissett 35-22-212-1-0.  
Miami: T. Tagovailoa 32-25-385-3-0, S. Thompson 1-1-17-0-0.

RECEIVING (Rec-Yds-TD):

Cleveland: D. Peoples-Jones 5-99, A. Cooper 3-32, Dav. Bell 3-24, N. Chubb 3-18, H. Bryant 3-15, P. Brown 2-13, K. Hunt 1-10, A. Schwartz 1-3, D. Johnson 1(-2).  
Miami: T. Hill 5-44-1, J. Weddle 4-66, T. Sherfield 4-63-1, A. Ingold 4-45-1, R. Mostert 4-22, M. Gesicki 2-31, J. Wilson 2-24, C. Wilson 1-7.

SACKS (Sk-Yds):

Cleveland: D. Jones 0.5-3, G. Newsome 0.5-3.  
Miami: M. Ingram 1.0-9.5, C. Wilkins 1.0-9.5, B. Chubb 0.5-4.0, J. Phillips 0.5-4.0.

INTERCEPTIONS (Int-Yds):

Cleveland: None.  
Miami: None.

FORCED FUMBLES:

Cleveland: None.  
Miami: Z. Sieler 1.

FUMBLE RECOVERIES (No-Yds):

Cleveland: None.  
Miami: X. Howard 1-0.

TEAM STATS	CLE	MI
<b>TOTAL FIRST DOWNS</b>	<b>20</b>	<b>29</b>
By Rushing	7	11
By Passing	10	17
By Penalty	3	1
<b>THIRD DOWN EFFICIENCY</b>	<b>5-12-41.7%</b>	<b>6-11-54.5%</b>
<b>FOURTH DOWN EFFICIENCY</b>	<b>2-5-40.0%</b>	<b>1-2-50.0%</b>
<b>TOTAL NET YARDS</b>	<b>297</b>	<b>491</b>
Total Offensive Plays	62	67
Average gain per offensive play	4.8	7.3
<b>NET YARDS RUSHING</b>	<b>112</b>	<b>195</b>
Total Rushing Plays	24	33
Average gain per rushing play	4.7	5.9
<b>NET YARDS PASSING</b>	<b>185</b>	<b>296</b>
Sacks-Yards	3-27	1-6
Gross yards passing	212	302
<b>ATTEMPTS-COMPLETIONS-INTS</b>	<b>35-22-0</b>	<b>33-26-0</b>
Avg. gain per pass play	4.9	8.7
<b>PUNTS NUMBER AND AVG.</b>	<b>1-41.0</b>	<b>0-0.0</b>
Net Punting Average	33.0	0.0
<b>TOTAL RETURN YARDAGE</b>	<b>0</b>	<b>8</b>
No. and Yards Punt Returns	0-0	1-8
No. and Yards Kickoff Returns	3-95	3-60
No. and Yards Int. Returns	0-0	0-0
<b>PENALTIES Number and Yards</b>	<b>6-52</b>	<b>5-43</b>
<b>FUMBLES Number and Lost</b>	<b>1-1</b>	<b>1-0</b>
<b>RED ZONE EFFICIENCY</b>	<b>1-2-50%</b>	<b>3-5-60%</b>
<b>GOAL TO GO EFFICIENCY</b>	<b>1-1-100%</b>	<b>1-1-100%</b>
<b>TIME OF POSSESSION</b>	<b>26:46</b>	<b>33:14</b>

<b>HOUSTON 15</b>	<b>MIAMI 30</b>
-------------------	-----------------

SCORING SUMMARY					
	1	2	3	4	F
Houston	0	0	6	9	15
Miami	10	20	0	0	30

Coming off their bye week, the Miami Dolphins showed no signs of rust as they picked up their fifth straight win with a dominant 30-15 victory over the Houston Texans.

The Dolphins' defense harassed quarterback Kyle Allen all game, holding him to a 67.8 passer rating. Five linebackers – Duke Ender, Elandon Roberts, Bradley Chubb, Jaelan Phillips and Jerome Baker – accounted for all of Miami's sacks.

After taking a 10-0 first quarter lead, the Dolphins pulled away thanks to a 20-point second quarter fueled by the explosive offense and two Houston turnovers.

First, linebacker Andrew Van Ginkel returned an interception 23 yards to the Houston 3. Running back Jeff Wilson Jr. scored a touchdown for the third consecutive game on the next play.

Later in the second, Chubb got to Allen and forced a fumble that Houston recovered. Then defensive backs Kader Kohou and Eric Rowe teamed up to jar the ball loose from tight end Jordan Akins on the next play. Cornerback Xavier Howard scooped it up for a 16-yard score, his fourth career touchdown.

The Texans did not score until the 3:22 mark in the third quarter.

Tagovailoa completed 22 of his 36 passes for 299 yards and a touchdown before he was replaced by Skylar Thompson late in the third quarter as Miami held a comfortable 24-point lead.

Tagovailoa utilized his entire receiving corps, throwing completions to nine different pass-catchers. Wide receiver River Cracraft was one of them, as he tallied a career-high 55 receiving yards.

Kicker Jason Sanders opened the scoring with a 45-yard field goal on Miami's first possession. He made all six of his attempts, including three field goals.

Jaylen Waddle's 22-yard reception on the opening drive gave him the most receiving yards in the first two years of a career in franchise history, surpassing Jarvis Landry's mark of 1,915 from 2014-15. Waddle's 85 receiving yards was tied for the team-high with Tyreek Hill on Sunday.

On the Dolphins' second possession of the game, they scored their first touchdown. Facing pressure from the Houston pass rush on second-and-go, Tagovailoa scrambled to his left and unleashed a 4-yard touchdown pass to tight end Durham Smythe on the run. It completed an eight-play, 59-yard drive that gave Miami a 10-0 lead.

Miami led 30-0 at halftime, which marked the fourth consecutive game the Dolphins scored 30+ points. They had not done that since the 2009 season.

Running back Dare Ogunbowale scored Houston's first touchdown in the third quarter, as the Texans outscored Miami 15-0 in the second half, but it was not enough.

SCORING DRIVES

TEAM	QTR	TIME	PLAY (EXTRA POINT)	(DRIVE INFO)	HOU	MIA
Dolphins	1	10:21	J.Sanders 45 yd. Field Goal	(9-39, 3:01)	0	3
Dolphins	1	2:57	D.Smythe 4 yd. pass from T.Tagovailoa (J.Sanders kick)	(8-59, 4:44)	0	10
Dolphins	2	12:22	J.Wilson 3 yd. run (J.Sanders kick)	(1-3, 0:05)	0	17
Dolphins	2	6:22	J.Sanders 23 yd. Field Goal	(10-72, 4:32)	0	20
Dolphins	2	4:59	X.Howard 16 yd. fumble return (J.Sanders kick)		0	27
Dolphins	2	0:00	J.Sanders 35 yd. Field Goal	(11-71, 1:52)	0	30
Texans	3	3:18	D.Ogunbowale 3 yd. run (run failed)	(6-64, 3:10)	6	30
Texans	4	12:46	J.Akins 25 yd. pass from K.Allen (pass failed)	(6-50, 2:25)	12	30
Texans	4	9:00	K.Fairbairn 28 yd. Field Goal	(8-57, 2:47)	15	30

GAME STATISTICS

<b>RUSHING (Att-Yds-TD):</b>	Houston: D. Ogunbowale 4-14-1, K. Allen 4-12, D. Pierce 5-8, B. Cooks 1-2.	<b>TEAM STATS</b>	<b>HOU</b>	<b>MIA</b>
Miami: J. Wilson 13-39-1, M. Gaskin 6-17, S. Thompson 6-5, T. Hill 1-5.	<b>TOTAL FIRST DOWNS</b>	<b>14</b>	<b>25</b>	
<b>PASSING (A-C-Y-TD-I):</b>	Houston: K. Allen 39-26-215-1-2.	By Rushing	3	4
Miami: T. Tagovailoa 36-22-299-1-0.	By Passing	9	18	
<b>RECEIVING (Rec-Yds-TD):</b>	Houston: N. Collins 6-44, J. Akins 5-61-1, B. Cooks 5-59, D. Pierce 3-8, T. Quitoriano 2-20, C. Moore 2-7, D. Ogunbowale 1-6, P. Dorsett 1-5, R. Burkhead.	By Penalty	2	3
Miami: T. Hill 6-85, J. Waddle 5-85, R. Cracraft 4-55, T. Sherfield 2-33, C. Wilson 2-26, J. Wilson 1-13, D. Smythe 1-4-1, M. Gaskin 1-4, A. Ingold 1-0.	<b>THIRD DOWN EFFICIENCY</b>	<b>2-13-15.4%</b>	<b>4-15-26.7%</b>	
<b>SACKS (Sk-Yds):</b>	Houston: M. Collins 2-13, C. Kirksey 1-8, J. Hansen 1-6, M. Addison 1-5.	<b>FOURTH DOWN EFFICIENCY</b>	<b>1-1-100.0%</b>	<b>1-1-100.0%</b>
Miami: D. Riley 1-13, B. Chubb 1-9, E. Roberts 1-8, J. Baker 1-7, J. Phillips 1-4.	<b>TOTAL NET YARDS</b>	<b>210</b>	<b>339</b>	
<b>INTERCEPTIONS (Int-Yds):</b>	Houston: None.	Total Offensive Plays	58	72
Miami: A. Van Ginkel 1-23, V. McKinley 1-17.	Average gain per offensive play	3.6	4.7	
<b>FORCED FUMBLES:</b>	Houston: None.	<b>NET YARDS RUSHING</b>	<b>36</b>	<b>66</b>
Miami: B. Chubb 1, E. Rowe 1, J. Baker 1.	Total Rushing Plays	14	26	
<b>FUMBLE RECOVERIES (No-Yds):</b>	Houston: M. Stewart 1-0.	Average gain per rushing play	2.6	2.5
Miami: X. Howard 1-16t.	<b>NET YARDS PASSING</b>	<b>174</b>	<b>273</b>	
	Sacks-Yards	5-41	5-32	
	Gross yards passing	215	305	
	<b>ATTEMPTS-COMPLETIONS-INTS</b>	<b>39-26-2</b>	<b>41-23-0</b>	
	Avg. gain per pass play	4.0	5.9	
	<b>PUNTS NUMBER AND AVG.</b>	<b>7-50.0</b>	<b>6-49.3</b>	
	Net Punting Average	46.9	32.5	
	<b>TOTAL RETURN YARDAGE</b>	<b>81</b>	<b>62</b>	
	No. and Yards Punt Returns	5-81	3-22	
	No. and Yards Kickoff Returns	2-33	0-0	
	No. and Yards Int. Returns	0-0	2-40	
	<b>PENALTIES Number and Yards</b>	<b>5-45</b>	<b>4-35</b>	
	<b>FUMBLES Number and Lost</b>	<b>3-1</b>	<b>1-1</b>	
	<b>RED ZONE EFFICIENCY</b>	<b>1-2-50%</b>	<b>2-5-40%</b>	
	<b>GOAL TO GO EFFICIENCY</b>	<b>1-1-100%</b>	<b>2-3-67%</b>	
	<b>TIME OF POSSESSION</b>	<b>27:33</b>	<b>32:27</b>	

SCORING SUMMARY

	1	2	3	4	F
Miami	7	3	0	7	17
San Francisco	10	7	6	10	33

MIAMI 17

SAN FRANCISCO 33

The Miami Dolphins five-game win streak ended with a 33-17 loss to the San Francisco 49ers. Quarterback Tua Tagovailoa threw for 295 yards and two touchdowns but the Dolphins could not complete a fourth quarter comeback as Miami came up short in a battle between two teams riding long win streaks.

The Dolphins needed just 10 seconds and one play to put points on the board as Tagovailoa found former San Francisco wide receiver Trent Sherfield for a 75-yard touchdown pass on the opening play from scrimmage. But in a matchup between two of the league's best units, a dominant 49ers defense against a dynamic Dolphins offense, it was San Francisco that controlled the contest the rest of the way.

After the first-play fireworks, a 47-yard field goal from Robbie Gould and a three-yard touchdown pass from quarterback Brock Purdy to fullback Kyle Juszczyk gave the 49ers a 10-7 lead with 4:52 left in the first quarter.

Jason Sanders tied the game with a 43-yard field goal of his own, but Purdy, who replaced starting quarterback Jimmy Garoppolo early in the first quarter, found running back Christian McCaffrey for a three-yard score with four seconds remaining on the clock to take a 17-10 lead into halftime.

Down seven heading into the third quarter, the Dolphins faced an uphill battle against a San Francisco defense that had given up zero second-half points in its last four games. That trend continued for the next 15 minutes of action as Miami failed to score and Gould knocked through two more field goals to give the hosts a 23-10 advantage.

Tagovailoa found wide receiver Tyreek Hill for a 19-yard gain on the first play of the fourth quarter and a 45-yard touchdown pass down the middle of the field on the next, to cut the Dolphins' deficit to six, 23-17, with 14:28 to play in the game.

The 49ers' next possession stalled, giving Tagovailoa and the offense an opportunity to take the lead. Facing a fourth-and-one decision at his own 19-yard-line, Tagovailoa found Hill for a gutsy nine-yard completion to keep the drive alive. Miami moved the ball down to the 49ers' 36-yard line but this time, Tagovailoa's fourth-down attempt to tight end Mike Gesicki fell incomplete.

Gould then nailed a 48-yard field goal, his fourth of the game, to push San Francisco's lead back to two scores. San Francisco linebacker Dre Greenlaw returned a fumble 23 yards for a touchdown on the following possession, all but ending Miami's comeback hopes.

Hill finished with nine receptions for 146 yards and a touchdown in his sixth 100-yard outing of the season. Defensively, cornerback Xavier Howard recorded his 28th career interception and defensive tackle Christian Wilkins tallied a career-high 12 tackles.

Purdy threw for 210 yards, two touchdowns, and an interception while McCaffrey led the 49ers in rushing and receiving, accounting for 146 total yards and one touchdown.

SCORING DRIVES

TEAM	QTR	TIME	PLAY (EXTRA POINT)	(DRIVE INFO)	MIA	SF
Dolphins	1	14:50	T.Sherfield 75 yd. pass from T.Tagovailoa (J.Sanders kick)	(1-75, 0-10)	7	0
49ers	1	10:37	R.Gould 47 yd. Field Goal	(9-54, 4-13)	7	3
49ers	1	4:52	K.Juszczyk 3 yd. pass from B.Purdy (R.Gould kick)	(9-54, 4-38)	7	10
Dolphins	2	10:14	J.Sanders 43 yd. Field Goal	(12-65, 5-37)	10	10
49ers	2	0:04	C.McCaffrey 3 yd. pass from B.Purdy (R.Gould kick)	(11-76, 2-44)	10	17
49ers	3	2:52	R.Gould 43 yd. Field Goal	(12-39, 7-09)	10	20
49ers	3	1:14	R.Gould 36 yd. Field Goal	(4-7, 1-31)	10	23
Dolphins	4	14:28	T.Hill 45 yd. pass from T.Tagovailoa (J.Sanders kick)	(4-75, 1-46)	17	23
49ers	4	2:03	R.Gould 48 yd. Field Goal	(10-34, 3-57)	17	26
49ers	4	1:53	D.Greenlaw 23 yd. fumble return (R.Gould kick)		17	33

GAME STATISTICS

RUSHING (Att-Yds-TD):

Miami: R. Mostert 7-30, J. Wilson 1-3.  
San Francisco: C. McCaffrey 17-66, J. Mason 8-51, D. Samuel 4-5, K. Juszczyk 1-0, B. Purdy 4-(-1).

PASSING (A-C-Y-TD-I):

Miami: T. Tagovailoa 33-18-295-2-2, S. Thompson 1-0-0-0-1.  
San Francisco: B. Purdy 37-25-210-2-1, J. Garoppolo 4-2-56-0-0.

RECEIVING (Rec-Yds-TD):

Miami: T. Hill 9-146-1, A. Ingold 3-15, R. Cracraft 2-29, D. Smythe 2-21, T. Sherfield 1-75-1, J. Waddle 1-9.  
San Francisco: C. McCaffrey 8-80-1, D. Samuel 6-58, B. Aiyuk 5-46, K. Juszczyk 3-12-1, J. Jennings 2-34, G. Kittle 2-22, T. Kroft 1-14.

SACKS (Sk-Yds):

Miami: M. Ingram 1.0-11, B. Chubb 1.0-8, J. Baker 0.5-5, J. Phillips 0.5-5, Z. Sieler 0.5-3.5, A. Van Ginkel 0.5-3.5.  
San Francisco: N. Bosa 3.0-20.

INTERCEPTIONS (Int-Yds):

Miami: X. Howard 1-0.  
San Francisco: F. Warner 1-20, D. Lenoir, 1-8, J. Ward 1-0.

FORCED FUMBLES:

Miami: C. Wilkins 1.  
San Francisco: N. Bosa 1.

FUMBLE RECOVERIES (No-Yds):

Miami: None.  
San Francisco: D. Greenlaw 1-23.1.

TEAM STATS	MIA	SF
<b>TOTAL FIRST DOWNS</b>	14	24
By Rushing	2	6
By Passing	11	15
By Penalty	1	3
<b>THIRD DOWN EFFICIENCY</b>	0-7-0.0%	8-19-42.1%
<b>FOURTH DOWN EFFICIENCY</b>	1-2-50.0%	1-2-50.0%
<b>TOTAL NET YARDS</b>	308	351
Total Offensive Plays	45	79
Average gain per offensive play	6.8	4.4
<b>NET YARDS RUSHING</b>	33	121
Total Rushing Plays	8	34
Average gain per rushing play	4.1	3.6
<b>NET YARDS PASSING</b>	275	230
Sacks-Yards	3-20	4-36
Gross yards passing	295	266
<b>ATTEMPTS-COMPLETIONS-INTS</b>	34-18-3	41-27-1
Avg. gain per pass play	7.4	5.1
<b>PUNTS NUMBER AND AVG.</b>	4-51-5	4-44-5
Net Punting Average	43.0	39.3
<b>TOTAL RETURN YARDAGE</b>	21	62
No. and Yards Punt Returns	2-1	2-34
No. and Yards Kickoff Returns	2-34	2-50
No. and Yards Int. Returns	1-0	3-28
<b>PENALTIES Number and Yards</b>	8-68	4-45
<b>FUMBLES Number and Lost</b>	1-1	1-0
<b>RED ZONE EFFICIENCY</b>	0-1-0%	2-5-40%
<b>GOAL TO GO EFFICIENCY</b>	0-0-0%	2-2-100%
<b>TIME OF POSSESSION</b>	19:26	40:34

<b>MIAMI 17</b>	<b>L.A. CHARGERS 23</b>
-----------------	-------------------------

SCORING SUMMARY					
	1	2	3	4	F
Miami	0	7	7	3	17
L.A. Chargers	0	17	3	3	23

The Miami Dolphins dropped their second straight game with a loss against the Los Angeles Chargers, 23-17, at SoFi Stadium.

Kicker Jason Sanders nailed a clutch 55-yard field goal with 1:10 remaining to make it a one possession game, but Los Angeles recovered the onside kick on the next play to seal the win.

The Dolphins made several key defensive stops throughout the game, as they recorded four sacks and allowed just six points in the second half.

While Miami was able to limit the damage, Los Angeles quarterback Justin Herbert still had a big night. The Oregon product passed for 367 yards and one touchdown as the Chargers outgained the Dolphins 432-219. Los Angeles also dominated time of possession, controlling the ball for 19:16 more than the Dolphins.

Miami's offense struggled against the Chargers defense, which generated constant pressure. Quarterback Tua Tagovailoa completed 10 of his 28 passes for 145 yards and one touchdown, a 60-yard deep ball to receiver Tyreek Hill.

Hill led the offensive charge on Sunday with 81 receiving yards on four receptions, including a receiving touchdown. His first catch, a 13-yard reception over the middle of the field, broke the single season franchise record for receiving yards set by Mark Clayton in 1984 (1,389 yards).

Miami's offense started slow, but its defense stepped up with several big plays to prevent Los Angeles from pulling away.

When the Chargers threatened on their first possession, cornerback Kader Kohou forced a turnover on downs in the red zone by tackling receiver DeAndre Carter on the left sideline.

Defensive tackle Christian Wilkins sabotaged Los Angeles' next drive by sacking Herbert for a six-yard loss. The Chargers settled for a 33-yard field goal. Wilkins, one week removed from recording a career-high 12 tackles, constantly disrupted the line of scrimmage in the first quarter with four tackles, including two tackles for loss and his sack.

The Chargers finally found the end zone in the second quarter to go up 10-0, but Miami responded thanks to a bizarre play. After Los Angeles forced a fumble on down, left tackle Terron Armstead dove on the ball and scooted it into the hands of Hill, who immediately took off for a 57-yard touchdown.

However, running back Austin Ekeler rushed for a one-yard touchdown just before halftime to give Los Angeles a 17-7 lead at the break.

Miami narrowed the deficit to three in the third quarter with a five-play, 75-yard touchdown drive in 2:42. Once again, Hill scored on a 60-yard run-and-catch after beating his man in single coverage down the right sideline.

While the Chargers only scored six points in the second half, Cameron Dicker's field goals of 31 and 28 yards were enough to hold off Miami.

SCORING DRIVES						
TEAM	QTR	TIME	PLAY (EXTRA POINT)	(DRIVE INFO)	MIA	LAC
Chargers	2	14:14	C.Dicker 33 yd.	Field Goal (8-42, 3:22)	0	3
Chargers	2	9:49	M.Williams 10 yd.	pass from J.Herbert (C.Dicker kick) (5-43, 2:52)	0	10
Dolphins	2	8:45	T.Hill 57 yd.	fumble recovery (J.Sanders kick) (3-75, 1:04)	7	10
Chargers	2	0:18	A.Ekeler 1 yd.	run (C.Dicker kick) (13-90, 3:45)	7	17
Dolphins	3	6:23	T.Hill 60 yd.	pass from T.Tagovailoa (J.Sanders kick) (5-76, 2:42)	14	17
Chargers	3	4:18	C.Dicker 31 yd.	Field Goal (6-62, 2:05)	14	20
Chargers	4	2:40	C.Dicker 28 yd.	Field Goal (17-79, 8:39)	14	23
Dolphins	4	1:10	J.Sanders 55 yd.	Field Goal (7-38, 1:30)	17	23

### GAME STATISTICS

<b>RUSHING (Att-Yds-TD):</b>	Miami: R. Mostert 11-37, T. Tagovailoa 3-28, J. Wilson 4-26, S. Ahmed 1-1. L.A. Chargers: A. Ekeler 15-45-1, J. Kelley 4-29, J. Herbert 4-8.
<b>PASSING (A-C-Y-TD-I):</b>	Miami: T. Tagovailoa 28-10-145-1-0. L.A. Chargers: J. Herbert 51-39-367-1-0.
<b>RECEIVING (Rec-Yds-TD):</b>	Miami: T. Hill 4-81-1, J. Waddle 2-31, C. Wilson 2-19, T. Sherfield 1-7, R. Mostert 1-7. L.A. Chargers: K. Allen 12-92, A. Ekeler 8-59, M. Williams 6-116-1, G. Everett 5-28, J. Palmer 4-53, S. Smartt 1-8, J. Kelley 1-6, T. McKitty 1-5.
<b>SACKS (Sk-Yds):</b>	Miami: J. Phillips 1.0-6, C. Wilkins 1.0-6, E. Rowe 1.0-4, J. Baker 1.0-1. L.A. Chargers: M. Fox 1.0-12, K. Van Noy 1.0-6.
<b>INTERCEPTIONS (Int-Yds):</b>	Miami: None. L.A. Chargers: None.
<b>FORCED FUMBLES:</b>	Miami: None. L.A. Chargers: A. Gilman 1.
<b>FUMBLE RECOVERIES (No-Yds):</b>	Miami: T. Hill 1-57-1. L.A. Chargers: None.

TEAM STATS	MIA	LAC
<b>TOTAL FIRST DOWNS</b>	<b>14</b>	<b>24</b>
By Rushing	6	6
By Passing	6	16
By Penalty	2	2
<b>THIRD DOWN EFFICIENCY</b>	<b>3-11-27.3%</b>	<b>9-18-50.0%</b>
<b>FOURTH DOWN EFFICIENCY</b>	<b>0-0-0.0%</b>	<b>1-2-50.0%</b>
<b>TOTAL NET YARDS</b>	<b>219</b>	<b>432</b>
Total Offensive Plays	49	78
Average gain per offensive play	4.5	5.5
<b>NET YARDS RUSHING</b>	<b>92</b>	<b>82</b>
Total Rushing Plays	19	23
Average gain per rushing play	4.8	3.6
<b>NET YARDS PASSING</b>	<b>127</b>	<b>350</b>
Sacks-Yards	2-18	4-17
Gross yards passing	145	367
<b>ATTEMPTS-COMPLETIONS-INTS</b>	<b>28-10-0</b>	<b>51-39-0</b>
Avg. gain per pass play	4.2	6.4
<b>PUNTS NUMBER AND AVG.</b>	<b>7-46.7</b>	<b>4-44.0</b>
Net Punting Average	43.4	44.0
<b>TOTAL RETURN YARDAGE</b>	<b>0</b>	<b>23</b>
No. and Yards Punt Returns	0-0	2-23
No. and Yards Kickoff Returns	0-0	0-0
No. and Yards Int. Returns	0-0	0-0
<b>PENALTIES Number and Yards</b>	<b>6-50</b>	<b>6-40</b>
<b>FUMBLES Number and Lost</b>	<b>1-0</b>	<b>1-0</b>
<b>RED ZONE EFFICIENCY</b>	<b>0-0-0%</b>	<b>2-6-33%</b>
<b>GOAL TO GO EFFICIENCY</b>	<b>0-0-0%</b>	<b>1-3-33%</b>
<b>TIME OF POSSESSION</b>	<b>20:22</b>	<b>39:38</b>

SCORING SUMMARY

	1	2	3	4	F
Miami	3	10	13	3	29
Buffalo	7	14	0	11	32

MIAMI 29

BUFFALO 32

SCORING DRIVES

TEAM	QTR	TIME	PLAY (EXTRA POINT)	(DRIVE INFO)	MIA	BUF
Dolphins	1	2:59	J.Sanders 39 yd.	Field Goal (14-52, 7:45)	3	0
Bills	1	1:05	Q.Morris 14 yd. pass from J.Allen	(T.Bass kick) (4-75, 1:54)	3	7
Dolphins	2	14:47	J.Sanders 21 yd.	Field Goal (5-72, 1:18)	6	7
Bills	2	8:18	N.Hines 10 yd. pass from J.Allen	(T.Bass kick) (12-75, 6:29)	6	14
Dolphins	2	2:59	S.Ahmed 11 yd. run	(J.Sanders kick) (10-75, 5:19)	13	14
Bills	2	0:00	J.Cook 4 yd. pass from J.Allen	(T.Bass kick) (12-82, 2:59)	13	21
Dolphins	3	12:48	J.Waddle 67 yd. pass from T.Tagovailoa	(pass failed) (3-73, 0:51)	19	21
Dolphins	3	2:30	T.Hill 20 yd. pass from T.Tagovailoa	(J.Sanders kick) (6-50, 2:59)	26	21
Dolphins	4	11:56	J.Sanders 47 yd.	Field Goal (5-18, 2:43)	29	21
Bills	4	9:02	D.Knox 5 yd. pass from J.Allen	(J.Allen run) (7-75, 2:54)	29	29
Bills	4	0:00	T.Bass 25 yd.	Field Goal (15-86, 5:56)	29	32

The Miami Dolphins erased an eight-point deficit in the second half and led early in the fourth quarter but ultimately came up short, falling 32-29 to the Buffalo Bills.

Miami held a 29-21 lead with 11:56 remaining but couldn't hold on as Bills kicker Tyler Bass nailed a 25-yard field goal as time expired to win the game.

Quarterback Tua Tagovailoa threw for 234 yards, two touchdowns and no interceptions. Running back Raheem Mostert finished with a season-high 136 yards rushing, 101 of which came in the first quarter.

Miami struck first, embarking on a methodical 14-play, 57-yard scoring drive that took 7:45 off the clock. Pass completions of 20 yards to Mostert and 15 yards to wide receiver Jaylen Waddle set up a 39-yard Jason Sanders field goal to give Miami a 3-0 lead with 2:59 to play in the first quarter.

Buffalo punched back, driving 75 yards in just four plays as quarterback Josh Allen found tight end Quintin Morris for a 14-yard touchdown.

Down 7-3, Mostert bulldozed his way down the right sideline for a 67-yard gain. The Dolphins settled for three points again and Sanders nailed his second field goal of the night, a 21-yarder, to cut the deficit to 7-6.

Buffalo extended its lead to 13-6 on a 10-yard touchdown pass from Allen to running back Nyheim Hines.

Needing a touchdown, Miami faced three crucial third downs on the following drive. First, Tagovailoa connected with Waddle on a 32-yard completion down the sideline. He then found wide receiver Tyeek Hill for back-to-back drive-extending conversions that eventually set up a first-and-10 from the Buffalo 11-yard line. Running back Salvon Ahmed found the end zone for his first touchdown of the season to bring Miami within one, 14-13.

But 12 plays and 82 yards later, Allen found running back James Cook for a four-yard score on the final play of the half to take a 21-13 lead.

Miami put together a dominant third quarter performance, forcing four consecutive punts and outscoring the Bills 13-0. After an opening-drive three-and-out for Allen, Tagovailoa found Waddle deep down the middle of the field for a 67-yard touchdown pass to bring the Dolphins within two, 21-19, where it would stay after a failed two-point conversion.

Tagovailoa then found Hill for a 20-yard score to give Miami a 26-21 lead with 2:30 left to play in the third quarter.

The defense got its fifth straight stop early in the fourth quarter when second-year linebacker Jaelan Phillips stripped Allen and defensive tackle Christian Wilkins recovered, giving the offense short field position. Sanders then hit a 47-yard field goal with 11:56 to play to extend Miami's lead to 29-21.

Allen found tight end Dawson Knox for a five-yard touchdown pass. Allen converted the two-point conversion, to tie the game at 29 with 9:02 remaining. The Bills got the ball back with just under six minutes left and mounted a 15-play drive that culminated in Bass' winning field goal.

GAME STATISTICS

RUSHING (Att-Yds-TD):

Miami: R. Mostert 7-136, S. Ahmed 6-43-1, T. Tagovailoa 1-7, A. Ingold 1-2.  
Buffalo: J. Allen 10-77, D. Singletary 13-42, J. Cook 5-34, S. Diggs 1(-3).

PASSING (A-C-Y-TD-I):

Miami: T. Tagovailoa 30-177-234-2-0.  
Buffalo: J. Allen 40-25-304-4-0.

RECEIVING (Rec-Yds-TD):

Miami: T. Hill 9-69-1, J. Waddle 3-114-1, C. Wilson 1-21, R. Mostert 1-20, A. Ingold 1-7, M. Gesicki 1-5, D. Smythe 1(-2).  
Buffalo: D. Knox 6-98-1, S. Diggs 5-60, G. Davis 4-56, D. Singletary 3-28, I. McKenzie 2-24, J. Cook 2-5-1, Q. Morris 1-14-1, N. Hines 1-10-1, C. Beasley 1-9.

SACKS (Sk-Yds):

Miami: Z. Sieler 1.0-8, J. Phillips 1.0-0.  
Buffalo: S. Lawson 1.0-10, D. Jones 0.5-3.5, M. Milano 0.5-3.5.

INTERCEPTIONS (Int-Yds):

Miami: None.  
Buffalo: None.

FORCED FUMBLES:

Miami: J. Phillips 1.  
Buffalo: None.

FUMBLE RECOVERIES (No-Yds):

Miami: C. Wilkins 1-2.  
Buffalo: None.

TEAM STATS	MIA	BUF
<b>TOTAL FIRST DOWNS</b>	<b>20</b>	<b>29</b>
By Rushing	8	9
By Passing	9	16
By Penalty	3	4
<b>THIRD DOWN EFFICIENCY</b>	<b>5-14-35.7%</b>	<b>8-14-57.1%</b>
<b>FOURTH DOWN EFFICIENCY</b>	<b>1-1-100.0%</b>	<b>0-0-0.0%</b>
<b>TOTAL NET YARDS</b>	<b>405</b>	<b>446</b>
Total Offensive Plays	57	71
Average gain per offensive play	7.1	6.3
<b>NET YARDS RUSHING</b>	<b>188</b>	<b>150</b>
Total Rushing Plays	25	29
Average gain per rushing play	7.5	5.2
<b>NET YARDS PASSING</b>	<b>217</b>	<b>296</b>
Sacks-Yards	2-17	2-8
Gross yards passing	234	304
<b>ATTEMPTS-COMPLETIONS-INTS</b>	<b>30-17-0</b>	<b>40-25-0</b>
Avg. gain per pass play	6.8	7.0
<b>PUNTS NUMBER AND AVG.</b>	<b>4-41.8</b>	<b>5-43.0</b>
Net Punting Average	41.8	43.0
<b>TOTAL RETURN YARDAGE</b>	<b>0</b>	<b>0</b>
No. and Yards Punt Returns	0-0	1-0
No. and Yards Kickoff Returns	1-28	3-76
No. and Yards Int. Returns	0-0	0-0
<b>PENALTIES Number and Yards</b>	<b>8-51</b>	<b>7-51</b>
<b>FUMBLES Number and Lost</b>	<b>1-0</b>	<b>2-1</b>
<b>RED ZONE EFFICIENCY</b>	<b>1-3-33%</b>	<b>4-5-80%</b>
<b>GOAL TO GO EFFICIENCY</b>	<b>0-1-0%</b>	<b>3-3-100%</b>
<b>TIME OF POSSESSION</b>	<b>30:07</b>	<b>29:53</b>



SCORING SUMMARY					
	1	2	3	4	F
Green Bay	10	3	7	6	26
Miami	10	10	0	0	20

<b>GREEN BAY 26</b>	<b>MIAMI 20</b>
---------------------	-----------------

The Miami Dolphins scored on four of their first five drives and jumped out to a 20-13 halftime lead but could not hold off a second-half comeback from the Green Bay Packers, falling 26-20.

Miami quarterback Tua Tagovailoa erupted for 229 passing yards and a touchdown in the first half alone. A 34-yard field goal from Jason Sanders put Miami up 20-10 with 4:18 in the second quarter, but Green Bay gradually took control of the game and outscored the Dolphins 16-0 the rest of the way.

Jaylen Waddle finished with five catches for a game-high 143 yards. Fellow wideout Tyreek Hill joined Waddle in triple digits with four receptions for 103 yards.

Miami received the opening kickoff and logged three consecutive plays of at least 14 yards to set up a 46-yard Sanders field goal for a 3-0 lead. But Green Bay cornerback Keisean Nixon returned the ensuing kickoff 93 yards to the Miami nine-yard line. The Dolphins' defense forced the Packers to settle for a field goal, in large part to a 13-yard loss on an Elandon Roberts sack of Green Bay quarterback Aaron Rodgers.

Tagovailoa responded instantly, finding Waddle for an 84-yard touchdown pass on the first play of the ensuing drive. The completion marked the fourth-longest touchdown completion in team history and put Miami back in front, 10-3.

The Packers tied the game at 10-10 when Rodgers fired to his tight end, Marcedes Lewis, on fourth-and-goal to tie the game 10-10.

Early in the second quarter, the Dolphins' defense got the stop in another fourth-and-one scenario at their own 37-yard line. Tagovailoa then hit Hill for a 52-yard gain and running back Jeff Wilson Jr. finished off the drive with a one-yard rushing score to put the Dolphins up 17-10.

Green Bay continued its aggressive play-calling, hoping to catch Miami off-guard on a fake punt from their own 20-yard line. The Dolphins weren't fooled and stopped safety Dallin Leavitt short of the line to gain. Jason Sanders extended Miami's lead to double digits on a 34-yard field goal, but the Packers cut the deficit to seven on a Mason Crosby field goal with two seconds remaining in the half.

On Green Bay's opening possession of the second half, Rodgers converted a drive-extending quarterback sneak on fourth-and-one from his own 31-yard line. Several plays later, running back AJ Dillon capped the 11-play, 7:07 scoring drive with a one-yard rushing touchdown and kicker Mason Crosby's extra point tied the game at 20 with 5:53 to play in the third quarter. Crosby, who made all four of his field goal attempts, connected from 28 yards with 11:45 to play and from 26 yards away with 2:02 remaining to give Green Bay the 26-20 victory.

Miami's final five drives of the game resulted in a fumble, missed field goal, and three consecutive interceptions. Miami's defense held the Packers to a 2-of-14 mark on third down but were outpaced 4-1 in turnovers. Rookie cornerback Kader Kohou registered the lone takeaway for the Dolphins, intercepting Rodgers in the end zone early in the fourth quarter.

SCORING DRIVES						
TEAM	QTR	TIME	PLAY (EXTRA POINT)	(DRIVE INFO)	GB	MI
Dolphins	1	11:10	J.Sanders 46 yd.	Field Goal (8-52, 3:50)	0	3
Packers	1	9:26	M.Crosby 36 yd.	Field Goal (4-9, 1:44)	3	3
Dolphins	1	9:08	J.Waddle 84 yd.	pass from A.Rodgers (T.Tagovailoa (J.Sanders kick) (1-84, 0:18)	3	10
Packers	1	4:10	M.Lewis 1 yd.	pass from A.Rodgers (M.Crosby kick) (10-54, 4:59)	10	10
Dolphins	2	10:52	J.Wilson 1 yd.	run (J.Sanders kick) (3-62, 2:33)	10	17
Dolphins	2	4:18	J.Sanders 34 yd.	Field Goal (7-4, 4:59)	10	20
Packers	2	0:02	M.Crosby 46 yd.	Field Goal (8-21, 1:53)	13	20
Packers	3	7:53	A.Dillon 1 yd.	run (M.Crosby kick) (11-78, 7:07)	20	20
Packers	4	11:45	M.Crosby 28 yd.	Field Goal (6-4, 2:14)	23	20
Packers	4	2:02	M.Crosby 26 yd.	Field Goal (9-56, 4:00)	26	20

GAME STATISTICS

<b>RUSHING (Att-Yds-TD):</b>	<b>TEAM STATS</b>	<b>GB</b>	<b>MI</b>
Green Bay: A. Dillon 11-36-1, A. Jones 6-25, A. Rodgers 7-18, D. Leavitt 1-0.	<b>TOTAL FIRST DOWNS</b>	<b>17</b>	<b>15</b>
Miami: R. Mostert 8-45, J. Wilson 9-37-1, T. Tagovailoa 1-0.	By Rushing	4	5
	By Passing	11	10
	By Penalty	2	0
<b>PASSING (A-C-Y-TD-I):</b>	<b>THIRD DOWN EFFICIENCY</b>	<b>2-14-14.3%</b>	<b>2-7-28.6%</b>
Green Bay: A. Rodgers 38-24-238-1-1.	<b>FOURTH DOWN EFFICIENCY</b>	<b>3-5-60.0%</b>	<b>1-1-100.0%</b>
Miami: T. Tagovailoa 25-16-310-1-3.	<b>TOTAL NET YARDS</b>	<b>301</b>	<b>376</b>
<b>RECEIVING (Rec-Yds-TD):</b>	Total Offensive Plays	65	45
Green Bay: C. Watson 6-49, A. Lazard 5-61, R. Doubs 3-36, M. Lewis 2-32-1, A. Dillon 2-12, A. Jones 2-9, P. Taylor 1-17, R. Tonyan 1-13, R. Cobb 1-5, J. Degura 1-4.	Average gain per offensive play	4.6	8.4
Miami: J. Waddle 5-143-1, T. Hill 4-103, T. Sherfield 2-25, R. Mostert 2-4, M. Gesicki 1-24, D. Smythe 1-8, J. Wilson 1-3.	<b>NET YARDS RUSHING</b>	<b>79</b>	<b>82</b>
	Total Rushing Plays	25	18
	Average gain per rushing play	3.2	4.6
<b>SACKS (Sk-Yds):</b>	<b>NET YARDS PASSING</b>	<b>222</b>	<b>294</b>
Green Bay: P. Smith 1-10, J. Reed 1-6.	Sacks-Yards	2-16	2-16
Miami: E. Roberts 1-13, E. Rowe 1-3.	Gross yards passing	238	310
<b>INTERCEPTIONS (Int-Yds):</b>	<b>ATTEMPTS-COMPLETIONS-INTS</b>	<b>38-24-1</b>	<b>25-16-3</b>
Green Bay: J. Alexander 1-23, D. Campbell 1-14, R. Douglas 1-5.	Avg. gain per pass play	5.6	10.9
Miami: K. Kohou 1-0.	<b>PUNTS NUMBER AND AVG.</b>	<b>1-46.0</b>	<b>1-46.0</b>
<b>FORCED FUMBLES:</b>	Net Punting Average	46.0	44.0
Green Bay: J. Reed 1, P. Smith 1.	<b>TOTAL RETURN YARDAGE</b>	<b>44</b>	<b>0</b>
Miami: None.	No. and Yards Punt Returns	1-2	0-0
<b>FUMBLE RECOVERIES (No-Yds):</b>	No. and Yards Kickoff Returns	5-152	7-122
Green Bay: J. Reed 1-0.	No. and Yards Int. Returns	3-42	1-0
Miami: None.	<b>PENALTIES Number and Yards</b>	<b>5-40</b>	<b>8-62</b>
	FUMBLES Number and Lost	1-0	3-1
	<b>RED ZONE EFFICIENCY</b>	<b>2-5-40%</b>	<b>1-2-50%</b>
	<b>GOAL TO GO EFFICIENCY</b>	<b>2-4-50%</b>	<b>1-2-50%</b>
	<b>TIME OF POSSESSION</b>	<b>32:00</b>	<b>28:00</b>

SCORING SUMMARY

	1	2	3	4	F
Miami	0	7	7	7	21
New England	7	0	9	7	23

MIAMI 21

NEW ENGLAND 23

SCORING DRIVES

TEAM	QTR	TIME	PLAY (EXTRA POINT) (DRIVE INFO)	MIA	NE
Patriots	1	7:15	T.Thornton 7 yd. pass from M.Jones (N.Folk kick) (10-81, 4:18)	0	7
Dolphins	2	14:55	T.Hill 2 yd. run (J.Sanders kick) (13-75, 7:20)	7	7
Dolphins	3	9:17	R.Mostert 2 yd. pass from T.Bridgewater (J.Sanders kick) (5-41, 2:45)	14	7
Patriots	3	4:03	N.Folk 49 yd. Field Goal (9-51, 5:14)	14	10
Patriots	3	2:51	K.Dugger 39 yd. interception return (kick failed, hru)	14	16
Patriots	4	4:37	J.Meyers 1 yd. pass from M.Jones (N.Folk kick) (11-89, 5:06)	14	23
Dolphins	4	1:04	M.Gesicki 4 yd. pass from S.Thompson (J.Sanders kick) (9-61, 1:28)	21	23

The Miami Dolphins held a 14-7 lead in the third quarter but could not hold on, falling 23-21 to the New England Patriots.

Miami, looking for its fifth straight win over New England, registered 21 first downs, seven more than the Patriots, and 333 net yards to the Patriots' 249, but could not come up with the victory.

New England struck first as quarterback Mac Jones found rookie wide receiver Tyquan Thornton for a seven-yard touchdown pass and a 7-0 lead.

The advantage was short-lived as Miami responded with a scoring drive of its own, marching 75 yards in 13 plays over 7:20 of action.

Key conversions from running back Jeff Wilson Jr. on fourth-and-one from Miami's own 34-yard line and later on third-and-six kept the drive alive. Completions of 19 yards to wide receiver Tyreek Hill and 14 yards to tight end Mike Gesicki put the Dolphins at the New England five-yard line.

On the first play of the second quarter, quarterback Teddy Bridgewater, filling in for injured starter Tua Tagovailoa, found Hill behind the line of scrimmage and the speedy receiver did the rest, tipping into the endzone to level the game at 7-7.

After New England's 10-play, 81-yard opening drive, the Miami defense gave up just 50 net yards of offense the rest of the half and went into the locker room tied at seven.

The strong defensive display continued into the second half as the Dolphins' defense forced two consecutive three-and-outs to begin the third quarter.

Starting with great field position from the New England 41-yard line, Bridgewater began Miami's second drive of the half with a 23-yard completion to wide receiver Jaylen Waddle. Four plays later, on second-and-goal from the two-yard line, Bridgewater stepped up in the pocket and flipped the ball to running back Raheem Mostert to give Miami a 14-7 lead with 9:17 left in the third quarter.

But despite the momentum seemingly turning in the Dolphins' direction, New England scored 16 straight points to take control of the game.

Patriots kicker Nick Folk nailed a 49-yard field goal to cut the lead to 14-10, and safety Kyle Dugger came up with a 39-yard pick-six to give New England the lead with just under three minutes to play in the third quarter. Folk missed the ensuing extra point, keeping the advantage to just two, 16-14.

The Patriots scored again with 4:37 to play in the game on a one-yard pass from Jones to wide receiver Jakobi Meyers to go up 23-14.

Rookie quarterback Skylar Thompson replaced Bridgewater, who sustained a finger injury late in the third quarter, and put Miami back within one score on a four-yard touchdown pass to Gesicki with 1:04 remaining but the Dolphins failed to recover the following on-side kick.

Thompson finished with 104 passing yards while Bridgewater had 161 yards through the air. Mostert tallied a team-high eight receptions for 62 yards while Hill and Waddle recorded 55 and 52 receiving yards, respectively.

Jones, who was sacked three times, had 203 passing yards while Thornton finished with 60 receiving yards to lead New England.

GAME STATISTICS

RUSHING (Att-Yds-TD):

Miami: J. Wilson 15-45, R. Mostert 9-29, T. Bridgewater 1-6, S. Thompson 1-4, T. Hill 1-2-1.  
New England: R. Stevenson 8-42, D. Harris 9-32, K. Bourne 1-2, M. Jones 3-1.

PASSING (A-C-Y-TD-I):

Miami: S. Thompson 21-12-104-1-1, T. Bridgewater 19-12-161-1-1.  
New England: M. Jones 33-20-203-2-0.

RECEIVING (Rec-Yds-TD):

Miami: R. Mostert 8-62-1, T. Hill 4-55, J. Waddle 3-52, J. Wilson 3-31, T. Sherfield 2-30, M. Gesicki 2-18-1, D. Smythe 1-9, S. Ahmed 1-8.  
New England: J. Meyers 6-48-1, H. Henry 5-52, T. Thornton 3-60-1, D. Harris 3-18, R. Stevenson 2-9, K. Bourne 1-16.

SACKS (Sk-Yds):

Miami: E. Roberts 1.0-12, Z. Sieler 1.0-10, C. Wilkins 1.0-9.  
New England: Ca. Davis 1.0-12, C. Barmore 1.0-6.

INTERCEPTIONS (Int-Yds):

Miami: None.  
New England: K. Dugger 1-39, J. Jones 1-2.

FORCED FUMBLES:

Miami: None.  
New England: None.

FUMBLE RECOVERIES (No-Yds):

Miami: None.  
New England: None.

TEAM STATS

TEAM STATS	MIA	NE
<b>TOTAL FIRST DOWNS</b>	<b>21</b>	<b>14</b>
By Rushing	4	2
By Passing	15	9
By Penalty	2	3
<b>THIRD DOWN EFFICIENCY</b>	<b>4-14-28.6%</b>	<b>5-13-38.5%</b>
<b>FOURTH DOWN EFFICIENCY</b>	<b>2-3-66.7%</b>	<b>0-1-0.0%</b>
<b>TOTAL NET YARDS</b>	<b>333</b>	<b>249</b>
Total Offensive Plays	69	57
Average gain per offensive play	4.8	4.4
<b>NET YARDS RUSHING</b>	<b>86</b>	<b>77</b>
Total Rushing Plays	27	21
Average gain per rushing play	3.2	3.7
<b>NET YARDS PASSING</b>	<b>247</b>	<b>172</b>
Sacks-Yards	2-18	3-31
Gross yards passing	265	203
<b>ATTEMPTS-COMPLETIONS-INTS</b>	<b>40-24-2</b>	<b>33-20-0</b>
Avg. gain per pass play	5.9	4.8
<b>PUNTS NUMBER AND AVG.</b>	<b>4-47.3</b>	<b>5-42.4</b>
Net Punting Average	44.8	31.8
<b>TOTAL RETURN YARDAGE</b>	<b>13</b>	<b>51</b>
No. and Yards Punt Returns	3-13	2-10
No. and Yards Kickoff Returns	3-79	1-21
No. and Yards Int. Returns	0-0	2-41
<b>PENALTIES Number and Yards</b>	<b>9-71</b>	<b>6-39</b>
<b>FUMBLES Number and Lost</b>	<b>0-0</b>	<b>0-0</b>
<b>RED ZONE EFFICIENCY</b>	<b>3-3-100%</b>	<b>2-2-100%</b>
<b>GOAL TO GO EFFICIENCY</b>	<b>3-3-100%</b>	<b>1-1-100%</b>
<b>TIME OF POSSESSION</b>	<b>33:48</b>	<b>26:12</b>

<b>N.Y. JETS 6</b>	<b>MIAMI 11</b>
--------------------	-----------------

SCORING SUMMARY					
	1	2	3	4	F
N.Y. Jets	0	3	0	3	6
Miami	0	3	3	5	11

In the regular season finale, the Miami Dolphins needed a win to secure their first playoff appearance since 2016. Tied up at 6-6, Jason Sanders nailed a game-winning 50-yard field goal with 18 seconds left, sending Miami into the postseason.

With 3:01 remaining, the final drive began with a two-yard scramble from rookie quarterback Skylar Thompson who then found wide receiver Jaylen Waddle for a nine-yard gain, moving the chains to the Miami 43-yard line. Two plays later, Thompson found Waddle again and a penalty for a horse collar tackle advanced the ball to the Jets' 39-yard line.

As the seconds ticked away, the tension throughout Hard Rock Stadium continued to rise. Sanders had already connected on two 37-yard kicks earlier in the game, but neither was as pressure-packed as his last, the playoff-clinching 50-yarder.

The Dolphins' defense made its presence known early and often, putting pressure on Jets' quarterback Joe Flacco and holding New York to just 18 yards of offense in the first quarter.

Offensively, Miami took both of its first two drives into Jets territory but failed to come away with points. The opening drive stalled on the Jets' 44-yard line after an incomplete pass on fourth-down.

In the Dolphins' second drive, Thompson found tight end Durham Smythe for a 26-yard gain, setting up first-and-10 from the New York 39-yard line, but a mishap on the ensuing snap put the offense behind the chains and eventually forced a punt.

Sanders finally broke the scoreless tie with 5:17 to play in the half on a 37-yard field goal.

New York then responded with an 11-play, 61-yard drive that culminated in a 32-yard field goal from kicker Greg Zuerlein.

Despite Miami running nine more plays, possessing the ball for well over nine more minutes and outgaining New York 149-102, the two sides entered halftime tied, 3-3.

After outrushing New York 63-15 over the first 30 minutes of action, Miami leaned heavily on its run game to begin the second half. The Dolphins' opening drive featured three runs of at least nine yards as well as an eight-yard gain on fourth-and-five from running back Jeff Wilson Jr. Two plays after that drive-extending conversion, running back Raheem Mostert muscled his way to the Jets 13-yard line for a 21-yard gain, but the drive sputtered out and the Dolphins were forced to settle for another field goal. Sanders knocked in the kick from 37 yards away to cap the 15-play drive and put Miami back up three with 5:18 left in the third quarter.

Once again, Miami's lead was short lived as Flacco and the Jets' offense came back with a lengthy drive of their own. Zuerlein evened the game at six apiece on a 35-yard field goal with 11:59 to play in the game.

Sanders then put through his fourth career game-winning kick in the last two minutes or later of a game. After a series of laterals on the Jets' final possession, Jets wide receiver Elijah Moore fumbled and the ball rolled out of the endzone, resulting in a safety, to give Miami the five-point victory.

The Dolphins' defense held Flacco to just 149 passing yards while Wilson finished with nine receptions for 89 yards, both game-highs.

Thompson finished 20-for-31 with 152 passing yards and tight end Mike Gesicki tallied a team-leading 46 receiving yards.

Defensive tackle Christian Wilkins totaled six tackles, bringing his season total to 98, the most in a single season by a defensive lineman since 1994.

GAME STATISTICS

RUSHING (Att-Yds-TD):

N.Y. Jets: Z. Knight 12-22, T. Johnson 5-12, Mi. Carter 3-4.  
Miami: J. Wilson 16-72, R. Mostert 11-71, J. Waddle 1-9, S. Ahmed 1-7, S. Thompson 3-3.

PASSING (A-C-Y-TD-I):

N.Y. Jets: J. Flacco 33-18-149-0-0.  
Miami: S. Thompson 31-20-152-0-0.

RECEIVING (Rec-Yds-TD):

N.Y. Jets: G. Wilson 9-89, T. Conklin 2-13, T. Johnson 2-13, Mi. Carter 2-1, C. Davis 1-17, E. Moore 1-11, J. Ruckert 1-8, J. Flacco 0(-)-3).  
Miami: J. Waddle 5-44, M. Gesicki 4-46, D. Smythe 3-39, T. Hill 2-23, J. Wilson 2-2, R. Mostert 2(-)-10, R. Cracraft 1-5, E. Ezukanma 1-3.

SACKS (Sk-Yds):

N.Y. Jets: Qu. Williams 1-12.  
Miami: None.

INTERCEPTIONS (Int-Yds):

N.Y. Jets: None.  
Miami: None.

FORCED FUMBLES:

N.Y. Jets: None.  
Miami: E. Rowe 1.

FUMBLE RECOVERIES (No-Yds):

N.Y. Jets: None.  
Miami: None.

TEAM STATS	NYJ	MIA
<b>TOTAL FIRST DOWNS</b>	<b>11</b>	<b>17</b>
By Rushing	1	9
By Passing	9	7
By Penalty	1	1
<b>THIRD DOWN EFFICIENCY</b>	<b>7-16-43.8%</b>	<b>4-13-30.8%</b>
<b>FOURTH DOWN EFFICIENCY</b>	<b>0-0-0.0%</b>	<b>1-2-50.0%</b>
<b>TOTAL NET YARDS</b>	<b>187</b>	<b>302</b>
Total Offensive Plays	53	64
Average gain per offensive play	3.5	4.7
<b>NET YARDS RUSHING</b>	<b>38</b>	<b>162</b>
Total Rushing Plays	20	32
Average gain per rushing play	1.9	5.1
<b>NET YARDS PASSING</b>	<b>149</b>	<b>140</b>
Sacks-Yards	0-0	1-12
Gross yards passing	149	152
<b>ATTEMPTS-COMPLETIONS-INTS</b>	<b>33-18-0</b>	<b>31-20-0</b>
Avg. gain per pass play	4.5	4.4
<b>PUNTS NUMBER AND AVG.</b>	<b>5-48.2</b>	<b>4-45.3</b>
Net Punting Average	48.2	38.0
<b>TOTAL RETURN YARDAGE</b>	<b>29</b>	<b>0</b>
No. and Yards Punt Returns	2-29	0-0
No. and Yards Kickoff Returns	0-0	0-0
No. and Yards Int. Returns	0-0	0-0
<b>PENALTIES Number and Yards</b>	<b>6-54</b>	<b>5-47</b>
<b>FUMBLES Number and Lost</b>	<b>2-0</b>	<b>1-0</b>
<b>RED ZONE EFFICIENCY</b>	<b>0-2-0%</b>	<b>0-2-0%</b>
<b>GOAL TO GO EFFICIENCY</b>	<b>0-0-0%</b>	<b>0-0-0%</b>
<b>TIME OF POSSESSION</b>	<b>24:35</b>	<b>35:25</b>

# 2022-23 TRANSACTIONS

DATE	POS.	PLAYER/COACH	TRANSACTION
July 22	CB	Byron Jones	Placed on Active/Physically Unable to Perform List
July 22	DB	Elijah Campbell	Placed on Active/Non-Football Injury List
July 26	WR	Cody Core	Released/Non-Football Injury
July 26	WR	Mohamed Sanu Sr.	Signed as FA
July 27	CB	Tino Ellis	Signed as FA
Aug. 2	DL	Adam Butler	Released/Failed Physical
Aug. 3	DB	Elijah Campbell	Activated off the Non-Football Injury List
Aug. 5	P	Tommy Heatherly	Waived
Aug. 5	P	Sterling Hofrichter	Signed as FA
Aug. 9	TE	Adam Shaheen	Traded (Hou.)
Aug. 11	TE	Adam Shaheen	Trade with Hou. reverted
Aug. 15	CB	Mackensie Alexander	Signed as FA
Aug. 15	DT	Niles Scott	Signed as FA
Aug. 15	CB	Trill Williams	Placed on Injured Reserve
Aug. 16	OL	Cole Banwart	Waived
Aug. 16	WR	DeVonte Dedmon	Waived
Aug. 16	DL	Jordan Williams	Waived
Aug. 16	CB	Tino Ellis	Waived/Injured
Aug. 16	TE	Adam Shaheen	Placed on Injured Reserve
Aug. 23	P	Sterling Hofrichter	Waived
Aug. 23	LB	Deandre Johnson	Waived
Aug. 23	S	Sheldrick Redwine	Waived
Aug. 23	CB	Mackensie Alexander	Placed on Injured Reserve
Aug. 23	FB	John Lovett	Placed on Injured Reserve
Aug. 29	LB	Trey Flowers	Signed as FA
Aug. 29	RB	Sony Michel	Released
Aug. 29	OL	Adam Pankey	Released
Aug. 29	WR	Mohamed Sanu Sr.	Released
Aug. 29	DB	Quincy Wilson	Released
Aug. 29	OL	Blaise Andries	Waived
Aug. 29	DL	Owen Carney Jr.	Waived
Aug. 29	RB	Gerrid Doaks	Waived
Aug. 29	CB	Elijah Hamilton	Waived
Aug. 29	DT	Niles Scott	Waived
Aug. 29	RB	ZaQuandre White	Waived
Aug. 29	LB	Calvin Munson	Placed on Injured Reserve
Aug. 29	LB	Darius Hodge	Waived/Injured
Aug. 29	DB	D'Angelo Ross	Waived/Injured
Aug. 30	WR	Lynn Bowden Jr.	Waived
Aug. 30	OL	Larnel Coleman	Waived
Aug. 30	WR	River Cracraft	Waived
Aug. 30	OL	Kellen Diesch	Waived
Aug. 30	LB	Cameron Goode	Waived
Aug. 30	LB	Porter Gustin	Waived
Aug. 30	DT	Benito Jones	Waived
Aug. 30	OL	Solomon Kindley	Waived
Aug. 30	S	Verone McKinley III	Waived
Aug. 30	WR	Braylon Sanders	Waived
Aug. 30	T	Kion Smith	Waived
Aug. 30	DT	Ben Stille	Waived
Aug. 30	WR	Preston Williams	Waived
Aug. 30	CB	Byron Jones	Placed on the Reserve/Physically Unable to Perform list
Aug. 30	LB	Brennan Scarlett	Placed on Injured Reserve
Sept. 1	CB	Justin Bethel	Signed as FA
Sept. 1	S	Clayton Fejedelem	Placed on Injured Reserve
Sept. 1	CB	Kalon Barnes	Signed to practice squad
Sept. 1	T	Larnel Coleman	Signed to practice squad
Sept. 1	WR	River Cracraft	Signed to practice squad
Sept. 1	OL	James Empey	Signed to practice squad
Sept. 1	LB	Cameron Goode	Signed to practice squad

DATE	POS.	PLAYER/COACH	TRANSACTION
Sept. 1	LB	Porter Gustin	Signed to practice squad
Sept. 1	S	Verone McKinley III	Signed to practice squad
Sept. 1	WR	Braylon Sanders	Signed to practice squad
Sept. 1	DT	Niles Scott	Signed to practice squad
Sept. 1	DL	Ben Stille	Signed to practice squad
Sept. 1	RB	ZaQuandre White	Signed to practice squad
Sept. 2	WR	Freddie Swain	Signed to practice squad
Sept. 6	DT	Niles Scott	Released from practice squad
Sept. 6	DT	Josiah Bronson	Signed to practice squad
Sept. 6	DE	Big Kat Bryant	Signed to practice squad
Sept. 6	DT	Christopher Hinton	Signed to practice squad
Sept. 6	T	Kion Smith	Signed to practice squad
Sept. 6	CB	Chris Steele	Signed to practice squad
Sept. 10	WR	River Cracraft	Elevated to active roster
Sept. 10	S	Verone McKinley III	Elevated to active roster
Sept. 16	OL	Austin Jackson	Placed on Injured Reserve
Sept. 17	T	Larnel Coleman	Elevated to active roster
Sept. 17	WR	River Cracraft	Elevated to active roster
Sept. 19	DT	Christopher Hinton	Released from practice squad
Sept. 19	OL	Brandon Shell	Signed to practice squad
Sept. 24	T	Larnel Coleman	Elevated to active roster
Sept. 24	WR	River Cracraft	Elevated to active roster
Sept. 29	WR	River Cracraft	Signed to active roster
Sept. 29	T	Larnel Coleman	Elevated to active roster
Oct. 3	QB	Reid Sinnett	Signed to practice squad
Oct. 5	S	Clayton Fejedelem	Designated to return from Injured Reserve
Oct. 8	S	Clayton Fejedelem	Activated off Injured Reserve
Oct. 8	TE	Cethan Carter	Placed on Injured Reserve
Oct. 8	OL	Brandon Shell	Elevated to active roster
Oct. 10	CB	Tino Ellis	Signed to practice squad
Oct. 10	DT	Jaylen Twyman	Signed to practice squad
Oct. 10	DE	Big Kat Bryant	Released from practice squad
Oct. 10	CB	Chris Steele	Released from practice squad
Oct. 13	LB	Porter Gustin	Placed on Practice Squad/Injured List
Oct. 13	DE	Big Kat Bryant	Signed to practice squad
Oct. 15	OL	Brandon Shell	Elevated to active roster
Oct. 15	T	Kion Smith	Elevated to active roster
Oct. 17	RB	ZaQuandre White	Released from practice squad
Oct. 18	RB	La'Mical Perine	Signed to practice squad
Oct. 19	LB	Trey Flowers	Placed on Injured Reserve
Oct. 19	CB	Nik Needham	Placed on Injured Reserve
Oct. 24	OL	Brandon Shell	Signed to active roster
Oct. 24	S	Verone McKinley III	Elevated to active roster
Oct. 24	DL	Ben Stille	Elevated to active roster
Oct. 25	S	Brandon Jones	Placed on Injured Reserve
Oct. 25	WR	Freddie Swain	Placed on Practice Squad/Injured List
Oct. 25	WR	Calvin Jackson	Signed to practice squad
Oct. 25	DB	Jamal Perry	Signed to practice squad
Oct. 26	OL	Grant Hermanns	Signed to practice squad
Oct. 29	S	Verone McKinley III	Elevated to active roster
Oct. 29	WR	Braylon Sanders	Elevated to active roster
Nov. 1	OL	Liam Eichenberg	Placed on injured reserve
Nov. 1	OL	Austin Jackson	Activated off injured reserve
Nov. 1	QB	Reid Sinnett	Released from practice squad
Nov. 1	LB	Bradley Chubb	Acquired via trade (Den.)
Nov. 1	RB	Chase Edmonds	Traded (Den.)
Nov. 1	RB	Jeff Wilson Jr.	Acquired via trade (SF)
Nov. 2	OL	Lamont Gaillard	Signed to practice squad
Nov. 3	LB	Bradley Chubb	Signed contract extension
Nov. 5	T	Kion Smith	Elevated to active roster
Nov. 8	FB	Jake Bargas	Signed to practice squad
Nov. 8	DE	Big Kat Bryant	Released from practice squad

DATE	POS.	PLAYER/COACH	TRANSACTION
Nov. 12	S	Verone McKinley III	Signed to active roster
Nov. 12	T	Kion Smith	Elevated to active roster
Nov. 14	DE	Emmanuel Ogbah	Placed on Injured Reserve
Nov. 17	LB	Brennan Scarlett	Signed to practice squad
Nov. 21	DT	R.J. McIntosh	Signed to practice squad
Nov. 23	DT	Justin Zimmer	Signed as FA
Nov. 28	WR	Freddie Swain	Reverted to practice squad
Nov. 28	T	Kendall Lamm	Signed to practice squad
Nov. 28	OL	Grant Hermanns	Released from practice squad
Nov. 28	WR	Calvin Jackson	Released from practice squad
Dec. 3	OL	James Empey	Elevated to active roster
Dec. 3	T	Kendall Lamm	Elevated to active roster
Dec. 5	OL	Austin Jackson	Placed on Injured Reserve
Dec. 5	T	Eric Fisher	Signed as FA
Dec. 7	OL	Liam Eichenberg	Designated to return from Injured Reserve
Dec. 10	WR	Freddie Swain	Elevated to active roster
Dec. 14	WR	DaeSean Hamilton	Signed to practice squad
Dec. 14	CB	Ke'adar Hollman	Signed to practice squad
Dec. 17	WR	Braylon Sanders	Elevated to active roster
Dec. 20	OL	Lamont Gaillard	Released from practice squad
Dec. 20	OL	Lester Cotton	Signed to practice squad
Dec. 24	T	Kendall Lamm	Elevated to active roster
Dec. 24	WR	Braylon Sanders	Elevated to active roster
Dec. 27	OL	Liam Eichenberg	Activated off injured reserve
Dec. 27	RB	Myles Gaskin	Placed on injured reserve
Dec. 30	WR	DaeSean Hamilton	Released from practice squad
Dec. 30	WR	Calvin Jackson	Signed to practice squad
Dec. 31	T	Kendall Lamm	Signed to active roster
Dec. 31	DT	Justin Zimmer	Placed on Injured Reserve
Dec. 31	DT	Josiah Bronson	Elevated to active roster
Dec. 31	LB	Brennan Scarlett	Elevated to active roster
Jan. 4	QB	Mike Glennon	Signed to practice squad
Jan. 5	T	Eric Fisher	Placed on Injured Reserve
Jan. 5	T	Geron Christian	Acquired off waivers (KC)
Jan. 7	QB	Mike Glennon	Elevated to active roster
Jan. 7	LB	Brennan Scarlett	Elevated to active roster
Jan. 14	OL	Lester Cotton	Elevated to active roster
Jan. 14	RB	La'Mical Perine	Elevated to active roster
Jan. 16	DT	Josiah Bronson	Signed reserve/future contract
Jan. 16	OL	Lester Cotton	Signed reserve/future contract
Jan. 16	CB	Tino Ellis	Signed reserve/future contract
Jan. 16	LB	Cameron Goode	Signed reserve/future contract
Jan. 16	WR	Braylon Sanders	Signed reserve/future contract
Jan. 16	T	Kion Smith	Signed reserve/future contract
Jan. 16	TE	Jaylen Twyman	Signed reserve/future contract
March 7	TE	Cethan Carter	Released
March 7	DB	Elijah Campbell	Placed Exclusive Rights Tender
March 10	RB	Salvon Ahmed	Re-signed
March 15	T	Kendall Lamm	Re-signed
March 15	RB	Raheem Mostert	Re-signed
March 15	TE	Hunter Long	Traded (LAR)
March 15	CB	Jalen Ramsey	Acquired via trade (LAR)
March 15	CB	Byron Jones	Released/Failed physical
March 15	WR	Freddie Swain	Acquired off waivers (Den.)
March 16	T	Geron Christian	Re-signed
March 16	RB	Myles Gaskin	Re-signed
March 16	LB	Duke Riley	Re-signed
March 16	RB	Jeff Wilson Jr.	Re-signed
March 16	QB	Mike White	Signed as UFA (NYJ)
March 17	P	Jake Bailey	Signed as FA
March 17	WR	Braxton Berrios	Signed as FA
March 17	S	DeShon Elliott	Signed as UFA (Det.)
March 17	OL	Dan Feeney	Signed as UFA (NYJ)
March 17	LB	David Long Jr.	Signed as UFA (Ten.)
March 17	TE	Eric Saubert	Signed as UFA (Den.)
March 17	WR	River Cracraft	Re-signed
March 17	FB	John Lovett	Re-signed
March 17	CB	Nik Needham	Re-signed

DATE	POS.	PLAYER/COACH	TRANSACTION
March 20	QB	Tua Tagovailoa	Team exercises fifth-year option
March 20	LB	Malik Reed	Signed as UFA (Pit.)
March 23	LB	Andrew Van Ginkel	Re-signed
March 24	CB	Justin Bethel	Re-signed
April 3	TE	Durham Smythe	Signed contract extension
April 17	WR	Robbie Chosen	Signed as FA
April 28	CB	Cam Smith	Selected in NFL Draft – D2, '23
April 28	RB	De'Von Achane	Selected in NFL Draft – D3, '23
April 29	TE	Elijah Higgins	Selected in NFL Draft – D6, '23
April 29	T	Ryan Hayes	Selected in NFL Draft – D7, '23
May 9	TE	Tyler Kroft	Signed as FA
May 12	LB	Mitchell Agude	Signed as undrafted college FA
May 12	QB	James Blackman	Signed as undrafted college FA
May 12	CB	Ethan Bonner	Signed as undrafted college FA
May 12	RB	Chris Brooks	Signed as undrafted college FA
May 12	DE	Randy Charlton	Signed as undrafted college FA
May 12	WR	Chris Coleman	Signed as undrafted college FA
May 12	WR	Daewood Davis	Signed as undrafted college FA
May 12	TE	Julian Hill	Signed as undrafted college FA
May 12	T	Jarrett Horst	Signed as undrafted college FA
May 12	OL	Alex Jensen	Signed as undrafted college FA
May 12	LB	Aubrey Miller II	Signed as undrafted college FA
May 12	DT	Anthony Montalvo	Signed as undrafted college FA
May 12	LB	Garrett Nelson	Signed as undrafted college FA
May 12	DT	Brandon Pili	Signed as undrafted college FA
May 12	OL	DJ Scaife	Signed as undrafted college FA
May 12	S	Keidron Smith	Signed as undrafted college FA
May 12	T	James Tunstall	Signed as undrafted college FA
May 12	P	Michael Turk	Signed as undrafted college FA
May 12	OL	Alama Uluave	Signed as undrafted college FA
May 12	LB	Zeke Vandenburgh	Signed as undrafted college FA
May 12	S	Bennett Williams	Signed as undrafted college FA
May 13	T	Jarrett Horst	Waived
May 13	OL	Alex Jensen	Waived
May 13	OL	DJ Scaife	Waived
May 15	T	Cedric Ogbuehi	Signed as FA
May 15	T	Isaiah Wynn	Signed as FA
May 16	CB	Bryce Thompson	Signed as FA
June 2	RB	De'Von Achane	Signed (D3, '23)
June 2	TE	Elijah Higgins	Signed (D6, '23)
June 2	T	Ryan Hayes	Signed (D7, '23)
July 5	CB	Cam Smith	Signed (D2, '23)
July 18	CB	Ethan Bonner	Placed on Active/Non-Football Injury List
July 18	LB	Zeke Vandenburgh	Placed on Injured Reserve
July 20	CB	Nik Needham	Placed on Active/Physically Unable to Perform List
July 25	T	Terron Armstead	Placed on Active/Physically Unable to Perform List
July 25	TE	Tanner Conner	Placed on Active/Physically Unable to Perform List
July 25	T	Isaiah Wynn	Placed on Active/Physically Unable to Perform List
July 25	CB	Ethan Bonner	Activated off Non-Football Injury List
July 30	CB	Eli Applie	Signed as FA
July 30	T	Isaiah Wynn	Activated off Physically Unable to Perform List
July 31	T	Terron Armstead	Activated off Physically Unable to Perform List
Aug. 2	P	Michael Turk	Waived
Aug. 2	S	Bennett Williams	Waived/Injured
Aug. 3	S	Myles Dorn	Signed as FA
Aug. 3	LB	Mike Rose	Signed as FA
Aug. 4	CB	Mark Gilbert	Signed as FA
Aug. 4	FB	John Lovett	Waived/Injured

\* all transactions as of Aug. 5, 2023

## ALL-TIME RESULTS VS. NFL TEAMS

(Records include postseason games)

### MIAMI 10, ARIZONA 3

(formerly St. Louis, Phoenix)

11/27/72	– at Miami 31, St. Louis 10
11/24/77	– Miami 55, at St. Louis 14
10/1/78	– at Miami 24, St. Louis 10
9/6/81	– Miami 20, at St. Louis 7
9/30/84	– Miami 36, at St. Louis 28
11/4/90	– at Miami 23, Phoenix 3
9/8/96	– Miami 38, at Arizona 10
9/19/99	– at Miami 19, Arizona 16
11/7/04	– Arizona 24, at Miami 23
9/14/08	– at Arizona 31, Miami 10
9/30/12	– at Arizona 24, Miami 21 (ot)
12/11/16	– at Miami 26, Arizona 23
11/8/20	– Miami 34, at Arizona 31

### MIAMI 9, ATLANTA 5

11/30/70	– Miami 20, at Atlanta 7
11/3/74	– at Miami 42, Atlanta 7
9/21/80	– Miami 20, at Atlanta 17
12/10/83	– at Miami 31, Atlanta 24
11/30/86	– Atlanta 20, at Miami 14
10/11/92	– at Miami 21, Atlanta 17
12/3/95	– at Miami 21, Atlanta 20
12/27/98	– at Atlanta 38, Miami 16
12/30/01	– at Miami 21, Atlanta 14
11/6/05	– Atlanta 17, at Miami 10
9/13/09	– at Atlanta 19, Miami 7
9/22/13	– at Miami 27, Atlanta 23
10/15/17	– Miami 20, at Atlanta 17
10/24/21	– Atlanta 30, at Miami 28

### BALTIMORE 10, MIAMI 8

10/19/97	– Miami 24, at Baltimore 13
9/17/00	– at Miami 19, Baltimore 6
1/13/02	– *Baltimore 20, at Miami 3
11/17/02	– at Miami 26, Baltimore 7
11/16/03	– at Miami 9, Baltimore 6 (ot)
1/2/05	– at Baltimore 30, Miami 23
12/16/07	– at Miami 22, Baltimore 16 (ot)
10/19/08	– Baltimore 27, at Miami 13
1/4/09	– *Baltimore 27, at Miami 9
11/7/10	– at Baltimore 26, Miami 10
10/6/13	– Baltimore 26, at Miami 23
12/7/14	– Baltimore 28, at Miami 13
12/6/15	– at Miami 15, Baltimore 13
12/4/16	– at Baltimore 38, Miami 6
10/26/17	– at Baltimore 40, Miami 0
9/8/19	– Baltimore 59, at Miami 10
11/11/21	– at Miami 22, Baltimore 10
9/18/22	– Miami 42, at Baltimore 38

### MIAMI 62, BUFFALO 56 (1 TIE)

9/18/66	– at Buffalo 58, Miami 24
11/6/66	– Buffalo 29, at Miami 0
11/5/67	– at Buffalo 35, Miami 13
11/26/67	– at Miami 17, Buffalo 14
10/12/68	– at Miami 14, Buffalo 14 (tie)
11/10/68	– Miami 21, at Buffalo 17

10/26/69	– at Miami 24, Buffalo 6
11/16/69	– at Buffalo 28, Miami 3
10/18/70	– Miami 33, at Buffalo 14
12/20/70	– at Miami 45, Buffalo 7
9/26/71	– Miami 29, at Buffalo 14
11/7/71	– at Miami 34, Buffalo 0
10/22/72	– at Miami 24, Buffalo 23
11/5/72	– Miami 30, at Buffalo 16
10/21/73	– at Miami 27, Buffalo 6
11/18/73	– Miami 17, at Buffalo 0
9/22/74	– Miami 24, at Buffalo 16
11/17/74	– at Miami 35, Buffalo 28
10/26/75	– Miami 35, at Buffalo 30
12/7/75	– at Miami 31, Buffalo 21
9/13/76	– Miami 30, at Buffalo 21
12/5/76	– at Miami 45, Buffalo 27
9/18/77	– Miami 13, at Buffalo 0
12/17/77	– at Miami 31, Buffalo 14
9/17/78	– at Miami 31, Buffalo 24
11/12/78	– Miami 25, at Buffalo 24
9/2/79	– Miami 9, at Buffalo 7
10/14/79	– at Miami 17, Buffalo 7
9/7/80	– at Buffalo 17, Miami 7
10/19/80	– at Miami 17, Buffalo 14
10/12/81	– at Buffalo 31, Miami 21
12/19/81	– at Miami 16, Buffalo 6
11/21/82	– Miami 9, at Buffalo 7
12/27/82	– at Miami 27, Buffalo 10
9/4/83	– Miami 12, at Buffalo 0
10/9/83	– Buffalo 38, at Miami 35 (ot)
9/17/84	– Miami 21, at Buffalo 17
10/28/84	– at Miami 38, Buffalo 7
11/24/85	– Miami 23, at Buffalo 14
12/22/85	– at Miami 28, Buffalo 0
10/12/86	– at Miami 27, Buffalo 14
11/16/86	– Miami 34, at Buffalo 24
10/25/87	– Buffalo 30, at Miami 31 (ot)
11/29/87	– at Buffalo 27, Miami 0
9/11/88	– at Buffalo 9, Miami 6
11/14/88	– Buffalo 31, at Miami 6
9/10/89	– Buffalo 27, at Miami 24
10/29/89	– at Buffalo 31, Miami 17
9/16/90	– at Miami 30, Buffalo 7
12/23/90	– at Buffalo 24, Miami 14
1/12/91	– *at Buffalo 44, Miami 34
9/1/91	– at Buffalo 35, Miami 31
11/18/91	– Buffalo 41, at Miami 27
10/4/92	– Miami 37, at Buffalo 10
11/16/92	– Buffalo 26, at Miami 20
1/17/93	– **Buffalo 29, at Miami 10
9/26/93	– Miami 22, at Buffalo 13
12/19/93	– Buffalo 47, at Miami 34
10/9/94	– at Buffalo 21, Miami 11
12/4/94	– Buffalo 42, at Miami 31
10/29/95	– at Miami 23, Buffalo 6
12/17/95	– at Buffalo 23, Miami 20
12/30/95	– *at Buffalo 37, Miami 22
10/13/96	– Miami 21, at Buffalo 7
12/16/96	– at Miami 16, Buffalo 14
11/2/97	– at Buffalo 9, Miami 6
11/17/97	– at Miami 30, Buffalo 13
9/13/98	– at Miami 13, Buffalo 7
11/1/98	– at Buffalo 30, Miami 24
1/2/99	– *at Miami 24, Buffalo 17

10/4/99 – Buffalo 23, at Miami 18  
 11/14/99 – at Buffalo 23, Miami 3  
 10/8/00 – at Miami 22, Buffalo 13  
 12/3/00 – Miami 33, at Buffalo 6  
 11/25/01 – Miami 34, at Buffalo 27  
 1/6/02 – at Miami 34, Buffalo 7  
 10/20/02 – Buffalo 23, at Miami 10  
 12/1/02 – at Buffalo 38, Miami 21  
 9/21/03 – at Miami 17, Buffalo 7  
 12/21/03 – Miami 20, at Buffalo 3  
 10/17/04 – at Buffalo 20, Miami 13  
 12/5/04 – Buffalo 42, at Miami 32  
 10/9/05 – at Buffalo 20, Miami 14  
 12/4/05 – at Miami 24, Buffalo 23  
 9/17/06 – Buffalo 16, at Miami 6  
 12/17/06 – at Buffalo 21, Miami 0  
 11/11/07 – Buffalo 13, at Miami 10  
 12/9/07 – at Buffalo 38, Miami 17  
 10/26/08 – at Miami 25, Buffalo 16  
 12/7/08 – Miami 16, at Buffalo 3 (at Toronto)  
 10/4/09 – at Miami 38, Buffalo 10  
 11/29/09 – at Buffalo 31, Miami 14  
 9/12/10 – Miami 15, at Buffalo 10  
 12/19/10 – Buffalo 17, at Miami 14  
 11/20/11 – at Miami 35, Buffalo 8  
 12/18/11 – Miami 30, at Buffalo 23  
 11/15/12 – at Buffalo 19, Miami 14  
 12/23/12 – at Miami 24, Buffalo 10  
 10/20/13 – Buffalo 23, at Miami 21  
 12/22/13 – at Buffalo 19, Miami 0  
 9/14/14 – at Buffalo 29, Miami 10  
 11/13/14 – at Miami 22, Buffalo 9  
 9/27/15 – Buffalo 41, at Miami 14  
 11/8/15 – at Buffalo 33, Miami 17  
 10/23/16 – at Miami 28, Buffalo 25  
 12/24/16 – Miami 34, at Buffalo 31 (ot)  
 12/17/17 – at Buffalo 24, Miami 16  
 12/31/17 – Buffalo 22, at Miami 16  
 12/2/18 – at Miami 21, Buffalo 17  
 12/30/18 – at Buffalo 42, Miami 17  
 10/20/19 – at Buffalo 31, Miami 21  
 11/17/19 – Buffalo 37, at Miami 20  
 9/20/20 – Buffalo 31, at Miami 28  
 1/3/21 – at Buffalo 56, Miami 26  
 9/19/21 – Buffalo 35, at Miami 0  
 10/31/21 – at Buffalo 26, Miami 11  
 9/25/22 – at Miami 21, Buffalo 19  
 12/17/22 – at Buffalo 32, Miami 29  
 1/15/23 – \*at Buffalo 34, Miami 31

### MIAMI 5, CAROLINA 2

11/15/98 – Miami 13, at Carolina 9  
 11/4/01 – at Miami 23, Carolina 6  
 9/25/05 – at Miami 27, Carolina 24  
 11/19/09 – Miami 24, at Carolina 17  
 11/24/13 – Carolina 20, at Miami 16  
 11/13/17 – at Carolina 45, Miami 21  
 11/28/21 – at Miami 33, Carolina 10

### MIAMI 10, CHICAGO 4

11/29/71 – at Miami 34, Chicago 3  
 11/2/75 – Miami 46, at Chicago 13  
 9/23/79 – at Miami 31, Chicago 16  
 12/2/85 – at Miami 38, Chicago 24  
 9/4/88 – at Chicago 34, Miami 7  
 11/24/91 – Miami 16, at Chicago 13 (ot)  
 11/13/94 – Chicago 17, at Miami 14

10/27/97@ – Chicago 36, at Miami 33 (ot)  
 12/9/02 – at Miami 27, Chicago 9  
 11/5/06 – Miami 31, at Chicago 13  
 11/18/10 – Chicago 16, at Miami 0  
 10/19/14 – Miami 27, at Chicago 14  
 10/14/18 – at Miami 31, Chicago 28 (ot)  
 11/6/22 – Miami 35, at Chicago 32

### MIAMI 18, CINCINNATI 8

10/20/68 – Miami 24, at Cincinnati 22  
 11/17/68 – Cincinnati 38, at Miami 21  
 9/14/69 – at Cincinnati 27, Miami 21  
 10/10/71 – Miami 23, at Cincinnati 13  
 12/23/73 – \*at Miami 34, Cincinnati 16  
 12/2/74 – at Miami 24, Cincinnati 3  
 11/20/77 – at Cincinnati 23, Miami 17  
 10/9/78 – at Miami 21, Cincinnati 0  
 9/14/80 – at Miami 17, Cincinnati 16  
 11/28/83 – at Miami 38, Cincinnati 14  
 11/8/87 – Miami 20, at Cincinnati 14  
 10/15/89 – Miami 20, at Cincinnati 13  
 12/9/91 – at Miami 37, Cincinnati 13  
 10/2/94 – Miami 23, at Cincinnati 7  
 10/1/95 – Miami 26, at Cincinnati 23  
 10/1/00 – Miami 31, at Cincinnati 16  
 9/19/04 – at Cincinnati 16, Miami 13  
 12/30/07 – Cincinnati 38, at Miami 25  
 10/31/10 – Miami 22, at Cincinnati 14  
 10/7/12 – Miami 17, at Cincinnati 13  
 10/31/13 – at Miami 22, Cincinnati 20 (ot)  
 9/29/16 – at Cincinnati 22, Miami 7  
 10/7/18 – at Cincinnati 27, Miami 17  
 12/22/19 – at Miami 38, Cincinnati 35 (ot)  
 12/6/20 – at Miami 19, Cincinnati 7  
 9/29/22 – at Cincinnati 27, Miami 15

### MIAMI 12, CLEVELAND 9

10/25/70 – Cleveland 28, at Miami 0  
 12/24/72 – \*at Miami 20, Cleveland 14  
 10/15/73 – Miami 17, at Cleveland 9  
 11/28/76 – at Cleveland 17, Miami 13  
 11/18/79 – at Cleveland 30, Miami 24 (ot)  
 1/4/86 – \*at Miami 24, Cleveland 21  
 11/10/86 – at Cleveland 26, Miami 16  
 12/12/88 – at Miami 38, Cleveland 31  
 10/8/89 – at Miami 13, Cleveland 10 (ot)  
 11/25/90 – Miami 30, at Cleveland 13  
 9/14/92 – Miami 27, at Cleveland 23  
 10/10/93 – Miami 24, at Cleveland 14  
 12/26/04 – at Miami 10, Cleveland 7  
 11/20/05 – at Cleveland 22, Miami 0  
 10/14/07 – at Cleveland 41, Miami 31  
 12/5/10 – Cleveland 13, at Miami 10  
 9/25/11 – at Cleveland 17, Miami 16  
 9/8/13 – Miami 23, at Cleveland 10  
 9/25/16 – at Miami 30, Cleveland 24 (ot)  
 11/24/19 – at Cleveland 41, Miami 24  
 11/13/22 – at Miami 39, Cleveland 17

### DALLAS 8, MIAMI 7

1/16/72 – \*\*\*Dallas 24, Miami 3  
 11/22/73 – Miami 14, at Dallas 7  
 11/5/78 – at Miami 23, Dallas 16  
 10/25/81 – at Dallas 28, Miami 27  
 12/17/84 – at Miami 28, Dallas 21  
 11/22/87 – Miami 20, at Dallas 14



11/19/89 – Miami 17, at Dallas 14  
 11/25/93 – Miami 16, at Dallas 14  
 10/27/96 – Dallas 29, at Miami 10  
 11/25/99 – at Dallas 20, Miami 0  
 11/27/03 – Miami 40, at Dallas 21  
 9/16/07 – Dallas 37, at Miami 20  
 11/24/11 – at Dallas 20, Miami 19  
 11/22/15 – Dallas 24, at Miami 14  
 9/22/19 – at Dallas 31, Miami 6

### MIAMI 12, DENVER 7 (1 TIE)

10/16/66 – at Miami 24, Denver 7  
 12/4/66 – at Denver 17, Miami 7  
 9/17/67 – at Miami 35, Denver 21  
 10/27/68 – at Denver 21, Miami 14  
 12/7/69 – at Miami 27, Denver 24  
 9/19/71 – Miami 10, at Denver 10 (tie)  
 12/20/75 – at Miami 14, Denver 13  
 9/29/85 – Miami 30, at Denver 26  
 12/21/98 – at Miami 31, Denver 21  
 1/9/99 – \*at Denver 38, Miami 3  
 9/13/99 – Miami 38, at Denver 21  
 12/2/01 – at Miami 21, Denver 10  
 10/13/02 – Miami 24, at Denver 22  
 12/12/04 – at Denver 20, Miami 17  
 9/11/05 – at Miami 34, Denver 10  
 11/2/08 – Miami 26, at Denver 17  
 10/23/11 – Denver 18, at Miami 15 (ot)  
 11/23/14 – at Denver 39, Miami 36  
 12/3/17 – at Miami 35, Denver 9  
 11/22/20 – at Denver 20, Miami 13

### MIAMI 8, DETROIT 5

12/15/73 – at Miami 34, Detroit 7  
 12/9/79 – Miami 28, at Detroit 10  
 10/27/85 – at Detroit 31, Miami 21  
 9/15/91 – at Detroit 17, Miami 13  
 12/25/94 – at Miami 27, Detroit 20  
 12/7/97 – at Miami 33, Detroit 30  
 11/5/00 – Miami 23, at Detroit 8  
 9/8/02 – at Miami 49, Detroit 21  
 11/23/06 – Miami 27, at Detroit 10  
 12/26/10 – Detroit 34, at Miami 27  
 11/9/14 – at Detroit 20, Miami 16  
 10/21/18 – Detroit 32, at Miami 21  
 10/30/22 – Miami 31, at Detroit 27

### MIAMI 10, GREEN BAY 6

12/19/71 – at Miami 27, Green Bay 6  
 10/5/75 – Miami 31, at Green Bay 7  
 10/28/79 – at Miami 27, Green Bay 7  
 12/8/85 – Miami 34, at Green Bay 24  
 9/18/88 – at Miami 24, Green Bay 17  
 10/22/89 – at Miami 23, Green Bay 20  
 9/22/91 – at Miami 16, Green Bay 13  
 9/11/94 – Miami 24, at Green Bay 14 (at Mil.)  
 9/14/97 – at Green Bay 23, Miami 18  
 10/29/00 – at Miami 28, Green Bay 20  
 11/4/02 – at Green Bay 24, Miami 10  
 10/22/06 – Green Bay 34, at Miami 24  
 10/17/10 – Miami 23, at Green Bay 20 (ot)  
 10/12/14 – Green Bay 27, at Miami 24  
 11/11/18 – at Green Bay 31, Miami 12  
 12/25/22 – Green Bay 26, at Miami 20

### HOUSTON 8, MIAMI 3

9/7/03 – Houston 21, at Miami 20  
 10/1/06 – at Houston 17, Miami 15  
 10/7/07 – at Houston 22, Miami 19  
 10/12/08 – at Houston 29, Miami 28  
 12/27/09 – Houston 27, at Miami 20  
 9/18/11 – Houston 23, at Miami 13  
 9/9/12 – at Houston 30, Miami 10  
 10/25/15 – at Miami 44, Houston 26  
 10/25/18 – at Houston 42, Miami 23  
 11/7/21 – at Miami 17, Houston 9  
 11/27/22 – at Miami 30, Houston 15

### MIAMI 48, INDIANAPOLIS 28

(formerly Baltimore)

11/1/70 – at Baltimore 35, Miami 0  
 11/22/70 – at Miami 34, Baltimore 17  
 11/21/71 – at Miami 17, Baltimore 14  
 12/11/71 – at Baltimore 14, Miami 3  
 1/2/72 – \*\*at Miami 21, Baltimore 0  
 10/29/72 – Miami 23, at Baltimore 0  
 12/16/72 – at Miami 16, Baltimore 0  
 11/11/73 – at Miami 44, Baltimore 0  
 12/9/73 – at Baltimore 16, Miami 3  
 10/27/74 – at Miami 17, Baltimore 7  
 12/8/74 – Miami 17, at Baltimore 16  
 11/23/75 – Baltimore 33, at Miami 17  
 12/14/75 – at Baltimore 10, Miami 7 (ot)  
 10/10/76 – at Baltimore 28, Miami 14  
 11/22/76 – Baltimore 17, at Miami 16  
 10/9/77 – at Baltimore 45, Miami 28  
 12/5/77 – at Miami 17, Baltimore 6  
 9/10/78 – Miami 42, at Baltimore 0  
 10/29/78 – at Miami 26, Baltimore 8  
 11/11/79 – at Miami 19, Baltimore 0  
 11/25/79 – Miami 28, at Baltimore 24  
 10/5/80 – Baltimore 30, at Miami 17  
 12/14/80 – Miami 24, at Baltimore 14  
 9/27/81 – Miami 31, at Baltimore 28  
 11/1/81 – at Miami 27, Baltimore 10  
 9/19/82 – at Miami 24, Baltimore 20  
 1/2/83 – Miami 34, at Baltimore 7  
 10/23/83 – Miami 21, at Baltimore 7  
 11/20/83 – at Miami 37, Baltimore 0  
 9/23/84 – at Miami 44, Indianapolis 7  
 12/9/84 – Miami 35, at Indianapolis 17  
 9/15/85 – at Miami 30, Indianapolis 13  
 11/17/85 – Miami 34, at Indianapolis 20  
 9/14/86 – at Miami 30, Indianapolis 10  
 10/26/86 – Miami 17, at Indianapolis 13  
 9/20/87 – Miami 23, at Indianapolis 10  
 11/15/87 – Indianapolis 40, at Miami 21  
 9/25/88 – at Indianapolis 15, Miami 13  
 12/4/88 – Indianapolis 31, at Miami 28  
 11/5/89 – at Miami 19, Indianapolis 13  
 12/17/89 – at Indianapolis 42, Miami 13  
 10/28/90 – Miami 27, at Indianapolis 7  
 12/30/90 – at Miami 23, Indianapolis 17  
 9/8/91 – at Miami 17, Indianapolis 6  
 11/3/91 – Miami 10, at Indianapolis 6  
 10/25/92 – Indianapolis 31, at Miami 20  
 11/8/92 – Miami 28, at Indianapolis 0  
 9/5/93 – Miami 24, at Indianapolis 20  
 10/24/93 – at Miami 41, Indianapolis 27  
 11/6/94 – at Miami 22, Indianapolis 21  
 12/18/94 – at Indianapolis 10, Miami 6  
 10/8/95 – Indianapolis 27, at Miami 24 (ot)



11/26/95 – at Indianapolis 36, Miami 28  
 9/23/96 – at Indianapolis 10, Miami 6  
 11/10/96 – at Miami 37, Indianapolis 13  
 8/31/97 – at Miami 16, Indianapolis 10  
 12/14/97 – at Indianapolis 41, Miami 0  
 9/6/98 – Miami 24, at Indianapolis 15  
 11/8/98 – at Miami 27, Indianapolis 14  
 10/10/99 – Miami 34, at Indianapolis 31  
 12/5/99 – Indianapolis 37, at Miami 34  
 11/26/00 – Miami 17, at Indianapolis 14  
 12/17/00 – Indianapolis 20, at Miami 13  
 12/30/00 – \*at Miami 23, Indianapolis 17 (ot)  
 11/11/01 – Miami 27, at Indianapolis 24  
 12/10/01 – at Miami 41, Indianapolis 6  
 9/15/02 – Miami 21, at Indianapolis 13  
 11/2/03 – Indianapolis 23, at Miami 17  
 12/31/06 – at Indianapolis 27, Miami 22  
 9/21/09 – Indianapolis 27, at Miami 23  
 11/4/12 – at Indianapolis 23, Miami 20  
 9/15/13 – Miami 24, at Indianapolis 20  
 12/27/15 – Indianapolis 18, at Miami 12  
 11/25/18 – at Indianapolis 27, Miami 24  
 11/10/19 – Miami 16, at Indianapolis 12  
 10/3/21 – Indianapolis 27, at Miami 17

### JACKSONVILLE 6, MIAMI 5

10/12/98 – at Jacksonville 28, Miami 21  
 1/15/00 – \*at Jacksonville 62, Miami 7  
 10/12/03 – Miami 24, at Jacksonville 10  
 12/3/06 – Jacksonville 24, at Miami 10  
 12/13/09 – Miami 14, at Jacksonville 10  
 12/16/12 – at Miami 24, Jacksonville 3  
 10/26/14 – Miami 27, at Jacksonville 13  
 9/20/15 – at Jacksonville 23, Miami 20  
 12/23/18 – Jacksonville 17, at Miami 7  
 9/24/20 – Miami 31, at Jacksonville 13  
 10/17/21 – at Jacksonville 23, Miami 20 (at London, England)

### MIAMI 16, KANSAS CITY 15

11/13/66 – at Kansas City 34, Miami 16  
 12/11/66 – Kansas City 19, at Miami 18  
 9/24/67 – Kansas City 24, at Miami 0  
 10/8/67 – at Kansas City 41, Miami 0  
 9/28/68 – Kansas City 48, at Miami 3  
 10/19/69 – at Kansas City 17, Miami 10  
 12/25/71 – \*Miami 27, at Kansas City 24 (2ot)  
 9/17/72 – Miami 20, at Kansas City 10  
 10/20/74 – at Miami 9, Kansas City 3  
 10/17/76 – Kansas City 20, at Miami 17(ot)  
 12/13/81 – Miami 17, at Kansas City 7  
 9/25/83 – at Miami 14, Kansas City 6  
 9/22/85 – at Miami 31, Kansas City 0  
 10/11/87 – at Miami 42, Kansas City 0  
 12/3/89 – at Kansas City 26, Miami 21  
 12/24/89 – Kansas City 27, at Miami 24  
 1/5/91 – \*at Miami 17, Kansas City 16  
 10/13/91 – at Kansas City 42, Miami 7  
 10/31/93 – at Miami 30, Kansas City 10  
 12/12/94 – at Miami 45, Kansas City 28  
 12/31/94 – \*at Miami 27, Kansas City 17  
 12/11/95 – at Miami 13, Kansas City 6  
 10/5/97 – at Miami 17, Kansas City 14  
 9/29/02 – at Kansas City 48, Miami 30  
 10/21/05% – Kansas City 30, at Miami 20  
 11/12/06 – at Miami 13, Kansas City 10  
 12/21/08 – Miami 38, at Kansas City 31

11/6/11 – Miami 31, at Kansas City 3  
 9/21/14 – Kansas City 34, at Miami 15  
 12/24/17 – at Kansas City 29, Miami 13  
 12/13/20 – Kansas City 33, at Miami 27

### LAS VEGAS 21, MIAMI 19 (1 TIE)

(formerly Oakland and Los Angeles)

9/2/66 – Oakland 23, at Miami 14  
 10/9/66 – at Oakland 21, Miami 10  
 11/19/67 – at Oakland 31, Miami 17  
 9/21/68 – Oakland 47, at Miami 21  
 9/20/69 – at Oakland 20, Miami 17  
 10/4/69 – at Miami 20, Oakland 20 (tie)  
 10/3/70 – at Miami 20, Oakland 13  
 12/27/70 – \*at Oakland 21, Miami 14  
 9/23/73 – at Oakland 12, Miami 7 (at Berkeley)  
 12/30/73 – \*\*at Miami 27, Oakland 10  
 12/21/74 – \*at Oakland 28, Miami 26  
 9/22/75 – Oakland 31, at Miami 21  
 12/10/78 – at Miami 23, Oakland 6  
 10/8/79 – at Oakland 13, Miami 3  
 11/2/80 – at Oakland 16, Miami 10  
 11/15/81 – Oakland 33, at Miami 17  
 9/19/83 – at L.A. Raiders 27, Miami 14  
 12/2/84 – L.A. Raiders 45, at Miami 34  
 10/19/86 – L.A. Raiders 30, at Miami 28  
 10/9/88 – Miami 24, at L.A. Raiders 14  
 11/19/90 – L.A. Raiders 13, at Miami 10  
 12/14/92 – at Miami 20, L.A. Raiders 7  
 10/16/94 – at Miami 20, L.A. Raiders 17 (ot)  
 12/1/96 – at Oakland 17, Miami 7  
 11/30/97 – Miami 34, at Oakland 16  
 12/6/98 – Miami 27, at Oakland 17  
 10/31/99 – Miami 16, at Oakland 9  
 1/6/01 – \*at Oakland 27, Miami 0  
 9/23/01 – at Miami 18, Oakland 15  
 12/15/02 – at Miami 23, Oakland 17  
 11/27/05 – Miami 33, at Oakland 21  
 9/30/07 – Oakland 35, at Miami 17  
 11/16/08 – at Miami 17, Oakland 15  
 11/28/10 – Miami 33, at Oakland 17  
 12/4/11 – at Miami 34, Oakland 14  
 9/16/12 – at Miami 35, Oakland 13  
 9/28/14 – Miami 38, at Oakland 14 (at London, England)  
 11/5/17 – Oakland 27, at Miami 24  
 9/23/18 – at Miami 28, Oakland 20  
 12/26/20 – Miami 26, at Las Vegas 25  
 9/26/21 – at Las Vegas 31, Miami 28 (ot)

### MIAMI 19, L.A. CHARGERS 17

(formerly San Diego)

10/2/66 – at San Diego 44, Miami 10  
 11/12/67 – at San Diego 24, Miami 0  
 12/10/67 – at Miami 41, San Diego 24  
 11/3/68 – at San Diego 34, Miami 28  
 10/11/69 – San Diego 21, at Miami 14  
 10/15/72 – at Miami 24, San Diego 10  
 9/29/74 – Miami 28, at San Diego 21  
 10/30/77 – San Diego 14, at Miami 13  
 10/15/78 – Miami 28, at San Diego 21  
 11/20/80 – San Diego 27, at Miami 24 (ot)  
 1/2/82 – \*San Diego 41, at Miami 38 (ot)  
 1/16/83 – \*at Miami 34, San Diego 13  
 11/18/84 – at San Diego 34, Miami 28 (ot)  
 9/7/86 – at San Diego 50, Miami 28  
 10/16/88 – at Miami 31, San Diego 28

12/15/91 – at San Diego 38, Miami 30  
 1/10/93 – \*at Miami 31, San Diego 0  
 12/27/93 – at San Diego 45, Miami 20  
 1/8/95 – \* at San Diego 22, Miami 21  
 11/5/95 – Miami 24, at San Diego 14  
 12/19/99 – at Miami 12, San Diego 9  
 11/12/00 – Miami 17, at San Diego 7  
 11/24/02 – at Miami 30, San Diego 3  
 10/27/03 – Miami 26, at San Diego 10 (at Tempe, Ariz.)  
 12/11/05 – Miami 23, at San Diego 21  
 10/5/08 – at Miami 17, San Diego 10  
 9/27/09 – at San Diego 23, Miami 13  
 10/2/11 – at San Diego 26, Miami 16  
 11/17/13 – at Miami 20, San Diego 16  
 11/2/14 – at Miami 37, San Diego 0  
 12/20/15 – at San Diego 30, Miami 14  
 11/13/16 – Miami 31, at San Diego 24  
 9/17/17 – Miami 19, at L.A. Chargers 17  
 9/29/19 – L.A. Chargers 30, at Miami 10  
 11/15/20 – at Miami 29, L.A. Chargers 21  
 12/11/22 – at L.A. Chargers 23, Miami 17

12/6/70 – at Miami 37, Boston 20  
 10/17/71 – at Miami 41, New England 3  
 12/5/71 – at New England 34, Miami 13  
 11/12/72 – at Miami 52, New England 0  
 12/3/72 – Miami 37, at New England 21  
 9/30/73 – at Miami 44, New England 23  
 10/28/73 – Miami 30, at New England 14  
 9/15/74 – at New England 34, Miami 24  
 12/15/74 – at Miami 34, New England 27  
 9/28/75 – Miami 22, at New England 14  
 12/1/75 – at Miami 20, New England 7  
 9/19/76 – at New England 30, Miami 14  
 10/31/76 – at Miami 10, New England 3  
 11/13/77 – at Miami 17, New England 5  
 12/11/77 – at New England 14, Miami 10  
 10/22/78 – at New England 33, Miami 24  
 12/18/78 – at Miami 23, New England 3  
 10/21/79 – at New England 28, Miami 13  
 11/29/79 – at Miami 39, New England 24  
 10/12/80 – at New England 34, Miami 0  
 12/8/80 – at Miami 16, New England 13 (ot)  
 11/8/81 – Miami 30, at New England 27 (ot)  
 12/6/81 – at Miami 24, New England 14  
 12/12/82 – at New England 3, Miami 0  
 1/8/83 – \*at Miami 28, New England 13  
 9/11/83 – at Miami 34, New England 24  
 11/13/83 – at New England 17, Miami 6  
 9/9/84 – at Miami 28, New England 7  
 10/21/84 – Miami 44, at New England 24  
 11/3/85 – at New England 17, Miami 13  
 12/16/85 – at Miami 30, New England 27  
 1/12/86 – \*\*New England 31, at Miami 14  
 10/5/86 – at New England 34, Miami 7  
 12/22/86 – New England 34, at Miami 27  
 9/13/87 – at New England 28, Miami 21  
 12/28/87 – New England 24, at Miami 10  
 11/6/88 – at New England 21, Miami 10  
 11/20/88 – New England 6, at Miami 3  
 9/17/89 – Miami 24, at New England 10  
 12/10/89 – at Miami 31, New England 10  
 9/9/90 – Miami 27, at New England 24  
 10/18/90 – at Miami 17, New England 10  
 10/6/91 – Miami 20, at New England 10  
 11/10/91 – at Miami 30, New England 20  
 10/18/92 – at Miami 38, New England 17  
 12/27/92 – Miami 16, at New England 13 (ot)  
 11/21/93 – at Miami 17, New England 13  
 1/2/94 – at New England 33, Miami 27 (ot)  
 9/4/94 – at Miami 39, New England 35  
 10/30/94 – Miami 23, at New England 3  
 9/10/95 – Miami 20, at New England 3  
 11/12/95 – New England 34, at Miami 17  
 9/1/96 – at Miami 24, New England 10  
 11/3/96 – at New England 42, Miami 23  
 11/23/97 – at New England 27, Miami 24  
 12/22/97 – New England 14, at Miami 12  
 12/28/97 – \*at New England 17, Miami 3  
 10/25/98 – at Miami 12, New England 9 (ot)  
 11/23/98 – at New England 26, Miami 23  
 10/17/99 – Miami 31, at New England 30  
 11/21/99 – at Miami 27, New England 17  
 9/24/00 – at Miami 10, New England 3  
 12/24/00 – Miami 27, at New England 24  
 10/7/01 – at Miami 30, New England 10  
 12/22/01 – at New England 20, Miami 13  
 10/6/02 – at Miami 26, New England 13  
 12/29/02 – at New England 27, Miami 24 (ot)  
 10/19/03 – New England 19, at Miami 13 (ot)  
 12/7/03 – at New England 12, Miami 0

## MIAMI 12, L.A. RAMS 2

(formerly St. Louis)

10/31/71 – Miami 20, at L.A. Rams 14  
 10/3/76 – L.A. Rams 31, at Miami 28  
 11/9/80 – Miami 35, at L.A. Rams 14  
 10/30/83 – at Miami 30, L.A. Rams 14  
 12/14/86 – Miami 37, at L.A. Rams 31 (ot)  
 9/20/92 – at Miami 26, L.A. Rams 10  
 12/24/95 – Miami 41, at St. Louis 22  
 10/18/98 – at Miami 14, St. Louis 0  
 9/30/01 – at St. Louis 42, Miami 10  
 10/24/04 – at Miami 31, St. Louis 14  
 11/30/08 – Miami 16, at St. Louis 12  
 10/14/12 – at Miami 17, St. Louis 14  
 11/20/16 – Miami 14, at L.A. Rams 10  
 11/1/20 – at Miami 28, L.A. Rams 17

## MIAMI 8, MINNESOTA 6

10/1/72 – Miami 16, at Minnesota 14  
 1/13/74 – \*\*\*Miami 24, Minnesota 7  
 12/11/76 – Minnesota 29, at Miami 7  
 9/16/79 – Miami 27, at Minnesota 12  
 12/5/82 – at Miami 22, Minnesota 14  
 10/2/88 – at Miami 24, Minnesota 7  
 9/25/94 – at Minnesota 38, Miami 35  
 9/10/00 – at Minnesota 13, Miami 7  
 12/21/02 – at Minnesota 20, Miami 17  
 11/19/06 – at Miami 24, Minnesota 20  
 9/19/10 – Miami 14, at Minnesota 10  
 12/21/14 – at Miami 37, Minnesota 35  
 12/16/18 – at Minnesota 41, Miami 17  
 10/16/22 – Minnesota 24, at Miami 16

## MIAMI 60, NEW ENGLAND 55

(formerly Boston)

11/27/66 – Boston 20, at Miami 14  
 10/15/67 – at Boston 41, Miami 10  
 12/17/67 – at Miami 41, Boston 32  
 11/24/68 – Miami 34, at Boston 10  
 12/8/68 – at Miami 38, Boston 7  
 11/9/69 – Miami 17, at Boston 16  
 11/30/69 – Boston 38, at Miami 23 (at Tampa)  
 9/20/70 – at Boston 27, Miami 14

10/10/04 – at New England 24, Miami 10  
 12/20/04 – at Miami 29, New England 28  
 11/13/05 – New England 23, at Miami 16  
 1/1/06 – Miami 28, at New England 26  
 10/8/06 – at New England 20, Miami 10  
 12/10/06 – at Miami 21, New England 0  
 10/21/07 – New England 49, at Miami 28  
 12/23/07 – at New England 28, Miami 7  
 9/21/08 – Miami 38, at New England 13  
 11/23/08 – New England 48, at Miami 28  
 11/8/09 – at New England 27, Miami 17  
 12/6/09 – at Miami 22, New England 21  
 10/4/10 – New England 41, at Miami 14  
 1/2/11 – at New England 38, Miami 7  
 9/12/11 – New England 38, at Miami 24  
 12/24/11 – at New England 27, Miami 24  
 12/2/12 – New England 23, at Miami 16  
 12/30/12 – at New England 28, Miami 0  
 10/27/13 – at New England 27, Miami 17  
 12/15/13 – at Miami 24, New England 20  
 9/7/14 – at Miami 33, New England 20  
 12/14/14 – at New England 41, Miami 13  
 10/29/15 – at New England 36, Miami 7  
 1/3/16 – at Miami 20, New England 10  
 9/18/16 – at New England 31, Miami 24  
 1/1/17 – New England 35, at Miami 14  
 11/26/17 – at New England 35, Miami 17  
 12/11/17 – at Miami 27, New England 20  
 9/30/18 – at New England 38, Miami 7  
 12/9/18 – at Miami 34, New England 33  
 9/15/19 – New England 43, at Miami 0  
 12/29/19 – Miami 27, at New England 24  
 9/13/20 – at New England 21, Miami 11  
 12/20/20 – at Miami 22, New England 12  
 9/12/21 – Miami 17, at New England 16  
 1/9/22 – at Miami 33, New England 24  
 9/11/22 – at Miami 20, New England 7  
 1/1/23 – at New England 23, Miami 21

### MIAMI 7, NEW ORLEANS 6

11/15/70 – at Miami 21, New Orleans 10  
 11/10/74 – Miami 21, at New Orleans 0  
 9/28/80 – at Miami 21, New Orleans 16  
 10/2/83 – at New Orleans 17, Miami 7  
 12/7/86 – Miami 31, at New Orleans 27  
 11/29/92 – at New Orleans 24, Miami 13  
 10/15/95 – at New Orleans 33, Miami 30  
 11/29/98 – at Miami 30, New Orleans 10  
 10/30/05 – Miami 21, at New Orleans 6 (at Baton Rouge, La.)  
 10/25/09 – New Orleans 46, at Miami 34  
 9/30/13 – at New Orleans 38, Miami 17  
 10/1/17 – New Orleans 20, at Miami 0 (at London, England)  
 12/27/21 – Miami 20, at New Orleans 3

### N.Y. GIANTS 7, MIAMI 3

12/10/72 – Miami 23, at N.Y. Giants 13  
 9/23/90 – at N.Y. Giants 20, Miami 3  
 12/5/93 – N.Y. Giants 19, at Miami 14  
 12/8/96 – N.Y. Giants 17, at Miami 7  
 10/5/03 – Miami 23, at N.Y. Giants 10  
 10/28/07 – N.Y. Giants 13, at Miami 10 (at London, England)  
 10/30/11 – at N.Y. Giants 20, Miami 17  
 12/14/15 – N.Y. Giants 31, at Miami 24

12/15/19 – at N.Y. Giants 36, Miami 20  
 12/5/21 – at Miami 20, N.Y. Giants 9

### MIAMI 58, N.Y. JETS 56 (1 TIE)

9/9/66 – N.Y. Jets 19, at Miami 14  
 11/20/66 – at N.Y. Jets 30, Miami 13  
 10/1/67 – at N.Y. Jets 29, Miami 7  
 10/22/67 – N.Y. Jets 33, at Miami 14  
 12/1/68 – at N.Y. Jets 35, Miami 17  
 12/15/68 – N.Y. Jets 31, at Miami 7  
 11/2/69 – at N.Y. Jets 34, Miami 31  
 12/14/69 – N.Y. Jets 27, at Miami 9  
 10/10/70 – Miami 20, at N.Y. Jets 6  
 12/13/70 – at Miami 16, N.Y. Jets 10  
 10/3/71 – N.Y. Jets 14, at Miami 10  
 10/24/71 – Miami 30, at N.Y. Jets 14  
 10/8/72 – Miami 27, at N.Y. Jets 17  
 11/19/72 – at Miami 28, N.Y. Jets 24  
 10/7/73 – at Miami 31, N.Y. Jets 3  
 11/4/73 – Miami 24, at N.Y. Jets 14  
 10/7/74 – at Miami 21, N.Y. Jets 17  
 11/24/74 – at N.Y. Jets 17, Miami 14  
 10/19/75 – Miami 43, at N.Y. Jets 0  
 11/9/75 – at Miami 27, N.Y. Jets 7  
 9/26/76 – at Miami 16, N.Y. Jets 0  
 11/7/76 – Miami 27, at N.Y. Jets 7  
 10/16/77 – at Miami 21, N.Y. Jets 17  
 11/6/77 – Miami 14, at N.Y. Jets 10  
 9/3/78 – at N.Y. Jets 33, Miami 20  
 11/26/78 – N.Y. Jets 24, at Miami 13  
 9/30/79 – at N.Y. Jets 33, Miami 27  
 12/15/79 – N.Y. Jets 27, at Miami 24  
 10/27/80 – at N.Y. Jets 17, Miami 14  
 12/20/80 – N.Y. Jets 24, at Miami 17  
 10/4/81 – at Miami 28, N.Y. Jets 28 (tie)  
 11/22/81 – at N.Y. Jets 16, Miami 15  
 9/12/82 – Miami 45, at N.Y. Jets 28  
 12/18/82 – at Miami 20, N.Y. Jets 19  
 1/23/83 – \*\*at Miami 14, N.Y. Jets 0  
 10/16/83 – Miami 32, at N.Y. Jets 14  
 12/16/83 – at Miami 34, N.Y. Jets 14  
 11/4/84 – Miami 31, at N.Y. Jets 17  
 11/26/84 – at Miami 28, N.Y. Jets 17  
 10/14/85 – at N.Y. Jets 23, Miami 7  
 11/10/85 – at Miami 21, N.Y. Jets 17  
 9/21/86 – at N.Y. Jets 51, Miami 45 (ot)  
 11/24/86 – at Miami 45, N.Y. Jets 3  
 10/18/87 – at N.Y. Jets 37, Miami 31 (ot)  
 12/7/87 – at Miami 37, N.Y. Jets 28  
 10/23/88 – N.Y. Jets 44, at Miami 30  
 11/27/88 – at N.Y. Jets 38, Miami 34  
 9/24/89 – N.Y. Jets 40, at Miami 33  
 11/12/89 – Miami 31, at N.Y. Jets 23  
 10/7/90 – at Miami 20, N.Y. Jets 16  
 11/11/90 – Miami 17, at N.Y. Jets 3  
 9/29/91 – at N.Y. Jets 41, Miami 23  
 12/22/91 – N.Y. Jets 23, at Miami 20 (ot)  
 11/1/92 – at N.Y. Jets 26, Miami 14  
 12/20/92 – at Miami 19, N.Y. Jets 17  
 9/12/93 – N.Y. Jets 24, at Miami 14  
 11/7/93 – at N.Y. Jets 27, Miami 10  
 9/18/94 – at Miami 28, N.Y. Jets 14  
 11/27/94 – Miami 28, at N.Y. Jets 24  
 9/3/95 – at Miami 52, N.Y. Jets 14  
 10/22/95 – at N.Y. Jets 17, Miami 16  
 9/15/96 – at Miami 36, N.Y. Jets 27  
 12/22/96 – Miami 31, at N.Y. Jets 28

10/12/97 – Miami 31, at N.Y. Jets 20  
 11/9/97 – at Miami 24, N.Y. Jets 17  
 10/4/98 – at N.Y. Jets 20, Miami 9  
 12/13/98 – N.Y. Jets 21, at Miami 16  
 12/12/99 – at N.Y. Jets 28, Miami 20  
 12/27/99 – N.Y. Jets 38, at Miami 31  
 10/23/00 – at N.Y. Jets 40, Miami 37 (ot)  
 11/19/00 – N.Y. Jets 20, at Miami 3  
 10/14/01 – at N.Y. Jets 21, Miami 17  
 11/18/01 – N.Y. Jets 24, at Miami 0  
 9/22/02 – at Miami 30, N.Y. Jets 3  
 11/10/02 – at N.Y. Jets 13, Miami 10  
 9/14/03 – Miami 21, at N.Y. Jets 10  
 12/28/03 – at Miami 23, N.Y. Jets 21  
 10/3/04 – N.Y. Jets 17, at Miami 9  
 11/1/04 – at N.Y. Jets 41, Miami 14  
 9/18/05 – at N.Y. Jets 17, Miami 7  
 12/18/05 – at Miami 24, N.Y. Jets 20  
 10/15/06 – at N.Y. Jets 20, Miami 17  
 12/25/06 – N.Y. Jets 13, at Miami 10  
 9/23/07 – at N.Y. Jets 31, Miami 28  
 12/2/07 – N.Y. Jets 40, at Miami 13  
 9/7/08 – N.Y. Jets 20, at Miami 14  
 12/28/08 – Miami 24, at N.Y. Jets 17  
 10/12/09 – at Miami 31, N.Y. Jets 27  
 11/1/09 – Miami 30, at N.Y. Jets 25  
 9/26/10 – N.Y. Jets 31, at Miami 23  
 12/12/10 – Miami 10, at N.Y. Jets 6  
 10/17/11 – at N.Y. Jets 24, Miami 6  
 1/1/12 – at Miami 19, N.Y. Jets 17  
 9/23/12 – N.Y. Jets 23, at Miami 20 (ot)  
 10/28/12 – Miami 30, at N.Y. Jets 9  
 12/1/13 – Miami 23, at N.Y. Jets 3  
 12/29/13 – N.Y. Jets 20, at Miami 7  
 12/1/14 – Miami 16, at N.Y. Jets 13  
 12/28/14 – N.Y. Jets 37, at Miami 24  
 10/4/15 – N.Y. Jets 27, at Miami 14 (at London, England)  
 11/29/15 – at N.Y. Jets 38, Miami 20  
 11/6/16 – at Miami 27, N.Y. Jets 23  
 12/17/16 – Miami 34, at N.Y. Jets 13  
 9/24/17 – at N.Y. Jets 20, Miami 6  
 10/22/17 – at Miami 31, N.Y. Jets 28  
 9/16/18 – Miami 20, at N.Y. Jets 12  
 11/4/18 – at Miami 13, N.Y. Jets 6  
 11/3/19 – at Miami 26, N.Y. Jets 18  
 12/8/19 – at N.Y. Jets 22, Miami 21  
 10/18/20 – at Miami 24, N.Y. Jets 0  
 11/29/20 – Miami 20, at N.Y. Jets 3  
 11/21/21 – Miami 24, at N.Y. Jets 17  
 12/19/21 – at Miami 31, N.Y. Jets 24  
 10/9/22 – at N.Y. Jets 40, Miami 17  
 1/8/23 – at Miami 11, N.Y. Jets 6

### MIAMI 9, PHILADELPHIA 6

11/8/70 – at Philadelphia 24, Miami 17  
 10/12/75 – at Miami 24, Philadelphia 16  
 9/24/78 – at Philadelphia 17, Miami 3  
 11/30/81 – at Miami 13, Philadelphia 10  
 11/11/84 – at Miami 24, Philadelphia 23  
 12/13/87 – Miami 28, at Philadelphia 10  
 12/9/90 – at Miami 23, Philadelphia 20 (ot)  
 11/14/93 – Miami 19, at Philadelphia 14  
 10/20/96 – at Philadelphia 35, Miami 28  
 10/24/99 – at Miami 16, Philadelphia 13  
 12/15/03 – Philadelphia 34, at Miami 27  
 11/18/07 – at Philadelphia 17, Miami 7  
 12/11/11 – Philadelphia 26, at Miami 10

11/15/15 – Miami 20, at Philadelphia 19  
 12/1/19 – at Miami 37, Philadelphia 31

### PITTSBURGH 15, MIAMI 14

11/14/71 – at Miami 24, Pittsburgh 21  
 12/31/72 – \*\*Miami 21, at Pittsburgh 17  
 12/3/73 – at Miami 30, Pittsburgh 26  
 11/14/76 – at Pittsburgh 14, Miami 3  
 12/30/79 – \*at Pittsburgh 34, Miami 14  
 11/30/80 – at Pittsburgh 23, Miami 10  
 9/10/81 – at Miami 30, Pittsburgh 10  
 10/7/84 – Miami 31, at Pittsburgh 7  
 1/6/85 – \*\*at Miami 45, Pittsburgh 28  
 10/6/85 – at Miami 24, Pittsburgh 20  
 11/1/87 – at Miami 35, Pittsburgh 24  
 12/18/88 – at Pittsburgh 40, Miami 24  
 11/26/89 – Pittsburgh 34, at Miami 14  
 9/30/90 – Miami 28, at Pittsburgh 6  
 12/13/93 – Pittsburgh 21, at Miami 20  
 11/20/94 – at Pittsburgh 16, Miami 13 (ot)  
 9/18/95 – at Miami 23, Pittsburgh 10  
 11/25/96 – Pittsburgh 24, at Miami 17  
 9/20/98 – at Miami 21, Pittsburgh 0  
 9/26/04 – Pittsburgh 13, at Miami 3  
 9/7/06 – at Pittsburgh 28, Miami 17  
 11/26/07 – at Pittsburgh 3, Miami 0  
 1/3/10 – Pittsburgh 30, at Miami 24  
 10/24/10 – Pittsburgh 23, at Miami 22  
 12/8/13 – Miami 34, at Pittsburgh 28  
 10/16/16 – at Miami 30, Pittsburgh 15  
 1/8/17 – \*at Pittsburgh 30, Miami 12  
 10/28/19 – at Pittsburgh 27, Miami 14  
 10/23/22 – at Miami 16, Pittsburgh 10

### MIAMI 8, SAN FRANCISCO 7

9/16/73 – at Miami 21, San Francisco 13  
 9/25/77 – Miami 19, at San Francisco 15  
 11/16/80 – at Miami 17, San Francisco 13  
 11/6/83 – Miami 20, at San Francisco 17  
 1/20/85 – \*\*\*San Francisco 38, Miami 16  
 9/28/86 – San Francisco 31, at Miami 16  
 12/6/92 – at San Francisco 27, Miami 3  
 11/20/95 – San Francisco 44, at Miami 20  
 12/16/01 – at San Francisco 21, Miami 0  
 11/28/04 – Miami 24, at San Francisco 17  
 12/14/08 – at Miami 14, San Francisco 9  
 12/9/12 – at San Francisco 27, Miami 13  
 11/27/16 – at Miami 31, San Francisco 24  
 10/11/20 – Miami 43, at San Francisco 17  
 12/4/22 – at San Francisco 33, Miami 17

### MIAMI 10, SEATTLE 6

10/23/77 – at Miami 31, Seattle 13  
 9/9/79 – at Miami 19, Seattle 10  
 12/31/83 – \*Seattle 27, at Miami 20  
 12/29/84 – \*at Miami 31, Seattle 10  
 10/4/87 – at Seattle 24, Miami 20  
 12/16/90 – at Miami 24, Seattle 17  
 9/27/92 – Miami 19, at Seattle 17  
 10/6/96 – Seattle 22, at Miami 15  
 1/9/00 – \*Miami 20, at Seattle 17  
 9/3/00 – at Miami 23, Seattle 0  
 10/28/01 – Miami 24, at Seattle 20  
 11/21/04 – at Seattle 24, Miami 17  
 11/9/08 – at Miami 21, Seattle 19  
 11/25/12 – at Miami 24, Seattle 21

9/11/16 – at Seattle 12, Miami 10  
 10/4/20 – Seattle 31, at Miami 23

### TAMPA BAY 7, MIAMI 5

10/24/76 – Miami 23, at Tampa Bay 20  
 11/29/82 – at Tampa Bay 23, Miami 17  
 10/20/85 – at Miami 41, Tampa Bay 38  
 10/30/88 – Miami 17, at Tampa Bay 14  
 12/1/91 – at Miami 33, Tampa Bay 14  
 9/21/97 – at Tampa Bay 31, Miami 21  
 10/12/00 – Tampa Bay 16, at Miami 13  
 10/16/05 – at Tampa Bay 27, Miami 13  
 11/15/09 – at Miami 25, Tampa Bay 23  
 11/11/13 – at Tampa Bay 22, Miami 19  
 11/19/17^ – Tampa Bay 30, at Miami 20  
 10/10/21 – at Tampa Bay 45, Miami 17

### MIAMI 21, TENNESSEE 18

(formerly Houston)

10/23/66 – Miami 20, at Houston 13  
 12/18/66 – at Miami 29, Houston 28  
 12/3/67 – at Houston 17, Miami 14  
 12/23/67 – Houston 41, at Miami 10  
 9/14/68 – Houston 24, at Miami 10  
 10/6/68 – Miami 24, at Houston 7  
 9/28/69 – at Houston 22, Miami 10  
 11/23/69 – Houston 32, at Miami 7  
 9/27/70 – Miami 20, at Houston 10  
 9/24/72 – at Miami 34, Houston 13  
 11/16/75 – at Houston 20, Miami 19  
 10/2/77 – at Miami 27, Houston 7  
 11/20/78 – at Houston 35, Miami 30  
 12/24/78 – \*Houston 17, at Miami 9  
 11/5/79 – Houston 9, at Miami 6  
 9/20/81 – Miami 16, at Houston 10  
 12/4/83 – Miami 24, at Houston 17  
 10/14/84 – at Miami 28, Houston 10  
 9/8/85 – at Houston 26, Miami 23  
 11/2/86 – at Miami 28, Houston 7  
 10/1/89 – at Houston 39, Miami 7  
 10/20/91 – Houston 17, at Miami 13  
 11/22/92 – at Miami 19, Houston 16

11/17/96 – Miami 23, at Houston 20  
 9/7/97 – at Miami 16, Tennessee 13 (ot)  
 11/7/99 – at Miami 17, Tennessee 0  
 9/9/01 – Miami 31, at Tennessee 23  
 11/9/03 – at Tennessee 31, Miami 7  
 9/11/04# – Tennessee 17, at Miami 7  
 12/24/05 – at Miami 24, Tennessee 10  
 9/24/06 – at Miami 13, Tennessee 10  
 12/20/09 – at Tennessee 27, Miami 24 (ot)  
 11/14/10 – at Miami 29, Tennessee 17  
 11/11/12 – Tennessee 37, at Miami 3  
 10/18/15 – Miami 38, at Tennessee 10  
 10/9/16 – Tennessee 30, at Miami 17  
 10/8/17 – at Miami 16, Tennessee 10  
 9/9/18 – at Miami 27, Tennessee 20  
 1/2/22 – at Tennessee 34, Miami 3

### MIAMI 9, WASHINGTON 6

1/14/73 – \*\*\* Miami 14, Washington 7  
 10/13/74 – at Washington 20, Miami 17  
 12/3/78 – Miami 16, at Washington 0  
 10/18/81 – at Miami 13, Washington 10  
 1/30/83 – \*\*\* Washington 27, Miami 17  
 9/2/84 – Miami 35, at Washington 17  
 12/20/87 – at Miami 23, Washington 21  
 12/2/90 – at Washington 42, Miami 20  
 10/4/93 – at Miami 17, Washington 10  
 1/2/00 – at Washington 21, Miami 10  
 11/23/03 – at Miami 24, Washington 23  
 9/9/07 – at Washington 16, Miami 13(ot)  
 11/13/11 – at Miami 20, Washington 9  
 9/13/15 – Miami 17, at Washington 10  
 10/13/19 – Washington 17, at Miami 16

\* AFC Playoff      \*\* AFC Championship  
 \*\*\* Super Bowl

\$ – Game originally scheduled for 9/7/92  
 @ – Game originally scheduled for 10/26/97  
 # – Game originally scheduled for 9/12/04  
 % – Game originally scheduled for 10/23/05  
 ^ – Game originally scheduled for 9/10/17

### TRADING PLACES

When the National Football League rescheduled the Dolphins' home game against the Tampa Bay Buccaneers in 2017 from the season opener to the bye week on Nov. 19 because of the impending arrival of Hurricane Irma, it was not the first time the club had to change a contest's date or venue.

Since 1990, the Dolphins have had to alter the date or venue of a game seven times and are 3-4 in such games. This does not include several games whose dates were changed early in the 2020 season due to the COVID-19 pandemic.

The following are games in which the Dolphins have either had to change a date or site on short notice since 1990:

ORIGINAL DATE, VENUE	OPP.	NEW DATE, VENUE	REASON	RESULT
9/7/92, Joe Robbie Stadium	NE	10/18/92, JRS	Hurricane Andrew	Dolphins, 38-17
10/26/97, Pro Player Stadium	Chi.	10/27/97, PPS	World Series	Bears, 36-33, OT
9/16/01, Pro Player Stadium	Buf.	1/6/02, PPS	9/11	Dolphins, 34-7
10/27/03, Qualcomm Stadium	SD	10/27/03, Sun Devil	California Wildfires	Dolphins, 26-10
9/12/04, Pro Player Stadium	Ten.	9/11/04, PPS	Hurricane Ivan	Titans, 17-7
10/23/05, Dolphins Stadium	KC	10/21/05, DS	Hurricane Wilma	Chiefs, 30-20
9/10/17, Hard Rock Stadium	TB	11/19/17, HRS	Hurricane Irma	Buccaneers, 30-20

## ALL-TIME DOLPHINS WON-LOST RECORDS

(Records include postseason games)

OPPONENT	W	L	T	PCT	PTS	OPP	LAST MTG.
Arizona	10	3	0	.769	360	231	2020
Atlanta	9	5	0	.643	298	270	2021
Baltimore	8	10	0	.444	289	430	2022
Buffalo	62	56	1	.525	2,536	2,486	2022
Carolina	5	2	0	.714	157	131	2021
Chicago	10	4	0	.714	370	268	2022
Cincinnati	18	8	0	.692	592	477	2022
Cleveland	12	9	0	.571	429	428	2022
Dallas	7	8	0	.467	257	320	2019
Denver	12	7	1	.625	454	384	2020
Detroit	8	5	0	.615	350	267	2022
Green Bay	10	6	0	.625	365	313	2022
Houston	3	8	0	.273	239	261	2022
Indianapolis	48	28	0	.632	1,696	1,314	2021
Jacksonville	5	6	0	.455	205	226	2021
Kansas City	16	15	0	.516	612	657	2020
Las Vegas	19	21	1	.476	855	848	2021
Los Angeles Chargers	19	17	0	.528	826	795	2022
Los Angeles Rams	12	2	0	.857	347	245	2020
Minnesota	8	6	0	.571	287	284	2022
New England	60	55	0	.522	2,435	2,499	2022
New Orleans	7	6	0	.538	266	250	2021
New York Giants	3	7	0	.300	161	188	2021
New York Jets	58	56	1	.509	2,495	2,395	2022
Philadelphia	9	6	0	.600	296	309	2019
Pittsburgh	14	15	0	.483	599	582	2022
San Francisco	8	7	0	.533	274	346	2022
Seattle	10	6	0	.625	341	284	2020
Tampa Bay	5	7	0	.417	259	303	2021
Tennessee	21	18	0	.538	722	746	2021
Washington	9	6	0	.600	272	250	2019
<b>TOTALS</b>	<b>505</b>	<b>415</b>	<b>4</b>	<b>.549</b>	<b>19,644</b>	<b>18,787</b>	

## MIAMI IN PRESEASON

OPPONENT	W	L	T	PCT	PTS	OPP	LAST MTG.
Arizona	11	0	0	1.000	28	7	1978
Atlanta	1	8	0	.579	377	358	2021
Baltimore	0	2	0	.000	17	58	2018
Buffalo	3	0	1	.875	99	72	1987
Carolina	2	4	0	.333	124	127	2018
Chicago	4	10	1	.300	229	250	2021
Cincinnati	5	3	0	.625	149	143	2021
Cleveland	0	1	0	.000	10	17	1986
Dallas	3	7	0	.300	198	232	2016
Denver	6	5	0	.545	240	222	1997
Detroit	6	1	0	.857	180	134	1999
Green Bay	4	5	0	.444	139	141	2001
Houston	1	1	0	.500	41	27	2013
Indianapolis	2	2	0	.500	67	61	1984
Jacksonville	7	4	0	.636	228	190	2019
Kansas City	3	1	1	.700	84	67	2008
Las Vegas	3	1	0	.750	84	72	2022
Los Angeles Chargers	1	3	0	.250	62	91	2001
Los Angeles Rams	3	2	0	.600	83	84	2014
Minnesota	9	12	0	.429	347	400	2017
New England	1	1	0	.500	30	19	1969
New Orleans	15	7	0	.682	390	325	2019
New York Giants	7	0	0	1.000	168	96	2016
New York Jets	0	1	0	.000	14	31	1966
Philadelphia	6	5	0	.545	232	176	2022
Pittsburgh	2	2	0	.500	53	54	2005
San Francisco	3	0	1	.875	82	65	1998
Seattle	1	0	0	1.000	24	7	1980
Tampa Bay	18	15	0	.545	544	520	2022
Tennessee	1	2	0	.333	30	53	2016
Washington	9	5	0	.643	307	238	2004
<b>TOTALS</b>	<b>137</b>	<b>110</b>	<b>4</b>	<b>.554</b>	<b>4,660</b>	<b>4,337</b>	

# 2022 DOLPHINS PRESEASON STATISTICS

## PRESEASON RESULTS (2-1)

DATE	OPPONENT	SCORE	W/L	ATTENDANCE
Aug. 13	at Tampa Bay	26-24	W	68,841
Aug. 20	LAS VEGAS	13-15	L	64,521
Aug. 27	PHILADELPHIA	48-10	W	64,860

## TEAM STATISTICS

	DOLPHINS	OPPONENTS
<b>TOTAL FIRST DOWNS</b>	<b>55</b>	<b>51</b>
Rushing	14	17
Passing	40	28
Penalty	1	6
3rd Down: Made/Att	14/33	14/39
3rd Down Pct.	42.4%	35.9%
4th Down: Made/Att	0/1	2/4
4th Down Pct.	0.0%	50.0%
<b>POSSESSION AVG.</b>	<b>28:06</b>	<b>31:54</b>
<b>TOTAL NET YARDS</b>	<b>1076</b>	<b>942</b>
Avg. Per Game	358.7	314.0
Total Plays	165	187
Avg. Per Play	6.5	5.0
<b>NET YARDS RUSHING</b>	<b>289</b>	<b>357</b>
Avg. Per Game	96.3	119.0
Total Rushes	67	79
<b>NET YARDS PASSING</b>	<b>787</b>	<b>585</b>
Avg. Per Game	262.3	195.0
Sacked/Yards Lost	5/35	8/60
Gross Yards	822	645
Attempts/Completions	93/62	100/68
Completion Pct.	66.7%	68.0%
Had Intercepted	0	2
<b>PUNTS/AVERAGE</b>	<b>8/44.3</b>	<b>15/45.5</b>
<b>NET PUNTING AVG.</b>	<b>41</b>	<b>42</b>
<b>PENALTIES/YARDS</b>	<b>8/54</b>	<b>11/125</b>
<b>FUMBLES/BALL LOST</b>	<b>7/2</b>	<b>2/1</b>
<b>TOUCHDOWNS</b>	<b>9</b>	<b>5</b>
Rushing	1	3
Passing	6	2
Returns	2	0

SCORE BY QUARTERS	Q1	Q2	Q3	Q4	OT	TOTAL
Dolphins	20	33	17	17	0	87
Opponents	14	9	16	10	0	49

## RUSHING

	NO.	YDS.	AVG.	LG	TD
M.Gaskin	14	78	5.6	20	0
G.Doaks	13	71	5.5	9	0
S.Ahmed	11	50	4.5	14	0
R.Mostert	2	29	14.5	26	0
Z.White	6	25	4.2	9	0
S.Thompson	8	23	2.9	21	0
S.Michel	9	13	1.4	6	1
C.Edmonds	3	3	1	4	0
B.Sanders	1	-3	-3	-3	0
<b>DOLPHINS</b>	<b>67</b>	<b>289</b>	<b>4.3</b>	<b>26</b>	<b>1</b>
<b>OPPONENTS</b>	<b>79</b>	<b>357</b>	<b>4.5</b>	<b>67t</b>	<b>3</b>

## PASSING

	ATT	CMP	YDS	CMP%	YDS/ATT	TD	TD%	INT	INT%	LONG	SACK	LOST	RATING
S.Thompson	48	36	450	75%	9.4	5	10.4%	0	0.0%	39t	3	25	138.4
T.Bridgewater	30	14	193	46.7%	6.4	0	0.0%	0	0.0%	28	1	3	67.8
T.Tagovailoa	15	12	179	80.0%	11.9	1	6.7%	0	0.0%	51	1	7	138.6
<b>DOLPHINS</b>	<b>93</b>	<b>62</b>	<b>822</b>	<b>66.7%</b>	<b>8.8</b>	<b>6</b>	<b>6.5%</b>	<b>0</b>	<b>0.0%</b>	<b>51</b>	<b>5</b>	<b>35</b>	<b>116</b>
<b>OPPONENTS</b>	<b>100</b>	<b>68</b>	<b>645</b>	<b>68.0%</b>	<b>6.4</b>	<b>2</b>	<b>2.0%</b>	<b>2</b>	<b>2.0%</b>	<b>29</b>	<b>8</b>	<b>60</b>	<b>84</b>

## RECEIVING

	NO.	YDS.	AVG.	LG	TD
E.Ezukanma	10	156	15.6	34	0
R.Cracraft	6	86	14.3	20	1
M.Gesicki	5	58	11.6	18	0
L.Bowden	4	94	23.5	39t	2
B.Sanders	4	52	13	28	0
C.Wilson	4	45	11.3	16	0
S.Ahmed	4	26	6.5	28	0
T.Sherfield	3	64	21.3	33	0
M.Sanu	3	39	13	26	0
H.Long	3	32	10.7	18	1
T.Conner	3	25	8.3	13	0
P.Williams	3	22	7.3	9	0
T.Hill	2	64	32	51	0
C.Edmonds	2	21	10.5	17	0
Z.White	1	19	19	19t	1
D.Smythe	1	10	10	10	0
C.Carter	1	4	4	4t	1
S.Michel	1	4	4	4	0
G.Doaks	1	1	1	1	0
M.Gaskin	1	0	0	0	0
<b>DOLPHINS</b>	<b>62</b>	<b>822</b>	<b>13.3</b>	<b>51</b>	<b>6</b>
<b>OPPONENTS</b>	<b>68</b>	<b>645</b>	<b>9.5</b>	<b>29</b>	<b>2</b>

## INTERCEPTIONS

	NO.	YDS.	AVG.	LG	TD
E.Campbell	2	30	15.0	30t	1
<b>DOLPHINS</b>	<b>2</b>	<b>30</b>	<b>15.0</b>	<b>30t</b>	<b>1</b>
<b>OPPONENTS</b>	<b>0</b>	<b>0</b>	<b>0.0</b>	<b>-</b>	<b>0</b>

## PUNTING

	NO.	YDS.	AVG.	NET	TB	IN 20	LG	BLK
S.Hofrichter	5	202	40.4	39.4	0	3	48	0
T.Morstead	3	152	50.7	43.7	0	1	55	0
<b>DOLPHINS</b>	<b>8</b>	<b>354</b>	<b>44.3</b>	<b>41.0</b>	<b>0</b>	<b>4</b>	<b>55</b>	<b>0</b>
<b>OPPONENTS</b>	<b>15</b>	<b>682</b>	<b>45.5</b>	<b>42.0</b>	<b>0</b>	<b>8</b>	<b>62</b>	<b>0</b>

## PUNT RETURNS

	RET.	FC	YDS.	AVG.	LG	TD
P.Williams	5	0	15	3.0	13	0
L.Bowden	4	4	37	9.3	18	0
<b>DOLPHINS</b>	<b>9</b>	<b>4</b>	<b>52</b>	<b>5.8</b>	<b>18</b>	<b>0</b>
<b>OPPONENTS</b>	<b>4</b>	<b>2</b>	<b>26</b>	<b>6.5</b>	<b>13</b>	<b>0</b>

## KICKOFF RETURNS

	NO.	YDS.	AVG.	LG	TD
L.Bowden	1	26	26	26	0
D.Dedmon	1	20	20	20	0
<b>DOLPHINS</b>	<b>2</b>	<b>46</b>	<b>23</b>	<b>26</b>	<b>0</b>
<b>OPPONENTS</b>	<b>6</b>	<b>115</b>	<b>19.2</b>	<b>26</b>	<b>0</b>

## FIELD GOALS

	1-19	20-29	30-39	40-49	50+
J.Sanders	0/0	2/2	1/1	1/2	4/4
<b>DOLPHINS</b>	<b>0/0</b>	<b>2/2</b>	<b>1/1</b>	<b>1/2</b>	<b>4/4</b>
<b>OPPONENTS</b>	<b>0/0</b>	<b>1/1</b>	<b>2/2</b>	<b>0/1</b>	<b>1/1</b>

## SCORING

	TOTAL	TDR	TDP	TDRT	PAT	FG	2-PT	PTS
J.Sanders	0	0	0	0	9/9	8/9	0	33
L.Bowden	2	0	2	0	0/0	0/0	0	12
H.Long	1	0	1	0	0/0	0/0	0	6
Z.White	1	0	1	0	0/0	0/0	0	6
S.Michel	1	1	0	0	0/0	0/0	0	6
S.Eguavoen	1	0	0	1	0/0	0/0	0	6
C.Carter	1	0	1	0	0/0	0/0	0	6
R.Cracraft	1	0	1	0	0/0	0/0	0	6
E.Campbell	1	0	0	1	0/0	0/0	0	6
<b>DOLPHINS</b>	<b>9</b>	<b>1</b>	<b>6</b>	<b>2</b>	<b>9/9</b>	<b>8/9</b>	<b>0</b>	<b>87</b>
<b>OPPONENTS</b>	<b>5</b>	<b>3</b>	<b>2</b>	<b>0</b>	<b>5/5</b>	<b>4/5</b>	<b>0</b>	<b>49</b>



## TWO-POINT CONVERSIONS

None

**DOLPHINS 0/0, OPPONENTS: 0/0**

## SACKS

O.Carney 1.5, S.Eguavoen 1.0, C.Tindall 1.0, Z.Sieler 1.0, P.Gustin 1.0, B.Stille 1.0, D.Hodge 1.0, D.Johnson 0.5

**DOLPHINS: 8.0, OPPONENTS: 5.0**

## DEFENSE

PLAYER	SOLO	ASST	TOT	SACKS	YDS	TFL	QBH	INT	PD	FF	FR
C. Tindall	9	4	13	1	9	0	1	0	0	1	0
D. Ross	8	4	12	0	0	0	0	0	0	0	0
S. Eguavoen	5	7	12	1	10	1	1	0	1	0	1
B. Stille	3	9	12	1	4	1	2	0	0	0	0
C. Goode	9	2	11	0	0	1	0	0	1	0	0
P. Gustin	5	4	9	1	7	1	2	0	0	0	0
D. Riley	4	5	9	0	0	0	0	0	0	0	0
Q. Wilson	5	3	8	0	0	0	0	0	0	0	0
C. Fejedelem	4	4	8	0	0	0	0	0	0	0	0
Be. Jones	4	4	8	0	0	2	0	0	0	0	0
V. McKinley	7	0	7	0	0	0	0	0	0	0	0
J. Jenkins	3	4	7	0	0	0	1	0	0	0	0
Br. Jones	2	5	7	0	0	0	0	0	0	0	0
E. Campbell	4	2	6	0	0	0	0	2	3	0	0
J. Baker	4	2	6	0	0	0	0	0	0	0	0
K. Kohou	3	3	6	0	0	0	0	0	1	0	0
E. Rowe	2	3	5	0	0	0	0	0	0	0	0
C. Munson	1	4	5	0	0	0	0	0	0	0	0
K. Crossen	3	1	4	0	0	0	0	0	1	0	0
R. Davis	1	3	4	0	0	0	0	0	1	0	0
E. Roberts	1	3	4	0	0	0	0	0	0	0	0
Z. Sieler	3	0	3	1	8	1	1	0	0	0	0
N. Igbinoghene	2	1	3	0	0	0	0	0	1	0	0
N. Scott	2	1	3	0	0	0	0	0	0	0	0
A. Van Ginkel	2	1	3	0	0	1	2	0	0	0	0
O. Carney Jr.	1	2	3	1.5	15	1	2	0	0	0	0
D. Hodge	1	2	3	1	1	0	3	0	0	1	0
E. Hamilton	1	2	3	0	0	0	0	0	1	0	0
N. Needham	2	0	2	0	0	0	0	0	2	0	0
T. Williams	2	0	2	0	0	1	0	0	0	0	0
D. Johnson	1	1	2	0.5	6	1	1	0	0	0	0
J. Phillips	1	0	1	0	0	1	2	0	0	0	0
J. Holland	1	0	1	0	0	0	0	0	0	0	0
B. Scarlett	1	0	1	0	0	0	0	0	0	0	0
<b>DOLPHINS</b>	<b>107</b>	<b>86</b>	<b>193</b>	<b>8</b>	<b>60</b>	<b>12</b>	<b>18</b>	<b>2</b>	<b>12</b>	<b>2</b>	<b>1</b>

**NOTE:** Special teams and miscellaneous tackles not included above.

**MISCELLANEOUS TACKLES:** None.

**MISCELLANEOUS FUMBLE RECOVERIES:** None.

**SACKS:** O. Carney Jr. (1.5) – 0.5 at Tampa Bay (8/13), 1.0 vs. Las Vegas (8/20).

S. Eguavoen (1.0) – 1.0 vs. Philadelphia (8/27).

C. Tindall (1.0) – 1.0 vs. Philadelphia (8/27).

Z. Sieler (1.0) – 1.0 vs. Las Vegas (8/20).

P. Gustin (1.0) – 1.0 vs. Las Vegas (8/20).

B. Stille (1.0) – 1.0 vs. Las Vegas (8/20).

D. Hodge (1.0) – 1.0 at Tampa Bay (8/13).

D. Johnson (0.5) – 0.5 at Tampa Bay (8/13).

## SPECIAL TEAMS

	SOLO	ASST	TOTAL	FF	FR	BFG	BPAT	BPNT
C. Tindall	2	1	3	0	0	0	0	0
C. Carter	2	0	2	0	0	0	0	0
S. Eguavoen	1	0	1	0	0	0	0	0
B. Ferguson	1	0	1	0	0	0	0	0
D. Smythe	1	0	1	0	0	0	0	0
O. Carney Jr.	0	1	1	0	0	0	0	0
R. Cracraft	0	1	1	0	0	0	0	0
S. Ahmed	0	1	1	0	0	0	0	0
T. Conner	0	1	1	0	0	0	0	0
Z. White	0	1	1	0	0	0	0	0
C. Goode	0	0	0	0	1	0	0	0

# 2022 PRESEASON GAME SUMMARIES

WEEK 1

AUG. 13, 2022 | TAMPA, FLA.  
RAYMOND JAMES STADIUM  
ATTENDANCE: 68,841 | TV: WFOR CBS4

## SCORING SUMMARY

	1	2	3	4	F
Miami	3	17	3	3	26
Tampa Bay	7	7	10	3	24

MIAMI 26

TAMPA BAY 24

## SCORING DRIVES

TEAM	QTR	TIME	PLAY (EXTRA POINT) (DRIVE INFO)	MIA	TB
Dolphins	1	7:59	J. Sanders 33 yd. Field Goal (8-23, 4:38)	3	0
Bucs	1	2:17	J. Darden 23 yd. pass from B. Gabbert (J. Borregales kick) (9-72, 5:42)	3	7
Bucs	2	6:34	K. Vaughn 1 yd. run (J. Borregales kick) (15-86, 8:14)	3	14
Dolphins	2	2:44	J. Sanders 52 yd. Field Goal (7-40, 3:50)	6	14
Dolphins	2	1:44	L. Bowden 22 yd. pass from S. Thompson (J. Sanders kick) (1-22, 0:06)	13	14
Dolphins	2	1:15	S. Eguavoen 32 yd. fumble return (J. Sanders kick)	20	14
Dolphins	3	11:51	J. Sanders 23 yd. Field Goal (7-55, 3:09)	23	14
Bucs	3	7:55	J. Sterns 19 yd. pass from K. Trask (J. Borregales kick) (7-75, 3:56)	23	21
Bucs	3	4:14	J. Borregales 55 yd. Field Goal (6-27, 2:36)	23	24
Dolphins	4	6:53	J. Sanders 53 yd. Field Goal (12-60, 7:20)	26	24

Miami kicked off the 2022 preseason with a thrilling 26-24 victory over the Tampa Bay Buccaneers.

The win marked the first for Mike McDaniel in his debut as a head coach. But on his first night in the leading role on game day, nerves were nowhere to be found for McDaniel.

In the first preseason matchup of the season, 16 Dolphins players made their preseason debuts, including 15 rookies.

Rookie quarterback Skylar Thompson impressed as he took every snap behind center, completing 20 of 28 passes for 218 yards and 1 touchdown. Thompson also had no turnovers, posting a 106.0 quarterback rating.

Down 14-3 in the second quarter, the team stormed back to score 20 unanswered points in the second and third quarters.

Following an impressive interception that third-year defensive back Elijah Campbell wrestled from the hands of the intended receiver and hung onto between his ankles, Thompson found wide receiver Lynn Bowden Jr. in the end zone from 22 yards out for the first Dolphins touchdown.

Just two plays later second-year linebacker Darius Hodge burst into the backfield, strip-sacking Bucs' quarterback Kyle Trask. Linebacker Sam Eguavoen recovered the fumble and dashed 32 yards into the end zone for the score.

The Buccaneers scored 10 points in the third quarter, but a 53-yard field goal in the 4th quarter off the foot of Jason Sanders proved to seal the deal for the Dolphins. Sanders was a perfect 4-for-4 including two attempts from 50+ yards.

## GAME STATISTICS

### RUSHING (Att-Yds-TD):

Miami: M. Gaskin 4-27, S. Thompson 3-25, G. Doaks 2-4, S. Ahmed 2-0, S. Michel 2(-2), Z. White 1(-5).  
Tampa Bay: R. White 7-32, K. Vaughn 10-19-1, G. Bernard 7-19, K. Barner 7-18.

### PASSING (A-C-Y-TD-I):

Miami: S. Thompson 28-20-218-1-0.  
Tampa Bay: K. Trask 33-25-258-1-1, B. Gabbert 5-5-56-1-0.

### RECEIVING (Rec-Yds-TD):

Miami: L. Bowden 3-55-1, M. Sanu 3-39, C. Wilson 3-29, T. Conner 3-25, E. Ezukanma 2-18, S. Ahmed 2-1, T. Sherfield 1-33, M. Gesicki 1-13, S. Michel 1-4, G. Doaks 1-1, R. Cracraft 0-0, B. Sanders 0-0, C. Carter 0-0.  
Tampa Bay: T. Johnson 6-73, K. Geiger 4-52, J. Sterns 4-51-1, J. Howland 3-42, K. Vaughn 2-22, R. White 2-13, K. Barner 2-13, D. Thompkins 2-11, J. Darden 1-23-1, C. Otton 1-10, B. Howard 1-6, V. Smith 1-2, G. Bernard 1(-4), S. Miller 0-0.

### SACKS (Sk-Yds):

Miami: D. Hodge 1-1, O. Carney 0.5-6, D. Johnson 0.5-6.  
Tampa Bay: A. Nelson 1-10, P. O'Connor 1-9, C. Gill 1-6.

### INTERCEPTIONS (Int-Yds):

Miami: E. Campbell 1-0.  
Tampa Bay: None.

### FORCED FUMBLES:

Miami: D. Hodge 1.  
Tampa Bay: None.

### FUMBLE RECOVERIES (No-Yds):

Miami: S. Eguavoen 1-32.  
Tampa Bay: None.

### TEAM STATS

	MIA	TB
<b>TOTAL FIRST DOWNS</b>	<b>12</b>	<b>22</b>
By Rushing	3	5
By Passing	9	15
By Penalty	0	2
<b>THIRD DOWN EFFICIENCY</b>	<b>2-10-20.0%</b>	<b>6-13-46.2%</b>
<b>FOURTH DOWN EFFICIENCY</b>	<b>0-0-0.0%</b>	<b>1-1-100.0%</b>
<b>TOTAL NET YARDS</b>	<b>242</b>	<b>389</b>
Total Offensive Plays	45	71
Average gain per offensive play	5.4	5.5
<b>NET YARDS RUSHING</b>	<b>49</b>	<b>88</b>
Total Rushing Plays	14	31
Average gain per rushing play	3.5	2.8
<b>NET YARDS PASSING</b>	<b>193</b>	<b>301</b>
Sacks-Yards	3-25	2-13
Grass yards passing	218	314
<b>ATTEMPTS-COMPLETIONS-INTS</b>	<b>28-20-0</b>	<b>38-30-1</b>
Avg. gain per pass play	6.2	7.5
<b>PUNTS NUMBER AND AVG.</b>	<b>4-43.5</b>	<b>4-45.5</b>
Net Punting Average	42.3	37.8
<b>TOTAL RETURN YARDAGE</b>	<b>31</b>	<b>5</b>
No. and Yards Punt Returns	3-31	2-5
No. and Yards Kickoff Returns	2-46	3-60
No. and Yards Int. Returns	1-0	0-0
<b>PENALTIES Number and Yards</b>	<b>2-10</b>	<b>4-34</b>
<b>FUMBLES Number and Lost</b>	<b>1-0</b>	<b>1-1</b>
<b>RED ZONE EFFICIENCY</b>	<b>0-2-0%</b>	<b>2-2-100%</b>
<b>GOAL TO GO EFFICIENCY</b>	<b>0-2-0%</b>	<b>1-1-100%</b>
<b>TIME OF POSSESSION</b>	<b>25:58</b>	<b>34:02</b>

<b>LAS VEGAS 15</b>	<b>MIAMI 13</b>
---------------------	-----------------

SCORING SUMMARY					
	1	2	3	4	F
Las Vegas	7	2	3	3	15
Miami	0	6	0	7	13

When Jason Sanders booted the opening kick deep into the endzone, Dolphins fans saw their team live at Hard Rock stadium for the first time in 223 days.

Saturday night was also the first game action for quarterback Tua Tagovailoa this preseason.

The third-year signal caller looked calm and collected in the two drives he played, completing 6 of 8 passes.

Two of Tagovailoa's completions were to his speedy weapon out of the backfield Chase Edmonds, who made his Dolphins preseason debut Saturday. Edmonds showed off his play-making ability on both grabs, breaking tackles and displaying quickness to move the chains.

Following Tagovailoa's two drives to start the game, Dolphins quarterback and Miami native Teddy Bridgewater entered the game with rookie Skylar Thompson taking over late in the third quarter.

Thompson – who played every snap last week – picked up where he left off, completing 9 of 10 passes for 129 yards and one touchdown pass to rookie running back ZaQuandre White.

Rookies on defense also made a splash, as defensive lineman Ben Stille and Owen Carney each had third down sacks.

Rookie wide receiver Erik Ezukanma also shined in his Hard Rock Stadium debut. The fourth-round pick from Texas Tech caught 6 passes for 114 yards.

SCORING DRIVES						
TEAM	QTR	TIME	PLAY (EXTRA POINT)	(DRIVE INFO)	LV	MIA
Raiders	1	9:08	Z.White 2 yd. run	(D.Carlson kick) (12:75, 5:52)	7	0
Dolphins	2	13:34	J.Sanders 46 yd. Field Goal	(8:32, 4:24)	7	3
Raiders	2	9:15	Penalty on T.Bridgewater enforced in end zone for a Safety		9	3
Dolphins	2	3:06	J.Sanders 57 yd. Field Goal	(9:38, 4:28)	9	6
Raiders	3	7:27	D.Carlson 37 yd. Field Goal	(11:34, 6:39)	12	6
Dolphins	4	10:27	Z.White 19 yd. pass from S.Thompson	(J.Sanders kick) (9:86, 5:03)	12	13
Raiders	4	4:38	D.Carlson 31 yd. Field Goal	(9:62, 5:49)	15	13

### GAME STATISTICS

<b>RUSHING (Att-Yds-TD):</b>	Las Vegas: B. Brown 9-20, C. Garbers 4-44, Z. White 5-8-1, D. Turner 1-7, K. Drake 3-6, A. Walter 2-5, J. Hall 1-4. Miami: S. Ahmed 5-20, M. Gaskin 4-12, Z. White 1-4, C. Edmonds 3-3, S. Thompson 2-1, S. Michel 2-0, B. Sanders 1-(-3).
<b>PASSING (A-C-Y-TD-I):</b>	Las Vegas: S. Thompson 28-20-218-1-0. Miami: T. Bridgewater 20-10-119-0-0, S. Thompson 10-9-129-1-0, T. Tagovailoa 8-6-58-0-0.
<b>RECEIVING (Rec-Yds-TD):</b>	Las Vegas: T. Johnson 4-32, J. Horsted 3-53, K. Cole 3-44, K. Drake 3-10, B. Brown 2-7, D. Turner 1-16, I. Zuber 1-4, Z. White 1-4, A. Walter 1-3. Miami: E. Ezukanma 6-114, B. Sanders 3-40, M. Gesicki 3-27, P. Williams 3-22, R. Cracraft 2-32, C. Edmonds 2-21, Z. White 1-19-1, T. Sherfield 1-16, D. Smythe 1-10, H. Long 1-8, M. Gaskin 1-0, S. Ahmed 1-(-3), M. Sanu 0-0, L. Bowden 0-0.
<b>SACKS (Sk-Yds):</b>	Las Vegas: T. Bower 1-3. Miami: O. Carney 1-9, Z. Sieler 1-8, P. Gustin 1-7, B. Stille 1-4.
<b>INTERCEPTIONS (Int-Yds):</b>	Las Vegas: None. Miami: None.
<b>FORCED FUMBLES:</b>	Las Vegas: S. Webb 1. Miami: None.
<b>FUMBLE RECOVERIES (No-Yds):</b>	Las Vegas: S. Webb 1-0. Miami: None.

TEAM STATS	LV	MIA
<b>TOTAL FIRST DOWNS</b>	16	16
By Rushing	7	2
By Passing	7	14
By Penalty	2	0
<b>THIRD DOWN EFFICIENCY</b>	5-13-38.5%	6-12-50.0%
<b>FOURTH DOWN EFFICIENCY</b>	1-1-100.0%	0-1-0.0%
<b>TOTAL NET YARDS</b>	289	340
Total Offensive Plays	57	57
Average gain per offensive play	5.1	6.0
<b>NET YARDS RUSHING</b>	144	37
Total Rushing Plays	25	18
Average gain per rushing play	5.8	2.1
<b>NET YARDS PASSING</b>	145	303
Sacks-Yards	4-28	1-3
Gross yards passing	173	306
<b>ATTEMPTS-COMPLETIONS-INTS</b>	28-19-0	38-25-0
Avg. gain per pass play	4.5	7.8
<b>PUNTS NUMBER AND AVG.</b>	5-41.0	2-35.5
Net Punting Average	36.0	35.5
<b>TOTAL RETURN YARDAGE</b>	0	25
No. and Yards Punt Returns	0-0	3-25
No. and Yards Kickoff Returns	1-11	0-0
No. and Yards Int. Returns	0-0	0-0
<b>PENALTIES Number and Yards</b>	2-10	4-24
<b>FUMBLES Number and Lost</b>	0-0	3-1
<b>RED ZONE EFFICIENCY</b>	1-3-33%	1-2-50%
<b>GOAL TO GO EFFICIENCY</b>	1-2-50%	0-0-0%
<b>TIME OF POSSESSION</b>	33:09	26:51

SCORING SUMMARY

	1	2	3	4	F
Philadelphia	0	0	3	7	10
Miami	17	10	14	7	48

PHILADELPHIA 10

MIAMI 48

The Miami Dolphins defeated the Philadelphia Eagles 48-10 in the 2022 preseason finale, the largest margin of victory ever in a Dolphins preseason game.

With 457 total yards and a preseason franchise record 48 points scored, the Dolphins finished the preseason strong and gained momentum heading into the regular season.

On the very first play of the game, quarterback Tua Tagovailoa launched a deep ball to Tyreek Hill who dove for a 51-yard grab.

It was more of the same the next play as Tagovailoa found Hill for 13 yards.

It was the first time Hill stepped on the field in a Dolphins uniform in a much-anticipated debut.

Two plays later, Tagovailoa had another completion — this one an eight-yard touchdown strike to River Cracraft.

Tagovailoa finished with 121 yards passing, the one touchdown and a perfect 158.3 passer rating.

But the offensive success didn't end with Tagovailoa.

Rookie quarterback Skylar Thompson continued his excellent preseason with three touchdown passes Saturday. Thompson had five touchdowns and zero interceptions in the three preseason games, good for a 138.4 quarterback rating.

The defense was also stout, as Miami held the Eagles to just 10 points. Cornerback Elijah Campbell intercepted a pass by Reid Sinnett and dashed 30 yards for a touchdown in the second quarter.

SCORING DRIVES

TEAM	QTR	TIME	PLAY (EXTRA POINT) (DRIVE INFO)	PHI	MIA
Dolphins	1	12:55	R.Cracraft 8 yd. pass from T.Tagovailoa (J.Sanders kick) (4-75, 2:05)	0	7
Dolphins	1	8:37	J.Sanders 55 yd. Field Goal (5-22, 2:11)	0	10
Dolphins	1	1:13	S.Michel 1 yd. run (J.Sanders kick) (9-88, 5:16)	0	17
Dolphins	2	5:22	E.Campbell 30 yd. interception return (J.Sanders kick)	0	24
Dolphins	2	0:18	J.Sanders 27 yd. Field Goal (11-85, 3:35)	0	27
Eagles	3	11:28	J.Elliott 26 yd. Field Goal (4-1, 1:38)	3	27
Dolphins	3	9:18	H.Long 6 yd. pass from S.Thompson (J.Sanders kick) (6-75, 2:10)	3	34
Dolphins	3	3:41	C.Carter 4 yd. pass from S.Thompson (J.Sanders kick) (7-62, 3:40)	3	41
Eagles	4	9:25	J.Huntley 67 yd. run (J.Elliott kick) (4-79, 2:00)	10	41
Dolphins	4	5:19	L.Bowden 39 yd. pass from S.Thompson (J.Sanders kick) (7-75, 4:06)	10	48

GAME STATISTICS

RUSHING (Att-Yds-TD):

Philadelphia: J. Huntley 11-93-1, K. Brooks 9-33, K. Gainwell 2-0, R. Sinnett 1(-1).

Miami: G. Doaks 11-67, M. Gaskin 6-39, S. Ahmed 4-30, R. Mostert 2-29, Z. White 4-26, S. Michel 5-15, S. Thompson 3(-3).

PASSING (A-C-Y-TD-J):

Philadelphia: R. Sinnett 22-122-104-0-1.

Miami: S. Thompson 10-7-103-3-0, T. Bridgewater 10-4-74-0-0, T. Tagovailoa 7-6-121-1-0.

RECEIVING (Rec-Yds-TD):

Philadelphia: J. Hightower 5-52, J. Huntley 4-22, G. Calcaterra 2-30, D. Cain 2-26, K. Gainwell 2-8, K. Brooks 2-6, N. Toggia 1-8, B. Covey 1-6.

Miami: R. Cracraft 5-54-1, T. Hill 2-64, E. Ezukanma 2-24, H. Long 2-24, L. Bowden 1-39, S. Ahmed 1-28, M. Gesicki 1-18, C. Wilson 1-16, T. Sherfield 1-15, B. Sanders 1-12, C. Carter 1-4, P. Williams 0-0.

SACKS (Sk-Yds):

Philadelphia: P. Johnson 1-7.

Miami: S. Eguavoen 1-10, C. Tindall 1-9.

INTERCEPTIONS (Int-Yds):

Philadelphia: None.

Miami: E. Campbell 1-30t.

FORCED FUMBLES:

Philadelphia: None.

Miami: C. Tindall 1.

FUMBLE RECOVERIES (No-Yds):

Philadelphia: None.

Miami: None.

TEAM STATS	PHI	MIA
<b>TOTAL FIRST DOWNS</b>	<b>13</b>	<b>27</b>
By Rushing	5	9
By Passing	6	17
By Penalty	2	1
<b>THIRD DOWN EFFICIENCY</b>	<b>3-13-23.1%</b>	<b>6-11-54.5%</b>
<b>FOURTH DOWN EFFICIENCY</b>	<b>0-2-0.0%</b>	<b>0-0-0.0%</b>
<b>TOTAL NET YARDS</b>	<b>264</b>	<b>494</b>
Total Offensive Plays	59	63
Average gain per offensive play	4.5	7.8
<b>NET YARDS RUSHING</b>	<b>125</b>	<b>203</b>
Total Rushing Plays	23	35
Average gain per rushing play	5.4	5.8
<b>NET YARDS PASSING</b>	<b>139</b>	<b>291</b>
Sacks-Yards	2-19	1-7
Gross yards passing	158	298
<b>ATTEMPTS-COMPLETIONS-INTS</b>	<b>34-19-1</b>	<b>27-17-0</b>
Avg. gain per pass play	3.9	10.4
<b>PUNTS NUMBER AND AVG.</b>	<b>6-49-2</b>	<b>2-54.5</b>
Net Punting Average	49.8	44.0
<b>TOTAL RETURN YARDAGE</b>	<b>21</b>	<b>26</b>
No. and Yards Punt Returns	2-21	3-4
No. and Yards Kickoff Returns	2-45	0-0
No. and Yards Int. Returns	0-0	1-30
<b>PENALTIES Number and Yards</b>	<b>5-81</b>	<b>2-20</b>
<b>FUMBLES Number and Lost</b>	<b>1-0</b>	<b>3-1</b>
<b>RED ZONE EFFICIENCY</b>	<b>0-1-0%</b>	<b>4-5-80%</b>
<b>GOAL TO GO EFFICIENCY</b>	<b>0-1-0%</b>	<b>3-3-100%</b>
<b>TIME OF POSSESSION</b>	<b>28:31</b>	<b>31:29</b>

## ALL-TIME PRESEASON RESULTS

### 1966 (0-4)

DATE	SITE	ATT.	SCORE
8/6	at San Diego	25,712	San Diego 38, Miami 10
8/12	at Miami	36,366	Kansas City 33, Miami 0
8/20	at Jacksonville	11,000	N.Y. Jets 31, Miami 14
8/24	at Memphis	18,442	Denver 28, Miami 16

### 1967 (2-3)

DATE	SITE	ATT.	SCORE
7/29	at Akron	7,000	Miami 19, Denver 2
8/5	at Memphis	21,200	Miami 10, Buffalo 7
8/12	at Miami	35,871	San Diego 20, Miami 19
8/19	at Miami	50,822	Atlanta 27, Miami 17
9/2	at Charleston	11,214	New Orleans 20, Miami 17

### 1968 (2-2-1)

DATE	SITE	ATT.	SCORE
8/11	at Rochester	12,000	Miami 28, Buffalo 28
8/17	at Miami	41,909	Miami 23, Philadelphia 7
8/23	at Jacksonville	15,003	Boston 19, Miami 17
8/31	at Miami	63,202	Baltimore 22, Miami 13
9/7	at Miami	31,014	Miami 19, Atlanta 13

### 1969 (1-5)

DATE	SITE	ATT.	SCORE
8/2	at Tampa	32,932	Minnesota 45, Miami 10
8/9	at Miami	49,592	Chicago 16, Miami 10
8/16	at Miami	31,663	Philadelphia 14, Miami 10
8/23	at Cincinnati	24,127	Cincinnati 28, Miami 21
8/30	at Miami	52,680	Baltimore 23, Miami 10
9/6	at Birmingham	10,700	Miami 13, Boston 0

### 1970 (4-2)

DATE	SITE	ATT.	SCORE
8/8	at Jacksonville	11,800	Miami 16, Pittsburgh 10
8/15	at Miami	56,739	Miami 20, Cincinnati 10
8/22	at Miami	52,812	Miami 17, San Francisco 7
8/29	at Miami	73,533	Miami 20, Baltimore 13
9/5	at Tampa	32,601	Washington 26, Miami 21
9/12	at Miami	43,714	Atlanta 20, Miami 17

### 1971 (2-3-1)

DATE	SITE	ATT.	SCORE
8/7	at Miami	64,005	Cincinnati 27, Miami 10
8/13	at Miami	57,008	Miami 17, San Francisco 17
8/21	at Milwaukee	46,464	Green Bay 10, Miami 7
8/28	at Miami	59,567	Miami 28, Detroit 24
9/4	at Miami	57,173	Miami 27, Washington 10
9/11	at Minnesota	45,880	Minnesota 24, Miami 0

### 1972 (3-3)

DATE	SITE	ATT.	SCORE
8/5	at Detroit	53,194	Detroit 31, Miami 23
8/12	at Miami	73,525	Green Bay 14, Miami 13
8/19	at Cincinnati	55,808	Miami 35, Cincinnati 17
8/25	at Miami	73,470	Miami 24, Atlanta 10
8/31	at Washington	52,098	Washington 27, Miami 24
9/10	at Miami	75,826	Miami 21, Minnesota 19

## 1973 (4-2-1)

DATE	SITE	ATT.	SCORE
7/27	at Chicago	54,103	Miami 14, College All-Stars 3
8/4	at Miami	78,091	Miami 14, Cincinnati 13
8/11	at Miami	78,112	Miami 14, New Orleans 13
8/18	at Miami	78,590	Miami 9, Chicago 9
8/24	at Miami	78,618	Miami 17, Los Angeles 14
8/31	at Minnesota	45,894	Minnesota 20, Miami 17
9/6	at Dallas	58,656	Dallas 26, Miami 23

## 1974 (4-2)

DATE	SITE	ATT.	SCORE
8/3	at Cincinnati	37,925	Cincinnati 19, Miami 13
8/10	at Miami	55,073	Miami 45, New Orleans 20
8/19	at Miami	67,963	Miami 21, Minnesota 9
8/24	at Los Angeles	64,663	Los Angeles 31, Miami 13
8/30	at Miami	54,666	Miami 21, Green Bay 10
9/7	at Chicago	55,093	Miami 30, Chicago 7

## 1975 (5-1)

DATE	SITE	ATT.	SCORE
8/9	at Miami	55,567	Miami 7, Cincinnati 3
8/16	at Miami	52,923	Miami 20, Detroit 14
8/23	at New Orleans	59,646	Miami 20, New Orleans 10
9/1	at Minnesota	47,544	Minnesota 20, Miami 7
9/6	at Miami	51,861	Miami 21, Chicago 10
9/13	at Miami	52,835	Miami 31, N.Y. Giants 13

## 1976 (6-0)

DATE	SITE	ATT.	SCORE
7/31	at Miami	50,469	Miami 16, Minnesota 3
8/8	at Detroit	53,036	Miami 30, Detroit 21
8/14	at Miami	51,869	Miami 24, Philadelphia 16
8/21	at Tampa Bay	67,466	Miami 28, Tampa Bay 21
8/28	at Houston	43,146	Miami 10, Houston 6
9/4	at New Orleans	63,950	Miami 20, New Orleans 7

## 1977 (4-2)

DATE	SITE	ATT.	SCORE
8/6	at Tampa Bay	62,056	Miami 13, Tampa Bay 7
8/13	at Miami	43,282	Miami 27, Washington 15
8/20	at Dallas	57,482	Miami 20, Dallas 14
8/26	at Minnesota	47,678	Minnesota 33, Miami 7
9/3	at Miami	38,235	New Orleans 17, Miami 10
9/11	at N.Y. Giants	51,561	Miami 27, N.Y. Giants 21

## 1978 (4-1)

DATE	SITE	ATT.	SCORE
7/29	at Canton	18,355	Philadelphia 17, Miami 3
8/5	at Miami	45,068	Miami 28, St. Louis 7
8/12	at New Orleans	53,602	Miami 31, New Orleans 17
8/18	at Miami	52,851	Miami 30, Minnesota 22
8/25	at Tampa Bay	70,321	Miami 24, Tampa Bay 20

## 1979 (4-0)

DATE	SITE	ATT.	SCORE
8/3	at Miami	46,130	Miami 14, New Orleans 7
8/11	at Tampa Bay	70,631	Miami 13, Tampa Bay 7
8/18	at Minnesota	47,696	Miami 21, Minnesota 10
8/24	at Miami	47,951	Miami 14, Philadelphia 13

## 1980 (3-1)

DATE	SITE	ATT.	SCORE
8/10	at Miami	41,345	Miami 17, Detroit 7
8/18	at Seattle	63,757	Miami 24, Seattle 7

8/23	at Miami	41,986	Minnesota 17, Miami 10
8/29	at New Orleans	51,473	Miami 20, New Orleans 0

### 1981 (4-0)

DATE	SITE	ATT.	SCORE
8/8	at Minnesota	47,596	Miami 20, Minnesota 6
8/15	at Miami	41,502	Miami 24, Denver 14
8/22	at Detroit	54,676	Miami 31, Detroit 27
8/28	at Miami	41,290	Miami 31, Kansas City 7

### 1982 (2-1-1)

DATE	SITE	ATT.	SCORE
8/14	at Miami	45,681	Miami 24, Washington 7
8/21	at Denver	74,465	Denver 17, Miami 14
8/28	at Kansas City	42,403	Miami 17, Kansas City 17 (OT)
9/3	at Miami	46,257	Miami 16, N.Y. Giants 13

### 1983 (2-2)

DATE	SITE	ATT.	SCORE
8/6	at Dallas	46,826	Dallas 20, Miami 17
8/13	at Miami	38,735	New Orleans 19, Miami 17
8/19	at Washington	54,750	Miami 38, Washington 7
8/26	at N.Y. Giants	58,732	Miami 24, N.Y. Giants 3

### 1984 (3-1)

DATE	SITE	ATT.	SCORE
8/4	at Miami	37,559	Miami 24, Indianapolis 3
8/11	at Minnesota	54,003	Miami 27, Minnesota 7
8/19	at Los Angeles	40,099	Miami 29, L.A.Raiders 23
8/24	at Tampa Bay	53,023	Tampa Bay 14, Miami 13

### 1985 (2-2)

DATE	SITE	ATT.	SCORE
8/10	at Miami	41,129	Minnesota 16, Miami 13 (OT)
8/17	at Miami	37,557	Miami 27, Buffalo 17
8/24	at Los Angeles	45,733	Miami 23, L.A. Raiders 17
8/30	at Atlanta	32,768	Atlanta 19, Miami 17

### 1986 (2-2)

DATE	SITE	ATT.	SCORE
8/9	at Minnesota	52,865	Minnesota 30, Miami 16
8/15	at Miami	50,815	Cleveland 17, Miami 10
8/23	at Philadelphia	51,635	Miami 20, Philadelphia 15
8/29	at Miami	45,766	Miami 21, Tampa Bay 3

### 1987 (2-2)

DATE	SITE	ATT.	SCORE
8/16	at Miami	63,451	Chicago 10, Miami 3
8/24	at Denver	74,288	Denver 31, Miami 28
8/29	at Philadelphia	38,728	Miami 35, Philadelphia 3
9/4	at Miami	66,236	Miami 34, Buffalo 20

### 1988 (2-3)

DATE	SITE	ATT.	SCORE
7/31	at London	70,535	Miami 27, San Francisco 21
8/6	at Chicago	60,386	Chicago 20, Miami 17
8/13	at Miami	51,270	Washington 27, Miami 10
8/19	at Miami	49,795	Miami 16, Denver 13 (OT)
8/26	at Minnesota	51,463	Minnesota 24, Miami 17

### 1989 (0-4)

DATE	SITE	ATT.	SCORE
8/14	at Miami	51,085	Chicago 28, Miami 20
8/19	at Jacksonville	56,712	Houston 26, Miami 10

8/25	at Washington	51,438	Washington 35, Miami 21
9/2	at Miami	41,748	Philadelphia 20, Miami 10

### 1990 (1-3)

DATE	SITE	ATT.	SCORE
8/11	at Chicago	56,449	Chicago 10, Miami 6
8/18	at Philadelphia	52,404	Philadelphia 23, Miami 14
8/25	at Miami	44,897	Miami 17, Denver 16
8/31	at Miami	44,689	Minnesota 20, Miami 17

### 1991 (3-2)

DATE	SITE	ATT.	SCORE
7/26	at Miami	49,939	Chicago 6, Miami 0
8/3	at Tokyo	51,122	Miami 19, L.A. Raiders 17
8/10	at Tampa Bay	51,387	Miami 29, Tampa Bay 13
8/19	at Denver	72,555	Denver 21, Miami 13
8/24	at Miami	44,099	Miami 28, New Orleans 24

### 1992 (3-2)

DATE	SITE	ATT.	SCORE
8/1	at Orlando	63,100	Miami 22, Washington 21
8/7	at Miami	50,803	Dallas 27, Miami 24
8/16	at Berlin	60,813	Miami 31, Denver 27
8/22	at Miami	42,136	Miami 22, Tampa Bay 7
8/27	at Baltimore	60,021	New Orleans 17, Miami 3

### 1993 (3-1)

DATE	SITE	ATT.	SCORE
8/6	at Atlanta	51,798	Miami 28, Atlanta 27
8/14	at Miami	49,896	Miami 19, Washington 10
8/20	at Denver	59,393	Denver 34, Miami 24
8/28	at Miami	43,233	Miami 23, N.Y. Giants 17

### 1994 (3-2)

DATE	SITE	ATT.	SCORE
7/30	at N.Y. Giants	61,720	Miami 20, N.Y. Giants 19
8/6	at Miami	47,244	Miami 24, Pittsburgh 14
8/13	at Milwaukee	52,759	Miami 31, Green Bay 24
8/20	at Miami	51,242	Tampa Bay 29, Miami 14
8/26	at Minnesota	46,933	Minnesota 31, Miami 16

### 1995 (1-3)

DATE	SITE	ATT.	SCORE
8/4	at Miami	51,745	Jacksonville 24, Miami 21
8/11	at Atlanta	42,579	Atlanta 37, Miami 0
8/19	at Miami	48,556	Miami 27, Washington 13
8/25	at Orlando	58,595	Tampa Bay 24, Miami 17

### 1996 (3-1)

DATE	SITE	ATT.	SCORE
8/3	at Miami	51,141	Miami 13, Tampa Bay 10
8/11	at Chicago	50,761	Chicago 24, Miami 21
8/19	at Miami	55,598	Miami 24, Minnesota 17
8/23	at Tampa Bay	40,137	Miami 19, Tampa Bay 7

### 1997 (3-2)

DATE	SITE	ATT.	SCORE
7/26	at Green Bay	59,089	Green Bay 20, Miami 0
8/4	at Mexico City	104,629	Miami 38, Denver 19
8/10	at Miami	57,782	Miami 21, Chicago 10
8/16	at Tampa Bay	35,024	Tampa Bay 24, Miami 14
8/21	at Miami	57,400	Miami 28, Washington 7



**1998 (4-0)**

DATE	SITE	ATT.	SCORE
8/8	at Washington	64,243	Miami 19, Washington 16
8/13	at Miami	59,184	Miami 14, Tampa Bay 13
8/23	at San Francisco	53,214	Miami 21, San Francisco 20
8/28	at Miami	61,915	Miami 21, Green Bay 7

**1999 (2-2)**

DATE	SITE	ATT.	SCORE
8/13	at Miami	59,972	New Orleans 26, Miami 14
8/21	at San Diego	64,537	Miami 13, San Diego 10
8/28	at Miami	61,066	Miami 31, Detroit 10
9/2	at Green Bay	59,810	Green Bay 25, Miami 17

**2000 (3-1)**

DATE	SITE	ATT.	SCORE
8/5	at Pittsburgh	45,871	Pittsburgh 13, Miami 10
8/10	at Miami	58,703	Miami 15, Tampa Bay 13
8/21	at Miami	60,287	Miami 17, Green Bay 14
8/25	at New Orleans	46,955	Miami 22, New Orleans 17

**2001 (1-4)**

DATE	SITE	ATT.	SCORE
8/6	at Canton, Ohio	22,736	St. Louis 17, Miami 10
8/13	at Tampa Bay	65,308	Miami 17, Tampa Bay 14
8/18	at Miami	58,854	San Diego 23, Miami 20 (OT)
8/25	at Green Bay	59,547	Green Bay 17, Miami 12
8/31	at Miami	60,136	Minnesota 20, Miami 7

**2002 (2-2)**

DATE	SITE	ATT.	SCORE
8/12	at Tampa Bay	65,008	Tampa Bay 14, Miami 10
8/15	at Miami	56,930	New Orleans 24, Miami 7
8/24	at Houston	69,432	Miami 24, Houston 3
8/29	at Miami	57,113	Miami 24, Chicago 22

**2003 (2-2)**

DATE	SITE	ATT.	SCORE
8/8	at Miami	62,261	Tampa Bay 20, Miami 19
8/15	at Jacksonville	49,751	Jacksonville 27, Miami 23
8/22	at Miami	59,093	Miami 30, Atlanta 21
8/28	at New Orleans	68,477	Miami 24, New Orleans 10

**2004 (2-2)**

DATE	SITE	ATT.	SCORE
8/14	at Miami	67,978	Miami 16, Jacksonville 5
8/21	at Miami	72,112	Washington 17, Miami 0
8/28	at Tampa Bay	64,992	at Tampa Bay 17, Miami 10
9/3	at New Orleans	64,900	at Miami 20, New Orleans 19

**2005 (1-4)**

DATE	SITE	ATT.	SCORE
8/8	at Canton, Ohio	22,292	Chicago 27, Miami 24
8/13	at Jacksonville	64,072	Jacksonville 27, Miami 17
8/20	at Pittsburgh	55,036	Pittsburgh 17, Miami 3
8/27	at Miami	67,892	Miami 17, Tampa Bay 14
9/1	at Miami	71,616	Atlanta 20, Miami 17

**2006 (2-2)**

DATE	SITE	ATT.	SCORE
8/12	at Miami	67,979	Jacksonville 31, Miami 26
8/19	at Tampa Bay	65,140	Miami 13, Tampa Bay 10
8/24	at Carolina	71,477	Carolina 19, Miami 10
8/31	at Miami	72,003	Miami 29, St. Louis 9

**2007 (2-2)**

DATE	SITE	ATT.	SCORE
8/11	at Miami	71,399	Miami 18, Jacksonville 17
8/16	at Kansas City	70,217	Miami 11, Kansas City 10
8/25	at Miami	65,660	Tampa Bay 31, Miami 28
8/30	at New Orleans	68,926	New Orleans 7, Miami 0

**2008 (3-1)**

DATE	SITE	ATT.	SCORE
8/9	at Miami	64,087	Tampa Bay 17, Miami 6
8/16	at Jacksonville	63,927	Miami 19, Jacksonville 14
8/23	at Miami	60,189	Miami 24, Kansas City 0
8/28	at New Orleans	70,008	Miami 14, New Orleans 10

**2009 (4-0)**

DATE	SITE	ATT.	SCORE
8/17	at Miami	60,637	Miami 12, Jacksonville 9
8/22	at Miami	56,638	Miami 27, Carolina 17
8/27	at Tampa Bay	63,386	Miami 10, Tampa Bay 6
9/3	at New Orleans	68,681	Miami 10, New Orleans 7

**2010 (2-2)**

DATE	SITE	ATT.	SCORE
8/14	at Miami	59,108	Miami 10, Tampa Bay 7
8/21	at Jacksonville	62,044	Miami 27, Jacksonville 26
8/27	at Miami	59,144	Atlanta 16, Miami 6
9/1	at Dallas	71,805	Dallas 27, Miami 25

**2011 (3-1)**

DATE	SITE	ATT.	SCORE
8/12	at Atlanta	67,038	Miami 28, Atlanta 23
8/19	at Miami	54,157	Miami 20, Carolina 10
8/27	at Tampa Bay	44,732	Tampa Bay 17, Miami 13
9/1	at Miami	40,727	Miami 17, Dallas 3

**2012 (0-4)**

DATE	SITE	ATT.	SCORE
8/10	at Miami	46,330	Tampa Bay 20, Miami 7
8/17	at Carolina	68,595	Carolina 23, Miami 17
8/24	at Miami	41,550	Atlanta 23, Miami 6
8/29	at Dallas	73,481	Dallas 30, Miami 13

**2013 (2-3)**

DATE	SITE	ATT.	SCORE
8/4	at Canton, Ohio	22,364	Dallas 24, Miami 20
8/9	at Jacksonville	59,135	Miami 27, Jacksonville 3
8/17	at Houston	71,401	Houston 24, Miami 17
8/24	at Miami	52,789	Tampa Bay 17, Miami 16
8/29	at Miami	43,019	Miami 24, New Orleans 21

**2014 (3-1)**

DATE	SITE	ATT.	SCORE
8/8	at Atlanta	68,540	Atlanta 16, Miami 10
8/16	at Tampa Bay	50,555	Miami 20, Tampa Bay 14
8/23	at Miami	55,623	Miami 25, Dallas
8/28	at Miami	43,340	Miami 14, St. Louis 13

**2015 (1-3)**

DATE	SITE	ATT.	SCORE
8/13	at Chicago	60,802	Chicago 27, Miami 10
8/22	at Carolina	70,323	Carolina 31, Miami 30
8/29	at Miami	60,661	Miami 13, Atlanta 9
9/3	at Miami	49,675	Tampa Bay 22, Miami 17

## 2016 (2-2)

DATE	SITE	ATT.	SCORE
8/12	at N.Y. Giants	73,575	Miami 27, N.Y. Giants 10
8/19	at Dallas	82,862	Dallas 41, Miami 14
8/25	at Orlando	45,974	Miami 17, Atlanta 6
9/1	at Miami	48,192	Tennessee 21, Miami 10

## 2017 (2-2)

DATE	SITE	ATT.	SCORE
8/10	at Miami	64,271	Miami 23, Atlanta 20
8/17	at Miami	64,464	Baltimore 31, Miami 7
8/24	at Philadelphia	69,596	Philadelphia 38, Miami 31
8/31	at Minnesota	66,409	Miami 30, Minnesota 9

## 2018 (1-3)

DATE	SITE	ATT.	SCORE
8/9	at Miami	51,042	Tampa Bay 26, Miami 24
8/17	at Carolina	72,200	Carolina 27, Miami 20
8/25	at Miami	60,071	Baltimore 27, Miami 10
8/30	at Atlanta	71,192	Miami 34, Atlanta 7

## 2019 (3-1)

DATE	SITE	ATT.	SCORE
8/8	at Miami	52,198	Miami 34, Atlanta 27
8/16	at Tampa Bay	40,013	Tampa Bay 16, Miami 14
8/22	at Miami	49,317	Miami 22, Jacksonville 7
8/29	at New Orleans	73,085	Miami 16, New Orleans 13

## 2020

No preseason due to COVID-19 pandemic

## 2021 (2-1)

DATE	SITE	ATT.	SCORE
8/14	at Chicago	61,183	Chicago 20, Miami 13
8/21	at Miami	57,217	Miami 37, Atlanta 17
8/29	at Cincinnati	34,667	Miami 29, Cincinnati 26

## 2022 (2-1)

DATE	SITE	ATT.	SCORE
8/13	at Tampa Bay	68,841	Miami 26, Tampa Bay 24
8/20	at Miami	64,521	Las Vegas 15, Miami 13
8/27	at Miami	64,860	Miami 48, Philadelphia 10

## YEAR-BY-YEAR SCORES

- local TV blackout lifted (1973-2014)      (MN) = Monday      (TH) = Thursday      (SN) = Sunday night
- (FR) = Friday      (SA) = Saturday

## 1966 (3-11)

Fourth (tied) - Eastern Division		W/L	SCORE	Head Coach: George Wilson	
DATE	OPPONENT			DISTRIB	ACTUAL
9/2	OAKLAND (FR)	L	14-23	26,776	25,188
9/9	NEW YORK JETS (FR)	L	14-19	34,402	33,650
9/18	at Buffalo	L	24-58	37,546	37,176
10/2	at San Diego	L	10-44	26,451	26,444
10/9	at Oakland	L	10-21	30,787	28,863
10/16	DENVER	W	24-7	23,393	22,191
10/23	at Houston	W	20-13	23,173	21,999
11/6	BUFFALO	L	0-29	37,177	36,685
11/13	at Kansas City	L	16-34	34,063	33,733
11/20	at New York Jets	L	13-30	58,664	57,092
11/27	BOSTON	L	14-20	22,754	22,480

12/4	at Denver	L	7-17	32,592	32,116
12/11	KANSAS CITY	L	18-19	19,387	17,881
12/18	HOUSTON	W	29-28	20,045	19,274
				<b>427,210</b>	<b>414,772</b>

### 1967 (4-10)

Fourth - Eastern Division				Head Coach: George Wilson	
DATE	OPPONENT	W/L	SCORE	DISTRIB	ACTUAL
9/17	DENVER	W	35-21	29,381	29,072
9/24	KANSAS CITY	L	0-24	36,272	33,280
10/1	at New York Jets	L	7-29	61,240	59,433
10/8	at Kansas City	L	0-41	45,291	42,920
10/15	at Boston	L	10-41	23,955	17,859
10/22	NEW YORK JETS	L	14-33	30,049	28,392
11/5	at Buffalo	L	13-35	31,622	30,950
11/12	at San Diego	L	0-24	34,761	32,395
11/19	at Oakland	L	17-31	37,295	33,753
11/26	BUFFALO	W	17-14	27,050	24,357
12/3	at Houston	L	14-17	21,865	20,979
12/10	SAN DIEGO	W	41-24	23,032	23,007
12/17	BOSTON	W	41-32	25,969	22,079
12/23	HOUSTON (SA)	L	10-41	31,121	29,628
				<b>458,903</b>	<b>428,104</b>

### 1968 (5-8-1)

Third - Eastern Division				Head Coach: George Wilson	
DATE	OPPONENT	W/L	SCORE	DISTRIB	ACTUAL
9/14	HOUSTON (SA)	L	10-24	40,067	38,097
9/21	OAKLAND (SA)	L	21-47	30,021	28,751
9/28	KANSAS CITY (SA)	L	3-48	28,501	27,732
10/6	at Houston	W	24-7	36,109	35,424
10/12	BUFFALO (SA)	T	14-14	28,653	28,559
10/20	at Cincinnati	W	24-22	25,936	25,076
10/27	at Denver	L	14-21	44,115	43,411
11/3	at San Diego	L	28-34	37,281	31,686
11/10	at Buffalo	W	21-17	28,759	28,399
11/17	CINCINNATI	L	21-38	31,747	30,304
11/24	at Boston	W	34-10	18,305	13,646
12/1	at New York Jets	L	17-35	61,766	60,207
12/8	BOSTON	W	38-7	24,902	24,242
12/15	NEW YORK JETS	L	7-31	32,843	31,302
				<b>469,005</b>	<b>446,836</b>

### 1969 (3-10-1)

Fifth - Eastern Division				Head Coach: George Wilson	
DATE	OPPONENT	W/L	SCORE	DISTRIB	ACTUAL
9/14	at Cincinnati	L	21-27	25,335	24,487
9/20	at Oakland (SA)	L	17-20	50,277	48,477
9/28	at Houston	L	10-22	41,086	40,387
10/4	OAKLAND (SA)	T	20-20	35,614	32,668
10/11	SAN DIEGO (SA)	L	14-21	34,585	33,073
10/19	at Kansas City	L	10-17	49,809	47,038
10/26	BUFFALO	W	24-6	39,837	39,194
11/2	at New York Jets	L	31-34	61,761	60,793
11/9	at Boston	W	17-16	19,821	10,665
11/16	at Buffalo	L	3-28	32,868	32,344
11/23	HOUSTON	L	7-32	27,218	27,114
11/30	Boston (at Tampa)	L	23-38	32,121	27,179
12/7	DENVER	W	27-24	25,332	24,972
12/14	NEW YORK JETS	L	9-27	48,108	42,148
				<b>523,772</b>	<b>490,539</b>

## 1970 (10-4)

Second - Eastern Division				Head Coach: Don Shula	
DATE	OPPONENT	W/L	SCORE	DISTRIB	ACTUAL
9/20	at Boston	L	14-27	32,607	27,265
9/27	at Houston	W	20-10	39,840	38,779
10/3	OAKLAND (SA)	W	20-13	57,140	54,412
10/10	at New York Jets (SA)	W	20-6	62,712	61,801
10/18	at Buffalo	W	33-14	41,312	40,820
10/25	CLEVELAND	L	0-28	75,313	70,872
11/1	at Baltimore	L	0-35	60,240	59,305
11/8	at Philadelphia	L	17-24	58,171	53,149
11/15	NEW ORLEANS	W	21-10	42,866	41,557
11/22	BALTIMORE	W	34-17	67,699	63,362
11/30	at Atlanta (MN)	W	20-7	54,036	53,303
12/6	BOSTON	W	37-20	51,034	46,370
12/13	NEW YORK JETS	W	16-10	75,099	71,892
12/20	BUFFALO	W	45-7	70,990	64,957
				<b>789,059</b>	<b>747,844</b>

### AMERICAN CONFERENCE PLAYOFF

12/27	at Oakland	L	14-21	54,401	52,594
-------	------------	---	-------	--------	--------

## 1971 (10-3-1)

First - Eastern Division				Head Coach: Don Shula	
DATE	OPPONENT	W/L	SCORE	DISTRIB	ACTUAL
9/19	at Denver	T	10-10	51,228	50,499
9/26	at Buffalo	W	29-14	45,139	44,626
10/3	NEW YORK JETS	L	10-14	70,670	67,161
10/10	at Cincinnati	W	23-13	60,099	59,090
10/17	NEW ENGLAND	W	41-3	58,822	56,222
10/24	at New York Jets	W	30-14	62,130	61,170
10/31	at Los Angeles	W	20-14	72,903	68,386
11/7	BUFFALO	W	34-0	61,016	57,748
11/14	PITTSBURGH	W	24-21	66,435	63,178
11/21	BALTIMORE	W	17-14	75,312	73,063
11/29	CHICAGO (MN)	W	34-3	75,312	73,071
12/5	at New England	L	13-34	61,457	60,110
12/11	at Baltimore (SA)	L	3-14	60,238	59,293
12/19	GREEN BAY	W	27-6	75,312	74,215
				<b>896,073</b>	<b>867,832</b>

### AMERICAN CONFERENCE PLAYOFF

12/25	at Kansas City (SA)	W	27-24 (2 OT)	50,374	45,882
-------	---------------------	---	--------------	--------	--------

### AMERICAN CONFERENCE CHAMPIONSHIP

1/2/72	BALTIMORE	W	21-0	78,939	78,629
--------	-----------	---	------	--------	--------

### SUPER BOWL VI AT NEW ORLEANS

1/16/72	Dallas	L	3-24	81,023	80,591
---------	--------	---	------	--------	--------

## 1972 (14-0)

First - Eastern Division				Head Coach: Don Shula	
DATE	OPPONENT	W/L	SCORE	DISTRIB	ACTUAL
9/17	at Kansas City	W	20-10	79,829	78,736
9/24	HOUSTON	W	34-13	77,821	75,069
10/1	at Minnesota	W	16-14	47,900	45,766
10/8	at New York Jets	W	27-17	63,841	61,720
10/15	SAN DIEGO	W	24-10	80,010	78,212
10/22	BUFFALO	W	24-23	80,010	78,175
10/29	at Baltimore	W	23-0	60,000	59,303

11/5	at Buffalo	W	30-16	46,206	45,659
11/12	NEW ENGLAND	W	52-0	80,010	78,148
11/19	NEW YORK JETS	W	28-24	80,010	78,166
11/27	ST. LOUIS (MN)	W	31-10	80,010	78,190
12/3	at New England	W	37-21	60,999	60,144
12/10	at New York Giants	W	23-13	62,728	62,728
12/16	BALTIMORE (SA)	W	16-0	80,010	78,202
				<b>979,384</b>	<b>958,218</b>

#### AMERICAN CONFERENCE PLAYOFF

12/24	CLEVELAND	W	20-14	78,916	78,196
-------	-----------	---	-------	--------	--------

#### AMERICAN CONFERENCE CHAMPIONSHIP

12/31	at Pittsburgh	W	21-17	50,845	50,350
-------	---------------	---	-------	--------	--------

#### SUPER BOWL VII AT LOS ANGELES

1/14/73	Washington	W	14-7	90,182	85,462
---------	------------	---	------	--------	--------

### 1973 (12-2)

First - Eastern Division				Head Coach: Don Shula	
DATE	OPPONENT	W/L	SCORE	DISTRIB	ACTUAL
9/16	● SAN FRANCISCO	W	21-13	78,768	68,275
9/23	at Oakland	L	7-12	74,121	74,044
9/30	● NEW ENGLAND	W	44-23	78,830	62,508
10/7	● NEW YORK JETS	W	31-3	78,821	63,850
10/15	● at Cleveland (MN)	W	17-9	78,424	72,070
10/21	● BUFFALO	W	27-6	78,738	65,241
10/28	● at New England	W	30-14	60,268	57,617
11/4	● at New York Jets	W	24-14	61,462	57,591
11/11	● BALTIMORE	W	44-0	78,854	60,332
11/18	● at Buffalo	W	17-0	79,401	77,138
11/22	● at Dallas (TH)	W	14-7	62,967	58,089
12/3	● PITTSBURGH (MN)	W	30-26	78,922	68,901
12/9	at Baltimore	L	3-16	57,834	41,005
12/15	● DETROIT (SA)	W	34-7	78,337	53,375
				<b>1,025,747</b>	<b>880,036</b>

#### AMERICAN CONFERENCE PLAYOFF

12/23	CINCINNATI	W	34-16	78,928	75,770
-------	------------	---	-------	--------	--------

#### AMERICAN CONFERENCE CHAMPIONSHIP

12/30	● OAKLAND	W	27-10	79,325	75,105
-------	-----------	---	-------	--------	--------

#### SUPER BOWL VIII AT HOUSTON

1/13/74	Minnesota	W	24-7	71,882	68,142
---------	-----------	---	------	--------	--------

### 1974 (11-3)

First - Eastern Division				Head Coach: Don Shula	
DATE	OPPONENT	W/L	SCORE	DISTRIB	ACTUAL
9/15	at New England	L	24-34	55,006	54,193
9/22	● at Buffalo	W	24-16	79,463	78,990
9/29	at San Diego	W	28-21	45,098	44,706
10/7	● NEW YORK JETS (MN)	W	21-17	78,219	61,527
10/13	● at Washington	L	17-20	54,395	54,395
10/20	KANSAS CITY	W	9-3	75,358	67,779
10/27	BALTIMORE	W	17-7	72,849	65,868
11/3	ATLANTA	W	42-7	74,935	64,399
11/10	at New Orleans	W	21-0	74,289	73,458
11/17	● BUFFALO	W	35-28	78,771	69,313
11/24	● at New York Jets	L	14-17	60,481	57,162

12/2	CINCINNATI (MN)	W	24-3	78,675	71,962
12/8	at Baltimore	W	17-16	40,911	34,420
12/15	● NEW ENGLAND	W	34-27	78,611	56,920
				<b>947,061</b>	<b>855,092</b>

#### AMERICAN CONFERENCE PLAYOFF

12/21	at Oakland (SA)	L	26-28	53,023	52,817
-------	-----------------	---	-------	--------	--------

#### 1975 (10-4)

Second - Eastern Division				Head Coach: Don Shula	
DATE	OPPONENT	W/L	SCORE	DISTRIB	ACTUAL
9/22	OAKLAND (MN)	L	21-31	78,805	78,744
9/28	● at New England	W	22-14	61,279	60,602
10/5	● at Green Bay	W	31-7	56,267	55,270
10/12	PHILADELPHIA	W	24-16	62,925	60,127
10/19	● at New York Jets	W	43-0	60,471	47,191
10/26	● at Buffalo	W	35-30	79,429	79,080
11/2	at Chicago	W	46-13	56,577	51,298
11/9	NEW YORK JETS	W	27-7	75,631	72,896
11/16	● at Houston	L	19-20	50,494	48,892
11/23	BALTIMORE	L	17-33	67,029	61,986
12/1	NEW ENGLAND (MN)	W	20-7	68,480	61,963
12/7	BUFFALO	W	31-21	78,701	74,573
12/14	● at Baltimore	L	7-10 (OT)	59,808	59,398
12/20	DENVER (SA)	W	14-13	56,187	43,064
				<b>912,083</b>	<b>855,084</b>

#### 1976 (6-8)

Third - Eastern Division				Head Coach: Don Shula	
DATE	OPPONENT	W/L	SCORE	DISTRIB	ACTUAL
9/13	at Buffalo (MN)	W	30-21	77,800	77,683
9/19	at New England	L	14-30	46,227	46,053
9/26	NEW YORK JETS	W	16-0	53,600	49,754
10/3	LOS ANGELES	L	28-31	65,314	60,753
10/10	● at Baltimore	L	14-28	59,295	58,832
10/17	KANSAS CITY	L	17-20 (OT)	50,471	43,325
10/24	at Tampa Bay	W	23-20	63,016	59,155
10/31	NEW ENGLAND	W	10-3	57,984	52,863
11/7	at New York Jets	W	27-7	58,882	53,344
11/14	● at Pittsburgh	L	3-14	49,813	48,945
11/22	BALTIMORE (MN)	L	16-17	68,372	62,104
11/28	at Cleveland	L	13-17	76,562	74,715
12/5	BUFFALO	W	45-27	51,423	43,475
12/11	MINNESOTA (SA)	L	7-29	52,945	46,543
				<b>831,704</b>	<b>777,544</b>

#### 1977 (10-4)

Second - Eastern Division				Head Coach: Don Shula	
DATE	OPPONENT	W/L	SCORE	DISTRIB	ACTUAL
9/18	at Buffalo	W	13-0	78,048	76,097
9/25	at San Francisco	W	19-15	45,560	40,503
10/2	HOUSTON	W	27-7	50,764	49,619
10/9	at Baltimore	L	28-45	57,829	57,005
10/16	NEW YORK JETS	W	21-17	45,048	43,446
10/23	SEATTLE	W	31-13	38,967	29,858
10/30	SAN DIEGO	L	13-14	47,525	40,670
11/6	at New York Jets	W	14-10	53,698	51,582
11/13	NEW ENGLAND	W	17-5	67,907	67,502
11/20	● at Cincinnati	L	17-23	58,710	46,733
11/24	● at St. Louis (TH)	W	55-14	50,855	50,269

12/5	● BALTIMORE (MN)	W	17-6	74,216	68,977
12/11	● at New England	L	10-14	61,279	61,064
12/17	BUFFALO (SA)	W	31-14	45,855	39,626
				<b>776,261</b>	<b>722,951</b>

### 1978 (11-5)

Second - Eastern Division				Head Coach: Don Shula	
DATE	OPPONENT	W/L	SCORE	DISTRIB	ACTUAL
9/3	at New York Jets	L	20-33	53,941	49,598
9/10	at Baltimore	W	42-0	47,658	46,426
9/17	BUFFALO	W	31-24	51,362	48,373
9/24	● at Philadelphia	L	3-17	64,328	62,998
10/1	ST. LOUIS	W	24-10	47,650	43,882
10/9	CINCINNATI (MN)	W	21-0	57,481	54,729
10/15	at San Diego	W	28-21	51,426	50,637
10/22	● at New England	L	24-33	61,297	60,424
10/29	BALTIMORE	W	26-8	55,783	53,524
11/5	● DALLAS	W	23-16	74,058	70,414
11/12	at Buffalo	W	25-24	50,110	48,623
11/20	● at Houston (MN)	L	30-35	51,189	50,290
11/26	NEW YORK JETS	L	13-24	53,900	49,255
12/3	● at Washington	W	16-0	54,239	52,860
12/10	OAKLAND	W	23-6	73,889	73,003
12/18	NEW ENGLAND (MN)	W	23-3	73,945	72,071
				<b>922,256</b>	<b>887,107</b>

### AFC WILD CARD PLAYOFF

12/24	HOUSTON	L	9-17	72,445	70,036
-------	---------	---	------	--------	--------

### 1979 (10-6)

First - Eastern Division				Head Coach: Don Shula	
DATE	OPPONENT	W/L	SCORE	DISTRIB	ACTUAL
9/2	at Buffalo	W	9-7	70,841	69,441
9/9	SEATTLE	W	19-10	60,045	56,233
9/16	● at Minnesota	W	27-12	47,748	44,187
9/23	CHICAGO	W	31-16	66,598	66,011
9/30	at New York Jets	L	27-33	59,595	51,496
10/8	● at Oakland (MN)	L	3-13	53,419	52,419
10/14	BUFFALO	W	17-7	54,062	45,597
10/21	● at New England	L	13-28	61,297	61,096
10/28	GREEN BAY	W	27-7	54,343	47,741
11/5	HOUSTON (MN)	L	6-9	73,900	70,273
11/11	BALTIMORE	W	19-0	56,884	50,193
11/18	at Cleveland	L	24-30 (OT)	81,300	80,374
11/25	at Baltimore	W	28-24	44,989	36,016
11/29	● NEW ENGLAND (TH)	W	39-24	73,628	69,174
12/9	at Detroit	W	28-10	79,073	78,087
12/15	NEW YORK JETS (SA)	L	24-27	58,620	49,915
				<b>996,342</b>	<b>930,253</b>

### AMERICAN CONFERENCE PLAYOFF

12/30	at Pittsburgh	L	14-34	50,320	50,214
-------	---------------	---	-------	--------	--------

### 1980 (8-8)

Third - Eastern Division				Head Coach: Don Shula	
DATE	OPPONENT	W/L	SCORE	DISTRIB	ACTUAL
9/7	at Buffalo	L	7-17	80,020	79,598
9/14	CINCINNATI	W	17-16	45,480	38,322
9/21	● at Atlanta	W	20-17	58,558	55,479
9/28	NEW ORLEANS	W	21-16	46,599	40,946



10/5	BALTIMORE	L	17-30	53,838	50,631
10/12	● at New England	L	0-34	60,392	60,377
10/19	BUFFALO	W	17-14	49,499	41,636
10/27	at New York Jets (MN)	L	14-17	59,677	53,046
11/2	at Oakland	L	10-16	47,274	46,378
11/9	● at Los Angeles	W	35-14	67,751	62,198
11/16	SAN FRANCISCO	W	17-13	50,219	45,135
11/20	SAN DIEGO (TH)	L	24-27 (OT)	66,009	63,013
11/30	● at Pittsburgh	L	10-23	54,082	51,384
12/8	NEW ENGLAND (MN)	W	16-13 (OT)	63,936	63,292
12/14	at Baltimore	W	24-14	36,136	30,564
12/20	NEW YORK JETS (SA)	L	17-24	47,920	41,854
				<b>887,390</b>	<b>823,853</b>

### 1981 (11-4-1)

First - Eastern Division				Head Coach: Don Shula	
DATE	OPPONENT	W/L	SCORE	DISTRIB	ACTUAL
9/6	at St. Louis	W	20-7	50,923	50,351
9/10	PITTSBURGH (TH)	W	30-10	75,059	74,190
9/20	● at Houston	W	16-10	51,344	47,379
9/27	at Baltimore	W	31-28	42,452	41,630
10/4	NEW YORK JETS	T	28-28 (OT)	69,631	68,723
10/12	● at Buffalo (MN)	L	21-31	79,275	78,576
10/18	WASHINGTON	W	13-10	51,710	47,367
10/25	● at Dallas	L	27-28	65,066	64,221
11/1	BALTIMORE	W	27-10	50,473	46,061
11/8	● at New England	W	30-27 (OT)	61,297	60,436
11/15	OAKLAND	L	17-33	66,359	61,777
11/22	● at New York Jets	L	15-16	60,370	59,962
11/30	● PHILADELPHIA (MN)	w	13-10	73,916	67,797
12/6	NEW ENGLAND	W	24-14	54,326	50,421
12/13	at Kansas City	W	17-7	57,477	57,407
12/19	BUFFALO (SA)	W	16-6	73,629	72,956
				<b>983,307</b>	<b>949,254</b>

### AMERICAN CONFERENCE PLAYOFF

1/2/82	● SAN DIEGO (SA)	L	38-41 (OT)	74,233	73,735
--------	------------------	---	------------	--------	--------

### 1982 (7-2)

Second - Eastern Division				Head Coach: Don Shula	
DATE	OPPONENT	W/L	SCORE	DISTRIB	ACTUAL
9/12	at New York Jets	W	45-28	54,236	53,360
9/19	BALTIMORE	W	24-20	53,823	51,999
11/21	at Buffalo	W	9-7	54,475	52,945
11/29	at Tampa Bay (MN)	L	17-23	70,686	54,854
12/5	MINNESOTA	W	22-14	50,474	45,721
12/12	at New England	L	0-3	33,293	25,716
12/18	NEW YORK JETS (SA)	W	20-19	67,825	67,702
12/27	BUFFALO (MN)	W	27-10	75,051	73,924
1/2/83	at Baltimore	W	34-7	22,354	19,073
				<b>482,217</b>	<b>445,294</b>

**Games Lost to Strike:** at Green Bay (9/26), at Cincinnati (10/3), DETROIT (10/10), NEW ENGLAND (10/17), at L.A. Raiders (10/31), SAN DIEGO (MN, 11/8), CLEVELAND (11/14)

### AMERICAN CONFERENCE PLAYOFF (first round)

1/8/83	NEW ENGLAND (SA)	W	28-13	70,881	68,842
--------	------------------	---	-------	--------	--------

### AMERICAN CONFERENCE PLAYOFF (second round)

1/16/83	● SAN DIEGO	W	34-13	73,772	71,383
---------	-------------	---	-------	--------	--------

**AMERICAN CONFERENCE CHAMPIONSHIP**

1/23/83	● NEW YORK JETS	W	14-0	74,918	67,396
---------	-----------------	---	------	--------	--------

**SUPER BOWL XVII AT PASADENA**

1/30/83	Washington	L	17-27		103,667
---------	------------	---	-------	--	---------

**1983 (12-4)**

First - Eastern Division				Head Coach: Don Shula	
DATE	OPPONENT	W/L	SCORE	DISTRIB	ACTUAL
9/4	at Buffalo	W	12-0	80,020	78,715
9/11	NEW ENGLAND	W	34-24	62,309	59,343
9/19	at L.A. Raiders (MN)	L	14-27	60,696	57,796
9/25	KANSAS CITY	W	14-6	55,125	50,785
10/2	at New Orleans	L	7-17	71,081	66,489
10/9	BUFFALO	L	35-38 (OT)	62,716	59,948
10/16	at New York Jets	W	32-14	60,370	58,615
10/23	at Baltimore	W	21-7	45,768	32,343
10/30	L.A. RAMS	W	30-14	74,856	72,175
11/6	at San Francisco	W	20-17 (OT)	61,047	57,832
11/13	at New England	L	6-17	61,150	60,771
11/20	BALTIMORE	W	37-0	59,736	54,482
11/28	● CINCINNATI (MN)	W	38-14	75,007	74,506
12/4	at Houston	W	24-17	50,365	39,434
12/10	ATLANTA (SA)	W	31-24	62,552	56,725
12/16	NEW YORK JETS (FR)	W	34-14	75,057	59,975
				<b>1,017,855</b>	<b>939,934</b>

**AMERICAN CONFERENCE PLAYOFF**

12/31	SEATTLE (SA)	L	20-27	75,116	71,032
-------	--------------	---	-------	--------	--------

**1984 (14-2)**

First - Eastern Division				Head Coach: Don Shula	
DATE	OPPONENT	W/L	SCORE	DISTRIB	ACTUAL
9/2	● at Washington	W	35-17	55,431	52,683
9/9	NEW ENGLAND	W	28-7	67,843	66,083
9/17	at Buffalo (MN)	W	21-17	66,317	65,455
9/23	INDIANAPOLIS	W	44-7	57,813	55,415
9/30	at St. Louis	W	36-28	48,605	46,991
10/7	● at Pittsburgh	W	31-7	59,103	59,103
10/14	HOUSTON	W	28-10	59,106	54,080
10/21	at New England	W	44-24	60,890	60,711
10/28	BUFFALO	W	38-7	61,897	58,824
11/4	at New York Jets	W	31-17	76,891	72,655
11/11	PHILADELPHIA	W	24-23	70,805	70,227
11/18	at San Diego	L	28-34 (OT)	60,234	53,041
11/26	NEW YORK JETS (MN)	W	28-17	75,002	74,884
12/2	● L.A. RAIDERS	L	34-45	75,151	71,222
12/9	● at Indianapolis	W	35-17	60,695	60,411
12/17	● DALLAS (MN)	W	28-21	75,105	74,139
				<b>1,030,888</b>	<b>995,924</b>

**AMERICAN CONFERENCE PLAYOFF**

12/29	● SEATTLE (SA)	W	31-10	74,291	73,469
-------	----------------	---	-------	--------	--------

**AMERICAN CONFERENCE CHAMPIONSHIP**

1/6/85	● PITTSBURGH	W	45-28	76,029	76,029
--------	--------------	---	-------	--------	--------

**SUPER BOWL XIX AT PALO ALTO**

1/20/85	San Francisco	L	16-38		84,059
---------	---------------	---	-------	--	--------

## 1985 (12-4)

First - Eastern Division				Head Coach: Don Shula	
DATE	OPPONENT	W/L	SCORE	DISTRIB	ACTUAL
9/8	at Houston	L	23-26	50,157	47,656
9/15	INDIANAPOLIS	W	30-13	57,772	53,693
9/22	KANSAS CITY	W	31-0	72,238	69,791
9/29	● at Denver	W	30-26	75,100	73,614
10/6	● PITTSBURGH	W	24-20	75,070	72,820
10/14	● at New York Jets (MN)	L	7-23	76,891	73,807
10/20	TAMPA BAY	W	41-38	62,987	62,335
10/27	● at Detroit	L	21-31	80,638	75,291
11/3	● at New England	L	13-17	61,000	58,811
11/10	● NEW YORK JETS	W	21-17	75,275	73,695
11/17	● at Indianapolis	W	34-20	60,656	59,666
11/24	at Buffalo	W	23-14	53,529	50,474
12/2	● CHICAGO (MN)	W	38-24	75,594	75,594
12/8	● at Green Bay	W	34-24	56,860	52,671
12/16	● NEW ENGLAND (MN)	W	30-27	75,825	69,489
12/22	BUFFALO	W	28-0	65,686	64,811
				<b>1,075,278</b>	<b>1,034,218</b>

### AMERICAN CONFERENCE PLAYOFF

1/4/86	● CLEVELAND (SA)	W	24-21	75,842	75,128
--------	------------------	---	-------	--------	--------

### AMERICAN CONFERENCE CHAMPIONSHIP

1/12/86	● NEW ENGLAND	L	14-31	76,270	74,978
---------	---------------	---	-------	--------	--------

## 1986 (8-8)

Third - Eastern Division				Head Coach: Don Shula	
DATE	OPPONENT	W/L	SCORE	DISTRIB	ACTUAL
9/7	● at San Diego	L	28-50	60,147	57,726
9/14	INDIANAPOLIS	W	30-10	58,442	51,848
9/21	● at New York Jets	L	45-51 (OT)	76,891	71,025
9/28	SAN FRANCISCO	L	16-31	74,730	70,264
10/5	● at New England	L	7-34	61,000	60,689
10/12	BUFFALO	W	27-14	59,089	49,467
10/19	● L.A. RAIDERS	L	28-30	75,284	53,421
10/26	● at Indianapolis	W	17-13	60,596	58,350
11/2	HOUSTON	W	28-7	56,321	43,804
11/10	● at Cleveland (MN)	L	16-26	79,793	77,949
11/16	● at Buffalo	W	34-24	80,290	76,474
11/24	● NEW YORK JETS (MN)	W	45-3	76,254	70,206
11/30	ATLANTA	L	14-20	62,309	53,762
12/7	at New Orleans	W	31-27	69,136	64,761
12/14	● at L.A. Rams	W	37-31 (OT)	68,379	62,629
12/22	NEW ENGLAND (MN)	L	27-34	76,254	74,516
				<b>1,094,915</b>	<b>996,891</b>

## 1987 (8-7)

Third - Eastern Division				Head Coach: Don Shula	
DATE	OPPONENT	W/L	SCORE	DISTRIB	ACTUAL
9/13	● at New England	L	21-28	60,864	54,642
9/20	at Indianapolis	W	23-10	58,704	57,524
10/4	● at Seattle	L	20-24	32,056	19,448
10/11	KANSAS CITY	W	42-0	43,875	25,867
10/18	● at New York Jets	L	31-37 (OT)	39,000	18,249
10/25	BUFFALO	L	31-34 (OT)	70,592	61,295
11/1	PITTSBURGH	W	35-24	72,028	52,578
11/8	● at Cincinnati	W	20-14	59,931	53,840
11/15	INDIANAPOLIS	L	21-40	72,070	65,433

11/22	● at Dallas (SN)	W	20-14	63,292	56,519
11/29	at Buffalo	L	0-27	72,350	68,055
12/7	● NEW YORK JETS (MN)	W	37-28	72,672	62,592
12/13	● at Philadelphia	W	28-10	65,746	63,841
12/20	● WASHINGTON (SN)	W	23-21	72,743	65,715
12/28	● NEW ENGLAND (MN)	L	10-24	72,630	61,192
				<b>928,553</b>	<b>786,790</b>

Game Lost to Strike: NEW YORK GIANTS (9/27)

### 1988 (6-10)

Fifth - Eastern Division				Head Coach: Don Shula	
DATE	OPPONENT	W/L	SCORE	DISTRIB	ACTUAL
9/4	● at Chicago	L	7-34	66,496	63,330
9/11	● at Buffalo	L	6-9	80,343	79,529
9/18	GREEN BAY	W	24-17	61,965	54,409
9/25	● at Indianapolis	L	13-15	60,577	59,638
10/2	MINNESOTA	W	24-7	65,757	59,867
10/9	at L.A. Raiders	W	24-14	55,178	50,751
10/16	SAN DIEGO	W	31-28	64,623	58,972
10/23	NEW YORK JETS	L	30-44	72,756	68,292
10/30	at Tampa Bay	W	17-14	74,314	67,352
11/6	● at New England	L	10-21	60,945	60,840
11/14	BUFFALO (MN)	L	6-31	72,610	67,091
11/20	NEW ENGLAND (SN)	L	3-6	65,009	53,525
11/27	● at New York Jets	L	34-38	76,891	52,752
12/4	INDIANAPOLIS	L	28-31	61,613	45,236
12/12	CLEVELAND (MN)	W	38-31	71,518	61,884
12/18	● at Pittsburgh	L	24-40	59,000	36,051
				<b>1,069,595</b>	<b>939,519</b>

### 1989 (8-8)

First - Eastern Division				Head Coach: Don Shula	
DATE	OPPONENT	W/L	SCORE	DISTRIB	ACTUAL
9/10	BUFFALO	L	24-27	58,373	54,541
9/17	at New England	W	24-10	58,089	57,043
9/24	NEW YORK JETS	L	33-40	67,673	65,908
10/1	at Houston	L	7-39	53,617	53,326
10/8	CLEVELAND	W	13-10 (OT)	64,542	58,444
10/15	● at Cincinnati	W	20-13	60,044	58,184
10/22	GREEN BAY	W	23-20	60,570	56,624
10/29	● at Buffalo	L	17-31	80,422	80,208
11/5	INDIANAPOLIS	W	19-13	57,916	52,680
11/12	● at New York Jets	W	31-23	76,891	65,923
11/19	at Dallas	W	17-14	58,738	56,044
11/26	PITTSBURGH	L	14-34	65,302	59,936
12/3	at Kansas City	L	21-26	56,004	54,610
12/10	NEW ENGLAND (SN)	W	31-10	62,127	55,918
12/17	● at Indianapolis	L	13-42	60,643	55,665
12/24	KANSAS CITY	L	24-27	55,952	43,612
				<b>996,903</b>	<b>928,666</b>

### 1990 (12-4)

Second - Eastern Division				Head Coach: Don Shula	
DATE	OPPONENT	W/L	SCORE	DISTRIB	ACTUAL
9/9	at New England	W	27-24	45,628	45,305
9/16	BUFFALO	W	30-7	68,490	68,142
9/23	● at New York Giants	L	3-20	77,186	76,483
9/30	● at Pittsburgh	W	28-6	59,000	54,691
10/7	NEW YORK JETS	W	20-16	71,835	69,678

10/18	NEW ENGLAND (TH)	W	17-10	65,017	62,630
10/28	● at Indianapolis	W	27-7	60,649	59,213
11/4	PHOENIX	W	23-3	57,652	54,924
11/11	● at New York Jets	W	17-3	76,891	68,362
11/19	● L.A. RAIDERS (MN)	L	10-13	72,393	70,553
11/25	at Cleveland	W	30-13	73,195	70,225
12/2	● at Washington	L	20-42	55,683	53,599
12/9	● PHILADELPHIA (SN)	W	23-20 (OT)	71,904	67,034
12/16	SEATTLE	W	24-17	61,843	57,851
12/23	● at Buffalo	L	14-24	80,433	80,235
12/30	INDIANAPOLIS	W	23-17	63,797	59,547
				<b>1,061,596</b>	<b>1,018,472</b>

#### AMERICAN CONFERENCE FIRST ROUND PLAYOFF

1/5/91	● KANSAS CITY (SA)	W	17-16	73,067	67,276
--------	--------------------	---	-------	--------	--------

#### AMERICAN CONFERENCE DIVISIONAL PLAYOFF

1/12/91	● at Buffalo (SA)	L	34-44	80,252	77,087
---------	-------------------	---	-------	--------	--------

### 1991 (8-8)

First - Eastern Division				Head Coach: Don Shula	
DATE	OPPONENT	W/L	SCORE	DISTRIB	ACTUAL
9/1	● at Buffalo	L	31-35	80,368	80,252
9/8	INDIANAPOLIS	W	17-6	55,076	51,155
9/15	at Detroit	L	13-17	59,693	56,896
9/22	GREEN BAY	W	16-13	57,799	56,583
9/29	● at New York Jets	L	23-41	76,891	71,170
10/6	at New England	W	20-10	55,075	49,749
10/13	● at Kansas City	L	7-42	77,865	76,021
10/20	HOUSTON	L	13-17	66,328	60,705
11/3	at Indianapolis	W	10-6	57,154	55,899
11/10	NEW ENGLAND (SN)	W	30-20	59,169	56,065
11/18	● BUFFALO (MN)	L	27-41	72,839	71,062
11/24	● at Chicago	W	16-13 (OT)	66,946	58,288
12/1	TAMPA BAY	W	33-14	59,393	51,036
12/9	CINCINNATI (MN)	W	37-13	64,844	60,616
12/15	at San Diego	L	30-38	53,140	47,731
12/22	● NEW YORK JETS	L	20-23 (OT)	72,487	69,636
				<b>1,035,067</b>	<b>972,864</b>

### 1992 (11-5)

First - Eastern Division				Head Coach: Don Shula	
DATE	OPPONENT	W/L	SCORE	DISTRIB	ACTUAL
9/14	at Cleveland (MN)	W	27-23	76,910	74,765
9/20	L.A. RAMS	W	26-10	59,892	55,945
9/27	● at Seattle	W	19-17	65,879	59,374
10/4	● at Buffalo	W	37-10	80,404	80,368
10/11	ATLANTA	W	21-17	71,646	68,633
10/18	NEW ENGLAND	W	38-17	61,120	57,282
10/25	INDIANAPOLIS	L	20-31	62,515	61,117
11/1	● at New York Jets	L	14-26	76,891	69,313
11/8	at Indianapolis	W	28-0	61,046	59,892
11/16	● BUFFALO (MN)	L	20-26	72,460	70,629
11/22	● HOUSTON	W	19-16	72,009	63,597
11/29	● at New Orleans	L	13-24	68,591	68,591
12/6	● at San Francisco	L	3-27	66,461	58,474
12/14	● L.A. RAIDERS (MN)	W	20-7	72,220	67,098
12/20	● NEW YORK JETS (SN)	W	19-17	72,133	68,275
12/27	at New England	W	16-13 (OT)	43,137	34,726
				<b>1,083,314</b>	<b>1,018,079</b>

**AMERICAN CONFERENCE DIVISIONAL PLAYOFF**

1/10/93	● SAN DIEGO	W	31-0	72,625	71,224
---------	-------------	---	------	--------	--------

**AMERICAN CONFERENCE CHAMPIONSHIP**

1/17/93	● BUFFALO	L	10-29	72,996	72,703
---------	-----------	---	-------	--------	--------

**1993 (9-7)**

Second - Eastern Division				Head Coach: Don Shula	
DATE	OPPONENT	W/L	SCORE	DISTRIB	ACTUAL
9/5	at Indianapolis	W	24-20	54,249	51,858
9/12	NEW YORK JETS	L	14-24	73,150	70,314
9/26	● at Buffalo	W	22-13	80,076	79,635
10/4	● WASHINGTON (MN)	W	17-10	73,672	68,568
10/10	● at Cleveland	W	24-14	78,512	78,138
10/24	INDIANAPOLIS (SN)	W	41-27	61,209	57,301
10/31	● KANSAS CITY	W	30-10	73,886	67,765
11/7	● at New York Jets	L	10-27	77,289	71,306
11/14	● at Philadelphia	W	19-14	66,552	64,213
11/21	NEW ENGLAND	W	17-13	65,929	59,982
11/25	● at Dallas (TH)	W	16-14	60,198	60,198
12/5	● NEW YORK GIANTS	L	14-19	74,444	72,161
12/13	● PITTSBURGH (MN)	L	20-21	73,882	70,232
12/19	● BUFFALO	L	34-47	74,504	71,597
12/27	● at San Diego (MN)	L	20-45	63,349	60,311
1/2/94	● at New England	L	27-33 (OT)	60,290	53,883
				<b>1,111,191</b>	<b>1,057,462</b>

**1994 (10-6)**

First - Eastern Division				Head Coach: Don Shula	
DATE	OPPONENT	W/L	SCORE	DISTRIB	ACTUAL
9/4	NEW ENGLAND	W	39-35	73,821	71,023
9/11	● at Green Bay (at Mil.)	W	24-14	56,051	55,011
9/18	● NEW YORK JETS	W	28-14	73,925	68,977
9/25	● at Minnesota	L	35-38	64,035	64,035
10/2	● at Cincinnati (SN)	W	23-7	59,943	55,056
10/9	● at Buffalo	L	11-21	79,583	79,491
10/16	● L.A. RAIDERS	W	20-17 (OT)	74,207	70,112
10/30	● at New England	W	23-3	60,292	59,167
11/6	INDIANAPOLIS	W	22-21	74,028	71,158
11/13	● CHICAGO	L	14-17	74,340	64,871
11/20	● at Pittsburgh	L	13-16 (OT)	59,148	59,148
11/27	● at New York Jets	W	28-24	77,716	75,606
12/4	● BUFFALO (SN)	L	31-42	74,436	69,358
12/12	● KANSAS CITY (MN)	W	45-28	74,421	71,578
12/18	● at Indianapolis	L	6-10	60,714	58,867
12/25	● DETROIT (SN)	W	27-20	74,302	70,980
				<b>1,110,962</b>	<b>1,064,438</b>

**AMERICAN CONFERENCE FIRST-ROUND PLAYOFF**

12/31	● KANSAS CITY (SA)	W	27-17	74,248	69,757
-------	--------------------	---	-------	--------	--------

**AMERICAN CONFERENCE DIVISIONAL PLAYOFF**

1/8/95	● at San Diego	L	21-22	63,682	63,381
--------	----------------	---	-------	--------	--------

**1995 (9-7)**

Third - Eastern Division				Head Coach: Don Shula	
DATE	OPPONENT	W/L	SCORE	DISTRIB	ACTUAL
9/3	● NEW YORK JETS	W	52-14	74,900	71,317
9/10	● at New England	W	20-3	60,292	60,239
9/18	● PITTSBURGH (MN)	W	23-10	75,186	72,874

10/1	● at Cincinnati	W	26-23	56,448	52,671
10/8	● INDIANAPOLIS	L	24-27 (OT)	75,181	68,471
10/15	at New Orleans	L	30-33	64,529	55,628
10/22	● at N.Y. Jets	L	16-17	77,716	67,228
10/29	● BUFFALO	W	23-6	75,224	71,060
11/5	● at San Diego (SN)	W	24-14	63,199	61,996
11/12	● NEW ENGLAND	L	17-34	75,378	70,399
11/20	● SAN FRANCISCO (MN)	L	20-44	75,557	73,080
11/26	● at Indianapolis	L	28-36	60,902	60,414
12/3	● ATLANTA	W	21-20	75,217	63,395
12/11	● KANSAS CITY (MN)	W	13-6	75,311	70,321
12/17	● at Buffalo	L	20-23	79,703	79,531
12/24	● at St. Louis	W	41-22	65,728	63,876
				<b>1,129,674</b>	<b>1,062,500</b>

#### AMERICAN CONFERENCE FIRST-ROUND PLAYOFF

12/30	● at Buffalo (SA)	L	22-37	79,671	73,103
-------	-------------------	---	-------	--------	--------

#### 1996 (8-8)

Fourth - Eastern Division				Head Coach: Jimmy Johnson	
DATE	OPPONENT	W/L	SCORE	DISTRIB	ACTUAL
9/1	● NEW ENGLAND	W	24-10	74,855	71,542
9/8	at Arizona (SN)	W	38-10	57,988	55,444
9/15	● NEW YORK JETS	W	36-27	75,103	68,137
9/23	● at Indianapolis (MN)	L	6-10	61,393	60,891
10/6	● SEATTLE	L	15-22	75,224	59,539
10/13	● at Buffalo	W	21-7	79,803	79,642
10/20	● at Philadelphia	L	28-35	66,890	66,240
10/27	● DALLAS	L	10-29	75,651	75,283
11/3	● at New England	L	23-42	60,292	58,942
11/10	● INDIANAPOLIS	W	37-13	75,387	66,623
11/17	at Houston	W	23-20	48,890	47,358
11/25	● PITTSBURGH (MN)	L	17-24	75,507	73,489
12/1	● at Oakland	L	7-17	61,436	60,591
12/8	● NEW YORK GIANTS	L	7-17	75,234	63,889
12/16	● BUFFALO (MN)	W	16-14	75,388	67,016
12/22	● at New York Jets	W	31-28	77,716	47,271
				<b>1,115,257</b>	<b>1,022,297</b>

#### 1997 (9-7)

Second - Eastern Division				Head Coach: Jimmy Johnson	
DATE	OPPONENT	W/L	SCORE	PAID ATT.	
8/31	INDIANAPOLIS	W	16-10	70,813	
9/7	TENNESSEE	W	16-13 (OT)	64,439	
9/14	● at Green Bay	L	18-23	60,075	
9/21	● at Tampa Bay (SN)	L	21-31	73,314	
10/5	● KANSAS CITY	W	17-14	71,794	
10/12	● at New York Jets	W	31-20	75,601	
10/19	● at Baltimore	W	24-13	64,354	
10/27	● CHICAGO (MN)	L	33-36 (OT)	73,156	
11/2	● at Buffalo	L	6-9	78,011	
11/9	● NEW YORK JETS	W	24-17	73,089	
11/17	● BUFFALO (MN)	W	30-13	74,155	
11/23	● at New England	L	24-27	59,002	
11/30	at Oakland	W	34-16	50,569	
12/7	● DETROIT (SN)	W	33-30	72,266	
12/14	● at Indianapolis	L	0-41	61,282	
12/22	● NEW ENGLAND (MN)	L	12-14	74,379	
				<b>1,095,669</b>	

**AMERICAN CONFERENCE FIRST-ROUND PLAYOFF**

12/28 • at New England L 3-17 60,041

**1998 (10-6)**

**Second - Eastern Division**

**Head Coach: Jimmy Johnson**

DATE	OPPONENT	W/L	SCORE	PAID ATT.
9/6	● at Indianapolis	W	24-15	65,087
9/13	● BUFFALO	W	13-7	73,097
9/20	● PITTSBURGH	W	21-0	73,948
10/4	● at N.Y. Jets	L	9-20	75,257
10/12	● at Jacksonville (MN)	L	21-28	74,051
10/18	● ST. LOUIS	W	14-0	65,418
10/25	● NEW ENGLAND	W	12-9 (OT)	73,973
11/1	● at Buffalo	L	24-30	79,011
11/8	● INDIANAPOLIS	W	27-14	73,400
11/15	● at Carolina	W	13-9	67,887
11/23	● at New England (MN)	L	23-26	58,729
11/29	● NEW ORLEANS	W	30-10	73,216
12/6	● at Oakland	W	27-17	61,254
12/13	● N.Y. JETS (SN)	L	16-21	74,369
12/21	● DENVER (MN)	W	31-21	74,363
12/27	● at Atlanta	L	16-38	69,754

**1,132,814**

**AMERICAN CONFERENCE FIRST-ROUND PLAYOFF**

1/2/99 ● BUFFALO (SA) W 24-17 72,698

**AMERICAN CONFERENCE DIVISIONAL PLAYOFF**

1/9/99 ● at Denver (SA) L 3-38 75,729

**1999 (9-7)**

**Third - Eastern Division**

**Head Coach: Jimmy Johnson**

DATE	OPPONENT	W/L	SCORE	PAID ATT.
9/13	● at Denver (MN)	W	38-21	75,623
9/19	● ARIZONA	W	19-16	73,618
10/4	● BUFFALO (MN)	L	18-23	74,073
10/10	● at Indianapolis	W	34-31	56,810
10/17	● at New England	W	31-30	60,006
10/24	● PHILADELPHIA	W	16-13	73,975
10/31	● at Oakland	W	16-9	61,556
11/7	● TENNESSEE (SN)	W	17-0	74,109
11/14	● at Buffalo	L	3-23	72,810
11/21	● NEW ENGLAND	W	27-17	74,295
11/25	● at Dallas (TH)	L	0-20	64,328
12/5	● INDIANAPOLIS	L	34-37	74,096
12/12	● at New York Jets	L	20-28	78,246
12/19	● SAN DIEGO	W	12-9	73,765
12/27	● NEW YORK JETS (MN)	L	31-38	74,230
1/2/00	● at Washington	L	10-21	78,106

**1,139,646**

**AMERICAN CONFERENCE FIRST-ROUND PLAYOFF**

1/9/00 ● at Seattle W 20-17 66,170

**AMERICAN CONFERENCE DIVISIONAL PLAYOFF**

1/15/00 ● at Jacksonville (SA) L 7-62 75,173



**2000 (11-5)****First - Eastern Division**

Head Coach: Dave Wannstedt

DATE	OPPONENT	W/L	SCORE	PAID ATT.
9/3	● SEATTLE	W	23-0	72,949
9/10	● at Minnesota	L	7-13	64,112
9/17	● BALTIMORE (SN)	W	19-6	73,464
9/24	● NEW ENGLAND	W	10-3	73,344
10/1	at Cincinnati	W	31-16	61,535
10/8	● BUFFALO	W	22-13	73,901
10/23	● at New York Jets (MN)	L	37-40 (OT)	78,389
10/29	● GREEN BAY	W	28-20	73,740
11/5	● at Detroit	W	23-8	77,813
11/12	● at San Diego	W	17-7	56,896
11/19	● NEW YORK JETS	L	3-20	74,320
11/26	● at Indianapolis	W	17-14	56,935
12/3	● at Buffalo	W	33-6	73,002
12/10	● TAMPA BAY	L	13-16	74,307
12/17	● INDIANAPOLIS	L	13-20	73,884
12/24	● at New England	W	27-24	60,292

**1,118,883****AMERICAN CONFERENCE FIRST-ROUND PLAYOFF**

12/30	INDIANAPOLIS (SA)	W	23-17 (OT)	73,193
-------	-------------------	---	------------	--------

**AMERICAN CONFERENCE DIVISIONAL PLAYOFF**

1/6/01	● at Oakland (SA)	L	0-27	61,998
--------	-------------------	---	------	--------

**2001 (11-5)****Second - Eastern Division**

Head Coach: Dave Wannstedt

DATE	OPPONENT	W/L	SCORE	PAID ATT.
9/9	● at Tennessee (SN)	W	31-23	68,798
9/23	● OAKLAND	W	18-15	73,404
9/30	● at St. Louis	L	10-42	66,046
10/7	● NEW ENGLAND	W	30-10	73,024
10/14	● at New York Jets	L	17-21	78,823
10/28	at Seattle	W	24-20	59,108
11/4	● CAROLINA	W	23-6	72,597
11/11	● at Indianapolis	W	27-24	57,127
11/18	● NEW YORK JETS	L	0-24	74,259
11/25	at Buffalo	W	34-27	73,063
12/2	● DENVER	W	21-10	73,938
12/10	● INDIANAPOLIS (MN)	W	41-6	73,858
12/16	● at San Francisco	L	0-21	68,223
12/22	● at New England (SA)	L	13-20	60,292
12/30	● ATLANTA	W	21-14	73,619
1/6/02	● BUFFALO	W	34-7	73,428

**1,118,883****AMERICAN CONFERENCE FIRST-ROUND PLAYOFF**

1/13/02	● BALTIMORE	L	3-20	72,251
---------	-------------	---	------	--------

**2002 (9-7)****Third - Eastern Division**

Head Coach: Dave Wannstedt

DATE	OPPONENT	W/L	SCORE	PAID ATT.
9/8	● DETROIT	W	49-21	72,216
9/15	● at Indianapolis	W	21-13	56,650
9/22	● NEW YORK JETS	W	30-3	73,426
9/29	● at Kansas City	L	30-48	78,178
10/6	● NEW ENGLAND	W	26-13	73,369
10/13	● at Denver (SN)	W	24-22	75,941

10/20	● BUFFALO	L	10-23	73,180
11/4	● at Green Bay (MN)	L	10-24	63,284
11/10	● at New York Jets (SN)	L	10-13	78,920
11/17	● BALTIMORE	W	26-7	73,013
11/24	● SAN DIEGO	W	30-3	73,138
12/1	● at Buffalo	L	21-38	73,287
12/9	● CHICAGO (MN)	W	27-9	73,609
12/15	● OAKLAND	W	23-17	73,572
12/21	● at Minnesota (SA)	L	17-20	64,285
12/29	● at New England	L	24-27 (OT)	68,436

**1,144,504**

### 2003 (10-6)

Third - Eastern Division			Head Coach: Dave Wannstedt	
DATE	OPPONENT	W/L	SCORE	PAID ATT.
9/7	● HOUSTON	L	20-21	73,010
9/14	● at New York Jets	W	21-10	77,461
9/21	● BUFFALO (SN)	W	17-7	73,458
10/5	● at New York Giants	W	23-10	78,863
10/12	● at Jacksonville	W	24-10	66,437
10/19	● NEW ENGLAND	L	13-19	73,650
10/27	● at San Diego (at Tempe) (MN)	W	26-10	73,014
11/2	● INDIANAPOLIS	L	17-23	73,258
11/9	● at Tennessee	L	7-31	68,809
11/16	● BALTIMORE	W	9-6 (OT)	73,333
11/23	● WASHINGTON (SN)	W	24-23	73,578
11/27	● at Dallas (TH)	W	40-21	64,110
12/7	● at New England	L	0-12	68,436
12/15	● PHILADELPHIA (MN)	L	27-34	73,780
12/21	● at Buffalo	W	20-3	73,319
12/28	● NEW YORK JETS	W	23-21	73,720

**1,158,236**

### 2004 (4-12)

Fourth - Eastern Division			Head Coaches: Dave Wannstedt (Games 1-9) Jim Bates (Games 10-16)	
DATE	OPPONENT	W/L	SCORE	PAID ATT.
9/11	● TENNESSEE (SA)	L	7-17	69,987
9/19	● at Cincinnati (SN)	L	13-16	65,705
9/26	● PITTSBURGH (SN)	L	3-13	72,225
10/3	● NEW YORK JETS	L	9-17	73,157
10/10	● at New England	L	10-24	68,756
10/17	● at Buffalo	L	13-20	72,714
10/24	● ST. LOUIS	W	31-14	72,945
11/1	● at New York Jets (MN)	L	14-41	78,216
11/7	● ARIZONA	L	23-24	72,612
11/21	● at Seattle	L	17-24	66,644
11/28	● at San Francisco	W	24-17	66,156
12/5	● BUFFALO	L	32-42	73,084
12/12	● at Denver	L	17-20	75,027
12/20	● NEW ENGLAND (MN)	W	29-28	73,629
12/26	● CLEVELAND (SN)	W	10-7	73,169
1/2/05	● at Baltimore	L	23-30	69,843

**1,143,869**

### 2005 (9-7)

Second - Eastern Division			Head Coach: Nick Saban	
DATE	OPPONENT	W/L	SCORE	PAID ATT.
9/11	● DENVER	W	34-10	72,324
9/18	● at New York Jets	L	7-17	77,918
9/25	● CAROLINA	W	27-24	72,288

10/9	● at Buffalo	L	14-20	72,160
10/16	● at Tampa Bay	L	13-27	65,168
10/21	● KANSAS CITY (FR)	L	20-30	68,350
10/30	● at New Orleans	W	21-6	61,643
11/6	● ATLANTA	L	10-17	72,187
11/13	● NEW ENGLAND	L	16-23	73,405
11/20	● at Cleveland	L	0-22	72,773
11/27	at Oakland	W	33-21	49,097
12/4	● BUFFALO	W	24-23	72,051
12/11	● at San Diego	W	23-21	65,026
12/18	● NEW YORK JETS	W	24-20	72,650
12/24	● TENNESSEE (SA)	W	24-10	72,001
1/1/06	● at New England	W	28-26	68,756

**1,107,797**

### 2006 (6-10)

Fourth - Eastern Division				Head Coach: Nick Saban
DATE	OPPONENT	W/L	SCORE	PAID ATT.
9/7	● at Pittsburgh (TH)	L	17-28	64,927
9/17	● BUFFALO	L	6-16	72,797
9/24	● TENNESSEE	W	13-10	72,733
10/1	● at Houston	L	15-17	70,071
10/8	● at New England	L	10-20	68,756
10/15	● at New York Jets	L	17-20	77,439
10/22	● GREEN BAY	L	24-34	73,548
11/5	● at Chicago	W	31-13	62,206
11/12	● KANSAS CITY	W	13-10	73,132
11/19	● MINNESOTA	W	24-20	73,070
11/23	● at Detroit (TH)	W	27-10	61,562
12/3	● JACKSONVILLE	L	10-24	73,160
12/10	● NEW ENGLAND	W	21-0	74,033
12/17	at Buffalo	L	0-21	71,011
12/25	● NEW YORK JETS (MN)	L	10-13	73,500
12/31	● at Indianapolis	L	22-27	57,310

**1,116,255**

### 2007 (1-15)

Fourth - Eastern Division				Head Coach: Cam Cameron
DATE	OPPONENT	W/L	SCORE	PAID ATT.
9/9	● at Washington	L	13-16 (OT)	90,163
9/16	● DALLAS	L	20-37	71,615
9/23	● at New York Jets	L	28-31	77,197
9/30	● OAKLAND	L	17-35	70,621
10/7	● at Houston	L	19-22	70,156
10/14	● at Cleveland	L	31-41	73,198
10/21	● NEW ENGLAND	L	28-49	71,951
10/28	● N.Y. GIANTS (London, Eng.)	L	10-13	81,176
11/11	● BUFFALO	L	10-13	70,615
11/18	● at Philadelphia	L	7-17	68,934
11/26	● at Pittsburgh (MN)	L	0-3	57,704
12/2	● NEW YORK JETS	L	13-40	71,109
12/9	● at Buffalo	L	17-38	71,018
12/16	● BALTIMORE	W	22-16 (OT)	70,287
12/23	● at New England	L	7-28	68,756
12/30	● CINCINNATI	L	25-38	70,461

**1,085,483**

## 2008 (11-5)

First - Eastern Division				Head Coach: Tony Sparano	
DATE	OPPONENT	W/L	SCORE	PAID ATT.	
9/7	● NEW YORK JETS	L	14-20	65,859	
9/14	● at Arizona	L	10-31	63,445	
9/21	● at New England	W	38-13	68,756	
10/5	● SAN DIEGO	W	17-10	65,063	
10/12	● at Houston	L	28-29	70,023	
10/19	● BALTIMORE	L	13-27	64,972	
10/26	● BUFFALO	W	25-16	65,011	
11/2	● at Denver	W	26-17	75,499	
11/9	● SEATTLE	W	21-19	64,862	
11/16	● OAKLAND	W	17-15	65,113	
11/23	● NEW ENGLAND	L	28-48	67,146	
11/30	● at St. Louis	W	16-12	61,046	
12/7	● at Buffalo (Toronto, Canada)	W	16-3	52,134	
12/14	● SAN FRANCISCO	W	14-9	65,893	
12/21	● at Kansas City	W	38-31	73,689	
12/28	● at New York Jets	W	24-17	79,454	
				<b>1,067,965</b>	

### AMERICAN CONFERENCE WILD CARD PLAYOFF

1/4/09	● BALTIMORE	L	9-27	74,240	
--------	-------------	---	------	--------	--

## 2009 (7-9)

Third - Eastern Division				Head Coach: Tony Sparano	
DATE	OPPONENT	W/L	SCORE	PAID ATT.	
9/13	● at Atlanta	L	7-19	67,606	
9/21	● INDIANAPOLIS (MN)	L	23-27	66,227	
9/27	● at San Diego	L	13-23	67,230	
10/4	● BUFFALO	W	38-10	65,523	
10/12	● NEW YORK JETS (MN)	W	31-27	69,767	
10/25	● NEW ORLEANS	L	34-46	66,689	
11/1	● at New York Jets	W	30-25	77,531	
11/8	● at New England	L	17-27	68,756	
11/15	● TAMPA BAY	W	25-23	66,085	
11/19	● at Carolina (TH)	W	24-17	73,475	
11/29	● at Buffalo	L	14-31	70,155	
12/6	● NEW ENGLAND	W	22-21	70,102	
12/13	● at Jacksonville	W	14-10	60,457	
12/20	● at Tennessee	L	24-27 (OT)	69,143	
12/27	● HOUSTON	L	20-27	65,847	
1/3/10	● PITTSBURGH	L	24-30	70,102	
				<b>1,160,554</b>	

## 2010 (7-9)

Third - Eastern Division				Head Coach: Tony Sparano	
DATE	OPPONENT	W/L	SCORE	PAID ATT.	
9/12	● at Buffalo	W	15-10	69,295	
9/19	● at Minnesota	W	14-10	63,846	
9/26	● NEW YORK JETS (SN)	L	23-31	70,481	
10/4	● NEW ENGLAND (MN)	L	14-41	69,090	
10/17	● at Green Bay	W	23-20 (OT)	70,815	
10/24	● PITTSBURGH	L	22-23	69,867	
10/31	● at Cincinnati	W	22-14	63,179	
11/7	● at Baltimore	L	10-26	71,305	
11/14	● TENNESSEE	W	29-17	65,585	
11/18	● CHICAGO (TH)	L	0-16	68,752	
11/28	● at Oakland	W	33-17	48,946	
12/5	● CLEVELAND	L	10-13	65,942	

12/12	● at New York Jets	W	10-6	78,948
12/19	● BUFFALO	L	14-17	65,511
12/26	● DETROIT	L	27-34	66,731
1/2/11	● at New England	L	7-38	68,756
				<b>1,076,049</b>

### 2011 (6-10)

#### Third - Eastern Division

Head Coaches: Tony Sparano (Games 1-13)  
Todd Bowles (Games 14-16)

DATE	OPPONENT	W/L	SCORE	PAID ATT.
9/12	● NEW ENGLAND (MN)	L	24-38	66,860
9/18	● HOUSTON	L	13-23	51,032
9/25	● at Cleveland	L	16-17	66,651
10/2	at San Diego	L	16-26	63,002
10/17	● at New York Jets (MN)	L	6-24	78,912
10/23	● DENVER	L	15-18 (OT)	63,800
10/30	● at New York Giants	L	17-20	79,302
11/6	● at Kansas City	W	31-3	72,263
11/13	● WASHINGTON	W	20-9	57,007
11/20	● BUFFALO	W	35-8	57,531
11/24	● at Dallas (TH)	L	19-20	87,418
12/4	● OAKLAND	W	34-14	57,225
12/11	● PHILADELPHIA	L	10-26	67,823
12/18	at Buffalo	W	30-23	60,988
12/24	● at New England (SA)	L	24-27	68,756
1/1/12	● NEW YORK JETS	W	19-17	65,811
				<b>1,046,381</b>

### 2012 (7-9)

#### Second - Eastern Division

Head Coach: Joe Philbin

DATE	OPPONENT	W/L	SCORE	PAID ATT.
9/9	● at Houston	L	10-30	71,566
9/16	● OAKLAND	W	35-13	54,245
9/23	● NEW YORK JETS	L	20-23 (OT)	60,102
9/30	● at Arizona	L	21-24 (OT)	60,183
10/7	● at Cincinnati	W	17-13	61,162
10/14	● ST. LOUIS	W	17-14	52,983
10/28	● at New York Jets	W	30-9	79,088
11/4	● at Indianapolis	L	20-23	66,479
11/11	● TENNESSEE	L	3-37	60,165
11/15	● at Buffalo (TH)	L	14-19	69,118
11/25	● SEATTLE	W	24-21	51,295
12/2	● NEW ENGLAND	L	16-23	72,114
12/9	● at San Francisco	L	13-27	69,732
12/16	● JACKSONVILLE	W	24-3	53,667
12/23	● BUFFALO	W	24-10	54,462
12/30	● at New England	L	0-28	68,756
				<b>1,005,117</b>

### 2013 (8-8)

#### Third - Eastern Division

Head Coach: Joe Philbin

DATE	OPPONENT	W/L	SCORE	PAID ATT.
9/8	● at Cleveland	W	23-10	71,513
9/15	● at Indianapolis	W	24-20	65,406
9/22	● ATLANTA	W	27-23	70,660
9/30	● at New Orleans (MN)	L	17-38	73,118
10/6	● BALTIMORE	L	23-26	68,342
10/20	● BUFFALO	L	21-23	60,592
10/27	● at New England	L	17-27	68,756
10/31	● CINCINNATI (TH)	W	22-20 (OT)	52,388
11/11	● at Tampa Bay (MN)	L	19-22	64,448

11/17	● SAN DIEGO	W	20-16	60,256
11/24	● CAROLINA	L	16-20	60,156
12/01	● at New York Jets	W	23-3	76,957
12/08	● at Pittsburgh	W	34-28	52,489
12/15	● NEW ENGLAND	W	24-20	71,863
12/22	at Buffalo	L	0-19	54,305
12/29	● NEW YORK JETS	L	7-20	70,296

1,041,545

### 2014 (8-8)

Third - Eastern Division				Head Coach: Joe Philbin	
DATE	OPPONENT	W/L	SCORE	PAID ATT.	
9/7	● NEW ENGLAND	W	33-20	70,630	
9/14	● at Buffalo	L	10-29	69,954	
9/21	● KANSAS CITY	L	15-34	70,313	
9/28	● at Oakland (London, Eng.)	W	38-14	83,436	
10/12	● GREEN BAY	L	24-27	70,875	
10/19	● at Chicago	W	27-14	62,413	
10/26	● at Jacksonville	W	27-13	65,633	
11/2	● SAN DIEGO	W	37-0	70,222	
11/9	● at Detroit	L	16-20	63,179	
11/13	● BUFFALO (TH)	W	22-9	71,573	
11/23	● at Denver	L	36-39	76,987	
12/1	● at New York Jets (MN)	W	16-13	78,160	
12/7	● BALTIMORE	L	13-28	70,244	
12/14	● at New England	L	13-41	68,756	
12/21	● MINNESOTA	W	37-35	66,203	
12/28	● NEW YORK JETS	L	24-37	70,220	

1,128,798

### 2015 (6-10)

Third - Eastern Division				Head Coaches: Joe Philbin (Games 1-4) Dan Campbell (Games 5-16)	
DATE	OPPONENT	W/L	SCORE	PAID ATT.	
9/13	at Washington	W	17-10	76,512	
9/20	at Jacksonville	L	20-23	65,443	
9/27	BUFFALO	L	14-41	64,869	
10/4	N.Y. JETS (London, Eng.)	L	14-27	83,986	
10/18	at Tennessee	W	38-10	62,342	
10/25	HOUSTON	W	44-26	65,251	
10/29	at New England (TH)	L	7-36	66,829	
11/8	at Buffalo	L	17-33	70,214	
11/15	at Philadelphia	W	20-19	69,596	
11/22	DALLAS	L	14-24	65,115	
11/29	at New York Jets	L	20-38	78,160	
12/6	BALTIMORE	W	15-13	64,519	
12/14	NEW YORK GIANTS (MN)	L	24-31	65,408	
12/20	at San Diego	L	14-30	66,676	
12/27	INDIANAPOLIS	L	12-18	65,482	
1/3/16	NEW ENGLAND	W	20-10	62,918	

1,093,320

### 2016 (10-6)

Second - Eastern Division				Head Coach: Adam Gase	
DATE	OPPONENT	W/L	SCORE	PAID ATT.	
9/11	at Seattle	L	10-12	69,012	
9/18	at New England	L	24-31	66,829	
9/25	CLEVELAND	W	30-24 (OT)	65,176	
9/29	at Cincinnati (TH)	L	7-22	60,834	
10/9	TENNESSEE	L	17-30	64,425	
10/16	PITTSBURGH	W	30-15	65,351	
10/23	BUFFALO	W	28-25	65,658	

11/6	NEW YORK JETS	W	27-23	65,722
11/13	at San Diego	W	31-24	55,107
11/20	at Los Angeles	W	14-10	83,483
11/27	SAN FRANCISCO	W	31-24	65,856
12/4	at Baltimore	L	6-38	70,916
12/11	ARIZONA	W	26-23	65,750
12/17	at New York Jets (SA)	W	34-13	78,160
12/24	at Buffalo (SA)	W	34-31 (OT)	64,690
1/1/17	NEW ENGLAND	L	14-35	66,163

**1,073,132**

**AMERICAN CONFERENCE WILD CARD PLAYOFF**

1/8/17	at Pittsburgh	L	12-30	62,726
--------	---------------	---	-------	--------

**2017 (6-10)**

Third - Eastern Division				Head Coach: Adam Gase
DATE	OPPONENT	W/L	SCORE	PAID ATT.
9/17	at L.A. Chargers	W	19-17	25,381
9/24	at N.Y. Jets	L	6-20	77,562
10/1	NEW ORLEANS (London, Eng.)	L	0-20	84,423
10/8	TENNESSEE	W	16-10	65,135
10/15	at Atlanta	W	20-17	70,593
10/22	N.Y. JETS	W	31-28	65,025
10/26	at Baltimore (TH)	L	0-40	70,408
11/5	OAKLAND (SN)	L	24-27	65,139
11/13	at Carolina (MN)	L	21-45	72,790
11/19	TAMPA BAY	L	20-30	65,089
11/26	at New England	L	17-35	65,878
12/3	DENVER	W	35-9	65,092
12/11	NEW ENGLAND (MN)	W	27-20	65,548
12/17	at Buffalo	L	16-24	62,202
12/24	at Kansas City	L	13-29	65,325
12/31	BUFFALO	L	16-22	65,571

**1,051,161**

**2018 (7-9)**

Second - Eastern Division				Head Coach: Adam Gase
DATE	OPPONENT	W/L	SCORE	PAID ATT.
9/9	TENNESSEE	W	27-20	65,184
9/16	at N.Y. Jets	W	20-12	77,982
9/23	OAKLAND	W	28-20	65,667
9/30	at New England	L	7-38	65,878
10/7	at Cincinnati	L	17-27	52,708
10/14	CHICAGO	W	31-28 (OT)	65,791
10/21	DETROIT	L	21-32	65,265
10/25	at Houston (TH)	L	23-42	71,726
11/4	N.Y. JETS	W	13-6	65,533
11/11	at Green Bay	L	12-31	78,076
11/25	at Indianapolis	L	24-27	57,069
12/2	BUFFALO	W	21-17	65,155
12/9	NEW ENGLAND	W	34-33	66,087
12/16	at Minnesota	L	17-41	66,841
12/23	JACKSONVILLE	L	7-17	65,798
12/30	at Buffalo	L	17-42	67,420

**1,062,180**

**2019 (5-11)**

Fourth - Eastern Division				Head Coach: Brian Flores
DATE	OPPONENT	W/L	SCORE	PAID ATT.
9/8	BALTIMORE	L	10-59	65,012
9/15	NEW ENGLAND	L	0-43	65,513

9/22	at Dallas	L	6-31	90,127
9/29	L.A. CHARGERS	L	10-30	64,278
10/13	WASHINGTON	L	16-17	59,808
10/20	at Buffalo	L	21-31	68,340
10/28	at Pittsburgh (MN)	L	14-27	59,244
11/3	N.Y. JETS	W	26-18	59,229
11/10	at Indianapolis	W	16-12	60,510
11/17	BUFFALO	L	20-37	64,187
11/24	at Cleveland	L	24-41	67,431
12/1	PHILADELPHIA	W	37-31	65,545
12/8	at N.Y. Jets	L	21-22	78,523
12/15	at N.Y. Giants	L	20-36	72,894
12/22	CINCINNATI	W	38-35 (OT)	60,968
12/29	at New England	W	27-24	65,878
				<b>1,067,487</b>

### 2020 (10-6)

Second - Eastern Division				Head Coach: Brian Flores
DATE	OPPONENT	W/L	SCORE	PAID ATT.
9/13	at New England	L	11-21	0
9/15	BUFFALO	L	28-31	11,075
9/24	at Jacksonville (TH)	W	31-13	16,563
10/4	SEATTLE	L	23-31	12,369
10/11	at San Francisco	W	43-17	0
10/18	N.Y. JETS	W	24-0	10,772
11/1	L.A. RAMS	W	28-17	12,397
11/8	at Arizona	W	34-31	4,200
11/15	L.A. CHARGERS	W	29-21	12,751
11/22	at Denver	L	13-20	5,351
11/29	at N.Y. Jets	W	20-3	0
12/6	CINCINNATI	W	19-7	12,577
12/13	KANSAS CITY	L	27-33	13,057
12/20	NEW ENGLAND	W	22-12	13,354
12/26	at Las Vegas (SA)	W	26-25	0
1/3/21	at Buffalo	L	26-56	0
				<b>124,466</b>

### 2021 (9-8)

Third - Eastern Division				Head Coach: Brian Flores
DATE	OPPONENT	W/L	SCORE	PAID ATT.
9/12	at New England	W	17-16	65,878
9/19	BUFFALO	L	0-35	65,040
9/26	at Las Vegas	L	28-31 (OT)	59,311
10/3	INDIANAPOLIS	L	17-27	64,571
10/10	at Tampa Bay	L	17-45	65,570
10/17	at Jacksonville (London, Eng.)	L	20-23	60,784
10/24	ATLANTA	L	28-30	62,739
10/31	at Buffalo	L	11-26	69,355
11/7	HOUSTON	W	17-9	60,232
11/11	BALTIMORE (TH)	W	22-10	65,948
11/21	at N.Y. Jets	W	24-17	72,303
11/28	CAROLINA	W	33-10	62,389
12/5	N.Y. GIANTS	W	20-9	65,898
12/19	N.Y. JETS	W	31-24	66,035
12/27	at New Orleans (MN)	W	20-3	69,170
1/2/22	at Tennessee	L	3-34	69,091
1/9/22	NEW ENGLAND	W	33-24	66,514
				<b>1,110,828</b>



## Second - Eastern Division

Head Coach: Mike McDaniel

DATE	OPPONENT	W/L	SCORE	PAID ATT.
9/11	NEW ENGLAND	W	20-7	65,786
9/18	at Baltimore	W	42-38	70,582
9/25	BUFFALO	W	21-19	66,206
9/29	at Cincinnati (TH)	L	15-27	67,260
10/9	at N.Y. Jets	L	17-40	82,500
10/16	MINNESOTA	L	16-24	66,100
10/23	PITTSBURGH	W	16-10	66,224
10/30	at Detroit	W	31-27	61,447
11/6	at Chicago	W	35-32	62,377
11/13	CLEVELAND	W	39-17	66,563
11/27	HOUSTON	W	30-15	66,205
12/4	at San Francisco	L	17-33	71,732
12/11	at L.A. Chargers	L	17-23	70,240
12/17	at Buffalo (SA)	L	29-32	70,794
12/25	GREEN BAY	L	20-26	66,328
1/1/23	at New England	L	21-23	65,878
1/8/23	N.Y. JETS	W	11-6	66,429
				<b>1,152,651</b>

## AMERICAN CONFERENCE WILD CARD PLAYOFF

1/15/23	at Buffalo	L	31-34	70,651
---------	------------	---	-------	--------

## DOLPHINS ARE TRUE GLOBETROTTERS

The Miami Dolphins have been the NFL's globetrotters in their history, having played regular season games in London (five times) and Toronto as well as preseason contests in London, Berlin, Tokyo and Mexico City. Miami is scheduled to play a regular season game in Frankfurt, Germany this season on Nov. 5, 2023 vs. Kansas City.

The Dolphins and Bills took part in the NFL's first-ever regular season game staged in Canada on Dec. 7, 2008 as Miami recorded a 16-3 victory at the Rogers Centre in Toronto. On Oct. 28, 2007, the Dolphins battled the New York Giants at London's Wembley Stadium before a crowd of 81,176 in the first-ever NFL regular season game that was staged outside of North America. Miami returned to Wembley on Sept. 28, 2014, and earned a 38-14 win against Oakland before a crowd of 83,436. The Dolphins made their third regular season appearance in London when the team fell to the New York Jets, 27-14, at Wembley Stadium on Oct. 4, 2015. The Dolphins played their fourth regular-season international game on Oct. 1, 2017 when they fell to the New Orleans Saints, 20-0, at Wembley Stadium in London. The team's most recent appearance in the United Kingdom was a loss to Jacksonville on Oct. 17, 2021 at Tottenham Hotspur Stadium in London.

From 1986-2003, the NFL held American Bowl games and the Dolphins made four appearances in the preseason series. Miami was 4-0 in those games played on foreign soil, with wins in London (1988), Tokyo (1991), Berlin (1992) and Mexico City (1997). The Dolphins became the first NFL team to win four American Bowl contests as well as the first team to win an American Bowl matchup in each of the three continents in which the games have been played.



London 1988



Tokyo 1991

# 1966 FINAL STATISTICS (3-11)

DATE	OPPONENT	SCORE	W/L	ATT.
9/2	OAKLAND	14-23	L	25,188
9/9	NEW YORK	14-19	L	33,650
9/18	at Buffalo	24-58	L	37,176
10/2	at San Diego	10-44	L	26,444
10/9	at Oakland	10-21	L	28,863
10/16	DENVER	24-7	W	22,191
10/23	at Houston	20-13	W	21,999
11/6	BUFFALO	0-29	L	36,685
11/13	at Kansas City	16-34	L	33,733
11/20	at New York	13-30	L	57,092
11/27	BOSTON	14-20	L	22,480
12/4	at Denver	7-17	L	32,116
12/11	KANSAS CITY	18-19	L	17,881
12/18	HOUSTON	29-28	W	19,274

TEAM STATISTICS	MIA.	OPP.
<b>TOTAL FIRST DOWNS</b>	<b>200</b>	<b>237</b>
By Rushing	75	83
By Passing	103	140
By Penalty	22	14
<b>TOTAL NET YARDS</b>	<b>3458</b>	<b>4611</b>
Average Per Game	247.0	329.4
Total Plays	884	857
Average Per Play	3.9	5.4
<b>NET YARDS RUSHING</b>	<b>1410</b>	<b>1510</b>
Average Per Game	100.7	107.9
Total Rushes	394	416
<b>NET YARDS PASSING</b>	<b>2048</b>	<b>3101</b>
Average Per Game	146.3	221.5
Tackled/Yards Lost	36/326	16/180
Gross Yards	2374	3281
Attempts/Completions	454/179	425/198
Completion Percentage	39.4	46.6
Had Intercepted	32	31
<b>PUNTS/AVERAGE</b>	<b>82/39.4</b>	<b>64/43.9</b>
<b>PENALTIES/YARDS</b>	<b>70/630</b>	<b>81/882</b>
<b>FUMBLES/BALL LOST</b>	<b>26/10</b>	<b>25/15</b>
<b>TOUCHDOWNS</b>	<b>29</b>	<b>44</b>
By Rushing	5	15
By Passing	16	25
By Returns	5	4

SCORE BY QUARTERS	1	2	3	4	OT	Total
DOLPHINS	39	64	24	86	-	213
OPPONENTS	64	131	83	84	-	362

RUSHING	NO.	YDS.	AVG.	LG	TD
Auer	121	416	3.4	41	4
Gilchrist	72	262	3.6	22	0
Joe	71	232	3.3	14	0
Wilson	27	137	5.1	37	0
Casares	43	135	3.1	10	0
Price	31	107	3.4	14	0
Chesser	16	74	4.6	19	0
Jackson	2	22	11.0	24	0
Stofa	3	17	5.7	14	0
Wood	5	6	1.2	7	1
Norton	3	2	0.6	3	0
<b>DOLPHINS</b>	<b>394</b>	<b>1410</b>	<b>3.6</b>	<b>41</b>	<b>5</b>
<b>OPPONENTS</b>	<b>416</b>	<b>1510</b>	<b>3.6</b>	<b>50</b>	<b>15</b>

PASSING	ATT.	COMP.	YDS.	PCT.	TD	INT.	LG	SCK/LST	RATING
Wood	230	83	993	36.1	4	14	71	20/207	30.5
Wilson	112	46	764	41.1	5	10	80t	11/77	42.4
Stofa	57	29	425	50.9	4	2	48	3/29	84.3
Norton	35	21	192	38.2	3	6	43	2/13	27.0
<b>DOLPHINS</b>	<b>454</b>	<b>179</b>	<b>2374</b>	<b>39.4</b>	<b>16</b>	<b>32</b>	<b>80t</b>	<b>36/326</b>	<b>39.1</b>
<b>OPPONENTS</b>	<b>425</b>	<b>198</b>	<b>3281</b>	<b>46.6</b>	<b>25</b>	<b>32</b>	<b>89t</b>	<b>16/180</b>	<b>61.3</b>

RECEIVING	NO.	YDS.	AVG.	LG	TD
Kocourek	27	320	11.9	43	2
Roberson	26	519	20.0	80t	2
Auer	22	263	12.0	27	4
Noonan	17	224	13.2	35	1
Jackson	16	317	19.8	48	2
Joe	13	116	8.9	67	1
Gilchrist	13	110	8.5	22	1
Roderick	11	156	14.2	64	1
Twilley	10	128	12.8	20	0
Casares	8	45	5.6	20	1
Cronin	7	83	11.9	25	1
Mingo	3	40	13.3	21	0
Moreau	2	15	7.5	9	0
Price	2	14	7.0	9	0
Mathews	1	20	20.0	20	0
Chesser	1	4	4.0	4	0
<b>DOLPHINS</b>	<b>179</b>	<b>2374</b>	<b>13.3</b>	<b>80t</b>	<b>16</b>
<b>OPPONENTS</b>	<b>198</b>	<b>3281</b>	<b>16.6</b>	<b>89t</b>	<b>25</b>

INTERCEPTIONS	NO.	YDS.	AVG.	LG	TD
West	8	62	7.8	27	0
Warren	5	198	39.6	70t	1
Westmoreland	4	104	26.0	42	1
Erlandson	3	31	10.3	26t	1
Jaquess	3	27	9.0	27t	1
McDaniel	2	20	10.0	20	0
McGeever	2	15	7.5	15	0
Faison	1	26	26.0	26	0
Neff	1	22	22.0	22	0
Emanuel	1	14	14.0	14	0
Rudolph	1	3	3.0	3	0
<b>DOLPHINS</b>	<b>31</b>	<b>522</b>	<b>16.8</b>	<b>70t</b>	<b>4</b>
<b>OPPONENTS</b>	<b>32</b>	<b>370</b>	<b>11.6</b>	<b>60t</b>	<b>1</b>

PUNTING	NO.	YDS.	AVG.	LG	BK
Wilson	42	1772	42.1	63	1
McDaniel	32	1222	38.2	54	0
Chesser	7	233	33.3	39	0
<b>DOLPHINS</b>	<b>394</b>	<b>1410</b>	<b>3.6</b>	<b>41</b>	<b>5</b>
<b>OPPONENTS</b>	<b>416</b>	<b>1510</b>	<b>3.6</b>	<b>50</b>	<b>15</b>

PUNT RET.	NO.	YDS.	AVG.	LG	TD
Neff	10	60	6.0	15	0
Auer	5	99	19.8	56	0
Mathews	4	38	9.5	19	0
Jackson	2	7	3.5	7	0
<b>DOLPHINS</b>	<b>21</b>	<b>204</b>	<b>9.7</b>	<b>56</b>	<b>0</b>
<b>OPPONENTS</b>	<b>40</b>	<b>412</b>	<b>10.3</b>	<b>72t</b>	<b>1</b>

KICKOFF RET.	NO.	YDS.	AVG.	LG	TD
Auer	28	698	24.9	95t	1
Neff	15	376	25.1	90	0
Mathews	5	109	21.8	29	0
Hunter	5	84	16.8	29	0
Jaquess	5	77	15.4	23	0
Jackson	4	105	26.3	34	0
Roderick	1	17	17.0	17	0
Branch	1	15	15.0	15	0
Bruggers	1	3	3.0	3	0
Noonan	0	23	-	23	0
<b>DOLPHINS</b>	<b>65</b>	<b>1507</b>	<b>23.2</b>	<b>95t</b>	<b>1</b>
<b>OPPONENTS</b>	<b>46</b>	<b>939</b>	<b>43.9</b>	<b>96t</b>	<b>1</b>

SCORING	Ru	Pa	Rt	PAT	FG	S	2	TP
Auer	4	4	1	0	0	0	0	54
Mingo	0	0	0	23/23	10/22	0	0	53
Jackson	0	2	0	0	0	0	0	12
Kocourek	0	2	0	0	0	0	0	12
Roberson	0	2	0	0	0	0	0	12
Joe	0	1	0	0	0	0	1	8
Casares	0	1	0	0	0	0	0	6
Cronin	0	1	0	0	0	0	0	6
Erlandson	0	1	0	0	0	0	0	6
Gilchrist	0	1	0	0	0	0	0	6
Jaquess	0	1	0	0	0	0	0	6
Noonan	0	1	0	0	0	0	0	6
Roderick	0	1	0	0	0	0	0	6
Warren	0	1	0	0	0	0	0	6
Westmoreland	0	1	0	0	0	0	0	6
Wood	1	0	0	0	0	0	0	6
Wilson	0	0	0	0	0	0	1	2
<b>DOLPHINS</b>	<b>5</b>	<b>16</b>	<b>5</b>	<b>23/23</b>	<b>10/22</b>	<b>0</b>	<b>1</b>	<b>213</b>
<b>OPPONENTS</b>	<b>15</b>	<b>25</b>	<b>4</b>	<b>38/42</b>	<b>18/36</b>	<b>2</b>	<b>1</b>	<b>362</b>

FIELD GOALS	1-19	20-29	30-39	40-49	50+
Mingo	2/3	4/6	1/3	3/8	0/2
<b>DOLPHINS</b>	<b>2/3</b>	<b>4/6</b>	<b>1/3</b>	<b>3/8</b>	<b>0/2</b>
<b>OPPONENTS</b>	<b>3/4</b>	<b>7/12</b>	<b>4/8</b>	<b>3/9</b>	<b>1/3</b>

TWO-POINT CONVERSIONS
Joe 1, Wilson 1.
<b>DOLPHINS 2-3, OPPONENTS 1-2</b>

## USUAL STARTERS

OFFENSE
WR - Frank Jackson (7), *John Roderick (4), Karl Noonan (3)
LT - Maxie Williams (14)
LG - Ernie Park (11)
C - Tom Goode (13)
RT - Billy Neighbors (10)
RG - Norm Evans (12)
TE - Dave Kocourek (14)
WR - Bo Roberson (8), Karl Noonan (4)
QB - George Wilson, Jr. (7), DickWood (4), *Rick Norton (3)
RB - Joe Auer (14)
FB - Billy Joe (7), Cookie Gilchrist (5)

DEFENSE
LDE - Ed Cooke (13)
LDT - Tom Nomina (11)
RDT - Rich Zecher (9)
RDE - LaVerne Torczon (13)
LLB - Tom Erlandson (14)
MLB - *Frank Emanuel (11)
RLB - Wahoo McDaniel (8), Jack Rudolph (4)
LCB - Jimmy Warren (14)
RCB - Dick Westmoreland (14)
SS - Pete Jaquess (9)
FS - Willie West (14)

\* Indicates Rookie

# 1967 FINAL STATISTICS (4-10)

DATE	OPPONENT	SCORE	W/L	ATT.
9/17	DENVER	35-21	W	29,072
9/24	KANSAS CITY	0-24	L	33,280
10/1	at New York	7-29	L	59,433
10/8	at Kansas City	0-41	L	42,920
10/15	at Boston	10-41	L	17,859
10/22	NEW YORK	14-33	L	28,392
11/5	at Buffalo	13-35	L	30,950
11/12	at San Diego	0-24	L	32,395
11/19	at Oakland	17-31	L	33,753
11/26	BUFFALO	17-14	W	24,357
12/3	at Houston	14-17	L	20,979
12/10	SAN DIEGO	41-24	W	23,007
12/17	BOSTON	41-32	W	22,079
12/23	HOUSTON	10-41	L	29,628

TEAM STATISTICS	MIA.	OPP.
<b>TOTAL FIRST DOWNS</b>	<b>212</b>	<b>269</b>
By Rushing	65	106
By Passing	123	142
By Penalty	24	21
<b>TOTAL NET YARDS</b>	<b>3659</b>	<b>4980</b>
Average Per Game	261.4	355.7
Total Plays	847	843
Average Per Play	4.3	5.9
<b>NET YARDS RUSHING</b>	<b>1323</b>	<b>2145</b>
Average Per Game	94.5	153.2
Total Rushes	326	466
<b>NET YARDS PASSING</b>	<b>2336</b>	<b>2835</b>
Average Per Game	166.9	202.5
Tackled/Yards Lost	41/405	28/247
Gross Yards	2741	3082
Attempts/Completions	480/229	349/188
Completion Percentage	47.7	53.8
Had Intercepted	28	28
<b>PUNTS/AVERAGE</b>	<b>70/41.6</b>	<b>52/41.1</b>
<b>PENALTIES/YARDS</b>	<b>53/490</b>	<b>59/691</b>
<b>FUMBLES/BALL LOST</b>	<b>36/16</b>	<b>19/8</b>
<b>TOUCHDOWNS</b>	<b>28</b>	<b>53</b>
By Rushing	10	18
By Passing	16	31
By Returns	2	4

SCORE BY QUARTERS	1	2	3	4	OT	Total
DOLPHINS	27	75	52	65	-	219
OPPONENTS	86	122	101	98	-	407

RUSHING	NO.	YDS.	AVG.	LG	TD
Haynes	56	274	4.9	65t	2
Mitchell	83	269	3.2	22	3
Harper	41	197	4.8	37	1
Price	46	179	3.9	38	1
Griese	37	157	4.2	22	1
Auer	44	128	2.9	23	1
Seiple	3	58	19.3	34	0
Jackson	1	48	48.0	48	0
Norton	7	14	2.0	13	0
Chesser	2	3	1.5	2	0
Stofa	2	2	1.0	8t	1
Moreau	1	-2	-2.0	-2	0
Clancy	3	-4	-1.3	2	0
<b>DOLPHINS</b>	<b>326</b>	<b>1323</b>	<b>4.1</b>	<b>65t</b>	<b>10</b>
<b>OPPONENTS</b>	<b>466</b>	<b>2145</b>	<b>4.6</b>	<b>64</b>	<b>18</b>

PASSING	ATT.	COMP.	YDS.	PCT.	TD	INT.	LG	SCK/LST	RATING
Griese	331	166	2005	50.2	15	18	68t	25/240	61.6
Norton	133	53	596	39.8	1	9	32	15/156	28.2
Roberts	10	5	11	50.0	0	1	9	1/9	52.3
Seiple	2	2	61	100.0	0	0	42	0/0	118.8
Stofa	2	2	51	100.0	0	0	45	0/0	118.8
Clancy	1	1	17	100.0	0	0	17	0/0	118.8
Lusteg	1	0	0	0.0	0	0	0	0/0	39.6
<b>DOLPHINS</b>	<b>480</b>	<b>229</b>	<b>2741</b>	<b>47.7</b>	<b>16</b>	<b>28</b>	<b>68t</b>	<b>41/405</b>	<b>52.4</b>
<b>OPPONENTS</b>	<b>349</b>	<b>188</b>	<b>3082</b>	<b>53.8</b>	<b>31</b>	<b>28</b>	<b>51</b>	<b>28/247</b>	<b>79.9</b>

RECEIVING	NO.	YDS.	AVG.	LG	TD
Clancy	67	868	13.0	44	2
Moreau	34	410	12.1	43	3
Twilley	24	314	13.1	38	2
Auer	18	218	12.1	68t	2
Mitchell	18	133	7.4	38	1
Haynes	16	100	6.3	22	0
Noonan	12	141	11.8	32	1
Harper	11	212	19.3	40	3
Carpenter	10	127	12.7	42	0
Jackson	9	122	13.6	26	1
Price	8	56	7.0	27	1
Seiple	1	21	21.0	21	0
Beier	1	19	19.0	19	0
<b>DOLPHINS</b>	<b>229</b>	<b>2741</b>	<b>12.0</b>	<b>68t</b>	<b>16</b>
<b>OPPONENTS</b>	<b>188</b>	<b>3082</b>	<b>16.4</b>	<b>51</b>	<b>31</b>

INTERCEPTIONS	NO.	YDS.	AVG.	LG	TD
Westmoreland	10	127	12.7	29	1
Bramlett	4	35	8.8	22	0
Warren	4	22	5.5	17	0
Petrella	3	67	22.3	28	0
Erlandson	1	37	37.0	17	0
Neff	1	32	32.0	32	0
Emanuel	1	24	24.0	24	0
Bruggers	1	20	20.0	20	0
West	1	16	16.0	16	0
McDaniel	1	15	15.0	15	0
Beier	1	7	7.0	7	0
<b>DOLPHINS</b>	<b>28</b>	<b>402</b>	<b>14.4</b>	<b>37</b>	<b>1</b>
<b>OPPONENTS</b>	<b>28</b>	<b>395</b>	<b>14.1</b>	<b>55</b>	<b>3</b>

PUNTING	NO.	YDS.	AVG.	LG	BK
Seiple	70	2909	41.6	70	1
<b>DOLPHINS</b>	<b>70</b>	<b>2909</b>	<b>41.6</b>	<b>70</b>	<b>1</b>
<b>OPPONENTS</b>	<b>52</b>	<b>2137</b>	<b>41.1</b>	<b>55</b>	<b>0</b>

PUNT RET.	NO.	YDS.	AVG.	LG	TD
Auer	9	42	4.7	16	0
Haynes	6	37	6.2	20	0
Neff	6	34	5.7	15	0
Harper	4	15	3.8	8	0
<b>DOLPHINS</b>	<b>25</b>	<b>128</b>	<b>5.1</b>	<b>20</b>	<b>0</b>
<b>OPPONENTS</b>	<b>41</b>	<b>268</b>	<b>6.5</b>	<b>34</b>	<b>0</b>

KICKOFF RET.	NO.	YDS.	AVG.	LG	TD
Haynes	22	444	20.2	51	0
Auer	21	441	21.0	47	0
Neff	15	351	23.4	69	0
Roderick	4	63	15.8	19	0
Carpenter	3	87	29.0	45	0
Mitchell	2	57	28.5	37	0
<b>DOLPHINS</b>	<b>67</b>	<b>1443</b>	<b>21.5</b>	<b>69</b>	<b>0</b>
<b>OPPONENTS</b>	<b>46</b>	<b>1067</b>	<b>23.2</b>	<b>42</b>	<b>0</b>

SCORING	Ru	Pa	Rt	PAT	FG	S	2	TP
Lusteg	0	0	18/18	7/12	0	0	39	
Harper	1	3	0	0	0	0	24	
Mitchell	3	1	0	0	0	0	24	
Auer	1	2	0	0	0	0	18	
Moreau	0	3	0	0	0	0	18	
Clancy	0	2	0	0	0	0	12	
Haynes	2	0	0	0	0	0	12	
Mingo	0	0	0	9/9	1/6	0	12	
Price	1	1	0	0	0	0	12	
Twilley	0	2	0	0	0	0	12	
Griese	1	0	0	0	0	0	6	
Jackson	0	1	0	0	0	0	6	
Noonan	0	1	0	0	0	0	6	
Stofa	1	0	0	0	0	0	6	
Warren	0	1	0	0	0	0	6	
Westmoreland	0	0	1	0	0	0	6	
<b>DOLPHINS</b>	<b>10</b>	<b>16</b>	<b>2</b>	<b>27/27</b>	<b>8/18</b>	<b>0</b>	<b>0</b>	<b>219</b>
<b>OPPONENTS</b>	<b>18</b>	<b>31</b>	<b>4</b>	<b>47/50</b>	<b>14/26</b>	<b>0</b>	<b>0</b>	<b>407</b>

FIELD GOALS	1-19	20-29	30-39	40-49	50+
Lusteg	5/6	0/2	0/0	2/2	0/2
Mingo	0/0	0/1	1/2	0/3	0/0
<b>DOLPHINS</b>	<b>5/6</b>	<b>0/3</b>	<b>1/2</b>	<b>2/5</b>	<b>0/2</b>
<b>OPPONENTS</b>	<b>5/7</b>	<b>3/5</b>	<b>3/6</b>	<b>3/6</b>	<b>0/2</b>

TWO-POINT CONVERSIONS
<b>DOLPHINS 0-1, OPPONENTS 0-3</b>

## USUAL STARTERS

OFFENSE
WR - Jack Clancy (9)
LT - Maxie Williams (14)
LG - Fred Woodson (7), Ken Rice (4)
C - Tom Goode (14)
RG - Billy Neighbors (14)
RT - Norm Evans (14)
TE - Doug Moreau (14)
WR - Frank Jackson (6), Howard Twilley (5)
QB - *Bob Griese (10)
RB - Jack Harper (6), Joe Auer (5)
FB - Sam Price (8), Stan Mitchell (6)

DEFENSE
LDE - Ed Cooke (12)
LDT - Ray Jacobs (10)
RDT - *John Richardson (8)
RDE - Mel Branch (14)
LLB - Tom Erlandson (6), Jerry Hopkins (6)
MLB - Frank Emanuel (8), WaHoo McDaniel (6)
RLB - John Bramlett (10)
LCB - Jimmy Warren (14)
RCB - Dick Westmoreland (14)
SS - Willie West (6), Pete Jaquess (4)
FS - Bob Neff (9)

\* Indicates Rookie

# 1968 FINAL STATISTICS (5-8-1)

DATE	OPPONENT	SCORE	W/L	ATT.
9/14	Houston	10-24	L	38,097
9/21	OAKLAND	21-47	L	28,751
9/28	KANSAS CITY	3-48	L	27,732
10/6	at Houston	24-7	W	35,424
10/12	BUFFALO	14-14	T	28,559
10/20	at Cincinnati	24-22	W	25,076
10/27	at Denver	14-21	L	43,411
11/3	at San Diego	28-34	L	31,686
11/10	at Buffalo	21-17	W	28,399
11/17	CINCINNATI	21-38	L	30,304
11/24	at Boston	34-10	W	13,646
12/1	at New York	17-35	L	60,207
12/8	BOSTON	38-7	W	24,242
12/15	NEW YORK	7-31	L	31,302

TEAM STATISTICS		MIA.	OPP.
<b>TOTAL FIRST DOWNS</b>		<b>247</b>	<b>240</b>
By Rushing	78	116	
By Passing	144	112	
By Penalty	25	12	
<b>TOTAL NET YARDS</b>		<b>4106</b>	<b>4884</b>
Average Per Game	293.3	348.9	
Total Plays	892	808	
Average Per Play	4.6	6.0	
<b>NET YARDS RUSHING</b>		<b>1704</b>	<b>2172</b>
Average Per Game	121.7	193.7	
Total Rushes	417	445	
<b>NET YARDS PASSING</b>		<b>2402</b>	<b>2712</b>
Average Per Game	171.6	155.1	
Tackled/Yards Lost	52/441	27/192	
Gross Yards	2843	2904	
Attempts/Completions	423/216	342/179	
Completion Percentage	51.1	52.3	
Had Intercepted	22	22	
<b>PUNTS/AVERAGE</b>		<b>75/40.6</b>	<b>55/43.6</b>
<b>PENALTIES/YARDS</b>		<b>48/485</b>	<b>70/655</b>
<b>FUMBLES/BALL LOST</b>		<b>17/8</b>	<b>28/18</b>
<b>TOUCHDOWNS</b>		<b>36</b>	<b>45</b>
By Rushing	12	19	
By Passing	21	23	
By Returns	3	3	

SCORE BY QUARTERS	1	2	3	4	OT	Total
DOLPHINS	44	93	52	87	-	276
OPPONENTS	78	131	52	94	-	355

RUSHING	NO.	YDS.	AVG.	LG	TD
Kick	165	621	3.8	25	4
Csonka	138	540	3.9	40	6
Griese	42	230	5.5	35	1
Mitchell	54	176	3.3	30	1
Milton	2	46	23.0	34	0
Seiple	5	42	8.4	32	0
Price	5	27	5.4	15	0
Tucker	4	13	3.3	7	0
Norton	1	9	9.0	9	0
Hammond	1	0	0.0	0	0
DOLPHINS	417	1704	4.1	40	12
OPPONENTS	445	2172	4.9	76t	19

RECEIVING	NO.	YDS.	AVG.	LG	TD
Noonan	58	760	13.1	50	11
Kick	44	422	9.6	38	0
Twilley	39	604	15.5	40	1
Moreau	27	365	13.5	28	3
Cox	11	147	13.4	30	1
Csonka	11	118	10.7	65	1
Milton	9	143	15.9	38	1
Mitchell	8	190	23.8	48	3
Seiple	7	69	9.9	20	1
Darnall	2	25	12.5	13	0
DOLPHINS	216	2843	13.2	65	21
OPPONENTS	179	2904	16.2	80t	23

INTERCEPTIONS	NO.	YDS.	AVG.	LG	TD
Anderson	8	230	28.8	96t	1
West	4	102	25.5	32	0
Warren	2	27	13.5	18	0
Bramlett	2	14	7.0	14	0
Emanuel	2	8	4.0	6	0
Petrella	1	4	4.0	4	0
Edmunds	1	1	1.0	1	0
Lamb	1	0	0.0	0	0
Westmoreland	1	0	0.0	0	0
DOLPHINS	22	386	17.5	96t	1
OPPONENTS	22	432	19.6	66t	3

PUNTING	NO.	YDS.	AVG.	LG	BK
Seiple	75	3044	40.6	60	0
DOLPHINS	75	3044	40.6	60	0
OPPONENTS	55	2397	43.6	62	0

PUNT RET.	NO.	YDS.	AVG.	LG	TD
Neff	8	71	8.9	20	0
Milton	6	55	9.2	25	0
Tucker	5	40	8.0	16	0
Anderson	5	18	3.6	10	0
Warren	2	-1	-0.5	0	0
Washington	1	15	15.0	15	0
Harper	1	7	7.0	7	0
DOLPHINS	28	205	7.3	26	0
OPPONENTS	28	250	9.0	48	0

KICKOFF RET.	NO.	YDS.	AVG.	LG	TD
Milton	18	408	22.7	74	0
Warren	10	227	22.7	36	0
Anderson	6	106	17.7	25	0
Neff	5	190	38.0	95	0
Tucker	3	54	18.0	25	0
Urbanek	2	15	7.5	10	0
Kick	1	28	28.0	28	0
Lamb	1	24	24.0	24	0
Price	1	22	22.0	22	0
Harper	1	18	18.0	18	0
Richardson	1	1	1.0	1	0
Woodson	1	0	0.0	0	0
Cox	0	41	41.0	41	0
DOLPHINS	50	1134	22.7	95	0
OPPONENTS	54	1108	20.5	44	0

SCORING	Ru	Pa	Rt	PAT	FG	S	2	TP
Noonan	0	11	0	0	0	0	0	66
Keyes	0	0	0	0	30/30	7/16	0	51
Csonka	6	1	0	0	0	0	0	42
Moreau	0	3	0	6/6	1/3	0	0	27
Mitchell	1	3	0	0	0	0	0	24
Kick	4	0	0	0	0	0	0	24
Anderson	0	0	1	0	0	0	0	6
Emanuel	0	0	1	0	0	0	0	6
Milton	0	1	0	0	0	0	0	6
Griese	1	0	0	0	0	0	0	6
Seiple	0	1	0	0	0	0	0	6
Twilley	0	1	0	0	0	0	0	6
West	0	0	1	0	0	0	0	6
DOLPHINS	12	21	3	36/36	8/19	0	0	276
OPPONENTS	19	23	3	44/44	12/23	2	1	355

FIELD GOALS	1-19	20-29	30-39	40-49	50+
Keyes	3/3	3/5	1/4	0/4	0/0
Moreau	0/1	1/1	0/1	0/0	0/0
DOLPHINS	3/4	4/6	1/5	0/4	0/0
OPPONENTS	3/3	5/7	2/6	0/4	2/3

TWO-POINT CONVERSIONS	
DOLPHINS 0-0,	OPPONENTS 1-2

SACKS	
Branch	11.0, Fernandez 4.0, Bramlett 2.0, Emanuel 2.0, Jacobs 2.0, Riley 2.0, Edmunds 1.0, Nomina 1.0, Richardson 1.0, Woodson 1.0.
DOLPHINS	27.0, OPPONENTS 52.0

## USUAL STARTERS

OFFENSE	
WR	- Karl Noonan (14)
LT	- *Doug Crusan (7), Maxie Williams (6), Norm Evans (1)
LG	- Charlie Fowler (7), Maxie Williams (6), Billy Neighbors (1)
C	- Tom Goode (14)
RG	- Billy Neighbors (12), Charlie Fowler (2)
RT	- Norm Evans (12), Maxie Williams (2)
TE	- Doug Moreau (10), Larry Seiple (2), *Jim Cox (1), *Gene Milton (1)
WR	- Howard Twilley (14)
QB	- Bob Griese (13), Rick Norton (1)
RB	- *Jim Kick (12), Stan Mitchell (2)
FB	- *Larry Csonka (9), *Jim Kick (4), Stan Mitchell (1)

DEFENSE	
LDE	- Ed Cooke (12)
LDT	- Ray Jacobs (10)
RDT	- *John Richardson (8)
RDE	- Mel Branch (14)
LLB	- Tom Erlandson (6), Jerry Hopkins (6)
MLB	- Frank Emanuel (8), Wahoo McDaniel (6)
RLB	- John Bramlett (10)
LCB	- Jimmy Warren (14)
RCB	- Dick Westmoreland (14)
SS	- Willie West (6), Pete Jaquess (4)
FS	- Bob Neff (9)

\* Indicates Rookie

PASSING	ATT.	COMP.	YDS.	PCT.	TD	INT.	LG	SCK/LST	RATING
Griese	355	186	2473	52.4	21	16	50	43/372	75.7
Norton	41	17	254	41.5	0	4	65	7/58	32.9
Hammond	26	13	116	50.0	0	2	25	2/11	30.3
Kick	1	0	0	0.0	0	0	0	0/0	39.6
DOLPHINS	423	216	2843	51.1	21	22	65	52/441	67.5
OPPONENTS	342	179	2904	52.3	23	22	80t	27/192	76.7

# 1969 FINAL STATISTICS (3-10-1)

DATE	OPPONENT	SCORE	W/L	ATT.
9/14	at Cincinnati	21-27	L	24/487
9/20	at Oakland	17-20	L	48/477
9/28	at Houston	10-22	L	40,387
10/4	OAKLAND	20-20	T	32,668
10/11	SAN DIEGO	14-21	L	33,073
10/19	at Kansas City	10-17	L	47,038
10/26	BUFFALO	24-6	W	39,194
11/2	at N.Y. Jets	31-34	L	60,793
11/9	at Boston	17-16	W	10,665
11/16	at Buffalo	3-28	L	32,344
11/23	HOUSTON	7-32	L	27,114
11/30	Boston (at Tampa)	23-38	L	27,179
12/7	DENVER	27-24	W	24,972
12/14	N.Y. JETS	9-27	L	42,148

TEAM STATISTICS	MIA.	OPP.
<b>TOTAL FIRST DOWNS</b>	<b>224</b>	<b>206</b>
By Rushing	73	66
By Passing	131	126
By Penalty	20	14
<b>TOTAL NET YARDS</b>	<b>3590</b>	<b>4126</b>
Average Per Game	256.5	294.8
Total Plays	878	851
Average Per Play	4.1	4.8
<b>NET YARDS RUSHING</b>	<b>1513</b>	<b>1489</b>
Average Per Game	108.1	106.4
Total Rushes	401	422
<b>NET YARDS PASSING</b>	<b>2077</b>	<b>2637</b>
Average Per Game	148.4	188.4
Tackled/Yards Lost	53/481	28/208
Gross Yards	2558	2845
Attempts/Completions	424/201	404/196
Completion Percentage	47.4	48.5
Had Intercepted	29	18
<b>PUNTS/AVERAGE</b>	<b>85/40.6</b>	<b>80/44.1</b>
<b>PENALTIES/YARDS</b>	<b>53/631</b>	<b>66/840</b>
<b>FUMBLES/BALL LOST</b>	<b>27/13</b>	<b>27/13</b>
<b>TOUCHDOWNS</b>	<b>28</b>	<b>37</b>
By Rushing	12	9
By Passing	12	25
By Returns	4	3

SCORE BY QUARTERS	1	2	3	4	OT	Total
DOLPHINS	60	79	33	61	-	233
OPPONENTS	71	97	59	105	-	332

RUSHING	NO.	YDS.	AVG.	LG	TD
Kick	180	575	3.2	27	9
Csonka	131	566	4.3	54t	2
Morris	23	110	4.8	37	1
Griese	21	102	4.9	22	0
Mitchell	28	80	2.9	12	0
Milton	7	62	8.9	27	0
Norton	8	16	2.0	9	0
Hines	1	7	7.0	7	0
Seiple	1	6	6.0	6	0
Noonan	1	-11	-11.0	-11	0
<b>DOLPHINS</b>	<b>401</b>	<b>1513</b>	<b>3.8</b>	<b>54t</b>	<b>12</b>
<b>OPPONENTS</b>	<b>422</b>	<b>1489</b>	<b>3.5</b>	<b>80t</b>	<b>9</b>

PASSING	ATT.	COMP.	YDS.	PCT.	TD	INT.	LG	SCK/LST	RATING
Griese	252	121	1695	48.0	10	16	53t	33/289	56.9
Norton	148	65	709	43.9	2	11	29	18/175	32.2
Stofa	23	14	146	60.9	0	2	42	2/17	43.0
Seiple	1	1	8	100.0	0	0	8	0/0	118.8
<b>DOLPHINS</b>	<b>424</b>	<b>201</b>	<b>2077</b>	<b>47.4</b>	<b>12</b>	<b>29</b>	<b>53t</b>	<b>53/481</b>	<b>42.9</b>
<b>OPPONENTS</b>	<b>404</b>	<b>196</b>	<b>2637</b>	<b>48.5</b>	<b>25</b>	<b>18</b>	<b>93t</b>	<b>28/208</b>	<b>71.8</b>

RECEIVING	NO.	YDS.	AVG.	LG	TD
Seiple	41	577	14.1	41t	5
Kiick	29	443	15.3	53t	1
Noonan	29	307	10.6	27	3
Clancy	21	289	13.8	50	1
Csonka	21	183	8.7	42	1
Milton	12	179	14.9	49	0
Twilley	10	158	15.8	33	1
Moreau	10	136	13.6	35	0
Mitchell	10	125	12.5	34	0
Morris	6	65	10.8	29	0
Boutwell	4	29	7.3	12	0
Mertens	2	26	13.0	15	0
Hines	2	23	11.5	22	0
Pryor	2	-3	-1.5	0	0
Darnall	1	13	13.0	13	0
Anderson	1	8	8.0	8	0
<b>DOLPHINS</b>	<b>201</b>	<b>2558</b>	<b>12.7</b>	<b>53t</b>	<b>12</b>
<b>OPPONENTS</b>	<b>196</b>	<b>2845</b>	<b>14.5</b>	<b>93t</b>	<b>25</b>

INTERCEPTIONS	NO.	YDS.	AVG.	LG	TD
Mumphord	5	102	20.4	51	0
Anderson	3	106	35.3	40	0
Buoniconti	3	27	9.0	24	0
Weisacosky	3	10	3.3	7	0
Stanfill	2	32	16.0	17t	2
Pattrella	1	33	33.0	33	0
Beier	1	7	7.0	7	0
<b>DOLPHINS</b>	<b>18</b>	<b>317</b>	<b>17.6</b>	<b>51</b>	<b>2</b>
<b>OPPONENTS</b>	<b>29</b>	<b>596</b>	<b>20.6</b>	<b>76t</b>	<b>3</b>

PUNTING	NO.	YDS.	AVG.	LG	BK
Seiple	80	3263	40.8	66	2
Anderson	5	188	37.6	49	0
<b>DOLPHINS</b>	<b>85</b>	<b>3451</b>	<b>40.6</b>	<b>66</b>	<b>2</b>
<b>OPPONENTS</b>	<b>80</b>	<b>3526</b>	<b>44.1</b>	<b>61</b>	<b>0</b>

PUNT RET.	NO.	YDS.	AVG.	LG	TD
Morris	25	172	6.9	38	0
Anderson	12	82	6.8	29	0
Beier	5	8	1.6	9	0
Milton	1	4	4.0	4	0
Twilley	1	0	0.0	0	0
McCullers	1	0	0.0	0	0
<b>DOLPHINS</b>	<b>45</b>	<b>266</b>	<b>5.9</b>	<b>38</b>	<b>0</b>
<b>OPPONENTS</b>	<b>30</b>	<b>139</b>	<b>4.3</b>	<b>22</b>	<b>0</b>

KICKOFF RET.	NO.	YDS.	AVG.	LG	TD
Morris	43	1136	26.4	105t	1
Milton	8	166	20.8	37	0
Beier	4	58	14.5	17	0
Mertens	2	1	0.5	1	0
Hines	1	22	22.0	22	0
Warren	1	0	0.0	0	0
Warren	1	0	0.0	0	0
<b>DOLPHINS</b>	<b>60</b>	<b>1383</b>	<b>23.1</b>	<b>105t</b>	<b>1</b>
<b>OPPONENTS</b>	<b>47</b>	<b>1073</b>	<b>22.8</b>	<b>73</b>	<b>0</b>

SCORING	Ru	Pa	Rt	PAT	FG	S	2	TP
Kremser	0	0	0	26/27	13/22	0	0	65
Kiick	9	1	0	0	0	0	0	60
Seiple	0	5	0	0	0	0	0	30
Csonka	2	1	0	0	0	0	0	18
Noonan	0	3	0	0	0	0	0	18
Morris	1	0	1	0	0	0	0	12
Stanfill	0	0	2	0	0	0	0	12
Clancy	0	1	0	0	0	0	0	6
Milton	0	1	0	0	0	0	0	6
Twilley	0	1	0	0	0	0	0	6
<b>DOLPHINS</b>	<b>12</b>	<b>12</b>	<b>4</b>	<b>26/27</b>	<b>13/22</b>	<b>0</b>	<b>0</b>	<b>233</b>
<b>OPPONENTS</b>	<b>9</b>	<b>25</b>	<b>32/33</b>	<b>24/36</b>	<b>0</b>	<b>1</b>	<b>33</b>	<b>132</b>

FIELD GOALS	1-19	20-29	30-39	40-49	50+
Kremser	4/4	4/4	5/9	0/5	0/0
<b>DOLPHINS</b>	<b>4/4</b>	<b>4/4</b>	<b>5/9</b>	<b>0/5</b>	<b>0/0</b>
<b>OPPONENTS</b>	<b>9/10</b>	<b>5/9</b>	<b>7/10</b>	<b>3/5</b>	<b>0/2</b>

TWO-POINT CONVERSIONS	DOLPHINS	OPPONENTS
DOLPHINS	0-1	0-1

SACKS	DOLPHINS	OPPONENTS
Stanfill	8.0	Edmunds 5.0, Fernandez 4.0, Richardson 3.0, Riley 3.0, Buoniconti 2.0, Weisacosky 2.0, McCullers 1.0
<b>DOLPHINS</b>	<b>28.0</b>	<b>53.0</b>

## USUAL STARTERS

OFFENSE
WR - Jack Clancy (7), Gene Milton (6), Howard Twilley (1)
LT - Doug Crusan (14)
LG - Maxie Williams (12), Larry Little (2)
C - Tom Goode (14)
RG - Larry Little (8), Billy Neighbors (6)
RT - Norm Evans (12), John Boynton (2)
TE - Larry Seiple (8), Doug Moreau (5), *Jim Mertens (1)
WR - Karl Noonan (13), Jimmy Hines (1)
QB - Bob Griese (9), Rick Norton (5)
RB - Jim Kiick (14)
FB - Larry Csonka (11), Stan Mitchell (3)

DEFENSE
LDE - Jim Riley (14)
LDT - Manny Fernandez (13), *Bob Heinz (1)
RDT - John Richardson (14)
RDE - *Bill Stanfill (13), *Norm McBride (1)
LLB - Randall Edmunds (14)
MLB - Nick Buoniconti (13), Frank Emanuel (1)
RLB - Ed Weisacosky (14)
LCB - Jimmy Warren (13), *Lloyd Mumphord (1)
RCB - *Lloyd Mumphord (8), Dick Westmorland (5), Bob Petrella (1)
SS - Tom Beier (7), Bob Petrella (7)
FS - Dick Anderson (14)

\* Indicates Rookie

# 1970 FINAL STATISTICS (10-4)

DATE	OPPONENT	SCORE	W/L	ATT.
9/20	at Boston	14-27	L	27,265
9/27	at Houston	20-10	W	38,779
10/3	OAKLAND	20-13	W	54,412
10/10	at N.Y. Jets	20-6	W	61,801
10/18	at Buffalo	33-14	W	40,820
10/25	CLEVELAND	0-28	L	70,872
11/1	at Baltimore	0-35	L	59,305
11/8	at Philadelphia	17-24	L	53,149
11/15	NEW ORLEANS	21-10	W	41,557
11/22	BALTIMORE	34-17	W	63,362
11/30	at Atlanta	20-7	W	53,303
12/6	BOSTON	37-20	W	46,370
12/13	N.Y. JETS	16-10	W	71,892
12/20	BUFFALO	45-7	W	64,957

TEAM STATISTICS	MIA.	OPP.
<b>TOTAL FIRST DOWNS</b>	<b>228</b>	<b>226</b>
By Rushing	106	82
By Passing	100	128
By Penalty	22	16
<b>TOTAL NET YARDS</b>	<b>4039</b>	<b>4004</b>
Average Per Game	288.5	286.0
Total Plays	827	808
Average Per Play	4.9	5.0
<b>NET YARDS RUSHING</b>	<b>2082</b>	<b>1453</b>
Average Per Game	148.7	103.8
Total Rushes	492	387
<b>NET YARDS PASSING</b>	<b>1957</b>	<b>2551</b>
Average Per Game	139.8	182.2
Tackled/Yards Lost	36/327	16/157
Gross Yards	2284	2708
Attempts/Completions	299/159	403/234
Completion Percentage	53.2	58.0
Had Intercepted	19	23
<b>PUNTS/AVERAGE</b>	<b>58/41.2</b>	<b>63/41.7</b>
<b>PENALTIES/YARDS</b>	<b>77/834</b>	<b>68/704</b>
<b>FUMBLES/BALL LOST</b>	<b>24/11</b>	<b>24/15</b>
<b>TOUCHDOWNS</b>	<b>33</b>	<b>28</b>
By Rushing	14	8
By Passing	15	17
By Returns	4	3

SCORE BY QUARTERS	1	2	3	4	OT	Total
DOLPHINS	82	84	45	86	-	297
OPPONENTS	35	85	45	63	-	228

RUSHING	NO.	YDS.	AVG.	LG	TD
Csonka	193	874	4.5	53	6
Kick	191	658	3.4	56	6
Morris	60	409	6.8	40	0
Griese	26	89	3.4	16	2
Mitchell	8	23	2.9	9	0
Seiple	2	21	10.5	24	0
Warfield	2	13	6.5	16	0
Stofa	2	5	2.5	4	0
Pryor	2	0	0.0	0	0
Ginn	5	-1	-0.2	8	0
Noonan	1	-9	-9.0	-9	0
<b>DOLPHINS</b>	<b>492</b>	<b>2082</b>	<b>4.2</b>	<b>56</b>	<b>14</b>
<b>OPPONENTS</b>	<b>387</b>	<b>1453</b>	<b>3.8</b>	<b>26</b>	<b>8</b>

PASSING	ATT.	COMP.	YDS.	PCT.	TD	INT.	LG	SCK/LST	RATING
Griese	245	142	2019	58.0	12	17	54	31/282	72.1
Stofa	53	16	240	30.2	3	2	52*	5/45	49.3
Kick	1	1	25	100.0	0	0	25	0/0	118.8
<b>DOLPHINS</b>	<b>299</b>	<b>159</b>	<b>2284</b>	<b>53.2</b>	<b>15</b>	<b>19</b>	<b>54</b>	<b>36/327</b>	<b>68.5</b>
<b>OPPONENTS</b>	<b>403</b>	<b>234</b>	<b>2708</b>	<b>58.0</b>	<b>17</b>	<b>22</b>	<b>46</b>	<b>16/157</b>	<b>69.8</b>

RECEIVING	NO.	YDS.	AVG.	LG	TD
Kick	42	497	11.8	47	0
Warfield	28	703	25.1	54	6
Twilley	22	281	12.8	23†	5
Fleming	18	205	11.4	36†	0
Morris	12	149	12.4	50	0
Csonka	11	94	8.5	54	0
Noonan	10	186	18.6	51†	1
W. Richardson	7	67	9.6	27	1
Mitchell	6	85	14.2	36†	1
Seiple	2	14	7.0	7	0
Mandich	1	3	3.0	3†	1
<b>DOLPHINS</b>	<b>159</b>	<b>2284</b>	<b>14.4</b>	<b>54</b>	<b>15</b>
<b>OPPONENTS</b>	<b>234</b>	<b>2708</b>	<b>11.6</b>	<b>46</b>	<b>17</b>

INTERCEPTIONS	NO.	YDS.	AVG.	LG	TD
Anderson	8	191	23.9	86	0
Scott	5	112	22.4	47	0
Mumphord	5	35	7.0	32†	1
Johnson	3	29	9.7	21	0
Brown	1	32	32.0	32	0
Davis	1	15	15.0	15	0
<b>DOLPHINS</b>	<b>23</b>	<b>414</b>	<b>18.0</b>	<b>86</b>	<b>1</b>
<b>OPPONENTS</b>	<b>19</b>	<b>258</b>	<b>13.6</b>	<b>56†</b>	<b>1</b>

PUNTING	NO.	YDS.	AVG.	LG	BK
Seiple	58	2392	41.2	67	0
<b>DOLPHINS</b>	<b>58</b>	<b>2392</b>	<b>41.2</b>	<b>67</b>	<b>0</b>
<b>OPPONENTS</b>	<b>63</b>	<b>2624</b>	<b>41.7</b>	<b>62</b>	<b>0</b>

PUNT RET.	NO.	YDS.	AVG.	LG	TD
Scott	27	290	10.7	77†	1
Morris	2	-1	-0.5	00	0
Anderson	1	6	6.0	06	0
<b>DOLPHINS</b>	<b>30</b>	<b>295</b>	<b>9.8</b>	<b>77†</b>	<b>1</b>
<b>OPPONENTS</b>	<b>21</b>	<b>241</b>	<b>12.1</b>	<b>80†</b>	<b>1</b>

KICKOFF RET.	NO.	YDS.	AVG.	LG	TD
Morris	28	812	29.0	96†	1
Ginn	5	59	11.8	26	0
Scott	4	117	29.3	42	0
Mitchell	4	35	8.8	17	0
Seiple	2	5	2.5	3	0
Mandich	2	0	0.0	0	0
Anderson	1	8	8.0	8	0
Foley	1	0	0.0	0	0
Brown	1	0	0.0	0	0
<b>DOLPHINS</b>	<b>48</b>	<b>1036</b>	<b>21.6</b>	<b>96†</b>	<b>1</b>
<b>OPPONENTS</b>	<b>55</b>	<b>1142</b>	<b>20.8</b>	<b>99†</b>	<b>1</b>

SCORING	Ru	Pa	Rt	PAT	FG	S	2	TP
Yepremian	0	0	0	31/31	22/29	0	0	97
Warfield	0	6	0	0	0	0	0	36
Csonka	6	0	0	0	0	0	0	36
Kick	6	0	0	0	0	0	0	36
Twilley	0	5	0	0	0	0	0	30
Griese	2	0	0	0	0	0	0	12
Mumphord	0	2	0	0	0	0	0	12
Mandich	0	1	0	0	0	0	0	6
Noonan	0	1	0	0	0	0	0	6
W. Richardson	0	1	0	0	0	0	0	6
Scott	0	0	1	0	0	0	0	6
Morris	0	0	1	0	0	0	0	6
Mitchell	0	1	0	0	0	0	0	6
Kremser	0	0	0	2/2	0/1	0	0	2
<b>DOLPHINS</b>	<b>14</b>	<b>15</b>	<b>4</b>	<b>33/33</b>	<b>22/30</b>	<b>0</b>	<b>0</b>	<b>297</b>
<b>OPPONENTS</b>	<b>8</b>	<b>17</b>	<b>3</b>	<b>27/28</b>	<b>11/22</b>	<b>0</b>	<b>0</b>	<b>228</b>

FIELD GOALS	1-19	20-29	30-39	40-49	50+
Yepremian	4/4	2/3	5/6	11/15	0/1
Kremser	0/0	0/1	0/0	0/0	0/0
<b>DOLPHINS</b>	<b>4/4</b>	<b>2/4</b>	<b>5/6</b>	<b>11/15</b>	<b>0/1</b>
<b>OPPONENTS</b>	<b>5/5</b>	<b>3/4</b>	<b>2/3</b>	<b>1/8</b>	<b>0/3</b>

SACKS	Player	Yards	TD
Stanfill	6.0	Fernandez	4.5
J. Richardson	2.5	Riley	2.0
Anderson	1.0		
<b>DOLPHINS</b>	<b>16.0</b>	<b>OPPONENTS</b>	<b>36.0</b>

USUAL STARTERS
<b>OFFENSE</b>
WR - Paul Warfield (11), Karl Noonan (3)
LT - Doug Crusan (14)
LG - Maxie Williams (9), Bob Kuechenberg (5)
CG - Bob DeMarco (11), Carl Mauck (3)
RG - Larry Little (14)
RT - Norm Evans (14)
WR - Howard Twilley (13), Willie Richardson (1)
TE - Marv Fleming (14)
OB - Bob Griese (14)
RB - Jim Kick (14)
FB - Larry Csonka (14)

DEFENSE
LDE - Jim Riley (14)
LDT - Manny Fernandez (12), Frank Cornish (1), Bob Heinz (1)
RDT - John Richardson (14)
RDE - Bill Stanfill (14)
LLB - Doug Swift (8), Ted Davis (6)
MLB - Nick Buoniconti (14)
RLB - *Mike Kolen (14)
LCB - *Curtis Johnson (14)
RCB - Lloyd Mumphord (14)
SS - Dick Anderson (13), *Jake Scott (1)
FS - *Jake Scott (13), Dick Anderson (1)

\* Indicates Rookie

# 1971 FINAL STATISTICS (10-3-1)

DATE	OPPONENT	SCORE	W/L	ATT.
9/19	at Denver	10-10	T	50,499
9/26	at Buffalo	29-14	W	44,626
10/3	N.Y. JETS	10-14	L	67,161
10/10	at Cincinnati	23-13	W	59,090
10/17	NEW ENGLAND	41-3	W	56,222
10/24	at N.Y. Jets	30-14	W	61,170
10/31	at Los Angeles	20-14	W	68,386
11/7	BUFFALO	34-0	W	57,748
11/14	PITTSBURGH	24-21	W	63,178
11/21	BALTIMORE	17-14	W	73,063
11/29	CHICAGO	34-3	W	73,071
12/5	at New England	13-34	L	60,110
12/11	at Baltimore	3-14	L	59,293
12/19	GREEN BAY	27-6	W	74,215

TEAM STATISTICS	MIA.	OPP.
<b>TOTAL FIRST DOWNS</b>	<b>232</b>	<b>214</b>
By Rushing	121	93
By Passing	94	111
By Penalty	17	10
<b>TOTAL NET YARDS</b>	<b>4412</b>	<b>3661</b>
Average Per Game	315.1	261.5
Total Plays	803	791
Average Per Play	5.4	4.7
<b>NET YARDS RUSHING</b>	<b>2429</b>	<b>1661</b>
Average Per Game	173.5	118.6
Total Rushes	486	403
<b>NET YARDS PASSING</b>	<b>1983</b>	<b>2000</b>
Average Per Game	141.6	142.9
Tackled/Yards Lost	25/265	35/293
Gross Yards	2248	2293
Attempts/Completions	293/156	363/206
Completion Percentage	53.2	52.7
Had Intercepted	10	17
<b>PUNTS/AVERAGE</b>	<b>52/40.1</b>	<b>72/40.7</b>
<b>PENALTIES/YARDS</b>	<b>65/632</b>	<b>64/561</b>
<b>FUMBLES/BALL LOST</b>	<b>22/13</b>	<b>38/14</b>
<b>TOUCHDOWNS</b>	<b>33</b>	<b>21</b>
By Rushing	11	10
By Passing	20	10
By Returns	2	1

SCORE BY QUARTERS	1	2	3	4	OT	Total
DOLPHINS	81	76	79	79	-	315
OPPONENTS	65	23	44	42	-	174

RUSHING	NO.	YDS.	AVG.	LG	TD
Csonka	195	1051	5.4	28	7
Kick	162	738	4.6	34	3
Morris	57	315	5.5	51	1
Warfield	9	115	12.8	39	0
Ginn	22	97	4.4	45	0
Griese	26	82	3.2	21	0
Leigh	5	15	3.0	7	0
Seiple	1	14	14.0	14	0
Cole	3	11	3.7	4	0
Mira	6	-9	-1.5	0	0
<b>DOLPHINS</b>	<b>486</b>	<b>2429</b>	<b>4.9</b>	<b>51</b>	<b>11</b>
<b>OPPONENTS</b>	<b>403</b>	<b>1661</b>	<b>4.1</b>	<b>46</b>	<b>10</b>

RECEIVING	NO.	YDS.	AVG.	LG	TD
Warfield	43	996	23.2	86t	11
Kick	40	338	8.5	27	0
Twilley	23	349	15.2	41	4
Fleming	13	137	10.5	23	2
Csonka	13	113	8.7	25	1
Noonan	10	180	18.0	43	0
Stowe	5	68	13.6	21	1
Morris	5	16	3.2	11	0
Mandich	3	19	6.3	10	1
Seiple	1	32	32.0	32	0
<b>DOLPHINS</b>	<b>156</b>	<b>2248</b>	<b>14.4</b>	<b>86t</b>	<b>20</b>
<b>OPPONENTS</b>	<b>206</b>	<b>2293</b>	<b>11.1</b>	<b>51</b>	<b>10</b>

INTERCEPTIONS	NO.	YDS.	AVG.	LG	TD
Scott	7	34	4.9	21	0
Foley	4	14	3.5	18	0
Johnson	2	34	17.0	34	0
Anderson	2	33	16.5	33	0
Buoniconti	1	16	16.0	16	0
Swift	1	12	12.0	12	0
<b>DOLPHINS</b>	<b>17</b>	<b>143</b>	<b>9.0</b>	<b>34</b>	<b>0</b>
<b>OPPONENTS</b>	<b>10</b>	<b>166</b>	<b>16.6</b>	<b>53t</b>	<b>1</b>

PUNTING	NO.	YDS.	AVG.	LG	BK
Seiple	52	2087	40.1	73	1
<b>DOLPHINS</b>	<b>52</b>	<b>2087</b>	<b>40.1</b>	<b>73</b>	<b>1</b>
<b>OPPONENTS</b>	<b>72</b>	<b>2935</b>	<b>40.4</b>	<b>58</b>	<b>0</b>

PUNT RET.	NO.	YDS.	AVG.	LG	TD
Scott	33	318	9.6	31	0
Anderson	8	114	14.3	47	0
<b>DOLPHINS</b>	<b>41</b>	<b>432</b>	<b>10.5</b>	<b>47</b>	<b>0</b>
<b>OPPONENTS</b>	<b>26</b>	<b>106</b>	<b>4.1</b>	<b>29</b>	<b>0</b>

KICKOFF RET.	NO.	YDS.	AVG.	LG	TD
Morris	15	423	28.2	94t	1
Ginn	10	252	25.2	35	0
Leigh	4	99	24.8	31	0
Matheson	3	32	10.7	16	0
<b>DOLPHINS</b>	<b>32</b>	<b>806</b>	<b>25.2</b>	<b>94t</b>	<b>1</b>
<b>OPPONENTS</b>	<b>59</b>	<b>1180</b>	<b>20.0</b>	<b>35</b>	<b>0</b>

SCORING	Ru	Pa	Rt	PAT	FG	S	2	TP
Yepremian	0	0	0	33/33	28/40	0	0	117
Warfield	0	11	0	0	0	0	0	66
Csonka	7	1	0	0	0	0	0	48
Twilley	0	4	0	0	0	0	0	24
Kick	3	0	0	0	0	0	0	18
Fleming	0	2	0	0	0	0	0	12
Morris	1	0	1	0	0	0	0	12
Johnson	0	0	1	0	0	0	0	6
Mandich	0	1	0	0	0	0	0	6
Stowe	0	1	0	0	0	0	0	6
<b>DOLPHINS</b>	<b>11</b>	<b>20</b>	<b>2</b>	<b>33/33</b>	<b>28/40</b>	<b>0</b>	<b>0</b>	<b>315</b>
<b>OPPONENTS</b>	<b>10</b>	<b>10</b>	<b>1</b>	<b>21/21</b>	<b>9/21</b>	<b>0</b>	<b>0</b>	<b>174</b>

FIELD GOALS	1-19	20-29	30-39	40-49	50+
Yepremian	7/7	8/8	6/11	7/12	0/2
<b>DOLPHINS</b>	<b>7/7</b>	<b>8/8</b>	<b>6/11</b>	<b>7/12</b>	<b>0/2</b>
<b>OPPONENTS</b>	<b>5/5</b>	<b>1/4</b>	<b>2/2</b>	<b>0/6</b>	<b>1/4</b>

SACKS
Fernandez 8.0, Riley 7.5, Stanfill 6.5, Heinz 5.0, Cornish 2.0, Swift 2.0, Anderson 1.0, Buoniconti 1.0, Den Herder 1.0, Powell 1.0
<b>DOLPHINS 35.0, OPPONENTS 25.0</b>

## USUAL STARTERS

OFFENSE
WR - Paul Warfield (14)
LT - Doug Crusan (14)
LG - Bob Kuechenberg (14)
C - Bob DeMarco (14)
RG - Larry Little (14)
RT - Norm Evans (14)
TE - Marv Fleming (13), Jim Mandich (1)
WR - Howard Twilley (12), *Otto Stowe (2)
QB - Bob Griese (13), George Mira (1)
RB - Jim Kiick (11), Mercury Morris (3)
FB - Larry Csonka (14)

DEFENSE
LDE - Jim Riley (13), Bob Heinz (1)
LDT - Manny Fernandez (14)
RDT - Bob Heinz (7), John Richardson (5), Frank Cornish (2)
RDE - Bob Stanfill (12), Bob Heinz (2)
LLB - Doug Swift (14)
MLB - Nick Buoniconti (14)
RLB - Mike Kolen (10), Jesse Powell (3), Bob Matheson (1)
LCB - Tim Foley (14)
RCB - Curtis Johnson (10), Lloyd Mumphord (4)
SS - Dick Anderson (14)
FS - Jake Scott (14)

\* Indicates Rookie

PASSING	ATT.	COMP.	YDS.	PCT.	TD	INT.	LG	SCK/LST	RATING
Griese	245	142	2019	58.0	12	17	54	31/282	72.1
Kick	1	1	25	100.0	0	0	25	0/0	118.8
<b>DOLPHINS</b>	<b>299</b>	<b>159</b>	<b>2284</b>	<b>53.2</b>	<b>15</b>	<b>19</b>	<b>54</b>	<b>36/327</b>	<b>68.5</b>
<b>OPPONENTS</b>	<b>403</b>	<b>234</b>	<b>2708</b>	<b>58.0</b>	<b>17</b>	<b>22</b>	<b>46</b>	<b>16/157</b>	<b>69.8</b>

# 1972 FINAL STATISTICS (14-0)

DATE	OPPONENT	SCORE	W/L	ATT.
9/17	at Kansas City	20-10	W	78,736
9/24	HOUSTON	34-13	W	75,069
10/1	at Minnesota	16-14	W	45,766
10/8	at N.Y. Jets	27-17	W	61,720
10/15	SAN DIEGO	24-10	W	78,212
10/22	BUFFALO	24-23	W	78,175
10/29	at Baltimore	23-0	W	59,303
11/5	at Buffalo	30-16	W	45,659
11/12	NEW ENGLAND	52-0	W	78,148
11/19	N.Y. JETS	28-24	W	78,166
11/27	ST. LOUIS	31-10	W	78,190
12/3	at New England	37-21	W	60,144
12/10	at N.Y. Giants	23-13	W	62,728
12/16	BALTIMORE	16-0	W	78,202

TEAM STATISTICS	MIA.	OPP.
<b>TOTAL FIRST DOWNS</b>	<b>291</b>	<b>186</b>
By Rushing	170	76
By Passing	102	96
By Penalty	19	14
<b>TOTAL NET YARDS</b>	<b>5036</b>	<b>3297</b>
Average Per Game	359.1	235.5
Total Plays	893	771
Average Per Play	5.6	4.3
<b>NET YARDS RUSHING</b>	<b>2960</b>	<b>1548</b>
Average Per Game	210.8	110.6
Total Rushes	613	389
<b>NET YARDS PASSING</b>	<b>2076</b>	<b>1749</b>
Average Per Game	148.3	124.9
Tackled/Yards Lost	21/159	34/280
Gross Yards	2235	2029
Attempts/Completions	259/144	348/178
Completion Percentage	55.6	51.1
Had Intercepted	12	26
<b>PUNTS/AVERAGE</b>	<b>44/39.4</b>	<b>67/41.8</b>
<b>PENALTIES/YARDS</b>	<b>68/714</b>	<b>70/659</b>
<b>FUMBLES/BALL LOST</b>	<b>25/16</b>	<b>32/20</b>
<b>TOUCHDOWNS</b>	<b>45</b>	<b>21</b>
By Rushing	26	8
By Passing	17	10
By Returns	2	3

SCORE BY QUARTERS	1	2	3	4	OT	Total
DOLPHINS	94	108	98	85	-	385
OPPONENTS	36	47	29	59	-	171
<b>RUSHING</b>	<b>NO.</b>	<b>YDS.</b>	<b>AVG.</b>	<b>LG</b>	<b>TD</b>	
Csonka	213	1117	5.2	45	6	
Morris	190	1000	5.3	33	12	
Kiick	137	521	3.8	26	5	
Ginn	27	142	5.3	22	1	
Leigh	21	79	3.8	10	0	
Morrall	17	67	3.9	31t	1	
Warfield	4	23	5.8	21	0	
Griese	3	11	3.7	5	1	
Del Gaizo	1	0	0.0	0	0	
<b>DOLPHINS</b>	<b>613</b>	<b>2960</b>	<b>4.8</b>	<b>45</b>	<b>26</b>	
<b>OPPONENTS</b>	<b>389</b>	<b>1548</b>	<b>4.0</b>	<b>40</b>	<b>8</b>	

RECEIVING	NO.	YDS.	AVG.	LG	TD
Warfield	29	606	20.9	47	3
Kiick	21	147	7.0	15	1
Twiley	20	364	18.2	44	3
Briscoe	16	279	17.4	51t	4
Morris	15	168	11.2	34	0
Stowe	13	276	21.2	49	2
Fleming	13	156	12.0	31	1
Mandich	11	168	15.3	39	3
Csonka	5	48	9.6	14	0
Ginn	1	23	23.0	23	0
<b>DOLPHINS</b>	<b>144</b>	<b>2235</b>	<b>15.5</b>	<b>51t</b>	<b>17</b>
<b>OPPONENTS</b>	<b>178</b>	<b>2029</b>	<b>11.4</b>	<b>82t</b>	<b>10</b>

INTERCEPTIONS	NO.	YDS.	AVG.	LG	TD
Scott	5	73	14.6	31	0
Mumphord	4	50	12.5	28t	1
Anderson	3	34	11.3	22	0
Foley	3	25	8.3	15	0
Johnson	3	20	6.7	13	0
Swift	3	5	1.7	4	0
Buoniconti	2	17	8.5	10	0
Babb	1	24	24.0	24	0
Den Herder	1	24	24.0	24	0
Kolen	1	14	14.0	14	0
<b>DOLPHINS</b>	<b>26</b>	<b>286</b>	<b>11.0</b>	<b>31</b>	<b>1</b>
<b>OPPONENTS</b>	<b>12</b>	<b>249</b>	<b>20.8</b>	<b>43</b>	<b>2</b>

PUNTING	NO.	YDS.	AVG.	LG	BK
Seiple	36	1437	39.9	54	0
Lothridge	4	150	37.5	42	0
Anderson	4	147	36.8	45	0
<b>DOLPHINS</b>	<b>44</b>	<b>1734</b>	<b>39.4</b>	<b>54</b>	<b>0</b>
<b>OPPONENTS</b>	<b>63</b>	<b>2613</b>	<b>41.8</b>	<b>67</b>	<b>2</b>

PUNT RET.	NO.	YDS.	AVG.	LG	TD
Leigh	22	210	9.5	27	0
Scott	13	100	7.7	15	0
Anderson	5	19	3.8	17	0
<b>DOLPHINS</b>	<b>40</b>	<b>329</b>	<b>8.2</b>	<b>27</b>	<b>0</b>
<b>OPPONENTS</b>	<b>17</b>	<b>67</b>	<b>3.9</b>	<b>13</b>	<b>0</b>

KICKOFF RET.	NO.	YDS.	AVG.	LG	TD
Morris	14	334	23.9	33	0
Leigh	6	153	25.5	45	0
Matheson	2	34	17.0	17	0
Ginn	1	25	25.0	25	0
Briscoe	1	0	0.0	0	0
<b>DOLPHINS</b>	<b>24</b>	<b>546</b>	<b>22.8</b>	<b>45</b>	<b>0</b>
<b>OPPONENTS</b>	<b>56</b>	<b>1283</b>	<b>22.9</b>	<b>39</b>	<b>0</b>

SCORING	Ru	Pa	Rt	PAT	FG	S	2	TP
Yepremian	0	0	0	43/45	24/37	0	0	115
Morris	12	0	0	0	0	0	0	72
Csonka	6	0	0	0	0	0	0	36
Kiick	5	1	0	0	0	0	0	36
Briscoe	0	4	0	0	0	0	0	24
Mandich	0	3	0	0	0	0	0	18
Twiley	0	3	0	0	0	0	0	18
Warfield	0	3	0	0	0	0	0	18
Stowe	0	2	0	0	0	0	0	12
Anderson	0	0	1	0	0	0	0	6
Fleming	0	1	0	0	0	0	0	6
Ginn	1	0	0	0	0	0	0	6
Griese	1	0	0	0	0	0	0	6
Morrall	1	0	0	0	0	0	0	6
Mumphord	0	0	1	0	0	0	0	6
<b>DOLPHINS</b>	<b>26</b>	<b>17</b>	<b>2</b>	<b>43/45</b>	<b>24/37</b>	<b>0</b>	<b>0</b>	<b>385</b>
<b>OPPONENTS</b>	<b>8</b>	<b>10</b>	<b>3</b>	<b>18/21</b>	<b>9/16</b>	<b>0</b>	<b>0</b>	<b>171</b>

FIELD GOALS	1-19	20-29	30-39	40-49	50+
Yepremian	7/7	3/3	7/8	4/11	3/8
<b>DOLPHINS</b>	<b>7/7</b>	<b>3/3</b>	<b>7/8</b>	<b>4/11</b>	<b>3/8</b>
<b>OPPONENTS</b>	<b>3/3</b>	<b>2/4</b>	<b>3/3</b>	<b>1/4</b>	<b>0/2</b>

SACKS	Player	Yards	Opponent
Den Herder	10.5	Stanfill	10.0
Fernandez	5.0	Matheson	2.5
Heinz	2.0	Buoniconti	1.0
Dunaway	1.0	M. Moore	1.0
Swift	1.0		
<b>DOLPHINS</b>	<b>34.0</b>	<b>OPPONENTS</b>	<b>21.0</b>

## USUAL STARTERS

### OFFENSE

WR	- Paul Warfield (11), Otto Stowe (3)
LT	- Doug Grusan (10), Wayne Moore (4)
LG	- Bob Kuechenberg (14)
C	- Jim Langer (14)
RT	- Larry Little (14)
RG	- Norm Evans (14)
RB	- Marv Fleming (14)
WR	- Howard Twiley (11), Marlon Briscoe (3)
QB	- Earl Morrall (9), Bob Griese (5)
RB	- Mercury Morris (11), Jim Kiick (3)
FB	- Larry Csonka (14)

### DEFENSE

LDE	- Vern Den Herder (14)
LDT	- Manny Fernandez (14)
RDT	- Bob Heinz (8), Jim Dunaway (6)
RDE	- Bill Stanfill (14)
LLB	- Doug Swift (14)
MLB	- Nick Buoniconti (14)
RLB	- Mike Kolen (13), Bob Matheson (1)
LCB	- Tim Foley (13), Curtis Johnson (1)
RCB	- Curtis Johnson (13), Tim Foley (1)
SS	- Jake Scott (13), Dick Anderson (1)
FS	- Dick Anderson (13), Jake Scott (1)

\* Indicates Rookie

PASSING	ATT.	COMP.	YDS.	PCT.	TD	INT.	LG	SCK/LST	RATING
Morrall	150	83	1360	55.3	11	7	49	14/114	91.0
Griese	97	53	638	54.6	4	4	39	7/45	71.6
Del Gaizo	9	5	165	55.6	2	1	51t	0/0	100.5
Briscoe	3	3	72	100.0	0	0	26	0/0	118.8
<b>DOLPHINS</b>	<b>259</b>	<b>144</b>	<b>2235</b>	<b>55.6</b>	<b>17</b>	<b>12</b>	<b>51t</b>	<b>21/159</b>	<b>86.9</b>
<b>OPPONENTS</b>	<b>348</b>	<b>178</b>	<b>2029</b>	<b>51.1</b>	<b>10</b>	<b>26</b>	<b>82t</b>	<b>34/280</b>	<b>47.5</b>



# 1973 FINAL STATISTICS (12-2)

DATE	OPPONENT	SCORE	W/L	ATT.
9/16	SAN FRANCISCO	21-13	W	68,275
9/23	at Oakland	7-12	L	74,121
9/30	NEW ENGLAND	44-23	W	62,508
10/7	N.Y. JETS	31-3	W	63,850
10/15	at Cleveland	17-9	W	72,070
10/21	BUFFALO	27-6	W	65,241
10/28	at New England	30-14	W	57,617
11/4	at N.Y. Jets	24-14	W	57,591
11/11	BALTIMORE	44-0	W	60,332
11/18	at Buffalo	17-0	W	77,138
11/22	at Dallas	14-7	W	58,089
12/3	PITTSBURGH	30-26	W	68,901
12/9	at Baltimore	3-16	L	41,005
12/15	DETROIT	34-7	W	53,375

TEAM STATISTICS	MIA.	OPP.
<b>TOTAL FIRST DOWNS</b>	<b>215</b>	<b>195</b>
By Rushing	111	109
By Passing	91	78
By Penalty	13	8
Third Down: Made/Att.	67/175	86/231
<b>TOTAL NET YARDS</b>	<b>4103</b>	<b>3281</b>
Average Per Game	293.1	234.4
Total Plays	776	876
Average Per Play	5.3	3.7
<b>NET YARDS RUSHING</b>	<b>2521</b>	<b>1991</b>
Average Per Game	180.1	142.2
Total Rushes	507	511
<b>NET YARDS PASSING</b>	<b>1582</b>	<b>1290</b>
Average Per Game	113.0	92.1
Tackled/Yards Lost	13/93	45/314
Gross Yards	1675	1604
Attempts/Completions	256/133	320/151
Completion Percentage	52.0	47.2
Had Intercepted	12	21
<b>PUNTS/AVERAGE</b>	<b>48/42.3</b>	<b>76/38.4</b>
<b>PENALTIES/YARDS</b>	<b>52/416</b>	<b>61/616</b>
<b>FUMBLES/BALL LOST</b>	<b>22/16</b>	<b>29/8</b>
<b>TOUCHDOWNS</b>	<b>38</b>	<b>15</b>
By Rushing	16	10
By Passing	17	5
By Returns	5	0

SCORE BY QUARTERS	1	2	3	4	OT	Total
DOLPHINS	106	117	53	67	0	343
OPPONENTS	19	50	35	46	0	150

RUSHING	NO.	YDS.	AVG.	LG	TD
Csonka	219	1003	4.6	25	5
Morris	149	954	6.4	70t	10
Kick	76	257	3.4	32	0
Leigh	22	134	6.1	34t	1
Nottingham	24	134	5.6	30	0
Griese	13	20	1.5	21	0
Warfield	1	15	15.0	15	0
Morrall	1	9	9.0	9	0
Briscoe	2	-5	-2.5	2	0
<b>DOLPHINS</b>	<b>507</b>	<b>2521</b>	<b>5.0</b>	<b>70t</b>	<b>16</b>
<b>OPPONENTS</b>	<b>511</b>	<b>1991</b>	<b>3.9</b>	<b>36</b>	<b>10</b>

PASSING	ATT.	COMP.	YDS.	PCT.	TD	INT.	LG	SCK/LST	RATING
Griese	218	116	1422	53.2	17	8	46	11/75	84.3
Morrall	38	17	253	44.7	0	4	53	2/18	27.5
<b>DOLPHINS</b>	<b>256</b>	<b>133</b>	<b>1675</b>	<b>52.0</b>	<b>17</b>	<b>12</b>	<b>53</b>	<b>13/93</b>	<b>72.3</b>
<b>OPPONENTS</b>	<b>320</b>	<b>151</b>	<b>1604</b>	<b>47.2</b>	<b>5</b>	<b>21</b>	<b>42</b>	<b>45/314</b>	<b>40.2</b>

RECEIVING	NO.	YDS.	AVG.	LG	TD
Briscoe	30	447	14.9	53	2
Warfield	29	514	17.7	45	11
Kick	27	208	7.7	22	0
Mandich	24	302	12.6	28t	4
Csonka	7	22	3.1	9	0
Morris	4	51	12.8	36	0
Leigh	4	9	2.3	7	0
Fleming	3	22	7.3	15	0
Sellers	2	54	27.0	42	0
Twilley	2	30	15.0	19	0
Nottingham	1	16	16.0	16	0
<b>DOLPHINS</b>	<b>133</b>	<b>1675</b>	<b>12.6</b>	<b>53</b>	<b>17</b>
<b>OPPONENTS</b>	<b>151</b>	<b>1604</b>	<b>10.6</b>	<b>42</b>	<b>5</b>

INTERCEPTIONS	NO.	YDS.	AVG.	LG	TD
Anderson	8	163	20.4	38t	2
Scott	4	71	17.8	29	0
Kolen	2	54	27.0	29	0
Foley	2	22	11.0	15	0
Johnson	2	19	9.5	17	0
Stuckey	1	4	4.0	4	0
Ball	1	2	2.0	2	0
Swift	1	0	0.0	0	0
<b>DOLPHINS</b>	<b>21</b>	<b>335</b>	<b>16.0</b>	<b>38t</b>	<b>2</b>
<b>OPPONENTS</b>	<b>12</b>	<b>190</b>	<b>15.8</b>	<b>48</b>	<b>0</b>

PUNTING	NO.	YDS.	AVG.	LG	BK
Seiple	48	2031	42.3	57	0
<b>DOLPHINS</b>	<b>48</b>	<b>2031</b>	<b>42.3</b>	<b>57</b>	<b>0</b>
<b>OPPONENTS</b>	<b>76</b>	<b>2918</b>	<b>38.4</b>	<b>60</b>	<b>2</b>

PUNT RET.	NO.	YDS.	AVG.	LG	TD
Scott	22	266	12.1	33	0
Leigh	9	64	7.1	26	0
Anderson	6	52	8.7	27	0
<b>DOLPHINS</b>	<b>37</b>	<b>382</b>	<b>10.3</b>	<b>33</b>	<b>0</b>
<b>OPPONENTS</b>	<b>28</b>	<b>182</b>	<b>6.5</b>	<b>27</b>	<b>0</b>

KICKOFF RET.	NO.	YDS.	AVG.	LG	TD
Morris	11	242	22.0	29	0
Leigh	9	251	27.9	51	0
Scott	2	20	10.0	20	0
Bannon	1	10	10.0	10	0
Seiple	1	0	0.0	0	0
<b>DOLPHINS</b>	<b>24</b>	<b>523</b>	<b>21.8</b>	<b>51</b>	<b>0</b>
<b>OPPONENTS</b>	<b>56</b>	<b>1116</b>	<b>19.9</b>	<b>42</b>	<b>0</b>

SCORING	Ru	Pa	Rt	PAT	FG	S	2	TP
Yepremian	0	0	0	38/38	25/37	0	0	113
Warfield	0	11	0	0	0	0	0	66
Morris	10	0	0	0	0	0	0	60
Csonka	5	0	0	0	0	0	0	30
Mandich	0	4	0	0	0	0	0	24
Anderson	0	2	0	0	0	0	0	12
Briscoe	0	2	0	0	0	0	0	12
Foley	0	2	0	0	0	0	0	12
Buoniconti	0	1	0	0	0	0	0	6
Leigh	1	0	0	0	0	0	0	6
Johnson	0	0	0	0	0	1	0	2
<b>DOLPHINS</b>	<b>16</b>	<b>17</b>	<b>5</b>	<b>38/38</b>	<b>25/37</b>	<b>1</b>	<b>0</b>	<b>1343</b>
<b>OPPONENTS</b>	<b>10</b>	<b>5</b>	<b>0</b>	<b>13/15</b>	<b>15/27</b>	<b>0</b>	<b>1</b>	<b>50</b>

FIELD GOALS	1-19	20-29	30-39	40-49	50+
Yepremian	5/5	8/10	6/9	5/9	1/4
<b>DOLPHINS</b>	<b>5/5</b>	<b>8/10</b>	<b>6/9</b>	<b>5/9</b>	<b>1/4</b>
<b>OPPONENTS</b>	<b>5/5</b>	<b>0/2</b>	<b>6/8</b>	<b>3/8</b>	<b>1/4</b>

SACKS
Stanfil 18.5, Den Herder 10.0, Fernandez 6.5, Matheson 3.0, Heinz 2.5, Ball 2.0, Buoniconti 1.0, M. Moore 1.0, Swift 0.5.

**DOLPHINS 45.0, OPPONENTS 13.0**

## USUAL STARTERS

### OFFENSE

WR	- Paul Warfield (14)
LT	- Wayne Moore (12), Doug Crusan (2)
LG	- Bob Kuechenberg (13), Inv Goode (1)
C	- Jim Langer (14)
RG	- Larry Little (13), *Ed Newman (1)
RT	- Norm Evans (14)
TE	- Marv Fleming (11), Jim Mandich (3)
WR	- Marlin Briscoe (14)
QB	- Bob Griese (13), Earl Morrall (1)
RB	- Mercury Morris (10), Jim Kick (4)
FB	- Larry Csonka (14)

### DEFENSE

LDE	- Vern Den Herder (14)
LDT	- Manny Fernandez (13), Maulty Moore (1)
RDT	- Bob Heinz (13), Larry Woods (1)
RDE	- Nick Stanfil (13), Bob Heinz (1)
LLB	- Doug Swift (14)
MLB	- Nick Buoniconti (13), Bob Matheson (1)
RLB	- Mike Kolen (13), Bob Matheson (1)
LCB	- Tim Foley (10), Lloyd Mumphord (3), Curtis Johnson (1)
RCB	- Curtis Johnson (13), Dick Anderson (1)
SS	- Jake Scott (13), Dick Anderson (1)
FS	- Dick Anderson (12), Tim Foley (1), Jake Scott (1)

\* Indicates Rookie

# 1974 FINAL STATISTICS (11-3)

DATE	OPPONENT	SCORE	W/L	ATT.
9/15	at New England	24-34	L	54,913
9/22	at Buffalo	24-16	W	78,990
9/29	at San Diego	28-21	W	44,706
10/7	N.Y. JETS	21-17	W	61,527
10/13	at Washington	17-20	L	54,395
10/20	KANSAS CITY	9-3	W	67,779
10/27	BALTIMORE	17-7	W	65,868
11/3	ATLANTA	42-7	W	64,399
11/10	at New Orleans	21-0	W	73,458
11/17	BUFFALO	35-28	W	69,313
11/24	at N.Y. Jets	14-17	L	57,162
12/2	CINCINNATI	24-3	W	71,962
12/8	at Baltimore	17-16	W	34,420
12/15	NEW ENGLAND	34-27	W	56,920

TEAM STATISTICS	MIA.	OPP.
<b>TOTAL FIRST DOWNS</b>	<b>272</b>	<b>208</b>
By Rushing	134	83
By Passing	118	117
By Penalty	20	8
Third Down: Made/Att.	97/195	73/188
<b>TOTAL NET YARDS</b>	<b>4275</b>	<b>3806</b>
Average Per Game	305.4	271.9
Total Plays	884	807
Average Per Play	4.8	4.7
<b>NET YARDS RUSHING</b>	<b>2191</b>	<b>1624</b>
Average Per Game	156.5	116.0
Total Rushes	570	404
<b>NET YARDS PASSING</b>	<b>2084</b>	<b>2182</b>
Average Per Game	148.9	155.9
Tackled/Yards Lost	31/229	31/270
Gross Yards	2313	2452
Attempts/Completions	283/171	372/200
Completion Percentage	60.4	53.8
Had Intercepted	18	16
<b>PUNTS/AVERAGE</b>	<b>65/38.6</b>	<b>70/39.7</b>
<b>PENALTIES/YARDS</b>	<b>69/556</b>	<b>67/525</b>
<b>FUMBLE/BALL LOST</b>	<b>25/13</b>	<b>33/17</b>
<b>TOUCHDOWNS</b>	<b>43</b>	<b>25</b>
By Rushing	25	7
By Passing	18	14
By Returns	0	4

SCORE BY QUARTERS	1	2	3	4	OT	Total
DOLPHINS	42	98	76	111	0	327
OPPONENTS	31	50	57	78	0	216

RUSHING	NO.	YDS.	AVG.	LG	TD
Csonka	197	749	3.8	24	9
Malone	117	479	4.1	23	3
Kick	86	274	3.2	15	1
Nottingham	66	273	4.1	24	8
Morris	56	214	3.8	17	1
Ginn	26	99	3.8	41	2
Griese	16	66	4.1	22	1
Briscoe	1	17	17.0	17	0
N. Moore	3	16	5.3	15	0
Morrall	1	11	11.0	11	0
Strock	1	-7	-7.0	-7	0
<b>DOLPHINS</b>	<b>570</b>	<b>2191</b>	<b>3.8</b>	<b>41</b>	<b>25</b>
<b>OPPONENTS</b>	<b>404</b>	<b>1624</b>	<b>4.0</b>	<b>56</b>	<b>7</b>

PASSING	ATT.	COMP.	YDS.	PCT.	TD	INT.	LG	SCK/LST	RATING
Griese	253	152	1968	60.1	16	15	54	27/202	80.9
Morrall	27	17	301	63.0	2	3	46	3/16	86.1
N. Moore	1	1	31	100.0	0	0	31	0/0	118.8
Kick	1	1	13	100.0	0	0	13	0/0	118.8
Briscoe	1	0	0	0.0	0	0	0	1/11	39.6
<b>DOLPHINS</b>	<b>283</b>	<b>171</b>	<b>2313</b>	<b>60.4</b>	<b>18</b>	<b>18</b>	<b>54</b>	<b>31/229</b>	<b>74.8</b>
<b>OPPONENTS</b>	<b>372</b>	<b>200</b>	<b>2452</b>	<b>53.8</b>	<b>14</b>	<b>16</b>	<b>89</b>	<b>31/270</b>	<b>69.0</b>

RECEIVING	NO.	YDS.	AVG.	LG	TD
N. Moore	37	605	16.4	48	2
Mandich	33	374	11.3	44	6
Warfield	27	536	19.9	54	2
Twilley	24	256	11.0	21	2
Kick	18	155	8.6	19	1
Briscoe	11	132	12.0	20	1
Csonka	7	35	5.0	11	0
Baker	4	121	30.0	46	2
Nottingham	3	40	13.3	20	0
Morris	2	27	14.0	23	1
Malone	2	26	13.0	13	0
Ginn	2	3	1.5	3	0
Fleming	1	3	3.0	3	1
<b>DOLPHINS</b>	<b>171</b>	<b>2313</b>	<b>13.5</b>	<b>54</b>	<b>18</b>
<b>OPPONENTS</b>	<b>200</b>	<b>2452</b>	<b>12.6</b>	<b>89</b>	<b>14</b>

INTERCEPTIONS	NO.	YDS.	AVG.	LG	TD
Scott	8	75	9.4	30	0
Buoniconiti	2	29	14.5	16	0
Foley	2	-2	-1.0	0	0
Stuckey	1	21	21.0	21	0
Matheson	1	10	10.0	10	0
Kolen	1	3	3.0	3	0
Anderson	1	3	3.0	3	0
<b>DOLPHINS</b>	<b>16</b>	<b>139</b>	<b>8.7</b>	<b>30</b>	<b>0</b>
<b>OPPONENTS</b>	<b>18</b>	<b>320</b>	<b>17.8</b>	<b>40</b>	<b>1</b>

PUNTING	NO.	YDS.	AVG.	LG	BK
Seiple	65	2511	38.6	60	0
<b>DOLPHINS</b>	<b>65</b>	<b>2511</b>	<b>38.6</b>	<b>60</b>	<b>0</b>
<b>OPPONENTS</b>	<b>70</b>	<b>2743</b>	<b>39.2</b>	<b>63</b>	<b>2</b>

PUNT RET.	NO.	YDS.	AVG.	LG	TD
Scott	31	346	11.2	30	0
N. Moore	9	136	15.1	42	0
Anderson	3	9	3.0	6	0
Babb	2	29	14.5	20	0
Stuckey	1	0	0.0	0	0
<b>DOLPHINS</b>	<b>46</b>	<b>520</b>	<b>11.3</b>	<b>42</b>	<b>0</b>
<b>OPPONENTS</b>	<b>42</b>	<b>265</b>	<b>6.3</b>	<b>23</b>	<b>0</b>

KICKOFF RET.	NO.	YDS.	AVG.	LG	TD
N. Moore	22	587	26.7	40	0
Ginn	12	235	19.6	30	0
Malone	6	159	26.5	73	0
Matheson	5	65	13.0	25	0
Leigh	2	50	25.0	26	0
Baker	1	22	22.0	22	0
Babb	1	0	0.0	0	0
<b>DOLPHINS</b>	<b>49</b>	<b>1118</b>	<b>22.8</b>	<b>73</b>	<b>0</b>
<b>OPPONENTS</b>	<b>64</b>	<b>1222</b>	<b>19.1</b>	<b>57</b>	<b>0</b>

SCORING	Ru	Pa	Rt	PAT	FG	S	2	TP
Yepremian	0	0	0	43/43	8/15	0	0	67
Csonka	9	0	0	0	0	0	0	54
Nottingham	8	0	0	0	0	0	0	48
Mandich	0	6	0	0	0	0	0	36
Malone	3	0	0	0	0	0	0	18
Morris	1	1	0	0	0	0	0	12
Warfield	0	2	0	0	0	0	0	12
Ginn	2	0	0	0	0	0	0	12
N. Moore	0	2	0	0	0	0	0	12
Kick	1	1	0	0	0	0	0	12
Twilley	0	2	0	0	0	0	0	12
Baker	0	2	0	0	0	0	0	12
Fleming	0	1	0	0	0	0	0	6
Griese	1	0	0	0	0	0	0	6
Briscoe	0	1	0	0	0	0	0	6
Foley	0	0	0	0	0	1	0	2
<b>DOLPHINS</b>	<b>25</b>	<b>18</b>	<b>0</b>	<b>43/43</b>	<b>8/15</b>	<b>1</b>	<b>0</b>	<b>327</b>
<b>OPPONENTS</b>	<b>7</b>	<b>14</b>	<b>4</b>	<b>24/24</b>	<b>14/21</b>	<b>0</b>	<b>0</b>	<b>216</b>

FIELD GOALS	1-19	20-29	30-39	40-49	50+
Yepremian	0/1	4/5	3/4	1/3	0/2
<b>DOLPHINS</b>	<b>0/1</b>	<b>4/5</b>	<b>3/4</b>	<b>1/3</b>	<b>0/2</b>
<b>OPPONENTS</b>	<b>0/0</b>	<b>7/9</b>	<b>2/5</b>	<b>5/6</b>	<b>0/1</b>

SACKS	Starfin	10.0	Den Herder	7.0	Fernandez	3.0	Ball	3.0	Crowder	3.0	Matheson	3.0	Kolen	1.0	Reese	1.0
<b>DOLPHINS</b>	<b>31.0</b>	<b>OPPONENTS</b>	<b>31.0</b>													

## USUAL STARTERS

### OFFENSE

WR	-	Paul Warfield (9), Howard Twilley (5)
		Bob Kuechenberg (4), Tom Funchess (3)
LT	-	(3), Wayne Moore (3), Tom Wickert (3), Doug Crusan (1)
LG	-	Bob Kuechenberg (10), Ed Newman (4)
C	-	Jim Langer (14)
RG	-	Larry Little (14)
RT	-	Norm Evans (14)
TE	-	Jim Mandich (10), Marv Fleming (4)
WR	-	*Nat Moore (6), Marlin Briscoe (4), Howard Twilley (4)
OB	-	Bob Griese (14), Earl Morrall (1)
RB	-	Jim Kick (7), *Benny Malone (3), Mercury Morris (3)
FB	-	Larry Foley (10), Don Nottingham (2), Jim Kick (1)
3WR	-	*Nat Moore (1)

### DEFENSE

LDE	-	Vern Den Herder (14)
LDT	-	Manny Fernandez (12), Maulty Moore (2)
RDT	-	Bob Heinz (13), Bill Stanfil (1)
RDE	-	Bill Stanfil (13), Doug Swift (1)
LLB	-	Bob Matheson (7), Doug Swift (7)
MLB	-	Nick Buoniconiti (13), Mike Kolen (1)
RLB	-	Mike Kolen (13), Bob Matheson (1)
LCB	-	Tim Foley (10), Lloyd Mumphord (3), Henry Stuckey (1)
RCB	-	Curtis Johnson (12), Tim Foley (1), Henry Stuckey (1)
SS	-	Dick Anderson (14)
FS	-	Jack Scott (14)

\* Indicates Rookie

# 1975 FINAL STATISTICS (10-4)

DATE	OPPONENT	SCORE	W/L	ATT.
9/22	OAKLAND	21-31	L	78/744
9/28	at New England	22-14	W	60/602
10/5	at Green Bay	31-7	W	55/270
10/12	PHILADELPHIA	24-16	W	60/127
10/19	at N.Y. Jets	43-0	W	47/191
10/26	at Buffalo	35-30	W	79/080
11/2	at Chicago	46-13	W	51,298
11/9	N.Y. JETS	27-7	W	72,896
11/16	at Houston	19-20	L	48,892
11/23	BALTIMORE	17-33	L	61,986
12/1	NEW ENGLAND	20-7	W	61,963
12/7	BUFFALO	31-21	W	74,573
12/14	at Baltimore	7-10 (OT)	L	59,398
12/20	DENVER	14-13	W	43,064

TEAM STATISTICS	MIA.	OPP.
<b>TOTAL FIRST DOWNS</b>	<b>266</b>	<b>224</b>
By Rushing	136	92
By Passing	108	113
By Penalty	22	19
Third Down: Made/Att.	88/191	75/197
<b>TOTAL NET YARDS</b>	<b>4509</b>	<b>3789</b>
Average Per Game	322.1	270.6
Total Plays	896	858
Average Per Play	5.0	4.4
<b>NET YARDS RUSHING</b>	<b>2500</b>	<b>1768</b>
Average Per Game	178.6	126.3
Total Rushes	594	443
<b>NET YARDS PASSING</b>	<b>2009</b>	<b>2021</b>
Average Per Game	143.5	144.4
Tackled/Yards Lost	23/187	40/314
Gross Yards	2196	2335
Attempts/Completions	279/170	375/200
Completion Percentage	60.9	53.3
Had Intercepted	17	21
<b>PUNTS/AVERAGE</b>	<b>65/38.6</b>	<b>72/40.0</b>
<b>PENALTIES/YARDS</b>	<b>74/575</b>	<b>82/716</b>
<b>FUMBLES/BALL LOST</b>	<b>20/9</b>	<b>23/9</b>
<b>TOUCHDOWNS</b>	<b>46</b>	<b>27</b>
By Rushing	26	14
By Passing	19	9
By Returns	1	4

SCORE BY QUARTERS	1	2	3	4	OT	Total
DOLPHINS	44	116	99	98	0	357
OPPONENTS	48	53	45	73	3	222

RUSHING	NO.	YDS.	AVG.	LG	TD
Morris	219	875	4.0	49	4
Nottingham	168	718	4.3	56	12
Bulaich	78	309	4.0	30	5
Malone	65	220	3.4	20	3
Solomon	4	87	21.8	35	0
Ginn	21	78	3.7	14	0
N. Moore	8	69	8.6	36	0
Griese	17	59	3.5	17	1
Strock	6	38	6.3	18	1
Morrall	4	33	8.3	16	0
Winfrey	3	10	3.3	5	0
Seiple	1	4	4.0	4	0
<b>DOLPHINS</b>	<b>594</b>	<b>2500</b>	<b>4.2</b>	<b>56</b>	<b>26</b>
<b>OPPONENTS</b>	<b>443</b>	<b>1768</b>	<b>4.0</b>	<b>39</b>	<b>15</b>

PASSING	ATT.	COMP.	YDS.	PCT.	TD	INT.	LG	SCK/LST	RATING
Griese	191	118	1693	61.8	14	13	79t	16/131	86.6
Strock	45	26	230	57.8	2	2	25	3/29	67.9
Morrall	43	26	273	60.5	3	2	31	4/27	82.7
<b>DOLPHINS</b>	<b>279</b>	<b>170</b>	<b>2196</b>	<b>60.9</b>	<b>19</b>	<b>17</b>	<b>79t</b>	<b>23/187</b>	<b>82.9</b>
<b>OPPONENTS</b>	<b>375</b>	<b>200</b>	<b>2335</b>	<b>53.3</b>	<b>9</b>	<b>21</b>	<b>62t</b>	<b>40/314</b>	<b>57.1</b>

RECEIVING	NO.	YDS.	AVG.	LG	TD
N. Moore	40	705	17.6	79t	4
Bulaich	32	276	8.6	59t	5
Twilley	24	366	15.3	32	4
Solomon	22	339	15.4	58t	2
Mandich	21	217	10.3	32t	4
Seiple	10	84	8.4	15	0
Nottingham	9	66	7.3	18	0
Tillman	5	60	12.0	16	0
Ginn	3	21	7.0	8	0
Malone	2	47	23.5	43	0
Morris	2	15	7.5	10	0
<b>DOLPHINS</b>	<b>170</b>	<b>2196</b>	<b>12.9</b>	<b>79t</b>	<b>19</b>
<b>OPPONENTS</b>	<b>200</b>	<b>2335</b>	<b>11.7</b>	<b>62t</b>	<b>9</b>

INTERCEPTIONS	NO.	YDS.	AVG.	LG	TD
Scott	6	60	10.0	38	0
Johnson	4	41	10.3	17	0
Babb	4	18	4.5	18	0
Matheson	3	32	10.7	22	0
Rhone	2	2	1.0	2	0
Towle	1	16	16.0	16	0
Kolen	1	14	14.0	14	0
<b>DOLPHINS</b>	<b>21</b>	<b>183</b>	<b>8.7</b>	<b>38</b>	<b>0</b>
<b>OPPONENTS</b>	<b>17</b>	<b>214</b>	<b>12.6</b>	<b>50</b>	<b>1</b>

PUNTING	NO.	YDS.	AVG.	LG	BK
Seiple	65	2506	38.6	61	0
<b>DOLPHINS</b>	<b>65</b>	<b>2506</b>	<b>38.6</b>	<b>61</b>	<b>0</b>
<b>OPPONENTS</b>	<b>72</b>	<b>2880</b>	<b>40.0</b>	<b>57</b>	<b>1</b>

PUNT RET.	NO.	YDS.	AVG.	LG	TD
Solomon	26	320	12.3	50t	1
N. Moore	8	80	10.0	29	0
Babb	7	95	13.6	46	0
Scott	1	10	10.0	10	0
Ginn	1	4	4.0	4	0
<b>DOLPHINS</b>	<b>43</b>	<b>509</b>	<b>11.8</b>	<b>50t</b>	<b>1</b>
<b>OPPONENTS</b>	<b>34</b>	<b>373</b>	<b>11.0</b>	<b>83t</b>	<b>1</b>

KICKOFF RET.	NO.	YDS.	AVG.	LG	TD
Solomon	17	348	20.5	31	0
N. Moore	9	243	27.0	42	0
Ginn	9	235	26.1	39	0
Nottingham	3	80	26.7	27	0
Winfrey	1	25	25.0	25	0
Malone	1	18	18.0	18	0
<b>DOLPHINS</b>	<b>40</b>	<b>949</b>	<b>23.7</b>	<b>42</b>	<b>0</b>
<b>OPPONENTS</b>	<b>65</b>	<b>1549</b>	<b>23.8</b>	<b>102t</b>	<b>1</b>

SCORING	Ru	Pa	Rt	PAT	FG	S	2	TP
Yepremian	0	0	0	40/46	13/16	0	0	79
Nottingham	12	0	0	0	0	0	0	72
Bulaich	5	5	0	0	0	0	0	60
Mandich	0	4	0	0	0	0	0	24
N. Moore	0	4	0	0	0	0	0	24
Morris	4	0	0	0	0	0	0	24
Twilley	0	4	0	0	0	0	0	24
Malone	3	0	0	0	0	0	0	18
Solomon	0	2	1	0	0	0	0	18
Griese	1	0	0	0	0	0	0	6
Strock	1	0	0	0	0	0	0	6
Reese	0	0	0	0	0	1	0	2
<b>DOLPHINS</b>	<b>26</b>	<b>19</b>	<b>1</b>	<b>40/46</b>	<b>13/16</b>	<b>1</b>	<b>0</b>	<b>357</b>
<b>OPPONENTS</b>	<b>15</b>	<b>9</b>	<b>3</b>	<b>25/27</b>	<b>11/21</b>	<b>1</b>	<b>0</b>	<b>222</b>

FIELD GOALS	1-19	20-29	30-39	40-49	50+ 1/2
Yepremian	1/1	5/5	6/7	1/2	0/1
<b>DOLPHINS</b>	<b>1/1</b>	<b>5/5</b>	<b>6/7</b>	<b>1/2</b>	<b>0/1</b>
<b>OPPONENTS</b>	<b>0/0</b>	<b>3/5</b>	<b>4/6</b>	<b>4/10</b>	<b>0/0</b>

SACKS
Den Herder 11.0, Crowder 7.5, Reese 7.5, Stanfil 6.5, Matheson 2.0, Andrews 1.5, Johnson 1.0, Kolen 1.0, Rhone 1.0, Swift 1.0
<b>DOLPHINS 40.0, OPPONENTS 23.0</b>

## USUAL STARTERS

OFFENSE
WR - Nat Moore (14)
LG - Wayne Moore (14)
LT - Bob Kuechenberg (14)
C - Jim Langer (14)
RG - Larry Little (14)
RT - Norm Evans (13), *Darryl Carlton (1)
TE - Andre Tillman (8), Jim Mandich (6)
QB - Howard Twilley (8), *Freddie Solomon (5), Jim McFarland (1)
WR - Bob Griese (10), Don Strock (3), Earl Morrall (1)
RB - Mercury Morris (14)
FB - Don Nottingham (13), Norm Bulaich (1)
3WR - *Nat Moore (1)

DEFENSE
LDE - Vern Den Herder (14)
LDT - Randy Crowder (11), Manny Fernandez (3)
RDT - Don Reese (11), Manny Fernandez (1)
RDE - Bill Stanfil (8), *Steve Towle (4), John Andrews (2)
LLB - Doug Swift (13), *Steve Towle (1)
MLB - *Mike Kolen (9), *Steve Towle (4), *Earnie Rhone (1)
RLB - Bob Matheson (13), *Earnie Rhone (1)
LCB - Tim Foley (9), Jeris White (5)
RCB - Curtis Johnson (14)
FS - Jake Scott (11)
SS - Charlie Babb (14)
4LB - *Earnie Rhone (2)

\* Indicates Rookie

# 1976 FINAL STATISTICS (6-8)

DATE	OPPONENT	SCORE	W/L	ATT.
9/13	at Buffalo	30-21	W	77,683
9/19	at New England	14-30	L	46,053
9/26	N.Y. JETS	16-0	W	49,754
10/3	LOS ANGELES	28-31	L	60,753
10/10	at Baltimore	14-28	L	58,832
10/17	KANSAS CITY	17-20 (OT)	L	43,325
10/24	at Tampa Bay	23-20	W	59,155
10/31	NEW ENGLAND	10-3	W	52,863
11/7	at N.Y. Jets	27-7	W	53,344
11/14	at Pittsburgh	3-14	L	48,945
11/22	BALTIMORE	16-17	L	62,104
11/28	at Cleveland	13-17	L	74,715
12/5	BUFFALO	45-27	W	43,475
12/11	MINNESOTA	7-29	L	46,543

TEAM STATISTICS		MIA.	OPP.
<b>TOTAL FIRST DOWNS</b>		<b>267</b>	<b>268</b>
By Rushing		122	125
By Passing		125	131
By Penalty		20	12
Third Down Efficiency		40.3	47.2
<b>TOTAL NET YARDS</b>		<b>4386</b>	<b>5081</b>
Average Per Game		313.3	362.9
Total Plays		874	892
Average Per Play		5.0	5.7
<b>NET YARDS RUSHING</b>		<b>2118</b>	<b>2411</b>
Average Per Game		151.3	172.2
Total Rushes		491	525
<b>NET YARDS PASSING</b>		<b>2268</b>	<b>2670</b>
Average Per Game		162.0	190.7
Tackled/Yards Lost		37/336	20/193
Gross Yards		2604	2863
Attempts/Completions		346/193	347/195
Completion Percentage		55.8	56.2
Had Intercepted		15	11
<b>PUNTS/AVERAGE</b>		<b>62/38.2</b>	<b>63/41.1</b>
<b>PENALTIES/YARDS</b>		<b>70/582</b>	<b>94/716</b>
<b>FUMBLES/BALL LOST</b>		<b>14/8</b>	<b>31/18</b>
<b>TOUCHDOWNS</b>		<b>31</b>	<b>34</b>
By Rushing		15	14
By Passing		15	20
By Returns		1	0

SCORE BY QUARTERS	1	2	3	4	OT	Total
DOLPHINS	27	98	64	74	0	263
OPPONENTS	31	93	62	75	3	264

RUSHING	NO.	YDS.	AVG.	LG	TD
Malone	186	797	4.3	31	4
Bulaich	122	540	4.4	35	4
Winfrey	52	205	3.9	13	1
Nottingham	63	185	2.9	13	3
Griese	23	108	4.7	26	0
Davis	31	160	5.2	57	1
N. Moore	4	36	9.0	21	0
Seiple	3	14	4.7	7	0
Solomon	4	60	15.0	59	1
Strock	2	13	6.5	11	1
Heath	1	0	0.0	0	0
<b>DOLPHINS</b>	<b>491</b>	<b>2118</b>	<b>4.3</b>	<b>59</b>	<b>15</b>
<b>OPPONENTS</b>	<b>525</b>	<b>2411</b>	<b>4.6</b>	<b>75</b>	<b>14</b>

RECEIVING	NO.	YDS.	AVG.	LG	TD
N. Moore	33	625	18.9	67	4
Bulaich	28	151	5.4	25	0
Solomon	27	453	16.8	53	2
Harris	22	372	16.9	44	1
Mandich	22	260	11.8	31	4
Twilley	14	214	15.3	39	1
Tillman	13	130	10.0	16	1
Seiple	10	138	13.8	25	1
Malone	9	103	11.4	36	0
Winfrey	6	55	9.2	16	1
Nottingham	4	33	8.3	29	0
Davis	2	8	4.0	6	0
McCreary	2	51	25.5	30	0
Holmes	1	11	11.0	11	0
<b>DOLPHINS</b>	<b>193</b>	<b>2604</b>	<b>13.5</b>	<b>67</b>	<b>15</b>
<b>OPPONENTS</b>	<b>195</b>	<b>2863</b>	<b>14.7</b>	<b>64</b>	<b>20</b>

INTERCEPTIONS	NO.	YDS.	AVG.	LG	TD
Ellis	2	40	20.0	40	0
Matheson	2	34	17.0	34	0
Babb	2	20	10.0	20	0
White	2	4	2.0	4	0
Anderson	1	32	32.0	32	0
Johnson	1	14	14.0	14	0
Salter	1	0	0.0	0	0
<b>DOLPHINS</b>	<b>11</b>	<b>144</b>	<b>13.1</b>	<b>40</b>	<b>0</b>
<b>OPPONENTS</b>	<b>15</b>	<b>128</b>	<b>8.5</b>	<b>33</b>	<b>0</b>

PUNTING	NO.	YDS.	AVG.	LG	BK
Seiple	62	2366	38.2	56	0
<b>DOLPHINS</b>	<b>62</b>	<b>2366</b>	<b>38.2</b>	<b>56</b>	<b>0</b>
<b>OPPONENTS</b>	<b>63</b>	<b>2593</b>	<b>41.2</b>	<b>56</b>	<b>0</b>

PUNT RET.	NO.	YDS.	AVG.	LG	TD
Solomon	13	205	15.8	79	1
Harris	9	79	8.7	16	0
N. Moore	8	72	9.0	23	0
Babb	3	38	12.7	25	0
Anderson	2	21	10.5	11	0
<b>DOLPHINS</b>	<b>35</b>	<b>415</b>	<b>11.9</b>	<b>79</b>	<b>1</b>
<b>OPPONENTS</b>	<b>34</b>	<b>272</b>	<b>8.0</b>	<b>28</b>	<b>0</b>

KICKOFF RET.	NO.	YDS.	AVG.	LG	TD
Davis	26	617	23.7	47	0
Harris	17	559	32.9	69	0
Nottingham	6	107	17.8	21	0
N. Moore	2	28	14.0	28	0
Winfrey	2	24	12.0	13	0
Solomon	1	12	12.0	12	0
Tillman	1	0	0.0	0	0
<b>DOLPHINS</b>	<b>55</b>	<b>1347</b>	<b>24.5</b>	<b>69</b>	<b>0</b>
<b>OPPONENTS</b>	<b>57</b>	<b>1231</b>	<b>21.6</b>	<b>79</b>	<b>0</b>

SCORING	Ru	Pa	Rt	PAT	FG	S	2	TP
Yepronian	0	0	0	29/31	16/23	0	0	77
Bulaich	4	0	0	0	0	0	0	24
Malone	4	0	0	0	0	0	0	24
Mandich	0	4	0	0	0	0	0	24
N. Moore	0	4	0	0	0	0	0	24
Solomon	1	2	1	0	0	0	0	24
Nottingham	3	0	0	0	0	0	0	18
Winfrey	1	1	0	0	0	0	0	12
Davis	1	0	0	0	0	0	0	6
Harris	0	1	0	0	0	0	0	6
Seiple	0	1	0	0	0	0	0	6
Strock	1	0	0	0	0	0	0	6
Tillman	0	1	0	0	0	0	0	6
Twilley	0	1	0	0	0	0	0	6
<b>DOLPHINS</b>	<b>15</b>	<b>15</b>	<b>29/31</b>	<b>16/23</b>	<b>0</b>	<b>0</b>	<b>0</b>	<b>263</b>
<b>OPPONENTS</b>	<b>14</b>	<b>20</b>	<b>0</b>	<b>30/34</b>	<b>10/21</b>	<b>0</b>	<b>0</b>	<b>264</b>

FIELD GOALS	1-19	20-29	30-39	40-49	50+
Yepronian	0/0	9/10	2/4	4/8	1/1
<b>DOLPHINS</b>	<b>0/0</b>	<b>9/10</b>	<b>2/4</b>	<b>4/8</b>	<b>1/1</b>
<b>OPPONENTS</b>	<b>2/2</b>	<b>4/8</b>	<b>2/5</b>	<b>2/6</b>	<b>0/0</b>

SACKS
Reese 4.0, Stanfil 4.0, Den Herder 3.0, Andrews 2.0, Crowder 2.0, Buoniconti 1.0, Heinz 1.0, Matheson 1.0, Towle 1.0, Babb 0.5, Gordon 0.5.
<b>DOLPHINS 20.0, OPPONENTS 37.0</b>

USUAL STARTERS	
<b>OFFENSE</b>	
WR	- Nat Moore (9), *Duriel Harris (1), Freddie Solomon (1)
LT	- Wayne Moore (14)
LG	- Bob Kuechenberg (10), Ed Newman (4)
C	- Jim Langer (14)
RG	- Larry Little (10), Ed Newman (4)
RT	- Darryl Carlton (8), Larry Little (4), Tom Drougas (2)
TE	- Andre Tillman (14)
WR	- Freddie Solomon (7), Howard Twilley (6), *Duriel Harris (1)
QB	- Bob Griese (13), Don Strock (1)
RB	- Benny Malone (12), Norm Bulaich (1), *Gary Davis (1)
FB	- Don Nottingham (8), Norm Bulaich (6)
ZTE	- Jim Mandich (3)
<b>DEFENSE</b>	
LDE	- Vern Den Herder (14)
LDT	- Randy Crowder (14)
RDT	- Don Reese (7), Bob Heinz (4), John Andrews (1)
RDE	- Bill Stanfil (7), John Andrews (4), Don Reese (2), Bob Heinz (1)
LLB	- *Larry Gordon (14)
MLB	- Steve Towle (12), Nick Buoniconti (2)
RLB	- Bob Matheson (11), Steve Towle (2), John Andrews (1)
LCB	- Jerris White (14)
RCB	- Curtis Johnson (9), Ken Ellis (3), Tim Foley (2)
SS	- Charlie Babb (14)
FS	- Barry Hill (6), Bryant Salter (6), Ken Ellis (2)
4LB	- Nick Buoniconti (2)

\* Indicates Rookie

PASSING	ATT.	COMP.	YDS.	PCT.	TD	INT.	LG	SCK/LST	RATING
Griese	272	162	2097	59.6	11	12	47	30/266	78.9
Strock	47	21	359	44.7	3	2	53	4/41	74.6
Morrall	26	10	148	38.5	1	1	67	3/29	54.7
Solomon	1	0	0	0.0	0	0	0	0.0	39.6
<b>DOLPHINS</b>	<b>346</b>	<b>193</b>	<b>2604</b>	<b>55.8</b>	<b>15</b>	<b>15</b>	<b>67</b>	<b>37/336</b>	<b>76.4</b>
<b>OPPONENTS</b>	<b>347</b>	<b>195</b>	<b>2863</b>	<b>56.2</b>	<b>20</b>	<b>11</b>	<b>64</b>	<b>20/193</b>	<b>89.0</b>

# 1977 FINAL STATISTICS (10-4)

DATE	OPPONENT	SCORE	W/L	ATT.
9/18	at Buffalo	13-0	W	76/097
9/25	at San Francisco	19-15	W	40,503
10/2	HOUSTON	27-7	W	49,619
10/9	at Baltimore	28-45	L	57,005
10/16	N.Y. JETS	21-17	W	43,446
10/23	SEATTLE	31-13	W	29,858
10/30	SAN DIEGO	13-14	L	40,670
11/6	at N.Y. Jets	14-10	W	51,582
11/13	NEW ENGLAND	17-5	W	67,502
11/20	at Cincinnati	17-23	L	46,733
11/24	at St. Louis	55-14	W	50,269
12/5	BALTIMORE	17-6	W	68,977
12/11	at New England	10-14	L	61,064
12/17	BUFFALO	31-14	W	39,626

TEAM STATISTICS	MIA.	OPP.
<b>TOTAL FIRST DOWNS</b>	<b>267</b>	<b>227</b>
By Rushing	143	101
By Passing	107	117
By Penalty	17	9
Third Down: Made/Att.	78/172	88/199
<b>TOTAL NET YARDS</b>	<b>4327</b>	<b>3982</b>
Average Per Game	309.1	284.4
Total Plays	866	901
Average Per Play	5.0	4.4
<b>NET YARDS RUSHING</b>	<b>2366</b>	<b>1749</b>
Average Per Game	169.0	124.9
Total Rushes	519	467
<b>NET YARDS PASSING</b>	<b>1961</b>	<b>2233</b>
Average Per Game	140.1	159.5
Tackled/Yards Lost	36/303	20/160
Gross Yards	2264	2393
Attempts/Completions	311/182	414/226
Completion Percentage	58.5	54.6
Had Intercepted	14	15
<b>PUNTS/AVERAGE</b>	<b>58/36.9</b>	<b>67/38.5</b>
<b>PENALTIES/YARDS</b>	<b>59/432</b>	<b>82/644</b>
<b>FUMBLES/BALL LOST</b>	<b>22/13</b>	<b>37/18</b>
<b>TOUCHDOWNS</b>	<b>41</b>	<b>23</b>
By Rushing	18	12
By Passing	22	10
By Returns	1	1

SCORE BY QUARTERS	1	2	3	4	OT	Total
DOLPHINS	86	113	60	54	0	313
OPPONENTS	52	48	33	64	0	197

RUSHING	NO.	YDS.	AVG.	LG	TD
Malone	129	615	4.8	66t	5
Davis	126	533	4.2	60t	2
L. Harris	91	417	4.6	77t	4
Bulaich	91	416	4.6	29	4
Nottingham	44	214	4.9	13	2
Moore	14	89	6.4	24	1
Solomon	6	43	7.2	14	0
Griese	16	30	1.9	13	0
T. Anderson	1	11	11.0	11	0
Michel	1	-2	-2.0	-2	0
<b>DOLPHINS</b>	<b>519</b>	<b>2366</b>	<b>4.6</b>	<b>77t</b>	<b>18</b>
<b>OPPONENTS</b>	<b>467</b>	<b>1749</b>	<b>3.7</b>	<b>64t</b>	<b>12</b>

PASSING	ATT.	COMP.	YDS.	PCT.	TD	INT.	LG	SCK/LST	RATING
Griese	307	180	2252	58.6	22	13	73t	36/303	87.7
Strock	4	2	12	50.0	0	1	9	0/0	16.7
<b>DOLPHINS</b>	<b>311</b>	<b>182</b>	<b>2264</b>	<b>58.5</b>	<b>22</b>	<b>14</b>	<b>73t</b>	<b>36/303</b>	<b>86.1</b>
<b>OPPONENTS</b>	<b>414</b>	<b>226</b>	<b>2393</b>	<b>54.6</b>	<b>10</b>	<b>15</b>	<b>47</b>	<b>20/160</b>	<b>64.6</b>

RECEIVING	NO.	YDS.	AVG.	LG	TD
Moore	52	765	14.7	73t	12
D. Harris	34	601	17.7	47	5
Bulaich	25	180	7.2	14	0
Tillman	17	169	10.0	37t	2
Davis	14	151	10.8	32	1
Solomon	12	181	15.1	54t	1
Nottingham	8	58	7.3	16	0
L. Harris	7	29	4.1	11	0
Mandich	6	63	10.5	15	0
Malone	4	58	14.5	35	0
McCreary	2	10	5.0	9	1
Seiple	1	-1	-1.0	-1	0
<b>DOLPHINS</b>	<b>182</b>	<b>2264</b>	<b>12.4</b>	<b>73t</b>	<b>22</b>
<b>OPPONENTS</b>	<b>226</b>	<b>2393</b>	<b>10.6</b>	<b>47</b>	<b>10</b>

INTERCEPTIONS	NO.	YDS.	AVG.	LG	TD
Johnson	4	35	8.8	19	0
Thomas	3	23	7.7	23	0
Foley	3	17	5.7	17	0
Gordon	1	27	27.0	27	0
Babb	1	15	15.0	15	0
Matheson	1	7	7.0	7	0
Roberson	1	0	0.0	0	0
Volk	1	0	0.0	0	0
<b>DOLPHINS</b>	<b>15</b>	<b>124</b>	<b>8.3</b>	<b>27</b>	<b>0</b>
<b>OPPONENTS</b>	<b>14</b>	<b>238</b>	<b>17.0</b>	<b>34</b>	<b>0</b>

PUNTING	NO.	YDS.	AVG.	LG	BK
Michel	35	1338	38.2	61	0
Seiple	22	801	36.4	54	1
<b>DOLPHINS</b>	<b>58</b>	<b>2139</b>	<b>36.9</b>	<b>61</b>	<b>1</b>
<b>OPPONENTS</b>	<b>67</b>	<b>2581</b>	<b>38.5</b>	<b>60</b>	<b>0</b>

PUNT RET.	NO.	YDS.	AVG.	LG	TD
Solomon	32	285	8.9	39	0
D. Anderson	4	3	0.7	3	0
Babb	2	10	5.0	7	0
Davis	1	11	11.0	11	0
T. Anderson	1	6	6.0	6	0
<b>DOLPHINS</b>	<b>40</b>	<b>315</b>	<b>7.9</b>	<b>39</b>	<b>0</b>
<b>OPPONENTS</b>	<b>29</b>	<b>267</b>	<b>9.2</b>	<b>49</b>	<b>0</b>

KICKOFF RET.	NO.	YDS.	AVG.	LG	TD
Davis	14	414	29.6	73	0
Solomon	10	273	27.3	90t	1
T. Anderson	7	167	23.9	40	0
D. Harris	4	91	22.8	31	0
Nottingham	2	36	18.0	18	0
McCreary	1	30	30.0	30	0
<b>DOLPHINS</b>	<b>58</b>	<b>1011</b>	<b>26.6</b>	<b>90t</b>	<b>1</b>
<b>OPPONENTS</b>	<b>59</b>	<b>1281</b>	<b>21.7</b>	<b>32</b>	<b>0</b>

SCORING	Ru	Pa	Rt	PAT	FG	S	2	TP
Moore	1	12	0	0	0	0	0	78
Yepremian	0	0	0	37/41	10/22	0	0	67
D. Harris	0	5	0	0	0	0	0	30
Malone	5	0	0	0	0	0	0	30
Bulaich	4	0	0	0	0	0	0	24
L. Harris	4	0	0	0	0	0	0	24
Davis	2	1	0	0	0	0	0	18
Nottingham	2	0	0	0	0	0	0	12
Solomon	0	1	1	0	0	0	0	12
Tillman	0	2	0	0	0	0	0	12
McCreary	0	1	0	0	0	0	0	6
Michel	0	0	0	0/1	0	0	0	0
<b>DOLPHINS</b>	<b>18</b>	<b>22</b>	<b>1</b>	<b>37/42</b>	<b>10/22</b>	<b>0</b>	<b>0</b>	<b>313</b>
<b>OPPONENTS</b>	<b>12</b>	<b>10</b>	<b>1</b>	<b>21/23</b>	<b>12/20</b>	<b>0</b>	<b>0</b>	<b>197</b>

FIELD GOALS	1-19	20-29	30-39	40-49	50+
Yepremian	0/0	3/4	5/7	2/9	0/2
<b>DOLPHINS</b>	<b>0/0</b>	<b>3/4</b>	<b>5/7</b>	<b>2/9</b>	<b>0/2</b>
<b>OPPONENTS</b>	<b>1/1</b>	<b>2/2</b>	<b>4/5</b>	<b>5/10</b>	<b>0/2</b>

SACKS
Duhe 7.0, Baumhower 4.0, Bokamper 2.5, Gordon 2.0, Matheson 2.0, Den Herder 1.5, Babb 1.0.
<b>DOLPHINS 20.0, OPPONENTS 36.0</b>

## USUAL STARTERS

OFFENSE
WR - Nat Moore (14)
LT - Wayne Moore (14)
LG - Bob Kuechenberg (12), Ed Newman (2)
C - Jim Langer (14)
RG - Larry Little (13), Ed Newman (1)
RT - Mike Current (14)
TE - Andre Tillman (14)
WR - Freddie Solomon (6), Duriel Harris (4)
QB - Bob Griese (14)
RB - Benny Malone (8), Gary Davis (6)
FB - Norm Bulaich (7), *Leroy Harris (5), Don Nottingham (2)
ZTE - Laird McCreary (4)
DEFENSE
LDE - Vern Den Herder (11), Bob Heinz (3)
NT - *Bob Baumhower (14)
RDE - *A.J. Duhe (14)
LOLB - Kim Bokamper (14)
ILB - Steve Towle (7), Mike Kolen (5), Rusty Chambers (2)
RILB - Bob Matheson (9), Steve Towle (5)
ROLB - Larry Gordon (14)
LCB - Norris Thomas (10), Tim Foley (4)
RCB - Curtis Johnson (14)
SS - Tim Foley (10), Dick Anderson (4)
FS - Vern Roberson (9), Charlie Babb (4), Rick Volk (1)

\* Indicates Rookie

# 1978 FINAL STATISTICS (11-5)

DATE	OPPONENT	SCORE	W/L	ATT.
9/3	at N.Y. Jets	20-33	L	49,598
9/10	at Baltimore	42-0	W	46,426
9/17	BUFFALO	31-24	W	48,373
9/24	at Philadelphia	3-17	L	62,998
10/1	ST. LOUIS	24-10	W	43,882
10/9	CINCINNATI	21-0	W	54,729
10/15	at San Diego	28-21	W	50,637
10/22	at New England	24-33	L	60,424
10/29	BALTIMORE	26-8	W	53,524
11/5	DALLAS	23-16	W	70,414
11/12	at Buffalo	25-24	W	48,623
11/20	at Houston	30-35	L	50,290
11/26	N.Y. JETS	13-24	L	49,255
12/3	at Washington	16-0	W	52,860
12/10	OAKLAND	23-6	W	73,003
12/18	NEW ENGLAND	23-3	W	72,071

TEAM STATISTICS		MIA.	OPP.
<b>TOTAL FIRST DOWNS</b>		<b>270</b>	<b>298</b>
By Rushing	119	120	
By Passing	135	156	
By Penalty	16	22	
Third Down: Made/Att.	98/215	88/205	
<b>TOTAL NET YARDS</b>	<b>4835</b>	<b>5169</b>	
Average Per Game	302.2	323.1	
Total Plays	954	1021	
Average Per Play	5.1	5.1	
<b>NET YARDS RUSHING</b>	<b>2366</b>	<b>2261</b>	
Average Per Game	147.9	141.3	
Total Rushes	548	543	
<b>NET YARDS PASSING</b>	<b>2469</b>	<b>2908</b>	
Average Per Game	154.3	181.8	
Tackled/Yards Lost	27/238	41/343	
Gross Yards	2707	3251	
Attempts/Completions	379/226	437/256	
Completion Percentage	59.6	58.6	
Had Intercepted	18	32	
<b>PUNTS/AVERAGE</b>	<b>81/40.3</b>	<b>74/37.0</b>	
<b>PENALTIES/YARDS</b>	<b>74/603</b>	<b>99/865</b>	
<b>FUMBLES/BALL LOST</b>	<b>24/12</b>	<b>37/21</b>	
<b>TOUCHDOWNS</b>	<b>45</b>	<b>30</b>	
By Rushing	18	15	
By Passing	24	15	
By Returns	3	0	

SCORE BY QUARTERS	1	2	3	4	OT	Total
DOLPHINS	101	126	68	77	0	372
OPPONENTS	24	87	64	79	0	254

RUSHING	NO.	YDS.	AVG.	LG	TD
Williams	272	1258	4.6	58t	8
L. Harris	123	512	4.2	51	2
Davis	62	313	5.0	65t	3
Bulaich	40	196	4.9	63	2
Braxton	20	48	2.4	15	2
Strock	10	23	2.3	12	0
Malone	6	18	3.0	7	1
Griese	9	10	1.1	9	0
Benjamin	1	-2	-2.0	-2	0
Moore	4	-3	-0.8	3	0
Roberts	1	-7	-7.0	-7	0
<b>DOLPHINS</b>	<b>548</b>	<b>2366</b>	<b>4.3</b>	<b>65t</b>	<b>18</b>
<b>OPPONENTS</b>	<b>543</b>	<b>2261</b>	<b>4.2</b>	<b>81t</b>	<b>15</b>

PASSING	ATT.	COMP.	YDS.	PCT.	TD	INT.	LG	SCK/LST	RATING
Griese	235	148	1791	63.0	11	11	63t	18/165	82.4
Strock	135	72	825	53.3	12	6	57	9/73	83.3
Benjamin	8	6	91	75.0	1	1	43	0/0	112.0
Williams	1	0	0	0.0	0	0	0	0/0	39.6
<b>DOLPHINS</b>	<b>379</b>	<b>226</b>	<b>2707</b>	<b>59.6</b>	<b>24</b>	<b>18</b>	<b>63t</b>	<b>27/238</b>	<b>82.9</b>
<b>OPPONENTS</b>	<b>437</b>	<b>256</b>	<b>3251</b>	<b>58.6</b>	<b>15</b>	<b>32</b>	<b>92t</b>	<b>41/343</b>	<b>62.8</b>

RECEIVING	NO.	YDS.	AVG.	LG	TD
Moore	48	645	13.5	47	10
D. Harris	45	654	14.5	63t	3
Tillman	31	398	12.8	33t	3
L. Harris	25	211	8.4	57	0
Davis	24	218	9.1	34	0
Williams	18	192	10.7	42	0
Bulaich	16	92	5.8	22	0
Cefalo	6	145	24.2	43	3
Braxton	4	47	11.8	19	2
Hardy	4	32	8.0	15	2
McCreary	3	27	9.0	12	2
Rather	1	39	39.0	39	0
Den Herder	1	7	7.0	7t	1
<b>DOLPHINS</b>	<b>226</b>	<b>2707</b>	<b>12.0</b>	<b>63t</b>	<b>24</b>
<b>OPPONENTS</b>	<b>256</b>	<b>3251</b>	<b>12.7</b>	<b>92t</b>	<b>15</b>

INTERCEPTIONS	NO.	YDS.	AVG.	LG	TD
Foley	6	12	2.0	8	0
Small	4	157	39.3	46t	1
Volk	4	42	10.5	24	0
Babb	3	61	20.3	36	0
Gordon	3	35	11.7	22	0
Johnson	3	-2	-0.7	0	0
Thomas	2	63	31.5	53t	1
Rhone	2	4	2.0	4	0
Chambers	1	49	49.0	49	0
Cornelius	1	21	21.0	21	0
Towle	1	14	14.0	14	0
Bokamper	1	2	2.0	2	0
Baumhower	1	0	0.0	0	0
<b>DOLPHINS</b>	<b>32</b>	<b>458</b>	<b>14.3</b>	<b>53t</b>	<b>2</b>
<b>OPPONENTS</b>	<b>18</b>	<b>224</b>	<b>12.4</b>	<b>33</b>	<b>0</b>

PUNTING	NO.	YDS.	AVG.	LG	BK
Roberts	81	3263	40.3	59	0
<b>DOLPHINS</b>	<b>81</b>	<b>3263</b>	<b>40.3</b>	<b>59</b>	<b>0</b>
<b>OPPONENTS</b>	<b>74</b>	<b>2741</b>	<b>37.0</b>	<b>58</b>	<b>2</b>

PUNT RET.	NO.	YDS.	AVG.	LG	TD
Cefalo	28	232	8.3	26	0
Babb	9	57	6.3	14	0
Davis	2	36	18.0	25	0
Moore	1	11	11.0	11	0
Cornelius	1	5	5.0	5	0
<b>DOLPHINS</b>	<b>41</b>	<b>341</b>	<b>8.3</b>	<b>26</b>	<b>0</b>
<b>OPPONENTS</b>	<b>42</b>	<b>303</b>	<b>7.2</b>	<b>34</b>	<b>0</b>

KICKOFF RET.	NO.	YDS.	AVG.	LG	TD
D. Harris	29	657	22.7	53	0
Davis	13	251	19.3	27	0
Anderson	7	157	22.4	31	0
Cefalo	2	40	20.0	21	0
Hardy	2	27	13.5	15	0
<b>DOLPHINS</b>	<b>53</b>	<b>1132</b>	<b>21.4</b>	<b>53</b>	<b>0</b>
<b>OPPONENTS</b>	<b>70</b>	<b>1459</b>	<b>20.8</b>	<b>39</b>	<b>0</b>

SCORING	Ru	Pa	Rt	PAT	FG	S	2	TP
Yepremian	0	0	0	41/45	19/23	0	0	98
Moore	0	10	0	0	0	0	0	60
Williams	8	0	0	0	0	0	0	48
Cefalo	0	3	0	0	0	0	0	18
Davis	3	0	0	0	0	0	0	18
D. Harris	0	3	0	0	0	0	0	18
Tillman	0	3	0	0	0	0	0	18
Braxton	2	0	0	0	0	0	0	12
Bulaich	2	0	0	0	0	0	0	12
Hardy	0	2	0	0	0	0	0	12
Harris	2	0	0	0	0	0	0	12
McCreary	0	2	0	0	0	0	0	12
Baumhower	0	1	0	0	0	0	0	6
Den Herder	0	1	0	0	0	0	0	6
Malone	1	0	0	0	0	0	0	6
Small	0	0	1	0	0	0	0	6
Thomas	0	0	1	0	0	0	0	6
Bokamper	0	0	0	0	0	1	0	2
Duhe	0	0	0	0	0	1	0	2
<b>DOLPHINS</b>	<b>18</b>	<b>24</b>	<b>3</b>	<b>41/45</b>	<b>19/23</b>	<b>2</b>	<b>0</b>	<b>372</b>
<b>OPPONENTS</b>	<b>15</b>	<b>15</b>	<b>0</b>	<b>28/30</b>	<b>14/21</b>	<b>1</b>	<b>0</b>	<b>254</b>

FIELD GOALS	1-19	20-29	30-39	40-49	50+
Yepremian	0/0	4/5	10/11	5/7	0/0
<b>DOLPHINS</b>	<b>0/0</b>	<b>4/5</b>	<b>10/11</b>	<b>5/7</b>	<b>0/0</b>
<b>OPPONENTS</b>	<b>1/1</b>	<b>4/6</b>	<b>6/8</b>	<b>3/6</b>	<b>0/0</b>

SACKS	Player	Yards	
Den Herder	9.0, Bokamper	8.0, Duhe	8.0,
Gordon	4.5, Better	4.0, Chambers	1.5,
Baumhower	1.5, Matheson	1.5, Babb	1.0,
Barisich	1.0, Simpson	1.0,	
<b>DOLPHINS</b>	<b>41.0</b> ,	<b>OPPONENTS</b>	<b>27.0</b>

## USUAL STARTERS

OFFENSE	
WR	- Nat Moore (15), *Jimmy Cefalo (1)
LT	- Wayne Moore (9), Bob Kuechenberg (7)
LG	- Bob Kuechenberg (8), Ed Newman (8)
C	- Jim Langer (16)
RG	- Larry Little (15), Ed Newman (1)
RT	- Mike Current (15), Wayne Moore (1)
TE	- Andre Tillman (16)
WR	- Duriel Harris (15)
QB	- Bob Griese (9), Don Strock (7)
RB	- Delvin Williams (15), Gary Davis (1)
FB	- Leroy Harris (11), Norm Bulaich (3), Jim Braxton (2)
2TE	- Loaird McCreary (1)

DEFENSE	
LDE	- Vern Den Herder (16)
NT	- Bob Baumhower (16)
RDE	- A.J. Duhe (10), *Doug Better (6)
LOLB	- Kim Bokamper (16)
LILB	- Steve Towle (10), Rusty Chambers (6)
RILB	- Rusty Chambers (9), Bob Matheson (3), Steve Towle (3), Earnie Rhone (1)
ROLB	- Larry Gordon (15), Earnie Rhone (1)
LCB	- Norris Thomas (16)
RCB	- Curtis Johnson (12), *Gerald Small (4)
SS	- Tim Foley (16)
FS	- Rick Volk (13), Charlie Babb (3)

\* Indicates Rookie

# 1979 FINAL STATISTICS (10-6)

DATE	OPPONENT	SCORE	W/L	ATT.
9/2	at Buffalo	9-7	W	69,441
9/9	SEATTLE	19-10	W	56,233
9/16	at Minnesota	27-12	W	44,187
9/23	CHICAGO	31-16	W	66,011
9/30	at N.Y. Jets	27-33	L	51,496
10/8	at Oakland	3-13	L	52,419
10/14	BUFFALO	17-7	W	45,597
10/21	at New England	13-28	L	61,096
10/28	GREEN BAY	27-7	W	47,741
11/5	HOUSTON	6-9	L	70,273
11/11	BALTIMORE	19-0	W	50,193
11/18	at Cleveland	24-30 (OT)	L	80,374
11/25	at Baltimore	28-24	W	69,016
11/29	NEW ENGLAND	39-24	W	36,174
12/9	at Detroit	28-10	W	78,087
12/15	N.Y. JETS	24-27	L	49,915

TEAM STATISTICS		MIA.	OPP.
<b>TOTAL FIRST DOWNS</b>	<b>297</b>	<b>238</b>	
By Rushing	126	87	
By Passing	140	135	
By Penalty	31	16	
Third Down: Made/Att.	99/205	96/213	
<b>TOTAL NET YARDS</b>	<b>4950</b>	<b>4439</b>	
Average Per Game	309.4	277.4	
Total Plays	1006	938	
Average Per Play	4.9	4.7	
<b>NET YARDS RUSHING</b>	<b>2187</b>	<b>1702</b>	
Average Per Game	136.7	106.4	
Total Rushes	561	484	
<b>NET YARDS PASSING</b>	<b>2763</b>	<b>2737</b>	
Average Per Game	172.7	171.1	
Tackled/Yards Lost	29/255	36/314	
Gross Yards	3018	3051	
Attempts/Completions	416/235	418/230	
Completion Percentage	56.5	55.0	
Had Intercepted	22	23	
<b>PUNTS/AVERAGE</b>	<b>71/39.5</b>	<b>77/37.9</b>	
<b>PENALTIES/YARDS</b>	<b>79/651</b>	<b>107/834</b>	
<b>FUMBLES/BALL LOST</b>	<b>27/15</b>	<b>29/15</b>	
<b>TOUCHDOWNS</b>	<b>40</b>	<b>31</b>	
By Rushing	19	9	
By Passing	20	17	
By Returns	1	5	

SCORE BY QUARTERS	1	2	3	4	OT	Total
DOLPHINS	71	75	80	115	0	341
OPPONENTS	24	71	87	69	6	257

RUSHING	NO.	YDS.	AVG.	LG	TD
Csonka	220	837	3.8	22	12
Williams	184	703	3.8	39	3
Davis	98	383	3.9	42	1
Nathan	16	68	4.2	18	0
Torrey	13	61	4.7	17	1
Bulaich	9	37	4.1	9	2
Griese	11	30	2.7	18	0
Moore	3	22	7.3	18	0
Harris	1	20	20.0	20	0
Howell	3	8	2.7	5	0
<b>DOLPHINS</b>	<b>561</b>	<b>2187</b>	<b>3.9</b>	<b>42</b>	<b>19</b>
<b>OPPONENTS</b>	<b>484</b>	<b>1702</b>	<b>3.5</b>	<b>30</b>	<b>9</b>

PASSING	ATT.	COMP.	YDS.	PCT.	TD	INT.	LG	SCK/LST	RATING
Griese	310	176	2160	56.8	14	16	51	26/221	72.0
Strock	100	56	830	56.0	6	6	53	2/22	78.3
Benjamin	4	3	28	75.0	0	0	17	1/10	93.8
Hardy	1	0	0	0.0	0	0	0	0/0	39.6
Williams	1	0	0	0.0	0	0	0	0/0	39.6
<b>DOLPHINS</b>	<b>416</b>	<b>235</b>	<b>3018</b>	<b>56.5</b>	<b>20</b>	<b>22</b>	<b>53</b>	<b>29/255</b>	<b>73.3</b>
<b>OPPONENTS</b>	<b>418</b>	<b>230</b>	<b>3051</b>	<b>55.0</b>	<b>17</b>	<b>23</b>	<b>78t</b>	<b>36/314</b>	<b>69.0</b>

RECEIVING	NO.	YDS.	AVG.	LG	TD
Moore	48	840	17.5	53	6
Harris	42	798	19.0	51	3
Davis	34	215	6.3	18	0
Hardy	30	386	12.8	28	3
Williams	21	175	8.3	38	1
Nathan	17	213	12.5	35	2
Csonka	16	75	4.7	18	1
Cefalo	12	223	18.6	30	3
Bulaich	8	53	6.6	13	1
Howell	3	23	7.7	11	0
Lee	2	14	7.0	10	0
Torrey	2	3	1.5	8	0
<b>DOLPHINS</b>	<b>235</b>	<b>3018</b>	<b>12.8</b>	<b>53</b>	<b>20</b>
<b>OPPONENTS</b>	<b>230</b>	<b>3051</b>	<b>13.3</b>	<b>78t</b>	<b>17</b>

INTERCEPTIONS	NO.	YDS.	AVG.	LG	TD
Colzie	5	86	17.2	56	0
Small	5	74	14.8	40	0
Gordon	2	33	16.5	33	0
Thomas	2	29	14.5	24	0
Rhone	2	17	8.5	10	0
Foley	2	8	4.0	8	0
Matheson	1	28	28.0	28	0
Chambers	1	4	4.0	4	0
Babb	1	3	3.0	3	0
Bokamper	1	3	3.0	3	0
Towle	1	0	0.0	0	0
<b>DOLPHINS</b>	<b>23</b>	<b>285</b>	<b>12.4</b>	<b>56</b>	<b>0</b>
<b>OPPONENTS</b>	<b>22</b>	<b>382</b>	<b>17.4</b>	<b>58t</b>	<b>3</b>

PUNTING	NO.	YDS.	AVG.	LG	BK
Roberts	69	2772	40.2	68	1
von Schamann	1	31	31.0	31	0
<b>DOLPHINS</b>	<b>71</b>	<b>2803</b>	<b>39.5</b>	<b>68</b>	<b>1</b>
<b>OPPONENTS</b>	<b>77</b>	<b>2919</b>	<b>37.9</b>	<b>60</b>	<b>0</b>

PUNT RET.	NO.	YDS.	AVG.	LG	TD
Nathan	28	306	10.9	86t	1
Kozlowski	3	21	7.0	11	0
Cefalo	2	10	5.0	10	0
Babb	1	0	0.0	0	0
<b>DOLPHINS</b>	<b>34</b>	<b>337</b>	<b>9.9</b>	<b>86t</b>	<b>1</b>
<b>OPPONENTS</b>	<b>25</b>	<b>131</b>	<b>5.2</b>	<b>34</b>	<b>0</b>

KICKOFF RET.	NO.	YDS.	AVG.	LG	TD
Nathan	45	1016	22.6	43	0
Kozlowski	4	85	21.2	22	0
Davis	2	27	13.5	16	0
Bessillieu	0	20	-	20	0
<b>DOLPHINS</b>	<b>51</b>	<b>1148</b>	<b>22.5</b>	<b>43</b>	<b>0</b>
<b>OPPONENTS</b>	<b>69</b>	<b>1518</b>	<b>22.0</b>	<b>55</b>	<b>0</b>

SCORING	Ru	Pa	Rt	PAT	FG	S	2	TP
von Schamann	0	0	0	36/40	21/29	0	0	99
Csonka	12	1	0	0	0	0	0	78
Moore	0	6	0	0	0	0	0	36
Williams	3	1	0	0	0	0	0	24
Cefalo	0	3	0	0	0	0	0	18
Hardy	0	3	0	0	0	0	0	18
Harris	0	3	0	0	0	0	0	18
Bulaich	2	1	0	0	0	0	0	18
Nathan	0	2	1	0	0	0	0	18
Davis	1	0	0	0	0	0	0	6
Torrey	1	0	0	0	0	0	0	6
Team	0	0	0	0	0	1	1	2
<b>DOLPHINS</b>	<b>19</b>	<b>20</b>	<b>1</b>	<b>36/40</b>	<b>21/29</b>	<b>0</b>	<b>0</b>	<b>1341</b>
<b>OPPONENTS</b>	<b>9</b>	<b>17</b>	<b>5</b>	<b>26/30</b>	<b>15/26</b>	<b>0</b>	<b>0</b>	<b>257</b>

FIELD GOALS	1-19	20-29	30-39	40-49	50+
von Schamann	0/0	8/8	9/14	2/4	2/3
<b>DOLPHINS</b>	<b>0/0</b>	<b>8/8</b>	<b>9/14</b>	<b>2/4</b>	<b>2/3</b>
<b>OPPONENTS</b>	<b>0/0</b>	<b>2/3</b>	<b>7/9</b>	<b>6/14</b>	<b>0/0</b>

USUAL STARTERS	
<b>OFFENSE</b>	
WR	- Duriel Harris (14), Jimmy Cefalo (2)
LT	- Bob Kuechenberg (16)
LG	- Ed Newman (16)
C	- Jim Langer (9), Mark Dennard (7)
RG	- Larry Little (14), Eric Laakso (2)
RT	- Mike Current (16)
TE	- Bruce Hardy (14), *Ronnie Lee (2)
WR	- Nat Moore (14), Jimmy Cefalo (1)
QB	- Bob Griese (12), Don Strock (4)
RB	- Delvin Williams (13), Gary Davis (3)
FB	- Larry Csonka (16)
2TE	- *Ronnie Lee (1)
<b>DEFENSE</b>	
LDE	- Vern Den Herder (16)
NT	- Bob Baumhower (16)
RDE	- Doug Betters (14), A.J. Duhe (2)
LOLB	- Kim Bokamper (13), Bob Matheson (3)
LILB	- Steve Towle (16)
RILB	- Rusty Chambers (16)
ROLB	- Larry Gordon (16)
LCB	- Norris Thomas (16)
RCB	- Gerald Small (16)
SS	- Tim Foley (13), *Mike Kozlowski (1)
FS	- Neal Colzie (16)

\* Indicates Rookie

# 1980 FINAL STATISTICS (8-8)

DATE	OPPONENT	SCORE	W/L	ATT.
9/7	at Buffalo	7-17	L	79,598
9/14	CINCINNATI	17-16	W	38,322
9/21	at Atlanta	20-17	W	55,479
9/28	NEW ORLEANS	21-16	W	40,946
10/5	BALTIMORE	17-30	L	50,631
10/12	at New England	0-34	L	60,377
10/19	BUFFALO	17-14	W	41,636
10/27	at N.Y. Jets	14-17	L	53,046
11/2	at Oakland	10-16	L	46,378
11/9	at Los Angeles	35-14	W	46,198
11/16	SAN FRANCISCO	17-13	W	45,135
11/20	SAN DIEGO	24-27 (OT)	L	63,013
11/30	at Pittsburgh	10-23	L	51,384
12/8	NEW ENGLAND	16-13 (OT)	W	63,292
12/14	at Baltimore	24-14	W	30,564
12/20	N.Y. JETS	17-24	L	41,854

TEAM STATISTICS	MIA.	OPP.
<b>TOTAL FIRST DOWNS</b>	<b>284</b>	<b>309</b>
By Rushing	107	107
By Passing	149	185
By Penalty	28	17
Third Down: Made/Att.	90/232	115/239
<b>TOTAL NET YARDS</b>	<b>4564</b>	<b>5224</b>
Average Per Game	285.3	326.5
Total Plays	1015	1062
Average Per Play	4.5	4.9
<b>NET YARDS RUSHING</b>	<b>1876</b>	<b>2018</b>
Average Per Game	117.3	126.1
Total Rushes	492	530
<b>NET YARDS PASSING</b>	<b>2688</b>	<b>3206</b>
Average Per Game	168.0	200.4
Tackled/Yards Lost	31/265	27/233
Gross Yards	2953	3439
Attempts/Completions	492/267	505/290
Completion Percentage	54.3	57.4
Had Intercepted	26	28
<b>PUNTS/AVERAGE</b>	<b>79/41.5</b>	<b>72/37.3</b>
<b>PENALTIES/YARDS</b>	<b>74/567</b>	<b>108/923</b>
<b>FUMBLES/BALL LOST</b>	<b>33/16</b>	<b>31/17</b>
<b>TOUCHDOWNS</b>	<b>32</b>	<b>36</b>
By Rushing	9	13
By Passing	21	21
By Returns	2	2

SCORE BY QUARTERS	1	2	3	4	OT	Total
DOLPHINS	47	65	37	114	3	266
OPPONENTS	54	100	65	83	3	305

RUSHING	NO.	YDS.	AVG.	LG	TD
Williams	187	671	3.6	65	2
Nathan	60	327	5.5	18	1
Robiskie	78	250	3.2	36	2
Woodley	55	214	3.9	17	3
Howell	60	206	3.4	23	1
Bennett	43	187	4.3	19	0
Giaquinto	5	16	3.2	5	0
Testerman	1	5	5.0	5	0
Moore	1	3	3.0	3	0
Griese	1	0	0.0	0	0
Strock	1	-3	-3.0	-3	0
<b>DOLPHINS</b>	<b>492</b>	<b>1876</b>	<b>3.8</b>	<b>65</b>	<b>9</b>
<b>OPPONENTS</b>	<b>530</b>	<b>2018</b>	<b>3.8</b>	<b>53</b>	<b>13</b>

PASSING	ATT.	COMP.	YDS.	PCT.	TD	INT.	LG	SCK/LST	RATING
Woodley	327	176	1850	53.8	14	17	61	17/127	63.1
Griese	100	61	790	61.0	6	4	54	9/89	89.2
Strock	62	30	313	48.4	1	5	33	5/49	35.1
Moore	1	0	0	0.0	0	0	0	0/0	39.6
Nathan	1	0	0	0.0	0	0	0	0/0	39.6
Williams	1	0	0	0.0	0	0	0	0/0	39.6
<b>DOLPHINS</b>	<b>492</b>	<b>267</b>	<b>2953</b>	<b>54.3</b>	<b>21</b>	<b>26</b>	<b>61</b>	<b>31/265</b>	<b>64.6</b>
<b>OPPONENTS</b>	<b>505</b>	<b>290</b>	<b>3439</b>	<b>57.4</b>	<b>21</b>	<b>28</b>	<b>61</b>	<b>27/233</b>	<b>69.1</b>

RECEIVING	NO.	YDS.	AVG.	LG	TD
Nathan	57	588	10.3	61	5
Moore	47	564	12.0	33	7
Harris	33	583	17.7	54	2
Williams	31	207	6.7	19	0
Giaquinto	24	192	8.0	25	1
Hardy	19	159	8.4	19	2
Rose	13	149	11.5	50	0
Robiskie	13	60	4.6	15	0
Cefalo	11	199	18.1	52	1
Lee	7	83	11.9	41	2
Howell	5	38	7.6	13	0
Bailey	4	105	26.3	39	0
Bennett	3	26	8.7	19t	1
<b>DOLPHINS</b>	<b>267</b>	<b>2953</b>	<b>11.1</b>	<b>61</b>	<b>21</b>
<b>OPPONENTS</b>	<b>290</b>	<b>3439</b>	<b>11.9</b>	<b>61</b>	<b>21</b>

INTERCEPTIONS	NO.	YDS.	AVG.	LG	TD
Small	7	46	6.6	22	0
McNeal	5	17	3.4	15	0
Bessillieu	4	13	3.3	12	0
Taylor	3	55	18.3	44	0
Rhone	3	33	11.0	12	0
Blackwood	3	0	0.0	0	0
Ortega	1	17	17.0	17	0
Gordon	1	11	11.0	11	0
Bokamper	1	6	6.0	6	0
<b>DOLPHINS</b>	<b>28</b>	<b>198</b>	<b>7.1</b>	<b>44</b>	<b>0</b>
<b>OPPONENTS</b>	<b>26</b>	<b>386</b>	<b>14.8</b>	<b>71t</b>	<b>1</b>

PUNTING	NO.	YDS.	AVG.	LG	BK
Roberts	77	3279	42.6	71	2
<b>DOLPHINS</b>	<b>79</b>	<b>3279</b>	<b>41.5</b>	<b>71</b>	<b>2</b>
<b>OPPONENTS</b>	<b>72</b>	<b>2684</b>	<b>37.3</b>	<b>69</b>	<b>1</b>

PUNT RET.	NO.	YDS.	AVG.	LG	TD
Nathan	23	178	7.7	30	0
Giaquinto	7	35	5.0	15	0
Bessillieu	1	0	0.0	0	0
Blackwood	1	0	0.0	0	0
<b>DOLPHINS</b>	<b>32</b>	<b>213</b>	<b>6.7</b>	<b>30</b>	<b>0</b>
<b>OPPONENTS</b>	<b>42</b>	<b>339</b>	<b>8.1</b>	<b>35</b>	<b>0</b>

KICKOFF RET.	NO.	YDS.	AVG.	LG	TD
Bessillieu	40	890	22.3	87	0
Giaquinto	9	146	16.2	22	0
Nathan	5	102	20.4	31	0
Harris	5	89	17.8	22	0
Barnett	1	7	7.0	7	0
Allen	1	0	0.0	0	0
<b>DOLPHINS</b>	<b>61</b>	<b>1234</b>	<b>20.2</b>	<b>87</b>	<b>0</b>
<b>OPPONENTS</b>	<b>53</b>	<b>1210</b>	<b>22.8</b>	<b>52</b>	<b>0</b>

SCORING	Ru	Pa	Rt	PAT	FG	S	2	TP
von Schamann	0	0	0	32/32	14/23	0	0	74
Moore	0	7	0	0	0	0	0	42
Nathan	1	5	0	0	0	0	0	36
Woodley	3	0	0	0	0	0	0	18
Giaquinto	0	1	1	0	0	0	0	12
Hardy	0	2	0	0	0	0	0	12
Harris	0	2	0	0	0	0	0	12
Lee	0	2	0	0	0	0	0	12
Robiskie	2	0	0	0	0	0	0	12
Williams	2	0	0	0	0	0	0	12
Bennett	0	1	0	0	0	0	0	6
Bessillieu	0	1	0	0	0	0	0	6
Cefalo	0	1	0	0	0	0	0	6
Howell	1	0	0	0	0	0	0	6
<b>DOLPHINS</b>	<b>9</b>	<b>21</b>	<b>2</b>	<b>32/32</b>	<b>14/23</b>	<b>0</b>	<b>0</b>	<b>266</b>
<b>OPPONENTS</b>	<b>13</b>	<b>21</b>	<b>2</b>	<b>33/36</b>	<b>18/25</b>	<b>1</b>	<b>0</b>	<b>305</b>

FIELD GOALS	1-19	20-29	30-39	40-49	50+
von Schamann	0/0	9/10	3/5	2/5	0/3
<b>DOLPHINS</b>	<b>0/0</b>	<b>9/10</b>	<b>3/5</b>	<b>2/5</b>	<b>0/3</b>
<b>OPPONENTS</b>	<b>0/0</b>	<b>2/2</b>	<b>12/14</b>	<b>4/8</b>	<b>0/1</b>

SACKS	Player	Yards
Bokamper	5.5	Duhe 5.5, Baumhower 4.0, Betters 4.0, Gordon 3.0, Bessillieu 2.0, Herder 2.0, Rhone 1.0.
<b>DOLPHINS</b>	<b>27.0</b>	<b>OPPONENTS</b> <b>31.0</b>

## USUAL STARTERS

POSITION	STARTER
WR	Nat Moore (16)
LT	Jon Giesler (10), Cleveland Green (3), Bob Kuechenberg (3)
LG	Bob Kuechenberg (13), Ed Newman (3)
RC	Mark Dennard (16)
RG	Ed Newman (13), Larry Little (3)
RT	Eric Laakso (16)
TE	Ronnie Lee (13)
TE	Bruce Hardy (12)
WR	Jimmy Cefalo (4), Durriel Harris (3)
QB	*David Woodley (11), Bob Griese (3), Don Strock (2)
RB	Delvin Williams (10), Tony Nathan (6)
FB	Steve Howell (8), Terry Robiskie (5), Woody Bennett (3)

## DEFENSE

LDE	Vern Den Herder (16)
NT	Bob Baumhower (16)
RDE	Doug Betters (16)
LOLB	Kim Bokamper (16)
LILB	Rusty Chambers (8), Ralph Ortega (6), A.J. Duhe (2)
RILB	A.J. Duhe (12), Rusty Chambers (4), A.J. Duhe (1), Larry Gordon (14), Earnie Rhone (1)
ROLB	Don Strock (2)
LCB	Don Strock (13), Ed Taylor (3)
RCB	Gerald Small (16)
SS	Glenn Blackwood (10), Don Bessillieu (3), Tim Foley (3)
FS	Don Bessillieu (10), Glenn Blackwood (6)

\* Indicates Rookie



# 1981 FINAL STATISTICS (11-4-1)

DATE	OPPONENT	SCORE	W/L	ATT.
9/6	at St. Louis	20-7	W	50,351
9/10	PITTSBURGH	30-10	W	74,190
9/20	at Houston	16-10	W	47,379
9/27	at Baltimore	31-28	W	41,630
10/4	N.Y. JETS	28-28 (OT) T		68,723
10/12	at Buffalo	21-31	L	78,576
10/18	WASHINGTON	13-10	W	47,367
10/25	at Dallas	27-28	L	64,221
11/1	BALTIMORE	27-10	W	46,061
11/8	at New England	30-27 (OT) W		60,436
11/15	OAKLAND	17-33	L	61,777
11/22	at N.Y. Jets	15-16	L	59,962
11/30	PHILADELPHIA	13-10	w	67,797
12/6	NEW ENGLAND	24-14	W	50,421
12/13	at Kansas City	17-7	W	57,407
12/19	BUFFALO	16-6	W	72,956

TEAM STATISTICS		MIA.	OPP.
<b>TOTAL FIRST DOWNS</b>		<b>306</b>	<b>296</b>
By Rushing		123	124
By Passing		157	160
By Penalty		26	12
Third Down: Made/Att.		86/225	81/214
<b>TOTAL NET YARDS</b>		<b>5322</b>	<b>5363</b>
Average Per Game		332.6	335.2
Total Plays		1063	1039
Average Per Play		5.0	5.2
<b>NET YARDS RUSHING</b>		<b>2173</b>	<b>2032</b>
Average Per Game		135.8	127.0
Total Rushes		535	492
<b>NET YARDS PASSING</b>		<b>3149</b>	<b>3331</b>
Average Per Game		196.8	208.2
Tackled/Yards Lost		30/236	38/314
Gross Yards		3385	3645
Attempts/Completions		498/271	509/297
Completion Percentage		54.4	58.3
Had Intercepted		21	18
<b>PUNTS/AVERAGE</b>		<b>83/40.8</b>	<b>87/41.0</b>
<b>PENALTIES/YARDS</b>		<b>71/541</b>	<b>104/886</b>
<b>FUMBLE/BALL LOST</b>		<b>26/10</b>	<b>30/15</b>
<b>TOUCHDOWNS</b>		<b>39</b>	<b>33</b>
By Rushing		18	10
By Passing		18	23
By Returns		3	0

SCORE BY QUARTERS	1	2	3	4	OT	Total
DOLPHINS	41	110	97	94	3	345
OPPONENTS	72	92	30	81	0	275

RUSHING	NO.	YDS.	AVG.	LG	TD
Nathan	147	782	5.3	46	5
Franklin	201	711	3.5	29	7
Woodley	63	272	4.3	26	4
Hill	37	146	3.9	24	1
Vigorito	35	116	3.3	30	1
Bennett	28	104	3.7	12	0
Giaquinto	3	31	10.3	20	0
Howell	5	21	4.2	9	0
Orosz	1	13	13.0	13	0
Moore	1	3	3.0	3	0
Strock	14	-26	-1.9	9	0
<b>DOLPHINS</b>	<b>535</b>	<b>2173</b>	<b>4.1</b>	<b>46</b>	<b>18</b>
<b>OPPONENTS</b>	<b>492</b>	<b>2032</b>	<b>4.1</b>	<b>28</b>	<b>10</b>

PASSING	ATT.	COMP.	YDS.	PCT.	TD	INT.	LG	SCK/LST	RATING
Woodley	327	176	1850	53.8	14	17	61	17/127	63.1
Griese	100	61	790	61.0	6	4	54	9/89	89.2
Nathan	1	0	0	0.0	0	0	0	0/0	39.6
Williams	1	0	0	0.0	0	0	0	0/0	39.6
<b>DOLPHINS</b>	<b>492</b>	<b>267</b>	<b>2953</b>	<b>54.3</b>	<b>21</b>	<b>26</b>	<b>61</b>	<b>31/265</b>	<b>64.6</b>
<b>OPPONENTS</b>	<b>505</b>	<b>290</b>	<b>3439</b>	<b>57.4</b>	<b>21</b>	<b>28</b>	<b>61</b>	<b>27/233</b>	<b>69.1</b>

RECEIVING	NO.	YDS.	AVG.	LG	TD
Harris	53	911	17.2	55	2
Nathan	50	452	9.0	31	3
Vigorito	33	237	7.2	31	2
Cefalo	29	631	21.8	69	3
Moore	26	452	17.4	52	2
Rose	23	316	13.7	50	2
Hardy	15	174	11.6	21	0
Lee	14	64	4.6	11	1
Hill	12	73	6.1	16	1
Giaquinto	7	38	5.4	16	1
Bennett	4	22	5.5	10	0
Franklin	3	6	2.0	3	1
Howell	2	9	4.5	5	0

<b>DOLPHINS</b>	<b>271</b>	<b>3385</b>	<b>12.5</b>	<b>69</b>	<b>18</b>
<b>OPPONENTS</b>	<b>297</b>	<b>3645</b>	<b>12.3</b>	<b>76</b>	<b>23</b>

INTERCEPTIONS	NO.	YDS.	AVG.	LG	TD
G. Blackwood	4	124	31.0	39	0
Kozlowski	3	37	12.3	29	0
Rhone	3	35	11.7	16	0
L. Blackwood	3	12	4.0	11	0
Brudzinski	2	35	17.5	19	0
DuHe	1	11	11.0	11	0
Walker	1	0	0.0	0	0
Bessillieu	1	0	0.0	0	0
<b>DOLPHINS</b>	<b>18</b>	<b>254</b>	<b>14.1</b>	<b>39</b>	<b>0</b>
<b>OPPONENTS</b>	<b>21</b>	<b>288</b>	<b>13.7</b>	<b>39</b>	<b>0</b>

PUNTING	NO.	YDS.	AVG.	LG	BK
Orosz	83	3386	40.8	61	0
<b>DOLPHINS</b>	<b>83</b>	<b>3386</b>	<b>40.8</b>	<b>61</b>	<b>0</b>
<b>OPPONENTS</b>	<b>87</b>	<b>3565</b>	<b>41.0</b>	<b>59</b>	<b>0</b>

PUNT RET.	NO.	YDS.	AVG.	LG	TD
Vigorito	36	379	10.5	87	1
Walker	5	50	10.0	17	0
G. Blackwood	2	8	4.0	6	0
Bessillieu	1	12	12.0	12	0
Kozlowski	1	9	9.0	9	0
<b>DOLPHINS</b>	<b>45</b>	<b>458</b>	<b>10.2</b>	<b>87</b>	<b>1</b>
<b>OPPONENTS</b>	<b>45</b>	<b>286</b>	<b>6.4</b>	<b>22</b>	<b>0</b>

KICKOFF RET.	NO.	YDS.	AVG.	LG	TD
Walker	38	932	24.5	90	1
Bessillieu	7	114	16.3	30	0
Vigorito	4	84	21.0	25	0
Kozlowski	1	40	40.0	40	0
Giaquinto	1	22	22.0	22	0
Harris	1	20	20.0	20	0
Hill	1	20	20.0	20	0
Rose	1	5	5.0	5	0
<b>DOLPHINS</b>	<b>54</b>	<b>1228</b>	<b>22.7</b>	<b>90</b>	<b>1</b>
<b>OPPONENTS</b>	<b>61</b>	<b>1218</b>	<b>20.0</b>	<b>41</b>	<b>0</b>

SCORING	Ru	Pa	Rt	PAT	FG	S	2	TP
von Schamann	0	0	0	37/38	24/31	0	0	109
Nathan	5	3	0	0	0	0	0	48
Franklin	7	1	0	0	0	0	0	48
Woodley	4	0	0	0	0	0	0	24
Vigorito	1	2	1	0	0	0	0	24
Cefalo	0	3	0	0	0	0	0	18
Moore	0	2	0	0	0	0	0	12
Harris	0	2	0	0	0	0	0	12
Hill	1	1	0	0	0	0	0	12
Rose	0	2	0	0	0	0	0	12
Giaquinto	0	1	0	0	0	0	0	6
Kozlowski	0	1	0	0	0	0	0	6
Lee	0	1	0	0	0	0	0	6
Walker	0	1	0	0	0	0	0	6
Gordon	0	0	0	0	1	0	0	2

<b>DOLPHINS</b>	<b>18</b>	<b>18</b>	<b>3</b>	<b>37/39</b>	<b>24/31</b>	<b>1</b>	<b>0</b>	<b>345</b>
<b>OPPONENTS</b>	<b>10</b>	<b>23</b>	<b>0</b>	<b>33/33</b>	<b>14/21</b>	<b>1</b>	<b>0</b>	<b>275</b>

FIELD GOALS	1-19	20-29	30-39	40-49	50+
von Schamann	0/0	9/9	11/12	4/10	0/0
<b>DOLPHINS</b>	<b>0/0</b>	<b>9/9</b>	<b>11/12</b>	<b>4/10</b>	<b>0/0</b>
<b>OPPONENTS</b>	<b>0/0</b>	<b>4/6</b>	<b>5/5</b>	<b>5/8</b>	<b>0/2</b>

SACKS	
Baumhower	9.0, Bokamper 7.5, DuHe 7.5, Rhone 6.0, Betters 5.0, Gordon 1.0, Den Herder 1.0, G. Blackwood 1.0.
<b>DOLPHINS</b>	<b>38.0, OPPONENTS 30.0</b>

## USUAL STARTERS

### OFFENSE

WR	- Duriel Harris (10), Jimmy Cefalo (6)
LT	- Jon Giesler (16)
LG	- Bob Kuechenberg (9), Jeff Toews (7)
RG	- Mark Denmark (11), Dwight C - Stephenson (5)
RC	- Ed Newman (16)
RT	- Eric Laakso (16)
TE	- Ronnie Lee (16)
WR	- Nat Moore (11)
QB	- David Woodley (15), Don Strock (1)
RB	- Tony Nathan (11), Eddie Hill (2), Steve Howell (1), Tommy Vigorito (1)
FB	- *Andra Franklin (11), Woody Bennett (3), Steve Howell (1), Eddie Hill (1)
ZTE	- Bruce Hardy (6)

### DEFENSE

LDE	- Doug Betters (15), Vern Den Herder (1)
NT	- Bob Baumhower (16)
RDE	- Vern Den Herder (13), Bill Barnett (2), Kim Bokamper (1)
LOLB	- Bob Brudzinski (16)
LILB	- A.J. DuHe (16)
RILB	- Earnie Rhone (16)
ROLB	- Larry Gordon (16)
LCB	- Don McNeal (12), *Fulton Walker (2), Ed Taylor (2)
RCB	- Gerald Small (16)
SS	- Glenn Blackwood (16)
FS	- Lyle Blackwood (10), Don Bessillieu (6)

\* Indicates Rookie

# 1982 FINAL STATISTICS (7-2)

DATE	OPPONENT	SCORE	W/L	ATT.
9/12	at N.Y. Jets	45-28	W	53,360
9/19	BALTIMORE	24-20	W	51,999
11/21	at Buffalo	9-7	W	52,945
11/29	at Tampa Bay	17-23	L	54,854
12/5	MINNESOTA	22-14	W	45,721
12/12	at New England	0-3	L	25,716
12/18	N.Y. JETS	20-19	W	67,307
12/27	BUFFALO	27-10	W	73,924
1/2	at Baltimore	34-7	W	19,073

TEAM STATISTICS	MIA.	OPP.
<b>TOTAL FIRST DOWNS</b>	<b>165</b>	<b>147</b>
By Rushing	84	77
By Passing	66	65
By Penalty	15	5

Third Down: Made/Att.	52/124	46/118
Fourth Down: Made/Att.	5/8	8/10
<b>TOTAL NET YARDS</b>	<b>2658</b>	<b>2312</b>
Average Per Game	295.3	256.8
Total Plays	582	548
Average Per Play	4.6	4.2

NET YARDS RUSHING	1344	1285
Average Per Game	149.3	142.8
Total Rushes	333	293

NET YARDS PASSING	1314	1027
Average Per Game	146.0	114.1
Tackled/Yards Lost	12/87	29/254
Gross Yards	1401	1281
Attempts/Completions	238/129	226/119
Completion Percentage	54.2	52.7
Had Intercepted	13	19

<b>PUNTS/AVERAGE</b>	<b>35/38.7</b>	<b>40/40.1</b>
<b>PENALTIES/YARDS</b>	<b>34/240</b>	<b>57/461</b>
<b>FUMBLES/BALL LOST</b>	<b>15/10</b>	<b>17/8</b>

TOUCHDOWNS	22	15
By Rushing	11	7
By Passing	8	7
By Returns	3	1

SCORE BY QUARTERS	1	2	3	4	OT	Total
DOLPHINS	54	43	64	37	0	198
OPPONENTS	26	58	10	37	0	131

RUSHING	NO.	YDS.	AVG.	LG	TD
Franklin	177	701	4.0	25	7
Nathan	66	233	3.5	15	1
Woodley	36	207	5.8	29	2
Vigorito	19	99	5.2	33	1
Hill	13	51	3.9	13	0
Diana	8	31	3.9	7	0
Bennett	9	15	1.7	5	0
Harris	1	13	13.0	13	0
Strock	3	-9	-3.0	0	0

<b>DOLPHINS</b>	<b>333</b>	<b>1344</b>	<b>4.0</b>	<b>33</b>	<b>11</b>
<b>OPPONENTS</b>	<b>284</b>	<b>1285</b>	<b>4.5</b>	<b>62</b>	<b>7</b>

RECEIVING	NO.	YDS.	AVG.	LG	TD
Vigorito	24	186	7.8	26	0
Harris	22	331	15.0	45	1
Cefalo	17	356	20.9	46	1
Rose	16	182	11.4	44	2
Nathan	16	114	7.1	16	0
Hardy	12	66	5.5	19	2
Moore	8	82	10.3	23	1
Hill	6	33	5.5	10	0
Franklin	3	9	3.0	6	0
Diana	2	21	10.5	13	0
Lee	2	6	3.0	5	0
Woodley	1	15	15.0	15	1

<b>DOLPHINS</b>	<b>129</b>	<b>1401</b>	<b>10.9</b>	<b>46</b>	<b>8</b>
<b>OPPONENTS</b>	<b>119</b>	<b>1281</b>	<b>10.8</b>	<b>53</b>	<b>7</b>

INTERCEPTIONS	NO.	YDS.	AVG.	LG	TD
McNeal	4	42	10.5	23	1
Walker	3	54	18.0	30	0
G. Blackwood	2	42	21.0	35	1
L. Blackwood	2	41	20.5	21	0
Small	2	41	20.5	21	0
Kozlowski	1	36	36.0	36	0
Gordon	1	15	15.0	15	0
Brudzinski	1	5	5.0	5	0
Rhone	1	4	4.0	4	0
Bokamper	1	1	1.0	1	0
Duhe	1	0	0.0	0	0

<b>DOLPHINS</b>	<b>19</b>	<b>281</b>	<b>14.8</b>	<b>36</b>	<b>2</b>
<b>OPPONENTS</b>	<b>13</b>	<b>96</b>	<b>7.4</b>	<b>51</b>	<b>0</b>

PUNTING	NO.	YDS.	AVG.	LG	BK
Orosz	35	1353	38.7	61	0
<b>DOLPHINS</b>	<b>35</b>	<b>1353</b>	<b>38.7</b>	<b>61</b>	<b>0</b>
<b>OPPONENTS</b>	<b>40</b>	<b>1605</b>	<b>40.1</b>	<b>61</b>	<b>0</b>

PUNT RET.	NO.	YDS.	AVG.	LG	TD
Vigorito	20	192	9.6	59	1
G. Blackwood	2	2	1.0	2	0
<b>DOLPHINS</b>	<b>22</b>	<b>194</b>	<b>8.8</b>	<b>59</b>	<b>1</b>
<b>OPPONENTS</b>	<b>14</b>	<b>77</b>	<b>5.5</b>	<b>22</b>	<b>0</b>

KICKOFF RET.	NO.	YDS.	AVG.	LG	TD
Walker	20	433	21.7	32	0
Hefflin	2	49	24.5	31	0
Diana	1	15	15.0	15	0
Kozlowski	1	10	10.0	10	0
<b>DOLPHINS</b>	<b>24</b>	<b>507</b>	<b>21.3</b>	<b>32</b>	<b>0</b>
<b>OPPONENTS</b>	<b>33</b>	<b>704</b>	<b>21.3</b>	<b>66</b>	<b>0</b>

SCORING	Ru	Pa	Rt	PAT	FG	S	2	TP
von Schamann	0	0	0	21/22	15/20	0	0	66
Franklin	7	0	0	0	0	0	0	42
Woodley	2	1	0	0	0	0	0	18
Hardy	0	2	0	0	0	0	0	12
Rose	0	2	0	0	0	0	0	12
Vigorito	1	0	1	0	0	0	0	12
G. Blackwood	0	1	0	0	0	0	0	6
Cefalo	0	1	0	0	0	0	0	6
Harris	0	1	0	0	0	0	0	6
McNeal	0	1	0	0	0	0	0	6
Moore	0	1	0	0	0	0	0	6
Nathan	1	0	0	0	0	0	0	6

<b>DOLPHINS</b>	<b>11</b>	<b>8</b>	<b>3</b>	<b>21/22</b>	<b>15/20</b>	<b>0</b>	<b>0</b>	<b>0 198</b>
<b>OPPONENTS</b>	<b>7</b>	<b>7</b>	<b>1</b>	<b>14/15</b>	<b>9/15</b>	<b>0</b>	<b>0</b>	<b>0 131</b>

FIELD GOALS	1-19	20-29	30-39	40-49	50+
von Schamann	0/0	8/9	4/5	3/5	0/1
<b>DOLPHINS</b>	<b>0/0</b>	<b>8/9</b>	<b>4/5</b>	<b>3/5</b>	<b>0/1</b>
<b>OPPONENTS</b>	<b>0/1</b>	<b>2/3</b>	<b>3/6</b>	<b>3/4</b>	<b>1/1</b>

SACKS	Brudzinski	Gordon	Bettors	Bokamper	Duhe	Baumhower	G. Blackwood	Bowser	Rhone	2.0	L. Blackwood	1.0	Hester	1.0
<b>DOLPHINS</b>	<b>29.0</b>	<b>29.0</b>	<b>12.0</b>	<b>12.0</b>	<b>12.0</b>	<b>12.0</b>	<b>12.0</b>	<b>12.0</b>	<b>12.0</b>	<b>12.0</b>	<b>12.0</b>	<b>12.0</b>	<b>12.0</b>	<b>12.0</b>

USUAL STARTERS
<b>OFFENSE</b>
WR - Jimmy Cefalo (9)
LT - Jon Giesler (9)
LG - Bob Kuechenberg (9)
C - Dwight Stephenson (9)
RG - Ed Newman (9)
RT - Eric Laakso (9)
TE - Ronnie Lee (5), Bruce Hardy (4)
WR - Duriel Harris (5)
QB - David Woodley (9)
RB - Tony Nathan (7), Tom Vigorito (1)
FB - Andra Franklin (9)
2TE - Bruce Hardy (1)

DEFENSE
LDE - Doug Bettors (7), Bill Barnett (1), Kim Bokamper (1)
NT - Bob Baumhower (8)
RDE - Kim Bokamper (6), Bill Barnett (3)
LOLB - Bob Brudzinski (9)
LILB - A.J. Duhe (9)
RILB - Earnie Rhone (9)
ROLB - Larry Gordon (9)
LCB - Don McNeal (9)
RCB - Gerald Small (9)
SS - Glenn Blackwood (9)
FS - Lyle Blackwood (9)

* Indicates Rookie
--------------------

PASSING	ATT.	COMP.	YDS.	PCT.	TD	INT.	LG	SCK/LST	RATING
Woodley	179	98	1080	54.7	5	8	46	10/72	63.5
Strock	55	30	306	54.5	2	5	43	2/5	44.8
Nathan	2	1	15	50.0	1	0	15	0/0	114.6
Hill	1	0	0	0.0	0	0	0	0/0	39.6
Jensen	1	0	0	0.0	0	0	0	0/0	39.6
<b>DOLPHINS</b>	<b>238</b>	<b>129</b>	<b>1401</b>	<b>54.2</b>	<b>8</b>	<b>13</b>	<b>46</b>	<b>12/77</b>	<b>60.8</b>
<b>OPPONENTS</b>	<b>226</b>	<b>119</b>	<b>1281</b>	<b>52.7</b>	<b>7</b>	<b>19</b>	<b>53</b>	<b>29/243</b>	<b>44.9</b>

# 1983 FINAL STATISTICS (12-4)

DATE	OPPONENT	SCORE	W/L	ATT.
9/4	at Buffalo	12-0	W	78,715
9/11	NEW ENGLAND	34-24	W	59,343
9/19	at L.A. Raiders	14-27	L	57,796
9/25	KANSAS CITY	14-6	W	50,785
10/2	at New Orleans	7-17	L	66,489
10/9	BUFFALO	35-38 (OT)	L	59,948
10/16	at N.Y. Jets	32-14	W	58,615
10/23	at Baltimore	21-7	W	32,343
10/30	L.A. RAMS	30-14	W	72,175
11/6	at San Francisco	20-17	W	57,832
11/13	at New England	6-17	L	60,771
11/20	BALTIMORE	37-0	W	54,482
11/28	CINCINNATI	38-14	W	74,506
12/4	at Houston	24-17	W	39,434
12/10	ATLANTA	31-24	W	56,725
12/16	N.Y. JETS	34-14	W	59,975

TEAM STATISTICS	MIA.	OPP.
<b>TOTAL FIRST DOWNS</b>	<b>314</b>	<b>288</b>
By Rushing	132	122
By Passing	151	147
By Penalty	31	19
Third Down: Made/Att.	79/211	78/204
Fourth Down: Made/Att.	9/14	5/10
<b>TOTAL NET YARDS</b>	<b>5195</b>	<b>5139</b>
Average Per Game	324.7	321.2
Total Plays	1033	992
Average Per Play	5.0	5.2
<b>NET YARDS RUSHING</b>	<b>2150</b>	<b>2037</b>
Average Per Game	134.4	127.3
Total Rushes	568	460
<b>NET YARDS PASSING</b>	<b>3045</b>	<b>3002</b>
Average Per Game	190.3	187.6
Tackled/Yards Lost	23/190	49/363
Gross Yards	3235	3365
Attempts/Completions	442/254	480/277
Completion Percentage	57.5	57.7
Had Intercepted	11	26
<b>PUNTS/AVERAGE</b>	<b>75/42.5</b>	<b>90/40.8</b>
<b>PENALTIES/YARDS</b>	<b>64/567</b>	<b>95/836</b>
<b>FUMBLES/BALL LOST</b>	<b>30/16</b>	<b>39/18</b>
<b>TOUCHDOWNS</b>	<b>48</b>	<b>32</b>
By Rushing	16	11
By Passing	28	19
By Returns	4	2

SCORE BY QUARTERS	1	2	3	4	OT	Total
DOLPHINS	56	135	91	107	0	389
OPPONENTS	62	68	44	73	3	250

RUSHING	NO.	YDS.	AVG.	LG	TD
Franklin	224	746	3.3	18	8
Nathan	151	685	4.5	40	3
Overstreet	85	392	4.6	44	1
Bennett	49	197	4.0	25	2
Woodley	19	78	4.1	15	0
Marino	28	45	1.6	15	2
Hill	2	12	6.0	10	0
Clayton	2	9	4.5	9	0
Hardy	1	2	2.0	2	0
Harris	1	0	0.0	0	0
Strock	6	-16	-2.7	-2	0
<b>DOLPHINS</b>	<b>568</b>	<b>2150</b>	<b>3.8</b>	<b>44</b>	<b>16</b>
<b>OPPONENTS</b>	<b>460</b>	<b>2037</b>	<b>4.4</b>	<b>55</b>	<b>11</b>

PASSING	ATT.	COMP.	YDS.	PCT.	TD	INT.	LG	SCK/LST	RATING
Marino	296	173	2210	58.4	20	6	85t	10/80	96.0
Woodley	89	43	528	48.3	3	4	64t	10/80	59.6
Strock	52	34	403	65.4	4	1	47	3/30	106.5
Nathan	4	3	46	75.0	0	0	22	0/0	112.5
Clayton	1	1	48	100.0	1	0	48t	0/0	158.3
<b>DOLPHINS</b>	<b>442</b>	<b>254</b>	<b>3235</b>	<b>57.5</b>	<b>28</b>	<b>11</b>	<b>85t</b>	<b>23/190</b>	<b>91.2</b>
<b>OPPONENTS</b>	<b>480</b>	<b>277</b>	<b>3365</b>	<b>57.7</b>	<b>19</b>	<b>26</b>	<b>80t</b>	<b>49/363</b>	<b>70.0</b>

RECEIVING	NO.	YDS.	AVG.	LG	TD
Nathan	52	461	8.9	25	1
Duper	51	1003	19.7	85t	10
Moore	39	558	14.3	66t	6
Rose	29	345	11.9	37	3
Johnson	24	189	7.9	33	4
Hardy	22	202	9.2	25	0
Harris	15	260	17.3	64t	1
Overstreet	8	55	6.9	20	2
Clayton	6	114	19.0	39	1
Bennett	6	35	5.8	9	0
Vigorito	1	7	7.0	7	0
Woodley	1	6	6.0	6	0
<b>DOLPHINS</b>	<b>254</b>	<b>3235</b>	<b>12.7</b>	<b>85t</b>	<b>28</b>
<b>OPPONENTS</b>	<b>277</b>	<b>3365</b>	<b>12.1</b>	<b>80t</b>	<b>19</b>

INTERCEPTIONS	NO.	YDS.	AVG.	LG	TD
Judson	6	60	10.0	29	0
Small	5	60	12.0	28	0
L. Blackwood	4	77	19.3	45	0
G. Blackwood	3	0	0.0	0	0
Kozlowski	2	73	36.5	38t	2
Bokamper	2	43	21.5	24t	1
Rhone	1	15	15.0	15	0
Lankford	1	10	10.0	10	0
Walker	1	7	7.0	7	0
Brown	1	0	0.0	0	0
<b>DOLPHINS</b>	<b>26</b>	<b>345</b>	<b>13.3</b>	<b>45</b>	<b>3</b>
<b>OPPONENTS</b>	<b>11</b>	<b>203</b>	<b>18.6</b>	<b>45</b>	<b>1</b>

PUNTING	NO.	YDS.	AVG.	LG	BK
Roby	74	3189	43.1	64	1
<b>DOLPHINS</b>	<b>75</b>	<b>3189</b>	<b>42.5</b>	<b>64</b>	<b>1</b>
<b>OPPONENTS</b>	<b>90</b>	<b>3674</b>	<b>40.8</b>	<b>63</b>	<b>1</b>

PUNT RET.	NO.	YDS.	AVG.	LG	TD
Clayton	41	392	9.6	60t	1
Walker	8	86	10.8	23	0
Kozlowski	2	12	6.0	11	0
Vigorito	1	62	62.0	62	0
Heflin	1	19	19.0	19	0
G. Blackwood	1	10	10.0	10	0
Sowell	1	0	0.0	0	0
<b>DOLPHINS</b>	<b>55</b>	<b>581</b>	<b>10.6</b>	<b>62</b>	<b>1</b>
<b>OPPONENTS</b>	<b>32</b>	<b>229</b>	<b>7.2</b>	<b>24</b>	<b>0</b>

KICKOFF RET.	NO.	YDS.	AVG.	LG	TD
Walker	36	962	26.7	78	0
Kozlowski	4	50	12.5	23	0
Nathan	3	15	5.0	12	0
Heflin	1	27	27.0	27	0
Clayton	1	25	25.0	25	0
Bennett	1	0	0.0	0	0
<b>DOLPHINS</b>	<b>47</b>	<b>1085</b>	<b>23.1</b>	<b>78</b>	<b>0</b>
<b>OPPONENTS</b>	<b>54</b>	<b>1024</b>	<b>19.0</b>	<b>40</b>	<b>0</b>

SCORING	Ru	Pa	Rt	PAT	FG	S	2	TP
von Schamann	0	0	45/48	18/27	0	0	0	99
Duper	0	10	0	0	0	0	0	60
Franklin	8	0	0	0	0	0	0	48
Moore	0	6	0	0	0	0	0	36
Johnson	0	4	0	0	0	0	0	24
Nathan	3	1	0	0	0	0	0	24
Rose	0	3	0	0	0	0	0	18
Overstreet	1	2	0	0	0	0	0	18
Bennett	2	0	0	0	0	0	0	12
Clayton	0	1	1	0	0	0	0	12
Marino	2	0	0	0	0	0	0	12
Kozlowski	0	2	0	0	0	0	0	12
Bokamper	0	0	1	0	0	0	0	6
Harris	0	1	0	0	0	0	0	6
Charles	0	0	0	0	0	1	0	2
<b>DOLPHINS</b>	<b>16</b>	<b>28</b>	<b>4</b>	<b>45/48</b>	<b>18/27</b>	<b>1</b>	<b>0</b>	<b>389</b>
<b>OPPONENTS</b>	<b>11</b>	<b>19</b>	<b>2</b>	<b>31/32</b>	<b>9/15</b>	<b>0</b>	<b>0</b>	<b>250</b>

FIELD GOALS	1-19	20-29	30-39	40-49	50-59
von Schamann	2/2	6/6	5/8	3/6	2/5
<b>DOLPHINS</b>	<b>2/2</b>	<b>6/6</b>	<b>5/8</b>	<b>3/6</b>	<b>2/5</b>
<b>OPPONENTS</b>	<b>0/0</b>	<b>4/5</b>	<b>3/5</b>	<b>2/5</b>	<b>0/0</b>

SACKS
Bettors 16.0, Baumhower 8.0, Bowser 6.5, Duhe 5.5, Charles 3.0, Rhone 3.0, Bokamper 2.0, Brown 2.0, Brudzinski 1.0, Hester 1.0, Kozlowski 1.0
<b>DOLPHINS 49.0, OPPONENTS 23.0</b>

## USUAL STARTERS

### OFFENSE

WR - Mark Duper (11), Duriel Harris (4)
LT - Jon Giesler (16)
LG - Bob Kuechenberg (15), Jeff Toews (1)
C - Dwight Stephenson (16)
RG - Ed Newman (16)
RT - Eric Laakso (14), Roy Foster (1),
TE - Cleveland Green (1)
TE - Dan Johnson (16)
WR - Nat Moore (15)
QB - *Dan Marino (9), David Woodley (5),
QB - Don Strock (2)
RB - Tony Nathan (12)
FB - Andra Franklin (12), Woody Bennett (2)
ZTE - Bruce Hardy (8)

### DEFENSE

LDE - Doug Bettors (16)
NT - Bob Baumhower (16)
DT - *Mike Charles (2)
RDE - Kim Bokamper (15)
LDE - Bob Brudzinski (16)
LILB - A.J. Duhe (15)
RILB - Earnie Rhone (13), Rodell Thomas (2), *Mark Brown (1)
ROLB - Charles Bowser (16)
LCB - William Judson (16)
RCB - Gerald Small (15), Paul Lankford (1)
SS - Glenn Blackwood (16)
FS - Lyle Blackwood (16)

\* Indicates Rookie

# 1984 FINAL STATISTICS (14-2)

DATE	OPPONENT	SCORE	W/L	ATT.
9/2	at Washington	35-17	W	52,683
9/9	NEW ENGLAND	28-7	W	66,083
9/17	at Buffalo	21-17	W	65,455
9/23	INDIANAPOLIS	44-7	W	55,415
9/30	at St. Louis	36-28	W	46,991
10/7	at Pittsburgh	31-7	W	59,103
10/14	HOUSTON	28-10	W	54,080
10/21	at New England	44-24	W	60,711
10/28	BUFFALO	38-7	W	58,824
11/4	at N.Y. Jets	31-17	W	72,655
11/11	PHILADELPHIA	24-23	W	70,227
11/18	at San Diego	28-34 (OT)	L	53,041
11/26	N.Y. JETS	28-17	W	74,884
12/2	L.A. RAIDERS	34-45	L	71,222
12/9	at Indianapolis	35-17	W	60,411
12/17	DALLAS	28-21	W	74,139

TEAM STATISTICS	MIA.	OPP.
<b>TOTAL FIRST DOWNS</b>	<b>387</b>	<b>314</b>
By Rushing	115	130
By Passing	243	172
By Penalty	29	12
Third Down: Made/Att.	103/200	87/218
Fourth Down: Made/Att.	6/11	17/21
<b>TOTAL NET YARDS</b>	<b>6936</b>	<b>5420</b>
Average Per Game	433.5	338.8
Total Plays	1070	1051
Average Per Play	6.5	5.2
<b>NET YARDS RUSHING</b>	<b>1918</b>	<b>2155</b>
Average Per Game	119.9	134.7
Total Rushes	483	458
<b>NET YARDS PASSING</b>	<b>5018</b>	<b>3265</b>
Average Per Game	313.6	204.1
Tackled/Yards Lost	14/28	42/339
Gross Yards	5146	3604
Attempts/Completions	572/367	551/310
Completion Percentage	64.2	56.3
Had Intercepted	18	24
<b>PUNTS/AVERAGE</b>	<b>51/44.7</b>	<b>83/41.9</b>
<b>PENALTIES/YARDS</b>	<b>67/520</b>	<b>93/772</b>
<b>FUMBLES/BALL LOST</b>	<b>26/10</b>	<b>23/12</b>
<b>TOUCHDOWNS</b>	<b>70</b>	<b>39</b>
By Rushing	18	16
By Passing	49	22
By Returns	3	1

SCORE BY QUARTERS	1	2	3	4	OT	Total
DOLPHINS	58	170	150	135	0	513
OPPONENTS	52	81	62	97	6	298

RUSHING	NO.	YDS.	AVG.	LG	TD
Bennett	144	606	4.2	19	7
Nathan	118	558	4.7	22	1
Carter	100	495	5.0	35	1
P. Johnson	68	159	2.3	9	9
Franklin	20	74	3.7	18	0
Clayton	3	35	11.7	30	0
Moore	1	3	3.0	3	0
Strock	2	-5	-2.5	0	0
Marino	27	-7	-0.3	10	0
<b>DOLPHINS</b>	<b>484</b>	<b>1918</b>	<b>4.0</b>	<b>35</b>	<b>18</b>
<b>OPPONENTS</b>	<b>458</b>	<b>2155</b>	<b>4.7</b>	<b>52t</b>	<b>16</b>

PASSING	ATT.	COMP.	YDS.	PCT.	TD	INT.	LG	RATING	
Marino	564	362	5084	64.2	48	17	80t	13/120	108.9
Strock	6	4	27	66.7	0	0	12	0/0	76.4
Jensen	1	1	35	100.0	1	0	35t	1/8	158.3
Clayton	1	0	0	0.0	0	0	0	0/0	39.6
<b>DOLPHINS</b>	<b>572</b>	<b>367</b>	<b>5146</b>	<b>64.2</b>	<b>49</b>	<b>18</b>	<b>80t</b>	<b>14/128</b>	<b>108.5</b>
<b>OPPONENTS</b>	<b>551</b>	<b>310</b>	<b>3604</b>	<b>56.3</b>	<b>22</b>	<b>24</b>	<b>76t</b>	<b>42/339</b>	<b>71.3</b>

RECEIVING	NO.	YDS.	AVG.	LG	TD
Clayton	73	1389	19.0	65t	18
Duper	71	1306	18.4	80t	8
Nathan	61	579	9.5	24	2
Moore	43	573	13.3	37t	6
D. Johnson	34	426	12.5	42	3
Hardy	28	257	9.2	19t	5
Cefalo	18	185	10.3	25t	2
Jensen	13	139	10.7	20	2
Rose	12	195	16.3	34t	2
Carter	8	53	6.6	15	0
Bennett	6	44	7.3	20	1
<b>DOLPHINS</b>	<b>367</b>	<b>5146</b>	<b>14.0</b>	<b>80t</b>	<b>49</b>
<b>OPPONENTS</b>	<b>310</b>	<b>3604</b>	<b>11.6</b>	<b>76t</b>	<b>22</b>

INTERCEPTIONS	NO.	YDS.	AVG.	LG	TD
G. Blackwood	6	169	28.2	50	0
Judson	4	121	30.3	40	1
McNeal	3	41	13.7	30	1
L. Blackwood	3	29	9.7	15	0
Lankford	3	25	8.3	22	0
B. Brown	1	53	53.0	53	0
Kozlowski	1	26	26.0	26	0
Duhe	1	7	7.0	7	0
Sowell	1	7	7.0	7	0
Brudzinski	1	0	0.0	0	0

<b>DOLPHINS</b>	<b>24</b>	<b>478</b>	<b>19.9</b>	<b>86t</b>	<b>2</b>
<b>OPPONENTS</b>	<b>18</b>	<b>377</b>	<b>20.9</b>	<b>97t</b>	<b>1</b>

PUNTING	NO.	YDS.	AVG.	LG	BK
Roby	51	2281	44.7	69	0
<b>DOLPHINS</b>	<b>51</b>	<b>2281</b>	<b>44.7</b>	<b>69</b>	<b>0</b>
<b>OPPONENTS</b>	<b>83</b>	<b>3476</b>	<b>41.9</b>	<b>89</b>	<b>0</b>

PUNT RET.	NO.	YDS.	AVG.	LG	TD
Walker	21	169	8.0	33	0
Clayton	8	79	9.9	14	0
Heflin	6	76	12.7	37	0
Kozlowski	5	41	8.2	20	0
<b>DOLPHINS</b>	<b>40</b>	<b>365</b>	<b>9.1</b>	<b>37</b>	<b>0</b>
<b>OPPONENTS</b>	<b>17</b>	<b>138</b>	<b>8.1</b>	<b>32</b>	<b>0</b>

KICKOFF RET.	NO.	YDS.	AVG.	LG	TD
Walker	29	617	21.3	41	0
Heflin	9	130	14.4	26	0
Kozlowski	2	23	11.5	12	0
Clayton	2	15	7.5	14	0
Hill	1	14	14.0	14	0
Duhe	1	0	0.0	0	0
<b>DOLPHINS</b>	<b>44</b>	<b>799</b>	<b>18.2</b>	<b>41</b>	<b>0</b>
<b>OPPONENTS</b>	<b>66</b>	<b>1360</b>	<b>20.6</b>	<b>42</b>	<b>0</b>

SCORING	Ru	Pa	Rt	PAT	FG	S	2	TP
Clayton	0	18	0	0	0	0	0	108
von Schumann	0	0	0	66/70	9/19	0	0	93
P. Johnson	9	0	0	0	0	0	0	54
Bennett	7	1	0	0	0	0	0	48
Duper	0	8	0	0	0	0	0	48
Moore	0	6	0	0	0	0	0	36
Hardy	0	5	0	0	0	0	0	30
D. Johnson	0	3	0	0	0	0	0	18
Nathan	1	2	0	0	0	0	0	18
Cefalo	0	2	0	0	0	0	0	12
Jensen	0	2	0	0	0	0	0	12
Rose	0	2	0	0	0	0	0	12
Baumhower	0	1	0	0	0	0	0	6
Carter	1	0	0	0	0	0	0	6
Judson	0	0	1	0	0	0	0	6
McNeal	0	0	1	0	0	0	0	6

<b>DOLPHINS</b>	<b>18</b>	<b>49</b>	<b>3</b>	<b>66/70</b>	<b>9/19</b>	<b>0</b>	<b>0</b>	<b>513</b>
<b>OPPONENTS</b>	<b>16</b>	<b>22</b>	<b>1</b>	<b>37/38</b>	<b>9/17</b>	<b>0</b>	<b>0</b>	<b>298</b>

FIELD GOALS	1-19	20-29	30-39	40-49	50+
von Schumann	0/0	7/7	2/5	0/4	0/3
<b>DOLPHINS</b>	<b>0/0</b>	<b>7/7</b>	<b>2/5</b>	<b>0/4</b>	<b>0/3</b>
<b>OPPONENTS</b>	<b>0/0</b>	<b>0/1</b>	<b>4/4</b>	<b>4/9</b>	<b>1/3</b>

SACKS
Bettors 14.0, Bowser 9.0, Bokamper 4.0, Charles 3.0, Barnett 2.0, Baumhower 2.0, Brudzinski 2.0, Bensen 1.0, Brophy 1.0, M. Brown 1.0, Duhe 1.0, Lankford 1.0, Rhone 1.0.
<b>DOLPHINS 42.0, OPPONENTS 14.0</b>

## USUAL STARTERS

OFFENSE
WR - Mark Duper (16)
LT - Jon Giesler (16)
LG - Roy Foster (16)
CG - Dwight Stephenson (16)
RT - Ed Newman (16)
RG - Cleveland Green (12), Eric Laakso (4)
TE - Dan Johnson (16)
WR - Mark Clayton (15), Nat Moore (1)
QB - Dan Marino (16)
RB - Tony Nathan (12), Jim Jensen (2), *Joe Carter (2)
FB - Woody Bennett (9), Andra Franklin (2)
ZTE - Bruce Hardy (5)

DEFENSE
LDE - Doug Betters (16)
NT - Bob Baumhower (15), Bill Barnett (1)
RDE - Kim Bokamper (10), Mike Charles (6)
LOLB - Bob Brudzinski (16)
LILB - A.J. Duhe (9), *Jay Brophy (5), Earnie Rhone (2)
RILB - Mark Brown (9), Earnie Rhone (7)
ROLB - Charles Bowser (15), Rodell Thomas (1)
LCB - Don McNeal (10), Paul Lankford (6)
RCB - William Judson (16)
SS - Glenn Blackwood (16)
FS - Lyle Blackwood (16)

\* Indicates Rookie

# 1985 FINAL STATISTICS (12-4)

DATE	OPPONENT	SCORE	W/L	ATT.
9/8	at Houston	23-26	L	47/656
9/15	INDIANAPOLIS	30-13	W	53/693
9/22	KANSAS CITY	31-0	W	69/791
9/29	at Denver	30-26	W	73/614
10/6	PITTSBURGH	24-20	W	72/820
10/14	at N.Y. Jets	7-23	L	73/807
10/20	TAMPA BAY	41-38	W	62/335
10/27	at Detroit	21-31	L	75/291
11/3	at New England	13-17	L	58/811
11/10	N.Y. JETS	21-17	W	73/965
11/17	at Indianapolis	34-20	W	59/666
11/24	at Buffalo	23-14	W	50/474
12/2	CHICAGO	38-24	W	75/594
12/8	at Green Bay	34-24	W	52/671
12/16	NEW ENGLAND	30-27	W	69/489
12/22	BUFFALO	28-0	W	64/811

TEAM STATISTICS	MIA.	OPP.
<b>TOTAL FIRST DOWNS</b>	<b>361</b>	<b>314</b>
By Rushing	116	135
By Passing	218	160
By Penalty	27	19
Third Down: Made/Att.	88/193	88/216
Fourth Down: Made/Att.	8/11	8/13
<b>TOTAL NET YARDS</b>	<b>5843</b>	<b>5767</b>
Average Per Game	365.2	360.4
Total Plays	1039	1033
Average Per Play	5.6	5.6
<b>NET YARDS RUSHING</b>	<b>1729</b>	<b>2256</b>
Average Per Game	108.1	141.0
Total Rushes	444	509
<b>NET YARDS PASSING</b>	<b>4114</b>	<b>3511</b>
Average Per Game	257.1	219.4
Tackled/Yards Lost	19/164	38/278
Gross Yards	4278	3789
Attempts/Completions	576/343	487/257
Completion Percentage	59.5	52.8
Had Intercepted	21	23
<b>PUNTS/AVERAGE</b>	<b>59/43.7</b>	<b>73/40.7</b>
<b>PENALTIES/YARDS</b>	<b>77/637</b>	<b>112/854</b>
<b>FUMBLES/BALL LOST</b>	<b>31/20</b>	<b>36/18</b>
<b>TOUCHDOWNS</b>	<b>52</b>	<b>38</b>
By Rushing	19	15
By Passing	31	21
By Returns	2	2

SCORE BY QUARTERS	1	2	3	4	OT	Total
DOLPHINS	88	136	95	109	0	428
OPPONENTS	44	96	78	102	0	320

RUSHING	NO.	YDS.	AVG.	LG	TD
Nathan	143	667	4.7	22	5
Davenport	98	370	3.8	33	11
Hampton	105	369	3.5	15	3
Bennett	54	256	4.7	17	0
Carter	14	76	5.4	19	0
N. Moore	1	11	11.0	11	0
Clayton	1	10	10.0	10	0
Strock	2	-6	-3.0	-3	0
Marino	26	-24	-0.9	2	0
<b>DOLPHINS</b>	<b>444</b>	<b>1729</b>	<b>3.9</b>	<b>33</b>	<b>19</b>
<b>OPPONENTS</b>	<b>509</b>	<b>2256</b>	<b>4.4</b>	<b>32</b>	<b>15</b>

RECEIVING	NO.	YDS.	AVG.	LG	TD
Nathan	72	651	9.0	73	1
Clayton	70	996	14.2	45	4
N. Moore	51	701	13.7	69t	7
Hardy	39	409	10.5	31	4
Duper	35	650	18.6	67t	3
Rose	19	306	16.1	42	4
Johnson	13	192	14.8	61t	3
Davenport	13	74	5.7	17t	2
Bennett	10	101	10.1	27	1
Hampton	8	56	7.0	15	0
Heflin	6	98	16.3	46t	1
Harris	3	24	8.0	11	0
Carter	2	4	2.0	4	0
Vigorito	1	9	9.0	9	0
Jensen	1	4	4.0	4t	1
<b>DOLPHINS</b>	<b>343</b>	<b>4278</b>	<b>12.5</b>	<b>73</b>	<b>31</b>
<b>OPPONENTS</b>	<b>257</b>	<b>3789</b>	<b>14.7</b>	<b>80t</b>	<b>21</b>

INTERCEPTIONS	NO.	YDS.	AVG.	LG	TD
G. Blackwood	6	36	6.0	17	0
Judson	4	88	22.0	61t	1
Lankford	4	10	2.5	6	0
B. Brown	2	40	20.0	26	0
Brophy	1	41	41.0	41	0
H. Green	1	28	28.0	28	0
Shipp	1	7	7.0	7	0
Brudzinski	1	6	6.0	6	0
M. Brown	1	5	5.0	5	0
Moyer	1	4	4.0	4	0
L. Blackwood	1	0	0.0	0	0
<b>DOLPHINS</b>	<b>23</b>	<b>265</b>	<b>11.5</b>	<b>61t</b>	<b>1</b>
<b>OPPONENTS</b>	<b>21</b>	<b>100</b>	<b>4.8</b>	<b>40</b>	<b>0</b>

PUNTING	NO.	YDS.	AVG.	LG	BK
Roby	59	2576	43.7	63	0
<b>DOLPHINS</b>	<b>59</b>	<b>2576</b>	<b>43.7</b>	<b>63</b>	<b>0</b>
<b>OPPONENTS</b>	<b>73</b>	<b>2972</b>	<b>40.7</b>	<b>67</b>	<b>1</b>

PUNT RET.	NO.	YDS.	AVG.	LG	TD
Vigorito	22	197	9.0	21	0
Kozlowski	7	65	9.3	17	0
Lockett	5	23	4.6	8	0
G. Blackwood	3	20	6.7	18	0
Clayton	2	14	7.0	11	0
<b>DOLPHINS</b>	<b>39</b>	<b>319</b>	<b>8.2</b>	<b>21</b>	<b>0</b>
<b>OPPONENTS</b>	<b>27</b>	<b>371</b>	<b>13.7</b>	<b>70t</b>	<b>1</b>

KICKOFF RET.	NO.	YDS.	AVG.	LG	TD
Hampton	45	1020	22.7	46	0
Carter	4	82	20.5	25	0
L. Blackwood	2	32	16.0	17	0
Hardy	1	11	11.0	11	0
Kozlowski	0	32	--	--	--
<b>DOLPHINS</b>	<b>52</b>	<b>1177</b>	<b>22.6</b>	<b>46</b>	<b>0</b>
<b>OPPONENTS</b>	<b>63</b>	<b>1359</b>	<b>21.6</b>	<b>50</b>	<b>0</b>

SCORING	Ru	Pa	Rt	PAT	FG	S	2	TP
Revez	0	0	0	50/52	22/27	0	0	116
Davenport	11	2	0	0	0	0	0	78
N. Moore	0	7	0	0	0	0	0	42
Nathan	5	1	0	0	0	0	0	36
Clayton	0	4	0	0	0	0	0	24
Rose	0	4	0	0	0	0	0	24
Hardy	0	4	0	0	0	0	0	24
Duper	0	3	0	0	0	0	0	18
Hampton	3	0	0	0	0	0	0	18
Johnson	0	3	0	0	0	0	0	18
Bennett	0	1	0	0	0	0	0	6
Brudzinski	0	1	0	0	0	0	0	6
Heflin	0	1	0	0	0	0	0	6
Jensen	0	1	0	0	0	0	0	6
Judson	0	0	1	0	0	0	0	6
<b>DOLPHINS</b>	<b>19</b>	<b>31</b>	<b>2</b>	<b>50/52</b>	<b>22/27</b>	<b>0</b>	<b>0</b>	<b>428</b>
<b>OPPONENTS</b>	<b>15</b>	<b>21</b>	<b>2</b>	<b>35/38</b>	<b>19/28</b>	<b>0</b>	<b>0</b>	<b>320</b>

FIELD GOALS	1-19	20-29	30-39	40-49	50+
Revez	0/0	8/9	5/5	9/10	0/3
<b>DOLPHINS</b>	<b>0/0</b>	<b>8/9</b>	<b>5/5</b>	<b>9/10</b>	<b>0/3</b>
<b>OPPONENTS</b>	<b>2/2</b>	<b>5/5</b>	<b>7/9</b>	<b>4/10</b>	<b>1/2</b>

SACKS
Charles 7.0, Betters 6.5, M. Moore 5.5, H. Green 5.0, Brudzinski 3.0, Bokamper 2.5, Bowser 2.5, Baumhower 2.0, G. Blackwood 1.0, Brophy 1.0, M. Brown 1.0, Little 1.0.
<b>DOLPHINS 38.0, OPPONENTS 19.0</b>

## USUAL STARTERS

OFFENSE
WR - Mark Duper (8), Nat Moore (7), Jim Jensen (1)
TE - Jon Giesler (13), Ronnie Lee (1), LT - Cleveland Green (1), *Jeff Dellenbach (1)
LG - Roy Foster (16)
C - Dwight Stephenson (16)
RG - Ronnie Lee (6), Steve Clark (5), Jeff Toews (5)
RT - Cleveland Green (10), Ronnie Lee (6)
TE - Bruce Hardy (16)
WR - Mark Clayton (16)
QB - Dan Marino (16)
RB - Tony Nathan (15), *Lorenzo Hampton (1)
FB - Woody Bennett (13), *Ron Davenport (1)
2TE - Dan Johnson (1), Joe Rose (1)
DEFENSE
LDE - Doug Betters (14), Mack Moore (2)
NT - Mike Charles (15), Bill Barnett (1)
RDE - Kim Bokamper (12), *George Little (3), Mike Charles (1)
LOLB - Bob Brudzinski (13), Robin Sandlein (3)
LILB - Jackie Shipp (10), Jay Brophy (6)
RILB - Mark Brown (15), Jackie Shipp (1)
ROLB - Hugh Green (11), Sanders Shiver (3), Charles Bowser (2)
LCB - Paul Lankford (15), Robert Sowell (1)
RCB - William Judson (16)
SS - Glenn Blackwood (14), Mike Kozlowski (2)
FS - Bud Brown (16)

\* Indicates Rookie

PASSING	ATT.	COMP.	YDS.	PCT.	TD	INT.	LG	SCK/LST	RATING
Marino	567	336	4137	59.3	30	21	73	18/157	84.1
Strock	9	7	141	77.8	1	0	67t	0/0	154.7
Clayton	0	0	0	0.0	0	0	0	1/7	--
<b>DOLPHINS</b>	<b>576</b>	<b>343</b>	<b>4278</b>	<b>59.5</b>	<b>31</b>	<b>21</b>	<b>73</b>	<b>19/164</b>	<b>85.6</b>
<b>OPPONENTS</b>	<b>487</b>	<b>257</b>	<b>3789</b>	<b>52.8</b>	<b>21</b>	<b>23</b>	<b>80t</b>	<b>38/278</b>	<b>73.3</b>

# 1986 FINAL STATISTICS (8-8)

DATE	OPPONENT	SCORE	W/L	ATT.
9/7	at San Diego	28-50	L	57,726
9/14	INDIANAPOLIS	30-10	W	51,848
9/21	at N.Y. Jets	45-51 (OT)	L	71,025
9/28	SAN FRANCISCO	16-31	L	70,264
10/5	at New England	7-34	L	60,689
10/12	BUFFALO	27-14	W	49,467
10/19	L.A. RAIDERS	28-30	L	53,421
10/26	at Indianapolis	17-13	W	58,350
11/2	HOUSTON	28-7	W	43,804
11/10	at Cleveland	16-26	L	77,949
11/16	at Buffalo	34-24	W	76,474
11/24	N.Y. JETS	45-3	W	70,206
11/30	ATLANTA	14-20	L	53,762
12/7	at New Orleans	31-27	W	64,761
12/14	at L.A. Rams	37-31 (OT)	W	62,629
12/22	NEW ENGLAND	27-34	L	74,516

TEAM STATISTICS	MIA.	OPP.
<b>TOTAL FIRST DOWNS</b>	<b>351</b>	<b>337</b>
By Rushing	84	144
By Passing	250	177
By Penalty	17	16
Third Down: Made/Att.	98/191	86/209
Fourth Down: Made/Att.	2/10	10/18
<b>TOTAL NET YARDS</b>	<b>6324</b>	<b>6050</b>
Average Per Game	395.3	378.1
Total Plays	1011	1058
Average Per Play	6.3	5.7
<b>NET YARDS RUSHING</b>	<b>1545</b>	<b>2493</b>
Average Per Game	96.6	155.8
Total Rushes	349	540
<b>NET YARDS PASSING</b>	<b>4779</b>	<b>3557</b>
Average Per Game	298.7	222.3
Tackled/Yards Lost	17/119	33/268
Gross Yards	4898	3825
Attempts/Completions	645/392	485/290
Completion Percentage	60.8	59.8
Had Intercepted	23	13
<b>PUNTS/AVERAGE</b>	<b>56/44.2</b>	<b>64/41.4</b>
<b>PENALTIES/YARDS</b>	<b>72/609</b>	<b>82/596</b>
<b>FUMBLES/BALL LOST</b>	<b>37/14</b>	<b>32/14</b>
<b>TOUCHDOWNS</b>	<b>56</b>	<b>47</b>
By Rushing	9	23
By Passing	46	22
By Returns	1	2

SCORE BY QUARTERS	1	2	3	4	OT	Total
DOLPHINS	45	177	102	100	6	430
OPPONENTS	101	127	58	113	6	405

RUSHING	NO.	YDS.	AVG.	LG	TD
Hampton	186	830	4.5	54t	9
Davenport	75	314	4.2	35	0
Nathan	27	203	7.5	20	0
Bennett	36	162	4.5	16	0
Clayton	2	33	16.5	22	0
Carter	4	18	4.5	9	0
Ellis	3	6	2.0	2	0
Strock	1	0	0.0	0	0
Marino	12	-3	-0.3	13	0
Roby	2	-8	-4.0	0	0
Duper	1	-10	-10.0	-10	0
<b>DOLPHINS</b>	<b>349</b>	<b>1545</b>	<b>4.4</b>	<b>54t</b>	<b>9</b>
<b>OPPONENTS</b>	<b>540</b>	<b>2493</b>	<b>4.6</b>	<b>47</b>	<b>23</b>

PASSING	ATT.	COMP.	YDS.	PCT.	TD	INT.	LG	SCK/LST	RATING
Marino	623	378	4746	60.7	44	23	85t	17/119	92.5
Strock	20	14	152	70.0	2	0	21	0/0	125.4
Jensen	2	0	0	0.0	0	0	0	0/0	39.6
<b>DOLPHINS</b>	<b>645</b>	<b>392</b>	<b>4898</b>	<b>60.8</b>	<b>46</b>	<b>23</b>	<b>85t</b>	<b>17/119</b>	<b>93.3</b>
<b>OPPONENTS</b>	<b>485</b>	<b>290</b>	<b>3825</b>	<b>59.8</b>	<b>22</b>	<b>13</b>	<b>65t</b>	<b>33/268</b>	<b>88.7</b>

RECEIVING	NO.	YDS.	AVG.	LG	TD
Duper	67	1313	19.6	85t	11
Hampton	61	446	7.3	19	3
Clayton	60	1150	19.2	68t	10
Hardy	54	430	8.0	18t	5
Nathan	48	457	9.5	23t	2
N. Moore	38	431	11.3	38t	7
Davenport	20	177	8.9	27	4
Johnson	19	170	8.9	20	4
Pruitt	15	235	15.7	27	2
Jensen	5	50	10.0	20t	1
Bennett	4	33	8.3	13	0
Carter	1	6	6.0	6	0
<b>DOLPHINS</b>	<b>392</b>	<b>4898</b>	<b>12.5</b>	<b>85t</b>	<b>46</b>
<b>OPPONENTS</b>	<b>290</b>	<b>3825</b>	<b>13.2</b>	<b>65t</b>	<b>22</b>

INTERCEPTIONS	NO.	YDS.	AVG.	LG	TD
Rose	2	63	31.5	36	0
McNeal	2	46	23.0	29	0
G. Blackwood	2	10	5.0	7	0
Judson	2	0	0.0	0	0
L. Blackwood	1	14	14.0	14	0
Offerdahl	1	14	14.0	14	0
B. Brown	1	3	3.0	3	0
Charles	1	2	2.0	2	0
Kozlowski	1	0	0.0	0	0
<b>DOLPHINS</b>	<b>13</b>	<b>152</b>	<b>11.7</b>	<b>36</b>	<b>0</b>
<b>OPPONENTS</b>	<b>23</b>	<b>221</b>	<b>9.6</b>	<b>70t</b>	<b>1</b>

PUNTING	NO.	YDS.	AVG.	LG	BK
Roby	56	2476	44.2	73	0
<b>DOLPHINS</b>	<b>56</b>	<b>2476</b>	<b>44.2</b>	<b>73</b>	<b>0</b>
<b>OPPONENTS</b>	<b>64</b>	<b>2648</b>	<b>41.4</b>	<b>64</b>	<b>0</b>

PUNT RET.	NO.	YDS.	AVG.	LG	TD
Ellis	24	149	6.2	17	0
Pruitt	11	150	13.6	71t	1
G. Blackwood	1	0	0.0	0	0
L. Blackwood	1	0	0.0	0	0
Clayton	1	0	0.0	0	0
Thompson	1	0	0.0	0	0
N. Moore	1	-2	-2.0	-2	0
<b>DOLPHINS</b>	<b>40</b>	<b>297</b>	<b>7.4</b>	<b>71t</b>	<b>1</b>
<b>OPPONENTS</b>	<b>23</b>	<b>200</b>	<b>8.7</b>	<b>34</b>	<b>0</b>

KICKOFF RET.	NO.	YDS.	AVG.	LG	TD
Ellis	25	541	21.6	41	0
Davenport	16	285	17.8	37	0
Hampton	9	182	20.2	25	0
Carter	9	133	14.8	22	0
Hardy	3	39	13.0	16	0
L. Lee	1	5	5.0	5	0
Johnson	1	0	0.0	0	0
Toth	1	0	0.0	0	0
<b>DOLPHINS</b>	<b>65</b>	<b>1185</b>	<b>18.2</b>	<b>41</b>	<b>0</b>
<b>OPPONENTS</b>	<b>53</b>	<b>997</b>	<b>18.8</b>	<b>40</b>	<b>0</b>

SCORING	Ru	Pa	Rt	PAT	FG	S	2	TP
Revez	0	0	0	52/55	14/22	0	0	94
Hampton	9	3	0	0	0	0	0	72
Duper	0	11	0	0	0	0	0	66
Clayton	0	10	0	0	0	0	0	60
N. Moore	0	7	0	0	0	0	0	42
Hardy	0	5	0	0	0	0	0	30
Johnson	0	4	0	0	0	0	0	24
Pruitt	0	2	1	0	0	0	0	18
Nathan	0	2	0	0	0	0	0	12
Davenport	0	1	0	0	0	0	0	6
Jensen	0	1	0	0	0	0	0	6
<b>DOLPHINS</b>	<b>9</b>	<b>46</b>	<b>1</b>	<b>52/55</b>	<b>14/22</b>	<b>0</b>	<b>0</b>	<b>430</b>
<b>OPPONENTS</b>	<b>23</b>	<b>22</b>	<b>2</b>	<b>45/46</b>	<b>26/31</b>	<b>0</b>	<b>0</b>	<b>405</b>

FIELD GOALS	1-19	20-29	30-39	40-49	50+
Revez	1/1	5/5	4/6	3/8	1/2
<b>DOLPHINS</b>	<b>1/1</b>	<b>5/5</b>	<b>4/6</b>	<b>3/8</b>	<b>1/2</b>
<b>OPPONENTS</b>	<b>2/2</b>	<b>6/7</b>	<b>12/14</b>	<b>6/6</b>	<b>0/2</b>

SACKS
M. Brown 5.0, Betters 4.0, H. Green 4.0, Little 4.0, J. Foster 3.0, Brudzinski 2.0, Offerdahl 2.0, Robinson 2.0, Turner 2.0, Shipp 1.0, Baumhower 1.0, M. Moore 1.0, Smith 1.0, Sochia 1.0
<b>DOLPHINS 33.0, OPPONENTS 17.0</b>

## USUAL STARTERS

OFFENSE
WR - Mark Duper (16)
LT - Jon Giesler (7), Cleveland Green (5), Jeff Dellenbach (4)
LG - Roy Foster (16)
C - Dwight Stephenson (16)
RG - Ronnie Lee (9), Larry Lee (5), Jeff Dellenbach (2)
RT - Greg Koch (16)
TE - Bruce Hardy (16)
WR - Mark Clayton (14), Nat Moore (1)
QB - Dan Marino (16)
RB - Lorenzo Hampton (16)
FB - Woody Bennett (14), Ron Davenport (2)
2TE - Dan Johnson (1)

DEFENSE
LDE - *T.J. Turner (15), Doug Betters (1)
NT - Bob Baumhower (12), Mike Charles (4)
LOLB - Bob Brudzinski (16)
LILB - Jackie Shipp (14), *Larry Kolic (2)
RILB - *John Offerdahl (15), Andy Hendl (1)
ROLB - Mark Brown (11), Hugh Green (3), David Frye (2)
LCB - Paul Lankford (11), Reyna Thompson (4), Don McNeal (1)
RCB - William Judson (16), Glenn Blackwood (10), Lyle
SS - Blackwood (4), Bud Brown (1), Paul Lankford (1)
FS - Bud Brown (14), Donovan Rose (2)
FS - Bud Brown (16)

\* Indicates Rookie

# 1987 FINAL STATISTICS (8-7)

DATE	OPPONENT	SCORE	W/L	ATT.
9/13	at New England	21-28	L	54,642
9/20	at Indianapolis	23-10	W	57,524
10/4	at Seattle	20-24	L	19,448
10/11	KANSAS CITY	42-0	W	25,867
10/18	at N.Y. Jets	31-37 (OT)	L	18,249
10/25	BUFFALO	31-34 (OT)	L	61,295
11/1	PITTSBURGH	35-24	W	52,578
11/8	at Cincinnati	20-14	W	53,840
11/15	INDIANAPOLIS	21-40	L	65,433
11/22	at Dallas	20-14	W	56,519
11/29	at Buffalo	0-27	L	68,055
12/7	N.Y. JETS	37-28	W	62,592
12/13	at Philadelphia	28-10	W	63,841
12/20	WASHINGTON	23-21	W	65,715
12/28	NEW ENGLAND	10-24	L	61,192

TEAM STATISTICS	MIA.	OPP.
<b>TOTAL FIRST DOWNS</b>	<b>331</b>	<b>314</b>
By Rushing	109	115
By Passing	197	176
By Penalty	25	23
Third Down: Made/Att.	96/202	94/208
Fourth Down: Made/Att.	9/18	5/13

TOTAL NET YARDS	5338	5445
Average Per Game	369.2	363.0
Total Plays	1005	1013
Average Per Play	5.5	5.4

NET YARDS RUSHING	1662	2198
Average Per Game	110.8	146.5
Total Rushes	408	498

NET YARDS PASSING	3876	3247
Average Per Game	258.4	216.5
Tackled/Yards Lost	13/101	21/183
Gross Yards	3977	3430
Attempts/Completions	584/338	494/295
Completion Percentage	57.9	59.7
Had Intercepted	20	16

PUNTS/AVERAGE	63/38.5	71/38.8
PENALTIES/YARDS	76/634	103/850
FUMBLES/BALL LOST	37/17	32/16

TOUCHDOWNS	47	42
By Rushing	16	18
By Passing	29	21
By Returns	2	3

SCORE BY QUARTERS	1	2	3	4	OT	Total
DOLPHINS	90	100	89	83	0	362
OPPONENTS	63	105	61	97	9	335

RUSHING	NO.	YDS.	AVG.	LG	TD
Stradford	145	619	4.3	51	6
Hampton	75	289	3.9	34	1
R. Scott	47	199	4.2	24	3
Davenport	32	114	3.6	27	1
W. Bennett	25	102	4.1	18	0
Mackey	17	98	5.8	17	2
Bailey	10	55	5.5	13	0
Konecny	6	46	7.7	19	0
Tagliavari	13	45	3.5	7	1
Isom	9	41	4.6	8	1
Nathan	4	20	5.0	8	0
Jensen	4	18	4.5	9	0
Roth	3	10	3.3	9	0
Clayton	2	8	4.0	4	0
T. Brown	3	3	1.0	3	0
Roby	1	0	0.0	0	0
Marino	12	-5	-0.4	5t	1

DOLPHINS	408	1662	4.1	51	16
OPPONENTS	498	2198	4.4	31	18

RECEIVING	NO.	YDS.	AVG.	LG	TD
Stradford	48	457	9.5	34	1
Clayton	46	776	16.9	43	7
Duper	33	597	18.1	59t	8
Hardy	28	292	10.4	31	2
Davenport	27	249	9.2	29	1
Pruitt	26	404	15.5	37	3
Jensen	26	221	8.5	20	1
Hampton	23	223	9.7	24	0
Tagliavari	12	117	9.8	27	0
Nathan	10	77	7.7	14	0
Douglas	9	92	10.2	17	1
Sampleton	8	64	8.0	19	0
Chavis	7	108	15.4	27	0
Lewis	6	53	8.8	22	1
Konecny	6	26	4.3	10	0
Reilly	5	70	14.0	20	2
Da. Johnson	4	35	8.8	22	2
W. Bennett	4	18	4.5	6	0
Caterbone	2	46	23.0	30	0
W. Smith	2	13	6.5	8	1
R. Scott	2	7	3.5	5	0
Isom	1	11	11.0	11	0
Banks	1	10	10.0	10t	1
T. Brown	1	6	6.0	6	0
Farmer	1	5	5.0	5	0

DOLPHINS	338	3977	11.8	59t	29
OPPONENTS	295	3430 <th>11.6</th> <th>55</th> <th>21</th>	11.6	55	21

INTERCEPTIONS	NO.	YDS.	AVG.	LG	TD
Lankford	3	44	14.7	44	0
Blackwood	3	17	5.7	17	0
Randle	2	16	8.0	11	0
Hooper	2	11	5.5	11	0
Judson	2	11	5.5	10	0
Hobley	2	7	3.5	7	0
Sowell	1	29	29.0	29	0
B. Brown	1	0	0.0	0	0

DOLPHINS	16	135	8.4	44	0
OPPONENTS	20	298	14.9	68	2

PUNTING	NO.	YDS.	AVG.	LG	BK
Roby	32	1371	42.8	77	0
Hayes	7	274	39.1	51	1
Gore	14	502	35.9	60	0
Strock	9	277	30.8	44	0

DOLPHINS	63	2424	38.5	77	1
OPPONENTS	71	2753	38.8	73	0

PUNT RET.	NO.	YDS.	AVG.	LG	TD
Schwedes	24	203	8.5	31	0
Caterbone	9	78	8.7	21	0
B. Brown	2	8	4.0	8	0
Blackwood	1	1	1.0	1	0
Hooper	1	0	0.0	0	0

DOLPHINS	37	209	7.8	31	0
OPPONENTS	26	141	5.4	15	0

KICKOFF RET.	NO.	YDS.	AVG.	LG	TD
Hampton	16	304	19.0	32	0
Stradford	14	258	18.4	32	0
Schwedes	9	177	19.7	34	0
Hardy	5	62	12.4	18	0
Farmer	3	56	18.7	23	0
Roth	2	49	24.5	26	0
Da. Johnson	2	13	6.5	10	0
R. Scott	1	22	22.0	22	0
Isom	1	11	11.0	11	0
Lewis	1	0	0.0	0	0

DOLPHINS	54	952	17.6	34	0
OPPONENTS	67	1222	18.2	47	0

SCORING	Ru	Pa	Rt	PAT	FG	S	2	TP
Revez	0	0	0	28/30	9/11	0	0	55
Duper	0	0	0	0	0	0	0	48
Clayton	0	7	0	0	0	0	0	42
Stradford	2	1	0	0	0	0	0	41
Beecher	0	0	0	12/12	3/4	0	0	22
Pruitt	0	3	0	0	0	0	0	18
R. Scott	3	0	0	0	0	0	0	12
Davenport	1	0	0	0	0	0	0	12
Hardy	0	2	0	0	0	0	0	12
Da. Johnson	2	2	0	0	0	0	0	12
Mackey	0	0	0	0	0	0	0	12
Marino	0	1	0	0	0	0	0	6
Douglas	1	0	0	0	0	0	0	6
Hampton	1	0	0	0	0	0	0	6
Hobley	0	1	0	0	0	0	0	6
Hooper	0	0	1	0	0	0	0	6
Isom	1	0	0	0	0	0	0	6
Jensen	1	0	0	0	0	0	0	6
Lewis	0	0	0	0	0	0	0	6
Marino	1	0	0	0	0	0	0	6
W. Smith	0	1	0	0	0	0	0	6
Tagliavari	1	0	0	0	0	0	0	6
Tiffin	0	0	0	4/4	0/1	0	0	4

DOLPHINS	16	29	2	44/47	12/16	0	36/2
OPPONENTS	18	21	3	41/47	14/22	0	0/35

FIELD GOALS	1-19	20-29	30-39	40-49	50+
Revez	1/1	2/2	2/2	4/6	0/0
Beecher	1/1	0/0	1/1	1/2	0/0
Tiffin	0/0	0/0	0/0	0/1	0/0

DOLPHINS	0/0	7/8	3/3	4/7	2/5	1/2
OPPONENTS	0/0	7/8	4/7	2/5	1/2	0/0

SACKS	Turner 4.0	Sochia 3.5	Bosa 3.0	Readon 2.0	Lambrecht 1.5	Offerdahl 1.5	M. Brown 1.0	Bruzdzinski 1.0	Frye 1.0	Graf 1.0	Scott 1.0	Wimberly 0.5
-------	------------	------------	----------	------------	---------------	---------------	--------------	-----------------	----------	----------	-----------	--------------

DOLPHINS 21.0, OPPONENTS 13.0
-------------------------------

## USUAL STARTERS

### OFFENSE

WR -	Mark Duper (1), Leland Douglas (2), James Pruitt (1), Dameon Reilly (1)
LT -	Jon Giesler (9), Jeff Dellenbach (3), Scott Kehoe (3)
LG -	Roy Foster (12), Jeff Wiska (3)
C -	Dwight Stephenson (9), Jeff Dellenbach (3), Greg Ours (3)
RG -	Tom Toth (12), Jim Gilmore (2), Louis Oubre (1)
RT -	Ronnie Lee (9), Bill Baalles (3), *Mark Dennis (2), Greg Koch (1)
TE -	Bruce Hardy (12), Lawrence Sampleton (3)
WR -	Mark Clayton (12), Mike Caterbone (1), QB - Dan Marino (12), Kyle Mackey (3), Lorenzo Hampton (6), *Troy Stradford
RB -	(5), *Ronald Scott (2), John Tagliavari (1)
FB -	Woody Bennett (11), Ron Davenport (1), Clarence Bailey (1), Rickey Isom (1)
2TE -	David Lewis (3)

### DEFENSE

LDE -	T.J. Turner (12), Derek Wimberly (3)
NT -	Brian Sochia (12), *Mike Lambrecht (3)
RDE -	*John Bosa (12), Charles Bennett (3)
LOLB -	Bob Bruzdinski (7), *Rick Graf (5), Dennis Fowlkes (3)
ULB -	Jackie Shipp (12), *Victor Morris (3)
RILB -	John Offerdahl (9), Mark Brown (3), *Tim Pidgeon (3)
ROLB -	Mark Brown (9), Duke Schamel (3), Bob Bruzdinski (1), David Frye (1), Hugh Green (1)
LCB -	Paul Lankford (11), Robert Sowell (3), Reyna Thompson (1)
RCB -	William Judson (12), Trel Hooper (2), John Swain (1)
SS -	Glenn Blackwood (8), Liffort Hobley (2), Demetrious Johnson (2), Tate Randle (1)
FS -	Bud Brown (8), Lyle Blackwood (2), Liffort Hobley (2), Trel Hooper (1), Donovan Rose (1), Paul Lankford (1)

\* Indicates Rookie

PASSING	ATT.	COMP.	YDS.	PCT.	TD	INT.	LG	SCK/LST	RATING
Marino	444	263	3245	59.2	26	13	59t	9/77	89.2
Mackey	109	57	604	52.3	3	5	30	4/24	58.8
Strock	23	13	114	56.5	0	1	26	0/0	51.7

# 1988 FINAL STATISTICS (6-10)

DATE	OPPONENT	SCORE	W/L	ATT.
9/4	at Chicago	7-34	L	63,330
9/11	at Buffalo	6-9	L	79,520
9/18	GREEN BAY	24-17	W	54,409
9/25	at Indianapolis	13-15	L	59,638
10/2	MINNESOTA	24-7	W	59,867
10/9	at L.A. Raiders	24-14	W	50,751
10/16	SAN DIEGO	31-28	W	58,972
10/23	N.Y. JETS	30-44	L	68,292
10/30	at Tampa Bay	17-14	W	67,352
11/6	at New England	10-21	L	60,840
11/14	BUFFALO	6-31	L	67,091
11/20	NEW ENGLAND 3-6		L	53,526
11/27	at N.Y. Jets	34-38	L	52,752
12/4	INDIANAPOLIS	28-31	L	45,236
12/12	CLEVELAND	38-31	W	61,884
12/18	at Pittsburgh	24-40	L	36,051

TEAM STATISTICS	MIA.	OPP.
<b>TOTAL FIRST DOWNS</b>	<b>321</b>	<b>359</b>
By Rushing	77	155
By Passing	218	173
By Penalty	26	31
Third Down: Made/Att.	71/184	101/207
Fourth Down: Made/Att.	7/16	4/13
<b>TOTAL NET YARDS</b>	<b>5721</b>	<b>5781</b>
Average Per Game	357.6	361.3
Total Plays	963	1072
Average Per Play	5.9	5.4
<b>NET YARDS RUSHING</b>	<b>1205</b>	<b>2506</b>
Average Per Game	75.3	156.6
Total Rushes	335	557
<b>NET YARDS PASSING</b>	<b>4516</b>	<b>3275</b>
Average Per Game	282.3	204.7
Tackled/Yards Lost	74/1	24/162
Gross Yards	4557	3442
Attempts/Completions	621/363	491/298
Completion Percentage	58.5	60.7
Had Intercepted	23	16
<b>PUNTS/AVERAGE</b>	<b>64/43.0</b>	<b>58/41.8</b>
<b>PENALTIES/YARDS</b>	<b>99/845</b>	<b>103/734</b>
<b>FUMBLES/BALL LOST</b>	<b>26/12</b>	<b>31/15</b>
<b>TOUCHDOWNS</b>	<b>41</b>	<b>45</b>
By Rushing	11	22
By Passing	29	19
By Returns	1	4

SCORE BY QUARTERS	1	2	3	4	OT	Total
DOLPHINS	72	97	88	62	0	319
OPPONENTS	51	159	69	101	0	380

RUSHING	NO.	YDS.	AVG.	LG	TD
Hampton	117	414	3.5	33	9
Stradford	95	335	3.5	18	2
Davenport	55	273	5.0	64	0
Bennett	31	115	3.7	12	0
Jensen	10	68	6.8	23	0
Cribbs	5	21	4.2	11	0
Clayton	1	4	4.0	4	0
Edmunds	1	-8	-8.0	-8	0
Marino	20	-17	-0.9	6	0
<b>DOLPHINS</b>	<b>335</b>	<b>1205</b>	<b>3.6</b>	<b>64</b>	<b>11</b>
<b>OPPONENTS</b>	<b>557</b>	<b>2506</b>	<b>4.5</b>	<b>44</b>	<b>22</b>

PASSING	ATT.	COMP.	YDS.	PCT.	TD	INT.	LG	SCK/LST	RATING
Marino	606	354	4434	58.4	28	23	80+	6/31	80.8
Jaworski	14	9	123	64.3	1	0	22	1/10	116.1
Stradford	1	0	0	0.0	0	0	0	0/0	39.6
<b>DOLPHINS</b>	<b>621</b>	<b>363</b>	<b>4557</b>	<b>58.5</b>	<b>29</b>	<b>23</b>	<b>80+</b>	<b>7/41</b>	<b>81.5</b>
<b>OPPONENTS</b>	<b>491</b>	<b>298</b>	<b>3442</b>	<b>60.7</b>	<b>19</b>	<b>16</b>	<b>47</b>	<b>24/167</b>	<b>81.2</b>

RECEIVING	NO.	YDS.	AVG.	LG	TD
Clayton	86	1129	13.1	45t	14
Jensen	58	652	11.2	31	5
Stradford	56	426	7.6	36	1
Duper	39	626	16.1	56	1
Edmunds	33	575	17.4	80+	3
Davenport	30	282	9.4	27	0
Banks	23	430	18.7	55	2
Hampton	23	204	8.9	39+	3
Schwedes	6	130	21.7	42	0
Hardy	4	46	11.5	19	0
Pruitt	2	38	19.0	19	0
Bennett	2	16	8.0	12	0
Kinchen	1	3	3.0	3	0
<b>DOLPHINS</b>	<b>363</b>	<b>4557</b>	<b>12.6</b>	<b>80+</b>	<b>29</b>
<b>OPPONENTS</b>	<b>298</b>	<b>3442</b>	<b>11.6</b>	<b>47</b>	<b>19</b>

INTERCEPTIONS	NO.	YDS.	AVG.	LG	TD
Williams	4	62	15.5	23	0
Judson	4	57	14.3	52	0
M. Brown	2	13	6.5	13	0
Offerdahl	2	2	1.0	2	0
Thomas	1	48	48.0	48	0
McNeal	1	23	23.0	23	0
Graf	1	14	14.0	14	0
Lankford	1	0	0.0	0	0
<b>DOLPHINS</b>	<b>16</b>	<b>219</b>	<b>13.7</b>	<b>52</b>	<b>0</b>
<b>OPPONENTS</b>	<b>23</b>	<b>399</b>	<b>17.3</b>	<b>78+</b>	<b>4</b>

PUNTING	NO.	YDS.	AVG.	LG	BK
Roby	64	2754	43.0	64	0
<b>DOLPHINS</b>	<b>64</b>	<b>2754</b>	<b>43.0</b>	<b>64</b>	<b>0</b>
<b>OPPONENTS</b>	<b>58</b>	<b>2427</b>	<b>41.8</b>	<b>66</b>	<b>1</b>

PUNT RET.	NO.	YDS.	AVG.	LG	TD
Schwedes	24	230	9.6	36	0
Williams	3	29	9.7	14	0
<b>DOLPHINS</b>	<b>27</b>	<b>259</b>	<b>9.6</b>	<b>36</b>	<b>0</b>
<b>OPPONENTS</b>	<b>35</b>	<b>318</b>	<b>9.1</b>	<b>31</b>	<b>0</b>

KICKOFF RET.	NO.	YDS.	AVG.	LG	TD
Cribbs	41	863	21.0	44	0
Hampton	9	216	24.0	37	0
Williams	8	159	19.9	27	0
Schwedes	3	49	16.3	25	0
Davenport	2	41	20.5	21	0
Edmunds	1	20	20.0	20	0
Hardy	1	17	17.0	17	0
<b>DOLPHINS</b>	<b>65</b>	<b>1365</b>	<b>21.0</b>	<b>44</b>	<b>0</b>
<b>OPPONENTS</b>	<b>53</b>	<b>1109</b>	<b>20.9</b>	<b>57</b>	<b>0</b>

SCORING	Ru	Pa	Rt	PAT	FG	S	2	TP
Clayton	0	14	0	0	0	0	0	84
Hampton	9	3	0	0	0	0	0	72
Revezl	0	0	0	31/32	8/12	0	0	55
Jensen	0	5	0	0	0	0	0	30
Edmunds	0	3	0	0	0	0	0	18
Franklin	0	0	0	6/7	4/11	0	0	18
Stradford	2	1	0	0	0	0	0	18
Banks	0	2	0	0	0	0	0	12
Duper	0	1	0	0	0	0	0	6
Hobley	0	0	1	0	0	0	0	6

<b>DOLPHINS</b>	<b>11</b>	<b>29</b>	<b>1</b>	<b>37/41</b>	<b>12/23</b>	<b>0</b>	<b>0</b>	<b>319</b>
<b>OPPONENTS</b>	<b>22</b>	<b>19</b>	<b>4</b>	<b>44/45</b>	<b>22/28</b>	<b>0</b>	<b>0</b>	<b>380</b>

FIELD GOALS	1-19	20-29	30-39	40-49	50+
Revezl	0/0	4/4	3/4	1/2	0/2
Franklin	0/0	1/2	2/4	0/1	1/4
<b>DOLPHINS</b>	<b>0/0</b>	<b>5/6</b>	<b>5/8</b>	<b>1/3</b>	<b>1/4</b>
<b>OPPONENTS</b>	<b>0/0</b>	<b>6/6</b>	<b>10/11</b>	<b>4/7</b>	<b>2/6</b>

SACKS
Turner 5.0, Sochia 4.5, Cline 4.0, Kumerow 3.0, Green 2.5, Bosa 2.0, Graf 1.0, Lankford 1.0, M. Brown 0.5, Offerdahl 0.5.
<b>DOLPHINS 24.0, OPPONENTS 7.0</b>

## USUAL STARTERS

### OFFENSE

WR	Mark Duper (13), Fred Banks (2), Scott Schwedes (1)
LT	Jon Giestler (9), Mark Dennis (7),
LG	Roy Foster (15), Harry Galbreath (1)
C	Jeff Dellenbach (16)
RG	Harry Galbreath (12), Tom Toth (4)
TE	Ronnie Lee (16)
RT	*Ferrell Edmunds (14), Bruce Hardy (2)
WR	Mark Clayton (16)
QB	Dan Marino (16)
RB	Lorenzo Hampton (10), Troy Stradford (6)
FB	Woody Bennett (7), Ron Davenport (5), Jim Jensen (4)

### DEFENSE

LDE	T.J. Turner (16)
NT	Brian Sochia (16)
RDE	Jackie Cline (9), John Bosa (6), Jeff Cross (1)
LOLB	Rick Graf (16)
LILB	Mark Brown (12), Jackie Shipp (4)
ROLB	Hugh Green (16)
RILB	John Offerdahl (16)
LCB	Paul Lankford (10), Don McNeal (3), Reyna Thompson (2), *Rodney Thomas (1)
RCB	William Judson (16)
SS	Liffort Hobley (13), Bud Brown (3)
FS	*Jarvis Williams (16)

\* Indicates Rookie



# 1989 FINAL STATISTICS (8-8)

DATE	OPPONENT	SCORE	W/L	ATT.
9/10	BUFFALO	24-27	L	54,541
9/17	at New England	24-10	W	57,043
9/24	N.Y. JETS	33-40	L	65,908
10/1	at Houston	7-39	L	53,326
10/8	CLEVELAND	13-10 (OT)	W	58,444
10/15	at Cincinnati	20-13	W	58,184
10/22	GREEN BAY	23-20	W	56,624
10/29	at Buffalo	17-31	L	80,208
11/5	INDIANAPOLIS	19-13	W	52,680
11/12	at N.Y. Jets	31-23	W	65,923
11/19	at Dallas	17-14	W	56,044
11/26	PITTSBURGH	14-34	L	59,936
12/3	at Kansas City	21-26	L	54,610
12/10	NEW ENGLAND	31-10	W	55,918
12/17	at Indianapolis	13-42	L	55,665
12/24	KANSAS CITY	24-27	L	43,612

TEAM STATISTICS	MIA.	OPP.
<b>TOTAL FIRST DOWNS</b>	<b>311</b>	<b>337</b>
By Rushing	88	139
By Passing	202	180
By Penalty	21	18
Third Down: Made/Att.	101/209	67/194
Fourth Down: Made/Att.	7/14	8/21
<b>TOTAL NET YARDS</b>	<b>5546</b>	<b>5696</b>
Average Per Game	346.6	356.0
Total Plays	1011	1045
Average Per Play	5.5	5.5
<b>NET YARDS RUSHING</b>	<b>1330</b>	<b>2153</b>
Average Per Game	83.1	134.6
Total Rushes	400	493
<b>NET YARDS PASSING</b>	<b>4216</b>	<b>3543</b>
Average Per Game	263.5	221.4
Tackled/Yards Lost	10/86	39/268
Gross Yards	4302	3811
Attempts/Completions	601/331	513/315
Completion Percentage	55.1	61.4
Had Intercepted	25	15
<b>PUNTS/AVERAGE</b>	<b>59/41.7</b>	<b>62/39.0</b>
<b>PENALTIES/YARDS</b>	<b>83/614</b>	<b>106/831</b>
<b>FUMBLES/BALL LOST</b>	<b>30/16</b>	<b>19/8</b>
<b>TOUCHDOWNS</b>	<b>39</b>	<b>43</b>
By Rushing	10	19
By Passing	26	21
By Returns	3	3

SCORE BY QUARTERS	1	2	3	4	OT	Total
DOLPHINS	78	96	73	81	3	331
OPPONENTS	57	128	77	117	0	379
<b>RUSHING</b>	<b>NO.</b>	<b>YDS.</b>	<b>AVG.</b>	<b>LG</b>	<b>TD</b>	
Smith	200	659	3.3	25	6	
Stradford	66	240	3.6	13	1	
Logan	57	201	3.5	14	0	
Davenport	14	56	4.0	9	1	
Jensen	8	50	6.3	14	0	
Hampton	17	47	2.8	9	0	
Secules	4	39	9.8	17	0	
T. Brown	13	26	2.0	6	0	
Faola	2	10	5.0	5	0	
Clayton	3	9	3.0	11	0	
Roby	2	0	0.0	0	0	
Marino	14	-7	-0.5	2	2	
<b>DOLPHINS</b>	<b>400</b>	<b>1330</b>	<b>3.3</b>	<b>25</b>	<b>10</b>	
<b>OPPONENTS</b>	<b>493</b>	<b>2153</b>	<b>4.4</b>	<b>33</b>	<b>19</b>	

PASSING	ATT.	COMP.	YDS.	PCT.	TD	INT.	LG	SCK/LST	RATING
Marino	550	308	3997	56.0	24	22	78t	10/86	76.9
Secules	50	22	286	44.0	1	3	44t	0/0	44.3
Jensen	1	1	19	100.0	1	0	19t	0/0	158.3
<b>DOLPHINS</b>	<b>601</b>	<b>331</b>	<b>4302</b>	<b>55.1</b>	<b>26</b>	<b>25</b>	<b>78t</b>	<b>10/86</b>	<b>74.9</b>
<b>OPPONENTS</b>	<b>513</b>	<b>315</b>	<b>3811</b>	<b>61.4</b>	<b>21</b>	<b>15</b>	<b>63t</b>	<b>39/268</b>	<b>85.7</b>

RECEIVING	NO.	YDS.	AVG.	LG	TD
Clayton	64	1011	15.8	78t	9
Jensen	61	557	9.1	20	6
Duper	49	717	14.6	41	1
Edmunds	32	382	11.9	30	3
Banks	30	520	17.3	61	1
Stradford	25	233	9.3	32	0
A. Brown	24	410	17.1	48t	5
T. Brown	13	117	9.0	23	0
Hampton	8	25	3.1	12	0
Schwedes	7	174	24.9	65t	1
Smith	7	81	11.6	34	0
Logan	5	34	6.8	11	0
Davenport	3	19	6.3	9	0
Kinchen	1	12	12.0	12	0
Faola	1	8	8.0	8	0
Hardy	1	2	2.0	2	0
<b>DOLPHINS</b>	<b>331</b>	<b>4302</b>	<b>13.0</b>	<b>78t</b>	<b>26</b>
<b>OPPONENTS</b>	<b>315</b>	<b>3811</b>	<b>12.1</b>	<b>63t</b>	<b>21</b>

INTERCEPTIONS	NO.	YDS.	AVG.	LG	TD
Oliver	4	32	8.0	23	0
McNeal	3	-6	-2.0	0	0
Williams	2	43	21.5	24	0
Judson	2	31	15.5	28	0
Thomas	2	4	2.0	4	0
Hobley	1	22	22.0	22	0
Lankford	1	0	0.0	0	0
<b>DOLPHINS</b>	<b>15</b>	<b>126</b>	<b>8.4</b>	<b>28</b>	<b>0</b>
<b>OPPONENTS</b>	<b>25</b>	<b>335</b>	<b>13.4</b>	<b>48</b>	<b>1</b>

PUNTING	NO.	YDS.	AVG.	LG	BK
Roby	58	2458	42.4	58	1
<b>DOLPHINS</b>	<b>59</b>	<b>2458</b>	<b>41.7</b>	<b>58</b>	<b>1</b>
<b>OPPONENTS</b>	<b>62</b>	<b>2416</b>	<b>39.0</b>	<b>63</b>	<b>1</b>

PUNT RET.	NO.	YDS.	AVG.	LG	TD
Schwedes	18	210	11.7	70t	1
Stradford	14	129	9.2	19	0
Gibson	1	-1	-1.0	-1	0
<b>DOLPHINS</b>	<b>33</b>	<b>338</b>	<b>10.2</b>	<b>70t</b>	<b>1</b>
<b>OPPONENTS</b>	<b>26</b>	<b>256</b>	<b>9.8</b>	<b>18</b>	<b>0</b>

KICKOFF RET.	NO.	YDS.	AVG.	LG	TD
Logan	24	613	25.5	97t	1
Hampton	17	303	17.8	34	0
Reaves	6	84	14.0	22	0
Schwedes	3	24	8.0	13	0
Faola	2	30	15.0	17	0
Kinchen	2	26	13.0	17	0
A. Brown	2	9	4.5	9	0
Williams	1	21	21.0	21	0
Davenport	1	19	19.0	19	0
Ahrens	1	10	10.0	10	0
Goode	1	8	8.0	8	0
Brudzinski	1	6	6.0	6	0
<b>DOLPHINS</b>	<b>61</b>	<b>1153</b>	<b>18.9</b>	<b>97t</b>	<b>1</b>
<b>OPPONENTS</b>	<b>63</b>	<b>1215</b>	<b>19.3</b>	<b>40</b>	<b>0</b>

SCORING	Ru	Pa	Rt	PAT	FG	S	2	TP
Stojanovich	0	0	0	38/39	19/26	0	0	95
Clayton	0	9	0	0	0	0	0	54
Jensen	0	6	0	0	0	0	0	36
Smith	6	0	0	0	0	0	0	36
A. Brown	0	5	0	0	0	0	0	30
Edmunds	0	3	0	0	0	0	0	18
Logan	0	2	0	0	0	0	0	12
Marino	2	0	0	0	0	0	0	12
Schwedes	0	1	1	0	0	0	0	12
Banks	0	1	0	0	0	0	0	6
Davenport	1	0	0	0	0	0	0	6
Duper	0	1	0	0	0	0	0	6
Stradford	1	0	0	0	0	0	0	6
Team	0	0	0	0	0	1	0	2
<b>DOLPHINS</b>	<b>10</b>	<b>26</b>	<b>3</b>	<b>38/39</b>	<b>19/26</b>	<b>1</b>	<b>0</b>	<b>331</b>
<b>OPPONENTS</b>	<b>19</b>	<b>21</b>	<b>3</b>	<b>42/43</b>	<b>25/33</b>	<b>2</b>	<b>0</b>	<b>379</b>

FIELD GOALS	1-19	20-29	30-39	40-49	50+
Stojanovich	1/1	8/8	5/5	4/8	1/3
<b>DOLPHINS</b>	<b>1/1</b>	<b>8/8</b>	<b>5/5</b>	<b>4/8</b>	<b>1/3</b>
<b>OPPONENTS</b>	<b>1/1</b>	<b>8/8</b>	<b>10/12</b>	<b>5/9</b>	<b>1/3</b>

SACKS	Cross	Green	7.5	Sochia	5.0	Bosa	2.0	Kumerow	2.0	Offerdahl	1.5	Ahrens	1.0	Cline	1.0	Frye	1.0	Graf	1.0	Hobley	1.0	Junior	1.0	Krauss	1.0	Lankford	1.0	Thomas	1.0	Williams	1.0	TEAM	1.0
<b>DOLPHINS</b>	<b>39.0</b>	<b>OPPONENTS</b>	<b>10.0</b>																														

## USUAL STARTERS

OFFENSE
WR - Mark Duper (14), Fred Banks (2)
LT - Jeff Dellenbach (15), Louis Cheek (1)
LG - Roy Foster (16)
C - Jeff Ulhenhake (15), Jeff Dellenbach (1)
RG - Harry Galbreath (14), Tom Toth (2)
RT - Ronnie Lee (15), Mark Dennis (1)
TE - Ferrell Edmunds (16)
WR - Mark Clayton (15), Fred Banks (1)
QB - Dan Marino (16)
RB - *Sammie Smith (12), Troy Stradford (4)
Tom Brown (7), Marc Logan (4), Ron
FB - Davenport (3), Jim Jensen (1), Nuu
Faola (1)

DEFENSE
LDE - T.J. Turner (11), John Bosa (3), Jackie
Cline (2)
NT - Brian Sochia (16)
RDE - Jeff Cross (16)
LOLB - E.J. Junior (12), Rick Graf (4)
LILB - John Offerdahl (8), David Ahrens (8)
RILB - Barry Krauss (12), Greg Clark (4)
ROLB - Hugh Green (16)
LCB - Paul Lankford (16)
RCB - William Judson (14), Rodney
Thomas (2)
SS - Jarvis Williams (16)
FS - *Louis Oliver (13), Liffort Hobley (3)

\* Indicates Rookie

# 1990 FINAL STATISTICS (12-4)

DATE	OPPONENT	SCORE	W/L	ATT.
9/9	at New England	27-24	W	45,305
9/16	BUFFALO	30-7	W	68,142
9/23	at N.Y. Giants	3-20	L	76,483
9/30	at Pittsburgh	28-6	W	54,691
10/7	N.Y. JETS	20-16	W	69,678
10/18	NEW ENGLAND	17-10	W	62,630
10/28	at Indianapolis	27-7	W	59,213
11/4	PHOENIX	23-3	W	54,924
11/11	at N.Y. Jets	17-3	W	68,362
11/19	L.A. RAIDERS	10-13	L	70,553
11/25	at Cleveland	30-13	W	70,225
12/2	at Washington	20-42	L	53,599
12/9	PHILADELPHIA	23-20 (OT)	W	67,034
12/16	SEATTLE	24-17	W	57,851
12/23	at Buffalo	14-24	L	80,235
12/30	INDIANAPOLIS	23-17	W	59,547

TEAM STATISTICS	MIA.	OPP.
<b>TOTAL FIRST DOWNS</b>	<b>303</b>	<b>268</b>
By Rushing	90	110
By Passing	190	145
By Penalty	23	13
Third Down: Made/Att.	88/206	79/207
Fourth Down: Made/Att.	10/13	7/18
<b>TOTAL NET YARDS</b>	<b>5047</b>	<b>4547</b>
Average Per Game	315.4	284.2
Total Plays	975	968
Average Per Play	5.2	4.7
<b>NET YARDS RUSHING</b>	<b>1535</b>	<b>1831</b>
Average Per Game	95.9	114.4
Total Rushes	420	461
<b>NET YARDS PASSING</b>	<b>3512</b>	<b>2716</b>
Average Per Game	219.5	169.8
Tackled/Yards Lost	16/99	45/348
Gross Yards	3611	3064
Attempts/Completions	539/310	462/257
Completion Percentage	57.5	55.6
Had Intercepted	12	19
<b>PUNTS/AVERAGE</b>	<b>72/42.0</b>	<b>75/40.0</b>
<b>PENALTIES/YARDS</b>	<b>64/486</b>	<b>95/759</b>
<b>FUMBLES/BALL LOST</b>	<b>33/15</b>	<b>23/8</b>
<b>TOUCHDOWNS</b>	<b>39</b>	<b>26</b>
By Rushing	13	11
By Passing	21	14
By Returns	5	1

SCORE BY QUARTERS	1	2	3	4	OT	Total
DOLPHINS	60	113	77	83	3	336
OPPONENTS	30	108	39	65	0	242

RUSHING	NO.	YDS.	AVG.	LG	TD
Smith	226	831	3.7	33	8
Logan	79	317	4.0	17	2
Stradford	37	138	3.7	15	1
Paige	32	95	3.0	11	2
Higgs	10	67	6.7	27	0
Secules	8	34	4.3	17	0
Marino	16	29	1.8	15	0
Limbrick	5	14	2.8	5	0
Martin	1	8	8.0	8	0
Jensen	4	6	1.5	2	0
Banks	1	3	3.0	3	0
Edmunds	1	-7	-7.0	-7	0
<b>DOLPHINS</b>	<b>420</b>	<b>1535</b>	<b>3.7</b>	<b>33</b>	<b>13</b>
<b>OPPONENTS</b>	<b>461</b>	<b>1831</b>	<b>4.0</b>	<b>39</b>	<b>11</b>

PASSING	ATT.	COMP.	YDS.	PCT.	TD	INT.	LG	SCK/LST	RATING
Marino	531	306	3563	57.6	21	11	69t	15/90	82.6
Secules	7	3	17	42.9	0	1	8	1/9	10.7
Jensen	1	1	31	100.0	0	0	31	0/0	118.8
<b>DOLPHINS</b>	<b>539</b>	<b>310</b>	<b>3611</b>	<b>57.5</b>	<b>21</b>	<b>12</b>	<b>69t</b>	<b>16/99</b>	<b>81.6</b>
<b>OPPONENTS</b>	<b>462</b>	<b>257</b>	<b>3064</b>	<b>55.6</b>	<b>14</b>	<b>19</b>	<b>64t</b>	<b>45/348</b>	<b>69.0</b>

RECEIVING	NO.	YDS.	AVG.	LG	TD
Duper	52	810	15.6	69t	5
Jensen	44	365	8.3	18	1
Paige	35	247	7.1	17t	4
Clayton	32	406	12.7	43	3
Edmunds	31	446	14.4	35	1
Stradford	30	257	8.6	23	0
Martin	29	388	13.4	45	2
Pruitt	13	235	18.1	35t	3
Banks	13	131	10.1	23	0
Logan	11	134	12.2	53t	1
Swedes	7	54	7.7	12	0
Limbrick	6	66	11.0	19	1
A. Brown	4	23	5.8	9	0
<b>DOLPHINS</b>	<b>310</b>	<b>3611</b>	<b>11.6</b>	<b>69t</b>	<b>21</b>
<b>OPPONENTS</b>	<b>257</b>	<b>3064</b>	<b>11.9</b>	<b>64t</b>	<b>14</b>

INTERCEPTIONS	NO.	YDS.	AVG.	LG	TD
Oliver	5	87	17.4	35	0
Williams	5	82	16.4	42t	1
McKyer	4	40	10.0	21	0
Glenn	2	31	15.5	31t	1
Offerdahl	1	28	28.0	28	0
Hobley	1	15	15.0	15	0
Kumerow	1	5	5.0	5	0
<b>DOLPHINS</b>	<b>19</b>	<b>288</b>	<b>15.2</b>	<b>42t</b>	<b>2</b>
<b>OPPONENTS</b>	<b>12</b>	<b>184</b>	<b>15.3</b>	<b>73</b>	<b>0</b>

PUNTING	NO.	YDS.	AVG.	LG	BK
Roby	72	3022	42.0	62	0
<b>DOLPHINS</b>	<b>72</b>	<b>3022</b>	<b>42.0</b>	<b>62</b>	<b>0</b>
<b>OPPONENTS</b>	<b>75</b>	<b>3001</b>	<b>40.0</b>	<b>63</b>	<b>1</b>

PUNT RET.	NO.	YDS.	AVG.	LG	TD
Martin	26	140	5.4	35	0
Swedes	9	89	9.9	23	0
Stradford	3	4	1.3	4	0
Williams	1	0	0.0	0	0
<b>DOLPHINS</b>	<b>39</b>	<b>233</b>	<b>6.0</b>	<b>35</b>	<b>0</b>
<b>OPPONENTS</b>	<b>40</b>	<b>397</b>	<b>9.9</b>	<b>36</b>	<b>0</b>

KICKOFF RET.	NO.	YDS.	AVG.	LG	TD
Logan	20	367	18.4	35	0
Higgs	10	210	21.0	30	0
Stradford	3	56	18.7	21	0
Swedes	2	52	26.0	30	0
Collins	2	30	15.0	30	0
Adams	2	16	8.0	10	0
Paige	1	18	18.0	18	0
Kinchen	1	16	16.0	16	0
Sims	1	9	9.0	9	0
Graf	1	-6	-6.0	-6	0
<b>DOLPHINS</b>	<b>43</b>	<b>780</b>	<b>18.1</b>	<b>35</b>	<b>0</b>
<b>OPPONENTS</b>	<b>53</b>	<b>1092</b>	<b>20.6</b>	<b>38</b>	<b>0</b>

SCORING	Ru	Pa	Rt	PAT	FG	S	2	TP
Stoyanovich	0	0	0	37/37	21/25	0	0	100
Smith	8	1	0	0	0	0	0	54
Paige	2	4	0	0	0	0	0	36
Duper	0	5	0	0	0	0	0	30
Clayton	0	3	0	0	0	0	0	18
Pruitt	0	3	0	0	0	0	0	18
Logan	2	0	0	0	0	0	0	12
Martin	0	2	0	0	0	0	0	12
Edmunds	0	1	0	0	0	0	0	6
Glenn	0	0	1	0	0	0	0	6
Higgs	0	0	1	0	0	0	0	6
Jensen	0	1	0	0	0	0	0	6
Odum	0	0	1	0	0	0	0	6
Swedes	0	1	0	0	0	0	0	6
Sochia	0	0	1	0	0	0	0	6
Stradford	1	0	0	0	0	0	0	6
Williams	0	0	1	0	0	0	0	6
Team	0	0	0	0	0	1	0	2
<b>DOLPHINS</b>	<b>13</b>	<b>21</b>	<b>5</b>	<b>37/37</b>	<b>21/25</b>	<b>1</b>	<b>0</b>	<b>336</b>
<b>OPPONENTS</b>	<b>11</b>	<b>14</b>	<b>1</b>	<b>26/26</b>	<b>20/29</b>	<b>0</b>	<b>0</b>	<b>242</b>

FIELD GOALS	1-19	20-29	30-39	40-49	50+
Stoyanovich	2/2	7/8	6/7	4/5	2/3
<b>DOLPHINS</b>	<b>2/2</b>	<b>7/8</b>	<b>6/7</b>	<b>4/5</b>	<b>2/3</b>
<b>OPPONENTS</b>	<b>1/1</b>	<b>6/6</b>	<b>4/9</b>	<b>7/8</b>	<b>2/5</b>

SACKS
Cross 11.5, Junior 6.0, Griggs 5.5, Wilson 4.0, Hobley 3.0, Oglesby 2.5, Green 2.0, Williams 2.0, Lee 1.5, J.B. Brown 1.0, Glenn 1.0, Odum 1.0, Offerdahl 1.0, Oliver 1.0, Sochia 1.0, Turner 1.0.
<b>DOLPHINS 45.0, OPPONENTS 16.0</b>

USUAL STARTERS
<b>OFFENSE</b>
WR - Mark Duper (15), Jim Jensen (1)
LT - *Richmond Webb (16)
LG - *Keith Sims (13), Roy Foster (3)
C - Jeff Ulhenhake (16)
RG - Harry Galbreath (16)
RT - Mark Dennis (16)
TE - Ferrell Edmunds (16)
WR - Mark Clayton (10), Tony Martin (5), Fred Banks (1)
QB - Dan Marino (16)
RB - Sammie Smith (16)
FB - Tony Paige (13), Garrett Limbrick (2), Jim Jensen (1)

DEFENSE
LDE - T.J. Turner (12), Brian Sochia (2), Karl Wilson (2)
NT - Shawn Lee (10), *Alfred Oglesby (6)
RDE - Jeff Cross (16)
LOLB - David Griggs (16)
LILB - John Offerdahl (16)
RILB - Cliff Odum (16)
ROLB - Hugh Green (16)
LCB - Tim McKyer (16)
RCB - J.B. Brown (16)
SS - Jarvis Williams (16)
FS - Louis Oliver (16)

\* Indicates Rookie

# 1991 FINAL STATISTICS (8-8)

DATE	OPPONENT	SCORE	W/L	ATT.
9/1	at Buffalo	31-35	L	80/252
9/8	INDIANAPOLIS	17-6	W	51/155
9/15	at Detroit	13-17	L	56,896
9/22	GREEN BAY	16-13	W	56,583
9/29	at N.Y. Jets	23-41	L	71,170
10/6	at New England	20-10	W	49,749
10/13	at Kansas City	7-42	L	76,201
10/20	HOUSTON	13-17	L	60,705
11/3	at Indianapolis	10-6	W	55,899
11/10	NEW ENGLAND	30-20	W	56,065
11/18	BUFFALO	27-41	L	71,062
11/24	at Chicago	16-13 (OT)	W	58,288
12/1	TAMPA BAY	33-14	W	51,036
12/9	CINCINNATI	37-13	W	60,616
12/15	at San Diego	30-38	L	47,731
12/22	N.Y. JETS	20-23 (OT)	L	69,636

TEAM STATISTICS	MIA.	OPP.
<b>TOTAL FIRST DOWNS</b>	<b>312</b>	<b>327</b>
By Rushing	91	133
By Passing	205	177
By Penalty	16	17
Third Down: Made/Att.	84/205	103/210
Fourth Down: Made/Att.	10/13	6/10
<b>TOTAL NET YARDS</b>	<b>5241</b>	<b>5406</b>
Average Per Game	327.6	337.6
Total Plays	970	1019
Average Per Play	5.4	5.3
<b>NET YARDS RUSHING</b>	<b>1352</b>	<b>2301</b>
Average Per Game	84.5	143.8
Total Rushes	379	499
<b>NET YARDS PASSING</b>	<b>3889</b>	<b>3105</b>
Average Per Game	243.1	194.1
Tackled/Yards Lost	28/188	35/248
Gross Yards	4077	3353
Attempts/Completions	563/327	485/300
Completion Percentage	58.1	61.9
Had Intercepted	14	12
<b>PUNTS/AVERAGE</b>	<b>57/44.8</b>	<b>65/39.8</b>
<b>PENALTIES/YARDS</b>	<b>62/514</b>	<b>65/684</b>
<b>FUMBLES/BALL LOST</b>	<b>23/14</b>	<b>19/9</b>
<b>TOUCHDOWNS</b>	<b>35</b>	<b>40</b>
By Rushing	8	17
By Passing	26	18
By Returns	1	5

SCORE BY QUARTERS	1	2	3	4	OT	Total
DOLPHINS	55	119	51	115	3	343
OPPONENTS	65	100	75	106	3	349

RUSHING	NO.	YDS.	AVG.	LG	TD
Higgs	231	905	3.9	24	4
S. Smith	83	297	3.6	18	1
Craver	20	58	2.9	7	1
Marino	27	32	1.2	11	1
Secules	4	30	7.5	12	1
Paige	10	25	2.5	6	0
Logan	4	5	1.3	2	0
<b>DOLPHINS</b>	<b>379</b>	<b>1352</b>	<b>3.6</b>	<b>24</b>	<b>8</b>
<b>OPPONENTS</b>	<b>499</b>	<b>2301</b>	<b>4.6</b>	<b>63t</b>	<b>17</b>

PASSING	ATT.	COMP.	YDS.	PCT.	TD	INT.	LG	SCK/LST	RATING
Marino	549	318	3970	57.9	25	13	54	27/182	85.8
Secules	13	8	90	61.5	1	1	17	1/6	75.8
Jensen	1	1	17	100.0	0	0	17	0/0	118.8
<b>DOLPHINS</b>	<b>563</b>	<b>327</b>	<b>4077</b>	<b>58.1</b>	<b>26</b>	<b>14</b>	<b>54</b>	<b>28/188</b>	<b>85.7</b>
<b>OPPONENTS</b>	<b>485</b>	<b>300</b>	<b>3353</b>	<b>61.9</b>	<b>18</b>	<b>12</b>	<b>54t</b>	<b>35/348</b>	<b>84.5</b>

RECEIVING	NO.	YDS.	AVG.	LG	TD
Duper	70	1085	15.5	43t	5
Clayton	70	1053	15.0	43t	12
Paige	57	469	8.2	26	1
Martin	27	434	16.1	54	2
Jensen	21	183	8.7	19	2
Baty	20	269	13.5	30	1
S. Smith	14	95	6.8	12	0
Edmunds	11	118	10.7	22	2
Higgs	11	80	7.3	13	0
Banks	9	119	13.2	25	1
Craver	8	67	8.4	25	0
Miller	4	49	12.3	15	0
Pruitt	2	30	15.0	24	0
Henry	2	17	8.5	9	0
Sims	1	9	9.0	9	0
<b>DOLPHINS</b>	<b>327</b>	<b>4077</b>	<b>12.5</b>	<b>54</b>	<b>26</b>
<b>OPPONENTS</b>	<b>300</b>	<b>3353</b>	<b>11.2</b>	<b>54t</b>	<b>18</b>

INTERCEPTIONS	NO.	YDS.	AVG.	LG	TD
Oliver	5	80	16.0	37	0
Harden	2	39	19.5	22	0
Lee	1	14	14.0	14	0
Reichenbach	1	2	2.0	2	0
Brown	1	0	0.0	0	0
J. Williams	1	0	0.0	0	0
Odum	1	0	0.0	0	0
<b>DOLPHINS</b>	<b>12</b>	<b>135</b>	<b>11.3</b>	<b>37</b>	<b>0</b>
<b>OPPONENTS</b>	<b>14</b>	<b>217</b>	<b>15.5</b>	<b>83t</b>	<b>2</b>

PUNTING	NO.	YDS.	AVG.	LG	BK
Roby	54	2466	45.7	64	1
Stoyanovich	2	85	42.5	49	0
<b>DOLPHINS</b>	<b>56</b>	<b>2551</b>	<b>44.8</b>	<b>64</b>	<b>1</b>
<b>OPPONENTS</b>	<b>65</b>	<b>2588</b>	<b>39.8</b>	<b>61</b>	<b>2</b>

PUNT RET.	NO.	YDS.	AVG.	LG	TD
Miller	28	248	8.9	32	0
Martin	1	10	10.0	10	0
Junior	1	0	0.0	0	0
<b>DOLPHINS</b>	<b>30</b>	<b>258</b>	<b>8.6</b>	<b>32</b>	<b>0</b>
<b>OPPONENTS</b>	<b>30</b>	<b>332</b>	<b>11.1</b>	<b>39</b>	<b>0</b>

KICKOFF RET.	NO.	YDS.	AVG.	LG	TD
Craver	32	615	19.2	49	0
Logan	12	191	15.9	31	0
Paige	2	31	15.5	16	0
Hill	1	33	33.0	33	0
Henry	1	13	13.0	13	0
J. Williams	1	7	7.0	7	0
Dellenbach	1	0	0.0	0	0
<b>DOLPHINS</b>	<b>50</b>	<b>890</b>	<b>17.8</b>	<b>49</b>	<b>0</b>
<b>OPPONENTS</b>	<b>66</b>	<b>1270</b>	<b>19.2</b>	<b>39</b>	<b>0</b>

SCORING	Ru	Pa	Rt	PAT	FG	S	2	TP
Stoyanovich	0	0	28/29	31/37	0	0	0	121
Clayton	0	12	0	0	0	0	0	72
Duper	0	5	0	0	0	0	0	30
Higgs	4	0	0	0	0	0	0	24
Edmunds	0	2	0	0	0	0	0	12
Jensen	0	2	0	0	0	0	0	12
Martin	0	2	0	0	0	0	0	12
Baumann	0	0	0	6/6	2/2	0	0	12
Banks	0	1	0	0	0	0	0	6
Baty	0	1	0	0	0	0	0	6
Craver	1	0	0	0	0	0	0	6
Klingbeil	0	1	0	0	0	0	0	6
Marino	1	0	0	0	0	0	0	6
Paige	0	1	0	0	0	0	0	6
S. Smith	1	0	0	0	0	0	0	6
Secules	1	0	0	0	0	0	0	6
<b>DOLPHINS</b>	<b>8</b>	<b>26</b>	<b>1</b>	<b>34/35</b>	<b>33/39</b>	<b>0</b>	<b>0</b>	<b>343</b>
<b>OPPONENTS</b>	<b>17</b>	<b>18</b>	<b>5</b>	<b>40/40</b>	<b>23/33</b>	<b>0</b>	<b>0</b>	<b>349</b>

FIELD GOALS	1-19	20-29	30-39	40-49	50+
Stoyanovich	2/2	8/8	11/12	7/10	3/5
Baumann	0/0	1/1	0/0	1/1	0/0
<b>DOLPHINS</b>	<b>2/2</b>	<b>9/9</b>	<b>11/12</b>	<b>8/11</b>	<b>3/5</b>
<b>OPPONENTS</b>	<b>1/1</b>	<b>9/11</b>	<b>6/7</b>	<b>6/9</b>	<b>1/5</b>

SACKS
Cross 7.0, Griggs 5.5, Junior 5.0, Klingbeil 5.0, Turner 4.0, B. Cox 2.0, Offerdahl 1.5, Gardner 1.0, H. Green 1.0, Harden 1.0, Odum 1.0, TEAM 1.0.
<b>DOLPHINS 35.0, OPPONENTS 28.0</b>

## USUAL STARTERS

OFFENSE
WR - Mark Duper (16)
LT - Richmond Webb (14), Jeff Dellenbach (2)
LG - Keith Sims (12), Bert Weidner (4)
C - Jeff Uhlenhake (10), Bert Weidner (6)
RG - Harry Galbreath (16)
RT - Mark Dennis (16)
TE - Greg Baty (8), Ferrell Edmunds (8)
WR - Mark Clayton (16)
QB - Dan Marino (16)
RB - Mark Higgs (10), Sammie Smith (6)
FB - Tony Paige (16)

DEFENSE
LDE - Alfred Oglesby (8), T.J. Turner (8)
NT - (4), T.J. Turner (4), Brian Sochia (2), Shawn Lee (2)
RDE - Jeff Cross (16)
LOLB - David Griggs (16)
LILB - Cliff Odum (11), Mike Reichenbach (5)
RILB - Mike Reichenbach (10), John Offerdahl (6)
ROLB - *Bryan Cox (13), Hugh Green (3)
LCB - Vestee Jackson (11), Michael McGruder (5)
RCB - J.B. Brown (11), Vestee Jackson (5)
SS - Jarvis Williams (11), Bobby Harden (5)
FS - Louis Oliver (16)

\* Indicates Rookie

# 1992 FINAL STATISTICS (11-5)

DATE	OPPONENT	SCORE	W/L	ATT.
9/14	at Cleveland	27-23	W	74,765
9/20	L.A. RAMS	26-10	W	55,945
9/27	at Seattle	19-17	W	59,374
10/4	at Buffalo	37-10	W	80,368
10/11	ATLANTA	21-17	W	68,633
10/18	NEW ENGLAND	38-17	W	61,120
10/25	INDIANAPOLIS	20-31	L	61,117
11/1	at N.Y. Jets	14-26	L	69,313
11/8	at Indianapolis	28-0	W	59,892
11/16	BUFFALO	20-26	L	70,629
11/22	HOUSTON	19-16	W	63,597
11/29	at New Orleans	13-24	L	68,591
12/6	at San Francisco	3-27	L	58,474
12/14	L.A. RAIDERS	20-7	W	67,098
12/20	N.Y. JETS	19-17	W	68,275
12/27	at New England	16-13 (OT)	W	34,726

TEAM STATISTICS	MIA.	OPP.
<b>TOTAL FIRST DOWNS</b>	<b>316</b>	<b>273</b>
By Rushing	101	92
By Passing	194	168
By Penalty	21	13
Third Down: Made/Att.	78/201	88/217
Fourth Down: Made/Att.	8/16	7/20
<b>TOTAL NET YARDS</b>	<b>5500</b>	<b>4583</b>
Average Per Game	343.8	286.4
Total Plays	998	976
Average Per Play	5.5	4.7
<b>NET YARDS RUSHING</b>	<b>1525</b>	<b>1600</b>
Average Per Game	95.3	100.0
Total Rushes	407	428
<b>NET YARDS PASSING</b>	<b>3975</b>	<b>2983</b>
Average Per Game	248.8	186.4
Tackled/Yards Lost	28/173	36/283
Goals	4148	3266
Attempts/Completions	563/332	512/294
Completion Percentage	59.0	57.4
Had Intercepted	17	18
<b>PUNTS/AVERAGE</b>	<b>61/39.7</b>	<b>74/40.1</b>
<b>PENALTIES/YARDS</b>	<b>86/656</b>	<b>89/679</b>
<b>FUMBLES/BALL LOST</b>	<b>31/17</b>	<b>25/14</b>
<b>TOUCHDOWNS</b>	<b>36</b>	<b>32</b>
By Rushing	9	9
By Passing	24	16
By Returns	3	7

SCORE BY QUARTERS	1	2	3	4	OT	Total
DOLPHINS	75	85	87	90	3	340
OPPONENTS	49	80	71	81	0	281

RUSHING	NO.	YDS.	AVG.	LG	TD
Higgs	256	915	3.6	23	7
Humphrey	102	471	4.6	21	1
Marino	20	66	3.3	12	0
Parmalee	6	38	6.3	20	0
Paige	7	11	1.6	6	1
Mitchell	8	10	1.3	8	0
Craver	3	9	3.0	8	0
Saxon	4	7	1.8	4	0
Martin	1	-2	-2.0	-2	0
<b>DOLPHINS</b>	<b>407</b>	<b>1525</b>	<b>3.7</b>	<b>23</b>	<b>9</b>
<b>OPPONENTS</b>	<b>428</b>	<b>1600</b>	<b>3.7</b>	<b>40</b>	<b>9</b>

PASSING	ATT.	COMP.	YDS.	PCT.	TD	INT.	LG	SCK/LST	RATING
Marino	554	330	4116	59.6	24	16	62t	28/173	85.1
Mitchell	8	2	32	25.0	0	1	18	0/0	4.2
Martin	1	0	0	0.0	0	0	0	0/0	39.6
<b>DOLPHINS</b>	<b>563</b>	<b>332</b>	<b>4148</b>	<b>59.0</b>	<b>24</b>	<b>17</b>	<b>62t</b>	<b>28/173</b>	<b>83.6</b>
<b>OPPONENTS</b>	<b>512</b>	<b>294</b>	<b>3266</b>	<b>57.4</b>	<b>16</b>	<b>18</b>	<b>60</b>	<b>36/283</b>	<b>72.3</b>

RECEIVING	NO.	YDS.	AVG.	LG	TD
Humphrey	54	507	9.4	26	1
K. Jackson	48	594	12.4	42	5
Paige	48	399	8.3	30	1
Duper	44	762	17.3	62t	7
Clayton	43	619	14.4	44	3
Martin	33	553	16.8	55t	2
Banks	22	319	14.5	39t	3
Higgs	16	142	8.9	21	0
Edmunds	10	91	9.1	15	1
Saxon	5	41	8.2	14	0
Clark	3	59	19.7	45	0
M. Williams	3	43	14.3	18	0
Baty	3	19	6.3	12	1
<b>DOLPHINS</b>	<b>332</b>	<b>4148</b>	<b>12.5</b>	<b>62t</b>	<b>24</b>
<b>OPPONENTS</b>	<b>294</b>	<b>3266</b>	<b>11.1</b>	<b>60</b>	<b>16</b>

INTERCEPTIONS	NO.	YDS.	AVG.	LG	TD
Oliver	5	200	40.0	103t	1
Brown	4	119	29.8	48	1
V. Jackson	3	63	21.0	30t	1
Vincent	2	47	23.5	32	0
J. Williams	2	29	14.5	25	0
Alexander	1	0	0.0	0	0
Cox	1	0	0.0	0	0
<b>DOLPHINS</b>	<b>18</b>	<b>458</b>	<b>25.4</b>	<b>103t</b>	<b>3</b>
<b>OPPONENTS</b>	<b>17</b>	<b>446</b>	<b>26.2</b>	<b>102t</b>	<b>4</b>

PUNTING	NO.	YDS.	AVG.	LG	BK
Roby	35	1443	41.2	60	0
Prokop	24	891	37.1	56	0
Stoyanovich	2	90	45.0	48	0
<b>DOLPHINS</b>	<b>61</b>	<b>2424</b>	<b>39.7</b>	<b>60</b>	<b>0</b>
<b>OPPONENTS</b>	<b>74</b>	<b>2971</b>	<b>40.1</b>	<b>59</b>	<b>1</b>

PUNT RET.	NO.	YDS.	AVG.	LG	TD
Miller	24	175	7.3	19	0
Vincent	5	16	3.2	6	0
Martin	1	0	0.0	0	0
J. Williams	1	0	0.0	0	0
<b>DOLPHINS</b>	<b>31</b>	<b>191</b>	<b>6.2</b>	<b>19</b>	<b>0</b>
<b>OPPONENTS</b>	<b>33</b>	<b>382</b>	<b>11.6</b>	<b>84t</b>	<b>1</b>

KICKOFF RET.	NO.	YDS.	AVG.	LG	TD
M. Williams	19	328	17.3	28	0
Parmalee	14	289	20.6	32	0
Craver	8	174	21.8	44	0
Paige	2	29	14.5	19	0
Humphrey	1	18	18.0	18	0
<b>DOLPHINS</b>	<b>44</b>	<b>838</b>	<b>19.0</b>	<b>44</b>	<b>0</b>
<b>OPPONENTS</b>	<b>65</b>	<b>1380</b>	<b>21.2</b>	<b>82</b>	<b>0</b>

SCORING	Ru	Pa	Rt	PAT	FG	S	2	TP
Stoyanovich	0	0	0	34/36	30/37	0	0	124
Duper	0	7	0	0	0	0	0	42
Higgs	7	0	0	0	0	0	0	42
K. Jackson	0	5	0	0	0	0	0	30
Banks	0	3	0	0	0	0	0	18
Clayton	0	3	0	0	0	0	0	18
Humphrey	1	1	0	0	0	0	0	12
Martin	0	2	0	0	0	0	0	12
Paige	1	1	0	0	0	0	0	12
Baty	0	1	0	0	0	0	0	6
Brown	0	0	1	0	0	0	0	6
Edmunds	0	1	0	0	0	0	0	6
V. Jackson	0	0	1	0	0	0	0	6
Oliver	0	0	1	0	0	0	0	6
<b>DOLPHINS</b>	<b>9</b>	<b>24</b>	<b>3</b>	<b>34/36</b>	<b>30/37</b>	<b>0</b>	<b>0</b>	<b>340</b>
<b>OPPONENTS</b>	<b>9</b>	<b>16</b>	<b>7</b>	<b>30/32</b>	<b>19/26</b>	<b>1</b>	<b>0</b>	<b>281</b>

FIELD GOALS	1-19	20-29	30-39	40-49	50+
Stoyanovich	0/0	9/9	14/16	4/4	3/8
<b>DOLPHINS</b>	<b>0/0</b>	<b>9/9</b>	<b>14/16</b>	<b>4/4</b>	<b>3/8</b>
<b>OPPONENTS</b>	<b>2/2</b>	<b>8/8</b>	<b>4/5</b>	<b>3/8</b>	<b>2/3</b>

SACKS	Cox	14.0	Coleman	6.0	Cross	5.0	Griggs	3.0	Hobley	2.0	Offerdahl	1.5	Webster	1.5	Braggs	1.0	Hollier	1.0	Kingsbeil	1.0
<b>DOLPHINS</b>	<b>36.0</b>	<b>OPPONENTS</b>	<b>28.0</b>																	

USUAL STARTERS	
OFFENSE	
WR	Mark Duper (16)
LT	Richmond Webb (16)
LG	Keith Sims (16)
C	Jeff Uhlenhake (13), Bert Weidner (3)
RG	Harry Galbreath (16)
RT	Jeff Dallenbach (8), Mark Dennis (8)
TE	Keith Jackson (11), Ferrell Edmunds (5)
QB	Mark Clayton (13), Tony Martin (3)
WR	Dan Marino (16)
RB	Mark Higgs (15), Bobby Humphrey (1)
FB	Tony Paige (16)
DEFENSE	
LDE	Jeff Cross (7), David Griggs (4), T.J. Turner (4), *Marco Coleman (1)
NT	Chuck Klingbeil (13), Jeff Cross (2), T.J. Turner (1)
RDE	*Marco Coleman (7), Jeff Cross (7), Chuck Klingbeil (2)
LOLB	David Griggs (9), *Marco Coleman (9)
LILB	John Grimsley (11), Bryan Cox (1), Dwight Hollier (1), Mark Sander (1)
RILB	John Offerdahl (8), Dwight Hollier (4), Bryan Cox (1), Mark Sander (1)
ROLB	Bryan Cox (14)
LCB	*Troy Vincent (11), Chris Green (2), J.B. Brown (1), Kerry Glenn (1), Vestee Jackson (1)
RCB	J.B. Brown (14), Bruce Alexander (1), Vestee Jackson (1)
SS	Jarvis Williams (10), Liffort Hobley (5), *Troy Vincent (1)
FS	Louis Oliver (16)
5DB	Vestee Jackson (3), *Troy Vincent (2), J.B. Brown (1)

\* Indicates Rookie

# 1993 FINAL STATISTICS (9-7)

DATE	OPPONENT	SCORE	W/L	ATT.
9/5	at Indianapolis	24-20	W	51,858
9/12	N.Y. JETS	14-24	L	70,314
9/26	at Buffalo	22-13	W	79,635
10/4	WASHINGTON	17-10	W	68,568
10/10	at Cleveland	24-14	W	78,138
10/24	INDIANAPOLIS	41-27	W	57,301
10/31	KANSAS CITY	30-10	W	67,765
11/7	at N.Y. Jets	10-27	L	71,306
11/14	at Philadelphia	19-14	W	64,213
11/21	NEW ENGLAND	17-13	W	59,982
11/25	at Dallas	16-14	W	60,198
12/5	N.Y. GIANTS	14-19	L	72,161
12/13	PITTSBURGH	20-21	L	70,232
12/19	BUFFALO	34-47	L	71,597
12/27	at San Diego	20-45	L	60,311
1/2	at New England	27-33 (OT)	L	53,883

TEAM STATISTICS	MIA.	OPP.
<b>TOTAL FIRST DOWNS</b>	<b>309</b>	<b>332</b>
By Rushing	85	103
By Passing	207	205
By Penalty	17	24
Third Down: Made/Att.	100/218	103/229
Fourth Down: Made/Att.	8/17	3/10
<b>TOTAL NET YARDS</b>	<b>5812</b>	<b>5150</b>
Average Per Game	363.3	321.9
Total Plays	1030	1061
Average Per Play	5.6	4.9
<b>NET YARDS RUSHING</b>	<b>1459</b>	<b>1665</b>
Average Per Game	91.2	104.1
Total Rushes	419	460
<b>NET YARDS PASSING</b>	<b>4353</b>	<b>3485</b>
Average Per Game	272.1	217.8
Tackled/Yards Lost	30/211	29/197
Gross Yards	4564	3682
Attempts/Completions	581/342	572/350
Completion Percentage	58.9	61.2
Had Intercepted	18	13
<b>PUNTS/AVERAGE</b>	<b>58/39.7</b>	<b>76/41.3</b>
<b>PENALTIES/YARDS</b>	<b>81/663</b>	<b>92/650</b>
<b>FUMBLES/BALL LOST</b>	<b>32/16</b>	<b>30/14</b>
<b>TOUCHDOWNS</b>	<b>40</b>	<b>43</b>
By Rushing	10	12
By Passing	27	26
By Returns	3	5

SCORE BY QUARTERS	1	2	3	4	OT	Total
DOLPHINS	100	76	85	88	0	349
OPPONENTS	56	126	71	92	6	351

RUSHING	NO.	YDS.	AVG.	LG	TD
Higgs	186	693	3.7	31	3
Kirby	119	390	3.3	20	3
Byars	64	269	4.2	77t	3
Mitchell	21	89	4.2	32	0
Parmalee	4	16	4.0	12	0
Saxon	5	13	2.6	9	0
Martin	1	6	6.0	6	0
Pederson	2	-1	-0.5	0	0
DeBerg	4	-4	-1.0	-1	0
Fryar	3	-4	-1.3	2	0
Marino	9	-4	-0.4	4t	1
McDuffie	1	-4	-4.0	-4	0
<b>DOLPHINS</b>	<b>419</b>	<b>1459</b>	<b>3.5</b>	<b>77t</b>	<b>10</b>
<b>OPPONENTS</b>	<b>460</b>	<b>1665</b>	<b>3.6</b>	<b>65t</b>	<b>12</b>

PASSING	ATT.	COMP.	YDS.	PCT.	TD	INT.	LG	SCK/LST	RATING
Mitchell	233	133	1773	57.1	12	8	77t	7/49	84.2
DeBerg	188	113	1521	60.1	6	7	47	15/116	81.0
Marino	150	91	1218	60.7	8	3	80t	7/42	95.9
Pederson	8	4	41	50.0	0	0	12	1/4	65.1
Byars	2	1	11	50.0	1	0	11t	0/0	106.3
<b>DOLPHINS</b>	<b>581</b>	<b>342</b>	<b>4564</b>	<b>58.9</b>	<b>27</b>	<b>18</b>	<b>80t</b>	<b>30/211</b>	<b>86.4</b>
<b>OPPONENTS</b>	<b>572</b>	<b>350</b>	<b>3682</b>	<b>61.2</b>	<b>26</b>	<b>13</b>	<b>54</b>	<b>29/197</b>	<b>85.6</b>

RECEIVING	NO.	YDS.	AVG.	LG	TD
Kirby	75	874	11.7	47	3
Fryar	64	1010	15.8	65t	5
Byars	61	613	10.0	27	3
Ingram	44	707	16.1	77t	6
K. Jackson	39	613	15.7	57t	6
Martin	20	347	17.4	80t	3
McDuffie	19	197	10.4	18	0
Higgs	10	72	7.2	15	0
Baty	5	78	15.6	32	1
Miller	2	15	7.5	8	0
Banks	1	26	26.0	26	0
M. Williams	1	11	11.0	11	0
Parmalee	1	1	1.0	1	0
<b>DOLPHINS</b>	<b>342</b>	<b>4564</b>	<b>13.3</b>	<b>80t</b>	<b>27</b>
<b>OPPONENTS</b>	<b>350</b>	<b>3682</b>	<b>10.5</b>	<b>54</b>	<b>26</b>

INTERCEPTIONS	NO.	YDS.	AVG.	LG	TD
Brown	5	43	8.6	29	0
Oliver	2	60	30.0	56t	1
Vincent	2	29	14.5	23	0
Green	2	0	0.0	0	0
Cox	1	26	26.0	26	0
Holsley	1	17	17.0	17	0
<b>DOLPHINS</b>	<b>13</b>	<b>175</b>	<b>13.5</b>	<b>56t</b>	<b>1</b>
<b>OPPONENTS</b>	<b>18</b>	<b>329</b>	<b>18.3</b>	<b>97t</b>	<b>2</b>

PUNTING	NO.	YDS.	AVG.	LG	BK
McDuffie	58	2304	39.7	56	0
<b>DOLPHINS</b>	<b>58</b>	<b>2304</b>	<b>39.7</b>	<b>56</b>	<b>0</b>
<b>OPPONENTS</b>	<b>76</b>	<b>3135</b>	<b>41.3</b>	<b>60</b>	<b>1</b>

PUNT RET.	NO.	YDS.	AVG.	LG	TD
McDuffie	28	317	11.3	72t	2
Vincent	0	9	-	9	0
<b>DOLPHINS</b>	<b>28</b>	<b>326</b>	<b>11.6</b>	<b>72t</b>	<b>2</b>
<b>OPPONENTS</b>	<b>32</b>	<b>359</b>	<b>11.2</b>	<b>64t</b>	<b>1</b>

KICKOFF RET.	NO.	YDS.	AVG.	LG	TD
McDuffie	32	755	23.6	48	0
M. Williams	8	180	22.5	39	0
Kirby	4	85	21.3	26	0
Miller	2	22	11.0	16	0
Fryar	1	10	10.0	10	0
Baty	1	7	7.0	7	0
Saxon	1	7	7.0	7	0
Vincent	0	2	-	2	0
<b>DOLPHINS</b>	<b>49</b>	<b>1068</b>	<b>21.8</b>	<b>48</b>	<b>0</b>
<b>OPPONENTS</b>	<b>62</b>	<b>1239</b>	<b>20.0</b>	<b>40</b>	<b>0</b>

SCORING	Ru	Pa	Rt	PAT	FG	S	2	TP
Stoyanovich	0	0	0	37/37	24/32	0	0	109
Byars	3	3	0	0	0	0	0	36
Ingram	0	6	0	0	0	0	0	36
K. Jackson	0	6	0	0	0	0	0	36
Kirby	3	3	0	0	0	0	0	36
Fryar	0	5	0	0	0	0	0	30
Higgs	3	0	0	0	0	0	0	18
Martin	0	3	0	0	0	0	0	18
McDuffie	0	2	0	0	0	0	0	12
Baty	0	1	0	0	0	0	0	6
Marino	1	0	0	0	0	0	0	6
Oliver	0	1	0	0	0	0	0	6
<b>DOLPHINS</b>	<b>10</b>	<b>27</b>	<b>3</b>	<b>37/40</b>	<b>24/32</b>	<b>0</b>	<b>0</b>	<b>0</b>
<b>OPPONENTS</b>	<b>12</b>	<b>26</b>	<b>5</b>	<b>40/42</b>	<b>17/27</b>	<b>1</b>	<b>0</b>	<b>351</b>

FIELD GOALS	1-19	20-29	30-39	40-49	50+
Stoyanovich	2/2	9/10	7/11	4/7	2/2
<b>DOLPHINS</b>	<b>2/2</b>	<b>9/10</b>	<b>7/11</b>	<b>4/7</b>	<b>2/2</b>
<b>OPPONENTS</b>	<b>0/0</b>	<b>3/4</b>	<b>8/11</b>	<b>5/10</b>	<b>1/2</b>

SACKS	Cross	10.5	Coleman	5.5	Cox	5.0	Hunter	3.0	Vassey	2.0	Klingbeil	1.5	Alexander	1.0	Briggs	0.5
<b>DOLPHINS</b>	<b>29.0</b>	<b>OPPONENTS</b>	<b>30.0</b>													

## USUAL STARTERS

OFFENSE	
WR	- Irving Fryar (16)
LT	- Richmond Webb (16)
LG	- Keith Sims (16)
C	- Jeff Dellenbach (11), Jeff Uhlenhake (5)
RT	- Bert Weidner (11), Jeff Dellenbach (5)
RG	- Ron Heller (16)
TE	- Keith Jackson (15), Greg Baty (1)
WR	- Mark Ingram (16)
QB	- Scott Mitchell (7), Dan Marino (5), Steve DeBerg (4)
RB	- Mark Higgs (8), *Terry Kirby (8)
FB	- Keith Byars (16)
DEFENSE	
LDE	- Jeff Cross (16)
DT	- Larry Webster (9), Mike Golic (7)
NT	- Chuck Klingbeil (16)
RDE	- Marco Coleman (15), Jeff Hunter (1)
LLB	- John Grimsley (9), Dwight Hollier (3), Liffort Hobbey (2)
MLB	- John Offerdahl (8), Dwight Hollier (7), Cliff Odum (1)
RLB	- Bryan Cox (16)
LCB	- Troy Vincent (13), Darrell Malone (1), Vestee Jackson (1), Frankie Smith (1)
RCB	- J.B. Brown (16)
SS	- Jarvis Williams (14), Vestee Jackson (2)
FS	- Louis Oliver (11), Stephen Braggs (5)
SDB	- Vestee Jackson (2)

\* Indicates Rookie

# 1994 FINAL STATISTICS (10-6)

DATE	OPPONENT	SCORE	W/L	ATT.
9/4	NEW ENGLAND	29-15	W	71,023
9/11	at Green Bay	24-14	W	55,011
9/18	N.Y. JETS	28-14	W	68,977
9/25	at Minnesota	35-38	L	64,035
10/2	at Cincinnati	23-7	W	55,056
10/9	at Buffalo	11-21	L	79,491
10/16	L.A. RAIDERS	20-17 (OT)	W	70,112
10/30	at New England	23-3	W	59,167
11/6	INDIANAPOLIS	22-21	W	71,158
11/13	CHICAGO	14-17	L	64,871
11/20	at Pittsburgh	13-16 (OT)	L	59,148
11/27	at N.Y. Jets	28-24	W	75,606
12/4	BUFFALO	31-42	L	69,358
12/12	KANSAS CITY	45-28	W	71,578
12/18	at Indianapolis	6-10	L	58,867
12/25	DETROIT	27-20	W	70,980

TEAM STATISTICS	MIA.	OPP.
<b>TOTAL FIRST DOWNS</b>	<b>344</b>	<b>305</b>
By Rushing	109	85
By Passing	220	195
By Penalty	15	25
Third Down: Made/Att.	101/219	76/197
Fourth Down: Made/Att.	17/25	8/22
<b>TOTAL NET YARDS</b>	<b>6078</b>	<b>5224</b>
Average Per Game	379.9	326.5
Total Plays	1078	1000
Average Per Play	5.6	5.2
<b>NET YARDS RUSHING</b>	<b>1658</b>	<b>1430</b>
Average Per Game	103.6	89.4
Total Rushes	433	394
<b>NET YARDS PASSING</b>	<b>4420</b>	<b>3794</b>
Average Per Game	276.3	237.1
Tackled/Yards Lost	18/113	29/160
Gross Yards	4533	3954
Attempts/Completions	627/392	577/334
Completion Percentage	62.5	57.9
Had Intercepted	18	23
<b>PUNTS/AVERAGE</b>	<b>60/40.2</b>	<b>68/41.7</b>
<b>PENALTIES/YARDS</b>	<b>92/747</b>	<b>82/653</b>
<b>FUMBLES/BALL LOST</b>	<b>28/14</b>	<b>29/9</b>
<b>TOUCHDOWNS</b>	<b>45</b>	<b>42</b>
By Rushing	13	14
By Passing	31	23
By Returns	1	5

SCORE BY QUARTERS	1	2	3	4	OT	Total
DOLPHINS	22	135	105	124	3	389
OPPONENTS	85	52	87	100	3	327
<b>RUSHING</b>	<b>NO.</b>	<b>YDS.</b>	<b>AVG.</b>	<b>LG</b>	<b>TD</b>	
Parmalee	216	868	4.0	47t	6	
Spikes	70	312	4.5	40	2	
Kirby	60	233	3.9	30	2	
Higgs	19	68	3.6	21	0	
Byars	19	64	3.4	12	2	
Craver	6	43	7.2	19	0	
McDuffie	5	32	6.4	12	0	
Kosar	1	17	17.0	17	0	
Saxon	8	16	2.0	7	0	
Gary	7	11	1.6	4	0	
Marino	22	-6	-0.3	10	1	
<b>DOLPHINS</b>	<b>433</b>	<b>1658</b>	<b>3.8</b>	<b>47t</b>	<b>13</b>	
<b>OPPONENTS</b>	<b>394</b>	<b>1430</b>	<b>3.6</b>	<b>45t</b>	<b>14</b>	

RECEIVING	NO.	YDS.	AVG.	LG	TD
Fryar	73	1270	17.4	54t	7
K. Jackson	59	673	11.4	35	7
Byars	49	418	8.5	34	5
Ingram	44	506	11.5	64t	6
McDuffie	37	488	13.2	30	3
Parmalee	34	249	7.3	22	1
Saxon	27	151	5.6	25	0
Craver	24	237	9.9	28	0
M. Williams	15	221	14.7	29	0
Kirby	14	154	11.0	26	0
Miller	6	94	15.7	27	1
Spikes	4	16	4.0	9	0
R. Williams	2	26	13.0	17	0
Gary	2	19	9.5	11	0
Baty	2	11	5.5	8	1
<b>DOLPHINS</b>	<b>392</b>	<b>4533</b>	<b>11.6</b>	<b>64t</b>	<b>31</b>
<b>OPPONENTS</b>	<b>334</b>	<b>3954</b>	<b>11.8</b>	<b>83t</b>	<b>23</b>

INTERCEPTIONS	NO.	YDS.	AVG.	LG	TD
Vincent	5	113	22.6	58t	1
Brown	3	82	27.3	38	0
Atkins	3	24	8.0	18	0
Stewart	3	11	3.7	11	0
Braxton	2	3	1.5	3	0
Beavers	2	0	0.0	0	0
Hollier	1	36	36.0	36	0
Veasey	1	7	7.0	7	0
Cross	1	0	0.0	0	0
Malone	1	0	0.0	0	0
Oliver	1	0	0.0	0	0
<b>DOLPHINS</b>	<b>23</b>	<b>276</b>	<b>12.0</b>	<b>76t</b>	<b>1</b>
<b>OPPONENTS</b>	<b>18</b>	<b>190</b>	<b>10.6</b>	<b>28t</b>	<b>1</b>

PUNTING	NO.	YDS.	AVG.	LG	BK
Arnold	46	1810	39.3	53	0
Kidd	14	602	43.0	58	0
<b>DOLPHINS</b>	<b>60</b>	<b>2412</b>	<b>40.2</b>	<b>58</b>	<b>0</b>
<b>OPPONENTS</b>	<b>68</b>	<b>2834</b>	<b>41.7</b>	<b>64</b>	<b>0</b>

PUNT RET.	NO.	YDS.	AVG.	LG	TD
McDuffie	32	228	7.1	26	0
Miller	1	13	13.0	13	0
<b>DOLPHINS</b>	<b>33</b>	<b>241</b>	<b>7.3</b>	<b>26</b>	<b>0</b>
<b>OPPONENTS</b>	<b>32</b>	<b>324</b>	<b>10.1</b>	<b>75t</b>	<b>1</b>

KICKOFF RET.	NO.	YDS.	AVG.	LG	TD
McDuffie	36	767	21.3	46	0
Spikes	19	434	22.8	34	0
R. Williams	2	25	12.5	15	0
M. Williams	2	9	4.5	9	0
Parmalee	2	0	0.0	0	0
Braxton	1	34	34.0	34	0
Miller	1	13	13.0	13	0
Saxon	1	12	12.0	12	0
Baty	1	0	0.0	0	0
Ingram	1	0	0.0	0	0
<b>DOLPHINS</b>	<b>66</b>	<b>1294</b>	<b>19.6</b>	<b>46</b>	<b>0</b>
<b>OPPONENTS</b>	<b>74</b>	<b>1549</b>	<b>20.9</b>	<b>93t</b>	<b>2</b>

SCORING	Ru	Pa	Rt	PAT	FG	S	2	TP
Stoyanovich	0	0	0	35/35	24/31	0	0	107
Fryar	0	7	0	0	0	0	0	2
K. Jackson	0	7	0	0	0	0	0	1
Parmalee	6	1	0	0	0	0	0	1
Ingram	2	5	0	0	0	0	0	2
McDuffie	0	6	0	0	0	0	0	36
Kirby	2	0	0	0	0	0	0	1
Spikes	2	0	0	0	0	0	0	12
Baty	0	1	0	0	0	0	0	6
Marino	1	0	0	0	0	0	0	6
Miller	0	1	0	0	0	0	0	6
Vincent	0	0	1	0	0	0	0	6
Craver	0	0	0	0	0	1	2	2
<b>DOLPHINS</b>	<b>13</b>	<b>31</b>	<b>1</b>	<b>35/35</b>	<b>24/31</b>	<b>0</b>	<b>5</b>	<b>389</b>
<b>OPPONENTS</b>	<b>14</b>	<b>23</b>	<b>1</b>	<b>40/40</b>	<b>11/18</b>	<b>0</b>	<b>1</b>	<b>351</b>

FIELD GOALS	1-19	20-29	30-39	40-49	50+
Stoyanovich	1/1	8/8	6/10	8/10	1/2
<b>DOLPHINS</b>	<b>1/1</b>	<b>8/8</b>	<b>6/10</b>	<b>8/10</b>	<b>1/2</b>
<b>OPPONENTS</b>	<b>3/3</b>	<b>1/1</b>	<b>3/4</b>	<b>4/0</b>	<b>0/2</b>

TWO-POINT CONVERSIONS
Fryar 2, Craver 1, K. Jackson 1, Kirby 1, Parmalee 1.
<b>DOLPHINS 6-10, OPPONENTS 1-2</b>

SACKS
Cross 9.5, Coleman 6.0, Bowens 3.0, Cox 3.0, Veasey 2.5, Singleton 2.0, Atkins 1.0, Smith 1.0, TEAM 1.0
<b>DOLPHINS 29.0, OPPONENTS 18.0</b>

USUAL STARTERS
<b>OFFENSE</b>
WR - Irving Fryar (16)
LT - Richmond Webb (16)
LG - Keith Sims (16)
C - Jeff Dellenbach (16)
RT - Bert Weidner (14), Chris Gray (2)
RG - Ron Heller (16)
TE - Keith Jackson (16)
WR - Mark Ingram (13), O.J. McDuffie (3)
QB - Dan Marino (16)
RB - Bernie Parmalee (10), Terry Kirby (4), Mark Higgs (1), Irving Spikes (1)
FB - Keith Byars (9), James Saxon (7)
<b>DEFENSE</b>
LDE - Jeff Cross (10), Larry Webster (6)
DT - *Tim Bowens (15), Craig Veasey (1)
NT - Chuck Klingbeil (15), Larry Webster (1)
RDE - Marco Coleman (16)
LLB - Chris Singleton (11), *Aubrey Beavers (4), Dwight Hollier (1)
MLB - Bryan Cox (13), Chuck Bullough (1)
RLB - *Aubrey Beavers (10), Bryan Cox (3), Troy Vincent (12), Darrell Malone (2), LCB - Muhammad Oliver (2)
RCB - J.B. Brown (16)
SS - Michael Stewart (16)
FS - Gene Atkins (15), Chris Green (1)
SDB - Frankie Smith (2)

\* Indicates Rookie

PASSING	ATT.	COMP.	YDS.	PCT.	TD	INT.	LG	SCK/LST	RATING
Marino	615	385	4453	62.6	30	17	64t	18/113	89.2
Kosar	12	7	80	58.3	1	1	22	0/0	71.5
<b>DOLPHINS</b>	<b>627</b>	<b>392</b>	<b>4533</b>	<b>62.5</b>	<b>31</b>	<b>18</b>	<b>64t</b>	<b>18/113</b>	<b>88.8</b>
<b>OPPONENTS</b>	<b>577</b>	<b>334</b>	<b>3954</b>	<b>57.9</b>	<b>23</b>	<b>23</b>	<b>83t</b>	<b>29/160</b>	<b>75.6</b>

# 1995 FINAL STATISTICS (9-7)

DATE	OPPONENT	SCORE	W/L	ATT.
9/3	N.Y. JETS	52-14	W	71,317
9/10	at New England	20-3	W	60,239
9/18	PITTSBURGH	23-10	W	72,874
10/1	at Cincinnati	26-23	W	52,671
10/8	INDIANAPOLIS	24-27 (OT)	L	68,471
10/15	at New Orleans	30-33	L	55,628
10/22	at N.Y. Jets	16-17	L	67,228
10/29	BUFFALO	23-6	W	71,060
11/5	at San Diego	24-14	W	61,996
11/12	NEW ENGLAND	17-34	L	70,399
11/20	SAN FRANCISCO	20-44	L	73,080
11/26	at Indianapolis	28-36	L	60,414
12/3	ATLANTA	21-20	W	63,395
12/11	KANSAS CITY	13-6	W	70,321
12/17	at Buffalo	20-23	L	79,531
12/24	at St. Louis	41-22	W	63,876

TEAM STATISTICS	MIA.	OPP.
<b>TOTAL FIRST DOWNS</b>	<b>345</b>	<b>309</b>
By Rushing	98	93
By Passing	225	192
By Penalty	22	24
Third Down: Made/Att.	96/209	68/199
Fourth Down: Made/Att.	10/13	15/32
<b>TOTAL NET YARDS</b>	<b>5716</b>	<b>5244</b>
Average Per Game	357.3	327.8
Total Plays	1034	1000
Average Per Play	5.5	5.2
<b>NET YARDS RUSHING</b>	<b>1506</b>	<b>1675</b>
Average Per Game	94.1	104.7
Total Rushes	413	415
<b>NET YARDS PASSING</b>	<b>4210</b>	<b>3569</b>
Average Per Game	263.1	223.1
Tackled/Yards Lost	29/188	29/187
Good Yards	4398	3756
Attempts/Completions	592/384	556/327
Completion Percentage	64.9	58.8
Had Intercepted	20	14
<b>PUNTS/AVERAGE</b>	<b>57/42.7</b>	<b>59/41.0</b>
<b>PENALTIES/YARDS</b>	<b>110/907</b>	<b>82/739</b>
<b>FUMBLES/BALL LOST</b>	<b>24/12</b>	<b>30/16</b>
<b>TOUCHDOWNS</b>	<b>46</b>	<b>38</b>
By Rushing	16	7
By Passing	28	30
By Returns	2	1

SCORE BY QUARTERS	1	2	3	4	OT	Total
DOLPHINS	62	137	93	106	0	398
OPPONENTS	44	105	95	85	3	332

RUSHING	NO.	YDS.	AVG.	LG	TD
Parmalee	236	878	3.7	40	9
Kirby	108	414	3.8	38	4
Spikes	32	126	3.9	17	1
Byars	15	44	2.9	15	1
Kosar	7	19	2.7	14	1
Marino	11	14	1.3	12	0
McDuffie	3	6	2.0	11	0
Wilson	1	5	5.0	5	0
<b>DOLPHINS</b>	<b>413</b>	<b>1506</b>	<b>3.6</b>	<b>40</b>	<b>16</b>
<b>OPPONENTS</b>	<b>415</b>	<b>1675</b>	<b>4.0</b>	<b>44</b>	<b>7</b>

PASSING	ATT.	COMP.	YDS.	PCT.	TD	INT.	LG	SCK/LST	RATING
Marino	482	309	3668	64.1	24	15	67t	22/153	90.8
Kosar	108	74	699	68.5	3	0	31t	6/28	76.1
Kirby	1	1	31	100.0	1	0	31t	0/0	158.3
McGwire	1	0	0	0.0	0	0	00	1/7	39.6
<b>DOLPHINS</b>	<b>592</b>	<b>384</b>	<b>4398</b>	<b>64.9</b>	<b>28</b>	<b>20</b>	<b>67t</b>	<b>29/188</b>	<b>88.8</b>
<b>OPPONENTS</b>	<b>556</b>	<b>327</b>	<b>3756</b>	<b>58.8</b>	<b>30</b>	<b>14</b>	<b>50t</b>	<b>29/187</b>	<b>86.7</b>

RECEIVING	NO.	YDS.	AVG.	LG	TD
Kirby	66	618	9.4	46	3
Fryar	62	910	14.7	67t	8
McDuffie	62	819	13.2	48	8
Byars	51	362	7.1	26	2
Green	43	499	11.6	31t	3
Parmalee	39	345	8.8	35	1
Clark	37	525	14.2	42t	2
R. Hill	12	260	21.7	58	0
Spikes	5	18	3.6	13	1
R. Williams	3	28	9.3	13	0
M. Williams	2	17	8.5	15	0
Wilson	1	3	3.0	3	0
Marino	1	-6	-6.0	-6	0

<b>DOLPHINS</b>	<b>384</b>	<b>4398</b>	<b>11.5</b>	<b>67t</b>	<b>28</b>
<b>OPPONENTS</b>	<b>327</b>	<b>3756</b>	<b>11.5</b>	<b>50t</b>	<b>30</b>

INTERCEPTIONS	NO.	YDS.	AVG.	LG	TD
Vincent	5	95	19.0	69t	1
Brown	2	20	10.0	20	0
Jackson	1	23	23.0	23	0
Cox	1	12	12.0	12	0
Beavers	1	8	8.0	8	0
Singleton	1	3	3.0	3	0
Atkins	1	0	0.0	0	0
Buckley	1	0	0.0	0	0
Stewart	1	0	0.0	0	0

<b>DOLPHINS</b>	<b>14</b>	<b>161</b>	<b>11.5</b>	<b>69t</b>	<b>1</b>
<b>OPPONENTS</b>	<b>20</b>	<b>210</b>	<b>10.5</b>	<b>45</b>	<b>0</b>

PUNTING	NO.	YDS.	AVG.	LG	BK
Kidd	57	2433	42.7	56	0
<b>DOLPHINS</b>	<b>57</b>	<b>2433</b>	<b>42.7</b>	<b>56</b>	<b>0</b>
<b>OPPONENTS</b>	<b>59</b>	<b>2420</b>	<b>41.0</b>	<b>61</b>	<b>0</b>

PUNT RET.	NO.	YDS.	AVG.	LG	TD
McDuffie	24	163	6.8	24	0
<b>DOLPHINS</b>	<b>24</b>	<b>163</b>	<b>6.8</b>	<b>24</b>	<b>0</b>
<b>OPPONENTS</b>	<b>35</b>	<b>265</b>	<b>7.6</b>	<b>27</b>	<b>0</b>

KICKOFF RET.	NO.	YDS.	AVG.	LG	TD
McDuffie	23	564	24.5	47	0
Spikes	18	378	21.0	55	0
R. Hill	12	287	23.9	33	0
R. Williams	2	20	10.0	12	0
S. Hill	1	38	38.0	38	0
Dar Dar	1	22	22.0	22	0
Buckley	1	16	16.0	16	0
Milner	1	13	13.0	13	0

<b>DOLPHINS</b>	<b>59</b>	<b>1338</b>	<b>22.7</b>	<b>55</b>	<b>0</b>
<b>OPPONENTS</b>	<b>85</b>	<b>1782</b>	<b>21.0</b>	<b>62</b>	<b>0</b>

SCORING	Ru	Pa	Rt	PAT	FG	S	2	TP
Stoyanovich	0	0	0	37/37	27/34	0	0	118
Parmalee	9	1	0	0	0	0	0	60
McDuffie	0	8	0	0	0	0	1	50
Fryar	0	8	0	0	0	0	0	48
Kirby	4	3	0	0	0	0	0	42
Green	0	3	0	0	0	0	1	20
Byars	1	2	0	0	0	0	0	18
Clark	0	2	0	0	0	0	0	12
Spikes	1	1	0	0	0	0	0	12
Johnson	0	1	0	0	0	0	0	6
Kosar	1	0	0	0	0	0	0	6
Vincent	0	0	1	0	0	0	0	6

<b>DOLPHINS</b>	<b>16</b>	<b>28</b>	<b>2</b>	<b>37/37</b>	<b>27/34</b>	<b>0</b>	<b>2</b>	<b>2398</b>
<b>OPPONENTS</b>	<b>7</b>	<b>30</b>	<b>1</b>	<b>31/33</b>	<b>23/31</b>	<b>1</b>	<b>1</b>	<b>2332</b>

FIELD GOALS	1-19	20-29	30-39	40-49	50+
Stoyanovich	1/1	7/9	11/12	6/7	2/5
<b>DOLPHINS</b>	<b>1/1</b>	<b>7/9</b>	<b>11/12</b>	<b>6/7</b>	<b>2/5</b>
<b>OPPONENTS</b>	<b>0/1</b>	<b>10/11</b>	<b>8/9</b>	<b>3/6</b>	<b>2/4</b>

TWO-POINT CONVERSIONS
Green I, McDuffie 1.
<b>DOLPHINS 2-9, OPPONENTS 1-5</b>

SACKS
Cox 7.5, Coleman 6.5, Cross 6.0, T. Armstrong 4.5, Bovens 2.0, Emtman 1.0, Singleton 1.0, Foxx 0.5.
<b>DOLPHINS 29.0, OPPONENTS 29.0</b>

## USUAL STARTERS

### OFFENSE

WR - Irving Fryar (16)
LT - Richmond Webb (16)
LG - Keith Sims (16)
C - Tim Ruddy (16)
RG - Chris Gray (10), Tom McHale (4), *Andrew Greene (1), Bert Weidner (1)
RT - *Billy Milner (9), Ron Heller (7)
TE - Eric Green (14), Ronnie Williams (2)
WR - O.J. McDuffie (16)
QB - Dan Marino (14), Bernie Kosar (2)
RB - Bernie Parmalee (12), Terry Kirby (4)
FB - Keith Byars (16)

### DEFENSE

LDE - Jeff Cross (16)
DT - Tim Bowens (16)
NT - Chuck Klingbell (15), Steve Emtman (1)
RDE - Marco Coleman (16)
LLB - Chris Singleton (15), Aubrey Beavers (1)
MLB - Bryan Cox (16)
RLB - Dwight Hollier (14)
LCB - Troy Vincent (16)
RCB - J.B. Brown (12), Terrell Buckley (4)
SS - Michael Stewart (16)
FS - Gene Atkins (11), Louis Oliver (5)
SDB - Calvin Jackson (1), Frankie Smith (1)

\* Indicates Rookie

# 1996 FINAL STATISTICS (8-8)

DATE	OPPONENT	SCORE	W/L	ATT.
9/1	NEW ENGLAND	24-10	W	71,542
9/8	at Arizona	38-10	W	55,444
9/15	N.Y. JETS	36-27	W	68,137
9/23	at Indianapolis	6-10	L	60,891
10/6	SEATTLE	15-22	L	59,939
10/13	at Buffalo	21-7	W	79,642
10/20	at Philadelphia	28-35	L	66,240
10/27	DALLAS	10-29	L	75,283
11/3	at New England	23-42	L	58,942
11/10	INDIANAPOLIS	37-13	W	66,623
11/17	at Houston	23-20	W	47,358
11/25	PITTSBURGH	17-24	L	73,489
12/1	at Oakland	7-17	L	50,591
12/8	N.Y. GIANTS	7-17	L	63,889
12/16	BUFFALO	16-14	W	67,016
12/22	at N.Y. Jets	31-28	W	47,271

TEAM STATISTICS	MIA.	OPP.
<b>TOTAL FIRST DOWNS</b>	<b>294</b>	<b>306</b>
By Rushing	92	91
By Passing	173	191
By Penalty	29	24
Third Down: Made/Att.	89/221	65/193
Fourth Down: Made/Att.	8/19	11/24
<b>TOTAL NET YARDS</b>	<b>5165</b>	<b>5191</b>
Average Per Game	322.8	324.4
Total Plays	1000	987
Average Per Play	5.2	5.3
<b>NET YARDS RUSHING</b>	<b>1622</b>	<b>1536</b>
Average Per Game	101.4	96.0
Total Rushes	460	411
<b>NET YARDS PASSING</b>	<b>3543</b>	<b>3655</b>
Average Per Game	221.4	228.4
Tackled/Yards Lost	36/240	37/233
Gross Yards	3783	3888
Attempts/Completions	504/300	539/337
Completion Percentage	59.5	62.5
Had Intercepted	11	20
<b>PUNTS/AVERAGE</b>	<b>78/46.3</b>	<b>75/43.8</b>
<b>PENALTIES/YARDS</b>	<b>111/852</b>	<b>98/786</b>
<b>FUMBLES/BALL LOST</b>	<b>31/13</b>	<b>29/16</b>
<b>TOUCHDOWNS</b>	<b>41</b>	<b>41</b>
By Rushing	14	10
By Passing	22	29
By Returns	5	2

SCORE BY QUARTERS	1	2	3	4	OT	Total
DOLPHINS	57	120	84	78	0	339
OPPONENTS	72	89	71	93	0	325

RUSHING	NO.	YDS.	AVG.	LG	TD
Abdul-Jabbar	307	1116	3.6	29	11
Spikes	87	316	3.6	49	3
Parmalee	25	80	3.2	17	0
McPhail	6	28	4.7	10	0
Pritchett	7	27	3.9	16	0
Izzo	1	26	26.0	26	0
Erickson	11	16	1.5	12	0
McDuffie	2	7	3.5	07	0
Kosar	1	6	6.0	06	0
Kidd	1	3	3.0	03	0
R. Wilson	1	0	0.0	00	0
Marino	11	-3	-0.3	07	0
<b>DOLPHINS</b>	<b>460</b>	<b>1622</b>	<b>3.5</b>	<b>49</b>	<b>14</b>
<b>OPPONENTS</b>	<b>411</b>	<b>1536</b>	<b>3.7</b>	<b>49t</b>	<b>10</b>

RECEIVING	NO.	YDS.	AVG.	LG	TD
McDuffie	74	918	12.4	36	8
Barnett	36	562	15.6	66	3
Pritchett	33	354	10.7	74t	2
Drayton	26	320	12.3	51	0
Abdul-Jabbar	23	139	6.0	23	0
R. Hill	21	409	19.5	61	4
Parmalee	21	189	9.0	17	0
McPhail	20	282	14.1	52	0
L. Thomas	10	166	16.6	34	1
Miller	9	116	12.9	22	0
Spikes	8	81	10.1	19	1
Jordan	7	152	21.7	43	0
Byars	5	40	8.0	16	0
Carolan	4	48	12.0	21	1
R. Wilson	2	5	2.5	3t	1
Wainright	1	2	2.0	2t	1
<b>DOLPHINS</b>	<b>300</b>	<b>3783</b>	<b>12.6</b>	<b>74t</b>	<b>22</b>
<b>OPPONENTS</b>	<b>337</b>	<b>3888</b>	<b>11.5</b>	<b>84t</b>	<b>29</b>

INTERCEPTIONS	NO.	YDS.	AVG.	LG	TD
Buckley	6	164	27.3	91t	1
Oliver	3	110	36.7	60	0
Jackson	3	82	27.3	61t	1
Z. Thomas	3	64	21.3	27	1
Wooden	2	15	7.5	15	0
J.B. Brown	1	29	29.0	29	0
Hollier	1	11	11.0	11	0
S. Hill	1	0	0.0	0	0
<b>DOLPHINS</b>	<b>20</b>	<b>475</b>	<b>23.8</b>	<b>91t</b>	<b>3</b>
<b>OPPONENTS</b>	<b>11</b>	<b>256</b>	<b>23.3</b>	<b>100t</b>	<b>1</b>

PUNTING	NO.	YDS.	AVG.	LG	BK
Kidd	78	3611	46.3	63	0
<b>DOLPHINS</b>	<b>78</b>	<b>3611</b>	<b>46.3</b>	<b>63</b>	<b>0</b>
<b>OPPONENTS</b>	<b>75</b>	<b>3283</b>	<b>43.8</b>	<b>80</b>	<b>2</b>

PUNT RET.	NO.	YDS.	AVG.	LG	TD
McDuffie	22	212	9.6	19	0
Buckley	3	24	8.0	13	0
Miller	1	15	15.0	15	0
<b>DOLPHINS</b>	<b>26</b>	<b>251</b>	<b>9.7</b>	<b>19</b>	<b>0</b>
<b>OPPONENTS</b>	<b>48</b>	<b>368</b>	<b>7.7</b>	<b>26</b>	<b>0</b>

KICKOFF RET.	NO.	YDS.	AVG.	LG	TD
Spikes	28	681	24.3	59	0
McPhail	15	335	22.3	40	0
Dar Dar	7	132	18.9	25	0
Jordan	4	81	20.3	22	0
R. Hill	2	4	2.0	4	0
Buckley	1	48	48.0	48	0
Z. Thomas	1	17	17.0	17	0
R. Wilson	1	12	12.0	12	0
Wainright	1	10	10.0	10	0
<b>DOLPHINS</b>	<b>60</b>	<b>1320</b>	<b>22.0</b>	<b>59</b>	<b>0</b>
<b>OPPONENTS</b>	<b>48</b>	<b>1058</b>	<b>22.0</b>	<b>54</b>	<b>0</b>

SCORING	Ru	Pa	Rt	PAT	FG	S	2	TP
Nedney	0	0	0	36/36	18/29	0	0	89
Abdul-Jabbar	11	0	0	0	0	0	0	66
McDuffie	0	8	0	0	0	0	0	48
R. Hill	0	4	0	0	0	0	0	24
Spikes	3	1	0	0	0	0	0	24
Barnett	0	3	0	0	0	0	0	18
Pritchett	0	2	0	0	0	0	0	12
Buckley	0	0	1	0	0	0	0	6
Carolan	0	1	0	0	0	0	0	6
S. Hill	0	0	1	0	0	0	0	6
Jackson	0	0	1	0	0	0	0	6
Miller	0	0	1	0	0	0	0	6
L. Thomas	0	1	0	0	0	0	0	6
Z. Thomas	0	0	1	0	0	0	0	6
Wainright	0	1	0	0	0	0	0	6
R. Wilson	0	1	0	0	0	0	0	6
Drayton	0	0	0	0	0	0	1	2
<b>DOLPHINS</b>	<b>14</b>	<b>22</b>	<b>5</b>	<b>35/36</b>	<b>18/29</b>	<b>0</b>	<b>1</b>	<b>339</b>
<b>OPPONENTS</b>	<b>10</b>	<b>29</b>	<b>2</b>	<b>38/39</b>	<b>13/17</b>	<b>0</b>	<b>1</b>	<b>325</b>

FIELD GOALS	1-19	20-29	30-39	40-49	50+
Nedney	1/1	7/7	7/11	3/8	0/2
<b>DOLPHINS</b>	<b>1/1</b>	<b>7/7</b>	<b>7/11</b>	<b>3/8</b>	<b>0/2</b>
<b>OPPONENTS</b>	<b>1/1</b>	<b>5/6</b>	<b>5/5</b>	<b>2/5</b>	<b>0/0</b>

TWO-POINT CONVERSIONS
Drayton 1.
<b>DOLPHINS 1-5, OPPONENTS 1-2</b>

SACKS
Armstrong 12.0, Stubbs 9.0, Bowers 3.0, Burton 3.0, Emtman 2.0, Z. Thomas 2.0, Jackson 1.5, Bailey 1.0, Gardner 1.0, S. Hill 1.0, Hollier 1.0, Hand 0.5
<b>DOLPHINS 37.0, OPPONENTS 36.0</b>

## USUAL STARTERS

OFFENSE
WR - Fred Barnett (7), Randal Hill (5), Lamar Thomas (3), Scott Miller (1)
LT - Richmond Webb (16)
LG - Keith Sims (15), *Jeff Buckley (1)
C - Tim Ruddy (16)
RG - Chris Gray (11), Everett McIver (5)
RT - James Brown (16)
TE - Troy Drayton (10), Keith Byars (4), Brett Carolan (2)
WR - O.J. McDuffie (16)
QB - Dan Marino (13), Craig Erickson (3)
RB - *Karim Abdul-Jabbar (14), *Jerris Spikes (1), Irving Spikes (1)
FB - *Stanley Pritchett (16)

DEFENSE
LDE - Jeff Cross (16)
DT - Tim Brown (16)
NT - Chuck Klingbell (15), Steve Emtman (1)
RDE - Marco Coleman (16)
LLB - Chris Singleton (15), Aubrey Beavers (1)
MLB - Bryan Cox (16)
RLB - Dwight Hollier (14)
LCB - Troy Vincent (16)
RCB - J.B. Brown (12), Terrell Buckley (4)
SS - Michael Stewart (16)
FS - Gene Atkins (11), Louis Oliver (5)
SDB - Calvin Jackson (1), Frankie Smith (1)

\* Indicates Rookie

PASSING	ATT.	COMP.	YDS.	PCT.	TD	INT.	LG	SCK/LST	RATING
Marino	373	221	2795	59.2	17	9	74t	18/131	87.8
Erickson	99	55	780	55.6	4	2	61	11/72	86.3
Kosar	32	24	208	75.0	1	0	20	6/34	102.1
Abdul-Jabbar	0	0	0	0.0	0	0	00	1/3	0.0
<b>DOLPHINS</b>	<b>504</b>	<b>300</b>	<b>3783</b>	<b>59.5</b>	<b>22</b>	<b>11</b>	<b>74t</b>	<b>36/240</b>	<b>88.4</b>
<b>OPPONENTS</b>	<b>539</b>	<b>337</b>	<b>3888</b>	<b>62.5</b>	<b>29</b>	<b>20</b>	<b>84t</b>	<b>37/233</b>	<b>86.7</b>



# 1997 FINAL STATISTICS (9-7)

DATE	OPPONENT	SCORE	W/L	ATT.
8/31	INDIANAPOLIS	16-10	W	70,813
9/7	TENNESSEE	16-13 (OT)	W	64,439
9/14	at Green Bay	18-23	L	60,075
9/21	at Tampa Bay	21-31	L	73,314
10/5	KANSAS CITY	17-14	W	71,794
10/12	at N.Y. Jets	31-20	W	75,601
10/19	at Baltimore	24-13	W	64,354
10/27	CHICAGO	33-30 (OT)	L	73,156
11/2	at Buffalo	6-9	L	78,011
11/9	N.Y. JETS	24-17	W	73,809
11/17	BUFFALO	30-13	W	74,155
11/23	at New England	24-27	L	59,002
11/30	at Oakland	34-16	W	50,569
12/7	DETROIT	33-30	W	72,266
12/14	at Indianapolis	0-41	L	61,282
12/22	NEW ENGLAND	12-14	L	74,379

TEAM STATISTICS	MIA.	OPP.
<b>TOTAL FIRST DOWNS</b>	<b>311</b>	<b>299</b>
By Rushing	87	106
By Passing	199	177
By Penalty	25	16
Third Down: Made/Att.	82/217	92/215
Third Down Efficiency	37.8	42.8
Fourth Down: Made/Att.	13/23	7/18
<b>TOTAL NET YARDS</b>	<b>5135</b>	<b>5364</b>
Average Per Game	320.9	335.3
Total Plays	1028	1004
Average Per Play	5.0	5.3
<b>NET YARDS RUSHING</b>	<b>1343</b>	<b>1813</b>
Average Per Game	83.9	113.3
Total Rushes	430	443
<b>NET YARDS PASSING</b>	<b>3792</b>	<b>3551</b>
Average Per Game	237.0	221.9
Tackled/Yards Lost	22/153	31/231
Gross Yards	3945	3782
Attempts/Completions	576/332	530/329
Completion Percentage	57.6	62.1
Had Intercepted	12	10
<b>PUNTS/AVERAGE</b>	<b>68/43.6</b>	<b>63/42.5</b>
<b>PENALTIES/YARDS</b>	<b>93/783</b>	<b>92/892</b>
<b>FUMBLES/BALL LOST</b>	<b>22/8</b>	<b>31/17</b>
<b>TOUCHDOWNS</b>	<b>37</b>	<b>36</b>
By Rushing	18	9
By Passing	16	23
By Returns	3	4

SCORE BY QUARTERS	1	2	3	4	OT	Total
DOLPHINS	67	103	49	117	3	339
OPPONENTS	43	135	51	95	3	327
<b>RUSHING</b>	<b>NO.</b>	<b>YDS.</b>	<b>AVG.</b>	<b>LG</b>	<b>TD</b>	
Abdul-Jabbar	283	892	3.2	22	15	
Spikes	63	180	2.9	14	2	
McPhail	17	146	8.6	71	1	
Parmalee	18	59	3.3	12	0	
Phillips	18	44	2.4	08	0	
Jordan	3	12	4.0	16	0	
Erickson	4	8	2.0	04	0	
Pritchett	3	7	2.3	04	0	
Kidd	1	4	4.0	04	0	
Nealy	1	3	3.0	03	0	
Potts	1	3	3.0	03	0	
Marino	18	-14	-0.8	01	0	
<b>DOLPHINS</b>	<b>430</b>	<b>1343</b>	<b>3.1</b>	<b>71t</b>	<b>18</b>	
<b>OPPONENTS</b>	<b>443</b>	<b>1813</b>	<b>4.1</b>	<b>43t</b>	<b>9</b>	

RECEIVING	NO.	YDS.	AVG.	LG	TD
McDuffie	76	943	12.4	55	1
Drayton	39	558	14.3	30t	4
McPhail	34	262	7.7	19	1
Abdul-Jabbar	29	261	9.0	36t	1
L. Thomas	28	402	14.4	26	2
Parmalee	28	301	10.8	29	1
Jordan	27	471	17.4	44t	3
Perriman	19	309	16.3	26	1
Barnett	17	166	9.8	20	1
Perry	11	45	4.1	10	1
Manning	7	85	12.1	21	0
Spikes	7	70	10.0	24	0
Pritchett	5	35	7.0	17	0
Potts	3	27	9.0	13	0
Phillips	1	6	6.0	6	0
Dotson	1	4	4.0	4	0
<b>DOLPHINS</b>	<b>332</b>	<b>3945</b>	<b>11.9</b>	<b>55</b>	<b>16</b>
<b>OPPONENTS</b>	<b>329</b>	<b>3782</b>	<b>11.5</b>	<b>70</b>	<b>23</b>

INTERCEPTIONS	NO.	YDS.	AVG.	LG	TD
Buckley	4	26	6.5	12	0
Teague	2	25	12.5	23	0
Wooden	2	10	5.0	10	0
Madison	1	21	21.0	21	0
Z. Thomas	1	10	10.0	10	0
<b>DOLPHINS</b>	<b>10</b>	<b>92</b>	<b>9.2</b>	<b>23</b>	<b>0</b>
<b>OPPONENTS</b>	<b>12</b>	<b>307</b>	<b>25.6</b>	<b>100t</b>	<b>4</b>

PUNTING	NO.	YDS.	AVG.	LG	BK
Kidd	52	2247	43.2	58	0
Richardson	11	480	43.6	54	0
Mare	5	235	47.0	53	0
<b>DOLPHINS</b>	<b>68</b>	<b>2962</b>	<b>43.6</b>	<b>58</b>	<b>0</b>
<b>OPPONENTS</b>	<b>63</b>	<b>2679</b>	<b>42.5</b>	<b>65</b>	<b>0</b>

PUNT RET.	NO.	YDS.	AVG.	LG	TD
Jordan	26	273	10.5	38	0
Buckley	4	58	14.5	26	0
McDuffie	2	4	2.0	3	0
<b>DOLPHINS</b>	<b>32</b>	<b>335</b>	<b>10.5</b>	<b>38</b>	<b>0</b>
<b>OPPONENTS</b>	<b>43</b>	<b>323</b>	<b>7.5</b>	<b>25</b>	<b>0</b>

KICKOFF RET.	NO.	YDS.	AVG.	LG	TD
Spikes	24	565	23.5	48	0
McPhail	15	314	20.9	39	0
C. Harris	11	224	20.4	34	0
Ismail	8	166	20.8	27	0
Potts	1	16	16.0	16	0
Perry	1	7	7.0	7	0
Jordan	1	6	6.0	6	0
A. Harris	1	0	0.0	0	0
Hollier	1	0	0.0	0	0
<b>DOLPHINS</b>	<b>63</b>	<b>1298</b>	<b>20.6</b>	<b>48</b>	<b>0</b>
<b>OPPONENTS</b>	<b>53</b>	<b>1018</b>	<b>19.2</b>	<b>40</b>	<b>0</b>

SCORING	Ru	Pa	Rt	PAT	FG	S	2	TP
Mare	0	0	0	33/33	28/36	0	0	117
Abdul-Jabbar	15	1	0	0/0	0/0	0	0	96
Drayton	4	0	0	0/0	0/0	0	0	24
Jordan	0	3	0	0/0	0/0	0	0	18
McDuffie	0	1	1	0/0	0/0	0	0	12
McPhail	1	1	0	0/0	0/0	0	0	12
Spikes	2	0	0	0/0	0/0	0	0	12
L. Thomas	0	2	0	0/0	0/0	0	0	12
Barnett	0	1	0	0/0	0/0	0	0	6
Bowens	0	1	0	0/0	0/0	0	0	6
Buckley	0	0	1	0/0	0/0	0	0	6
Parmalee	1	0	0	0/0	0/0	0	0	6
Perriman	0	1	0	0/0	0/0	0	0	6
Perry	0	1	0	0/0	0/0	0	0	6
<b>DOLPHINS</b>	<b>18</b>	<b>16</b>	<b>3</b>	<b>33/33</b>	<b>28/36</b>	<b>0</b>	<b>0</b>	<b>339</b>
<b>OPPONENTS</b>	<b>9</b>	<b>23</b>	<b>4</b>	<b>30/32</b>	<b>25/35</b>	<b>1</b>	<b>2</b>	<b>327</b>

FIELD GOALS	1-19	20-29	30-39	40-49	50+
Mare	2/2	14/15	8/10	3/6	1/3
<b>DOLPHINS</b>	<b>2/2</b>	<b>14/15</b>	<b>8/10</b>	<b>3/6</b>	<b>1/3</b>
<b>OPPONENTS</b>	<b>0/0</b>	<b>11/11</b>	<b>9/12</b>	<b>4/6</b>	<b>1/3</b>

TWO-POINT CONVERSIONS
<b>DOLPHINS 0-4, OPPONENTS 2-4</b>

SACKS
Armstrong 5.5, Bowens 5.0, Rodgers 5.0, Taylor 5.0, Burton 4.0, Wilson 2.0, Gardener 1.5, A. Harris 1.0, Stubbs 1.0, Jackson 0.5, Z. Thomas 0.5.
<b>DOLPHINS 31.0, OPPONENTS 22.0</b>

## USUAL STARTERS

OFFENSE
WR - O.J. McDuffie (16)
LT - Richmond Webb (16)
LG - Jeff Buckley (12), Keith Sims (4)
CG - Tim Ruddy (15), John Bock (1)
RC - Everett McIver (14), John Bock (2)
RT - James Brown (16)
TE - Troy Drayton (15)
WR - Lamar Thomas (6), Fred Barnett (5), Brett Perriman (5)
QB - Dan Marino (16)
RB - Karim Abdul Jabbar (14), Jerris McPhail (1), Irving Spikes (1)
Stanley Fritchett (5), Bernie Parmalee
FB - (4), Dewayne Dotson (2), Roosevelt Potts (1)
3WR - Charles Jordan (1)
2TE - Ed Perry (4)
DEFENSE
LDE - Trace Armstrong (16)
LDT - Tim Bowens (16)
RDT - Daryl Gardener (16)
RDE - *Jason Taylor (11), Shane Burton (4), Dunstan Anderson (1)
LLB - Anthony Harris (14), Dwight Hollier (2)
MLB - Zach Thomas (15), Dwight Hollier (1)
RLB - *Derrick Rodgers (14), Anthony Harris (2)
LCB - Terrell Buckley (15), Calvin Jackson (11)
RCB - Calvin Jackson (11), *Sam Madison (3), Terrell Buckley (1), Tim Jacobs (1)
SS - Shawn Wooden (15), Corey Harris (1)
FS - Corey Harris (6), George Teague (6), Calvin Jackson (4)
SDB - Calvin Jackson (1), Frankie Smith (1)

\* Indicates Rookie

PASSING	ATT.	COMP.	YDS.	PCT.	TD	INT.	LG	SCK/LST	RATING
Marino	548	319	3780	58.2	16	11	55	20/132	80.7
Erickson	28	13	165	46.4	0	1	27	2/21	50.4
<b>DOLPHINS</b>	<b>576</b>	<b>332</b>	<b>3945</b>	<b>57.6</b>	<b>16</b>	<b>12</b>	<b>55</b>	<b>22/153</b>	<b>79.2</b>
<b>OPPONENTS</b>	<b>530</b>	<b>329</b>	<b>3782</b>	<b>62.1</b>	<b>23</b>	<b>10</b>	<b>70</b>	<b>31/231</b>	<b>90.1</b>

# 1998 FINAL STATISTICS (10-6)

DATE	OPPONENT	SCORE	W/L	ATT.
9/6	at Indianapolis	24-15	W	60,587
9/13	BUFFALO	13-7	W	73,097
9/20	PITTSBURGH	21-0	W	73,948
10/4	at N.Y. Jets	9-20	L	75,257
10/12	at Jacksonville	21-28	L	74,051
10/18	ST. LOUIS	14-0	W	65,418
10/25	NEW ENGLAND 12-9 (OT)	W	73,973	
11/1	at Buffalo	24-30	L	79,011
11/8	INDIANAPOLIS	27-14	W	73,400
11/15	at Carolina	13-9	W	67,887
11/23	at New England	23-26	L	58,729
11/29	NEW ORLEANS	30-10	W	73,216
12/6	at Oakland	27-17	W	61,254
12/13	N.Y. JETS	16-21	L	74,369
12/21	DENVER	31-21	W	74,363
12/27	at Atlanta	16-38	L	69,754

TEAM STATISTICS		MIA.	OPP.
<b>TOTAL FIRST DOWNS</b>	<b>269</b>	<b>257</b>	
By Rushing	73	75	
By Passing	176	148	
By Penalty	20	34	
Third Down: Made/Att.	81/226	70/213	
Third Down Efficiency	35.8	32.9	
Fourth Down: Made/Att.	6/12	6/11	
<b>TOTAL NET YARDS</b>	<b>4930</b>	<b>4435</b>	
Average Per Game	308.1	277.2	
Total Plays	1028	944	
Average Per Play	4.8	4.7	
<b>NET YARDS RUSHING</b>	<b>1535</b>	<b>1511</b>	
Average Per Game	95.9	94.4	
Total Rushes	458	395	
<b>NET YARDS PASSING</b>	<b>3395</b>	<b>2924</b>	
Average Per Game	212.2	182.8	
Tackled/Yards Lost..	24/187	45/270	
Gross Yards	3582	3194	
Attempts/Completions	546/316	504/252	
Completion Percentage	57.9	50.0	
Had Intercepted	16	29	
<b>PUNTS/AVERAGE</b>	<b>97/41.9</b>	<b>88/45.3</b>	
<b>PENALTIES/YARDS</b>	<b>106/864</b>	<b>97/875</b>	
<b>FUMBLES/BALL LOST</b>	<b>25/12</b>	<b>25/7</b>	
<b>TOUCHDOWNS</b>	<b>37</b>	<b>28</b>	
By Rushing	10	6	
By Passing	23	17	
By Returns	4	5	

SCORE BY QUARTERS	1	2	3	4	OT	Total
DOLPHINS	54	115	61	88	3	321
OPPONENTS	51	70	44	100	0	265

RUSHING	NO.	YDS.	AVG.	LG	TD
Abdul-Jabbar	270	960	3.6	45	6
Avery	143	503	3.5	44	2
Parmalee	8	20	2.5	10	0
Pritchett	6	19	3.2	11	1
Moore	4	12	3.0	4	0
McDuffie	3	11	3.7	5	0
Lusk	1	7	7.0	7	0
Doxzon	2	6	3.0	3	0
Marino	21	-3	-0.1	10	1
<b>DOLPHINS</b>	<b>458</b>	<b>1535</b>	<b>3.4</b>	<b>45</b>	<b>10</b>
<b>OPPONENTS</b>	<b>395</b>	<b>1511</b>	<b>3.8</b>	<b>77t</b>	<b>6</b>

RECEIVING	NO.	YDS.	AVG.	LG	TD
McDuffie	90	1050	11.7	61t	7
Gadsden	48	713	14.9	50	7
L. Thomas	43	603	14.0	56t	5
Drayton	30	334	11.1	35	3
Perry	25	255	10.2	46	0
Parmalee	21	221	10.5	23	0
Abdul-Jabbar	21	102	4.9	18	0
Pritchett	17	97	5.7	24	0
Avery	10	67	6.7	19t	1
Jacquet	8	122	15.3	29	0
Jordan	2	17	8.5	9	0
Moore	1	1	1.0	1	0
<b>DOLPHINS</b>	<b>316</b>	<b>3582</b>	<b>11.3</b>	<b>61t</b>	<b>23</b>
<b>OPPONENTS</b>	<b>252</b>	<b>3194</b>	<b>12.7</b>	<b>62t</b>	<b>17</b>

INTERCEPTIONS	NO.	YDS.	AVG.	LG	TD
Buckley	8	157	19.6	61	1
Madison	8	114	14.3	35	0
Walker	4	12	3.0	07	0
Z. Thomas	3	21	7.0	17t	2
Jones	2	14	7.0	14t	1
Surtain	2	1	0.5	1	0
Wilson	1	0	0.0	0	0
Gardener	1	-1	-1.0	-1	0
<b>DOLPHINS</b>	<b>29</b>	<b>318</b>	<b>11.0</b>	<b>61</b>	<b>4</b>
<b>OPPONENTS</b>	<b>16</b>	<b>365</b>	<b>22.8</b>	<b>87</b>	<b>2</b>

PUNTING	NO.	YDS.	AVG.	LG	BK
Wilmsmeyer	93	3949	42.5	57	1
Mare	3	115	38.3	43	0
<b>DOLPHINS</b>	<b>97</b>	<b>4064</b>	<b>41.9</b>	<b>57</b>	<b>1</b>
<b>OPPONENTS</b>	<b>88</b>	<b>3986</b>	<b>45.3</b>	<b>73</b>	<b>0</b>

PUNT RET.	NO.	YDS.	AVG.	LG	TD
Buckley	29	354	12.2	35	0
McDuffie	12	141	11.8	39	0
Jordan	5	47	9.4	24	0
<b>DOLPHINS</b>	<b>46</b>	<b>542</b>	<b>11.8</b>	<b>39</b>	<b>0</b>
<b>OPPONENTS</b>	<b>43</b>	<b>339</b>	<b>7.9</b>	<b>40</b>	<b>0</b>

KICKOFF RET.	NO.	YDS.	AVG.	LG	TD
Avery	43	1085	25.2	55	0
Marion	6	109	18.2	28	0
Jacquet	4	103	25.8	37	0
<b>DOLPHINS</b>	<b>53</b>	<b>1297</b>	<b>24.5</b>	<b>55</b>	<b>0</b>
<b>OPPONENTS</b>	<b>56</b>	<b>1227</b>	<b>21.9</b>	<b>95t</b>	<b>1</b>

SCORING	Ru	Pa	Rt	PAT	FG	S	2	TP
Mare	0	0	0	33/34	22/27	0	0	99
Gadsden	0	7	0	0	0	0	0	42
McDuffie	0	7	0	0	0	0	0	42
Abdul-Jabbar	6	0	0	0	0	0	0	36
L. Thomas	0	5	0	0	0	0	0	30
Avery	2	1	0	0	0	0	0	18
Drayton	0	3	0	0	0	0	0	18
Z. Thomas	0	0	2	0	0	0	0	12
Buckley	0	0	1	0	0	0	0	6
Jones	0	0	1	0	0	0	0	6
Marino	1	0	0	0	0	0	0	6
Pritchett	1	0	0	0	0	0	0	6
<b>DOLPHINS</b>	<b>10</b>	<b>23</b>	<b>4</b>	<b>33/34</b>	<b>22/27</b>	<b>0</b>	<b>0</b>	<b>321</b>
<b>OPPONENTS</b>	<b>6</b>	<b>17</b>	<b>5</b>	<b>24/24</b>	<b>23/32</b>	<b>0</b>	<b>2</b>	<b>265</b>

FIELD GOALS	1-19	20-29	30-39	40-49	50+
Mare	0/0	12/13	5/5	5/7	0/2
<b>DOLPHINS</b>	<b>0/0</b>	<b>12/13</b>	<b>5/5</b>	<b>5/7</b>	<b>0/2</b>
<b>OPPONENTS</b>	<b>0/1</b>	<b>8/8</b>	<b>5/6</b>	<b>8/15</b>	<b>2/2</b>

TWO-POINT CONVERSIONS	
<b>DOLPHINS</b>	<b>0-3, OPPONENTS 2-4</b>

SACKS	
Armstrong	10.5, Taylor 9.0, Bromell 8.0, Jones 5.0, Rodgers 2.5, Burton 2.0, Mixon 2.0, Z. Thomas 2.0, Gardener 1.0, Jackson 1.0, Madison 1.0, TEAM 1.0
<b>DOLPHINS</b>	<b>45.0, OPPONENTS 24.0</b>

USUAL STARTERS	
OFFENSE	
WR	- Oronde Gadsden (12), Lamar Thomas (2)
LT	- Richmond Webb (9), Brent Smith (7)
LG	- Mark Dixon (10), John Bock (6)
C	- Tim Ruddy (16)
RG	- Kevin Donnalley (14), Mike Sheldon (2)
RT	- James Brown (16)
TE	- Troy Drayton (15), Ed Perry (1)
WR	- O.J. McDuffie (16)
QB	- Dan Marino (16)
RB	- Karim Abdul-Jabbar (15), Ron Moore (1)
FB	- Stanley Pritchett (12)
ZTE	- Ed Perry (4), Hendrick Lusk (1), Frank Wainright (1)

DEFENSE	
LDE	- *Kenny Mixon (16)
LDT	- Tim Bowens (16)
RDT	- Daryl Gardener (16)
RDE	- Jason Taylor (15), Daniel Stubbs (1)
LLB	- Derrick Rodgers (16)
MLB	- Zach Thomas (16)
RLB	- Robert Jones (16)
LCB	- Terrell Buckley (16)
RCB	- Sam Madison (16)
SS	- Calvin Jackson (15), Shawn Wooden (1)
FS	- Brock Marion (16)

\* Indicates Rookie

PASSING	ATT.	COMP.	YDS.	PCT.	TD	INT.	LG	SCK/LST	RATING
Marino	537	310	3497	57.7	23	15	61t	23/178	80.0
Huard	9	6	85	66.7	0	1	24	1/9	57.4
<b>DOLPHINS</b>	<b>546</b>	<b>316</b>	<b>3582</b>	<b>57.9</b>	<b>23</b>	<b>16</b>	<b>61t</b>	<b>24/187</b>	<b>79.5</b>
<b>OPPONENTS</b>	<b>504</b>	<b>252</b>	<b>3194</b>	<b>50.0</b>	<b>17</b>	<b>29</b>	<b>62t</b>	<b>45/270</b>	<b>57.4</b>

# 1999 FINAL STATISTICS (9-7)

DATE	OPPONENT	SCORE	W/L	ATT.
9/13	at Denver	38-21	W	75/623
9/19	ARIZONA	19-16	W	73,618
10/4	BUFFALO	18-23	L	74,073
10/10	at Indianapolis	34-31	W	56,810
10/17	at New England	31-30	W	60,006
10/24	Philadelphia	16-13	W	73,975
10/31	at Oakland	16-9	W	61,556
11/7	TENNESSEE	17-0	W	74,109
11/14	at Buffalo	3-23	L	72,810
11/21	NEW ENGLAND	27-17	W	74,295
11/25	at Dallas	0-20	L	64,328
12/5	INDIANAPOLIS	34-37	L	74,096
12/12	at N.Y. Jets	20-28	L	78,246
12/19	SAN DIEGO	12-9	W	73,765
12/27	N.Y. JETS	31-38	L	74,230
1/2	at Washington	10-21	L	78,106

TEAM STATISTICS	MIA.	OPP.
<b>TOTAL FIRST DOWNS</b>	<b>287</b>	<b>252</b>
By Rushing	81	79
By Passing	188	145
By Penalty	18	28
Third Down: Made/Att.	80/236	60/208
Third Down Efficiency	33.9	28.8
Fourth Down: Made/Att.	8/14	8/16
<b>TOTAL NET YARDS</b>	<b>4938</b>	<b>4404</b>
Average Per Game	308.6	275.3
Total Plays	1071	936
Average Per Play	4.6	4.7
<b>NET YARDS RUSHING</b>	<b>1453</b>	<b>1476</b>
Average Per Game	90.8	92.3
Total Rushes	445	413
<b>NET YARDS PASSING</b>	<b>3485</b>	<b>2928</b>
Average Per Game	217.8	183.0
Tackled/Yards Lost	37/251	39/240
Gross Yards	3736	3168
Attempts/Completions	589/329	484/256
Completion Percentage	55.9	52.9
Had Intercepted	21	18
<b>PUNTS/AVERAGE</b>	<b>81/41.0</b>	<b>85/41.1</b>
<b>PENALTIES/YARDS</b>	<b>111/936</b>	<b>80/708</b>
<b>FUMBLES/BALL LOST</b>	<b>23/13</b>	<b>19/10</b>
<b>TOUCHDOWNS</b>	<b>30</b>	<b>35</b>
By Rushing	8	6
By Passing	20	19
By Returns	2	10

SCORE BY QUARTERS	1	2	3	4	OT	Total
DOLPHINS	50	106	58	112	0	326
OPPONENTS	73	83	75	105	0	336

RUSHING	NO.	YDS.	AVG.	LG	TD
Johnson	164	558	3.4	34	4
Collins	131	414	3.2	25t	2
Pritchett	47	158	3.4	25	1
Huard	28	124	4.4	25	0
Denson	28	98	3.5	20	0
Abdul-Jabbar	28	95	3.4	12	1
Konrad	9	16	1.8	5	0
Jacquet	1	4	4.0	4	0
Zolak	2	-2	-1.0	-1	0
Marino	6	-6	-1.0	0	0
Martin	1	-6	-6.0	-6	0
<b>DOLPHINS</b>	<b>445</b>	<b>1453</b>	<b>3.3</b>	<b>34</b>	<b>8</b>
<b>OPPONENTS</b>	<b>413</b>	<b>1476</b>	<b>3.6</b>	<b>43</b>	<b>6</b>

PASSING	ATT.	COMP.	YDS.	PCT.	TD	INT.	LG	SCK/LST	RATING
Marino	369	204	2448	55.3	12	17	62	9/66	67.4
Huard	216	125	1288	57.9	8	4	69t	28/185	79.8
Zolak	4	0	0	0.0	0	0	0.0	0/0	39.6
<b>DOLPHINS</b>	<b>589</b>	<b>329</b>	<b>3736</b>	<b>55.9</b>	<b>20</b>	<b>21</b>	<b>69t</b>	<b>37/251</b>	<b>71.5</b>
<b>OPPONENTS</b>	<b>484</b>	<b>256</b>	<b>3168</b>	<b>52.9</b>	<b>19</b>	<b>18</b>	<b>68t</b>	<b>39/240</b>	<b>71.0</b>

RECEIVING	NO.	YDS.	AVG.	LG	TD
Martin	67	1037	15.5	69t	5
Gadsden	48	803	16.7	62	6
McDuffie	43	516	12.0	34	2
Pritchett	43	312	7.3	30	4
Konrad	34	251	7.4	25	1
Drayton	32	299	9.3	26	1
Green	18	234	13.0	27	0
Johnson	15	100	6.7	17	0
Goodwin	8	55	6.9	14	0
Collins	6	32	5.3	12	0
Denson	4	28	7.0	10	0
Abdul-Jabbar	4	25	6.3	14	0
Perry	3	8	2.7	5	1
McKenzie	2	18	9.0	13	0
Jacquet	1	18	18.0	18	0
Huard	1	0	0.0	0	0
<b>DOLPHINS</b>	<b>329</b>	<b>3736</b>	<b>11.4</b>	<b>69t</b>	<b>20</b>
<b>OPPONENTS</b>	<b>256</b>	<b>3168</b>	<b>12.4</b>	<b>68t</b>	<b>19</b>

INTERCEPTIONS	NO.	YDS.	AVG.	LG	TD
Madison	7	164	23.4	42	1
Buckley	3	3	1.0	18	0
Marion	2	30	15.0	28	0
Surtain	2	28	14.0	28	0
Wilson	1	13	13.0	13	0
Rodgers	1	5	5.0	5	0
Taylor	1	0	0.0	0	0
Z. Thomas	1	0	0.0	0	0
<b>DOLPHINS</b>	<b>18</b>	<b>243</b>	<b>13.5</b>	<b>42</b>	<b>1</b>
<b>OPPONENTS</b>	<b>21</b>	<b>567</b>	<b>27.0</b>	<b>98t</b>	<b>7</b>

PUNTING	NO.	YDS.	AVG.	LG	BK
Hutton	73	2978	40.8	63	0
Bartholomew	7	308	44.0	51	0
Mare	1	36	36.0	36	0
<b>DOLPHINS</b>	<b>81</b>	<b>3322</b>	<b>41.0</b>	<b>63</b>	<b>0</b>
<b>OPPONENTS</b>	<b>85</b>	<b>3495</b>	<b>41.1</b>	<b>57</b>	<b>0</b>

PUNT RET.	NO.	YDS.	AVG.	LG	TD
Jacquet	28	351	12.5	45	0
Buckley	8	13	1.6	8	0
McDuffie	7	62	8.9	21	0
Preston	1	6	6.0	6	0
<b>DOLPHINS</b>	<b>44</b>	<b>432</b>	<b>9.8</b>	<b>45</b>	<b>0</b>
<b>OPPONENTS</b>	<b>42</b>	<b>424</b>	<b>10.1</b>	<b>43</b>	<b>0</b>

KICKOFF RET.	NO.	YDS.	AVG.	LG	TD
Marion	62	1524	24.6	93	0
Wilson	3	50	16.7	23	0
Avery	2	55	27.5	33	0
Johnson	2	26	13.0	19	0
Jacquet	1	26	26.0	26	0
McDuffie	1	17	17.0	17	0
Z. Thomas	1	15	15.0	15	0
<b>DOLPHINS</b>	<b>72</b>	<b>1713</b>	<b>23.8</b>	<b>93</b>	<b>0</b>
<b>OPPONENTS</b>	<b>58</b>	<b>1282</b>	<b>22.1</b>	<b>97t</b>	<b>1</b>

SCORING	Ru	Pa	Rt	PAT	FG	S	2	TP
Mare	0	0	0	27/27	39/46	0	0	144
Gadsden	0	6	0	0/0	0/0	0	0	36
Martin	0	5	0	0/0	0/0	0	0	30
Pritchett	1	4	0	0/0	0/0	0	0	30
Johnson	4	0	0	0/0	0/0	0	0	24
Collins	2	0	0	0/0	0/0	0	0	12
McDuffie	0	2	0	0/0	0/0	0	0	12
Madison	0	0	1	0/0	0/0	1	0	8
Abdul-Jabbar	1	0	0	0/0	0/0	0	0	6
Drayton	0	1	0	0/0	0/0	0	0	6
Konrad	0	1	0	0/0	0/0	0	0	6
Perry	0	1	0	0/0	0/0	0	0	6
Taylor	0	0	1	0/0	0/0	0	0	6
<b>DOLPHINS</b>	<b>8</b>	<b>20</b>	<b>2</b>	<b>27/27</b>	<b>39/46</b>	<b>1</b>	<b>3</b>	<b>336</b>
<b>OPPONENTS</b>	<b>6</b>	<b>19</b>	<b>10</b>	<b>33/35</b>	<b>31/40</b>	<b>0</b>	<b>1</b>	<b>336</b>

FIELD GOALS	1-19	20-29	30-39	40-49	50+
Mare	1/1	9/9	17/17	9/14	3/5
<b>DOLPHINS</b>	<b>1/1</b>	<b>9/9</b>	<b>17/17</b>	<b>9/14</b>	<b>3/5</b>
<b>OPPONENTS</b>	<b>0/0</b>	<b>6/6</b>	<b>10/14</b>	<b>12/16</b>	<b>3/4</b>

TWO-POINT CONVERSIONS
<b>DOLPHINS 0-3, OPPONENTS 0-0</b>

SACKS
Owens 8.5, Armstrong 7.5, Bromell 5.0, Gardener 5.0, Wilson 3.0, Taylor 2.5, Surtain 2.0, Bowens 1.5, Buckley 1.0, Jackson 1.0, Marion 1.0, Z. Thomas 1.0.
<b>DOLPHINS 39.0, OPPONENTS 37.0</b>

## USUAL STARTERS

OFFENSE
WR - Tony Martin (13)
LT - Richmond Webb (14), Brent Smith (2)
LG - Mark Dixon (13), Kevin Gogan (3)
C - Tim Ruddy (16)
RG - Kevin Donnalley (9), Kevin Gogan (7)
RT - James Brown (14), Brent Smith (2)
TE - Troy Drayton (13), Hunter Goodwin (2)
WR - O.J. McDuffie (10), Oronde Gadsden (6)
QB - Dan Marino (11), Damon Huard (5)
Cecil Collins (6), *J.J. Johnson (4), Karim Abdul-Jabbar (3), Stanley Pritchett (2), Austry Denson (1)
RB - Karim Abdul-Jabbar (3), Stanley Pritchett (2), Austry Denson (1)
FB - *Rob Konrad (7), Stanley Pritchett (5)
3WR - Oronde Gadsden (1), Yatil Green (1)
2TE - Hunter Goodwin (3), Ed Perry (1)

DEFENSE
LDE - Rich Owens (12), Trace Armstrong (2), Kenny Mixon (2)
LDT - Tim Bowens (15), Rich Owens (1)
RDT - Daryl Gardener (15), Lorenzo Bromell (1)
RDE - Jason Taylor (15), Rich Owens (1)
LLB - Derrick Rodgers (15)
MLB - Zach Thomas (16)
RLB - Robert Jones (15)
LCB - Terrell Buckley (11), Patrick Surtain (5)
RCB - Sam Madison (16)
SS - Calvin Jackson (10), Shawn Wooden (6)
FS - Brock Marion (16)
SDB - Patrick Surtain (1)
6DB - Jerry Wilson (1)

\* Indicates Rookie

# 2000 FINAL STATISTICS (11-5)

DATE	OPPONENT	SCORE	W/L	ATT.
9/3	SEATTLE	23-0	W	72,949
9/10	at Minnesota	7-13	L	64,112
9/17	BALTIMORE	19-6	W	73,464
9/24	NEW ENGLAND	10-3	W	73,344
10/1	at Cincinnati	31-16	W	61,535
10/8	BUFFALO	22-13	W	73,901
10/23	at N.Y. Jets	37-40 (OT)	L	78,389
10/29	GREEN BAY	28-20	W	73,740
11/5	at Detroit	23-8	W	77,813
11/12	at San Diego	17-7	W	56,896
11/19	N.Y. JETS	3-20	L	74,320
11/26	at Indianapolis	17-14	W	56,935
12/3	at Buffalo	33-6	W	73,002
12/10	TAMPA BAY	13-16	L	74,307
12/17	INDIANAPOLIS	13-20	L	73,884
12/24	at New England	27-24	W	60,292

TEAM STATISTICS	MIA.	OPP.
<b>TOTAL FIRST DOWNS</b>	<b>251</b>	<b>289</b>
By Rushing	104	92
By Passing	122	156
By Penalty	25	41
Third Down: Made/Att.	75/214	70/211
Third Down Efficiency	35.0	33.2
Fourth Down: Made/Att.	4/6	8/15
<b>TOTAL NET YARDS</b>	<b>4461</b>	<b>4636</b>
Average Per Game	278.8	289.8
Total Plays	945	995
Average Per Play	4.7	4.7
<b>NET YARDS RUSHING</b>	<b>1894</b>	<b>1736</b>
Average Per Game	118.4	108.5
Total Rushes	496	417
<b>NET YARDS PASSING</b>	<b>2567</b>	<b>2900</b>
Average Per Game	160.4	181.3
Tacked/Yards Lost	28/153	48/270
Gross Yards	2720	3170
Attempts/Completions	421/243	530/282
Completion Percentage	57.7	53.2
Had Intercepted	17	28
<b>PUNTS/AVERAGE</b>	<b>92/42.1</b>	<b>87/40.6</b>
<b>PENALTIES/YARDS</b>	<b>115/920</b>	<b>86/793</b>
<b>FUMBLES/BALL LOST</b>	<b>12/9</b>	<b>30/13</b>
<b>TOUCHDOWNS</b>	<b>34</b>	<b>23</b>
By Rushing	16	9
By Passing	15	13
By Returns	3	1

SCORE BY QUARTERS	1	2	3	4	OT	Total
DOLPHINS	67	109	90	57	0	323
OPPONENTS	50	57	9	107	3	226

RUSHING	NO.	YDS.	AVG.	LG	TD
L. Smith	309	1139	3.7	68	14
Fiedler	54	267	4.9	30	1
Johnson	50	168	3.4	16	1
T. Thomas	28	136	4.9	25	0
Denson	31	108	3.5	12	0
Izzo	1	39	39.0	39	0
Konrad	15	39	2.6	05	0
Shepherd	4	3	0.8	14	0
Emanuel	3	-2	-0.7	00	0
McDuffie	1	-3	-3.0	-3	0
<b>DOLPHINS</b>	<b>496</b>	<b>1894</b>	<b>3.8</b>	<b>68</b>	<b>16</b>
<b>OPPONENTS</b>	<b>417</b>	<b>1736</b>	<b>4.2</b>	<b>45</b>	<b>9</b>

PASSING	ATT.	COMP.	YDS.	PCT.	TD	INT.	LG	SCK/LST	RATING
Fiedler	357	204	2402	57.1	14	14	61	23/129	74.5
Huard	63	39	318	61.9	1	3	29	4/22	60.2
L. Smith	1	0	0	0.00	0	0	00	0/0	39.6
T. Thomas	0	0	0	0.00	0	0	00	1/2	-
<b>DOLPHINS</b>	<b>421</b>	<b>243</b>	<b>2720</b>	<b>57.7</b>	<b>15</b>	<b>17</b>	<b>61</b>	<b>28/153</b>	<b>72.2</b>
<b>OPPONENTS</b>	<b>530</b>	<b>282</b>	<b>3170</b>	<b>53.2</b>	<b>13</b>	<b>28</b>	<b>59</b>	<b>48/270</b>	<b>57.5</b>

RECEIVING	NO.	YDS.	AVG.	LG	TD
Gadsden	56	786	14.0	61	6
Shepherd	35	446	12.7	46	4
L. Smith	31	201	6.5	28	2
Martin	26	393	15.1	44	0
T. Thomas	16	117	7.3	15	1
McDuffie	14	143	10.2	24	0
Denson	14	105	7.5	28	0
Konrad	14	83	5.9	18	0
Weaver	10	179	17.9	41	0
Johnson	10	61	6.1	11	0
Emanuel	7	132	18.9	53	1
Goodwin	6	36	6.0	9	1
Ogden	2	24	12.0	12	0
Dyer	2	14	7.0	13	0
<b>DOLPHINS</b>	<b>243</b>	<b>2720</b>	<b>11.2</b>	<b>61</b>	<b>15</b>
<b>OPPONENTS</b>	<b>282</b>	<b>3170</b>	<b>11.2</b>	<b>59</b>	<b>13</b>

INTERCEPTIONS	NO.	YDS.	AVG.	LG	TD
Walker	7	80	11.4	31	0
Madison	5	80	16.0	34	0
Marion	5	72	14.4	24	0
Surtain	5	55	11.0	43	0
Wilson	1	19	19.0	19	0
Jeffries	1	3	3.0	3	0
Taylor	1	2	2.0	2	0
Bowens	1	0	0.0	0	0
Shaw	1	0	0.0	0	0
Ogden	1	0	0.0	0	0
Z. Thomas	1	0	0.0	0	0
<b>DOLPHINS</b>	<b>28</b>	<b>311</b>	<b>11.1</b>	<b>43</b>	<b>0</b>
<b>OPPONENTS</b>	<b>17</b>	<b>102</b>	<b>6.0</b>	<b>32</b>	<b>1</b>

PUNTING	NO.	YDS.	AVG.	LG	BK
Turk	92	3870	42.1	70	0
<b>DOLPHINS</b>	<b>92</b>	<b>3870</b>	<b>42.1</b>	<b>70</b>	<b>0</b>
<b>OPPONENTS</b>	<b>87</b>	<b>3532</b>	<b>40.6</b>	<b>65</b>	<b>1</b>

PUNT RET.	NO.	YDS.	AVG.	LG	TD
Ogden	19	323	17.0	81	1
Shepherd	15	164	10.9	32	0
Kelly	5	31	6.2	10	0
McDuffie	0	0	-	-	0
<b>DOLPHINS</b>	<b>39</b>	<b>518</b>	<b>13.3</b>	<b>81</b>	<b>1</b>
<b>OPPONENTS</b>	<b>36</b>	<b>258</b>	<b>7.2</b>	<b>40</b>	<b>0</b>

KICKOFF RET.	NO.	YDS.	AVG.	LG	TD
Denson	20	495	24.8	56	0
Marion	22	513	23.3	47	0
Williams	3	64	21.3	24	0
Johnson	2	26	13.0	26	0
Goodwin	2	6	3.0	6	0
Weaver	1	15	15.0	15	0
Shepherd	1	14	14.0	14	0
<b>DOLPHINS</b>	<b>51</b>	<b>1133</b>	<b>22.2</b>	<b>56</b>	<b>0</b>
<b>OPPONENTS</b>	<b>68</b>	<b>1260</b>	<b>18.5</b>	<b>37</b>	<b>0</b>

SCORING	Ru	Pa	Rt	PAT	FG	S	2	TP
Mare	0	0	0	33/34	28/31	0	0	117
L. Smith	14	2	0	0/0	0/0	0	0	96
Gadsden	0	6	0	0/0	0/0	0	0	36
Shepherd	0	4	0	0/0	0/0	0	0	24
Emanuel	0	1	0	0/0	0/0	0	0	6
Fiedler	1	0	0	0/0	0/0	0	0	6
Goodwin	0	1	0	0/0	0/0	0	0	6
Johnson	1	0	0	0/0	0/0	0	0	6
Madison	0	0	1	0/0	0/0	0	0	6
Ogden	0	0	1	0/0	0/0	0	0	6
Taylor	0	0	1	0/0	0/0	0	0	6
T. Thomas	0	1	0	0/0	0/0	0	0	6
Haley	0	0	0	0/0	0/0	1	0	2
<b>DOLPHINS</b>	<b>16</b>	<b>15</b>	<b>3</b>	<b>33/34</b>	<b>28/31</b>	<b>0</b>	<b>1</b>	<b>323</b>
<b>OPPONENTS</b>	<b>9</b>	<b>13</b>	<b>1</b>	<b>20/20</b>	<b>22/30</b>	<b>0</b>	<b>1</b>	<b>226</b>

FIELD GOALS	1-19	20-29	30-39	40-49	50+	
Mare	0/0	7/8	9/10	12/13	0/0	
<b>DOLPHINS</b>	<b>0/0</b>	<b>0/0</b>	<b>7/8</b>	<b>9/10</b>	<b>12/13</b>	<b>0/0</b>
<b>OPPONENTS</b>	<b>0/0</b>	<b>4/4</b>	<b>10/12</b>	<b>7/9</b>	<b>1/5</b>	

TWO-POINT CONVERSIONS
<b>DOLPHINS</b> 0-0, <b>OPPONENTS</b> 1-3

SACKS
Armstrong 16.5, Taylor 14.5, Bowens 2.5, Gardener 2.5, Mixon 2.5, Bromell 2.0, Walker 2.0, Haley 1.5, Z. Thomas 1.5, Surtain 1.0, Owens 0.5, Rodgers 0.5, Wilson 0.5.
<b>DOLPHINS 48.0, OPPONENTS 28.0</b>

## USUAL STARTERS

OFFENSE
WR - Gronde Gadsden (16)
LT - Richmond Webb (14), Brent Smith (2)
LG - Mark Dixon (15), John Bock (1)
C - Tim Ruddy (16)
RG - Kevin Donnalley (16)
RT - *Todd Wade (16)
TE - Hunter Goodwin (16)
WR - Leslie Shepherd (11), Tony Martin (5)
QB - Jay Fiedler (15), Damon Huard (1)
RB - Lamar Smith (15), J.J. Johnson (1)
FB - Rob Konrad (14), Deon Dyer (1)
3WR - O.J. McDuffie (1)
2TE - Hunter Goodwin (3), Ed Perry (1)

DEFENSE
LDE - Kenny Mixon (13), Rich Owens (3)
LDT - Tim Bowens (15), Jermaine Haley (1)
RDT - Daryl Gardener (10), Jermaine Haley (1)
3DE - (3), Kenny Mixon (3)
RDE - Jason Taylor (16)
LLB - Derrick Rodgers (14)
MLB - Zach Thomas (11), Robert Jones (2), Scott Galyon (1)
RLB - Robert Jones (14), Twan Russell (2)
LCB - Patrick Surtain (16)
RCB - Sam Madison (16)
SS - Brian Walker (16)
FS - Brock Marion (16)
5DB - Terrance Shaw (3), Jerry Wilson (1)
6DB - Jerry Wilson (1)

\* Indicates Rookie

# 2001 FINAL STATISTICS (11-5)

DATE	OPPONENT	SCORE	W/L	ATT.
9/9	at Tennessee	31-23	W	68/798
9/23	OAKLAND	18-15	W	73/404
9/30	at St. Louis	10-42	L	66/404
10/7	NEW ENGLAND	30-10	W	73/024
10/14	at N.Y. Jets	17-21	L	78,823
10/28	at Seattle	24-20	W	59,108
11/4	CAROLINA	23-6	W	72,597
11/11	at Indianapolis	27-24	W	57,127
11/18	N.Y. JETS	0-24	L	74,259
11/25	at Buffalo	34-27	W	73,063
12/2	DENVER	21-10	W	73,938
12/10	INDIANAPOLIS	41-6	W	73,858
12/16	at San Francisco	0-21	L	68,223
12/22	at New England	13-20	L	60,292
12/30	ATLANTA	21-14	W	73,619
1/6	BUFFALO	34-7	W	73,428

TEAM STATISTICS	MIA.	OPP.
<b>TOTAL FIRST DOWNS</b>	<b>263</b>	<b>283</b>
By Rushing	95	97
By Passing	154	148
By Penalty	14	38
Third Down: Made/Att.	89/215	70/201
Third Down Efficiency	41.4	34.8
Fourth Down: Made/Att	9/14	6/15
<b>TOTAL NET YARDS</b>	<b>4821</b>	<b>4608</b>
Average Per Game	301.3	288.0
Total Plays	953	957
Average Per Play	5.1	4.8
<b>NET YARDS RUSHING</b>	<b>1664</b>	<b>1779</b>
Average Per Game	104.0	111.2
Total Rushes	473	453
<b>NET YARDS PASSING</b>	<b>3157</b>	<b>2829</b>
Average Per Game	197.3	176.8
Tackled/Yards Lost	27/178	37/230
Gross Yards	3335	3059
Attempts/Completions	453/275	467/262
Completion Percentage	60.7	56.1
Had Intercepted	19	17
<b>PUNTS/AVERAGE</b>	<b>81/41.0</b>	<b>86/44.1</b>
<b>PENALTIES/YARDS</b>	<b>107/914</b>	<b>82/623</b>
<b>FUMBLES/BALL LOST</b>	<b>26/19</b>	<b>27/11</b>
<b>TOUCHDOWNS</b>	<b>41</b>	<b>35</b>
By Rushing	14	9
By Passing	20	22
By Returns	7	4

SCORE BY QUARTERS	1	2	3	4	OT	Total
DOLPHINS	65	110	27	142	0	344
OPPONENTS	58	91	86	55	0	290

RUSHING	NO.	YDS.	AVG.	LG	TD
L. Smith	313	968	3.1	25	6
Fiedler	73	321	4.4	26	4
Minor	59	281	4.8	56t	2
McKnight	6	39	6.5	18	0
J. Johnson	5	22	4.4	09	0
Konrad	5	22	4.4	18t	1
Ward	2	21	10.5	16	0
Lucas	8	6	0.8	03	1
Mare	1	-5	-5.0	-5	0
Chambers	1	-11	-11.0	-11	0
<b>DOLPHINS</b>	<b>473</b>	<b>1664</b>	<b>3.5</b>	<b>56t</b>	<b>14</b>
<b>OPPONENTS</b>	<b>453</b>	<b>1779</b>	<b>3.9</b>	<b>44</b>	<b>9</b>

PASSING	ATT.	COMP.	YDS.	PCT.	TD	INT.	LG	SCK/LST	RATING
Fiedler	450	273	3290	60.7	20	19	74t	27/178	80.3
Lucas	3	2	45	66.7	0	0	28	0/0	109.7
<b>DOLPHINS</b>	<b>453</b>	<b>275</b>	<b>3335</b>	<b>60.7</b>	<b>20</b>	<b>19</b>	<b>74t</b>	<b>27/178</b>	<b>80.6</b>
<b>OPPONENTS</b>	<b>467</b>	<b>262</b>	<b>3059</b>	<b>56.1</b>	<b>22</b>	<b>17</b>	<b>80t</b>	<b>37/230</b>	<b>76.7</b>

RECEIVING	NO.	YDS.	AVG.	LG	TD
McKnight	55	684	12.4	40	3
Gadsden	55	674	12.3	61	3
Chambers	48	883	18.4	74t	7
L. Smith	30	234	7.8	65t	2
Minor	29	263	9.1	29	1
Ward	21	209	10.0	20	0
Weaver	18	215	11.9	27	2
Ogden	6	73	12.2	18	1
Konrad	5	52	10.4	17	1
Goodwin	4	27	6.8	9	0
J. Johnson	4	21	5.3	7	0
<b>DOLPHINS</b>	<b>275</b>	<b>3335</b>	<b>12.1</b>	<b>74t</b>	<b>20</b>
<b>OPPONENTS</b>	<b>262</b>	<b>3059</b>	<b>11.7</b>	<b>80t</b>	<b>22</b>

INTERCEPTIONS	NO.	YDS.	AVG.	LG	TD
Marion	5	227	45.4	100t	2
Surtain	3	74	24.7	41	1
Thomas	2	51	25.5	34t	1
Madison	2	0	0.0	0	0
Mixon	1	56	56.0	56t	1
J. Taylor	1	4	4.0	4	0
Freeman	1	0	0.0	0	0
Galyon	1	0	0.0	0	0
Walker	1	0	0.0	0	0
<b>DOLPHINS</b>	<b>17</b>	<b>412</b>	<b>24.2</b>	<b>100t</b>	<b>5</b>
<b>OPPONENTS</b>	<b>19</b>	<b>254</b>	<b>13.4</b>	<b>63t</b>	<b>3</b>

PUNTING	NO.	YDS.	AVG.	LG	BK
Turk	81	3321	41.0	77	0
<b>DOLPHINS</b>	<b>81</b>	<b>3321</b>	<b>41.0</b>	<b>77</b>	<b>0</b>
<b>OPPONENTS</b>	<b>86</b>	<b>3789</b>	<b>44.1</b>	<b>73</b>	<b>0</b>

PUNT RET.	NO.	YDS.	AVG.	LG	TD
Ogden	32	377	11.8	48	0
Ward	9	88	9.8	18	0
Madison	1	6	6.0	6	0
Cousin	1	0	0.0	0	0
<b>DOLPHINS</b>	<b>43</b>	<b>471</b>	<b>11.0</b>	<b>48</b>	<b>0</b>
<b>OPPONENTS</b>	<b>30</b>	<b>136</b>	<b>4.5</b>	<b>23</b>	<b>0</b>

KICKOFF RET.	NO.	YDS.	AVG.	LG	TD
Chambers	36	811	22.5	47	0
Marion	17	371	1.8	55	0
Dyer	2	24	12.0	14	0
J. Johnson	1	16	16.0	16	0
E. Perry	1	0	0.0	0	0
<b>DOLPHINS</b>	<b>51</b>	<b>1133</b>	<b>22.2</b>	<b>56</b>	<b>0</b>
<b>OPPONENTS</b>	<b>68</b>	<b>1260</b>	<b>18.5</b>	<b>37</b>	<b>0</b>

SCORING	Ru	Pa	Rt	PAT	FG	S	2	TP
Mare	0	0	0	39/40	19/21	0	0	96
L. Smith	6	2	0	0/0	0/0	0	0	48
Chambers	0	7	0	0/0	0/0	0	0	42
Fiedler	4	0	0	0/0	0/0	0	0	24
Minor	2	1	1	0/0	0/0	0	0	24
McKnight	0	3	0	0/0	0/0	0	1	20
Gadsden	0	3	0	0/0	0/0	0	0	18
Konrad	1	1	0	0/0	0/0	0	0	12
Marion	0	2	0	0/0	0/0	0	0	12
Weaver	0	2	0	0/0	0/0	0	0	12
Lucas	1	0	0	0/0	0/0	0	0	6
Mixon	0	0	1	0/0	0/0	0	0	6
Ogden	0	1	0	0/0	0/0	0	0	6
Surtain	0	1	0	0/0	0/0	0	0	6
J. Taylor	0	0	1	0/0	0/0	0	0	6
Thomas	0	0	1	0/0	0/0	0	0	6
<b>DOLPHINS</b>	<b>14</b>	<b>20</b>	<b>7</b>	<b>39/40</b>	<b>19/21</b>	<b>0</b>	<b>1</b>	<b>1344</b>
<b>OPPONENTS</b>	<b>9</b>	<b>22</b>	<b>4</b>	<b>32/34</b>	<b>16/22</b>	<b>0</b>	<b>0</b>	<b>0290</b>

FIELD GOALS	1-19	20-29	30-39	40-49	50+
Mare	1/1	8/8	8/8	2/4	0/0
<b>DOLPHINS</b>	<b>1/1</b>	<b>8/8</b>	<b>8/8</b>	<b>2/4</b>	<b>0/0</b>
<b>OPPONENTS</b>	<b>0/0</b>	<b>5/6</b>	<b>4/5</b>	<b>6/9</b>	<b>1/2</b>

TWO-POINT CONVERSIONS
McKnight 1
<b>DOLPHINS 1-1, OPPONENTS 0-1</b>

SACKS
J. Taylor 8.5, Bromell 6.5, Gardener 4.0, T. Bowers 3.0, Thomas 3.0, Cousin 2.0, Mixon 2.0, Greenwood 1.5, D. Bowers LG 1.0, D. Bowers 1.0, Freeman 1.0, Galyon 1.0, Rodgers 1.0, Surtain 1.0, Grant 0.5, Haley 0.5, Ogunlewe 0.5
<b>DOLPHINS 37.0, OPPONENTS 27.0</b>

## USUAL STARTERS

OFFENSE
WR - James McKnight (15), Dedic Ward (1)
LT - Spencer Folau (15), Marcus Spriggs (1)
LG - Mark Dixon (10), Heath Irwin (6)
C - Tim Ruddy (15), Heath Irwin (1)
RG - Todd Perry (16)
RT - Todd Wade (15), Harry Swayne (1)
TE - Hunter Goodwin (11), Jed Weaver (2)
WR - Oronde Gadsden (14), *Chris Chambers (2)
QB - Jay Fiedler (16)
RB - Lamar Smith (16)
FB - Rob Konrad (9)
3WR - *Chris Chambers (5)
ZTE - Jed Weaver (5)

DEFENSE
LDE - Kenny Mixon (15), Lorenzo Bromell (1)
LDT - Tim Bowers (15), Jermaine Haley (1)
RDT - Daryl Gardener (8), Jermaine Haley (4), Ernest Grant (3), Kenny Mixon (1)
RDE - Jason Taylor (16)
LLB - Derrick Rodgers (14), Scott Galyon (2)
MLB - Zach Thomas (15), Tommy Hendricks (1)
RLB - Morlon Greenwood (12), Twan Russell (2)
LCB - Patrick Surtain (16)
RCB - Sam Madison (13), *Jamar Fletcher (2), Terry Cousin (1)
SS - Brian Walker (13), Arturo Freeman (3)
FS - Brock Marion (12), Arturo Freeman (1)
SDB - Terry Cousin (2)

\* Indicates Rookie

# 2002 FINAL STATISTICS (9-7)

DATE	OPPONENT	SCORE	W/L	ATT.
9/8	DETROIT	49-21	W	72,216
9/15	at Indianapolis	21-13	W	56,650
9/22	N.Y. JETS	30-3	W	73,426
9/29	at Kansas City	30-48	L	78,178
10/6	NEW ENGLAND	26-13	W	73,369
10/13	at Denver	24-22	W	75,941
10/20	BUFFALO	10-23	L	73,180
11/4	at Green Bay	10-24	L	63,284
11/10	at N.Y. Jets	10-13	L	78,920
11/17	BALTIMORE	26-7	W	73,013
11/24	SAN DIEGO	30-3	W	73,138
12/1	at Buffalo	21-38	L	73,287
12/9	CHICAGO	27-9	W	73,609
12/15	OAKLAND	23-17	W	73,572
12/21	at Minnesota	17-20	L	64,285
12/29	at New England	24-27 (OT)	L	68,436

TEAM STATISTICS	MIA.	OPP.
<b>TOTAL FIRST DOWNS</b>	<b>318</b>	<b>285</b>
By Rushing	139	86
By Passing	155	162
By Penalty	24	37
Third Down: Made/Att.	76/199	68/201
Third Down Efficiency	38.2	33.8
Fourth Down: Made/Att.	3/10	4/13
Fourth Down Efficiency	30.0	30.8

POSSESSION AVERAGE	31:24	28:36
<b>TOTAL NET YARDS</b>	<b>5392</b>	<b>4656</b>
Average Per Game	337.0	291.0
Total Plays	1010	974
Average Per Play	5.3	4.8

NET YARDS RUSHING	2502	1554
Average Per Game	156.4	97.1
Total Rushes	530	407

NET YARDS PASSING	2890	3102
Average Per Game	180.6	193.9
Tackled/Yards Lost	25/179	47/327
Gross Yards	3069	3429
Attempts/Completions	455/271	520/294
Completion Percentage	59.6	56.5
Had Intercepted	15	21

PUNTS/AVERAGE	69/40.2	80/42.9
<b>NET PUNTING AVERAGE</b>	<b>69/34.5</b>	<b>80/37.7</b>
<b>PENALTIES/YARDS</b>	<b>103/859</b>	<b>106/826</b>
<b>FUMBLES/BALL LOST</b>	<b>28/15</b>	<b>23/9</b>
<b>TOUCHDOWNS</b>	<b>44</b>	<b>31</b>
By Rushing	24	9
By Passing	18	20
By Returns	2	2

SCORE BY QUARTERS	1	2	3	4	OT	Total
DOLPHINS	113	111	69	85	0	378
OPPONENTS	35	98	66	99	3	301

RUSHING	NO.	YDS.	AVG.	LG	TD
R. Williams	383	1853	4.8	63t	16
Minor	44	180	4.1	23	2
Lucas	36	126	3.5	17	2
Edwards	20	107	5.4	19	1
Fiedler	28	99	3.5	12	3
Chambers	6	78	13.0	45	0
McKnight	7	58	8.3	19	0
McMichael	1	8	8.0	08	0
Konrad	3	2	0.7	02	0
Rosenfels	2	-9	-4.5	-2	0
<b>DOLPHINS</b>	<b>530</b>	<b>2502</b>	<b>4.7</b>	<b>63t</b>	<b>24</b>
<b>OPPONENTS</b>	<b>407</b>	<b>1554</b>	<b>3.8</b>	<b>38</b>	<b>9</b>

PASSING	ATT.	COMP.	YDS.	PCT.	TD	INT.	LG	SCK/LST	RATING
Fiedler	292	179	2024	61.3	14	9	59t	13/89	85.2
Lucas	160	92	1045	57.5	4	6	77	12/90	69.9
Rosenfels	3	0	0	0.0	0	0	00	0/0	39.6
<b>DOLPHINS</b>	<b>455</b>	<b>271</b>	<b>3069</b>	<b>59.6</b>	<b>18</b>	<b>15</b>	<b>77</b>	<b>25/179</b>	<b>79.3</b>
<b>OPPONENTS</b>	<b>520</b>	<b>294</b>	<b>3429</b>	<b>56.5</b>	<b>20</b>	<b>21</b>	<b>73t</b>	<b>47/327</b>	<b>72.7</b>

RECEIVING	NO.	YDS.	AVG.	LG	TD
Chambers	52	734	14.1	59t	3
R. Williams	47	363	7.7	52	1
McMichael	39	485	12.4	45	4
Konrad	34	233	6.9	19	3
McKnight	29	528	18.2	77	2
Ward	19	172	9.1	22	0
Edwards	18	126	7.0	14	1
Gadsden	16	228	14.3	29	0
Carter	8	66	8.3	15	1
Weaver	6	75	12.5	25	3
Clark	2	42	21.0	26	0
Baker	1	17	17.0	17	0
<b>DOLPHINS</b>	<b>271</b>	<b>3069</b>	<b>11.3</b>	<b>77</b>	<b>18</b>
<b>OPPONENTS</b>	<b>294</b>	<b>3429</b>	<b>11.7</b>	<b>73t</b>	<b>20</b>

INTERCEPTIONS	NO.	YDS.	AVG.	LG	TD
Surtain	6	79	13.2	40t	1
Marion	5	99	19.8	62	0
Madison	3	15	5.0	15	0
Fletcher	2	30	15.0	30	0
Rodgers	2	28	14.0	21	0
Thomas	1	7	7.0	7	0
Haley	1	0	0.0	0	0
Woodson	1	0	0.0	0	0
<b>DOLPHINS</b>	<b>21</b>	<b>258</b>	<b>12.3</b>	<b>62</b>	<b>1</b>
<b>OPPONENTS</b>	<b>15</b>	<b>319</b>	<b>21.3</b>	<b>89t</b>	<b>2</b>

PUNTING	NO.	YDS.	AVG.	LG	BK
Royals	69	2772	40.2	56	0
<b>DOLPHINS</b>	<b>69</b>	<b>2772</b>	<b>40.2</b>	<b>56</b>	<b>0</b>
<b>OPPONENTS</b>	<b>80</b>	<b>3432</b>	<b>42.9</b>	<b>65</b>	<b>0</b>

PUNT RET.	NO.	YDS.	AVG.	LG	TD
Ward	16	169	10.6	34	0
Johnson	8	69	8.6	13	0
Baker	7	55	7.9	21	0
<b>DOLPHINS</b>	<b>31</b>	<b>293</b>	<b>9.5</b>	<b>34</b>	<b>0</b>
<b>OPPONENTS</b>	<b>39</b>	<b>273</b>	<b>7.0</b>	<b>43</b>	<b>0</b>

KICKOFF RET.	NO.	YDS.	AVG.	LG	TD
Minor	46	1071	23.3	66	0
Johnson	12	330	27.5	49	0
Konrad	2	33	16.5	18	0
Weaver	2	23	11.5	18	0
Fletcher	1	0	0.0	0	0
McKnight	0	26	-	26	0
<b>DOLPHINS</b>	<b>63</b>	<b>1483</b>	<b>23.5</b>	<b>66</b>	<b>0</b>
<b>OPPONENTS</b>	<b>69</b>	<b>1540</b>	<b>22.3</b>	<b>56</b>	<b>0</b>

SCORING	Ru	Pa	Rt	PAT	FG	S	2	TP
Mare	0	0	0	42/43	24/31	0	0	114
R. Williams	16	1	0	0/0	0/0	0	0	102
McMichael	0	4	0	0/0	0/0	0	0	24
Chambers	0	3	0	0/0	0/0	0	0	18
Fiedler	3	0	0	0/0	0/0	0	0	18
Konrad	0	3	0	0/0	0/0	0	0	18
Weaver	0	3	0	0/0	0/0	0	0	18
Edwards	1	1	0	0/0	0/0	0	0	12
Lucas	2	0	0	0/0	0/0	0	0	12
McKnight	0	2	0	0/0	0/0	0	0	12
Minor	2	0	0	0/0	0/0	0	0	12
Carter	0	1	0	0/0	0/0	0	0	6
Gamble	0	0	1	0/0	0/0	0	0	6
Surtain	0	0	1	0/0	0/0	0	0	6
<b>DOLPHINS</b>	<b>24</b>	<b>18</b>	<b>2</b>	<b>42/43</b>	<b>24/31</b>	<b>0</b>	<b>0</b>	<b>378</b>
<b>OPPONENTS</b>	<b>9</b>	<b>20</b>	<b>2</b>	<b>27/27</b>	<b>28/30</b>	<b>0</b>	<b>0</b>	<b>301</b>

FIELD GOALS	1-19	20-29	30-39	40-49	50+
Mare	0/0	13/14	2/3	7/11	2/3
<b>DOLPHINS</b>	<b>0/0</b>	<b>13/14</b>	<b>2/3</b>	<b>7/11</b>	<b>2/3</b>
<b>OPPONENTS</b>	<b>0/0</b>	<b>9/9</b>	<b>8/8</b>	<b>6/8</b>	<b>5/5</b>

TWO-POINT CONVERSIONS
<b>DOLPHINS 0-1, OPPONENTS 2-4</b>

SACKS
Taylor 18.5, Ogunleye 9.5, J. Williams 6.0, Burnett 4.0, D. Bowers 1.5, Chester 1.5, Freeman 1.5, Surtain 1.5, Greenwood 1.0, McGarrahan 1.0, Haley 0.5, Thomas 0.5.
<b>DOLPHINS 47.0, OPPONENTS 25.0</b>

USUAL STARTERS
<b>OFFENSE</b>
WR - James McKnight (8), Oronde Gadsden (6), Cris Carter (1), Detric Ward (1)
LT - Mark Dixon (12), Marcus Spriggs (2)
LG - Jamir Nails (14), *Seth McKinney (2)
CG - Tim Ruddy (16)
RC - Todd Perry (16)
RT - Todd Wade (16)
TE - *Randy McMichael (16)
WR - Chris Chambers (15), James McKnight (1)
QB - Jay Fiedler (10), Ray Lucas (6)
RB - Ricky Williams (16)
FB - Rob Konrad (12)
ZTE - Jed Weaver (4)

DEFENSE
LDE - Adewale Ogunleye (16)
LDT - Tim Bowers (16)
RDT - Larry Chester (16)
RDE - Jason Taylor (16)
LLB - Derrick Rodgers (15)
MLB - Zach Thomas (16)
RLB - Morlon Greenwood (14)
LCB - Patrick Surtain (14), Jamar Fletcher (2)
RCB - Sam Madison (16)
SS - Arturo Freeman (16)
FS - Brock Marion (16)
5DB - Jamar Fletcher (2)
6DB - Shawn Wooden (1)

\* Indicates Rookie

# 2003 FINAL STATISTICS (10-6)

DATE	OPPONENT	SCORE	W/L	ATT.
9/7	HOUSTON	20-21	L	73/010
9/14	at N.Y. Jets	21-10	W	77/461
9/21	BUFFALO	17-7	W	73,458
10/5	at N.Y. Giants	23-10	W	78,863
10/12	at Jacksonville	24-10	W	66,437
10/19	NEW ENGLAND	13-19 (OT)	L	73,650
10/27	at San Diego	26-10	W	73,014
11/2	INDIANAPOLIS	17-23	L	73,258
11/9	at Tennessee	7-31	L	68,809
11/16	BALTIMORE	9-6 (OT)	W	73,333
11/23	WASHINGTON	24-23	W	73,578
11/27	at Dallas	40-21	W	64,110
12/7	at New England	0-12	L	68,436
12/15	PHILADELPHIA	27-34	L	73,780
12/21	at Buffalo	20-3	W	73,319
12/28	N.Y. JETS	23-21	W	73,720

TEAM STATISTICS	MIA.	OPP.
<b>TOTAL FIRST DOWNS</b>	<b>266</b>	<b>283</b>
By Rushing	99	82
By Passing	145	171
By Penalty	22	30
Third Down: Made/Att.	67/205	81/222
Third Down Efficiency	32.7	36.5
Fourth Down: Made/Att.	5/10	2/12
Fourth Down Efficiency	50.0	16.7
<b>POSSESSION AVERAGE</b>	<b>29:49</b>	<b>30:11</b>
<b>TOTAL NET YARDS</b>	<b>4609</b>	<b>4787</b>
Average Per Game	288.1	299.2
Total Plays	968	1014
Average Per Play	4.8	4.7
<b>NET YARDS RUSHING</b>	<b>1817</b>	<b>1452</b>
Average Per Game	113.6	90.8
Total Rushes	487	441
<b>NET YARDS PASSING</b>	<b>2792</b>	<b>3335</b>
Average Per Game	174.5	208.4
Sacked/Yards Lost	31/209	44/253
Gross Yards	3001	3588
Attempts/Completions	450/257	529/319
Completion Percentage	57.1	60.3
Had Intercepted	19	22
<b>PUNTS/AVERAGE</b>	<b>84/39.0</b>	<b>80/41.2</b>
<b>NET PUNTING AVERAGE</b>	<b>84/34.9</b>	<b>80/36.1</b>
<b>PENALTIES/YARDS</b>	<b>103/913</b>	<b>98/766</b>
<b>FUMBLES/BALL LOST</b>	<b>26/15</b>	<b>26/14</b>
<b>TOUCHDOWNS</b>	<b>35</b>	<b>26</b>
By Rushing	14	11
By Passing	17	12
By Returns	4	3

SCORE BY QUARTERS	1	2	3	4	OT	Total
DOLPHINS	68	124	44	72	3	311
OPPONENTS	49	86	48	72	6	261

RUSHING	NO.	YDS.	AVG.	LG	TD
R. Williams	392	1372	3.5	45	9
Minor	41	193	4.7	26	1
Fiedler	34	88	2.6	14	3
McKnight	2	75	37.5	68t	1
Chambers	4	30	7.5	12	0
Turk	3	30	10.0	23	0
Konrad	4	17	4.3	11	0
Griesse	5	15	3.0	9	0
Rosenfels	1	-1	-1.0	-1	0
O. Ayانبadejo	1	-2	-2.0	-2	0
<b>DOLPHINS</b>	<b>487</b>	<b>1817</b>	<b>3.7</b>	<b>68t</b>	<b>14</b>
<b>OPPONENTS</b>	<b>441</b>	<b>1452</b>	<b>3.3</b>	<b>28</b>	<b>11</b>

PASSING	ATT.	COMP.	YDS.	PCT.	TD	INT.	LG	SCK/LST	RATING
Fiedler	314	179	2138	57.0	11	13	59	19/126	72.4
Griesse	130	74	813	56.9	5	6	80t	12/83	69.2
Rosenfels	6	4	50	66.7	1	0	21t	0/0	131.9
<b>DOLPHINS</b>	<b>450</b>	<b>257</b>	<b>3001</b>	<b>57.1</b>	<b>17</b>	<b>19</b>	<b>80t</b>	<b>31/209</b>	<b>72.5</b>
<b>OPPONENTS</b>	<b>529</b>	<b>319</b>	<b>3588</b>	<b>60.3</b>	<b>12</b>	<b>22</b>	<b>82t</b>	<b>44/253</b>	<b>70.8</b>

RECEIVING	NO.	YDS.	AVG.	LG	TD
Chambers	64	963	15.0	57t	11
R. Williams	50	351	7.0	59	1
McMichael	49	598	12.2	46	2
Thompson	26	359	13.8	31	0
McKnight	23	285	12.4	80t	2
Konrad	16	166	10.4	25	0
O. Ayانبadejo	12	53	4.4	12	0
Lee	7	110	15.7	25	1
Gadsden	4	48	12.0	23	0
Minor	4	13	3.3	12	0
Newson	2	55	27.5	37	0
<b>DOLPHINS</b>	<b>257</b>	<b>3001</b>	<b>11.7</b>	<b>80t</b>	<b>17</b>
<b>OPPONENTS</b>	<b>319</b>	<b>3588</b>	<b>11.2</b>	<b>82t</b>	<b>12</b>

INTERCEPTIONS	NO.	YDS.	AVG.	LG	TD
Surtain	7	59	8.4	32	0
Knight	3	98	32.7	70	0
Madison	3	82	27.3	36	1
Thomas	3	21	7.0	19	0
Marion	3	3	1.0	3	0
Buckley	2	75	37.5	74t	1
Zgonina	1	0	0.0	0	0
<b>DOLPHINS</b>	<b>22</b>	<b>338</b>	<b>15.4</b>	<b>74t</b>	<b>2</b>
<b>OPPONENTS</b>	<b>19</b>	<b>194</b>	<b>10.2</b>	<b>54t</b>	<b>3</b>

PUNTING	NO.	YDS.	AVG.	LG	BK
Turk	68	2631	38.7	57	0
Royals	16	643	40.2	50	0
<b>DOLPHINS</b>	<b>84</b>	<b>3274</b>	<b>39.0</b>	<b>57</b>	<b>0</b>
<b>OPPONENTS</b>	<b>80</b>	<b>3294</b>	<b>41.2</b>	<b>64</b>	<b>0</b>

PUNT RET.	NO.	YDS.	AVG.	LG	TD
Rogers	21	186	8.9	48	0
Simmons	8	100	12.5	32	0
Buckley	1	2	2.0	2	0
Newson	1	0	0.0	0	0
<b>DOLPHINS</b>	<b>31</b>	<b>288</b>	<b>9.3</b>	<b>48</b>	<b>0</b>
<b>OPPONENTS</b>	<b>29</b>	<b>185</b>	<b>6.4</b>	<b>26</b>	<b>0</b>

KICKOFF RET.	NO.	YDS.	AVG.	LG	TD
Minor	34	727	21.4	49	0
Rogers	19	383	20.2	33	0
Simmons	3	64	21.3	34	0
Lee	1	0	0.0	0	0
McKnight	0	28	-	28	0
<b>DOLPHINS</b>	<b>57</b>	<b>1202</b>	<b>21.1</b>	<b>49</b>	<b>0</b>
<b>OPPONENTS</b>	<b>47</b>	<b>1010</b>	<b>21.5</b>	<b>73</b>	<b>0</b>

SCORING	Ru	Pa	Rt	PAT	FG	S	2P	TP
Mare	0	0	0	33/34	22/29	0	0	99
Chambers	0	11	0	0/0	0/0	0	0	66
R. Williams	9	1	0	0/0	0/0	0	0	60
Fiedler	3	0	0	0/0	0/0	0	0	18
McKnight	1	2	0	0/0	0/0	0	0	18
McMichael	0	2	1	0/0	0/0	0	0	18
Taylor	0	0	1	0/0	0/0	1	0	8
Buckley	0	0	1	0/0	0/0	0	0	6
Lee	0	1	0	0/0	0/0	0	0	6
Madison	0	0	1	0/0	0/0	0	0	6
Minor	1	0	0	0/0	0/0	0	0	6
<b>DOLPHINS</b>	<b>14</b>	<b>17</b>	<b>4</b>	<b>33/34</b>	<b>22/29</b>	<b>1</b>	<b>0</b>	<b>311</b>
<b>OPPONENTS</b>	<b>11</b>	<b>12</b>	<b>3</b>	<b>23/23</b>	<b>26/31</b>	<b>2</b>	<b>0</b>	<b>261</b>

FIELD GOALS	1-19	20-29	30-39	40-49	50+
Mare	0/0	9/9	3/6	6/8	4/6
<b>DOLPHINS</b>	<b>0/0</b>	<b>9/9</b>	<b>3/6</b>	<b>6/8</b>	<b>4/6</b>
<b>OPPONENTS</b>	<b>0/0</b>	<b>10/11</b>	<b>8/9</b>	<b>5/6</b>	<b>3/5</b>

TWO-POINT CONVERSIONS
<b>DOLPHINS 0-1, OPPONENTS 0-2</b>

SACKS
Ogunleye 15.0, Taylor 13.0, Seau 3.0, Zgonina 3.0, J. Williams 2.5, T. Bowens 2.0, Burnett 2.0, D. Bowens 1.0, Freeman 1.0, Thomas 1.0, Greenwood 0.5.
<b>DOLPHINS 44.0, OPPONENTS 31.0</b>

## USUAL STARTERS

OFFENSE
WR - Chris Chambers (16)
LT - Wade Smith (16)
LG - Jamie Nails (15), Seth McKinney (1)
C - Tim Ruddy (14), Seth McKinney (2)
RG - Todd Perry (15), Greg Jerman (1)
RT - Todd Wade (16)
TE - Randy McMichael (16)
WR - Derrius Thompson (12), James WR - McKnight (1)
QB - Jay Fiedler (11), Brian Griese (5)
FB - Rob Konrad (12), Obafemi Ayانبadejo (2)
RB - Ricky Williams (16)
ZTE - Donald Lee (5)

DEFENSE
LDE - Adewale Ogunleye (16)
LDT - Tim Bowens (13), Jeff Zgonina (2), Dario Romero (1)
RDT - Larry Chester (15), Jeff Zgonina (1)
RDE - Jason Taylor (16)
LLB - Junior Seau (15), Tommy Hendricks (1)
MLB - Zach Thomas (15), Tommy Hendricks (1)
RLB - Morlon Greenwood (11)
LCB - Patrick Surtain (15), Terrell Buckley (1)
RCB - Sam Madison (16)
SS - Sammy Knight (16)
FS - Brock Marion (16)
SDB - Terrell Buckley (4), Trent Gamble (1)

\* Indicates Rookie



# 2004 FINAL STATISTICS (4-12)

DATE	OPPONENT	SCORE	W/L	ATT.
9/11	TENNESSEE	7-17	L	69,987
9/19	at Cincinnati	13-16	L	65,705
9/26	PITTSBURGH	3-13	L	72,225
10/3	N.Y. JETS	9-17	L	73,157
10/10	at New England	10-24	L	68,756
10/17	at Buffalo	13-20	L	72,714
10/24	ST. LOUIS	31-14	W	72,945
11/1	at N.Y. Jets	14-41	L	78,216
11/7	ARIZONA	23-24	L	72,612
11/21	at Seattle	17-24	L	66,644
11/28	at San Francisco	24-17	W	66,156
12/5	BUFFALO	32-42	L	73,084
12/12	at Denver	17-20	L	75,027
12/20	NEW ENGLAND	29-28	W	73,629
12/26	CLEVELAND	10-7	W	73,169
1/2	at Baltimore	23-30	L	69,843

TEAM STATISTICS		MIA.	OPP.
<b>TOTAL FIRST DOWNS</b>	<b>267</b>	<b>281</b>	
By Rushing	71	107	
By Passing	165	139	
By Penalty	31	35	
Third Down: Made/Att.	80/232	72/223	
Third Down Efficiency	34.5	32.3	
Fourth Down: Made/Att	8/16	8/11	
Fourth Down Efficiency	50.0	72.7	
<b>POSSESSION AVERAGE</b>	<b>28:20</b>	<b>31:40</b>	
<b>TOTAL NET YARDS</b>	<b>4404</b>	<b>4894</b>	
Average Per Game	275.3	305.9	
Total Plays	1022	1009	
Average Per Play	4.3	4.9	
<b>NET YARDS RUSHING</b>	<b>1339</b>	<b>2302</b>	
Average Per Game	83.7	143.9	
Total Rushes	384	539	
<b>NET YARDS PASSING</b>	<b>3065</b>	<b>2592</b>	
Average Per Game	191.6	162.0	
Sacked/Yards Lost	52/326	36/223	
Gross Yards	3391	2815	
Attempts/Completions	586/309	434/244	
Completion Percentage	52.7	56.2	
Had Intercepted	26	15	
<b>PUNTS/AVERAGE</b>	<b>99/41.5</b>	<b>102/41.0</b>	
<b>NET PUNTING AVERAGE</b>	<b>99/36.9</b>	<b>102/33.3</b>	
<b>PENALTIES/YARDS</b>	<b>112/852</b>	<b>107/852</b>	
<b>FUMBLES/BALL LOST</b>	<b>42/16</b>	<b>22/10</b>	
<b>TOUCHDOWNS</b>	<b>31</b>	<b>42</b>	
Rushing	10	12	
Passing	19	20	
Returns	2	10	

SCORE BY QUARTERS	1	2	3	4	OT	Total
DOLPHINS	79	59	34	103	0	275
OPPONENTS	79	88	95	92	0	354

RUSHING	NO.	YDS.	AVG.	LG	TD
Morris	132	523	4.0	35t	6
Minor	109	388	3.6	34	3
Henry	46	141	3.1	53	0
Chambers	9	76	8.4	24	0
Gordon	35	64	1.8	11	0
Fiedler	12	59	4.9	26	0
Forshey	19	53	2.8	15	0
Konrad	2	18	9.0	15	0
Feeley	14	13	0.9	07t	1
King	4	9	2.3	03	0
Turk	1	3	3.0	03	0
Booker	1	-8	-8.0	-8	0
<b>DOLPHINS</b>	<b>384</b>	<b>1339</b>	<b>3.5</b>	<b>53</b>	<b>10</b>
<b>OPPONENTS</b>	<b>539</b>	<b>2302</b>	<b>4.3</b>	<b>62</b>	<b>12</b>

PASSING	ATT.	COMP.	YDS.	PCT.	TD	INT.	LG	SCK/LST	RATING
Feeley	356	191	1893	53.7	11	15	38	23/136	61.7
Fiedler	190	101	1186	53.2	7	8	71t	25/165	67.1
Rosenfels	39	16	264	41.0	1	3	76t	3/16	41.0
Booker	1	1	48	100.0	0	0	48	0/0	118.8
Morris	0	0	0	-	0	0	00	1/9	-
<b>DOLPHINS</b>	<b>586</b>	<b>309</b>	<b>3391</b>	<b>52.7</b>	<b>19</b>	<b>26</b>	<b>76t</b>	<b>52/326</b>	<b>62.5</b>
<b>OPPONENTS</b>	<b>434</b>	<b>244</b>	<b>2815</b>	<b>56.2</b>	<b>20</b>	<b>15</b>	<b>69t</b>	<b>36/223</b>	<b>76.9</b>

RECEIVING	NO.	YDS.	AVG.	LG	TD
McMichael	73	791	10.8	42t	4
Chambers	69	898	13.0	76t	7
Booker	50	638	12.8	45	4
Thompson	23	359	15.6	36	4
Morris	22	124	5.6	24	0
Gilmore	15	206	13.7	37	1
Lee	13	110	8.5	15t	1
Minor	13	75	5.8	20	0
Gordon	13	74	5.7	20	0
Konrad	8	69	8.6	20t	1
Martin	4	15	3.8	7	0
Henry	3	12	4.0	7	0
Bellamy	1	8	8.0	8	0
King	1	8	8.0	8	0
Easlick	1	4	4.0	4	0
<b>DOLPHINS</b>	<b>309</b>	<b>3391</b>	<b>11.0</b>	<b>76t</b>	<b>19</b>
<b>OPPONENTS</b>	<b>244</b>	<b>2815</b>	<b>11.5</b>	<b>69t</b>	<b>20</b>

INTERCEPTIONS	NO.	YDS.	AVG.	LG	TD
Freeman	4	59	14.8	47	0
Knight	4	32	8.0	32	0
Surtain	4	2	0.5	2	0
Ayanbadejo	1	2	2.0	2	0
J. Williams	1	0	0.0	0	0
Taylor	1	-3	-3.0	-3	0
<b>DOLPHINS</b>	<b>15</b>	<b>92</b>	<b>6.1</b>	<b>47</b>	<b>0</b>
<b>OPPONENTS</b>	<b>26</b>	<b>464</b>	<b>17.8</b>	<b>66t</b>	<b>8</b>

PUNTING	NO.	YDS.	AVG.	LG	BK
Turk	98	4088	41.7	67	0
Mare	1	19	19.0	19	0
<b>DOLPHINS</b>	<b>99</b>	<b>4107</b>	<b>41.5</b>	<b>67</b>	<b>0</b>
<b>OPPONENTS</b>	<b>102</b>	<b>4177</b>	<b>41.0</b>	<b>63</b>	<b>0</b>

PUNT RET.	NO.	YDS.	AVG.	LG	TD
Welker	43	464	10.8	71	0
Brightful	9	89	9.9	36	0
Gilmore	0	11	-	11	0
<b>DOLPHINS</b>	<b>52</b>	<b>564</b>	<b>10.8</b>	<b>71</b>	<b>0</b>
<b>OPPONENTS</b>	<b>45</b>	<b>258</b>	<b>5.7</b>	<b>24</b>	<b>0</b>

KICKOFF RET.	NO.	YDS.	AVG.	LG	TD
Welker	57	1313	23.0	95t	1
Brightful	5	126	25.2	32	0
Gilmore	5	114	22.8	53	0
Morris	1	27	27.0	27	0
Poole	1	22	22.0	22	0
Wyrick	1	58	58.0	58	0
<b>DOLPHINS</b>	<b>70</b>	<b>1660</b>	<b>23.7</b>	<b>95t</b>	<b>1</b>
<b>OPPONENTS</b>	<b>51</b>	<b>1114</b>	<b>21.8</b>	<b>104t</b>	<b>1</b>

SCORING	Ru	Pa	Rt	PAT	FG	S	2	TP
Mare	0	0	0	18/18	12/16	0	0	54
Chambers	0	7	0	0/0	0/0	0	1	46
Morris	6	0	0	0/0	0/0	0	1	36
McMichael	0	4	0	0/0	0/0	0	1	26
Thompson	0	4	0	0/0	0/0	0	0	24
Minor	3	0	0	0/0	0/0	0	0	18
Bryant	0	0	0	7/7	3/3	0	0	16
Welker	0	0	1	1/1	1/1	0	0	10
Gramatica	0	0	0	0/1	3/3	0	0	9
Booker	0	1	0	0/0	0/0	0	0	6
Feeley	1	0	0	0/0	0/0	0	0	6
Gilmore	0	1	0	0/0	0/0	0	0	6
Konrad	0	1	0	0/0	0/0	0	0	6
Lee	0	1	0	0/0	0/0	0	0	6
Pope	0	0	1	0/0	0/0	0	0	6
Knight	0	0	0	0/0	0/0	1	0	2
<b>DOLPHINS</b>	<b>10</b>	<b>19</b>	<b>2</b>	<b>26/27</b>	<b>19/23</b>	<b>2</b>	<b>2</b>	<b>275</b>
<b>OPPONENTS</b>	<b>12</b>	<b>20</b>	<b>10</b>	<b>42/42</b>	<b>20/28</b>	<b>0</b>	<b>1</b>	<b>354</b>

FIELD GOALS	1-19	20-29	30-39	40-49	50+
Mare	0/0	1/2	6/7	3/4	2/3
Bryant	0/0	1/1	0/0	2/2	0/0
Gramatica	0/0	2/2	1/1	0/0	0/0
Welker	0/0	1/1	0/0	0/0	0/0
<b>DOLPHINS</b>	<b>0/0</b>	<b>5/6</b>	<b>7/8</b>	<b>5/6</b>	<b>2/3</b>
<b>OPPONENTS</b>	<b>2/2</b>	<b>5/5</b>	<b>4/7</b>	<b>6/11</b>	<b>3/3</b>

TWO-POINT CONVERSIONS	
Chambers 1, McMichael 1.	

DOLPHINS 2-4, OPPONENTS 0-0	
SACKS	
Taylor 9.5, D. Bowers 7.0, Zgonina 5.0, Romero 3.5, Pope 2.0, Thomas 2.0, J. Williams 2.0, Ahanotu TM 1.0, Edwards TM 1.0, Poole 1.0, Sean 1.0, Surtain 1.0.	
<b>DOLPHINS 36.0, OPPONENTS 52.0</b>	

USUAL STARTERS	
OFFENSE	
WR - Marty Booker (15), Bryan Gilmore (1)	
LT - Damian McIntosh (14), Wade Smith (2)	
LG - Jeno James (14), *Rex Hadnot (2)	
C - Seth McKinney (16)	
RT - Taylor Whitley (11), *Rex Hadnot (5)	
RG - John St. Clair (14), *Vernon Carey (2)	
TE - Randy McMichael (16)	
WR - Chris Chambers (15), Bryan Gilmore (1)	
OB - A.J. Feeley (8), Jay Fiedler (7), Sage Rosenfels (1)	
RB - Sammy Morris (8), Travis Minor (4), Lamar Gordon (2), Leonard Henry (2)	
FB - *Doug Easlick (1), Rob Konrad (1), FB - Jamar Martin (1)	
3WR - Derrius Thompson (3)	
2TE - Donald Lee (10)	

DEFENSE	
LDE - David Bowers (15), Jay Williams (1)	
LDT - Bryan Robinson (10), Jeff Zgonina (4), Tim Bowers (2)	
RDT - Jeff Zgonina (10), Bryan Robinson (3), Larry Chester (2), Dario Romero (1)	
RDE - Jason Taylor (16)	
LLB - Morlon Greenwood (8), Junior Seau (8)	
MLB - Zach Thomas (13), *Derrick Pope (3)	
RLB - Morlon Greenwood (7), Eddie Moore (3), Brendan Ayanbadejo (2)	
LCB - Patrick Surtain (15), *Will Poole (1)	
RCB - Sam Madison (16)	
SS - Sammy Knight (16)	
FS - Antuan Edwards (9), Arturo Freeman (7)	
5DB - Reggie Howard (3), Arturo Freeman (1)	

\* Indicates Rookie



# 2005 FINAL STATISTICS (9-7)

DATE	OPPONENT	SCORE	W/L	ATT.
9/11	DENVER	34-10	W	72/324
9/18	at N.Y. Jets	7-17	L	77/918
9/25	CAROLINA	27-24	W	72/288
10/9	at Buffalo	14-20	L	72/160
10/16	at Tampa Bay	13-27	L	65,168
10/21	KANSAS CITY	20-30	L	68,350
10/30	at New Orleans	21-6	W	61,643
11/6	ATLANTA	10-17	L	72,187
11/13	NEW ENGLAND	16-23	L	73,405
11/20	at Cleveland	0-22	L	72,773
11/27	at Oakland	33-21	W	49,097
12/4	BUFFALO	24-23	W	72,051
12/11	at San Diego	23-21	W	65,026
12/18	N.Y. JETS	24-20	W	62,656
12/24	TENNESSEE	24-10	W	72,001
1/1	at New England	28-26	W	68,756

TEAM STATISTICS	MIA.	OPP.
<b>TOTAL FIRST DOWNS</b>	<b>274</b>	<b>319</b>
Rushing	93	94
Passing	159	183
Penalty	22	42
Third Down: Made/Att	79/225	95/236
Third Down Efficiency	35.1	40.3
Fourth Down: Made/Att	6/15	8/19
Fourth Down Efficiency	40.0	42.1
<b>POSSESSION AVERAGE</b>	<b>27:25</b>	<b>32:35</b>
<b>TOTAL NET YARDS</b>	<b>5198</b>	<b>5078</b>
Average Per Game	324.9	317.4
Total Plays	1026	1078
Average Per Play	5.1	4.7
<b>NET YARDS RUSHING</b>	<b>1898</b>	<b>1771</b>
Average Per Game	118.6	110.7
Total Rushes	444	480
<b>NET YARDS PASSING</b>	<b>3300</b>	<b>3307</b>
Average Per Game	206.3	206.7
Sacked/Yards Lost	26/158	49/375
Gross Yards	3458	3682
Attempts/Completions	556/291	549/323
Completion Percentage	52.3	58.8
Had Intercepted	16	14
<b>PUNTS/AVERAGE</b>	<b>89/43.1</b>	<b>92/43.0</b>
<b>NET PUNTING AVERAGE</b>	<b>89/39.0</b>	<b>92/37.0</b>
<b>PENALTIES/YARDS</b>	<b>132/1055</b>	<b>105/827</b>
<b>FUMBLES/BALL LOST</b>	<b>31/14</b>	<b>35/17</b>
<b>TOUCHDOWNS</b>	<b>34</b>	<b>35</b>
Rushing	11	11
Passing	22	23
Returns	1	1

SCORE BY QUARTERS	1	2	3	4	OT	Total
DOLPHINS	44	78	57	139	0	318
OPPONENTS	94	67	71	85	0	317
<b>RUSHING</b>	<b>NO.</b>	<b>YDS.</b>	<b>AVG.</b>	<b>LG</b>	<b>TD</b>	
Brown	207	907	4.4	65t	4	
Williams	168	743	4.4	35	6	
Chambers	12	92	7.7	61	0	
Frerotte	27	61	2.3	14	0	
Morris	16	58	3.6	09t	1	
Minor	5	17	3.4	09	0	
Rosenfels	6	15	2.5	12	0	
Welker	1	5	5.0	05	0	
Evans	1	0	0.0	00	0	
D. Jones	1	0	0.0	00	0	
<b>DOLPHINS</b>	<b>444</b>	<b>1898</b>	<b>4.3</b>	<b>65t</b>	<b>11</b>	
<b>OPPONENTS</b>	<b>480</b>	<b>1771</b>	<b>3.7</b>	<b>75t</b>	<b>11</b>	

PASSING	ATT.	COMP.	YDS.	PCT.	TD	INT.	LG	SCK/LST	RATING
Frerotte	494	257	2996	52.0	18	13	60t	26/158	71.9
Rosenfels	61	34	462	55.7	4	3	77t	0/0	81.5
Booker	1	0	0	0.00	0	0	00	0/0	39.6
<b>DOLPHINS</b>	<b>556</b>	<b>291</b>	<b>3458</b>	<b>52.3</b>	<b>22</b>	<b>16</b>	<b>77t</b>	<b>26/158</b>	<b>72.8</b>
<b>OPPONENTS</b>	<b>549</b>	<b>323</b>	<b>3682</b>	<b>58.8</b>	<b>23</b>	<b>14</b>	<b>60t</b>	<b>49/375</b>	<b>82.4</b>

RECEIVING	NO.	YDS.	AVG.	LG	TD
Chambers	82	1118	13.6	77t	11
McMichael	60	582	9.7	30t	5
Booker	39	686	17.6	60t	3
Brown	32	232	7.3	38	1
Welker	29	434	15.0	47	0
Williams	17	93	5.5	19	0
Diamond	8	54	6.8	18	0
Morris	8	54	6.8	18	0
Gilmore	5	105	21.0	44t	1
Boston	4	80	20.0	54	0
Evans	4	17	4.3	5	0
Holmes	1	2	2.0	2	0
Heller	1	1	1.0	1t	1
Minor	1	0	0.0	0	0
<b>DOLPHINS</b>	<b>291</b>	<b>3458</b>	<b>11.9</b>	<b>77t</b>	<b>22</b>
<b>OPPONENTS</b>	<b>323</b>	<b>3682</b>	<b>11.4</b>	<b>60t</b>	<b>23</b>

INTERCEPTIONS	NO.	YDS.	AVG.	LG	TD
Schulters	4	78	19.5	37	0
Tillman	3	38	12.7	22	0
Madison	2	11	5.5	11	0
Howard	1	5	5.0	5	0
Daniels	1	4	4.0	4	0
Bell	1	0	0.0	0	0
Spragan	1	0	0.0	0	0
Z. Thomas	1	0	0.0	0	0
<b>DOLPHINS</b>	<b>14</b>	<b>136</b>	<b>9.7</b>	<b>37</b>	<b>0</b>
<b>OPPONENTS</b>	<b>16</b>	<b>127</b>	<b>7.9</b>	<b>33</b>	<b>0</b>

PUNTING	NO.	YDS.	AVG.	LG	BK
D. Jones	88	3827	43.5	63	0
Mare	1	8	8.0	8	0
<b>DOLPHINS</b>	<b>89</b>	<b>3835</b>	<b>43.1</b>	<b>63</b>	<b>0</b>
<b>OPPONENTS</b>	<b>92</b>	<b>3957</b>	<b>43.0</b>	<b>63</b>	<b>0</b>

PUNT RET.	NO.	YDS.	AVG.	LG	TD
Welker	43	390	9.1	47	0
<b>DOLPHINS</b>	<b>43</b>	<b>390</b>	<b>9.1</b>	<b>47</b>	<b>0</b>
<b>OPPONENTS</b>	<b>46</b>	<b>227</b>	<b>4.9</b>	<b>37</b>	<b>0</b>

KICKOFF RET.	NO.	YDS.	AVG.	LG	TD
Welker	61	1379	22.6	46	0
Gilmore	3	84	28.0	29	0
Minor	2	22	11.0	19	0
Bowens	1	5	5.0	5	0
Heller	1	11	11.0	11	0
<b>DOLPHINS</b>	<b>68</b>	<b>1501</b>	<b>22.1</b>	<b>46</b>	<b>0</b>
<b>OPPONENTS</b>	<b>56</b>	<b>1425</b>	<b>25.4</b>	<b>65</b>	<b>0</b>

SCORING	Ru	Pa	Rt	PAT	FG	S	2	TP
Mare	0	0	0	33/33	25/30	0	0	108
Chambers	0	11	0	0/0	0/0	0	0	66
Williams	6	0	0	0/0	0/0	0	0	36
Brown	4	1	0	0/0	0/0	0	0	30
McMichael	0	5	0	0/0	0/0	0	0	30
Booker	0	3	0	0/0	0/0	0	0	18
Taylor	0	1	0	0/0	0/0	1	0	8
Gilmore	0	1	0	0/0	0/0	0	0	6
Heller	0	1	0	0/0	0/0	0	0	6
Morris	1	0	0	0/0	0/0	0	0	6
Carter	0	0	0	0/0	0/0	1	0	2
Howard	0	0	0	0/0	0/0	1	0	2
<b>DOLPHINS</b>	<b>11</b>	<b>22</b>	<b>1</b>	<b>33/33</b>	<b>25/30</b>	<b>3</b>	<b>0</b>	<b>318</b>
<b>OPPONENTS</b>	<b>11</b>	<b>23</b>	<b>1</b>	<b>31/32</b>	<b>24/24</b>	<b>1</b>	<b>1</b>	<b>317</b>

FIELD GOALS	1-19	20-29	30-39	40-49	50+
Mare	0/0	9/10	9/12	6/6	1/2
<b>DOLPHINS</b>	<b>0/0</b>	<b>9/10</b>	<b>9/12</b>	<b>6/6</b>	<b>1/2</b>
<b>OPPONENTS</b>	<b>0/0</b>	<b>7/7</b>	<b>7/7</b>	<b>7/7</b>	<b>3/3</b>

TWO-POINT CONVERSIONS
<b>DOLPHINS 0-1, OPPONENTS 1-3</b>

SACKS
Taylor 12, Bowens 6, Carter 6, Holliday 5, Bell 3, Howard 2, T. Jones 2, Schulters 2, Z. Thomas 2, Traylor 2, Zgonina 2, Roth 1, Seau 1, Spragan 1, Wright 1, Team 1.
<b>DOLPHINS 49.0, OPPONENTS 26.0</b>

## USUAL STARTERS

OFFENSE
WR - Chris Chambers (16)
LT - Damien McIntosh (16)
LG - Geno James (16)
C - Seth McKinney (13), Rex Hadnot (3)
RG - Rex Hadnot (13), Alonzo Ephraim (3)
RT - Vernon Carey (14), Stockar McDougle (2)
TE - Randy McMichael (16)
WR - Marty Booker (12), Bryan Gilmore, (1)
QB - Gus Frerotte (15), Sage Rosenfels (1)
RB - *Ronnie Brown (13), Ricky Williams (3)
FB - Darian Barnes (6), Heath Evans (2), Sammy Morris (2), *Ronnie Brown (1)
2TE - Lorenzo Diamond (7)
3WR - Wes Welker (1)

DEFENSE
LDE - Kevin Carter (16)
LDT - Keith Traylor (13), Jeff Zgonina (3)
RDT - Vonnie Holliday (16)
RDE - Jason Taylor (16)
LLB - *Channing Crowder (11), Derrick Pope (2)
MLB - Zach Thomas (14), *Channing Crowder (2)
LLB - Donnie Spragan (9), Junior Seau (5)
RCB - *Travis Daniels (14), Reggie Howard (2)
SS - Travares Tillman (10), Tebucky Jones (6)
FS - Lance Schulters (16)
SDB - Reggie Howard (4)
6DB - Eddie Jackson (1)

\* Indicates Rookie

# 2006 FINAL STATISTICS (6-10)

DATE	OPPONENT	SCORE	W/L	ATT.
9/7	at Pittsburgh	17-28	L	64/927
9/17	BUFFALO	6-16	L	72/797
9/24	TENNESSEE	13-10	W	72/733
10/1	at Houston	15-17	L	70,071
10/8	at New England	10-20	L	68,756
10/15	at New York Jets	17-20	L	77,439
10/22	GREEN BAY	24-34	L	73,548
11/5	at Chicago	31-13	W	62,206
11/12	KANSAS CITY	13-10	W	73,132
11/19	MINNESOTA	24-20	W	73,070
11/23	at Detroit	27-10	W	61,562
12/3	Jacksonville	10-24	L	73,160
12/10	NEW ENGLAND	21-0	W	74,033
12/17	at Buffalo	0-21	L	71,011
12/25	N.Y. JETS	10-13	L	73,500
12/31	at Indianapolis	22-27	L	57,310

TEAM STATISTICS	MIA.	OPP.
<b>TOTAL FIRST DOWNS</b>	<b>281</b>	<b>267</b>
Rushing	82	72
Passing	180	166
Penalty	19	29
3rd Down: Made/Att	88/234	89/234
3rd Down Efficiency	37.6	38.0
4th Down: Made/Att	7/14	9/16
4th Down Efficiency	50.0	56.3
<b>POSESSION AVG</b>	<b>30:01</b>	<b>29:59</b>
<b>TOTAL NET YARDS</b>	<b>4960</b>	<b>4625</b>
Average Per Game	310.0	289.1
Total Plays	1034	1005
Average Per Play	4.8	4.6
<b>NET YARDS RUSHING</b>	<b>1673</b>	<b>1618</b>
Average Per Game	104.6	101.1
Total Rushes	402	461
<b>NET YARDS PASSING</b>	<b>3287</b>	<b>3007</b>
Average Per Game	205.4	187.9
Sacked/Yards Lost	41/290	47/268
Gross Yards	3577	3275
Attempts/Completions	591/342	497/279
Completion Percentage	57.9	56.1
Had Intercepted	19	8
<b>PUNTS/AVERAGE</b>	<b>86/42.3</b>	<b>91/41.6</b>
<b>NET PUNTING AVERAGE</b>	<b>86/35.7</b>	<b>91/36.3</b>
<b>PENALTIES/YARDS</b>	<b>90/789</b>	<b>91/720</b>
<b>FUMBLES/BALL LOST</b>	<b>19/6</b>	<b>35/19</b>
<b>TOUCHDOWNS</b>	<b>26</b>	<b>31</b>
Rushing	7	7
Passing	16	22
Returns	3	2

SCORE BY QUARTERS	1	2	3	4	OT	Total
DOLPHINS	33	73	53	101	0	260
OPPONENTS	32	85	59	107	0	283

RUSHING	NO.	YDS.	AVG.	LG	TD
Brown	241	1008	4.2	47	5
Morris	92	400	4.3	55	1
Chambers	8	95	11.9	39	0
Minor	19	74	3.9	9	0
Suggs	6	26	4.3	7	0
Harrington	19	24	1.3	7	0
Culpepper	10	20	2.0	7	1
Booker	3	19	6.3	18	0
Lemon	3	7	2.3	06	0
Jones	1	0	0.0	0	0
<b>DOLPHINS</b>	<b>402</b>	<b>1673</b>	<b>4.2</b>	<b>55</b>	<b>7</b>
<b>OPPONENTS</b>	<b>461</b>	<b>1618</b>	<b>3.5</b>	<b>70t</b>	<b>7</b>

RECEIVING	NO.	YDS.	AVG.	LG	TD
Welker	67	687	10.3	38	1
McMichael	62	640	10.3	24	3
Chambers	59	677	11.5	46	4
Booker	55	747	13.6	52	6
Brown	33	276	8.4	24	0
Hagan	21	221	10.5	24	1
Morris	21	162	7.7	44	0
Peelle	16	116	7.3	25	1
Barnes	3	22	7.3	13	0
Minor	3	2	0.7	4	0
Russell	2	14	7.0	9	0
Suggs	0	13	-	13	0
<b>DOLPHINS</b>	<b>342</b>	<b>3577</b>	<b>10.5</b>	<b>52</b>	<b>16</b>
<b>OPPONENTS</b>	<b>279</b>	<b>3275</b>	<b>11.7</b>	<b>87t</b>	<b>22</b>

INTERCEPTIONS	NO.	YDS.	AVG.	LG	TD
Taylor	2	71	35.5	51t	2
Hill	2	33	16.5	21	0
W. Allen	1	11	11.0	11	0
J. Allen	1	7	7.0	7	0
Daniels	1	-2	-2.0	-2	0
Thomas	1	-4	-4.0	-4	0
<b>DOLPHINS</b>	<b>8</b>	<b>116</b>	<b>14.5</b>	<b>51t</b>	<b>2</b>
<b>OPPONENTS</b>	<b>19</b>	<b>207</b>	<b>10.9</b>	<b>42t</b>	<b>2</b>

PUNTING	NO.	YDS.	AVG.	LG	BK
Jones	85	3640	42.8	64	1
<b>DOLPHINS</b>	<b>86</b>	<b>3640</b>	<b>42.3</b>	<b>64</b>	<b>1</b>
<b>OPPONENTS</b>	<b>91</b>	<b>3785</b>	<b>41.6</b>	<b>62</b>	<b>0</b>

PUNT RET.	NO.	YDS.	AVG.	LG	TD
Welker	41	378	9.2	47	0
<b>DOLPHINS</b>	<b>41</b>	<b>378</b>	<b>9.2</b>	<b>47</b>	<b>0</b>
<b>OPPONENTS</b>	<b>49</b>	<b>367</b>	<b>7.5</b>	<b>28</b>	<b>0</b>

KICKOFF RET.	NO.	YDS.	AVG.	LG	TD
Welker	48	1064	22.2	46	0
Bowens	2	21	10.5	11	0
Minor	2	17	8.5	17	0
<b>DOLPHINS</b>	<b>52</b>	<b>1102</b>	<b>21.2</b>	<b>46</b>	<b>0</b>
<b>OPPONENTS</b>	<b>40</b>	<b>981</b>	<b>24.5</b>	<b>51</b>	<b>0</b>

SCORING	Ru	Pa	Rt	PAT	FG	S	2	TP
Mare	0	0	0	22/22	26/36	0	0	100
Booker	0	6	0	0/0	0/0	0	2	40
Brown	5	0	0	0/0	0/0	0	0	30
Chambers	0	4	0	0/0	0/0	0	0	24
McMichael	0	3	0	0/0	0/0	0	0	18
Taylor	0	0	2	0/0	0/0	0	0	12
Culpepper	1	0	0	0/0	0/0	0	0	6
Hagan	0	1	0	0/0	0/0	0	0	6
Hill	0	0	1	0/0	0/0	0	0	6
Morris	1	0	0	0/0	0/0	0	0	6
Peelle	0	1	0	0/0	0/0	0	0	6
Welker	0	0	0	0/0	0/0	0	0	6
<b>DOLPHINS</b>	<b>7</b>	<b>16</b>	<b>3</b>	<b>22/22</b>	<b>26/36</b>	<b>0</b>	<b>2</b>	<b>260</b>
<b>OPPONENTS</b>	<b>7</b>	<b>22</b>	<b>2</b>	<b>31/31</b>	<b>22/25</b>	<b>0</b>	<b>0</b>	<b>283</b>

FIELD GOALS	1-19	20-29	30-39	40-49	50+
Mare	0/0	10/10	6/8	9/12	1/6
<b>DOLPHINS</b>	<b>0/0</b>	<b>10/10</b>	<b>6/8</b>	<b>9/12</b>	<b>1/6</b>
<b>OPPONENTS</b>	<b>1/1</b>	<b>3/3</b>	<b>12/12</b>	<b>5/7</b>	<b>1/2</b>

TWO-POINT CONVERSIONS
Booker 2
<b>DOLPHINS 2-4, OPPONENTS 0-0</b>

SACKS
Taylor 13.5, Holliday 7, Carter 5.5, Bowens 5, Traylor 4, Roth 3.5, Thomas 3, Bell 2, Spragen 1.5, W. Allen 1, Crowder 1.
<b>DOLPHINS 47.0, OPPONENTS 41.0</b>

USUAL STARTERS
<b>OFFENSE</b>
WR - Chris Chambers (16)
LT - Damion McIntosh (11), L.J. Shelton (5)
LG - Jeno James (9), Kendyl Jacox (7)
C - Rex Hadnot (16)
RG - L.J. Shelton (11), Bennie Anderson (2), Damion McIntosh (2), Kendyl Jacox (1)
RT - Vernon Carey (16)
TE - Randy McMichael (16)
WR - Marty Booker (13), Wes Welker (1)
QB - Joey Harrington (11), Daunte Culpepper (4), Cleo Lemon (1)
RB - Ronnie Brown (12), Sammy Morris (4)
FB - Darian Barnes (6)
3WR - Wes Welker (1)
2TE - Justin Peelle (10), Jason Rader (1)

DEFENSE
LDE - Kevin Carter (16)
NT - Keith Traylor (14), Jeff Zgonina (2)
DT - Vonnie Holliday (16)
OE - Jason Taylor (16)
LLB - Channing Crowder (14)
MLB - Zach Thomas (16)
RLB - Donnie Spragen (9)
LCB - Will Allen (15), Travis Daniels (1)
RCB - André Goodman (13), Travis Daniels (3)
SS - Yeremiah Bell (10), Travares Tillman (6)
FS - Renaldo Hill (16)
5DB - Yeremiah Bell (2), Michael Lehan (2), Travis Daniels (1), André Goodman (1), Travares Tillman (1)
6DB - Eddie Jackson (2)

\* Indicates Rookie

PASSING	ATT.	COMP.	YDS.	PCT.	TD	INT.	LG	SCK/LST	RATING
Harrington	388	223	2236	57.5	12	15	48	15/116	68.2
Culpepper	134	81	929	60.4	2	3	52	21/150	77.0
Lemon	68	38	412	55.9	2	1	38	5/24	77.6
Brown	1	0	0	0.0	0	0	00	0/0	39.6
<b>DOLPHINS</b>	<b>591</b>	<b>342</b>	<b>3577</b>	<b>57.9</b>	<b>16</b>	<b>19</b>	<b>52</b>	<b>41/290</b>	<b>71.2</b>
<b>OPPONENTS</b>	<b>279</b>	<b>279</b>	<b>3275</b>	<b>56.1</b>	<b>22</b>	<b>8</b>	<b>87t</b>	<b>47/268</b>	<b>84.4</b>

# 2007 FINAL STATISTICS (1-15)

DATE	OPPONENT	SCORE	W/L	ATT.
9/9	at Washington	13-16 (OT)	L	90/163
9/16	DALLAS	20-37	L	71/615
9/23	at N.Y. Jets	28-31	L	77/197
9/30	OAKLAND	17-35	L	70/621
10/7	at Houston	19-22	L	70/156
10/14	at Cleveland	31-41	L	73,198
10/21	NEW ENGLAND	28-49	L	71,951
10/28	N.Y. GIANTS	10-13	L	81,176
11/11	BUFFALO	10-13	L	70,615
11/18	at Philadelphia	7-17	L	68,934
11/26	at Pittsburgh	0-3	L	57,704
12/2	N.Y. JETS	13-40	L	71,109
12/9	at Buffalo	17-38	L	71,018
12/16	BALTIMORE	22-16 (OT)	W	70,287
12/23	at New England	7-28	L	68,756
12/30	CINCINNATI	25-38	L	70,461

TEAM STATISTICS	MIA.	OPP.
<b>TOTAL FIRST DOWNS</b>	<b>283</b>	<b>318</b>
Rushing	107	129
Passing	162	165
Penalty	14	24
3rd Down: Made/Att.	81/218	98/208
3rd Down Percentage	37.2	47.1
4th Down: Made/Att.	13/22	6/10
4th Down Percentage	59.1	60.0
<b>POSSESSION AVERAGE</b>	<b>29:05</b>	<b>30:55</b>
<b>TOTAL NET YARDS</b>	<b>4600</b>	<b>5475</b>
Average Per Game	287.5	342.2
Total Plays	989	983
Average Per Play	4.7	5.6
<b>NET YARDS RUSHING</b>	<b>1569</b>	<b>2456</b>
Average Per Game	98.1	153.5
Total Rushes	389	544
<b>NET YARDS PASSING</b>	<b>3031</b>	<b>3019</b>
Avg Per Game	189.4	188.7
Sacked/Yards Lost	42/288	30/167
Gross Yards	3319	3186
Attempts/Completions	558/318	409/242
Completion Percentage	57.0	59.2
Had Intercepted	16	14
<b>PUNTS/AVERAGE</b>	<b>77/43.2</b>	<b>62/43.3</b>
<b>NET PUNTING AVERAGE</b>	<b>77/36.6</b>	<b>62/37.3</b>
<b>PENALTIES/YARDS</b>	<b>91/732</b>	<b>73/604</b>
<b>FUMBLES/BALL LOST</b>	<b>25/13</b>	<b>20/8</b>
<b>TOUCHDOWNS</b>	<b>29</b>	<b>50</b>
Rushing	14	18
Passing	12	28
Returns	3	4

SCORE BY QUARTERS	1	2	3	4	OT	Total
DOLPHINS	32	77	68	84	6	267
OPPONENTS	110	146	52	126	3	437

RUSHING	NO.	YDS.	AVG.	LG	TD
Brown	119	602	5.1	60	4
Chatman	128	515	4.0	30	1
L. Booker	28	125	4.5	22	0
Gado	35	104	3.0	20t	3
Lemon	31	102	3.3	11	4
Cobbs	15	47	3.1	12	1
Green	7	32	4.6	23	0
R. Williams	6	15	2.5	6	0
Beck	9	12	1.3	8	1
M. Booker	2	12	6.0	12	0
Maui	4	5	1.3	3	0
Ginn, Jr.	4	3	0.8	7	0
Chambers	1	-5	-5.0	-5	0
<b>DOLPHINS</b>	<b>389</b>	<b>1569</b>	<b>4.0</b>	<b>60</b>	<b>14</b>
<b>OPPONENTS</b>	<b>544</b>	<b>2456</b>	<b>4.5</b>	<b>59t</b>	<b>18</b>

RECEIVING	NO.	YDS.	AVG.	LG	TD
M. Booker	50	556	11.1	26	1
Brown	39	389	10.0	43	1
Ginn, Jr.	34	420	12.4	54	2
Martin	34	303	8.9	28	2
Chambers	31	415	13.4	28	0
Hagan	29	373	12.9	22t	2
Peelle	29	228	7.9	35	2
L. Booker	28	237	8.5	22	0
Chatman	27	161	6.0	22	0
Camarillo	8	160	20.0	64t	2
Gado	4	47	11.8	35	0
Cobbs	2	20	10.0	11	0
Maui	2	5	2.5	5	0
Halterman	1	7	7.0	7	0
Hadnot	0	-2	-	-2	0
<b>DOLPHINS</b>	<b>318</b>	<b>3319</b>	<b>10.4</b>	<b>64t</b>	<b>12</b>
<b>OPPONENTS</b>	<b>242</b>	<b>3186</b>	<b>13.2</b>	<b>70t</b>	<b>28</b>

INTERCEPTIONS	NO.	YDS.	AVG.	LG	TD
J. Allen	3	15	5.0	13	0
Goodman	2	23	11.5	18	0
Porter	2	19	9.5	14	0
Pope	2	0	0.0	0	0
Taylor	1	36	36.0	36t	1
Daniels	1	29	29.0	29	0
Hill	1	24	24.0	24	0
W. Allen	1	14	14.0	14	0
Lehan	1	0	0.0	0	0
<b>DOLPHINS</b>	<b>14</b>	<b>160</b>	<b>11.4</b>	<b>36t</b>	<b>1</b>
<b>OPPONENTS</b>	<b>16</b>	<b>232</b>	<b>14.5</b>	<b>36</b>	<b>0</b>

PUNTING	NO.	YDS.	AVG.	LG	BK
Fields	77	3327	43.2	61	0
<b>DOLPHINS</b>	<b>77</b>	<b>3327</b>	<b>43.2</b>	<b>61</b>	<b>0</b>
<b>OPPONENTS</b>	<b>62</b>	<b>2682</b>	<b>43.3</b>	<b>64</b>	<b>0</b>

PUNT RET.	NO.	YDS.	AVG.	LG	TD
Ginn, Jr.	24	230	9.6	87t	1
<b>DOLPHINS</b>	<b>24</b>	<b>230</b>	<b>9.6</b>	<b>87t</b>	<b>1</b>
<b>OPPONENTS</b>	<b>39</b>	<b>387</b>	<b>9.9</b>	<b>49</b>	<b>0</b>

KICKOFF RET.	NO.	YDS.	AVG.	LG	TD
Ginn, Jr.	63	1433	22.7	52	0
Cobbs	5	44	8.8	11	0
M. Booker	2	3	1.5	3	0
Chatman	2	31	15.5	21	0
Hagan	2	25	12.5	14	0
Fitita	1	0	0.0	0	0
Maui	1	4	4.0	4	0
Mruczkowski	1	9	9.0	9	0
Peelle	1	0	0.0	0	0
Camarillo	0	3	-	3	0
<b>DOLPHINS</b>	<b>78</b>	<b>1552</b>	<b>19.9</b>	<b>52</b>	<b>0</b>
<b>OPPONENTS</b>	<b>50</b>	<b>1292</b>	<b>25.8</b>	<b>98t</b>	<b>2</b>

SCORING	Ru	Pa	Rt	PAT	FG	S	2	TP
Feely	0	0	0	26/26	21/23	0	0	89
Brown	4	1	0	0/0	0/0	1	3	32
Lemon	4	0	0	0/0	0/0	0	24	24
Gado	3	0	0	0/0	0/0	0	18	18
Ginn, Jr.	0	2	1	0/0	0/0	0	18	18
Hagan	0	2	0	0/0	0/0	1	14	14
Camarillo	0	2	0	0/0	0/0	0	12	12
Martin	0	2	0	0/0	0/0	0	12	12
Peelle	0	2	0	0/0	0/0	0	12	12
Beck	1	0	0	0/0	0/0	0	6	6
M. Booker	0	1	0	0/0	0/0	0	6	6
Chatman	1	0	0	0/0	0/0	0	6	6
Cobbs	1	0	0	0/0	0/0	0	6	6
Lehan	0	1	0	0/0	0/0	0	6	6
Taylor	0	0	1	0/0	0/0	0	6	6
<b>DOLPHINS</b>	<b>14</b>	<b>12</b>	<b>3</b>	<b>26/26</b>	<b>21/23</b>	<b>0</b>	<b>2267</b>	<b>2267</b>
<b>OPPONENTS</b>	<b>18</b>	<b>28</b>	<b>4</b>	<b>49/49</b>	<b>28/33</b>	<b>1</b>	<b>1437</b>	<b>1437</b>

PASSING	ATT.	COMP.	YDS.	PCT.	TD	INT.	LG	SCK/LST	RATING
Lemon	309	173	1773	56.0	6	6	64t	25/166	71.0
Green	141	85	987	60.3	5	7	43	7/53	72.6
Beck	107	60	559	56.1	1	3	22t	10/69	62.0
M. Booker	1	0	0	0.0	0	0	0	0/0	39.6
<b>DOLPHINS</b>	<b>558</b>	<b>318</b>	<b>3319</b>	<b>57.0</b>	<b>12</b>	<b>16</b>	<b>64t</b>	<b>42/288</b>	<b>69.6</b>
<b>OPPONENTS</b>	<b>409</b>	<b>242</b>	<b>3186</b>	<b>59.2</b>	<b>28</b>	<b>14</b>	<b>70t</b>	<b>30/167</b>	<b>92.4</b>

FIELD GOALS	1-19	20-29	30-39	40-49	50+
Feely	0/0	7/7	6/6	7/9	1/1
<b>DOLPHINS</b>	<b>0/0</b>	<b>7/7</b>	<b>6/6</b>	<b>7/9</b>	<b>1/1</b>
<b>OPPONENTS</b>	<b>1/1</b>	<b>10/11</b>	<b>7/7</b>	<b>6/9</b>	<b>4/5</b>

TWO-POINT CONVERSIONS
Brown 1, Hagan 1
<b>DOLPHINS 2-2, OPPONENTS 1-1</b>

SACKS
Taylor 11, Porter 5.5, Roth 3, W. Allen 2, Holliday 2, Moses 1.5, R. Wright 1.5, Lehan 1, Thomas 1, Traylor 1, Crowder 0.5
<b>DOLPHINS 30.0, OPPONENTS 42.0</b>

USUAL STARTERS
<b>OFFENSE</b>
WR - Marty Booker (15), Derek Hagan (1)
LT - Vernon Carey (16)
LG - Chris Liwienski (14), Cory Lekkerkerker (2)
C - *Samson Satele (16)
RG - Rex Hadnot (16)
RT - L.J. Shelton (16)
TE - David Martin (15), Justin Peelle (1)
WR - *Ted Ginn, Jr. (8), Chris Chambers (5)
QB - Cleo Lemon (7), Trent Green (5), *John Beck (4)
RB - Ronnie Brown (7), Jesse Chatman (6), Samkon Gado (2), *Lorenzo Booker (1)
FB - *Reagan Mauia (9)
3WR - *Ted Ginn, Jr. (1)
2TE - Justin Peelle (9)

DEFENSE
LDE - Matt Roth (9), Vonnie Holliday (5), Joey Porter (2)
NT - Keith Taylor (14), *Quentin Moses (1), Steve Fitita (1)
DT - Vonnie Holliday (7), Rodrigue
DE - Jason Taylor (16)
LB - Channing Crowder (10), Donnie
LB - Spragan (3), Derrick Pope (1)
LB - Derrick Pope (8), Zach Thomas (5), Donnie Spragan (2), Joey Porter (1)
LB - Joey Porter (12)
CB - Will Allen (16)
CB - Michael Lehan (13), Travis Daniels (3), Cameron Worrell (7), Lance Schulters (4), Donovan Darius (2), Yermiah Bell (1), Travares Tillman (1), Travis Daniels (1)
S - Jason Allen (9), Renaldo Hill (7)
SDB - André Goodman (4), Michael Lehan (1)
6DB - Travis Daniels (1)

\* Indicates Rookie

# 2008 FINAL STATISTICS (11-5)

DATE	OPPONENT	SCORE	W/L	ATT.
9/7	N.Y. Jets	14-20	L	65,859
9/14	at Arizona	10-31	L	63,445
9/21	at New England	38-13	W	68,756
10/5	SAN DIEGO	17-10	W	65,063
10/12	at Houston	28-29	L	70,023
10/19	BALTIMORE	13-27	L	64,972
10/26	BUFFALO	25-16	W	65,011
11/2	at Denver	26-17	W	75,499
11/9	SEATTLE	21-19	W	64,862
11/16	OAKLAND	17-15	W	65,113
11/23	NEW ENGLAND	28-48	L	67,146
11/30	at St. Louis	16-12	W	61,046
12/7	at Buffalo	16-3	W	52,134
12/14	SAN FRANCISCO	14-9	W	65,893
12/21	at Kansas City	38-31	W	73,689
12/28	at N.Y. Jets	24-17	W	79,454

TEAM STATISTICS		MIA.	OPP.
<b>TOTAL FIRST DOWNS</b>	<b>308</b>	<b>296</b>	
By Rushing	111	96	
By Passing	184	173	
By Penalty	13	27	
Third Down: Made/Att.	71/192	79/209	
Third Down Efficiency	37.0	37.8	
Fourth Down: Made/Att.	10/15	11/19	
Fourth Down Efficiency	66.7	57.9	
<b>POSSESSION AVERAGE</b>	<b>31:03</b>	<b>28:57</b>	
<b>TOTAL NET YARDS</b>	<b>5529</b>	<b>5264</b>	
Average Per Game	345.6	329.0	
Total Plays	965	979	
Average Per Play	5.7	5.4	
<b>NET YARDS RUSHING</b>	<b>1897</b>	<b>1620</b>	
Average Per Game	118.6	101.3	
Total Rushes	448	388	
<b>NET YARDS PASSING</b>	<b>3632</b>	<b>3644</b>	
Average Per Game	227.0	227.8	
Sacked/Yards Lost	26/129	40/218	
Gross Yards	3761	3862	
Attempts/Completions	491/330	551/320	
Completion Percentage	67.2	58.1	
Had Intercepted	7	18	
<b>PUNTS/AVERAGE</b>	<b>74/43.9</b>	<b>61/46.7</b>	
<b>NET PUNTING AVERAGE</b>	<b>35.5</b>	<b>39.7</b>	
<b>PENALTIES/YARDS</b>	<b>81/669</b>	<b>86/615</b>	
<b>FUMBLE/BALL LOST</b>	<b>18/6</b>	<b>27/12</b>	
<b>TOUCHDOWNS</b>	<b>40</b>	<b>33</b>	
By Rushing	18	11	
By Passing	20	18	
By Returns	2	4	

SCORE BY QUARTERS	1	2	3	4	OT	Total
DOLPHINS	85	113	65	82	0	345
OPPONENTS	62	102	91	62	0	317

RUSHING	NO.	YDS.	AVG.	LG	TD
Brown	214	916	4.3	62t	10
Williams	160	659	4.1	51t	4
Cobbs	12	88	7.3	44	1
Polite	23	85	3.7	14	0
Ginn, Jr.	5	73	14.6	40t	2
Pennington	30	62	2.1	16	1
Bess	1	13	13.0	13	0
Camarillo	2	1	0.5	6	0
Fields	1	0	0.0	0	0
<b>DOLPHINS</b>	<b>448</b>	<b>1897</b>	<b>4.2</b>	<b>62t</b>	<b>18</b>
<b>OPPONENTS</b>	<b>388</b>	<b>1620</b>	<b>4.2</b>	<b>33</b>	<b>11</b>

RECEIVING	NO.	YDS.	AVG.	LG	TD
Ginn, Jr.	56	790	14.1	64	2
Camarillo	55	613	11.1	33	2
Bess	54	554	10.3	37	1
Fasano	34	454	13.4	24	7
Brown	33	254	7.7	39	0
Martin	31	450	14.5	61t	3
Williams	29	219	7.6	47	1
Cobbs	19	275	14.5	80t	2
Polite	6	24	4.0	9	0
Hagan	3	51	17.0	20	0
London	3	30	10.0	14	0
Wilford	3	25	8.3	15	0
Haynos	2	22	11.0	19t	1
Cramer	2	3	1.5	2t	1
Satele	0	-3	-	-3	0
<b>DOLPHINS</b>	<b>330</b>	<b>3761</b>	<b>11.4</b>	<b>80t</b>	<b>20</b>
<b>OPPONENTS</b>	<b>320</b>	<b>3862</b>	<b>12.1</b>	<b>79t</b>	<b>18</b>

INTERCEPTIONS	NO.	YDS.	AVG.	LG	TD
Goodman	5	53	10.6	55	0
W. Allen	3	62	20.7	32t	1
Hill	3	34	11.3	17	0
Ayodele	2	29	14.5	17	0
Merling	1	25	25.0	17	0
Starks	1	8	8.0	8	0
J. Allen	1	2	2.0	2	0
Culver	1	1	1.0	1	0
Jones	1	0	0.0	0	0
<b>DOLPHINS</b>	<b>18</b>	<b>214</b>	<b>11.9</b>	<b>55</b>	<b>2</b>
<b>OPPONENTS</b>	<b>7</b>	<b>130</b>	<b>18.6</b>	<b>44t</b>	<b>2</b>

PUNTING	NO.	YDS.	AVG.	LG	BK
Fields	74	3249	43.9	71	0
<b>DOLPHINS</b>	<b>74</b>	<b>3249</b>	<b>43.9</b>	<b>71</b>	<b>0</b>
<b>OPPONENTS</b>	<b>61</b>	<b>2848</b>	<b>46.7</b>	<b>67</b>	<b>1</b>

PUNT RET.	NO.	YDS.	AVG.	LG	TD
Bess	21	231	11.0	27	0
Ginn, Jr.	7	54	7.7	15	0
<b>DOLPHINS</b>	<b>28</b>	<b>285</b>	<b>10.2</b>	<b>27</b>	<b>0</b>
<b>OPPONENTS</b>	<b>37</b>	<b>485</b>	<b>13.1</b>	<b>93t</b>	<b>2</b>

KICKOFF RET.	NO.	YDS.	AVG.	LG	TD
Ginn, Jr.	32	657	20.5	41	0
Bess	14	311	22.2	32	0
Cobbs	8	189	23.6	60	0
London	2	28	14.0	17	0
Fasano	1	0	0.0	0	0
Jones	1	0	0.0	0	0
Ndukwe	1	14	14.0	14	0
Ryan	1	14	14.0	14	0
<b>DOLPHINS</b>	<b>60</b>	<b>1213</b>	<b>20.2</b>	<b>60</b>	<b>0</b>
<b>OPPONENTS</b>	<b>68</b>	<b>1655</b>	<b>24.3</b>	<b>95</b>	<b>0</b>

SCORING	Ru	Pa	Rt	PAT	FG	S	2	TP
Carpenter	0	0	0	40/40	21/25	0	0	103
Brown	10	0	0	0/0	0/0	0	0	60
Fasano	0	7	0	0/0	0/0	0	0	42
Williams	4	1	0	0/0	0/0	0	0	30
Ginn	2	2	0	0/0	0/0	0	0	24
Cobbs	1	2	0	0/0	0/0	0	0	18
Martin	0	3	0	0/0	0/0	0	0	18
Camarillo	0	2	0	0/0	0/0	0	0	12
W. Allen	0	0	1	0/0	0/0	0	0	6
Bess	0	1	0	0/0	0/0	0	0	6
Cramer	0	1	0	0/0	0/0	0	0	6
Haynos	0	1	0	0/0	0/0	0	0	6
Merling	0	0	1	0/0	0/0	0	0	6
Pennington	1	0	0	0/0	0/0	0	0	6
Anderson	0	0	0	0/0	0/0	1	0	2
<b>DOLPHINS</b>	<b>18</b>	<b>20</b>	<b>2</b>	<b>40/40</b>	<b>21/25</b>	<b>0</b>	<b>0</b>	<b>345</b>
<b>OPPONENTS</b>	<b>11</b>	<b>18</b>	<b>4</b>	<b>28/28</b>	<b>29/32</b>	<b>1</b>	<b>0</b>	<b>317</b>

FIELD GOALS	1-19	20-29	30-39	40-49	50+
Carpenter	0/0	4/4	7/7	9/13	1/1
<b>DOLPHINS</b>	<b>0/0</b>	<b>4/4</b>	<b>7/7</b>	<b>9/13</b>	<b>1/1</b>
<b>OPPONENTS</b>	<b>1/1</b>	<b>9/9</b>	<b>10/11</b>	<b>7/9</b>	<b>2/2</b>

TWO-POINT CONVERSIONS	
<b>DOLPHINS</b>	<b>0-0, OPPONENTS 1-5</b>

SACKS
Porter 17.5, Roth 5.0, Holliday 3.5, Jones 3.0, Starks 3.0, Anderson 2.5, Langford 2.0, Merling 1.0, W. Allen 1.0, Bell 1.0, Torbor 0.5.
<b>DOLPHINS 40.0, OPPONENTS 26.0</b>

## USUAL STARTERS

OFFENSE	
WR	- Ted Ginn, Jr. (13), Brandon London (1)
LT	- *Jake Long (16)
LG	- Justin Smiley (12), Andy Alleman (4)
C	- Samson Satele (16)
RG	- Ikechuku Ndukwe (15), *Donald Thomas (1)
RT	- Vernon Carey (16)
TE	- Anthony Fasano (16)
WR	- Greg Camarillo (11), *Davone Bess (5)
QB	- Chad Pennington (16)
RB	- Ronnie Brown (13), Ricky Williams (3)
FB	- Lousaka Polite (5), Patrick Cobbs (2), Casey Cramer (2)
3WR	- *Davone Bess (1)
ZTE	- David Martin (7)

DEFENSE	
LE	- *Kendall Langford (13), Randy Starks (1)
NT	- Anderson (1), *Phillip Merling (1), Randy Starks (1)
RT	- Vonnie Holliday (1), Randy Starks (1)
RE	- Vonnie Holliday (14), *Phillip Merling (1), Randy Starks (1)
SLB	- Matt Roth (14), Quentin Moses (1)
ILB	- Channing Crowder (13), Reggie Torbor (1)
ILB	- Akin Ayodele (13)
WLB	- Joey Porter (16)
LCB	- Will Allen (16)
RCB	- André Goodman (16)
FS	- Chris Crocker (2), Renaldo Hill (14)
SS	- Jeremiah Bell (16)
5DB	- Michael Lehan (2), Jason Allen (1), Renaldo Hill (1), Nate Jones (1)
6DB	- Jason Allen (1)

\* Indicates Rookie

PASSING	ATT.	COMP.	YDS.	PCT.	TD	INT.	LG	SCK/LST	RATING
Pennington	476	321	3653	67.4	19	7	80t	24/121	97.4
Henne	12	7	67	58.3	0	0	19	0/0	74.0
Brown	3	2	41	66.7	1	0	19t	1/8	149.3
Williams	0	0	0	0	0	0	-	1/0	-
<b>DOLPHINS</b>	<b>491</b>	<b>330</b>	<b>3761</b>	<b>67.2</b>	<b>20</b>	<b>7</b>	<b>80t</b>	<b>26/129</b>	<b>97.6</b>
<b>OPPONENTS</b>	<b>551</b>	<b>320</b>	<b>3862</b>	<b>58.1</b>	<b>18</b>	<b>18</b>	<b>79t</b>	<b>40/218</b>	<b>77.0</b>

# 2009 FINAL STATISTICS (7-9)

DATE	OPPONENT	SCORE	W/L	ATT.
9/13	at Atlanta	7-19	L	67,606
9/21	INDIANAPOLIS	23-27	L	66,227
9/27	at San Diego	13-23	L	67,230
10/4	BUFFALO	38-10	W	65,523
10/12	N.Y. JETS	31-27	W	69,767
10/25	NEW ORLEANS	34-46	L	66,689
11/1	at N.Y. Jets	30-25	W	77,531
11/8	at New England	17-27	L	68,756
11/15	TAMPA BAY	25-23	W	66,085
11/19	at Carolina	24-17	W	73,475
11/29	at Buffalo	14-31	L	70,155
12/6	NEW ENGLAND	22-21	W	70,102
12/13	at Jacksonville	14-10	W	60,457
12/20	at Tennessee	24-27 (OT)	L	69,143
12/27	HOUSTON	20-27	L	65,847
1/3/10	PITTSBURGH	24-30	L	70,102

TEAM STATISTICS	MIA.	OPP.
<b>TOTAL FIRST DOWNS</b>	<b>333</b>	<b>297</b>
Rushing	129	88
Passing	188	184
Penalty	16	25
3rd Down: Made/Att.	120/245	69/198
3rd Down Percentage	49.0	34.8
4th Down: Made/Att.	13/18	8/15
4th Down Percentage	72.2	53.3
<b>POSSESSION AVERAGE</b>	<b>31:54</b>	<b>28:06</b>
<b>TOTAL NET YARDS</b>	<b>5401</b>	<b>5589</b>
Average Per Game	337.6	349.3
Total Plays	1088	968
Average Per Play	5.0	5.8
<b>NET YARDS RUSHING</b>	<b>2231</b>	<b>1835</b>
Avg. Per Game	139.4	114.7
Total Rushes	509	435
<b>NET YARDS PASSING</b>	<b>3170</b>	<b>3754</b>
Average Per Game	198.1	234.6
Sacked/Yards Lost	34/226	44/242
Gross Yards	3396	3996
Attempts/Completions	545/331	489/281
Completion Percentage	60.7	57.5
Had Intercepted	19	15
<b>PUNTS/AVERAGE</b>	<b>75/46.3</b>	<b>67/44.1</b>
<b>NET PUNTING AVERAGE</b>	<b>75/39.8</b>	<b>67/38.4</b>
<b>PENALTIES/YARDS</b>	<b>78/640</b>	<b>73/589</b>
<b>FUMBLES/BALL LOST</b>	<b>27/10</b>	<b>17/6</b>
<b>TOUCHDOWNS</b>	<b>41</b>	<b>42</b>
Rushing	22	16
Passing	15	23
Returns	4	3

SCORE BY QUARTERS	1	2	3	4	OT	Total
DOLPHINS	57	106	81	116	0	360
OPPONENTS	68	101	78	140	3	390

RUSHING	NO.	YDS.	AVG.	LG	TD
R. Williams	241	1121	4.7	68t	11
Brown	147	648	4.4	45	8
Polite	37	123	3.3	13	0
Hilliard	23	89	3.9	18	1
White	21	81	3.9	33	0
Ginn, Jr.	7	48	6.9	22	0
Cobbs	6	36	6.0	19	0
Henne	16	32	2.0	12	1
Hartline	4	29	7.3	16t	1
Bess	2	11	5.5	11	0
Pennington	3	7	2.3	4	0
Sheets	1	5	5.0	5	0
Thigpen	1	1	1.0	1	0
<b>DOLPHINS</b>	<b>509</b>	<b>2231</b>	<b>4.4</b>	<b>68t</b>	<b>22</b>
<b>OPPONENTS</b>	<b>435</b>	<b>1835</b>	<b>4.2</b>	<b>50</b>	<b>16</b>

PASSING	ATT.	COMP.	YDS.	PCT.	TD	INT.	LG	SCK/LST	RATING
Henne	451	274	2878	60.8	12	14	67	26/176	75.2
Pennington	74	51	413	68.9	1	2	21	6/32	76.0
Thigpen	8	4	83	50.0	1	2	34t	0/0	87.0
Brown	6	2	22	33.3	1	0	21	1/9	84.7
White	5	0	0	0.0	0	0	-	1/9	39.6
R. Williams	1	0	0	0.0	0	1	-	0/0	0.0
<b>DOLPHINS</b>	<b>545</b>	<b>331</b>	<b>3396</b>	<b>60.7</b>	<b>15</b>	<b>19</b>	<b>67</b>	<b>34/226</b>	<b>73.3</b>
<b>OPPONENTS</b>	<b>489</b>	<b>281</b>	<b>3996</b>	<b>57.5</b>	<b>23</b>	<b>15</b>	<b>81t</b>	<b>44/242</b>	<b>86.9</b>

RECEIVING	NO.	YDS.	AVG.	LG	TD
Bess	76	758	10.0	34t	2
Camarillo	50	552	11.0	29	0
Ginn, Jr.	38	454	11.9	53t	1
R. Williams	35	264	7.5	59	2
Hartline	31	506	16.3	67	3
Fasano	31	339	10.9	27	2
Hilliard	20	158	7.9	18	2
Haynos	19	162	8.5	21	2
Brown	14	98	7.0	27	0
Polite	11	51	4.6	10	0
Sperry	3	31	10.3	13	1
Cobbs	3	23	7.7	10	0
<b>DOLPHINS</b>	<b>331</b>	<b>3396</b>	<b>10.3</b>	<b>67</b>	<b>15</b>
<b>OPPONENTS</b>	<b>281</b>	<b>3996</b>	<b>14.2</b>	<b>81t</b>	<b>23</b>

INTERCEPTIONS	NO.	YDS.	AVG.	LG	TD
V. Davis	4	64	16.0	26	1
Beil	3	48	16.0	29	0
W. Allen	2	27	13.5	21	0
N. Jones	2	0	0.0	0	0
Culver	1	23	23.0	23	0
Crowder	1	2	2.0	2	0
Taylor	1	0	0.0	0	0
Torbor	1	0	0.0	0	0
<b>DOLPHINS</b>	<b>15</b>	<b>164</b>	<b>10.9</b>	<b>29</b>	<b>1</b>
<b>OPPONENTS</b>	<b>19</b>	<b>261</b>	<b>13.7</b>	<b>54t</b>	<b>3</b>

PUNTING	NO.	YDS.	AVG.	LG	BK
Fields	75	3472	46.3	66	0
<b>DOLPHINS</b>	<b>75</b>	<b>3472</b>	<b>46.3</b>	<b>66</b>	<b>0</b>
<b>OPPONENTS</b>	<b>67</b>	<b>2953</b>	<b>44.1</b>	<b>66</b>	<b>0</b>

PUNT RET.	NO.	YDS.	AVG.	LG	TD
Bess	28	209	7.5	22	0
Taylor	5	28	5.6	12	0
<b>DOLPHINS</b>	<b>33</b>	<b>237</b>	<b>7.2</b>	<b>22</b>	<b>0</b>
<b>OPPONENTS</b>	<b>43</b>	<b>369</b>	<b>8.6</b>	<b>31</b>	<b>0</b>

KICKOFF RET.	NO.	YDS.	AVG.	LG	TD
Ginn, Jr.	52	1296	24.9	101t	2
Cobbs	16	361	22.6	39	0
B. Hartline	3	36	12.0	18	0
Polite	2	24	12.0	12	0
Berger	1	13	13.0	13	0
Torbor	1	9	9.0	9	0
<b>DOLPHINS</b>	<b>75</b>	<b>1739</b>	<b>23.2</b>	<b>101t</b>	<b>2</b>
<b>OPPONENTS</b>	<b>71</b>	<b>1557</b>	<b>21.9</b>	<b>87</b>	<b>0</b>

SCORING	Ru	Pa	Rt	PAT	FG	S	2	TP
Carpenter	0	0	0	37/38	25/28	0	0	112
R. Williams	11	2	0	0/0	0/0	1	80	
Brown	8	0	0	0/0	0/0	0	48	
B. Hartline	1	3	0	0/0	0/0	0	24	
Ginn, Jr.	0	1	2	0/0	0/0	0	18	
Hilliard	1	2	0	0/0	0/0	0	18	
Bess	0	2	0	0/0	0/0	0	12	
Fasano	0	2	0	0/0	0/0	0	12	
Haynos	0	2	0	0/0	0/0	0	12	
V. Davis	0	0	1	0/0	0/0	0	6	
Henne	1	0	0	0/0	0/0	0	6	
Sperry	0	1	0	0/0	0/0	0	6	
Taylor	0	0	1	0/0	0/0	0	6	
<b>DOLPHINS</b>	<b>22</b>	<b>15</b>	<b>4</b>	<b>37/38</b>	<b>25/28</b>	<b>0</b>	<b>1360</b>	
<b>OPPONENTS</b>	<b>16</b>	<b>23</b>	<b>3</b>	<b>35/37</b>	<b>33/39</b>	<b>0</b>	<b>2390</b>	

FIELD GOALS	1-19	20-29	30-39	40-49	50+
Carpenter	0/0	9/9	7/8	8/9	1/2
<b>DOLPHINS</b>	<b>0/0</b>	<b>9/9</b>	<b>7/8</b>	<b>8/9</b>	<b>1/2</b>
<b>OPPONENTS</b>	<b>0/0</b>	<b>11/11</b>	<b>7/8</b>	<b>9/14</b>	<b>6/6</b>

TWO-POINT CONVERSIONS
R. Williams 1.
<b>DOLPHINS 1-3, OPPONENTS 2-5</b>
<b>SACKS</b>
Porter 9.0, Starks 7.0, Taylor 7.0, Wake 5.5, Langford 2.5, Merling 2.5, Anderson 2.0, Beil 1.5, McDaniel 1.5, Crowder 1.0, N. Jones 1.0, Moses 1.0, Torbor 1.0, Wilson 1.0, Baker 0.5.
<b>DOLPHINS 44.0, OPPONENTS 34.0</b>

USUAL STARTERS
<b>OFFENSE</b>
WR - Ted Ginn, Jr. (12), *Brian Hartline (2)
LT - Jake Long (16)
LG - Justin Smiley (12), Nate Garner (4)
C - Jake Grove (10), Joe Berger (6)
RG - Donald Thomas (12), Nate Garner (4)
RT - Vernon Carey (16)
TE - Anthony Fasano (14), Joey Haynos (2)
WR - Greg Camarillo (16)
QB - Chad Henne (13), Chad Pennington (3)
RB - Ronnie Brown (9), Ricky Williams (7)
FB - Lousaka Polite (9)
3WR - Davone Bess (2)
2TE - Joey Haynos (6), Korry Sperry (1)

DEFENSE
LE - Kendall Langford (14), Cameron Wake (1)
NT - Jason Ferguson (9), Paul Soliai (4)
DT - Paul Soliai (1)
RE - Randy Starks (16)
SLB - Jason Taylor (15), Philip Merling (1)
ILB - Channing Crowder (13), Reggie Torbor (2)
ILB - Akin Ayodele (15)
WLB - Joey Porter (14), Charlie Anderson (1)
LCB - *Vontae Davis (9), Will Allen (6), Jason Allen (1)
RCB - *Sean Smith (16)
FS - Gibril Wilson (14), *Chris Clemons (2)
SS - Yereemiah Bell (15)
SDB - Nate Jones (5)
*6DB - Tyrone Culver (2)

\* Indicates Rookie

# 2010 FINAL STATISTICS (7-9)

DATE	OPPONENT	SCORE	W/L	ATT.
9/12	at Buffalo	15-10	W	69,295
9/19	at Minnesota	14-10	W	63,846
9/26	N.Y. JETS	23-31	L	70,481
10/4	NEW ENGLAND	14-41	L	69,090
10/17	at Green Bay	23-20 (OT)	W	70,815
10/24	PITTSBURGH	22-23	L	69,867
10/31	at Cincinnati	22-14	W	63,179
11/7	at Baltimore	10-26	L	71,305
11/14	TENNESSEE	29-17	W	65,585
11/18	CHICAGO	0-16	L	68,752
11/28	at Oakland	33-17	W	48,946
12/5	CLEVELAND	10-13	L	65,942
12/12	at N.Y. Jets	10-6	W	78,948
12/19	BUFFALO	14-17	L	65,511
12/26	DETROIT	27-34	L	66,731
1/2/11	at New England	7-38	L	68,756

TEAM STATISTICS	MIA.	OPP.
<b>TOTAL FIRST DOWNS</b>	<b>264</b>	<b>300</b>
Rushing	91	84
Passing	189	166
Penalty	20	14
3rd Down: Made/Att.	92/230	84/226
3rd Down Pct.	40.0	37.2
4th Down: Made/Att.	3/10	8/22
4th Down Pct.	30.0	36.4
<b>POSSESSION AVERAGE</b>	<b>30:42</b>	<b>29:18</b>
<b>TOTAL NET YARDS</b>	<b>5170</b>	<b>4949</b>
Average Per Game	323.1	309.3
Total Plays	1040	988
Average Per Play	5.0	5.0
<b>NET YARDS RUSHING</b>	<b>1643</b>	<b>1601</b>
Avg. Per Game	102.7	100.1
Total Rushes	445	447
<b>NET YARDS PASSING</b>	<b>3527</b>	<b>3348</b>
Avg. Per Game	220.4	209.3
Sacked/Yards Lost	38/228	39/225
Gross Yards	3755	3573
Att./Completions	557/335	502/288
Completion Pct.	60.1	57.4
Had Intercepted	21	11
<b>PUNTS/AVERAGE</b>	<b>75/44.9</b>	<b>77/42.3</b>
<b>NET PUNTING AVG.</b>	<b>75/37.8</b>	<b>77/37.2</b>
<b>PENALTIES/YARDS</b>	<b>72/595</b>	<b>85/730</b>
<b>FUMBLES/BALL LOST</b>	<b>24/10</b>	<b>21/8</b>
<b>TOUCHDOWNS</b>	<b>26</b>	<b>36</b>
Rushing	8	8
Passing	17	22
Returns	1	6

SCORE BY QUARTERS	1	2	3	4	OT	Total
DOLPHINS	70	72	60	68	3	273
OPPONENTS	68	89	97	79	0	333
<b>RUSHING</b>	<b>NO.</b>	<b>YDS.</b>	<b>AVG.</b>	<b>LG</b>	<b>TD</b>	
R. Brown	200	734	3.7	51	5	
Williams	159	673	4.2	45t	2	
Thigpen	13	73	5.6	12	0	
Polite	26	62	2.4	4t	1	
Henne	35	52	1.5	10	0	
Hartline	2	27	13.5	30	0	
Moore	1	16	16.0	16	0	
Curtis	1	6	6.0	6	0	
Marshall	2	3	1.5	4	0	
Cobbs	4	0	0.0	4	0	
Bess	2	-3	-1.5	0	0	
<b>DOLPHINS</b>	<b>445</b>	<b>1643</b>	<b>3.7</b>	<b>51</b>	<b>8</b>	
<b>OPPONENTS</b>	<b>447</b>	<b>1601</b>	<b>3.6</b>	<b>30</b>	<b>8</b>	

PASSING	ATT.	COMP.	YDS.	PCT.	TD	INT.	LG	SCK/LST	RATING
Henne	490	301	3301	61.4	15	19	57t	30/178	75.4
Thigpen	62	33	435	53.2	2	2	35	8/50	73.0
R. Brown	2	0	0	0.0	0	0	00	0/0	39.6
Pennington	2	1	19	50.0	0	0	19	0/0	83.3
Marshall	1	0	0	0.0	0	0	00	0/0	39.6
<b>DOLPHINS</b>	<b>557</b>	<b>335</b>	<b>3755</b>	<b>60.1</b>	<b>17</b>	<b>21</b>	<b>57t</b>	<b>38/228</b>	<b>74.8</b>
<b>OPPONENTS</b>	<b>502</b>	<b>288</b>	<b>3573</b>	<b>57.4</b>	<b>22</b>	<b>11</b>	<b>86t</b>	<b>39/225</b>	<b>85.0</b>

RECEIVING	NO.	YDS.	AVG.	LG	TD
Marshall	86	1014	11.8	46	3
Bess	79	820	10.4	29	5
Hartline	43	615	14.3	54	1
Fasano	39	528	13.5	31	4
R. Brown	33	242	7.3	24	0
Williams	19	141	7.4	28t	1
Polite	12	61	5.1	14	0
Cobbs	8	91	11.4	29t	2
Moore	6	128	21.3	57t	1
Wallace	6	62	10.3	19	0
Shuler	2	44	22.0	28	0
Curtis	1	6	6.0	6	0
Hilliard	1	3	3.0	3	0

<b>DOLPHINS</b>	<b>335</b>	<b>3755</b>	<b>11.2</b>	<b>57t</b>	<b>17</b>
<b>OPPONENTS</b>	<b>288</b>	<b>3573</b>	<b>12.4</b>	<b>86t</b>	<b>22</b>

INTERCEPTIONS	NO.	YDS.	AVG.	LG	TD
Allen	3	17	5.7	17	0
Sapp	2	9	4.5	9	0
Bell	1	21	21.0	21	0
S. Smith	1	18	18.0	18	0
Carroll	1	1	1.0	1	0
Clemons	1	0	0.0	0	0
V. Davis	1	0	0.0	0	0
Jones	1	0	0.0	0	0
<b>DOLPHINS</b>	<b>11</b>	<b>66</b>	<b>6.0</b>	<b>21</b>	<b>0</b>
<b>OPPONENTS</b>	<b>21</b>	<b>201</b>	<b>9.6</b>	<b>51t</b>	<b>2</b>

PUNTING	NO.	YDS.	AVG.	LG	BK
Fields	73	3369	46.2	69	2
<b>DOLPHINS</b>	<b>75</b>	<b>3369</b>	<b>44.9</b>	<b>69</b>	<b>2</b>
<b>OPPONENTS</b>	<b>77</b>	<b>3255</b>	<b>42.3</b>	<b>61</b>	<b>0</b>

PUNT RET.	NO.	YDS.	AVG.	LG	TD
Bess	25	284	11.4	47	0
C. Smith	2	9	4.5	6	0
Amaya	1	0	0.0	0	0
<b>DOLPHINS</b>	<b>28</b>	<b>293</b>	<b>10.5</b>	<b>47</b>	<b>0</b>
<b>OPPONENTS</b>	<b>43</b>	<b>454</b>	<b>10.6</b>	<b>94t</b>	<b>1</b>

KICKOFF RET.	NO.	YDS.	AVG.	LG	TD
Carroll	27	655	24.3	46	0
Cobbs	23	448	19.5	40	0
C. Smith	3	52	17.3	19	0
Polite	2	10	5.0	10	0
Moore	1	34	34.0	34	0
<b>DOLPHINS</b>	<b>56</b>	<b>1199</b>	<b>21.4</b>	<b>46</b>	<b>0</b>
<b>OPPONENTS</b>	<b>53</b>	<b>1303</b>	<b>24.6</b>	<b>103t</b>	<b>2</b>

SCORING	Ru	Pa	Rt	PAT	FG	S	2	TP
D. Carpenter	0	0	0	25/25	30/41	0	0	115
Bess	0	5	0	0/0	0/0	0	0	30
R. Brown	5	0	0	0/0	0/0	0	0	30
Fasano	0	4	0	0/0	0/0	0	0	24
Marshall	0	3	0	0/0	0/0	0	0	18
Williams	2	1	0	0/0	0/0	0	0	18
Cobbs	0	2	0	0/0	0/0	0	0	12
Hartline	0	1	0	0/0	0/0	0	0	6
Misi	0	0	1	0/0	0/0	0	0	6
Moore	0	1	0	0/0	0/0	0	0	6
Polite	1	0	0	0/0	0/0	0	0	6
<b>DOLPHINS</b>	<b>8</b>	<b>17</b>	<b>1</b>	<b>25/25</b>	<b>30/41</b>	<b>0</b>	<b>0</b>	<b>273</b>
<b>OPPONENTS</b>	<b>8</b>	<b>22</b>	<b>6</b>	<b>36/36</b>	<b>27/31</b>	<b>0</b>	<b>0</b>	<b>333</b>
<b>FIELD GOALS</b>	<b>1-19</b>	<b>20-29</b>	<b>30-39</b>	<b>40-49</b>	<b>50+</b>			
Carpenter	1/1	9/9	5/5	11/18	4/8			
<b>DOLPHINS</b>	<b>1/1</b>	<b>9/9</b>	<b>5/5</b>	<b>11/18</b>	<b>4/8</b>			
<b>OPPONENTS</b>	<b>1/1</b>	<b>11/11</b>	<b>8/9</b>	<b>5/6</b>	<b>2/4</b>			

TWO-POINT CONVERSIONS
<b>DOLPHINS 0-1, OPPONENTS 0-0</b>

SACKS
Wake 14.0, Misi 4.5, Dansby 3.0, Langford 3.0, Starks 3.0, McDaniel 2.5, Soliai 2.0, Bell 1.5, Clemons 1.5, Dobbins 1.0, Jones 1.0, Moses 1.0, Team 1.0.
<b>DOLPHINS 39.0, OPPONENTS 38.0</b>

## USUAL STARTERS

OFFENSE
WR - Brandon Marshall (14), Davone Bess (2)
LT - Jake Long (16)
LG - Richie Incognito (15), Pat McQuistan (1)
C - Joe Berger (14), Richie Incognito (1)
RG - *John Procter (1)
RT - *Cory Jerrier (10), Pat McQuistan (6)
TE - Vernon Carey (12), Lydon Murtha (3), Pat McQuistan (1)
TE - Anthony Fasano (14), Lydon Murtha (1), *Mickey Shuler (1)
WR - Brian Hartline (11), Davone Bess (5)
QB - Chad Henne (14), Chad Pennington (1), Tyler Thigpen (1)
RB - Ronnie Brown (16)
FB - Lousaka Polite (11), Patrick Cobbs (1)
3WR - Davone Bess (1)
2TE - *Jeron Mastrud (2), *Mickey Shuler (1)

DEFENSE
LE - Kendall Langford (16)
NT - Paul Soliai (14), Tony McDaniel (1), Randy Starks (1)
RE - Randy Starks (15), *Jared Odrick (1)
SLB - *Koa Misi (11)
ILB - Channing Crowder (11), Tim Dobbins (3), Bobby Carpenter (2)
ILB - Carlos Dansby (13), Tim Dobbins (3)
WLB - Cameron Wake (16)
LCB - Vontae Davis (15), Benny Sapp (1)
RCB - Sean Smith (8), Jason Allen (7), *Nolan Carroll (1)
FS - Chris Clemons (14), *Reshad Jones (2)
SS - Yeremiah Bell (16)
5DB - Benny Sapp (5)
5DB - Nate Jones (5)

\* Indicates Rookie

# 2011 FINAL STATISTICS (6-10)

DATE	OPPONENT	SCORE	W/L	ATT.
9/12	NEW ENGLAND	24-38	L	66,860
9/18	HOUSTON	13-23	L	51,032
9/25	at Cleveland	16-17	L	66,651
10/2	at San Diego	16-26	L	63,002
10/17	at N.Y. Jets	6-24	L	78,912
10/23	DENVER	15-18 (OT)	L	63,800
10/30	at N.Y. Giants	17-20	L	79,302
11/6	at Kansas City	31-3	W	72,263
11/13	WASHINGTON	20-9	W	57,007
11/20	BUFFALO	35-8	W	57,531
11/24	at Dallas	19-20	L	87,418
12/4	OAKLAND	34-14	W	57,225
12/11	PHILADELPHIA	10-26	L	67,823
12/18	at Buffalo	30-23	W	60,988
12/24	at New England	24-27	L	68,756
1/1/12	N.Y. JETS	19-17	W	65,811

TEAM STATISTICS		MIA.	OPP.
<b>TOTAL FIRST DOWNS</b>	<b>287</b>	<b>310</b>	
Rushing	89	88	
Passing	166	198	
Penalty	32	24	
3rd Down: Made/Att.	69/207	74/219	
3rd Down Percentage	33.3	33.8	
4th Down: Made/Att.	6/16	7/14	
4th Down Percentage	37.5	50.0	
<b>POSSESSION AVERAGE</b>	<b>30:23</b>	<b>29:37</b>	
<b>TOTAL NET YARDS</b>	<b>5078</b>	<b>5522</b>	
Average Per Game	317.4	345.1	
Total Plays	990	1043	
Average Per Play	5.1	5.3	
<b>NET YARDS RUSHING</b>	<b>1987</b>	<b>1530</b>	
Average Per Game	124.2	95.6	
Total Rushes	469	412	
<b>NET YARDS PASSING</b>	<b>3091</b>	<b>3992</b>	
Average Per Game	193.2	249.5	
Sacked/Yards Lost	52/334	41/241	
Gross Yards	3425	4233	
Attempts/Completions	469/280	590/350	
Completion Percentage	59.7	59.3	
Had Intercepted	13	16	
<b>PUNTS/AVERAGE</b>	<b>78/48.8</b>	<b>95/45.4</b>	
<b>NET PUNTING AVG.</b>	<b>78/41.1</b>	<b>95/38.6</b>	
<b>PENALTIES/YARDS</b>	<b>85/779</b>	<b>112/975</b>	
<b>FUMBLES/BALL LOST</b>	<b>28/12</b>	<b>17/3</b>	
<b>TOUCHDOWNS</b>	<b>33</b>	<b>33</b>	
Rushing	11	8	
Passing	20	24	
Returns	2	1	

SCORE BY QUARTERS	1	2	3	4	OT	Total
DOLPHINS	84	86	91	68	0	329
OPPONENTS	53	87	50	120	3	313

RUSHING	NO.	YDS.	AVG.	LG	TD
Bush	216	1086	5.0	76t	6
Thomas	165	581	3.5	28	0
Henne	15	112	7.5	20	1
Slaton	17	64	3.8	28	1
Mat. Moore	32	65	2.0	16	2
Hilliard	16	41	2.6	4	1
Marshall	1	13	13.0	13	0
Bess	2	9	4.5	5	0
Hartline	1	9	9.0	9	0
Gates	1	4	4.0	4	0
L. Johnson	1	2	2.0	2	0
Losman	2	1	0.5	1	0
<b>DOLPHINS</b>	<b>469</b>	<b>1987</b>	<b>4.2</b>	<b>76t</b>	<b>11</b>
<b>OPPONENTS</b>	<b>412</b>	<b>1530</b>	<b>3.7</b>	<b>24t</b>	<b>8</b>

PASSING	ATT.	COMP.	YDS.	PCT.	TD	INT.	LG	SCK/LST	RATING
Mat. Moore	377	210	2497	60.5	16	9	65t	36/229	87.1
Henne	112	64	868	57.1	4	4	41	11/67	79.0
Losman	10	6	60	60.0	0	0	25	5/38	77.1
<b>DOLPHINS</b>	<b>469</b>	<b>280</b>	<b>3425</b>	<b>59.7</b>	<b>20</b>	<b>13</b>	<b>65t</b>	<b>52/334</b>	<b>84.9</b>
<b>OPPONENTS</b>	<b>590</b>	<b>350</b>	<b>4233</b>	<b>59.3</b>	<b>24</b>	<b>16</b>	<b>99t</b>	<b>41/241</b>	<b>83.7</b>

RECEIVING	NO.	YDS.	AVG.	LG	TD
Marshall	81	1214	15.0	65t	6
Bess	51	537	10.5	41	3
Bush	43	296	6.9	34	1
Hartline	35	549	15.7	41	1
Fasano	32	451	14.1	35t	5
Clay	16	233	14.6	46	3
Thomas	12	72	6.0	12	1
Hilliard	5	49	9.8	18	0
Slaton	2	3	-1.5	1	0
Gates	2	19	9.5	11	0
Mastrud	1	8	8.0	18	0
<b>DOLPHINS</b>	<b>280</b>	<b>3425</b>	<b>12.2</b>	<b>65t</b>	<b>20</b>
<b>OPPONENTS</b>	<b>350</b>	<b>4233</b>	<b>12.1</b>	<b>99t</b>	<b>24</b>

INTERCEPTIONS	NO.	YDS.	AVG.	LG	TD
Davis	4	60	15.0	28	0
Starks	2	21	10.5	18	0
Smith	2	7	3.5	17	0
Mitchell	1	55	55.0	55	0
Odrick	1	39	39.0	39	0
Burnett	1	34	34.0	34t	1
Bell	1	20	20.0	20	0
Dansby	1	14	14.0	14	0
Wilson	1	5	5.0	15	0
R. Jones	1	1	1.0	11	0
Carroll	1	0	0.0	10	0
<b>DOLPHINS</b>	<b>16</b>	<b>256</b>	<b>16.0</b>	<b>55</b>	<b>1</b>
<b>OPPONENTS</b>	<b>13</b>	<b>224</b>	<b>17.2</b>	<b>100t</b>	<b>1</b>

PUNTING	NO.	YDS.	AVG.	LG	BK
Davis	78	3810	48.8	70	0
Fields	78	3810	48.8	70	0
<b>DOLPHINS</b>	<b>78</b>	<b>3810</b>	<b>48.8</b>	<b>70</b>	<b>0</b>
<b>OPPONENTS</b>	<b>95</b>	<b>4313</b>	<b>45.4</b>	<b>69</b>	<b>2</b>

PUNT RET.	NO.	YDS.	AVG.	LG	TD
Bess	37	442	11.9	25	0
Bush	6	52	8.7	16	0
Gates	3	32	10.7	17	0
<b>DOLPHINS</b>	<b>46</b>	<b>526</b>	<b>11.4</b>	<b>25</b>	<b>0</b>
<b>OPPONENTS</b>	<b>47</b>	<b>463</b>	<b>9.9</b>	<b>45</b>	<b>0</b>

KICKOFF RET.	NO.	YDS.	AVG.	LG	TD
Gates	34	843	24.8	77	0
Slaton	3	85	28.3	42	0
Bess	1	0	0.0	0	0
Hilliard	1	14	14.0	14	0
<b>DOLPHINS</b>	<b>39</b>	<b>942</b>	<b>24.2</b>	<b>77</b>	<b>0</b>
<b>OPPONENTS</b>	<b>41</b>	<b>937</b>	<b>22.9</b>	<b>54</b>	<b>0</b>

SCORING	Ru	Pa	Rt	PAT	FG	S	2	3	TP
Carpenter	0	0	0	26/26	29/34	0	0	0	113
Bush	6	1	0	0/0	0/0	0	0	0	42
Marshall	0	6	0	0/0	0/0	0	0	0	36
Fasano	0	5	0	0/0	0/0	0	0	0	30
Bess	0	3	0	0/0	0/0	0	0	0	18
Clay	0	3	0	0/0	0/0	0	0	0	18
Graham	0	0	0	6/6	4/5	0	0	0	18
Hilliard	1	0	1	0/0	0/0	0	0	0	12
Mat. Moore	2	0	0	0/0	0/0	0	0	0	12
Burnett	0	0	1	0/0	0/0	0	0	0	6
Hartline	0	1	0	0/0	0/0	0	0	0	6
Henne	1	0	0	0/0	0/0	0	0	0	6
Slaton	1	0	0	0/0	0/0	0	0	0	6
Thomas	0	1	0	0/0	0/0	0	0	0	6
<b>DOLPHINS</b>	<b>11</b>	<b>20</b>	<b>2</b>	<b>32/32</b>	<b>33/39</b>	<b>0</b>	<b>0</b>	<b>0</b>	<b>329</b>
<b>OPPONENTS</b>	<b>8</b>	<b>24</b>	<b>1</b>	<b>31/31</b>	<b>26/33</b>	<b>2</b>	<b>1</b>	<b>313</b>	

FIELD GOALS	1-19	20-29	30-39	40-49	50+
Carpenter	0/0	10/11	6/7	11/12	2/4
Graham	0/0	4/4	0/0	0/1	0/0
<b>DOLPHINS</b>	<b>1/1</b>	<b>9/9</b>	<b>5/5</b>	<b>11/18</b>	<b>4/8</b>
<b>OPPONENTS</b>	<b>1/1</b>	<b>11/11</b>	<b>8/9</b>	<b>5/6</b>	<b>2/4</b>

TWO-POINT CONVERSIONS
<b>DOLPHINS 0-1, OPPONENTS 1-2</b>

SACKS
Wake 8.5, Taylor 7, Odrick 6, Starks 4.5, Burnett 2.5, McDaniel 2.5, Bell 2, Dansby 2, R. Jones 2, Culver 1, Davis 1, Mist 1, Mitchell 1.
<b>DOLPHINS 41.0, OPPONENTS 52.0</b>

## USUAL STARTERS

OFFENSE
WR - Brandon Marshall (16)
LT - Jake Long (14), John Jerry (2)
LG - Richie Incognito (15), Nate Garner (1)
C - *Mike Pouncey (16)
RG - Vernon Carey (15), John Jerry (1)
RT - Mark Colombo (16)
TE - Anthony Fasano (15), *Will Yeatman (1)
WR - Brian Hartline (11), Bess (4)
QB - Matt Moore (12), Chad Henne (4)
RB - Reggie Bush (8), Daniel Thomas (1)
FB - Charles Clay (8), Lex Hilliard (4), Daniel Thomas (1)
ZTE - Jeron Mastrud (3), *Will Yeatman (1)

DEFENSE
LE - Kendall Langford (12), Jared Odrick (3), Philip Merling (1)
NT - Paul Soliai (12), Jared Odrick (3), Tony McDaniel (1)
RE - Rancy Starks (15), Jared Odrick (1)
SLB - Koa Misi (9), Cameron Wake (2), Jason Taylor (2)
ILB - Kevin Burnett (16)
ILB - Karlos Dansby (16)
WLB - Cameron Wake (12)
LCB - *Jimmy Wilson (1)
RCB - Sean Smith (16)
FS - Reshad Jones (12), Tyrone Culver (4)
SS - Yeremiah Bell (16)
SDB - Will Allen (6), Benny Sapp (1)

\* Indicates Rookie



# 2012 FINAL STATISTICS (7-9)

DATE	OPPONENT	SCORE	W/L	ATT.
9/9	at Houston	10-30	L	71, 566
9/16	OAKLAND	35-13	W	54,245
9/23	N.Y. JETS	20-23 (OT)	L	60,102
9/30	at Arizona	21-24 (OT)	L	60,183
10/7	at Cincinnati	17-13	W	61,162
10/14	ST. LOUIS	17-14	W	52,983
10/28	at N.Y. Jets	30-9	W	79,088
11/4	at Indianapolis	20-23	L	66,479
11/11	TENNESSEE	3-37	L	60,165
11/15	at Buffalo	14-19	L	69,118
11/25	SEATTLE	24-21	W	51,295
12/2	NEW ENGLAND	16-23	L	72,114
12/9	at San Francisco	13-27	L	69,732
12/16	JACKSONVILLE	24-3	W	53,667
12/23	BUFFALO	24-10	W	54,462
12/30	at New England	0-28	L	68,756

TEAM STATISTICS	MIA.	OPP.
<b>TOTAL FIRST DOWNS</b>	<b>288</b>	<b>320</b>
Rushing	93	79
Passing	158	215
Penalty	37	26
3rd Down: Made/Att.	78/207	87/238
3rd Down: Percentage	37.7	36.6
4th Down: Made/Att.	5/15	12/17
4th Down: Percentage	33.3	70.6

POSSESSION AVERAGE	28:32	31:28
<b>TOTAL NET YARDS</b>	<b>4984</b>	<b>5708</b>
Average Per Game	311.5	356.8
Total Plays	981	1073
Average Per Play	5.1	5.3
<b>NET YARDS RUSHING</b>	<b>1802</b>	<b>1734</b>
Average Per Game	112.6	108.4
Total Rushes	440	431

NET YARDS PASSING	3182	3974
Average Per Game	198.9	248.4
Sacked/Yards Lost	37/243	42/242
Gross Yards	3425	4216
Attempts/Completions	504/293	600/353
Completion Percentage	58.1	58.8
Had Intercepted	13	10
<b>PUNTS/AVERAGE</b>	<b>76/49.7</b>	<b>86/44.4</b>
<b>NET PUNTING AVERAGE</b>	<b>76/40.7</b>	<b>86/39.4</b>
<b>PENALTIES/YARDS</b>	<b>82/724</b>	<b>121/1045</b>
<b>FUMBLES/BALL LOST</b>	<b>25/13</b>	<b>23/6</b>
<b>TOUCHDOWNS</b>	<b>31</b>	<b>32</b>
Rushing	15	10
Passing	13	18
Returns	3	4

SCORE BY QUARTERS	1	2	3	4	OT	Total
DOLPHINS	50	91	71	76	0	288
OPPONENTS	70	92	48	101	6	317

RUSHING	NO.	YDS.	AVG.	LG	TD
Bush	227	986	4.3	65t	6
Thomas	91	325	3.6	20	4
L. Miller	51	250	4.9	28	1
Tannehill	49	211	4.3	31	2
Lane	13	13	1.0	4	2
Mar. Moore	1	9	9.0	9	0
Thigpen	1	8	8.0	8	0
Clemons	1	3	3.0	3	0
Fields	1	0	0.0	0	0
Mat. Moore	5	-3	-0.6	1	0
<b>DOLPHINS</b>	<b>440</b>	<b>1802</b>	<b>4.1</b>	<b>65t</b>	<b>15</b>
<b>OPPONENTS</b>	<b>431</b>	<b>1734</b>	<b>4.0</b>	<b>62</b>	<b>10</b>

PASSING	ATT.	COMP.	YDS.	PCT.	TD	INT.	LG	SCK/LST	RATING
Tannehill	484	282	3294	58.3	12	13	80t	35/234	76.1
Mat. Moore	19	11	131	57.9	1	0	37	2/9	96.6
Fields	1	0	0	0.0	0	0	-	0/0	39.6
<b>DOLPHINS</b>	<b>504</b>	<b>293</b>	<b>3425</b>	<b>58.1</b>	<b>13</b>	<b>13</b>	<b>80t</b>	<b>37/243</b>	<b>76.7</b>
<b>OPPONENTS</b>	<b>600</b>	<b>353</b>	<b>4216</b>	<b>58.8</b>	<b>18</b>	<b>10</b>	<b>66</b>	<b>42/242</b>	<b>83.4</b>

RECEIVING	NO.	YDS.	AVG.	LG	TD
Hartline	74	1083	14.6	80t	1
Bess	61	778	12.8	39	1
Fasano	41	332	8.1	22	5
Bush	35	292	8.3	25	2
Clay	18	212	11.8	31t	2
Thomas	15	156	10.4	32	0
Mathews	11	151	13.7	30	0
Lane	11	79	7.2	24	1
Mar. Moore	6	116	19.3	37	1
Binns	6	67	11.2	21	0
L. Miller	6	45	7.5	12	0
Gaffney	4	68	17.0	30	0
Armstrong	3	12	4.0	9	0
Naanee	1	19	19.0	19	0
Thigpen	1	15	15.0	15	0
<b>DOLPHINS</b>	<b>293</b>	<b>3425</b>	<b>11.7</b>	<b>80t</b>	<b>13</b>
<b>OPPONENTS</b>	<b>353</b>	<b>4216</b>	<b>11.9</b>	<b>66</b>	<b>18</b>

INTERCEPTIONS	NO.	YDS.	AVG.	LG	TD
R. Jones	4	28	7.0	15	0
Smith	2	31	15.5	31	0
Clemons	2	29	14.5	29	0
Marshall	1	7	7.0	7	0
Starks	1	4	4.0	4	0
<b>DOLPHINS</b>	<b>10</b>	<b>99</b>	<b>9.9</b>	<b>31</b>	<b>0</b>
<b>OPPONENTS</b>	<b>13</b>	<b>198</b>	<b>15.2</b>	<b>49t</b>	<b>2</b>

PUNTING	NO.	YDS.	AVG.	LG	BK
Fields	74	3715	50.2	67	0
Carpenter	1	29	29.0	29	0
Kaeding	1	35	35.0	35	0
<b>DOLPHINS</b>	<b>76</b>	<b>3779</b>	<b>49.7</b>	<b>67</b>	<b>0</b>
<b>OPPONENTS</b>	<b>86</b>	<b>3815</b>	<b>44.4</b>	<b>71</b>	<b>1</b>

PUNT RET.	NO.	YDS.	AVG.	LG	TD
Thigpen	26	316	12.2	72t	1
Bess	4	30	7.5	11	0
R. Jones	1	0	0.0	0	0
<b>DOLPHINS</b>	<b>31</b>	<b>346</b>	<b>11.2</b>	<b>72t</b>	<b>1</b>
<b>OPPONENTS</b>	<b>43</b>	<b>484</b>	<b>11.3</b>	<b>79t</b>	<b>1</b>

KICKOFF RET.	NO.	YDS.	AVG.	LG	TD
Thigpen	38	1040	27.4	96t	1
Lane	2	42	21.0	24	0
<b>DOLPHINS</b>	<b>40</b>	<b>1082</b>	<b>27.1</b>	<b>96t</b>	<b>1</b>
<b>OPPONENTS</b>	<b>35</b>	<b>868</b>	<b>24.8</b>	<b>98t</b>	<b>1</b>

SCORING	Ru	Pa	Rt	PAT	FG	S	2	TP
Carpenter	0	0	0	26/26	22/27	0	0	92
Bush	6	2	0	0/0	0/0	0	0	48
Fasano	0	5	0	0/0	0/0	0	1	32
Thomas	4	0	0	0/0	0/0	0	0	24
Lane	2	1	0	0/0	0/0	0	1	20
Clay	0	2	0	0/0	0/0	0	0	12
Tannehill	2	0	0	0/0	0/0	0	0	12
Thigpen	0	0	2	0/0	0/0	0	0	12
Bess	0	1	0	0/0	0/0	0	0	6
Hartline	0	1	0	0/0	0/0	0	0	6
Kaeding	0	0	0	3/3	1/3	0	0	6
L. Miller	1	0	0	0/0	0/0	0	0	6
Mar. Moore	0	1	0	0/0	0/0	0	0	6
Vernon	0	0	1	0/0	0/0	0	0	6
<b>DOLPHINS</b>	<b>15</b>	<b>13</b>	<b>3</b>	<b>29/29</b>	<b>23/30</b>	<b>2</b>	<b>2</b>	<b>288</b>
<b>OPPONENTS</b>	<b>10</b>	<b>18</b>	<b>4</b>	<b>30/30</b>	<b>31/40</b>	<b>1</b>	<b>1</b>	<b>317</b>

FIELD GOALS	1-19	20-29	30-39	40-49	50+
Carpenter	0/0	3/3	9/9	8/10	2/5
Kaeding	0/0	0/0	0/0	1/3	0/0
<b>DOLPHINS</b>	<b>0/0</b>	<b>3/3</b>	<b>9/9</b>	<b>9/13</b>	<b>2/5</b>
<b>OPPONENTS</b>	<b>2/2</b>	<b>6/6</b>	<b>13/15</b>	<b>9/12</b>	<b>1/5</b>

TWO-POINT CONVERSIONS
Fasano 1, Lane 1.
<b>DOLPHINS 2-2, OPPONENTS 1-2</b>

SACKS
Wake 15, Odrick 5, Starks 4.5, Misi 3.5, Vernon 3.5, Burnett 2.5, Wilson 2, Soliai 1.5, Carroll 1, Dansby 1, R. Jones 1, McCann 1, McDaniel 0.5.
<b>DOLPHINS 42.0, OPPONENTS 37.0</b>

## USUAL STARTERS

OFFENSE
WR - Brian Hartline (15), Legadu Naanee (1)
LT - Jake Long (12), *Jonathan Martin (4)
LG - Richie Incognito (16)
CG - Mike Pouncey (16)
RC - John Jerry (16)
RT - *Jonathan Martin (12), Nate Garner (4)
TE - Anthony Fasano (6)
WR - Davone Bess (13), Marlon Moore (2), *Richard Matthews (1)
QB - *Ryan Tannehill (16)
RB - Reggie Bush (16)
FB - Charles Clay (9), Javoriskie Lane (5), *Lamar Miller (1)
ZTE - Jeron Mastrud (1)

DEFENSE
LE - Jared Odrick (12), Randy Starks (4)
DT - Randy Starks (12), Paul Soliai (4)
DT - Paul Soliai (12), Cameron Wake (4)
RE - Cameron Wake (12)
LOLB - Kevin Burnett (16)
ILB - Carlos Dansby (16)
ROLB - Koa Misi (14), Jason Trusnik (2)
LCB - Sean Smith (16)
RCB - Nolan Carroll (10), Richard Marshall (4), Dimitri Patterson (2)
SS - Chris Clemons (16)
FS - Reshad Jones (16)
5DB - Jimmy Wilson (4)

\* Indicates Rookie



# 2013 FINAL STATISTICS (8-8)

DATE	OPPONENT	SCORE	W/L	ATT.
9/8	at Cleveland	23-10	W	71,513
9/15	at Indianapolis	24-20	W	65,406
9/22	ATLANTA	27-23	W	70,668
9/30	at New Orleans	17-38	L	73,118
10/6	BALTIMORE	23-26	L	68,342
10/20	BUFFALO	21-23	L	60,592
10/27	at New England	17-27	L	68,756
10/31	CINCINNATI	22-20 (OT)	W	52,388
11/11	at Tampa Bay	19-22	L	64,448
11/17	SAN DIEGO	20-16	W	60,256
11/24	CAROLINA	16-20	L	60,156
12/1	at N.Y. Jets	23-3	W	76,957
12/8	at Pittsburgh	34-28	W	52,489
12/15	NEW ENGLAND	24-20	W	71,863
12/22	at Buffalo	0-19	L	54,305
12/29	N.Y. JETS	7-20	L	70,296

TEAM STATISTICS	MIA.	OPP.
<b>TOTAL FIRST DOWNS</b>	<b>278</b>	<b>327</b>
Rushing	61	114
Passing	205	192
Penalty	12	21
Third Down: Made/Att.	76/217	91/238
Third Down Percentage	35.0	38.2
Fourth Down: Made/Att.	3/12	8/15
Fourth Down Percentage	25.0	53.3
<b>POSSESSION AVG.</b>	<b>28:27</b>	<b>31:33</b>
<b>TOTAL NET YARDS</b>	<b>5007</b>	<b>5750</b>
Average Per Game	312.9	359.4
Total Plays	1001	1106
Average Per Play	5.0	5.2
<b>NET YARDS RUSHING</b>	<b>1440</b>	<b>1998</b>
Average Per Game	90.0	124.9
Total Rushes	349	484
<b>NET YARDS PASSING</b>	<b>3567</b>	<b>3752</b>
Average Per Game	222.9	234.5
Sacked/Yards Lost	58/399	42/272
Gross Yards	3966	4024
Attempts/Completions	594/357	580/344
Completion Percentage	60.1	59.3
Had Intercepted	19	18
<b>PUNTS/AVERAGE</b>	<b>85/48.8</b>	<b>78/43.7</b>
<b>NET PUNTING AVG.</b>	<b>85/42.4</b>	<b>78/38.7</b>
<b>PENALTIES/YARDS</b>	<b>70/598</b>	<b>95/748</b>
<b>FUMBLES/BALL LOST</b>	<b>16/7</b>	<b>14/6</b>
<b>TOUCHDOWNS</b>	<b>34</b>	<b>33</b>
Rushing	8	14
Passing	24	17
Returns	2	2

SCORE BY QUARTERS	1	2	3	4	OT	Total
DOLPHINS	43	117	88	67	2	317
OPPONENTS	67	92	88	88	0	335

RUSHING	NO.	YDS.	AVG.	LG	TD
Miller	177	709	4.0	49	2
Dan. Thomas	109	406	3.7	55	4
Tannehill	40	238	6.0	48	1
Wallace	3	33	11.0	13	0
Gillislee	6	21	3.5	6	0
Thigpen	6	18	3.0	9	0
Clay	7	15	2.1	13	1
Fields	1	0	0.0	0	0
<b>DOLPHINS</b>	<b>349</b>	<b>1440</b>	<b>4.1</b>	<b>55</b>	<b>8</b>
<b>OPPONENTS</b>	<b>484</b>	<b>1998</b>	<b>4.1</b>	<b>51</b>	<b>14</b>

PASSING	ATT.	COMP.	YDS.	PCT.	TD	INT.	LG	SCK/LST	RATING
Tannehill	588	355	3913	60.4	24	17	67	58/399	81.7
Mat. Moore	6	2	53	33.3	0	2	50	0/0	27.1
<b>DOLPHINS</b>	<b>594</b>	<b>357</b>	<b>3966</b>	<b>60.1</b>	<b>24</b>	<b>19</b>	<b>67</b>	<b>58/399</b>	<b>80.1</b>
<b>OPPONENTS</b>	<b>580</b>	<b>344</b>	<b>4024</b>	<b>59.3</b>	<b>17</b>	<b>18</b>	<b>67</b>	<b>42/272</b>	<b>77.3</b>

RECEIVING	NO.	YDS.	AVG.	LG	TD
Hartline	76	1016	13.4	50	4
Wallace	73	930	12.7	57	5
Clay	69	759	11.0	67	6
Matthews	41	448	10.9	29	2
Gibson	30	326	10.9	46	3
L. Miller	26	170	6.5	22	0
Dan. Thomas	15	63	4.2	16	2
Thigpen	8	97	12.1	50	1
Egnew	7	69	9.9	14	0
Mar. Moore	6	56	9.3	13	0
Sims	6	32	5.3	8	1
<b>DOLPHINS</b>	<b>357</b>	<b>3966</b>	<b>11.1</b>	<b>67</b>	<b>24</b>
<b>OPPONENTS</b>	<b>344</b>	<b>4024</b>	<b>11.7</b>	<b>67</b>	<b>17</b>

INTERCEPTIONS	NO.	YDS.	AVG.	LG	TD
Grimes	4	102	25.5	94t	1
Patterson	4	7	1.8	3	0
Carroll	3	24	8.0	24	0
Ellerbe	2	25	12.5	16	0
Wilson	2	21	10.5	23	0
R. Jones	1	25	25.0	25t	1
Clemons	1	0	0.0	0	0
M. Thomas	1	0	0.0	0	0
<b>DOLPHINS</b>	<b>18</b>	<b>204</b>	<b>11.3</b>	<b>94t</b>	<b>2</b>
<b>OPPONENTS</b>	<b>19</b>	<b>165</b>	<b>8.7</b>	<b>29</b>	<b>2</b>

PUNTING	NO.	YDS.	AVG.	LG	BK
Fields	85	4150	48.8	74	0
<b>DOLPHINS</b>	<b>85</b>	<b>4150</b>	<b>48.8</b>	<b>74</b>	<b>0</b>
<b>OPPONENTS</b>	<b>78</b>	<b>3406</b>	<b>43.7</b>	<b>72</b>	<b>1</b>

PUNT RET.	NO.	YDS.	AVG.	LG	TD
Thigpen	34	264	7.8	34	0
<b>DOLPHINS</b>	<b>34</b>	<b>264</b>	<b>7.8</b>	<b>34</b>	<b>0</b>
<b>OPPONENTS</b>	<b>42</b>	<b>407</b>	<b>9.7</b>	<b>52</b>	<b>0</b>

KICKOFF RET.	NO.	YDS.	AVG.	LG	TD
Thigpen	39	878	22.5	50	0
Clay	2	23	11.5	15	0
Spitler	1	0	0.0	0	0
<b>DOLPHINS</b>	<b>42</b>	<b>901</b>	<b>21.5</b>	<b>50</b>	<b>0</b>
<b>OPPONENTS</b>	<b>36</b>	<b>826</b>	<b>22.9</b>	<b>47</b>	<b>0</b>

SCORING	Ru	Pa	Rt	PAT	FG	S	2	TP
Sturgis	0	0	0	33/33	26/34	0	0	111
Clay	1	6	0	0/0	0/0	0	0	42
Dan. Thomas	4	2	0	0/0	0/0	0	0	36
Wallace	0	5	0	0/0	0/0	0	0	30
Hartline	0	4	0	0/0	0/0	0	0	24
Gibson	0	3	0	0/0	0/0	0	0	18
Matthews	0	2	0	0/0	0/0	0	0	12
L. Miller	2	0	0	0/0	0/0	0	0	12
Grimes	0	0	1	0/0	0/0	0	0	6
R. Jones	0	0	1	0/0	0/0	0	0	6
Sims	0	1	0	0/0	0/0	0	0	6
Tannehill	1	0	0	0/0	0/0	0	0	6
Thigpen	0	1	0	0/0	0/0	0	0	6
Wake	0	0	0	0/0	0/0	1	0	2
<b>DOLPHINS</b>	<b>8</b>	<b>24</b>	<b>2</b>	<b>33/33</b>	<b>26/34</b>	<b>1</b>	<b>0</b>	<b>317</b>
<b>OPPONENTS</b>	<b>14</b>	<b>17</b>	<b>2</b>	<b>33/33</b>	<b>34/40</b>	<b>1</b>	<b>0</b>	<b>335</b>

FIELD GOALS	1-19	20-29	30-39	40-49	50+
Sturgis	1/1	4/4	10/12	8/10	3/7
<b>DOLPHINS</b>	<b>1/1</b>	<b>4/4</b>	<b>10/12</b>	<b>8/10</b>	<b>3/7</b>
<b>OPPONENTS</b>	<b>0/0</b>	<b>14/14</b>	<b>10/13</b>	<b>5/7</b>	<b>5/6</b>

TWO-POINT CONVERSIONS
<b>DOLPHINS 0-1, OPPONENTS 0-0</b>

SACKS
Vernon 11.5, Wake 8.5, Odrick 4.5, Starks 4, Shelby 2.5, Carroll 2, Jordan 2, Misi 2, R. Jones 1.5, Ellerbe 1, Patterson 1, Soliai 1, Wheeler 0.5
<b>DOLPHINS 42.0, OPPONENTS 58.0</b>

USUAL STARTERS
<b>OFFENSE</b>
WR - Brian Hartline (15)
LT - Bryant McKinnie (10), Jonathan Martin (6)
LG - Richie Incognito (8), Sam Brenner (4), C - Mike Pouncey (14), Nate Garner (2), RG - John Jerry (16)
RT - Tandy Clabo (15), Jonathon Martin (1)
TE - Charles Clay (15), Dion Sims (1)
WR - Mike Wallace (16)
QB - Ryan Tannehill (16)
RB - Lamar Miller (15), Daniel Thomas (1)
WR - Rishard Matthews (5), Brandon Gibson (3)
ZTE - Michael Egnew (5), Dion Sims (3)
3TE - Dion Sims (1)

DEFENSE
LE - Cameron Wake (15), Derrick Shelby (1)
DT - Randy Starks (13), Jared Odrick (3)
DT - Paul Soliai (15), Randy Starks (1)
RE - Olivier Vernon (15), Jared Odrick (1)
LOLB - Philip Wheeler (16)
ILB - Dannel Ellerbe (15), Jason Trusnik (1)
ROLB - Koa Misi (12), Jason Trusnik (1)
CB - Brent Grimes (16)
CB - Nolan Carroll (12), Dimitri Patterson (4)
SS - Chris Clemons (16)
FS - Reshad Jones (16)
SDB - Jimmy Wilson (3)

\* Indicates Rookie

# 2014 FINAL STATISTICS (8-8)

DATE	OPPONENT	SCORE	W/L	ATT.
9/7	NEW ENGLAND	33-20	W	70,630
9/14	at Buffalo	10-29	L	69,954
9/21	KANSAS CITY	15-34	L	70,313
9/28	at Oakland	38-14	W	83,436
10/12	GREEN BAY	24-27	L	70,875
10/19	at Chicago	27-14	W	62,413
10/26	at Jacksonville	27-13	W	65,633
11/02	SAN DIEGO	37-0	W	70,222
11/09	at Detroit	16-20	L	63,179
11/13	BUFFALO	22-9	W	71,573
11/23	at Denver	36-39	L	76,987
12/01	at N.Y. Jets	16-13	W	78,160
12/07	BALTIMORE	13-28	L	70,244
12/14	at New England	13-41	L	68,756
12/21	MINNESOTA	37-35	W	66,203
12/28	N.Y. JETS	24-37	L	70,220

TEAM STATISTICS		MIA.	OPP.
<b>TOTAL FIRST DOWNS</b>		<b>361</b>	<b>309</b>
Rushing		99	99
Passing		226	194
Penalty		36	16
Third Down: Made/Att.		80/200	98/223
Third Down Percentage		40.0	43.9
Fourth Down: Made/Att.		7/19	13/22
Fourth Down Percentage		36.8	59.1
<b>POSSESSION AVG.</b>		<b>30:08</b>	<b>29:52</b>
<b>TOTAL NET YARDS</b>		<b>5601</b>	<b>5494</b>
Average Per Game		350.1	343.4
Total Plays		1040	1029
Average Per Play		5.4	5.3
<b>NET YARDS RUSHING</b>		<b>1872</b>	<b>1937</b>
Average Per Game		117.0	121.1
Total Rushes		399	453
<b>NET YARDS PASSING</b>		<b>3729</b>	<b>3557</b>
Average Per Game		233.1	222.3
Sacked/Yards Lost		46/337	39/211
Gross Yards		4066	3768
Attempts/Completions		595/394	537/338
Completion Percentage		66.2	62.9
Had Intercepted		12	14
<b>PUNTS/AVERAGE</b>		<b>59/45.6</b>	<b>61/42.5</b>
<b>NET PUNTING AVG.</b>		<b>59/38.6</b>	<b>61/38.2</b>
<b>PENALTIES/YARDS</b>		<b>81/635</b>	<b>105/920</b>
<b>FUMBLES/BALL LOST</b>		<b>27/11</b>	<b>19/11</b>
<b>TOUCHDOWNS</b>		<b>42</b>	<b>42</b>
Rushing		12	13
Passing		27	27
Returns		3	2

SCORE BY QUARTERS	1	2	3	4	OT	Total
DOLPHINS	53	108	137	90	0	388
OPPONENTS	74	84	85	130	0	373

RUSHING	NO.	YDS.	AVG.	LG	TD
Miller	216	1099	5.1	97t	8
Tannehill	56	311	5.6	40	1
Dan. Thomas	44	168	3.8	15	2
Moreno	31	148	4.8	15	1
Damie. Williams	36	122	3.4	19	0
M. Wallace	4	16	4.0	12	0
L. James	3	9	3.0	5	0
Mathews	1	3	3.0	3	0
Dar kwa	4	2	0.5	7	0
Moore	2	-2	-1.0	-1	0
Landy	2	-4	-2.0	4	0
DOLPHINS	399	1872	4.7	97t	12
OPPONENTS	453	1937	4.3	47	13

PASSING	ATT.	COMP.	YDS.	PCT.	TD	INT.	LG	SCK/LST	RATING
Tannehill	590	392	4045	66.4	27	12	50	46/337	92.8
Mat. Moore	4	2	21	50.0	0	0	14	0/0	65.6
M. Wallace	1	0	0	-	0	0	0	0/0	39.6
DOLPHINS	595	394	4066	66.2	27	12	50	46/337	92.5
OPPONENTS	537	338	3768	62.9	27	14	50t	39/211	89.7

RECEIVING	NO.	YDS.	AVG.	LG	TD
Landy	84	758	9.0	25	5
M. Wallace	67	862	12.9	50	10
Clay	58	605	10.4	41	3
Hartline	39	474	12.2	35	2
Miller	38	275	7.2	20	1
Gibson	29	295	10.2	40	1
Sims	24	284	11.8	38	2
Damie. Williams	21	187	8.9	32	1
Dan. Thomas	13	121	9.3	25	0
Mathews	12	135	11.3	23	2
Dar kwa	3	31	10.3	17	0
Hoskins	3	21	7.0	14	0
Damie. Williams	1	14	14.0	14	0
Moreno	1	8	8.0	8	0
Tannehill	1	-4	-4.0	0	0
DOLPHINS	394	4066	10.3	50	27
OPPONENTS	338	3768	11.1	74t	27

INTERCEPTIONS	NO.	YDS.	AVG.	LG	TD
Grimes	5	80	16.0	32	1
R. Jones	3	62	20.7	50	0
Delmas	1	81	81.0	81t	1
Aikens	1	43	43.0	43	0
J. Wilson	1	31	31.0	31	0
Shelby	1	2	2.0	2	0
Stanford	1	0	0.0	0	0
Trusnik	1	0	0.0	0	0
DOLPHINS	14	299	21.4	81t	2
OPPONENTS	12	252	21.0	70	0

PUNTING	NO.	YDS.	AVG.	LG	BK
Fields	58	2688	46.3	60	1
DOLPHINS	59	2688	45.6	60	1
OPPONENTS	61	2593	42.5	64	3

PUNT RET.	NO.	YDS.	AVG.	LG	TD
Landy	25	204	8.2	32	0
DOLPHINS	25	204	8.2	32	0
OPPONENTS	36	349	9.7	47	0

KICKOFF RET.	NO.	YDS.	AVG.	LG	TD
Landy	34	954	28.1	74	0
Damie. Williams	5	102	20.4	26	0
Fede	1	13	13.0	13	0
Garner	1	13	13.0	13	0
DOLPHINS	41	1082	26.4	74	0
OPPONENTS	46	1237	26.9	102t	1

SCORING	Ru	Pa	Rt	PAT	FG	S	2	TP
Sturgis	0	0	0	41/41	29/37	0	0	128
M. Wallace	0	10	0	0/0	0/0	0	0	60
Miller	8	1	0	0/0	0/0	0	0	54
Landy	0	5	0	0/0	0/0	0	0	30
Clay	0	3	0	0/0	0/0	0	0	18
D. Thomas	2	0	0	0/0	0/0	0	1	14
Hartline	0	2	0	0/0	0/0	0	0	12
Mathews	0	2	0	0/0	0/0	0	0	12
Sims	0	2	0	0/0	0/0	0	0	12
Delmas	0	0	1	0/0	0/0	0	0	6
Finnegan	0	0	1	0/0	0/0	0	0	6
Gibson	0	1	0	0/0	0/0	0	0	6
Grimes	0	0	1	0/0	0/0	0	0	6
Moreno	1	0	0	0/0	0/0	0	0	6
Tannehill	1	0	0	0/0	0/0	0	0	6
Damie. Williams	0	1	0	0/0	0/0	0	0	6
Fede	0	0	0	0/0	0/0	1	0	2
DOLPHINS	12	27	3	41/41	29/37	3	1	388
OPPONENTS	13	27	2	39/39	26/34	0	2	373

FIELD GOALS	1-19	20-29	30-39	40-49	50+
Sturgis	1/1	12/12	7/8	6/10	3/6
DOLPHINS	1/1	12/12	7/8	6/10	3/6
OPPONENTS	1/1	6/6	11/13	7/13	1/1

TWO-POINT CONVERSIONS	
Dan. Thomas	1
DOLPHINS	1-1, OPPONENTS 2-3

SACKS	
Wake	11.5, Vernon 6.5, Starks 4.5, Jenkins 3.5, Shelby 3, Mitchell 2, Delmas 1, Fede 1, Freeny 1, R. Jones 1, Jordan 1, McCain 1, Misi 1, Odrick 1
DOLPHINS	39.0, OPPONENTS 46.0

USUAL STARTERS	
OFFENSE	
WR	- Brian Hartline (16)
LT	- Brandon Albert (9), *Ja'Wuan James (7)
LG	- Daryn Colledge (13), Dallas Thomas (2), Shelley Smith (1)
CG	- Samson Satele (16)
RC	- Mike Pouncey (12), Shelley Smith (2), Dallas Thomas (2)
RT	- *Ja'Wuan James (9), Dallas Thomas (5), Jason Fox (2)
TE	- Charles Clay (14), Dion Sims (1)
WR	- Mike Wallace (16)
QB	- Ryan Tannehill (16)
RB	- Lamar Miller (16)
WR	- *Jarvis Landry (11), Brandon Gibson (4)
WR	- Brandon Gibson (1)
ZTE	- Dion Sims (1)

DEFENSE	
LE	- Cameron Wake (16)
DT	- Randy Starks (15), Earl Mitchell (2)
DT	- Jared Odrick (16), Earl Mitchell (2)
RE	- Olivier Vernon (16)
LB	- Philip Wheeler (4), Jason Trusnik (1), Dion Jordan (1)
LB	- Koa Misi (11), Jason Trusnik (4), Kelvin Sheppard (1)
LB	- Jelani Jenkins (14), Dannelle Ellerbe (1), Jason Trusnik (1)
CB	- Brent Grimes (16)
CB	- Cortland Finnegan (12), Jamar Taylor (2), R.J. Stanford (1), Jimmy Wilson (1)
S	- Louis Delmas (12), Jimmy Wilson (3), Michael Thomas (1)
S	- Reshad Jones (12), Jimmy Wilson (4)
SDB	- Jimmy Wilson (5), Jamar Taylor (1), Michael Thomas (1)

\* Indicates Rookie

# 2015 FINAL STATISTICS (6-10)

DATE	OPPONENT	SCORE	W/L	ATT.
9/13	at Washington	17-10	W	76,512
9/20	at Jacksonville	20-23	L	65,443
9/27	BUFFALO	14-41	L	64,869
10/04	N.Y. JETS	14-27	L	83,896
10/18	at Tennessee	38-10	W	62,342
10/25	HOUSTON	44-26	W	65,251
10/29	at New England	7-36	L	66,829
11/8	at Buffalo	17-33	L	70,214
11/15	at Philadelphia	20-19	W	69,596
11/22	DALLAS	14-24	L	65,115
11/29	at N.Y. Jets	20-38	L	78,160
12/06	BALTIMORE	15-13	W	64,519
12/14	N.Y. GIANTS	24-31	L	65,408
12/20	at San Diego	14-30	L	66,676
12/27	INDIANAPOLIS	12-18	L	65,482
1/3/16	NEW ENGLAND	20-10	W	62,918

TEAM STATISTICS	MIA.	OPP.
<b>TOTAL FIRST DOWNS</b>	<b>291</b>	<b>351</b>
Rushing	72	112
Passing	194	203
Penalty	25	36
Third Down: Made/Atts.	63/205	96/221
Third Down Percentage	30.7	43.4
Fourth Down: Made/Atts	8/22	4/12
Fourth Down Percentage	36.4	33.3
<b>POSSESSION AVG.</b>	<b>27:22</b>	<b>32:28</b>
<b>TOTAL NET YARDS</b>	<b>5307</b>	<b>6019</b>
Average Per Game	331.7	376.2
Total Plays	977	1076
Average Per Play	5.4	5.6
<b>NET YARDS RUSHING</b>	<b>1496</b>	<b>2019</b>
Average Per Game	93.5	126.2
Total Rushes	344	502
<b>NET YARDS PASSING</b>	<b>3811</b>	<b>4000</b>
Average Per Game	238.2	250.0
Sacked/Yards Lost	45/240	31/225
Gross Yards	4231	4225
Attempts/Completions	588/365	542/350
Completion Percentage.	62.1	64.6
Had Intercepted	12	13
<b>POINTS/AVERAGE</b>	<b>92/47.6</b>	<b>77/45.7</b>
<b>NET PUNTING AVG.</b>	<b>92/39.7</b>	<b>77/38.6</b>
<b>PENALTIES/YARDS</b>	<b>134/1090</b>	<b>121/1005</b>
<b>FUMBLES/BALL LOST</b>	<b>23/7</b>	<b>12/3</b>
<b>TOUCHDOWNS</b>	<b>39</b>	<b>46</b>
Rushing	11	13
Passing	24	31
Returns	2	2

SCORE BY QUARTERS	1	2	3	4	OT	TOTAL
DOLPHINS	47	113	67	83	0	310
OPPONENTS	96	127	65	101	0	389

RUSHING	NO.	YDS.	AVG.	LG	TD
Miller	194	872	4.5	85t	8
Ajayi	49	187	3.8	24	1
Tannehill	32	141	4.4	28	1
Gray	31	122	3.9	16	0
Landry	18	113	6.3	22t	1
D. Williams	16	59	3.7	19	0
Matthews	1	4	4.0	4	0
M. Moore	3	-2	-0.7	0	0
<b>DOLPHINS</b>	<b>344</b>	<b>1496</b>	<b>4.3</b>	<b>85t</b>	<b>11</b>
<b>OPPONENTS</b>	<b>502</b>	<b>2019</b>	<b>4.0</b>	<b>53</b>	<b>13</b>

RECEIVING	NO.	YDS.	AVG.	LG	TD
<b>DOLPHINS</b>	<b>365</b>	<b>4231</b>	<b>11.6</b>	<b>54t</b>	<b>24</b>
<b>OPPONENTS</b>	<b>350</b>	<b>4225</b>	<b>12.1</b>	<b>84t</b>	<b>31</b>

PASSING	ATT.	COMP.	YDS.	PCT.	TD	INT.	LG	SCK/LST	RATING
Tannehill	586	363	4208	61.9	24	12	54t	45/420	88.7
Mat. Moore	1	1	14	100.0	0	0	14	0/0	118.8
Landry	1	1	9	100.0	0	0	09	0/0	104.2
<b>DOLPHINS</b>	<b>588</b>	<b>365</b>	<b>4231</b>	<b>62.1</b>	<b>24</b>	<b>12</b>	<b>54t</b>	<b>45/420</b>	<b>88.9</b>
<b>OPPONENTS</b>	<b>542</b>	<b>350</b>	<b>4225</b>	<b>64.6</b>	<b>31</b>	<b>13</b>	<b>84t</b>	<b>31/225</b>	<b>97.4</b>

Landry	110	1157	10.5	50t	4
Miller	47	397	8.4	54t	2
Matthews	43	662	15.4	53t	4
Cameron	35	386	11.0	29	3
Stills	27	440	16.3	47t	3
Parker	26	494	19.0	49	3
D. Williams	21	142	6.8	23	1
Jennings	19	208	10.9	31	1
Sims	18	127	7.1	22	1
Ajayi	7	90	12.9	20	0
Gray	6	72	12.0	25	0
Stoneburner	5	47	9.4	13	2
Tannehill	1	9	9.0	9	0
<b>DOLPHINS</b>	<b>365</b>	<b>4231</b>	<b>11.6</b>	<b>54t</b>	<b>24</b>
<b>OPPONENTS</b>	<b>350</b>	<b>4225</b>	<b>12.1</b>	<b>84t</b>	<b>31</b>

INTERCEPTIONS	NO.	YDS.	AVG.	LG	TD
R. Jones	5	104	20.8	42	2
Grimes	4	20	5.0	17	0
Bowman	1	38	38.0	38	0
Shelby	1	22	22.0	22t	1
Hewitt	1	0	0.0	0	0
Br. McCain	1	0	0.0	0	0
<b>DOLPHINS</b>	<b>13</b>	<b>184</b>	<b>14.2</b>	<b>42</b>	<b>3</b>
<b>OPPONENTS</b>	<b>12</b>	<b>176</b>	<b>14.7</b>	<b>43t</b>	<b>2</b>

PUNTING	NO.	YDS.	AVG.	LG	BK
Darr	92	4380	47.6	70	0
<b>DOLPHINS</b>	<b>92</b>	<b>4380</b>	<b>47.6</b>	<b>70</b>	<b>0</b>
<b>OPPONENTS</b>	<b>77</b>	<b>3520</b>	<b>45.7</b>	<b>67</b>	<b>1</b>

PUNT RET.	NO.	YDS.	AVG.	LG	TD
Landry	36	356	9.9	69t	1
Grimes	4	59	14.8	28	0
Matthews	1	9	9.0	9	0
<b>DOLPHINS</b>	<b>41</b>	<b>424</b>	<b>10.3</b>	<b>69t</b>	<b>1</b>
<b>OPPONENTS</b>	<b>50</b>	<b>526</b>	<b>10.5</b>	<b>58</b>	<b>0</b>

KICKOFF RET.	NO.	YDS.	AVG.	LG	TD
D. Williams	21	457	21.8	37	0
Landry	13	321	24.7	50	0
L. James	2	54	27.0	29	0
Jones	2	43	21.5	25	0
Mostert	2	57	28.5	32	0
Ajayi	1	20	20.0	20	0
Sheppard	1	0	0.0	0	0
Vigil	1	6	6.0	6	0
<b>DOLPHINS</b>	<b>43</b>	<b>958</b>	<b>22.3</b>	<b>50</b>	<b>0</b>
<b>OPPONENTS</b>	<b>23</b>	<b>508</b>	<b>22.1</b>	<b>41</b>	<b>0</b>

SCORING	Ru	Pa	Rt	PAT	FG	S	2	P
Franks	0	0	0	33/36	13/16	0	0	72
Miller	8	2	0	0/0	0/0	0	0	60
Landry	1	4	1	0/0	0/0	1	38	
Matthews	0	4	0	0/0	0/0	0	24	
Cameron	0	3	0	0/0	0/0	0	18	
Parker	0	3	0	0/0	0/0	0	18	
Stills	0	3	0	0/0	0/0	0	18	
Jones	0	2	0	0/0	0/0	0	12	
Stoneburner	0	2	0	0/0	0/0	0	12	
Ajayi	1	0	0	0/0	0/0	1	8	
Jennings	0	1	0	0/0	0/0	0	6	
Shelby	0	0	1	0/0	0/0	0	6	
Sims	0	1	0	0/0	0/0	0	6	
Tannehill	1	0	0	0/0	0/0	0	6	
D. Williams	0	1	0	0/0	0/0	0	6	
<b>DOLPHINS</b>	<b>11</b>	<b>24</b>	<b>4</b>	<b>33/36</b>	<b>13/16</b>	<b>0</b>	<b>2</b>	<b>310</b>
<b>OPPONENTS</b>	<b>13</b>	<b>31</b>	<b>2</b>	<b>42/45</b>	<b>21/29</b>	<b>4</b>	<b>0</b>	<b>389</b>

FIELD GOALS	1-19	20-29	30-39	40-49	50+
Franks	1/1	3/3	4/4	4/6	1/2
<b>DOLPHINS</b>	<b>1/1</b>	<b>3/3</b>	<b>4/4</b>	<b>4/6</b>	<b>1/2</b>
<b>OPPONENTS</b>	<b>0/0</b>	<b>5/5</b>	<b>9/10</b>	<b>4/9</b>	<b>3/5</b>

TWO-POINT CONVERSIONS
Aiyayi 1, Landry 1
<b>DOLPHINS 2-3, OPPONENTS 0-1</b>

SACKS
Vernon 7.5, Wake 7, Suh 6, Shelby 3.5, Jones 2, Phillips 2, Kovacs 1, C. McCain 1, D. Moore 1.
<b>DOLPHINS 31.0, OPPONENTS 45.0</b>

## USUAL STARTERS

OFFENSE
WR - Kenny Stills (8), Greg Jennings (5)
LT - Brandon Albert (14), Jason Fox (2)
LG - Dallas Thomas (16)
C - Mike Pouncey (14), *Jamil Douglas (2)
RG - Billy Turner (12), *Jamil Douglas (4)
RT - Jason Fox (9), Ja'Wuan James (7)
TE - Jordan Cameron (16)
WR - Richard Matthews (11), DeVante Parker (4)
QB - Ryan Tannehill (16)
RB - Lamar Miller (16)
WR - Jarvis Landry (14), Matt Hazel (1)
ZTE - Dion Sims (4), Jake Stoneburner (1)

DEFENSE
LE - Derrick Shelby (8), Cameron Wake (7)
DT - Ndamukong Suh (16)
DE - Earl Mitchell (2), Jordan Phillips (4)
RE - Olivier Vernon (16)
LB - Koa Misi (13), Zach Vigil (2)
LB - Kelvin Sheppard (13), Jelani Jenkins (1)
LB - Jelani Jenkins (12), Neville Hewitt (2)
CB - Brent Grimes (15), Brice McCain (1)
CB - Brice McCain (10), Jamar Taylor (5), *Bobby McCain (1)
S - Michael Thomas (13), Walt Aikens (3)
S - Reshad Jones (16)
S - Bobby McCain (3), Walt Aikens (2)
SDB - Shamiel Gary (1), Jamar Taylor (1)

\* Indicates Rookie

# 2016 FINAL STATISTICS (10-6)

DATE	OPPONENT	SCORE	W/L	ATT.
9/11	at Seattle	10-12	L	69/012
9/18	at New England	24-31	L	66,829
9/25	CLEVELAND	30-24 (OT) W		65,176
9/29	at Cincinnati	7-22	L	60,834
10/9	TENNESSEE	17-30	L	64,425
10/16	PITTSBURGH	30-15	W	65,351
10/23	BUFFALO	28-25	W	65,658
11/6	N.Y. JETS	27-23	W	65,722
11/13	at San Diego	31-24	W	55,107
11/20	at Los Angeles	14-10	W	83,483
11/27	SAN FRANCISCO	31-24	W	65,856
12/4	at Baltimore	6-38	L	70,916
12/11	ARIZONA	26-23	W	65,570
12/17	at N.Y. Jets	34-13	W	78,160
12/24	at Buffalo	34-31 (OT) W		64,690
1/1/17	NEW ENGLAND	14-35	L	66,163

TEAM STATISTICS	MIA.	OPP.
<b>TOTAL FIRST DOWNS</b>	<b>278</b>	<b>349</b>
Rushing	90	109
Passing	167	199
Penalty	21	41
3rd Down: Made/Att	69/198	77/213
3rd Down Pct.	36.7	36.2
4th Down: Made/Att	0/4	9/16
4th Down Pct.	0.0	56.3
<b>POSSESSION AVG</b>	<b>28:23</b>	<b>31:37</b>
<b>TOTAL NET YARDS</b>	<b>5324</b>	<b>6122</b>
Avg. Per Game	332.8	382.6
Total Plays	912	1088
Avg. Per Play	5.8	5.6
<b>NET YARDS RUSHING</b>	<b>1824</b>	<b>2247</b>
Avg. Per Game	114.0	140.4
Total Rushes	405	464
<b>NET YARDS PASSING</b>	<b>3500</b>	<b>3875</b>
Avg. Per Game	218.8	242.2
Sacked/Yards Lost	30/216	33/226
Gross Yards	3716	4101
Att./Completions	477/316	591/368
Completion Pct.	66.2	62.3
Had Intercepted	15	16
<b>PUNTS/AVERAGE</b>	<b>90/44.3</b>	<b>74/41.8</b>
<b>NET PUNTING AVG.</b>	<b>90/39.9</b>	<b>74/37.4</b>
<b>PENALTIES/YARDS</b>	<b>125/1141</b>	<b>109/919</b>
<b>FUMBLE/BALL LOST</b>	<b>26/8</b>	<b>24/9</b>
<b>TOUCHDOWNS</b>	<b>45</b>	<b>43</b>
Rushing	14	12
Passing	27	30
Returns	4	1

SCORE BY QUARTERS	1	2	3	4	OT	Total
DOLPHINS	41	101	111	101	9	363
OPPONENTS	110	95	58	117	0	380
<b>RUSHING</b>	<b>NO.</b>	<b>YDS.</b>	<b>AVG.</b>	<b>LG</b>	<b>TD</b>	
Ajayi	260	1272	4.9	62t	8	
Drake	33	179	5.4	45t	2	
Tannehill	39	164	4.2	18	1	
D. Williams	35	115	3.3	23	3	
Foster	22	55	2.5	9	0	
Peard	8	22	2.8	4	0	
Landy	5	17	3.4	13	0	
Grant	1	1	1.0	1	0	
Darr	1	0	0.0	0	0	
Moore	1	-1	-1.0	-1	0	
<b>DOLPHINS</b>	<b>405</b>	<b>1824</b>	<b>4.5</b>	<b>62t</b>	<b>14</b>	
<b>OPPONENTS</b>	<b>464</b>	<b>2247</b>	<b>4.8</b>	<b>60t</b>	<b>12</b>	

RECEIVING	NO.	YDS.	AVG.	LG	TD
Landy	94	1136	12.1	71	4
Parker	56	744	13.3	56t	4
Stills	42	726	17.3	74t	9
Ajayi	27	151	5.6	15	0
Sims	26	256	9.8	28	4
D. Williams	23	249	10.8	58	3
Gray	14	174	12.4	53	0
Drake	9	46	5.1	9	0
Cameron	8	60	7.5	13	1
D. Jones	7	61	8.7	24	1
Foster	6	78	13.0	50	0
Carroo	3	29	9.7	15t	1
Peard	1	6	6.0	6	0
<b>DOLPHINS</b>	<b>316</b>	<b>3716</b>	<b>11.8</b>	<b>74t</b>	<b>27</b>
<b>OPPONENTS</b>	<b>368</b>	<b>4101</b>	<b>11.1</b>	<b>77t</b>	<b>30</b>

INTERCEPTIONS	NO.	YDS.	AVG.	LG	TD
Lippett	4	0	0.0	0	0
Alonso	2	70	35.0	60t	1
Maxwell	2	29	14.5	27	0
Abdul-Quddus	2	16	8.0	09	0
R. Jones	1	17	17.0	17	0
Phillips	1	17	17.0	17	0
Rambo	1	17	17.0	17	0
Wake	1	12	12.0	12	0
Hull	1	8	8.0	8	0
McCain	1	0	0.0	0	0
<b>DOLPHINS</b>	<b>16</b>	<b>186</b>	<b>11.6</b>	<b>60t</b>	<b>1</b>
<b>OPPONENTS</b>	<b>15</b>	<b>106</b>	<b>7.1</b>	<b>53</b>	<b>1</b>

PUNTING	NO.	YDS.	AVG.	LG	BK
Darr	90	3991	44.3	66	0
<b>DOLPHINS</b>	<b>90</b>	<b>3991</b>	<b>44.3</b>	<b>66</b>	<b>0</b>
<b>OPPONENTS</b>	<b>74</b>	<b>3095</b>	<b>41.8</b>	<b>62</b>	<b>1</b>

PUNT RET.	NO.	YDS.	AVG.	LG	TD
Grant	20	165	8.3	74t	1
Landy	16	163	10.2	20	0
<b>DOLPHINS</b>	<b>36</b>	<b>328</b>	<b>9.1</b>	<b>74t</b>	<b>1</b>
<b>OPPONENTS</b>	<b>37</b>	<b>300</b>	<b>8.1</b>	<b>30</b>	<b>0</b>

KICKOFF RET.	NO.	YDS.	AVG.	LG	TD
Grant	19	439	23.1	45	0
Drake	13	397	30.5	96t	1
D. Williams	2	32	16.0	17	0
Gray	1	11	11.0	11	0
<b>DOLPHINS</b>	<b>35</b>	<b>879</b>	<b>25.1</b>	<b>96t</b>	<b>1</b>
<b>OPPONENTS</b>	<b>31</b>	<b>632</b>	<b>20.4</b>	<b>44</b>	<b>0</b>

SCORING	Ru	Pa	Rt	PAT	FG	S	2	TP
Franks	0	0	0	41/42	16/21	0	0	89
Stills	0	9	0	0/0	0/0	0	0	54
Ajayi	8	0	0	0/0	0/0	0	0	48
D. Williams	3	3	0	0/0	0/0	0	0	36
Landy	0	4	0	0/0	0/0	1	26	24
Parker	0	4	0	0/0	0/0	0	0	24
Sims	0	4	0	0/0	0/0	0	0	24
Drake	2	0	1	0/0	0/0	0	0	18
Aikens	0	0	1	0/0	0/0	0	1	8
Alonso	0	0	1	0/0	0/0	0	0	6
Cameron	0	1	0	0/0	0/0	0	0	6
Carroo	0	1	0	0/0	0/0	0	0	6
Grant	0	0	1	0/0	0/0	0	0	6
D. Jones	0	1	0	0/0	0/0	0	0	6
Tannehill	1	0	0	0/0	0/0	0	0	6
<b>DOLPHINS</b>	<b>14</b>	<b>27</b>	<b>4</b>	<b>41/42</b>	<b>16/21</b>	<b>0</b>	<b>2</b>	<b>36.3</b>
<b>OPPONENTS</b>	<b>12</b>	<b>30</b>	<b>1</b>	<b>34/38</b>	<b>26/35</b>	<b>0</b>	<b>5</b>	<b>38.0</b>

FIELD GOALS	1-19	20-29	30-39	40-49	50+
Franks	0/0	8/10	6/6	1/3	1/2
<b>DOLPHINS</b>	<b>0/0</b>	<b>8/10</b>	<b>6/6</b>	<b>1/3</b>	<b>1/2</b>
<b>OPPONENTS</b>	<b>0/0</b>	<b>8/8</b>	<b>6/7</b>	<b>10/17</b>	<b>2/3</b>

## TWO-POINT CONVERSIONS

Landy 1  
**DOLPHINS 1-2, OPPONENTS 5-5**

## DEFENSIVE TWO-POINT CONVERSIONS

Aikens 1  
**DOLPHINS 1, OPPONENTS 0**

## SACKS

Wake 11.5, Branch 5.5, Suh 5, J. Jones 3.5, M. Williams 1.5, Abdul-Quddus 1, Hewitt 1, McCain 1, M. Thomas 1, R. Jones 0.5, Phillips 0.5, TEAM 1

**DOLPHINS 33.0, OPPONENTS 30.0**

## USUAL STARTERS

### OFFENSE

- WR - Kenny Stills (16)
- LT - Branden Albert (12), \*Laremy Tunsil (2), Billy Turner (1), Sam Young (1)
- LG - \*Laremy Tunsil (12), Kraig Urbik (2), D. Thomas (1), Billy Turner (1)
- C - Anthony Steen (7), Mike Pouncey (5), Kraig Urbik (4)
- RG - Jermon Bushrod (16)
- RT - Ja'Wuan James (16)
- TE - Dion Sims (11), Jordan Cameron (3), Dominique Jones (2)
- WR - Jarvis Landry (16)
- QB - Ryan Tannehill (13), Matt Moore (3)
- RB - Jay Ajayi (12), Arian Foster (2), \*Kenyan Drake (1)
- WR - DeVante Parker (8), \*Leonte Carroo (1)
- 4WR - \*Leonte Carroo (1)
- 2TE - MarQueis Gray (7)

### DEFENSE

- DE - Andre Branch (11), Jason Jones (5)
- DT - Ndamukong Suh (16)
- DT - Jordan Phillips (11), Earl Mitchell (5)
- DE - Cameron Wake (11), Mario Williams (5)
- LB - Donald Butler (5), Jelani Jenkins (5), Spencer Paysinger (3), Koa Misi (2)
- LB - Kiko Alonso (15), Mike Hull (1)
- LB - Neville Hewitt (5), Jelani Jenkins (2)
- CB - Tony Lippett (13), Byron Maxwell (3)
- CB - Byron Maxwell (10), \*Xavier Howard (6)
- S - Reshad Jones (6), Michael Thomas (6), Bacarri Rambo (4)
- S - Isa Abdul-Quddus (15), Bacarri Rambo (1)
- 5DB - Bobby McCain (8), Michael Thomas (2)

\* Indicates Rookie

PASSING	ATT.	COMP.	YDS.	PCT.	TD	INT.	LG	SCK/LST	RATING
Tannehill	389	261	2995	67.1	19	12	74t	29/216	93.5
Moore	87	55	721	63.2	8	3	66t	1/0	105.6
Landy	1	0	0	0.0	0	0	00	0/0	39.6
<b>DOLPHINS</b>	<b>477</b>	<b>316</b>	<b>3716</b>	<b>66.2</b>	<b>27</b>	<b>15</b>	<b>74t</b>	<b>30/216</b>	<b>95.5</b>
<b>OPPONENTS</b>	<b>591</b>	<b>368</b>	<b>4101</b>	<b>62.3</b>	<b>30</b>	<b>16</b>	<b>77t</b>	<b>33/226</b>	<b>88.5</b>

# 2017 FINAL STATISTICS (6-10)

DATE	OPPONENT	SCORE	W/L	ATT.
9/17	at L.A. Chargers	19-17	W	25/381
9/24	at N.Y. Jets	6-20	L	77/562
10/1	NEW ORLEANS	0-20	L	84/423
10/8	TENNESSEE	16-10	W	65/135
10/15	at Atlanta	20-17	W	70,593
10/22	N.Y. JETS	31-28	W	65,025
10/26	at Baltimore	0-40	L	70,408
11/5	OAKLAND	24-27	L	65,139
11/13	at Carolina	21-45	L	72,790
11/19	TAMPA BAY	20-30	L	65,089
11/26	at New England	17-35	L	65,878
12/3	DENVER	35-9	W	65,092
12/11	NEW ENGLAND	27-20	W	65,548
12/17	at Buffalo	16-24	L	62,202
12/24	at Kansas City	13-29	L	65,325
12/31	BUFFALO	16-22	L	65,571

TEAM STATISTICS	MIA.	OPP.
<b>TOTAL FIRST DOWNS</b>	<b>284</b>	<b>319</b>
Rushing	66	88
Passing	187	190
Penalty	31	41
3rd Down: Made/Att	64/202	75/203
3rd Down Pct.	31.7%	36.9%
4th Down: Made/Att	7/24	2/8
4th Down Pct.	29.2%	25.0%
<b>POSSESSION AVG.</b>	<b>29:25</b>	<b>30:35</b>
<b>TOTAL NET YARDS</b>	<b>4923</b>	<b>5371</b>
Avg. Per Game	307.7	335.7
Total Plays	995	989
Avg. Per Play	4.9	5.4
<b>NET YARDS RUSHING</b>	<b>1388</b>	<b>1768</b>
Avg. Per Game	86.8	110.5
Total Rushes	360	431
<b>NET YARDS PASSING</b>	<b>3535</b>	<b>3603</b>
Avg. Per Game	220.9	225.2
Sacked/Yards Lost	33/257	30/185
Gross Yards	3792	3788
Attempts/Completions	602/373	528/339
Completion Pct.	62.0%	64.2%
Had Intercepted	21	9
<b>PUNTS/AVERAGE</b>	<b>83/44.5</b>	<b>76/45.8</b>
<b>NET PUNTING AVG.</b>	<b>40.7</b>	<b>41.4</b>
<b>PENALTIES/YARDS</b>	<b>137/1154</b>	<b>122/1077</b>
<b>FUMBLES/BALLS LOST</b>	<b>23/8</b>	<b>21/6</b>
<b>TOUCHDOWNS</b>	<b>31</b>	<b>45</b>
Rushing	4	14
Passing	24	26
Returns	3	5

SCORE BY QUARTERS	1	2	3	4	OT	Total
DOLPHINS	41	67	71	102	0	281
OPPONENTS	71	148	94	80	0	393

RUSHING	NO.	YDS.	AVG.	LG	TD
Drake	133	644	4.8	66†	3
Ajayi	138	465	3.4	21	0
Williams	46	181	3.9	69	0
Cutler	19	32	1.7	9	0
Perry	8	30	3.8	12	0
Gray	5	14	2.8	5	0
Grant	3	12	4.0	7	0
Moore	3	9	3.0	7	0
Fales	4	8	2.0	3	1
Landry	1	-7	-7.0	-7	0
<b>DOLPHINS</b>	<b>360</b>	<b>1388</b>	<b>3.9</b>	<b>69</b>	<b>4</b>
<b>OPPONENTS</b>	<b>431</b>	<b>1768</b>	<b>4.1</b>	<b>69</b>	<b>14</b>

PASSING	ATT.	COMP.	YDS.	PCT.	TD	INT.	LG	SCK/LST	RATING
Cutler	429	266	2666	62.0	19	14	65†	20/154	80.8
Moore	127	78	861	61.4	4	5	61†	12/95	75.6
Fales	43	29	265	67.4	1	1	26	1/8	82.0
Landry	1	0	0	0.0	1	0	0	0/0	39.6
Haack	1	0	0	0.0	0	1	0	0/0	0.0
Gray	1	0	0	0.0	0	0	0	0/0	39.6
<b>DOLPHINS</b>	<b>602</b>	<b>373</b>	<b>3792</b>	<b>62.0</b>	<b>24</b>	<b>21</b>	<b>65†</b>	<b>33/257</b>	<b>78.7</b>
<b>OPPONENTS</b>	<b>528</b>	<b>339</b>	<b>3788</b>	<b>64.2</b>	<b>26</b>	<b>9</b>	<b>69†</b>	<b>30/185</b>	<b>94.8</b>

RECEIVING	NO.	YDS.	AVG.	LG	TD
Landry	112	987	8.8	49	9
Stills	58	847	14.6	61†	6
Parker	57	670	11.8	36	1
J. Thomas	41	388	9.5	27	3
Drake	32	239	7.5	47	1
Williams	20	155	7.8	24	1
Ajayi	14	67	4.8	15	0
Grant	13	203	15.6	65†	2
Fasano	12	107	8.9	29	1
Carroo	7	69	9.9	21	0
D. Smith	3	27	9.0	13	0
Derby	2	20	10.0	11	0
Gray	1	10	10.0	10	0
Perry	1	3	3.0	3	0
<b>DOLPHINS</b>	<b>373</b>	<b>3792</b>	<b>10.2</b>	<b>65†</b>	<b>24</b>
<b>OPPONENTS</b>	<b>339</b>	<b>3788</b>	<b>11.2</b>	<b>69†</b>	<b>26</b>

INTERCEPTIONS	NO.	YDS.	AVG.	LG	TD
Howard	4	71	17.8	30†	1
Jones	2	15	7.5	15	0
McCain	2	6	3.0	6	0
McDonald	1	7	7.0	7	0
<b>DOLPHINS</b>	<b>9</b>	<b>99</b>	<b>11.0</b>	<b>30†</b>	<b>1</b>
<b>OPPONENTS</b>	<b>21</b>	<b>375</b>	<b>17.9</b>	<b>65†</b>	<b>3</b>

PUNTING	NO.	YDS.	AVG.	LG	BK
Haack	83	3695	44.5	64	0
<b>DOLPHINS</b>	<b>83</b>	<b>3695</b>	<b>44.5</b>	<b>64</b>	<b>0</b>
<b>OPPONENTS</b>	<b>76</b>	<b>3477</b>	<b>45.8</b>	<b>71</b>	<b>1</b>

PUNT RET.	NO.	YDS.	AVG.	LG	TD
Grant	25	190	7.6	27	0
Landry	12	81	6.8	16	0
<b>DOLPHINS</b>	<b>37</b>	<b>271</b>	<b>7.3</b>	<b>27</b>	<b>0</b>
<b>OPPONENTS</b>	<b>35</b>	<b>220</b>	<b>6.3</b>	<b>23</b>	<b>0</b>

KICKOFF RET.	NO.	YDS.	AVG.	LG	TD
Grant	21	479	22.8	31	0
Perry	10	202	20.2	37	0
Drake	7	147	21.0	34	0
Derby	1	11	11.0	11	0
Landry	1	-5	-5.0	-5	0
<b>DOLPHINS</b>	<b>40</b>	<b>834</b>	<b>20.9</b>	<b>37</b>	<b>0</b>
<b>OPPONENTS</b>	<b>34</b>	<b>665</b>	<b>19.6</b>	<b>36</b>	<b>0</b>

SCORING	Ru	Pa	Rt	PAT	FG	S	2	TP
Parkey	0	0	0	26/29	21/23	0	0	89
Landry	0	9	0	0/0	0/0	0	0	54
Stills	0	6	0	0/0	0/0	0	0	36
Drake	3	1	0	0/0	0/0	0	1	26
J. Thomas	0	3	0	0/0	0/0	0	0	18
Jones	0	2	0	0/0	0/0	0	0	12
Grant	0	2	0	0/0	0/0	0	0	12
Howard	0	1	0	0/0	0/0	0	0	6
Parker	0	1	0	0/0	0/0	0	0	6
Fasano	0	1	0	0/0	0/0	0	0	6
D. Williams	0	1	0	0/0	0/0	0	0	6
Fales	1	0	0	0/0	0/0	0	0	6
Perry	0	0	0	0/0	0/0	1	0	2
<b>TEAM</b>	<b>0</b>	<b>0</b>	<b>0</b>	<b>0/0</b>	<b>0/0</b>	<b>1</b>	<b>0</b>	<b>2</b>
<b>DOLPHINS</b>	<b>4</b>	<b>24</b>	<b>3</b>	<b>26/29</b>	<b>21/23</b>	<b>2</b>	<b>1</b>	<b>281</b>
<b>OPPONENTS</b>	<b>14</b>	<b>26</b>	<b>5</b>	<b>42/42</b>	<b>27/35</b>	<b>0</b>	<b>0</b>	<b>393</b>

FIELD GOALS	1-19	20-29	30-39	40-49	50+
Parkey	0/0	6/6	8/8	6/7	1/2
<b>DOLPHINS</b>	<b>0/0</b>	<b>6/6</b>	<b>8/8</b>	<b>6/7</b>	<b>1/2</b>
<b>OPPONENTS</b>	<b>0/0</b>	<b>4/4</b>	<b>10/10</b>	<b>10/17</b>	<b>3/4</b>

TWO-POINT CONVERSIONS
Drake 1
<b>DOLPHINS 1-2, OPPONENTS 0-3</b>
<b>SACKS</b>
C.Wake 10.5, A.Branch 4.5, N.Suh 4.5, J.Phillips 2.0, C.Harris 2.0, R.Jones 1.5, B.McCain 1.0, X.Howard 1.0, C.Malveaux 1.0, W.Hayes 1.0, K.Alonso 1.0
<b>DOLPHINS 30.0, OPPONENTS: 32.0</b>

USUAL STARTERS
<b>OFFENSE</b>
WR - Kenny Stills (8)
LT - Laremy Tunsil (15), Zach Sterup (1)
LG - Ted Larsen (8), Anthony Steen (6), Jesse Davis (2)
C - Mike Pouncey (16)
RG - Jermon Bushrod (10), Jesse Davis (6)
RT - Ja'Wuan James (8), Sam Young (6), Jesse Davis (2)
TE - Julius Thomas (12), Anthony Fasano (3)
WR - DeVante Parker (12)
QB - Jay Cutler (14), Matt Moore (2)
RB - Jay Ajayi (7), Kenyan Drake (5), Damien Williams (4)
WR - Jarvis Landry (16)
ZTE - Anthony Fasano (4)
ZRB - Kenyan Drake (1)
<b>DEFENSE</b>
DE - Andre Branch (14), *Charles Harris (2)
DT - Ndamukong Suh (16)
DT - Jordan Phillips (11), *Davon Godchaux (5)
DE - Cameron Wake (16)
LB - Kiko Alonso (16)
LB - Lawrence Timmons (14)
LB - *Chase Allen (4), Rey Mauluga (4), Mike Hull (3)
*Cordrea Tankersley (11), Bobby Alterraun Verner (1)
CB - McCain (2), Byron Maxwell (2), Alterraun Verner (1)
CB - Xavier Howard (16)
S - Reshad Jones (16)
S - T.J. McDonald (8), Nate Allen (7), Michael Thomas (1)
SDB - Bobby McCain (5), Michael Thomas (1), Alterraun Verner (1)

* Indicates Rookie
--------------------

# 2018 FINAL STATISTICS (7-9)

DATE	OPPONENT	SCORE	W/L	ATT.
9/9	TENNESSEE	27-20	W	65,184
9/16	at N.Y. Jets	20-12	W	77,982
9/23	OAKLAND	28-20	W	65,667
9/30	at New England	7-38	L	65,878
10/7	at Cincinnati	17-27	L	52,708
10/14	CHICAGO	31-28 (OT)	W	65,791
10/21	DETROIT	21-32	L	65,265
10/25	at Houston	23-42	L	71,726
11/4	N.Y. JETS	13-6	W	65,533
11/11	at Green Bay	12-31	L	78,076
11/25	at Indianapolis	24-27	L	57,069
12/2	BUFFALO	21-17	W	65,155
12/9	NEW ENGLAND	34-33	W	66,087
12/16	at Minnesota	17-41	L	66,841
12/23	JACKSONVILLE	7-17	L	65,798
12/30	at Buffalo	17-42	L	67,420

TEAM STATISTICS		MIA.	OPP.
<b>TOTAL FIRST DOWNS</b>	<b>252</b>	<b>350</b>	
Rushing	75	116	
Passing	153	195	
Penalty	24	39	
3rd Down: Made/Att	56/186	84/196	
3rd Down Pct.	30.1%	42.9%	
4th Down: Made/Att	8/13	6/15	
4th Down Pct.	61.5%	40.0%	
<b>POSESSION AVG.</b>	<b>27.49</b>	<b>32.11</b>	
<b>TOTAL NET YARDS</b>	<b>4,638</b>	<b>6,257</b>	
Avg. Per Game	289.9	391.1	
Total Plays	878	1,024	
Avg. Per Play	5.3	6.1	
<b>NET YARDS RUSHING</b>	<b>1,738</b>	<b>2,325</b>	
Avg. Per Game	108.6	145.3	
Total Rushes	371	485	
<b>NET YARDS PASSING</b>	<b>2,900</b>	<b>3,932</b>	
Avg. Per Game	181.3	245.8	
Sacked/Yards Lost	52/409	31/209	
Gross Yards	3,309	4,141	
Attempts/Completions	455/292	508/335	
Completion Pct.	64.2%	65.9%	
Had Intercepted	13	21	
<b>PUNTS/AVERAGE</b>	<b>88/44.1</b>	<b>55/42.3</b>	
<b>NET PUNTING AVG.</b>	<b>38.4</b>	<b>36.6</b>	
<b>PENALTIES/YARDS</b>	<b>108/978</b>	<b>107/856</b>	
<b>FUMBLES/BALLS LOST</b>	<b>17/10</b>	<b>17/7</b>	
<b>TOUCHDOWNS</b>	<b>38</b>	<b>52</b>	
Rushing	7	17	
Passing	26	31	
Returns	5	4	

SCORE BY QUARTERS	1	2	3	4	OT	Total
DOLPHINS	52	115	59	90	3	319
OPPONENTS	89	85	101	158	0	433

RUSHING	NO.	YDS.	AVG.	LG	TD
Gore	156	722	4.6	39	0
Drake	120	535	4.5	54	4
Ballage	36	191	5.3	75t	1
Tannehill	32	145	4.5	20	0
Bolden	8	91	11.4	54t	2
Oswieiler	8	21	2.6	7	0
Wilson	8	16	2.0	5	0
Carroo	1	14	14.0	14	0
Grant	1	5	5.0	5	0
Amendola	1	-2	-2.0	-2	0
<b>DOLPHINS</b>	<b>371</b>	<b>1738</b>	<b>4.7</b>	<b>75t</b>	<b>7</b>
<b>OPPONENTS</b>	<b>485</b>	<b>2325</b>	<b>4.8</b>	<b>71</b>	<b>17</b>

RECEIVING	NO.	YDS.	AVG.	LG	TD
Amendola	59	575	9.7	39	1
Drake	53	477	9.0	52t	5
Stills	37	553	14.9	75t	6
Wilson	26	391	15.0	75t	4
Parker	24	309	12.9	46	1
Gesicki	22	202	9.2	27	0
Grant	21	268	12.8	52t	2
Gore	12	124	10.3	24	1
Ballage	9	56	6.2	31	0
O'Leary	8	86	10.8	19	1
Butler	6	60	10.0	23t	1
Smythe	6	50	8.3	21	0
Derby	3	48	16.0	19t	1
Bolden	3	13	4.3	9	1
Carroo	2	94	47.0	74t	1
Tannehill	1	3	3.0	3t	1
<b>DOLPHINS</b>	<b>292</b>	<b>3309</b>	<b>11.3</b>	<b>75t</b>	<b>26</b>
<b>OPPONENTS</b>	<b>335</b>	<b>4141</b>	<b>12.4</b>	<b>73t</b>	<b>31</b>

INTERCEPTIONS	NO.	YDS.	AVG.	LG	TD
Howard	7	52	7.4	39	0
Jones	3	109	36.3	54	1
McDonald	3	41	13.7	31	0
Alonso	3	30	10.0	15	0
Fitzpatrick	2	64	32.0	50t	1
Baker	1	25	25.0	25t	1
Aikens	1	0	0.0	0	0
McCain	1	0	0.0	0	0
<b>DOLPHINS</b>	<b>21</b>	<b>321</b>	<b>15.3</b>	<b>54</b>	<b>3</b>
<b>OPPONENTS</b>	<b>13</b>	<b>188</b>	<b>14.5</b>	<b>35</b>	<b>2</b>

PUNTING	NO.	YDS.	AVG.	LG	BK
Haack	87	3884	44.6	65	1
<b>DOLPHINS</b>	<b>88</b>	<b>3884</b>	<b>44.1</b>	<b>65</b>	<b>1</b>
<b>OPPONENTS</b>	<b>55</b>	<b>2326</b>	<b>42.3</b>	<b>61</b>	<b>1</b>

PUNT RET.	NO.	YDS.	AVG.	LG	TD
Grant	14	228	16.3	71t	1
Amendola	11	59	5.4	12	0
Stills	2	6	3.0	6	0
Baker	1	0	0.0	0	0
<b>DOLPHINS</b>	<b>28</b>	<b>293</b>	<b>10.5</b>	<b>71t</b>	<b>1</b>
<b>OPPONENTS</b>	<b>37</b>	<b>384</b>	<b>10.4</b>	<b>70</b>	<b>0</b>

KICKOFF RET.	NO.	YDS.	AVG.	LG	TD
Grant	18	535	29.7	102t	1
Drake	10	213	21.3	26	0
Perry	8	164	20.5	32	0
Ballage	2	26	13.0	16	0
Smythe	1	0	0.0	0	0
<b>DOLPHINS</b>	<b>39</b>	<b>938</b>	<b>24.1</b>	<b>102t</b>	<b>1</b>
<b>OPPONENTS</b>	<b>13</b>	<b>339</b>	<b>26.1</b>	<b>94t</b>	<b>1</b>

SCORING	Ru	Pa	Rt	PAT	FG	S	2	TP
Sanders	0	0	0	35/36	18/20	0	0	89
Drake	4	5	0	0/0	0/0	0	0	54
Stills	0	6	0	0/0	0/0	0	1	38
Grant	0	2	2	0/0	0/0	0	0	24
Wilson	0	4	0	0/0	0/0	0	0	24
Bolden	2	1	0	0/0	0/0	0	0	18
Tannehill	0	1	0	0/0	0/0	0	0	6
Gore	0	1	0	0/0	0/0	0	0	6
Amendola	0	1	0	0/0	0/0	0	0	6
Jones	0	1	0	0/0	0/0	0	0	6
Parker	0	1	0	0/0	0/0	0	0	6
Derby	0	1	0	0/0	0/0	0	0	6
O'Leary	0	1	0	0/0	0/0	0	0	6
Carroo	0	1	0	0/0	0/0	0	0	6
Butler	0	1	0	0/0	0/0	0	0	6
Fitzpatrick	0	1	0	0/0	0/0	0	0	6
Baker	0	0	0	0/0	0/0	0	0	6
Ballage	1	0	0	0/0	0/0	0	0	6
<b>DOLPHINS</b>	<b>7</b>	<b>26</b>	<b>5</b>	<b>35/36</b>	<b>18/20</b>	<b>0</b>	<b>1</b>	<b>319</b>
<b>OPPONENTS</b>	<b>17</b>	<b>31</b>	<b>4</b>	<b>47/50</b>	<b>24/32</b>	<b>0</b>	<b>1</b>	<b>433</b>

FIELD GOALS	1-19	20-29	30-39	40-49	50+	
Sanders	0/0	0/0	7/7	3/3	7/9	1/1
<b>DOLPHINS</b>	<b>0/0</b>	<b>0/0</b>	<b>7/7</b>	<b>3/3</b>	<b>7/9</b>	<b>1/1</b>
<b>OPPONENTS</b>	<b>0/0</b>	<b>0/0</b>	<b>7/7</b>	<b>7/8</b>	<b>4/7</b>	<b>6/10</b>

TWO-POINT CONVERSIONS
Stills 1
<b>DOLPHINS 1-1, OPPONENTS 1-2</b>

SACKS
Quinn 6.5, Wake 6.0, Baker 3.0, McCain 2.0, Taylor 2.0, Spence 2.0, Hayes 2.0, Branch 1.5, Godchaux 1.0, Woodard 1.0, Phillips 1.0, Davis 1.0, Harris 1.0, TEAM 1.0.
<b>DOLPHINS 31.0, OPPONENTS: 52.0</b>

## USUAL STARTERS

OFFENSE
WR - Kenny Stills (15), Jakeem Grant Sr. (2)
LT - Laremy Tunstil (15), Zach Stempel (1)
LG - Ted Larsen (14), Jake Brendel (2), Josh Sitton (1)
C - Travis Swanson (11), Daniel Kilgore (4), Jake Brendel (1)
RT - Jesse Davis (16)
RG - Jus'Waan James (15), Sam Young (1)
TE - Nick O'Leary (7), Mike Gesicki (7), *Durham Smythe (2)
WR - Danny Amendola (15), Brice Butler (1)
QB - Ryan Tannehill (11), Brock Oswieiler (5)
RB - Frank Gore (14), Kenyan Drake (7)
WR - DeVante Parker (7), Albert Wilson (3),

DEFENSE
DE - Cameron Wake (14), Andre Branch (1), Charles Harris (1)
DT - Davon Godchaux (16)
DT - Akeem Spence (16)
DE - Robert Quinn (16)
LB - Kiko Alonso (15), Mike Hull (1)
LB - Raekwon McMillan (16)
LB - Jerome Baker (11), Chase Allen (1)
CB - Xavier Howard (12), Torry McTyer (4)
CB - Bobby McCain (13), *Minkah Fitzpatrick (3)
S - Reshad Jones (13), *Minkah Fitzpatrick (8)
S - T.J. McDonald (14), Walt Aikens (1)

\* Indicates Rookie

PASSING	ATT.	COMP.	YDS.	PCT.	TD	INT.	LG	SCK/LST	RATING
Tannehill	274	176	1979	64.2	17	9	75t	35/279	92.7
Oswieiler	178	113	1247	63.5	6	4	75t	17/130	86.0
Wilson	1	1	52	100.0	1	0	52t	0/0	158.3
Amendola	1	1	28	100.0	1	0	28t	0/0	158.3
Stills	1	1	3	100.0	1	0	3t	0/0	118.8
<b>DOLPHINS</b>	<b>455</b>	<b>292</b>	<b>3309</b>	<b>64.2</b>	<b>26</b>	<b>13</b>	<b>75t</b>	<b>52/409</b>	<b>93.0</b>
<b>OPPONENTS</b>	<b>508</b>	<b>335</b>	<b>4141</b>	<b>65.9</b>	<b>31</b>	<b>21</b>	<b>73t</b>	<b>31/209</b>	<b>94.1</b>

# 2019 FINAL STATISTICS (5-11)

DATE	OPPONENT	SCORE	W/L	ATT.
9/8	BALTIMORE	10-59	L	65,012
9/15	NEW ENGLAND	0-43	L	65,513
9/22	at Dallas	6-31	L	90,127
9/29	L.A. CHARGERS	10-30	L	64,278
10/13	WASHINGTON	16-17	L	59,808
10/20	at Buffalo	21-31	L	68,340
10/28	at Pittsburgh	14-27	L	59,244
11/3	N.Y. JETS	26-18	W	59,229
11/10	at Indianapolis	16-12	W	60,510
11/17	BUFFALO	20-37	L	64,187
11/24	at Cleveland	24-41	L	67,431
12/1	PHILADELPHIA	37-31	W	65,545
12/8	at N.Y. Jets	21-22	L	78,523
12/15	at N.Y. Giants	20-36	L	72,894
12/22	CINCINNATI	38-35 (OT)	W	60,968
12/29	at New England	27-24	W	65,878

TEAM STATISTICS	MIA.	OPP.
<b>TOTAL FIRST DOWNS</b>	<b>315</b>	<b>361</b>
Rushing	64	113
Passing	210	214
Penalty	41	34
3rd Down: Made/Att	71/207	81/194
3rd Down Pct.	34.3%	41.8%
4th Down: Made/Att	13/28	8/13
4th Down Pct.	46.4%	61.5%
<b>POSSESSION AVG.</b>	<b>28:37</b>	<b>31:23</b>
<b>TOTAL NET YARDS</b>	<b>4960</b>	<b>6364</b>
Avg. Per Game	310.0	397.8
Total Plays	1022	1053
Avg. Per Play	4.9	6.0
<b>NET YARDS RUSHING</b>	<b>1156</b>	<b>2166</b>
Avg. Per Game	72.3	135.4
Total Rushes	349	485
<b>NET YARDS PASSING</b>	<b>3804</b>	<b>4198</b>
Avg. Per Game	237.8	262.4
Sacked/Yards Lost	58/313	23/155
Gross Yards	4117	4353
Attempts/Completions	615/371	545/344
Completion Pct.	60.3%	63.1%
Had Intercepted	18	13
<b>PUNTS/AVERAGE</b>	<b>69/45.0</b>	<b>57/44.7</b>
<b>NET PUNTING AVG.</b>	<b>41.1</b>	<b>41.2</b>
<b>PENALTIES/YARDS</b>	<b>92/769</b>	<b>111/1084</b>
<b>FUMBLES/BALLS LOST</b>	<b>25/8</b>	<b>17/3</b>
<b>TOUCHDOWNS</b>	<b>34</b>	<b>57</b>
Rushing	10	15
Passing	22	39
Returns	2	3

SCORE BY QUARTERS	1	2	3	4	OT	TOTAL
DOLPHINS	54	115	49	85	3	306
OPPONENTS	91	140	106	157	0	494

RUSHING	NO.	YDS.	AVG.	LG	TD
Fitzpatrick	54	243	4.5	20	4
Walton	53	201	3.8	19	0
Drake	47	174	3.7	11	0
Laird	62	168	2.7	18	1
Ballage	74	135	1.8	8	3
Gaskin	36	133	3.7	27	1
Wilson	5	45	9.0	28	0
Perine	5	16	3.2	9	0
Rosen	3	13	4.3	6	0
Ford	1	11	11.0	11	0
Turner	4	6	1.5	5	0
Grant	4	5	1.3	7t	1
Walford	0	4	0.0	4	0
Haack	1	2	2.0	2	0
<b>DOLPHINS</b>	<b>349</b>	<b>1156</b>	<b>3.3</b>	<b>28</b>	<b>10</b>
<b>OPPONENTS</b>	<b>485</b>	<b>2166</b>	<b>4.5</b>	<b>60</b>	<b>15</b>

PASSING	ATT.	COMP.	YDS.	PCT.	TD	INT.	LG	SCK/LST	RATING
R. Fitzpatrick	502	311	3529	62.0%	20	13	51	40/209	85.5
J. Rosen	109	58	567	53.2%	1	5	40	16/93	52.0
A. Wilson	2	1	20	50.0%	0	0	20	1/10	85.4
M. Haack	2	1	1	50.0%	1	0	1t	0/0	95.8
P. Williams	0	0	0	0.0%	0	0	0	1/1	0.0
<b>DOLPHINS</b>	<b>615</b>	<b>371</b>	<b>4117</b>	<b>60.3%</b>	<b>22</b>	<b>18</b>	<b>51</b>	<b>58/313</b>	<b>80.0</b>
<b>OPPONENTS</b>	<b>545</b>	<b>344</b>	<b>4353</b>	<b>63.1%</b>	<b>39</b>	<b>13</b>	<b>83t</b>	<b>23/155</b>	<b>101.9</b>

RECEIVING	NO.	YDS.	AVG.	LG	TD
D. Parker	72	1202	16.7	51	9
Gesicki	51	570	11.2	34	5
Wilson	43	351	8.2	35	1
Williams	32	428	13.4	35	3
Hurns	32	416	13.0	27	2
Ford	23	244	10.6	28	0
Laird	23	204	8.9	21	0
Drake	22	174	7.9	26	0
Grant	19	164	8.6	18	0
Walton	15	89	5.9	18	0
Ballage	14	63	4.5	13	0
Smythe	7	65	9.3	24	0
Gaskin	7	51	7.3	20	0
Walford	4	57	14.3	19	0
O'Leary	4	37	9.3	19	0
Wilkins	1	1	1.0	1t	1
Sanders	1	1	1.0	1t	1
Deiter	1	0	0.0	0	0
<b>DOLPHINS</b>	<b>371</b>	<b>4117</b>	<b>11.1</b>	<b>51</b>	<b>22</b>
<b>OPPONENTS</b>	<b>344</b>	<b>4353</b>	<b>12.7</b>	<b>83t</b>	<b>39</b>

INTERCEPTIONS	NO.	YDS.	AVG.	LG	TD
McCain	2	53	26.5	32	0
S. Parker	2	35	17.5	35	0
Needham	2	23	11.5	23	0
Rowe	1	35	35.0	35t	1
Baker	1	34	34.0	34	0
Biegel	1	7	7.0	7	0
Lewis	1	3	3.0	3	0
Wiltz	1	0	0.0	0	0
Howard	1	0	0.0	0	0
Lammons	1	0	0.0	0	0
<b>DOLPHINS</b>	<b>13</b>	<b>190</b>	<b>14.6</b>	<b>35t</b>	<b>1</b>
<b>OPPONENTS</b>	<b>18</b>	<b>169</b>	<b>9.4</b>	<b>69t</b>	<b>2</b>

PUNTING	NO.	YDS.	AVG.	LG	BK
Haack	69	3105	45.0	62	0
<b>DOLPHINS</b>	<b>69</b>	<b>3105</b>	<b>45.0</b>	<b>62</b>	<b>0</b>
<b>OPPONENTS</b>	<b>57</b>	<b>2546</b>	<b>44.7</b>	<b>59</b>	<b>0</b>

PUNT RET.	NO.	YDS.	AVG.	LG	TD
Williams	10	115	11.5	21	0
T. Davis	6	33	5.5	10	0
Sherels	6	23	3.8	10	0
Grant	5	6	1.2	5	0
<b>DOLPHINS</b>	<b>27</b>	<b>177</b>	<b>6.6</b>	<b>21</b>	<b>0</b>
<b>OPPONENTS</b>	<b>29</b>	<b>229</b>	<b>7.9</b>	<b>21</b>	<b>0</b>

KICKOFF RET.	NO.	YDS.	AVG.	LG	TD
Grant	23	578	25.1	101	1
T. Davis	4	95	23.8	30	0
Smythe	4	45	11.3	14	0
Sherels	3	57	19.0	21	0
Drake	1	15	15.0	15	0
Ford	1	6	6.0	6	0
<b>DOLPHINS</b>	<b>36</b>	<b>796</b>	<b>22.1</b>	<b>101t</b>	<b>1</b>
<b>OPPONENTS</b>	<b>20</b>	<b>540</b>	<b>27.0</b>	<b>78</b>	<b>1</b>

SCORING	Ru	Pa	Rt	PAT	FG	S	2	TP
Sanders	0	1	0	29/30	23/30	0	0	104
D. Parker	0	9	0	0/0	0/0	0	0	54
Gesicki	0	5	0	0/0	0/0	0	0	0
Fitzpatrick	4	0	0	0/0	0/0	0	0	24
Ballage	3	0	0	0/0	0/0	0	0	18
Williams	0	3	0	0/0	0/0	0	0	18
Hurns	0	2	0	0/0	0/0	0	0	12
Grant	1	0	1	0/0	0/0	0	0	12
Laird	1	0	0	0/0	0/0	0	1	8
Wilkins	0	1	0	0/0	0/0	0	0	6
Gaskin	1	0	0	0/0	0/0	0	0	6
Wilson	0	1	0	0/0	0/0	0	0	6
Rowe	0	0	1	0/0	0/0	0	0	6
<b>DOLPHINS</b>	<b>10</b>	<b>22</b>	<b>2</b>	<b>29/30</b>	<b>23/30</b>	<b>0</b>	<b>1</b>	<b>306</b>
<b>OPPONENTS</b>	<b>15</b>	<b>39</b>	<b>3</b>	<b>47/52</b>	<b>31/38</b>	<b>0</b>	<b>4</b>	<b>494</b>

FIELD GOALS	1-19	20-29	30-39	40-49	50+
Sanders	0/0	7/7	8/9	5/9	3/5
<b>DOLPHINS</b>	<b>0/0</b>	<b>7/7</b>	<b>8/9</b>	<b>5/9</b>	<b>3/5</b>
<b>OPPONENTS</b>	<b>0/0</b>	<b>9/9</b>	<b>6/6</b>	<b>12/16</b>	<b>4/7</b>

TWO-POINT CONVERSIONS
Laird 1
<b>DOLPHINS 1-4, OPPONENTS 4-5</b>

SACKS
Charlton 5.0, Eguavoen 2.1, Biegel 2.5, Wilkins 2.0, Godchaux 2.0, Baker 1.5, T. Harris 1.5, Sieler 1.0, Van Ginkel 1.0, Jenkins 1.0, Needham 1.0, C. Harris 0.5, Ledbetter 0.5
<b>DOLPHINS 23.0, OPPONENTS: 58.0</b>

## USUAL STARTERS

OFFENSE
WR - DeVante Parker (14)
LT - Juliën Davenport (7), J'Marcus Webb (6), Jesse Davis (3)
LG - *Michael Deiter (15), *Keaton Sutherland (1)
C - Daniel Kilgore (13), Evan Boehm (3)
RG - *Shaq Calhoun (7), Evan Boehm (5)
RT - Danny Isidora (3), *Keaton Sutherland (1)
TE - Jesse Davis (12), J'Marcus Webb (2)
RT - Juliën Davenport (1), *Isaiah Prince (1)
TE - Durham Smythe (14), Mike Gesicki (5), Clive Walford (3), Nick O'Leary (2)
WR - *Preston Williams (7), Albert Wilson (4)
QB - Ryan Fitzpatrick (13), Josh Rosen (3)
RB - Kalen Ballage (6), *Patrick Laird (4), RB - Mark Walton (4), Kenyan Drake (2)
WR - Allen Hurns (7), Jakeem Grant Sr. (2)
6OL - *Isaiah Prince (1), Chris Reed (1), Adam Pankey (1)
FB - *Chandler Cox (3)

DEFENSE
DE - *Christian Wilkins (9), Charles Harris (2) - (3), *Jonathan Ledbetter (1), Zach Sieler (1)
DT - Davon Godchaux (16)
DE - *Christian Wilkins (5)
DT - Avery Moss (8), Taco Charlton (5), De - John Jenkins (5)
LB - Jerome Baker (15), *Andrew Van Ginkel (1)
LB - Raekwon McMillan (12), Charles Harris (2), Trent Harris (3), Calvin Munson (2)
LB - Vince Biegel (10), *Sam Eguavoen (6)
CB - Eric Rowe (7), Xavien Howard (5), Ryan Lewis (3)
CB - *Nik Needham (11), *Ken Webster (5), Jamal Perry (5), Ken Crawley (2), Nate Brooks (1)
S - Eric Rowe (8), Adrian Colbert (5), Reshad Jones (4)
DB - Bobby McCain (8), Steven Parker (4), S - Minkah Fitzpatrick (1), Jamal Perry (1)
*Nate Brooks (1), Minkah Fitzpatrick (1)

\* Indicates Rookie



# 2020 FINAL STATISTICS (10-6)

DATE	OPPONENT	SCORE	W/L	ATT.
9/13	at New England	11-21	L	0
9/20	BUFFALO	28-31	L	11,075
9/24	at Jacksonville	31-13	W	16,563
10/4	SEATTLE	23-31	L	12,369
10/11	at San Francisco	43-17	W	0
10/18	N.Y. JETS	24-0	W	10,772
11/1	L.A. RAMS	28-17	W	12,397
11/8	at Arizona	34-31	W	4,200
11/15	L.A. CHARGERS	29-21	W	12,751
11/22	at Denver	13-20	L	5,351
11/29	at N.Y. Jets	20-3	W	0
12/6	CINCINNATI	19-7	W	12,577
12/13	KANSAS CITY	27-33	L	13,057
12/20	NEW ENGLAND	22-12	W	13,354
12/26	at Las Vegas	26-25	W	0
1/3/21	at Buffalo	28-56	L	0

TEAM STATISTICS	MIA.	OPP.
<b>TOTAL FIRST DOWNS</b>	<b>345</b>	<b>336</b>
Rushing	100	113
Passing	207	193
Penalty	38	30
3rd Down: Made/Att	78/202	58/186
3rd Down Pct.	38.6%	31.2%
4th Down: Made/Att	8/10	12/26
4th Down Pct.	80.0%	46.2%
<b>POSSITION AVG.</b>	<b>31.17</b>	<b>28.43</b>
<b>TOTAL NET YARDS</b>	<b>5424</b>	<b>5886</b>
Avg. Per Game	339.0	367.9
Total Plays	1021	998
Avg. Per Play	5.3	5.9
<b>NET YARDS RUSHING</b>	<b>1688</b>	<b>1862</b>
Avg. Per Game	105.5	116.4
Total Rushes	428	412
<b>NET YARDS PASSING</b>	<b>3736</b>	<b>4024</b>
Avg. Per Game	233.5	251.5
Sacked/Yards Lost	34/201	41/349
Gross Yards	3937	4373
Attempts/Completions	559/370	545/343
Completion Pct.	66.2%	62.9%
Had Intercepted	13	18
<b>PUNTS/AVERAGE</b>	<b>68/44.6</b>	<b>66/46.0</b>
<b>NET PUNTING AVG.</b>	<b>39.8</b>	<b>38.5</b>
<b>PENALTIES/YARDS</b>	<b>74/635</b>	<b>85/805</b>
<b>FUMBLES/BALLS LOST</b>	<b>17/7</b>	<b>20/11</b>
<b>TOUCHDOWNS</b>	<b>42</b>	<b>41</b>
Rushing	15	17
Passing	24	21
Returns	3	3

SCORE BY QUARTERS	1	2	3	4	OT	Total
DOLPHINS	103	111	57	133	0	404
OPPONENTS	55	118	74	91	0	338

RUSHING	NO.	YDS.	AVG.	LG	TD
Gaskin	142	584	4.1	26	3
Ahmed	75	319	4.3	31	3
Breida	59	254	4.3	24	0
Fitzpatrick	30	151	5.0	17	2
Tagovailoa	36	109	3.0	17	3
Washington	28	86	3.1	16	0
Laird	13	72	5.5	17	0
J. Howard	28	33	1.2	8	4
Bowden	9	32	3.6	11	0
Fejedelem	2	23	11.5	22	0
Grant	3	20	6.7	29	0
M. Perry	3	5	1.7	6	0
<b>DOLPHINS</b>	<b>428</b>	<b>1688</b>	<b>3.9</b>	<b>31</b>	<b>15</b>
<b>OPPONENTS</b>	<b>412</b>	<b>1862</b>	<b>4.5</b>	<b>37</b>	<b>17</b>

RECEIVING	NO.	YDS.	AVG.	LG	TD
Parker	63	793	12.6	31	4
Gesicki	53	703	13.3	70	6
Gaskin	41	388	9.5	59	2
Grant	36	373	10.4	30	1
Ford	28	276	9.9	18	0
Bowden	28	211	7.5	22	0
Smythe	26	208	8.0	19	2
Williams	18	288	16.0	47	4
Hollins	16	176	11.0	34	1
Shaheen	12	150	12.5	43	3
Ahmed	11	61	5.5	13	0
Laird	10	68	6.8	17	0
Breida	9	96	10.7	31	0
M. Perry	9	92	10.2	25	1
Washington	4	28	7.0	10	0
Callaway	2	20	10.0	13	0
Cox	2	9	4.5	6	0
Fitzpatrick	1	0	0.0	0	0
J. Howard	1	-3	-3.0	-3	0
<b>DOLPHINS</b>	<b>370</b>	<b>3937</b>	<b>10.6</b>	<b>70</b>	<b>24</b>
<b>OPPONENTS</b>	<b>343</b>	<b>4373</b>	<b>12.7</b>	<b>85</b>	<b>21</b>

INTERCEPTIONS	NO.	YDS.	AVG.	LG	TD
Howard	10	77	7.7	29	0
Rowe	2	26	13.0	22	0
By Jones	2	15	7.5	15	0
Needham	2	1	0.5	1	0
McCain	1	19	19.0	19	0
Wilkins	1	8	8.0	8	0
<b>DOLPHINS</b>	<b>18</b>	<b>146</b>	<b>8.1</b>	<b>29</b>	<b>0</b>
<b>OPPONENTS</b>	<b>13</b>	<b>115</b>	<b>8.8</b>	<b>23</b>	<b>1</b>

PUNTING	NO.	YDS.	AVG.	LG	BK
Haack	68	3040	44.7	63	0
<b>DOLPHINS</b>	<b>68</b>	<b>3040</b>	<b>44.7</b>	<b>63</b>	<b>0</b>
<b>OPPONENTS</b>	<b>66</b>	<b>3036</b>	<b>46.0</b>	<b>69</b>	<b>1</b>

PUNT RET.	NO.	YDS.	AVG.	LG	TD
Grant	29	330	11.4	88	1
Callaway	2	12	6.0	11	0
M. Perry	1	12	12.0	12	0
<b>DOLPHINS</b>	<b>32</b>	<b>354</b>	<b>11.1</b>	<b>88</b>	<b>1</b>
<b>OPPONENTS</b>	<b>24</b>	<b>297</b>	<b>12.4</b>	<b>84</b>	<b>2</b>

KICK OFF RET.	NO.	YDS.	AVG.	LG	TD
Grant	6	129	21.5	45	0
Igbinoghene	4	68	17.0	22	0
Roberts	1	13	13.0	13	0
Smythe	1	5	5.0	5	0
<b>DOLPHINS</b>	<b>12</b>	<b>215</b>	<b>17.9</b>	<b>45</b>	<b>0</b>
<b>OPPONENTS</b>	<b>24</b>	<b>376</b>	<b>15.7</b>	<b>35</b>	<b>0</b>

SCORING	Ru	Pa	Rt	PAT	FG	S	2	TP
Sanders	0	0	0	36/36	36/39	0	144	0
Gesicki	0	6	0	0/0	0/0	0	36	0
Gaskin	3	2	0	0/0	0/0	0	30	0
Williams	0	4	0	0/0	0/0	0	28	0
Parker	0	4	0	0/0	0/0	0	24	0
J. Howard	4	0	0	0/0	0/0	0	24	0
Ahmed	3	0	0	0/0	0/0	0	20	0
Tagovailoa	3	0	0	0/0	0/0	0	18	0
Shaheen	0	3	0	0/0	0/0	0	18	0
Fitzpatrick	2	0	0	0/0	0/0	0	14	0
Smythe	0	2	0	0/0	0/0	0	12	0
Grant	0	1	1	0/0	0/0	0	12	0
Lawson	0	1	0	0/0	0/0	0	6	0
Hollins	0	1	0	0/0	0/0	0	6	0
M. Perry	0	1	0	0/0	0/0	0	6	0
Van Ginkel	0	0	1	0/0	0/0	0	6	0
<b>DOLPHINS</b>	<b>15</b>	<b>24</b>	<b>3</b>	<b>36/36</b>	<b>36/39</b>	<b>0</b>	<b>4</b>	<b>404</b>
<b>OPPONENTS</b>	<b>17</b>	<b>21</b>	<b>3</b>	<b>39/41</b>	<b>17/23</b>	<b>1</b>	<b>0</b>	<b>338</b>

FIELD GOALS	1-19	20-29	30-39	40-49	50+
Sanders	1/1	8/8	7/7	12/14	8/9
<b>DOLPHINS</b>	<b>1/1</b>	<b>8/8</b>	<b>7/7</b>	<b>12/14</b>	<b>8/9</b>
<b>OPPONENTS</b>	<b>0/0</b>	<b>5/6</b>	<b>6/6</b>	<b>5/8</b>	<b>1/3</b>

TWO-POINT CONVERSIONS
Williams 2, Ahmed 1, Fitzpatrick 1
<b>DOLPHINS 4-6, OPPONENTS: 0-0</b>

SACKS
Ogbah 9.0, Baker 7.0, Van Noy 6.0, Van Ginkel 5.5, Lawson 4.0, Sieler 3.5, Roberts 1.5, Wilkins 1.5, Needham 1.0, Grugier-Hill 1.0, Br. Jones 1.0
<b>DOLPHINS 41.0, OPPONENTS: 34.0</b>

USUAL STARTERS
<b>OFFENSE</b>
Preston Williams (7), Jakeem Grant Sr. (4), *Malcolm Perry (2), Mack Hollins (2), Antonio Callaway (1)
<b>LT</b> - *Austin Jackson (12), Jesse Davis (4)
<b>LG</b> - Ereck Flowers (14), *Solomon Kindley (2)
<b>C</b> - Ted Karras (16)
<b>RG</b> - *Solomon Kindley (10), Jesse Davis (6)
<b>RT</b> - *Robert Hunt (1), Jesse Davis (5)
<b>TE</b> - Durham Smythe (13)
<b>ZTE</b> - Mike Gesicki (9), Adam Shaheen (5)
<b>WR</b> - DeVante Parker (11), Lynn Bowden Jr. (4), Isaiah Ford (1)
<b>QB</b> - *Tua Tagovailoa (9), Ryan Fitzpatrick (7), Myles Gaskin (7), *Salvon Ahmed (4), Jordan Howard (3), Matt Breida (1), DeAndre Washington (1)
<b>6OL</b> - Juliën Davenport (1), *Solomon Kindley (1)
<b>FB</b> - Chandler Cox (3)

DEFENSE
DE - Emmanuel Ogbah (12)
DT - *Raekwon Davis (12), Davon Godchaux (5)
DE - Christian Wilkins (12), Zach Sieler (8)
LB - Jerome Baker (11), Andrew Van Ginkel (11)
LB - Elandon Roberts (11), Shaq Lawson (7), Kamu Grugier-Hill (1), Sam Eguavoen (1)
LB - Kyle Van Noy (13)
CB - Byron Jones (14), *Noah Igbinoghene (2)
CB - Xavien Howard (16)
S - Eric Rowe (14)
S - Bobby McCain (15)
DB - Nik Needham (6), *Brandon Jones (4), Jamal Perry (1)
DB - *Nate Brooks (1), Minkah Fitzpatrick (1)

\* Indicates Rookie

PASSING	ATT.	COMP.	YDS.	PCT.	TD	INT.	LG	SCK/LST	RATING
Fitzpatrick	267	183	2091	68.5%	13	8	70	14/65	95.6
Tagovailoa	290	186	1814	64.1%	11	5	35	20/136	87.1
Bowden	2	1	32	50.0%	0	0	32	0/0	95.8
<b>DOLPHINS</b>	<b>559</b>	<b>370</b>	<b>3937</b>	<b>66.2%</b>	<b>24</b>	<b>13</b>	<b>70</b>	<b>34/201</b>	<b>91.2</b>
<b>OPPONENTS</b>	<b>545</b>	<b>343</b>	<b>4373</b>	<b>62.9%</b>	<b>21</b>	<b>18</b>	<b>85</b>	<b>41/349</b>	<b>87.0</b>



# 2021 FINAL STATISTICS (9-8)

DATE	OPPONENT	SCORE	W/L	ATT.
9/12	at New England	17-16	W	65,878
9/19	BUFFALO	0-35	L	65,040
9/26	at Las Vegas	28-31 (OT)	L	59,311
10/3	INDIANAPOLIS	17-27	L	64,571
10/10	at Tampa Bay	17-45	L	65,570
10/17	at Jacksonville	20-23	L	60,784
10/24	ATLANTA	28-30	L	62,739
10/31	at Buffalo	11-26	L	69,355
11/7	HOUSTON	17-9	W	60,232
11/11	BALTIMORE	22-10	W	65,948
11/21	at N.Y. Jets	24-17	W	72,303
11/28	CAROLINA	33-10	W	62,389
12/5	N.Y. GIANTS	20-9	W	65,898
12/19	N.Y. JETS	31-24	W	66,035
12/27	at New Orleans	20-3	W	69,170
1/2/22	at Tennessee	3-34	L	69,091
1/9/22	NEW ENGLAND	33-24	W	66,514

TEAM STATISTICS	MIA.	OPP.
<b>TOTAL FIRST DOWNS</b>	<b>325</b>	<b>337</b>
Rushing	87	106
Passing	206	199
Penalty	32	32
3rd Down: Made/Att	95/233	95/231
3rd Down Pct.	40.8%	41.1%
4th Down: Made/Att	12/22	11/18
4th Down Pct.	54.5%	61.1%
<b>POSSESSION AVG.</b>	<b>30:13</b>	<b>29:47</b>
<b>TOTAL NET YARDS</b>	<b>5219</b>	<b>5738</b>
Avg. Per Game	307.0	337.5
Total Plays	1097	1081
Avg. Per Play	4.8	5.3
<b>NET YARDS RUSHING</b>	<b>1568</b>	<b>1867</b>
Avg. Per Game	92.2	109.8
Total Rushes	442	425
<b>NET YARDS PASSING</b>	<b>3651</b>	<b>3871</b>
Avg. Per Game	214.8	227.7
Sacked/Yards Lost	40/285	48/380
Gross Yards	3936	4251
Attempts/Completions	615/404	608/373
Completion Pct.	65.7%	61.3%
Had Intercepted	14	14
<b>PUNTS/AVERAGE</b>	<b>78/44.7</b>	<b>75/44.1</b>
<b>NET PUNTING AVG.</b>	<b>40.1</b>	<b>40.2</b>
<b>PENALTIES/YARDS</b>	<b>105/825</b>	<b>109/991</b>
<b>FUMBLES/BALLS LOST</b>	<b>29/12</b>	<b>20/12</b>
<b>TOUCHDOWNS</b>	<b>39</b>	<b>40</b>
Rushing	12	16
Passing	21	23
Returns	6	1

SCORE BY QUARTERS	1	2	3	4	OT	Total
DOLPHINS	93	68	55	122	3	341
OPPONENTS	63	103	61	140	6	373

RUSHING	NO.	YDS.	AVG.	LG	TD
Gaskin	173	612	3.5	30	3
Johnson	71	330	4.6	27	3
Ahmed	54	149	2.8	16	0
Tagavailoa	42	128	3.0	23	3
Brown	33	125	3.8	24t	1
Lindsay	38	119	3.1	9	0
Brissett	19	70	3.7	19	1
Wilson	4	17	4.3	14	0
Williams	1	7	7.0	7	0
Laird	1	4	4.0	4	0
Waddle	2	3	1.5	2	1
Smythe	2	3	1.5	2	0
Palardy	1	1	1.0	1	0
Fejedelem	1	0	0.0	0	0
<b>DOLPHINS</b>	<b>442</b>	<b>1568</b>	<b>3.5</b>	<b>30</b>	<b>12</b>
<b>OPPONENTS</b>	<b>425</b>	<b>1867</b>	<b>4.4</b>	<b>46t</b>	<b>16</b>

RECEIVING	NO.	YDS.	AVG.	LG	TD
Waddle	104	1015	9.8	57	6
Gesicki	73	780	10.7	40	2
Gaskin	49	234	4.8	24t	4
Parker	40	515	12.9	42	2
Smythe	34	357	10.5	25	0
Wilson	25	213	8.5	64	0
Hollins	14	223	15.9	65t	4
Ford	12	161	13.4	52	2
Ahmed	12	117	9.8	18	0
Shahean	12	110	9.2	21	0
Williams	6	71	11.8	34	0
Johnson	4	41	10.3	20	0
Fuller	4	26	6.5	10	0
Laird	3	17	5.7	10	0
Brown	3	10	3.3	7	0
Carter	2	16	8.0	8	0
Grant	2	-7	-3.5	0	0
Merritt	1	13	13.0	13	0
Lindsay	1	8	8.0	8	0
Long	1	8	8.0	8	0
Lewis	1	7	7.0	7	0
Wilkins	1	1	1.0	1t	1

DOLPHINS	404	3936	9.7	65t	21
<b>OPPONENTS</b>	<b>373</b>	<b>4251</b>	<b>11.4</b>	<b>64</b>	<b>23</b>

INTERCEPTIONS	NO.	YDS.	AVG.	LG	TD
Howard	5	54	10.8	37t	1
Needham	2	28	14.0	28t	1
Holland	2	0	0.0	0	0
Coleman	2	0	0.0	0	0
Roberts	1	85	85.0	85t	1
Br. Jones	1	8	8.0	8	0
Baker	1	0	0.0	0	0
<b>DOLPHINS</b>	<b>14</b>	<b>175</b>	<b>12.5</b>	<b>85t</b>	<b>3</b>
<b>OPPONENTS</b>	<b>14</b>	<b>151</b>	<b>10.8</b>	<b>56</b>	<b>1</b>

PUNTING	NO.	YDS.	AVG.	LG	BK
Palardy	78	3489	44.7	65	0
<b>DOLPHINS</b>	<b>78</b>	<b>3489</b>	<b>44.7</b>	<b>65</b>	<b>0</b>
<b>OPPONENTS</b>	<b>75</b>	<b>3308</b>	<b>44.1</b>	<b>67</b>	<b>1</b>

PUNT RET.	NO.	YDS.	AVG.	LG	TD
Holland	12	92	7.7	16	0
Grant	8	59	7.4	18	0
Waddle	5	35	7.0	15	0
Lewis	3	4	1.3	5	0
Milton	1	0	0.0	0	0
<b>DOLPHINS</b>	<b>29</b>	<b>190</b>	<b>6.6</b>	<b>18</b>	<b>0</b>
<b>OPPONENTS</b>	<b>30</b>	<b>262</b>	<b>8.7</b>	<b>20</b>	<b>5</b>

KICKOFF RET.	NO.	YDS.	AVG.	LG	TD
Waddle	9	158	17.6	25	0
Lindsay	4	72	18.0	20	0
Grant	2	46	23.0	31	0
Gaskin	2	29	14.5	16	0
Lewis	1	23	23.0	23	0
Wilson	1	2	2.0	2	0
<b>DOLPHINS</b>	<b>19</b>	<b>330</b>	<b>17.4</b>	<b>31</b>	<b>0</b>
<b>OPPONENTS</b>	<b>21</b>	<b>435</b>	<b>20.7</b>	<b>31</b>	<b>0</b>

SCORING	Ru	Pa	Rt	PAT	FG	S	2P	TP
Sanders	0	0	0	34/35	23/31	0	0	103
Gaskin	3	4	0	0/0	0/0	0	0	42
Waddle	1	6	0	0/0	0/0	0	0	42
Hollins	0	4	0	0/0	0/0	0	0	24
Johnson	3	0	0	0/0	0/0	0	0	18
Tagavailoa	3	0	0	0/0	0/0	0	0	18
Gesicki	0	2	0	0/0	0/0	1	14	14
Parker	0	2	0	0/0	0/0	0	12	12
Ford	0	2	0	0/0	0/0	0	12	12
Howard	0	2	0	0/0	0/0	0	12	12
Brissett	1	0	0	0/0	0/0	0	6	6
Coleman	0	1	0	0/0	0/0	0	6	6
Brown	1	0	0	0/0	0/0	0	6	6
Roberts	0	1	0	0/0	0/0	0	6	6
Equavoen	0	1	0	0/0	0/0	0	6	6
Wilkins	0	1	0	0/0	0/0	0	6	6
Needham	0	1	0	0/0	0/0	0	6	6
Fuller	0	0	0	0/0	0/0	1	2	2
<b>DOLPHINS</b>	<b>12</b>	<b>21</b>	<b>6</b>	<b>34/35</b>	<b>23/31</b>	<b>0</b>	<b>2</b>	<b>341</b>
<b>OPPONENTS</b>	<b>16</b>	<b>23</b>	<b>1</b>	<b>38/39</b>	<b>31/37</b>	<b>0</b>	<b>0</b>	<b>373</b>

PASSING	ATT.	COMP.	YDS.	PCT.	TD	INT.	LG	SCK/LST	RATING
Tagavailoa	388	263	2653	67.8%	16	10	65t	20/152	90.1
Brissett	225	141	1283	62.7%	5	4	52	19/132	78.1
Gesicki	1	0	0	0.0%	0	0	0	0/0	39.6
Wilson	1	0	0	0.0%	0	0	0	1/1	39.6
<b>DOLPHINS</b>	<b>615</b>	<b>404</b>	<b>3936</b>	<b>65.7%</b>	<b>21</b>	<b>14</b>	<b>65t</b>	<b>40/285</b>	<b>85.4</b>
<b>OPPONENTS</b>	<b>608</b>	<b>373</b>	<b>4251</b>	<b>61.3%</b>	<b>23</b>	<b>14</b>	<b>64</b>	<b>48/380</b>	<b>85.4</b>

FIELD GOALS	1-19	20-29	30-39	40-49	50+
Sanders	0/0	6/6	7/9	8/10	2/6
<b>DOLPHINS</b>	<b>0/0</b>	<b>6/6</b>	<b>7/9</b>	<b>8/10</b>	<b>2/6</b>
<b>OPPONENTS</b>	<b>0/0</b>	<b>5/5</b>	<b>12/12</b>	<b>9/11</b>	<b>5/9</b>

TWO-POINT CONVERSIONS
Fuller, I., Gesicki 1
<b>DOLPHINS 2-3, OPPONENTS: 0-1</b>

SACKS
Ogbah 9.0, Phillips 8.5, Baker 5.5, Br. Jones 5.0, Wilkins 4.5, Van Ginkel 4.0, Holland 2.5, Sieler 2.0, Butler 2.0, Needham 1.0, Roberts 1.0, Howard 1.0, Team 1.0 Equavoen 0.5, Davis 0.5
<b>DOLPHINS 47.0, OPPONENTS: 39.0</b>

## USUAL STARTERS

OFFENSE
WR - *Jaylen Waddle (16), Isaiah Ford (2)
LT - *Liam Eichenberg (14), Austin Jackson (3)
LG - Austin Jackson (13), Jesse Davis (2), Solomon Kinley (2)
C - Michael Deiter (8), Austin Reiter (5), Greg Manz (4)
RG - Robert Hunt (7)
RT - Jesse Davis (14), *Liam Eichenberg (2), *Robert Jones (1)
TE - Durham Smythe (12), Adam Shahean (7)
2TE - Mike Gesicki (9), Hunter Long (2), Cethan Carter (1)
WR - DeVante Parker (8), Albert Wilson (5), WR - Preston Williams (3), Mack Hollins (3)
QB - Tua Tagavailoa (12), Jacoby Brissett (5)
RB - Myles Gaskin (10), Duke Johnson (4), RB - Malcolm Brown (3)

DEFENSE
DE - Emmanuel Ogbah (11), Zach Sieler (9)
DT - Raekwon Davis (14), John Jenkins (2), Adam Butler (1)
DE - Christian Wilkins (17)
LB - Andrew Van Ginkel (14), *Jaelan Phillips (5)
LB - Jerome Baker (16), Duke Riley (3)
LB - Elandon Roberts (15), Brennan Scarlett (4)
CB - Xavien Howard (16)
CB - Byron Jones (16)
3CB - Nik Needham (5), Justin Coleman (4), Noah Igbinioghene (1)
S - Brandon Jones (13), Eric Rowe (4)
S - *Jevon Holland (13), Jason McCourty (4)

\* Indicates Rookie

# 2022 FINAL STATISTICS (9-8)

DATE	OPPONENT	SCORE	W/L	ATT.
9/12	NEW ENGLAND	20-7	W	65,786
9/19	at Baltimore	42-38	W	70,582
9/26	BUFFALO	21-19	W	66,206
10/3	at Cincinnati	15-27	L	67,260
10/10	at N.Y. Jets	17-40	L	82,500
10/17	MINNESOTA	16-24	L	66,100
10/24	PITTSBURGH	16-10	W	66,224
10/31	at Detroit	31-27	W	61,447
11/7	at Chicago	35-32	W	62,377
11/11	CLEVELAND	39-17	W	66,563
11/21	HOUSTON	30-15	W	66,205
11/28	at San Francisco	17-33	L	71,732
12/5	at L.A. Chargers	17-23	L	70,240
12/19	at Buffalo	29-32	L	70,794
12/27	GREEN BAY	20-26	L	66,328
1/2	at New England	21-23	L	65,878
1/9	N.Y. JETS	11-6	W	66,429

TEAM STATISTICS		MIA.	OPP.
<b>TOTAL FIRST DOWNS</b>		<b>342</b>	<b>336</b>
Rushing	93	98	
Passing	220	200	
Penalty	29	38	
3rd Down: Made/Att	71/196	97/233	
3rd Down Pct.	36.2%	41.6%	
4th Down: Made/Att	13/24	15/31	
4th Down Pct.	54.2%	48.4%	
<b>POSSESSION AVG.</b>	<b>29:20</b>	<b>30:40</b>	
<b>TOTAL NET YARDS</b>	<b>6197</b>	<b>5743</b>	
Avg. Per Game	364.5	337.8	
Total Plays	1009	1086	
Avg. Per Play	6.1	5.3	
<b>NET YARDS RUSHING</b>	<b>1686</b>	<b>1751</b>	
Avg. Per Game	99.2	103	
Total Rushes	390	422	
<b>NET YARDS PASSING</b>	<b>4511</b>	<b>3992</b>	
Avg. Per Game	265.4	234.8	
Sacked/Yards Lost	35/254	40/290	
Gross Yards	4765	4282	
Attempts/Completions	584/368	624/416	
Completion Pct.	63.0%	66.7%	
Had Intercepted	15	8	
<b>PUNTS/AVERAGE</b>	<b>61/46.4</b>	<b>67/43.7</b>	
<b>NET PUNTING AVG.</b>	<b>40.6</b>	<b>41.4</b>	
<b>PENALTIES/YARDS</b>	<b>111/881</b>	<b>84/799</b>	
<b>FUMBLES/BALLS LOST</b>	<b>16/6</b>	<b>20/6</b>	
<b>TOUCHDOWNS</b>	<b>46</b>	<b>45</b>	
Rushing	12	15	
Passing	30	27	
Returns	4	3	

SCORE BY QUARTERS	1	2	3	4	OT	Total
DOLPHINS	77	151	87	82	0	397
OPPONENTS	84	140	59	116	0	399

RUSHING	NO.	YDS.	AVG.	LG	TD
Mostert	181	891	4.9	67	3
J.Wilson	84	392	4.7	28	3
Edmonds	42	120	2.9	28	2
Tagovailoa	24	70	2.9	18	0
Ahmed	12	64	5.3	11t	1
Hill	7	32	4.6	10	1
Bridgewater	3	27	9	11	0
Gaskin	10	26	2.6	10	0
Waddle	3	26	8.7	9	0
Thompson	14	21	1.5	9	0
Ingold	6	8	1.3	2	1
C.Wilson	1	8	8	8	0
Smythe	2	1	0.5	1t	1
Fejedelem	1	0	0	0	0
<b>DOLPHINS</b>	<b>390</b>	<b>1686</b>	<b>4.3</b>	<b>67</b>	<b>12</b>
<b>OPPONENTS</b>	<b>422</b>	<b>1751</b>	<b>4.1</b>	<b>79t</b>	<b>15</b>

RECEIVING	NO.	YDS.	AVG.	LG	TD
Hill	119	1710	14.4	64	7
Waddle	75	1356	18.1	84t	8
Gesicki	32	362	11.3	32	5
Mostert	31	202	6.5	25	2
Sherfield	30	417	13.9	75t	2
Smythe	15	129	8.6	26	1
Ingold	15	105	7	17	1
C.Wilson	12	136	11.3	21	0
J.Wilson	12	94	7.8	14	1
Edmonds	10	96	9.6	15	1
Cracraft	9	102	11.3	22	2
Gaskin	4	28	7	16	0
B.Sanders	2	17	8.5	13	0
Ahmed	1	8	8	8	0
Ezukanma	1	3	3	3	0
<b>DOLPHINS</b>	<b>368</b>	<b>4765</b>	<b>12.9</b>	<b>84t</b>	<b>30</b>
<b>OPPONENTS</b>	<b>416</b>	<b>4282</b>	<b>10.3</b>	<b>79</b>	<b>27</b>

INTERCEPTIONS	NO.	YDS.	AVG.	LG	TD
Holland	2	64	32	33	0
Van Ginkel	1	23	23	23	0
McKinley	1	17	17	17	0
Bethel	1	11	11	11	0
Howard	1	0	0	0	0
Igbinoghene	1	0	0	0	0
Kohou	1	0	0	0	0
<b>DOLPHINS</b>	<b>8</b>	<b>115</b>	<b>14.4</b>	<b>33</b>	<b>0</b>
<b>OPPONENTS</b>	<b>15</b>	<b>166</b>	<b>11.1</b>	<b>46</b>	<b>1</b>

PUNTING	NO.	YDS.	AVG.	LG	BK
Mostert	61	2828	46.4	66	0
<b>DOLPHINS</b>	<b>61</b>	<b>2828</b>	<b>46.4</b>	<b>66</b>	<b>0</b>
<b>OPPONENTS</b>	<b>67</b>	<b>2925</b>	<b>43.7</b>	<b>73</b>	<b>1</b>

PUNT RET.	NO.	YDS.	AVG.	LG	TD
C.Wilson	13	97	7.5	15	0
Holland	4	18	4.5	8	0
Hill	2	-4	-2	0	0
<b>DOLPHINS</b>	<b>19</b>	<b>111</b>	<b>5.8</b>	<b>15</b>	<b>0</b>
<b>OPPONENTS</b>	<b>30</b>	<b>312</b>	<b>10.4</b>	<b>26</b>	<b>0</b>

KICKOFF RET.	NO.	YDS.	AVG.	LG	TD
Mostert	25	502	20.1	31	0
Smythe	2	27	13.5	18	0
Ingold	2	20	10	12	0
<b>DOLPHINS</b>	<b>29</b>	<b>549</b>	<b>18.9</b>	<b>31</b>	<b>0</b>
<b>OPPONENTS</b>	<b>26</b>	<b>724</b>	<b>27.8</b>	<b>103t</b>	<b>1</b>

SCORING	Ru	Pa	Rt	PAT	FG	S	2	TP
J.Sanders	0	0	0	41/44	26/32	0	0	119
Hill	1	7	1	0/0	0/0	0	0	54
Waddle	0	8	0	0/0	0/0	0	0	48
Mostert	3	2	0	0/0	0/0	0	0	30
Gesicki	0	5	0	0/0	0/0	0	0	30
J.Wilson	3	1	0	0/0	0/0	0	0	24
Edmonds	2	1	0	0/0	0/0	0	0	18
Cracraft	0	2	0	0/0	0/0	0	0	12
Smythe	1	1	0	0/0	0/0	0	0	12
Ingold	1	1	0	0/0	0/0	0	0	12
Sherfield	0	2	0	0/0	0/0	0	0	12
Van Ginkel	0	0	1	0/0	0/0	0	0	6
Ahmed	1	0	0	0/0	0/0	0	0	6
Ingram	0	0	1	0/0	0/0	0	0	6
Howard	0	0	1	0/0	0/0	0	0	6
<b>DOLPHINS</b>	<b>12</b>	<b>30</b>	<b>4</b>	<b>41/44</b>	<b>26/32</b>	<b>1</b>	<b>0</b>	<b>397</b>
<b>OPPONENTS</b>	<b>15</b>	<b>27</b>	<b>3</b>	<b>38/40</b>	<b>27/29</b>	<b>2</b>	<b>0</b>	<b>399</b>

FIELD GOALS	1-19	20-29	30-39	40-49	50+
J.Sanders	0/0	5/6	7/7	12/13	2/6
<b>DOLPHINS</b>	<b>0/0</b>	<b>5/6</b>	<b>7/7</b>	<b>12/13</b>	<b>2/6</b>
<b>OPPONENTS</b>	<b>1/1</b>	<b>6/6</b>	<b>11/12</b>	<b>7/7</b>	<b>2/3</b>

TWO-POINT CONVERSIONS
None
<b>DOLPHINS 0-2, OPPONENTS: 3-5</b>

SACKS
J.Philips 7.0, M.Ingram 6.0, E.Roberts 4.5, J.Baker 4.0, Z.Sieler 3.5, C.Wilkins 3.5, B.Chubb 2.5, B.Jones 2.0, E.Rowe 2.0, J.Holland 1.5, R.Davis 1.0, E.Ogbah 1.0, D.Riley 1.0, A.Van Ginkel 0.5
<b>DOLPHINS 40.0, OPPONENTS: 35.0</b>

## USUAL STARTERS

OFFENSE
WR - Jaylen Waddle (17)
LT - Terron Armstead (13), Greg Little (3), Kendall Lamm (1)
LG - Liam Eichenberg (10), Robert Jones (7)
C - Connor Williams (17)
RG - Robert Hunt (17)
RT - Brandon Shell (11), Greg Little (4), Austin Jackson (2)
TE - Durham Smythe (15), Mike Gesicki (1)
QB - Tyreek Hill (7), Trent Sherfield (4)
WR - Tua Tagovailoa (13), Teddy Bridgewater (2), Skylar Thompson (2)
RB - Raheem Mostert (14), Chase Edmonds (2), Jeff Wilson Jr. (1)
FB - Alec Ingold (14)

DEFENSE
DE - Christian Wilkins (17)
DT - Raekwon Davis (15), Justin Zimmer (1)
DE - Zach Sieler (15), Emmanuel Ogboh (3)
LB - Bradley Chubb (7), Andrew Van Ginkel (5), Melvin Ingram (3)
LB - Jerome Baker (17)
LB - Elandon Roberts (17)
LB - Jaelan Phillips (15), Duke Riley (2)
CB - *Kader Kohou (13), Nik Needham (5)
CB - Xavien Howard (15), Keion Crossen (2), Noah Igbinoghene (2)
S - Jevon Holland (7)
S - Brandon Jones (7), Eric Rowe (6), Verone McKinley III (2), Elijah Campbell (1)

\* Indicates Rookie

PASSING	ATT.	COMP.	YDS.	PCT.	TD	INT.	LG	SCK/LST	RATING
Tagovailoa	400	259	3548	64.8%	25	8	84t	21/163	105.5
Bridgewater	79	49	683	62.0%	4	4	64	7/45	85.6
Thompson	105	60	534	57.1%	1	3	32	6/40	62.2
C.Wilson	0	0	0	0.0%	0	0	0	1/6	0.0
<b>DOLPHINS</b>	<b>584</b>	<b>368</b>	<b>4765</b>	<b>63.0%</b>	<b>30</b>	<b>15</b>	<b>84t</b>	<b>35/254</b>	<b>95.0</b>
<b>OPPONENTS</b>	<b>624</b>	<b>416</b>	<b>4282</b>	<b>66.7%</b>	<b>27</b>	<b>8</b>	<b>79</b>	<b>40/290</b>	<b>95.3</b>

# DOLPHINS INDIVIDUAL RECORDS

The following individual records relate solely to service with the Miami Dolphins. They include National Football League regular-season statistics only – with the exception of those single-game records marked by "\*" or "\*\*."

\*Playoff game \*\*Super Bowl

1966-77: 14 games 1983-86: 16 games 1978-81: 16 games 1987: 15 games 1982: 9 games 1988-2020: 16 games 2021-Present: 17 games

## SERVICE

### MOST SEASONS

17	Dan Marino (1983-99)
15	Bob Kuechenberg (1970-84)
14	Bob Griese (1967-80)
14	Don Strock (1974-87)
14	John Denney (2005-18)
13	Nat Moore (1974-86)
13	Jason Taylor (1997-2007, 2009, 2011)
12	Larry Little (1969-80)
12	Ed Newman (1973-84)
12	Bruce Hardy (1978-89)
12	Jim Jensen (1981-92)
12	Zach Thomas (1996-2007)

### MOST GAMES PLAYED

242	Dan Marino (1983-99)
224	John Denney (2005-18)
204	Jason Taylor (1997-2007, 2009, 2011)
196	Bob Kuechenberg (1970-84)
183	Nat Moore (1974-86)
168	Zach Thomas (1996-2007)
167	Ed Newman (1973-85)
166	Vern Den Herder (1971-82)
164	Jim Jensen (1981-92)
164	Richmond Webb (1990-00)
163	Don Strock (1974-87)
161	Bob Griese (1967-80)
159	Larry Little (1969-80)
157	Tim Bowens (1994-04)
156	Tim Ruddy (1994-03)
155	Olindo Mare (1997-2006)
151	Bruce Hardy (1978-89)

### MOST CONSECUTIVE GAMES PLAYED

224	John Denney (1st in 2005 through 16th in 2018)
130	Jason Taylor (15th in 1999 through 16th in 2007)
128	Jim Langer (10th in 1970 through 9th in 1979)
128	Brandon Fields (1st in 2007 through 16th in 2014)
127	Garo Yepremian (2nd in 1970 through 16th in 1978)
125	Bob Baumhower (1st in 1977 through 14th in 1984)
118	Richmond Webb (3rd in 1991 through 8th in 1998)
116	Olindo Mare (1st in 1997 through 4th in 2004)
107	Dwight Stephenson (1st in 1980 through 2nd in 1987)
104	Jeff Cross (1st in 1988 through 8th in 1994)
104	Tim Bowens (1st in 1994 through 8th in 2000)
104	Vernon Carey (4th in 2004 through 12th in 2010)

### MOST STARTS

240	Dan Marino (1983-99)
186	Jason Taylor (1997-2007, 2009, 2011)
176	Bob Kuechenberg (1970-84)
168	Zach Thomas (1996-2007)
162	Richmond Webb (1990-2000)
155	Tim Bowens (1994-04)
152	Bob Griese (1967-80)
152	Larry Little (1969-80)
144	Vern Den Herder (1971-82)
140	Tim Ruddy (1994-2003)

### MOST CONSECUTIVE STARTS

130	Jason Taylor (15th in 1999 through 16th in 2007)
118	Richmond Webb (3rd in 1991 through 8th in 1998)
109	Jim Langer (1st in 1972 through 9th in 1979)
95	Dan Marino (6th in 1987 through 5th in 1993)
92	Tim Bowens (3rd in 1994 through 14th in 1999)
91	Norm Evans (3rd in 1969 through 9th in 1975)
87	Dick Anderson (12th in 1968 through 14th in 1974)
87	Vernon Carey (7th in 2005 through 12th in 2010)
86	Bob Baumhower (1st in 1977 through 8th in 1982)
84	Jake Scott (1st in 1970 through 14th in 1975)
81	Vern Den Herder (1st in 1972 through 11th in 1977)
81	Jeff Cross (16th in 1988 through 16th in 1993)
81	Keith Sims (11th in 1991 through 11th in 1996)
80	Randy McMichael (1st in 2002 through 16th in 2006)

### MOST PRO BOWLS

9	Dan Marino (1983-87, 1991-92, 1994-95)
7	Richmond Webb (1990-96)
7	Zach Thomas (1999-2003, 2005-06)
6	Bob Griese (1970-71, 1973-74, 1977-78)
6	Jim Langer (1973-78)
6	Bob Kuechenberg (1974-75, 1977-78, 1982-83)
6	Jason Taylor (2000, 2002, 2004-07)
5	Larry Csonka (1970-74)
5	Paul Warfield (1970-74)
5	Jake Scott (1971-75)
5	Bob Baumhower (1979, 1981-84)
5	Dwight Stephenson (1983-87)
5	John Offerdahl (1986-90)
5	Mark Clayton (1984-86, 1988, 1991)
5	Cameron Wake (2010, 2012-14, 2016)

### MOST CONSECUTIVE PRO BOWLS

7	Richmond Webb (1990-96)
6	Jim Langer (1973-78)
5	Larry Csonka (1970-74)
5	Paul Warfield (1970-74)
5	Jake Scott (1971-75)
5	Dan Marino (1983-87)
5	Dwight Stephenson (1983-87)
5	John Offerdahl (1986-90)
5	Zach Thomas (1999-2003)

### MOST PRO BOWL STARTS

7	Dan Marino (1983-86, 1992, 1994-95)
5	Jim Langer (1973-77)
5	Jason Taylor (2000, 2002, 2004-06)
4	Dwight Stephenson (1983-86)
4	John Offerdahl (1986, 1988-90)
4	Richmond Webb (1992-95)
4	Cameron Wake (2010, 2012, 2014, 2016)
3	Larry Little (1972-74)
3	Jake Scott (1972-73, 1975)
3	Bob Baumhower (1979, 1981, 1983)
3	Sam Madison (1999-2001)
3	Zach Thomas (1999, 2002, 2006)
3	Jake Long (2009-11)
3	<b>Xavien Howard (2018, 20-21)</b>

## MOST CONSECUTIVE PRO BOWL STARTS

5	Jim Langer (1973-77)
4	Dwight Stephenson (1983-86)
4	Dan Marino (1983-86)
4	Richmond Webb (1992-95)
3	Larry Little (1972-74)
3	John Offerdahl (1988-90)
3	Sam Madison (1999-2001)
3	Jason Taylor (2004-06)
3	Jake Long (2009-11)

## SCORING

### MOST POINTS

#### CAREER

1,048	Olindo Mare (1997-06), 313 XPs, 245 FGs
830	Garo Yepremian (1970-78), 335 XPs, 165 FGs
774	Pete Stoyanovich (1989-95), 246 XPs, 176 FGs
<b>559</b>	<b>Jason Sanders (2018-22), 175 XPs, 126 FGs, 1 TD</b>
540	Uwe von Schamann (1979-84), 237 XPs, 101 FGs

#### SEASON

144	Olindo Mare (1999), 27 XPs, 39 FGs
<b>144</b>	<b>Jason Sanders (2020), 36 XPs, 36 FGs</b>
128	Caleb Sturgis (2014), 41 XPs, 29 FGs
124	Pete Stoyanovich (1992), 34 XPs, 30 FGs
121	Pete Stoyanovich (1991), 28 XPs, 31 FGs

#### GAME

24	Paul Warfield (12/15/73 vs. Detroit), 4 TDs
24	Mark Ingram (11/27/94 at N.Y. Jets), 4 TDs
24	Ronnie Brown (9/21/08 at New England), 4 TDs

### MOST POINTS BY A ROOKIE

#### SEASON

116	Fuad Reveiz (1985), 50 XPs, 22 FGs
111	Caleb Sturgis (2013), 33 XPs, 26 FGs
103	Dan Carpenter (2008), 40 XPs, 21 FGs

### MOST CONSECUTIVE GAMES SCORING POINTS

121	Garo Yepremian (8th in 1970 through 16th in 1978)
-----	---

### MOST TOUCHDOWNS

#### CAREER

82	Mark Clayton (1983-92), 81 pass, 1 ret.
75	Nat Moore (1974-86), 74 pass, 1 run
59	Mark Duper (1982-92), 59 pass
57	Larry Csonka (1968-74, 1979), 53 run, 4 pass
54	Ricky Williams (2002-03, 2005, 2007-10), 48 run, 6 pass

#### SEASON

18	Mark Clayton (1984), 18 pass
17	Ricky Williams (2002), 16 run, 1 pass
16	Karim Abdul-Jabbar (1997), 15 run, 1 pass
16	Lamar Smith (2000), 14 run, 2 pass
14	Mark Clayton (1988), 14 pass

#### GAME

4	Paul Warfield (12/15/73 vs. Detroit), 4 pass
4	Mark Ingram (11/27/94 at N.Y. Jets), 4 pass
4	Ronnie Brown (9/21/08 at New England), 4 run

### MOST TOUCHDOWNS BY A ROOKIE

#### SEASON

13	Ron Davenport (1985), 11 run, 2 pass
11	Karim Abdul-Jabbar (1996), 11 run
8	Andra Franklin (1981), 7 run, 1 pass
7	Larry Csonka (1968), 6 run, 1 pass
7	Troy Stradford (1987), 6 run, 1 pass
7	Chris Chambers (2001), 7 pass
<b>7</b>	<b>Jaylen Waddle (2021), 1 run, 6 pass</b>

### GAME

3	Ronald Scott (10/11/87 vs. Kansas City), 3 run
3	Troy Stradford (12/7/87 vs. N.Y. Jets), 3 run
3	Sammie Smith (12/10/89 vs. New England), 3 run

### MOST CONSECUTIVE GAMES SCORING A TOUCHDOWN

6	Paul Warfield (4th through 9th in 1971)
6	Mark Clayton (13th through 16th in 1988 and 2nd through 3rd in 1989)
6	Ricky Williams (16th in 2002 and 1st through 5th in 2003)

### MOST FIELD GOALS

#### CAREER

245	Olindo Mare (1997-06), 303 att.
176	Pete Stoyanovich (1989-95), 222 att.
165	Garo Yepremian (1970-78), 242 att.
127	Dan Carpenter (2008-12), 155 att.
<b>126</b>	<b>Jason Sanders (2018-22), 152 att.</b>

#### SEASON

39	Olindo Mare (1999), 46 att.
<b>36</b>	<b>Jason Sanders (2020), 39 att.</b>
31	Pete Stoyanovich (1991), 37 att.
30	Pete Stoyanovich (1992), 37 att.
30	Dan Carpenter (2010), 41 att.

#### GAME

<b>7</b>	<b>Jason Sanders (12/8/19 at N.Y. Jets), 8 att.</b>
6	Olindo Mare (10/17/99 at New England), 6 att.
5	Garo Yepremian (9/26/71 at Buffalo), 6 att.
5	Olindo Mare (12/31/06 at Indianapolis), 5 att.
5	Dan Carpenter (10/24/10 vs. Pittsburgh), 5 att.
5	Dan Carpenter (10/31/10 at Cincinnati), 5 att.
<b>5</b>	<b>Jason Sanders (10/4/20 vs. Seattle), 5 att.</b>
<b>5</b>	<b>Jason Sanders (10/11/20 at San Francisco), 5 att.</b>

### MOST FIELD GOALS BY A ROOKIE

#### SEASON

26	Caleb Sturgis (2013), 34 att.
22	Fuad Reveiz (1985), 27 att.
21	Uwe von Schamann (1979), 29 att.
21	Dan Carpenter (2008), 25 att.

#### GAME

4	Dan Carpenter (11/2/08 at Denver), 4 att.
<b>4</b>	<b>Jason Sanders (11/11/18 at Green Bay), 4 att.</b>
3	16 times (last – Jason Sanders, 10/25/18 at Houston)

### MOST CONSECUTIVE GAMES SCORING A FIELD GOAL

20	Garo Yepremian (10th in 1970 through 1st in 1972)
20	Olindo Mare (7th in 1998 through 10th in 1999)

### MOST CONSECUTIVE FIELD GOALS

<b>22</b>	<b>Jason Sanders (16th in 2019 through 9th in 2020)</b>
19	Olindo Mare (3rd through 7th in 1999)
17	Dan Carpenter (2nd through 12th in 2009)
16	Garo Yepremian (8th through 16th in 1978)
16	Olindo Mare (7th through 16th in 2000)

### HIGHEST FIELD GOAL PERCENTAGE

#### CAREER (min: 50 att.)

<b>82.9</b>	<b>Jason Sanders (2018-22), 126 of 152</b>
81.9	Dan Carpenter (2008-12), 127 of 155
80.9	Olindo Mare (1997-06), 245 of 303
79.3	Pete Stoyanovich (1989-95), 176 of 222
77.5	Caleb Sturgis (2013-14), 55 of 71

#### SEASON (min: 15 att.)

<b>92.3</b>	<b>Jason Sanders (2020), 36 of 39</b>
91.3	Jay Feely (2007), 21 of 23

91.3	Cody Parkey (2017), 21 of 32
90.5	Olindo Mare (2001), 19 of 21
90.3	Olindo Mare (2000), 28 of 31

### LONGEST FIELD GOALS

60	Dan Carpenter (12/5/10 vs. Cleveland)
59	Pete Stoyanovich (11/12/89 at N.Y. Jets)
*58	Pete Stoyanovich (1/5/91 vs. Kansas City)
58	Dan Carpenter (1/1/12 vs. N.Y. Jets)
<b>56</b>	<b>Jason Sanders (11/8/20 at Arizona)</b>

### LONGEST FIELD GOALS BY A ROOKIE

59	Pete Stoyanovich (11/12/89 at N.Y. Jets)
54	Caleb Sturgis (9/15/13 at Indianapolis)
53	Uwe von Schamann (10/21/79 at New England)
53	Andrew Franks (10/25/15 vs. Houston)
52	Caleb Sturgis (10/27/13 at New England)

### MOST POINTS AFTER TOUCHDOWN

#### CAREER

335	Garó Yepremian (1970-78), 351 att.
313	Olindo Mare (1997-06), 318 att.
246	Pete Stoyanovich (1989-95), 250 att.

#### SEASON

66	Uwe von Schamann (1984), 70 att.
52	Fuad Reveiz (1986), 55 att.
50	Fuad Reveiz (1985), 52 att.

#### GAME

7	Garó Yepremian (11/12/72 vs. New England), 7 att.
7	Garó Yepremian (11/24/77 at St. Louis), 8 att.
7	Pete Stoyanovich (9/3/95 vs. N.Y. Jets), 7 att.
7	Olindo Mare (9/8/02 vs. Detroit), 7 att.

### MOST POINTS AFTER TOUCHDOWN BY A ROOKIE

#### SEASON

50	Fuad Reveiz (1985), 52 att.
40	Dan Carpenter (2008), 40 att.
38	Pete Stoyanovich (1989), 39 att.

### MOST CONSECUTIVE POINTS AFTER TOUCHDOWN

110	Garó Yepremian (7th in 1972 to 2nd in 1975)
110	Pete Stoyanovich (16th in 1992 to 16th in 1995)

### HIGHEST POINT AFTER TOUCHDOWN PCT.

#### CAREER (min: 150 att.)

99.4	Dan Carpenter (2008-12), 154 of 155
98.43	Olindo Mare (1997-06), 313 of 318
98.40	Pete Stoyanovich (1989-95), 246 of 250
<b>96.7</b>	<b>Jason Sanders (2018-22), 175 of 181</b>
95.3	Fuad Reveiz (1985-88), 161 of 169

### MOST TWO-POINT CONVERSIONS

#### CAREER

2	Irving Fryar (1993-95), 2 pass
2	Marty Booker (2004-07), 2 pass
2	Jarvis Landry (2014-16), 2 pass
2	Preston Williams (2019-21), 2 pass

#### SEASON

2	Irving Fryar (1994), 2 pass
2	Marty Booker (2006), 2 pass
2	Preston Williams (2020), 2 pass

## RUSHING

### MOST RUSHING YARDS

#### CAREER

6,737	Larry Csonka (1968-74, 1979), 1,506 att.
6,436	Ricky Williams (2002-03, 2005, 2007-10), 1,509 att.
4,815	Ronnie Brown (2005-10), 1,128 att.

3,877	Mercury Morris (1969-75), 754 att.
3,644	Jim Kick (1968-74), 997 att.

### SEASON

1,853	Ricky Williams (2002), 4.8 per carry
1,372	Ricky Williams (2003), 3.5 per carry
1,272	Jay Ajayi (2016), 4.9 per carry
1,258	Delvin Williams (1978), 4.6 per carry
1,139	Lamar Smith (2000), 3.7 per carry
1,121	Ricky Williams (2009), 4.7 per carry
1,117	Larry Csonka (1972), 5.2 per carry
1,116	Karim Abdul-Jabbar (1996), 3.6 per carry
1,099	Lamar Miller (2014), 5.1 per carry
1,086	Reggie Bush (2011), 5.0 per carry
1,051	Larry Csonka (1971), 5.4 per carry
1,008	Ronnie Brown (2006), 4.2 per carry
1,003	Larry Csonka (1973), 4.6 per carry
1,000	Mercury Morris (1972), 5.3 per carry

### GAME

228	Ricky Williams (12/1/02 at Buffalo), 27 att.
216	Ricky Williams (12/9/02 vs. Chicago), 31 att.
214	Jay Ajayi (10/23/16 vs. Buffalo), 28 att.
*209	Lamar Smith (12/30/00 vs. Indianapolis), 40 att.
206	Jay Ajayi (12/24/16 at Buffalo), 32 att.
204	Jay Ajayi (10/16/16 vs. Pittsburgh), 25 att.
203	Reggie Bush (12/18/11 at Buffalo), 25 att.

### MOST RUSHING YARDS BY A ROOKIE

#### SEASON

1,116	Karim Abdul-Jabbar (1996), 3.6 per carry
907	Ronnie Brown (2005), 4.4 per carry
711	Andra Franklin (1981), 3.5 per carry
659	Sammie Smith (1989), 3.3 per carry
621	Jim Kick (1968), 3.8 per carry

### GAME

169	Troy Stradford (11/22/87 at Dallas), 17 att.
152	Karim Abdul-Jabbar (12/22/96 at N.Y. Jets), 30 att.
140	Leroy Harris (12/5/77 vs. Baltimore), 17 att.
132	Ronnie Brown (9/25/05 vs. Carolina), 23 att.
124	Karim Abdul-Jabbar (9/15/96 vs. N.Y. Jets), 23 att.

### MOST RUSHING ATTEMPTS

#### CAREER

1,509	Ricky Williams (2002-03, 2005, 2007-10)
1,506	Larry Csonka (1968-74, 1979)
1,128	Ronnie Brown (2005-10)
997	Jim Kick (1968-74)
888	Karim Abdul-Jabbar (1996-99)

#### SEASON

392	Ricky Williams (2003)
383	Ricky Williams (2002)
313	Lamar Smith (2001)
309	Lamar Smith (2000)
307	Karim Abdul-Jabbar (1996)

### GAME

42	Ricky Williams (9/21/03 vs. Buffalo), 153 yards
*40	Lamar Smith (12/30/00 vs. Indianapolis), 209 yards
36	Ricky Williams (10/6/02 vs. New England), 105 yards
36	Ricky Williams (11/16/03 vs. Baltimore), 105 yards
34	Ricky Williams (9/14/03 at N.Y. Jets), 125 yards
**33	Larry Csonka (1/13/74 vs. Minnesota), 145 yards
33	Karim Abdul-Jabbar (9/20/98 vs. Pittsburgh), 108 yards

### MOST RUSHING ATTEMPTS BY A ROOKIE

#### SEASON

307	Karim Abdul-Jabbar (1996)
207	Ronnie Brown (2005)
201	Andra Franklin (1981)
200	Sammie Smith (1989)

165	Jim Kiick (1968)
165	Daniel Thomas (2011)

#### GAME

31	J.J. Johnson (11/21/99 vs. New England), 106 yards
30	Troy Stradford (12/7/87 vs. N.Y. Jets), 120 yards
30	Karim Abdul-Jabbar (12/22/96 at N.Y. Jets), 152 yards
29	Karim Abdul-Jabbar (11/3/96 at New England), 104 yards
27	Karim Abdul-Jabbar (12/16/96 vs. Buffalo), 76 yards

#### MOST RUSHING TOUCHDOWNS

##### CAREER

53	Larry Csonka (1968-74, 1979)
48	Ricky Williams (2002-03, 2005, 2007-10)
36	Ronnie Brown (2005-10)
33	Karim Abdul-Jabbar (1996-99)
29	Mercury Morris (1969-75)

##### SEASON

16	Ricky Williams (2002)
15	Karim Abdul-Jabbar (1997)
14	Lamar Smith (2000)
12	Mercury Morris (1972)
12	Don Nottingham (1975)
12	Larry Csonka (1979)

#### GAME

4	Ronnie Brown (9/21/08 at New England), 2,15,5,6,2
3	Jim Kiick (12/20/70 vs. Buffalo), 4,2,2
3	Mercury Morris (11/12/72 vs. New England), 4,4,6
3	Mercury Morris (9/30/73 vs. New England), 24,70,35
*3	Larry Csonka (12/30/73 vs. Oakland), 11,2,2
3	Don Nottingham (11/3/74 vs. Atlanta), 1,2,1
3	Don Nottingham (10/5/75 at Green Bay) 11,1,11
3	Don Nottingham (10/26/75 at Buffalo), 1,1,1
3	Larry Csonka (9/23/79 vs. Chicago), 12,9,1
3	Larry Csonka (11/29/79 vs. New England), 1,1,1
3	Ronald Scott (10/11/87 vs. Kansas City), 2,4,3
3	Troy Stradford (12/7/87 vs. N.Y. Jets), 1,1,1
3	Sammie Smith (12/10/89 vs. New England), 1,7,2
3	Bernie Parmalee (12/25/94 vs. Detroit), 1,1,6
3	Karim Abdul-Jabbar (10/19/97 at Baltimore), 5,5,6
3	Karim Abdul-Jabbar (11/23/97 at New England), 1,1,1
3	Ricky Williams (10/25/09 vs. New Orleans), 4,6,4

#### MOST RUSHING TOUCHDOWNS BY A ROOKIE

##### SEASON

11	Ron Davenport (1985)
11	Karim Abdul-Jabbar (1996)
7	Andra Franklin (1981)
6	Larry Csonka (1968)
6	Troy Stradford (1987)
6	Sammie Smith (1989)

#### GAME

3	Ronald Scott (10/11/87 vs. Kansas City)
3	Troy Stradford (12/7/87 vs. N.Y. Jets)
3	Sammie Smith (12/10/89 vs. New England)

#### MOST CONSECUTIVE GAMES WITH A RUSHING TD

5	Mercury Morris (6th through 10th in 1972)
5	Don Nottingham (2nd through 6th in 1975)
5	Pete Johnson (8th through 12th in 1984)
5	Karim Abdul-Jabbar (10th through 14th in 1997)

#### HIGHEST RUSHING AVERAGE

##### CAREER (min: 300 att.)

5.1	Mercury Morris (1969-75), 754 att.
4.8	Tony Nathan (1979-87), 732 att.
4.7	Reggie Bush (2011-12), 443 att.
4.60	Kenyan Drake (2016-19), 333 att.
4.59	Lamar Miller (2012-15), 638 att.

#### SEASON (min: 100 att.)

6.4	Mercury Morris (1973), 149/954 yards
5.4	Larry Csonka (1971), 195/1,051 yards
5.3	Mercury Morris (1972), 190/1,000 yards
5.3	Tony Nathan (1981), 147/782 yards
5.2	Larry Csonka (1972), 213/1,117 yards

#### GAME (min: 10 att.)

13.1	Mercury Morris (9/30/73 vs. New England) 15/197
12.6	Abner Haynes (9/17/67 vs. Denver), 12/151
12.6	Delvin Williams (11/9/80 at Los Angeles), 12/151

#### MOST 100-YARD RUSHING GAMES

##### CAREER

24	Ricky Williams (2002-03, 2005, 2007-10)
15	Larry Csonka (1968-74, 1979)
15	Ronnie Brown (2005-10)
10	Mercury Morris (1969-75)
9	Karim Abdul-Jabbar (1996-99)

##### SEASON

10	Ricky Williams (2002)
7	Ricky Williams (2003)
5	Delvin Williams (1978)
5	Reggie Bush (2011)
4	Larry Csonka (1972)
4	Karim Abdul-Jabbar (1996)
4	Lamar Smith (2000)
4	Ronnie Brown (2006)
4	Ronnie Brown (2007)
4	Ricky Williams (2009)
4	Jay Ajayi (2016)

#### MOST 100-YARD RUSHING GAMES BY A ROOKIE

4	Karim Abdul-Jabbar (1996)
3	Benny Malone (1974)
3	Troy Stradford (1987)
2	Jim Kiick (1968)
2	Leroy Harris (1977)
2	Ronnie Brown (2005)

#### MOST CONSECUTIVE 100-YARD RUSHING GAMES

5	Ricky Williams (10th through 14th in 2002)
4	Ronnie Brown (3rd through 6th in 2007)
4	Reggie Bush (12th through 15th in 2011)
3	Ricky Williams (1st through 3rd in 2002)
3	Ricky Williams (10th through 12th in 2003)
3	Ricky Williams (9th through 11th in 2009)
3	Jay Ajayi (6th through 8th in 2016)
2	Larry Csonka (11th through 12th in 1970)
2	Benny Malone (7th through 8th in 1974)
2	Don Nottingham (2nd through 3rd in 1975)
2	Mercury Morris (5th through 6th in 1975)
2	Benny Malone (7th through 8th in 1976)
2	Benny Malone (4th through 5th in 1977)
2	Andra Franklin (5th through 6th in 1982)
2	Mark Higgs (1st through 2nd in 1991)
2	Bernie Parmalee (7th through 8th in 1994)
2	Ricky Williams (2nd through 3rd in 2003)
2	Ricky Williams (14th through 15th in 2003)
2	Ricky Williams (15th through 16th in 2005)
2	Ronnie Brown (15th through 16th in 2006)
2	Ronnie Brown (3rd through 4th in 2008)
2	Lamar Miller (5th through 6th in 2015)
2	Kenyan Drake (12th through 13th in 2017)

#### LONGEST RUNS FROM SCRIMMAGE

97t	Lamar Miller (12/28/14 vs. N.Y. Jets)
85t	Lamar Miller (10/25/15 vs. Houston)
77t	Leroy Harris (12/5/77 vs. Baltimore)
77t	Keith Byars (11/25/93 at Dallas)
76t	Reggie Bush (12/18/11 at Buffalo)
75t	Kalen Ballage (12/16/18 at Minnesota)

71t	Jerris McPhail (10/27/97 vs. Chicago)
70t	Mercury Morris (9/30/73 vs. New England)
70	Mercury Morris (10/15/73 at Cleveland)
69	Damien Williams (11/19/17 vs. Tampa Bay)
68t	Lamar Smith (10/23/00 at N.Y. Jets)
68t	James McKnight (10/5/03 at N.Y. Giants)
68t	Ricky Williams (10/25/09 vs. New Orleans)
<b>67</b>	<b>Raheem Mostert (12/17/22 at Buffalo)</b>
66t	Benny Malone (10/9/77 at Baltimore)
66t	Kenyan Drake (11/13/17 at Carolina)
65t	Abner Haynes (9/17/67 vs. Denver)
65t	Gary Davis (9/17/78 vs. Buffalo)
65t	Ronnie Brown (10/21/05 vs. Kansas City)
65	Delvin Williams (11/9/80 at Los Angeles)
65t	Reggie Bush (9/16/12 vs. Oakland)
64	Ron Davenport (12/18/88 at Pittsburgh)
63	Norm Bulaich (9/10/78 at Baltimore)
63t	Ricky Williams (12/9/02 vs. Chicago)
62t	Ronnie Brown (9/21/08 at New England)
62t	Jay Ajayi (10/16/16 vs. Pittsburgh)
61	Chris Chambers (9/11/05 vs. Denver)
60t	Gary Davis (12/17/77 vs. Buffalo)
60	Ronnie Brown (9/30/07 vs. Oakland)

## PASSING

### MOST PASSING YARDS

#### CAREER

61,361	Dan Marino (1983-99)
25,092	Bob Griese (1967-80)
20,434	Ryan Tannehill (2012-18)
11,040	Jay Fiedler (2000-04)
<b>8,015</b>	<b>Tua Tagovailoa (2020-22)</b>

#### SEASON

5,084	Dan Marino (1984)
4,746	Dan Marino (1986)
4,453	Dan Marino (1994)
4,434	Dan Marino (1988)
4,208	Ryan Tannehill (2015)

#### GAME

521	Dan Marino (10/23/88 vs. N.Y. Jets), 35 of 60
473	Dan Marino (9/4/94 vs. New England), 23 of 42
470	Dan Marino (12/2/84 vs. LA. Raiders), 35 of 57
<b>469</b>	<b>Tua Tagovailoa (9/18/22 at Baltimore), 36 of 50</b>
450	Dan Marino (10/1/95 at Cincinnati), 33 of 48

### MOST PASSING YARDS BY A ROOKIE

#### SEASON

3,294	Ryan Tannehill (2012)
2,210	Dan Marino (1983)
2,005	Bob Griese (1967)

#### GAME

431	Ryan Tannehill (9/30/12 at Arizona), 26 of 41
<b>361</b>	<b>Tua Tagovailoa (1/3/21 at Buffalo), 35 of 58</b>
322	Dan Marino (10/9/83 vs. Buffalo), 19 of 29

### MOST PASS ATTEMPTS

#### CAREER

8,358	Dan Marino (1983-99)
3,429	Bob Griese (1967-80)
2,911	Ryan Tannehill (2012-18)
1,603	Jay Fiedler (2000-04)
<b>1,078</b>	<b>Tua Tagovailoa (2020-22)</b>

#### SEASON

623	Dan Marino (1986), 378 completions
615	Dan Marino (1994), 385 completions
606	Dan Marino (1988), 354 completions
590	Ryan Tannehill (2014), 392 completions
588	Ryan Tannehill (2013), 355 completions

#### GAME

*64	Dan Marino (12/30/95 at Buffalo), 33 completions
62	Joey Harrington (10/22/06 vs. Green Bay), 33 completions
60	Dan Marino (10/23/88 vs. N.Y. Jets), 35 completions
60	Dan Marino (11/23/97 at New England), 38 completions
58	Ryan Tannehill (11/29/15 at N.Y. Jets), 33 completions
<b>58</b>	<b>Tua Tagovailoa (1/3/21 at Buffalo), 35 completions</b>

### MOST PASS ATTEMPTS BY A ROOKIE

#### SEASON

484	Ryan Tannehill (2012), 282 completions
331	Bob Griese (1967), 166 completions
327	David Woodley (1980), 176 completions

#### GAME

<b>58</b>	<b>Tua Tagovailoa (1/3/21 at Buffalo), 35 completions</b>
<b>48</b>	<b>Tua Tagovailoa (12/13/20 vs. Kansas City), 28 completions</b>
*45	Skylar Thompson (1/15/21 at Buffalo), 18 completions

### MOST PASS COMPLETIONS

#### CAREER

4,967	Dan Marino (1983-99)
1,926	Bob Griese (1967-80)
1,829	Ryan Tannehill (2012-18)
936	Jay Fiedler (2000-04)
<b>708</b>	<b>Tua Tagovailoa (2020-22)</b>

#### SEASON

392	Ryan Tannehill (2014), 590 att.
385	Dan Marino (1994), 615 att.
378	Dan Marino (1986), 623 att.
363	Ryan Tannehill (2015), 586 att.
362	Dan Marino (1984), 564 att.

#### GAME

39	Dan Marino (11/16/86 at Buffalo), 54 att.
38	Dan Marino (11/23/97 at New England), 60 att.
<b>36</b>	<b>Tua Tagovailoa (9/18/22 at Baltimore), 50 att.</b>
35	Dan Marino (12/2/84 vs. L.A. Raiders), 57 att.
35	Dan Marino (10/23/88 vs. N.Y. Jets), 60 att.
35	Dan Marino (12/3/95 vs. Atlanta), 50 att.
35	Chad Henne (12/27/09 vs. Houston), 55 att.
35	Ryan Tannehill (12/21/14 vs. Minnesota), 47 att.
<b>35</b>	<b>Tua Tagovailoa (1/3/21 at Buffalo), 58 att.</b>

### MOST PASS COMPLETIONS BY A ROOKIE

#### SEASON

282	Ryan Tannehill (2012), 484 att.
<b>186</b>	<b>Tua Tagovailoa (2020), 290 att.</b>
176	David Woodley (1980), 327 att.

#### GAME

<b>35</b>	<b>Tua Tagovailoa (1/3/21 at Buffalo), 58 att.</b>
<b>28</b>	<b>Tua Tagovailoa (12/13/20 vs. Kansas City), 48 att.</b>
26	Ryan Tannehill (9/30/12 at Arizona), 41 att.
<b>26</b>	<b>Tua Tagovailoa (12/6/20 vs. Cincinnati), 39 att.</b>

### MOST CONSECUTIVE PASS COMPLETIONS

25	Ryan Tannehill (10/18/15 at Tennessee through 10/25/15 vs. Houston)
21	Ryan Fitzpatrick (9/20/20 vs. Buffalo through 9/24/20 at Jacksonville)
19	Jay Cutler (10/22/17 vs. N.Y. Jets through 11/5/17 vs. Oakland)
17	Chad Pennington (12/7/08 at Buffalo through 12/14/08 vs. San Francisco)
17	Chad Henne (12/13/09 at Jacksonville)
<b>17</b>	<b>Tua Tagovailoa (11/21/21 at N.Y. Jets through 11/28/21 vs. Carolina)</b>



## MOST TOUCHDOWN PASSES

### CAREER

420	Dan Marino (1983-99)
192	Bob Griese (1967-80)
123	Ryan Tannehill (2012-18)
66	Jay Fiedler (2000-04)
<b>52</b>	<b>Tua Tagovailoa (2020-22)</b>

### SEASON

48	Dan Marino (1984) of 362 completions
44	Dan Marino (1986) of 378 completions
30	Dan Marino (1985) of 336 completions
30	Dan Marino (1994) of 385 completions
28	Dan Marino (1988) of 354 completions

### GAME

6	Bob Griese (11/24/77 at St. Louis)
6	Dan Marino (9/21/86 at N.Y. Jets)
<b>6</b>	<b>Tua Tagovailoa (9/18/22 at Baltimore)</b>
5	Dan Marino (9/2/84 at Washington)
5	Dan Marino (12/8/85 at Green Bay)
5	Dan Marino (12/14/86 at L.A. Rams)
5	Dan Marino (11/27/88 at N.Y. Jets)
5	Dan Marino (9/4/94 vs. New England)
4	24 times (last – <b>Tua Tagovailoa, 10/24/21 vs. Atlanta</b> )

## MOST TOUCHDOWN PASSES BY A ROOKIE

### SEASON

20	Dan Marino (1983) of 173 completions
15	Bob Griese (1967) of 166 completions
14	David Woodley (1980) of 176 completions

### GAME

4	John Stofa (12/18/66 vs. Houston)
3	Bob Griese (12/17/67 vs. New England)
3	David Woodley (11/9/80 at L.A. Rams)
3	David Woodley (12/14/80 at Baltimore)
3	Dan Marino (10/9/83 vs. Buffalo)
3	Dan Marino (10/16/83 at N.Y. Jets)
3	Dan Marino (11/28/83 vs. Cincinnati)

## MOST CONSECUTIVE GAMES WITH A TD PASS

30	Dan Marino (10th in 1985 through 2nd in 1987 and 6th through 10th in 1987)
----	--

## MOST PASSES HAD INTERCEPTED

### CAREER

252	Dan Marino (1983-99)
172	Bob Griese (1967-80)
75	Ryan Tannehill (2012-18)
63	Jay Fiedler (2000-04)
42	David Woodley (1980-83)

### SEASON

23	Dan Marino (1986), 623 att.
23	Dan Marino (1988), 606 att.
22	Dan Marino (1989), 550 att.
21	Dan Marino (1985), 567 att.
19	Jay Fiedler (2001), 450 att.
19	Chad Henne (2010), 490 att.

### GAME

5	Bob Griese (12/23/67 vs. Houston), 41 att.
5	Rick Norton (11/23/69 vs. Houston), 26 att.
5	David Woodley (10/25/81 at Dallas), 37 att.
5	Kyle Mackey (10/18/87 at N.Y. Jets), 55 att.
5	Dan Marino (10/23/88 vs. N.Y. Jets), 60 att.
5	Dan Marino (11/25/99 at Dallas), 36 att.
5	A.J. Feeley (12/5/04 vs. Buffalo), 51 att.

## MOST PASSES HAD INTERCEPTED AS A ROOKIE

### SEASON

18	Bob Griese (1967), 331 att.
17	David Woodley (1980), 327 att.
13	Ryan Tannehill (2012), 484 att.

## GAME

5	Bob Griese (12/23/67 vs. Houston), 41 att.
3	Rick Norton (9/18/66 at Buffalo), 10 att.
3	Bob Griese (11/26/67 vs. Buffalo), 33 att.
3	David Woodley (9/28/80 vs. New Orleans), 15 att.
3	John Beck (12/2/07 vs. N.Y. Jets), 39 att.
3	Ryan Tannehill (9/9/12 at Houston), 36 att.
3	Ryan Tannehill (11/11/12 vs. Tennessee), 39 att.
<b>3</b>	<b>Tua Tagovailoa (1/3/21 at Buffalo), 58 att.</b>

## MOST CONSECUTIVE GAMES STARTED WITH NO PASSES INTERCEPTED

5	Jay Fiedler (8th through 11th, 13th in 2000 – missed 12th in 2000)
<b>5</b>	<b>Tua Tagovailoa (7th through 10th, 12th in 2020 – missed 11th in 2020)</b>
<b>5</b>	<b>Tua Tagovailoa (7th through 11th in 2022)</b>
4	Bob Griese (5th through 8th in 1971)
4	Dan Marino (4th through 7th in 1997)
4	Ray Lucas (9th through 12th in 2002)
4	Ryan Tannehill (5th through 8th in 2012)
4	Ryan Tannehill (12th through 15th in 2012)
4	Ryan Tannehill (6th through 9th in 2016)

## MOST CONSECUTIVE PASSES WITH NONE INTERCEPTED

<b>193</b>	<b>Tua Tagovailoa (4th, 7th through 12th in 2022 – missed 5th and 6th in 2022)</b>
160	Ryan Tannehill (15th in 2014 through 3rd in 2015)
156	Dan Marino (3rd through 8th in 1997)
<b>152</b>	<b>Tua Tagovailoa (5th through 13th in 2020)</b>
140	Bob Griese (11th through 16th in 2012)

## LOWEST INTERCEPTION RATE

### CAREER (min: 250 att.)

1.63	Chad Pennington (2008-10), 9 of 552 att.
1.86	Cleo Lemon (2005-07), 7 of 377 att.
<b>2.13</b>	<b>Tua Tagovailoa (2020-22), 23 of 1,078 att.</b>
2.58	Ryan Tannehill (2012-18), 75 of 2,911 att.
2.63	Gus Frerotte (2005), 13 of 494 att.

### SEASON (min: 150 att.)

1.47	Chad Pennington (2008), 7 of 476 att.
<b>1.72</b>	<b>Tua Tagovailoa (2020), 5 of 290 att.</b>
1.85	Damon Huard (1999), 4 of 216 att.
1.94	Cleo Lemon (2007), 6 of 309 att.
2.00	Dan Marino (1993), 3 of 150 att.
<b>2.00</b>	<b>Tua Tagovailoa (2022), 8 of 400 att.</b>

## HIGHEST COMPLETION PERCENTAGE

### CAREER (min: 150 comp.)

67.6	Chad Pennington (2008-10), 373 of 552 att.
<b>65.7</b>	<b>Tua Tagovailoa (2020-22), 708 of 1,078 att.</b>
64.2	Ryan Fitzpatrick (2019-20), 494 of 769 att.
62.8	Ryan Tannehill (2012-18), 1,829 of 2,911 att.
62.0	Jay Cutler (2017), 266 of 429 att.

### SEASON (min: 75 comp.)

68.5	Ryan Fitzpatrick (2020), 183 of 267 att.
<b>67.8</b>	<b>Tua Tagovailoa (2021), 263 of 388 att.</b>
67.4	Chad Pennington (2008), 321 of 476 att.
67.1	Ryan Tannehill (2016), 261 of 389 att.
66.4	Ryan Tannehill (2014), 392 of 590 att.

### GAME (min: 12 comp.)

94.7	Ryan Tannehill (10/25/15 vs. Houston), 18 of 19 att.
92.3	Bob Griese (12/18/78 vs. New England), 12 of 13 att.
90.0	Ryan Fitzpatrick (9/24/20 at Jacksonville), 18 of 20
<b>87.1</b>	<b>Tua Tagovailoa (11/28/21 vs. Carolina) 27 of 31</b>
85.0	Chad Pennington (9/21/08 at New England), 17 of 20 att.



## HIGHEST COMPLETION PERCENTAGE BY A ROOKIE

### SEASON (min: 75 comp.)

<b>64.1</b>	<b>Tua Tagovailoa (2020), 186 of 290 att.</b>
58.4	Dan Marino (1983), 173 of 296 att.
58.3	Ryan Tannehill (2012), 282 of 484 att.
53.8	David Woodley (1980), 176 of 327 att.

### GAME (min: 12 comp.)

81.0	Bob Griese (10/22/67 vs. N.Y. Jets), 17 of 21 att.
78.6	Ryan Tannehill (12/6/12 vs. Jacksonville), 22 of 28 att.
<b>77.3</b>	<b>Tua Tagovailoa (12/26/20 at Las Vegas), 17 of 22 att.</b>

## HIGHEST PASSER RATING

### CAREER (min: 250 att.)

<b>95.0</b>	<b>Tua Tagovailoa (2020-22)</b>
94.5	Chad Pennington (2008-10)
89.0	Ryan Fitzpatrick (2019-20)
87.0	Ryan Tannehill (2012-18)
86.4	Dan Marino (1983-99)

### SEASON (min: 150 att.)

108.9	Dan Marino (1984)
<b>105.5</b>	<b>Tua Tagovailoa (2022)</b>
97.4	Chad Pennington (2008)
96.0	Dan Marino (1983)
95.9	Dan Marino (1993)

## HIGHEST PASSER RATING BY A ROOKIE

### SEASON (min: 150 att.)

96.0	Dan Marino (1983)
<b>87.1</b>	<b>Tua Tagovailoa (2020)</b>
76.1	Ryan Tannehill (2012)

## HIGHEST PASS YARDS PER ATTEMPT

### CAREER (min: 250 att.)

8.22	Earl Morrall (1972-76), 284/2,335 yards
<b>7.44</b>	<b>Tua Tagovailoa (2020-22), 1,078/8,015 yards</b>
7.40	Chad Pennington (2008-10), 552/4,085 yards
7.34	Dan Marino (1983-99), 8,358/61,361 yards
7.32	Bob Griese (1967-80), 3,429/25,092 yards

### SEASON (min: 150 att.)

9.07	Earl Morrall (1972), 150/1,360
9.01	Dan Marino (1984), 564/5,084
<b>8.87</b>	<b>Tua Tagovailoa (2022), 400/3,548</b>
8.86	Bob Griese (1975), 191/1,693
8.24	Bob Griese (1970), 245/2,019

### GAME (min: 20 att.)

*13.16	Dan Marino (1/6/85 vs. Pittsburgh), 32/421
12.57	Ryan Tannehill (9/23/18 vs. Oakland), 23/289
12.52	Earl Morrall (12/15/74 vs. New England), 23/288
12.50	Ryan Fitzpatrick (10/11/20 at San Francisco), 28/350
<b>12.40</b>	<b>Tua Tagovailoa (12/25/22 vs. Green Bay), 25/310</b>

## MOST 300-YARD PASSING GAMES

### CAREER

63	Dan Marino (1983-99)
16	Ryan Tannehill (2012-18)
7	Chad Henne (2008-11)
7	Ryan Fitzpatrick (2019-20)
<b>7</b>	<b>Tua Tagovailoa (2020-22)</b>
3	Bob Griese (1967-80)
3	Jay Fiedler (2000-04)
2	David Woodley (1980-83)
2	Steve DeBerg (1993)
2	Chad Pennington (2008-10)
1	John Stofa (1966-67, 1969-70)
1	Don Strock (1974-87)
1	Scott Mitchell (1990-93)
1	Bernie Kosar (1994-96)
1	A.J. Feeley (2004)
1	Gus Frerotte (2005)

1	Joey Harrington (2006)
1	Trent Green (2007)
1	Cleo Lemon (2007)
1	Jay Cutler (2017)
1	Brock Osweiler (2018)
1	Teddy Bridgewater (2022)

### SEASON

9	Dan Marino (1984)
6	Dan Marino (1985)
6	Dan Marino (1986)
6	Dan Marino (1988)
6	Ryan Tannehill (2015)

## MOST CONSECUTIVE 300-YARD PASSING GAMES

3	Dan Marino (14th through 16th in 1984)
3	Dan Marino (13th through 15th in 1988)
3	Dan Marino (11th through 13th in 1994)
3	Dan Marino (14th through 16th in 1998)

## LONGEST PASS PLAYS

86t	Bob Griese to Paul Warfield (11/14/71 vs. Pittsburgh)
85t	Dan Marino to Mark Duper (11/20/83 vs. Baltimore)
85t	Dan Marino to Mark Duper (11/2/86 vs. Houston)
<b>84t</b>	<b>Tua Tagovailoa to Jaylen Waddle (12/25/22 vs. Green Bay)</b>
80t	George Wilson, Jr. to Bo Roberson (10/23/66 at Houston)
80t	Dan Marino to Mark Duper (9/23/84 vs. Indianapolis)
80t	Dan Marino to Ferrell Edmunds (11/27/88 at N.Y. Jets)
80t	Dan Marino to Tony Martin (10/4/93 vs. Washington)
80t	Brian Griese to James McKnight (11/23/03 vs. Washington)
80t	Chad Pennington to Patrick Cobbs (10/12/08 at Houston)
80t	Ryan Tannehill to Brian Hartline (9/30/12 at Arizona)
79t	Bob Griese to Nat Moore (11/2/75 at Chicago)
78t	Dan Marino to Mark Clayton (11/12/89 at N.Y. Jets)
77t	Scott Mitchell to Mark Ingram (10/31/93 vs. Kansas City)
77t	Ray Lucas to James McKnight (11/24/02 vs. San Diego)
77t	Sage Rosenfels to Chris Chambers (10/21/05 vs. Kansas City)
77t	Sage Rosenfels to Chris Chambers (1/2/05 at Baltimore)
**76t	David Woodley to Jimmy Cefalo (1/30/83 vs. Washington)
*75t	Bob Griese to Paul Warfield (1/2/72 vs. Baltimore)
75t	Ryan Tannehill to Kenny Stills (9/9/18 vs. Tennessee)
75t	Brock Osweiler to Albert Wilson (10/14/18 vs. Chicago)
<b>75t</b>	<b>Tua Tagovailoa to Trent Sherfield (12/4/22 at San Francisco)</b>

## RECEIVING

## MOST RECEPTIONS

### CAREER

550	Mark Clayton (1983-92)
511	Mark Duper (1982-92)
510	Nat Moore (1974-86)
415	O.J. McDuffie (1993-00)
405	Chris Chambers (2001-07)

### SEASON

<b>119</b>	<b>Tyreek Hill (2022), 1,710 yards</b>
112	Jarvis Landry (2017), 987 yards
110	Jarvis Landry (2015), 1,157 yards
<b>104</b>	<b>Jaylen Waddle (2021), 1,015 yards</b>
94	Jarvis Landry (2016), 1,136 yards

### GAME

15	Chris Chambers (12/4/05 vs. Buffalo), 238 yards
13	Jarvis Landry (11/29/15 at N.Y. Jets), 165 yards
13	Jarvis Landry (9/17/17 at L.A. Chargers), 78 yards
12	Jim Jensen (11/6/88 at New England), 110 yards
12	Brian Hartline (9/30/12 at Arizona), 253 yards
<b>12</b>	<b>Jaylen Waddle (9/26/21 at Las Vegas), 58 yards</b>
<b>12</b>	<b>Tyreek Hill (10/16/22 vs. Minnesota), 177 yards</b>
<b>12</b>	<b>Tyreek Hill (10/30/22 at Detroit), 188 yards</b>

## MOST RECEPTIONS BY A ROOKIE

### SEASON

104	Jaylen Waddle (2021), 1,015 yards
84	Jarvis Landry (2014), 758 yards
75	Terry Kirby (1993), 874 yards
67	Jack Clancy (1967), 868 yards
54	Davone Bess (2008), 554 yards

### GAME

12	Jaylen Waddle (9/26/21 at Las Vegas), 58 yards
10	Rob Konrad (1/2/00 at Washington), 68 yards
10	Jaylen Waddle (10/17/21 at Jacksonville), 70 yards
10	Jaylen Waddle (12/27/21 at New Orleans), 92 yards
9	Terry Kirby (12/19/93 vs. Buffalo), 148 yards
9	Davone Bess (12/7/08 vs. Buffalo at Toronto), 74 yards
9	Jaylen Waddle (11/28/21 vs. Carolina), 137 yards
9	Jaylen Waddle (12/5/21 vs. N.Y. Giants), 90 yards

## MOST CONSECUTIVE GAMES WITH A RECEPTION

92	Mark Clayton (6th in 1986 through 16th in 1992 - missed 13th in 1986, 1st in 1989, 1st in 1990, 10th through 14th in 1990 and 1st through 3rd in 1992)
74	O.J. McDuffie (3rd in 1995 through 15th in 1999, missed 11th through 13th and 16th in 1999)
63	Jarvis Landry (2nd in 2014 through 16th in 2017)
61	Davone Bess (1st in 2008 through 13th in 2011)
60	Chris Chambers (1st in 2003 through 13th in 2006 - missed 4th in 2004)

## MOST RECEIVING YARDS

### CAREER

8,869	Mark Duper (1982-92), 17.4 per catch
8,643	Mark Clayton (1983-92), 15.7 per catch
7,546	Nat Moore (1974-86), 14.8 per catch
5,688	Chris Chambers (2001-07), 14.0 per catch
5,074	O.J. McDuffie (1993-00), 12.2 per catch

### SEASON

1,710	Tyreek Hill (2022), 119 receptions
1,389	Mark Clayton (1984), 73 receptions
1,356	Jaylen Waddle (2022), 75 receptions
1,313	Mark Duper (1986), 67 receptions
1,306	Mark Duper (1984), 71 receptions
1,270	Irving Fryar (1994), 73 receptions
1,214	Brandon Marshall (2011), 81 receptions
1,202	DeVante Parker (2019), 72 receptions
1,157	Jarvis Landry (2015), 110 receptions
1,150	Mark Clayton (1986), 60 receptions
1,136	Jarvis Landry (2016), 94 receptions
1,129	Mark Clayton (1988), 86 receptions
1,118	Chris Chambers (2005), 82 receptions
1,085	Mark Duper (1991), 70 receptions
1,083	Brian Hartline (2012), 74 receptions
1,053	Mark Clayton (1991), 70 receptions
1,050	O.J. McDuffie (1998), 90 receptions
1,037	Tony Martin (1999), 67 receptions
1,016	Brian Hartline (2013), 76 receptions
1,015	Jaylen Waddle (2021), 104 receptions
1,014	Brandon Marshall (2010), 86 receptions
1,011	Mark Clayton (1989), 64 receptions
1,010	Irving Fryar (1993), 64 receptions

### GAME

253	Brian Hartline (9/30/12 at Arizona), 12 receptions
238	Chris Chambers (12/4/05 vs. Buffalo), 15 receptions
217	Mark Duper (11/10/85 vs. N.Y. Jets), 8 receptions
211	Irving Fryar (9/4/94 vs. New England), 5 receptions
210	Nat Moore (10/4/81 vs. N.Y. Jets), 7 receptions
202	Mark Duper (10/9/83 vs. Buffalo), 7 receptions

## MOST RECEIVING YARDS BY A ROOKIE

### SEASON

1,015	Jaylen Waddle (2021), 104 receptions
883	Chris Chambers (2001), 48 receptions
874	Terry Kirby (1993), 75 receptions
868	Jack Clancy (1967), 67 receptions

### GAME

148	Terry Kirby (12/19/93 vs. Buffalo), 9 receptions
137	Jaylen Waddle (11/28/21 vs. Carolina), 9 receptions
126	Jack Clancy (12/3/67 at Houston), 7 receptions

## MOST RECEIVING TOUCHDOWNS

### CAREER

81	Mark Clayton (1983-92), 550 receptions
74	Nat Moore (1974-86), 510 receptions
59	Mark Duper (1982-92), 511 receptions
43	Chris Chambers (2001-07), 405 receptions
33	Paul Warfield (1970-74), 156 receptions

### SEASON

18	Mark Clayton (1984), 73 receptions
14	Mark Clayton (1988), 86 receptions
12	Nat Moore (1977), 52 receptions
12	Mark Clayton (1991), 70 receptions
11	Karl Noonan (1968), 58 receptions
11	Paul Warfield (1971), 43 receptions
11	Paul Warfield (1973), 29 receptions
11	Mark Duper (1986), 67 receptions
11	Chris Chambers (2003), 64 receptions
11	Chris Chambers (2005), 82 receptions

### GAME

4	Paul Warfield (12/15/73 vs. Detroit), 21,7,16,4
4	Mark Ingram (11/27/94 at N.Y. Jets), 10,17,28,8
3	Paul Warfield (11/14/71 vs. Pittsburgh), 12,86,60
3	Nat Moore (11/24/77 at St. Louis), 4,9,28
3	Mark Clayton (12/17/84 vs. Dallas), 41,39,63
3	Mark Duper (12/14/86 at L.A. Rams), 69,5,20
3	Mark Duper (12/20/87 vs. Washington), 26,59,6
3	Irving Fryar (9/4/94 vs. New England), 54,50,35
3	O.J. McDuffie (11/29/98 vs. New Orleans), 22,7,9
3	Lamar Thomas (12/21/98 vs. Denver), 9,56,17
3	Chris Chambers (11/27/03 at Dallas), 39,6,35

## MOST RECEIVING TOUCHDOWNS BY A ROOKIE

### SEASON

7	Chris Chambers (2001), 48 receptions
6	Jaylen Waddle (2021), 104 receptions
5	Andre Brown (1989), 24 receptions
5	Jarvis Landry (2014), 84 receptions
4	Randy McMichael (2002), 39 receptions
3	Jack Harper (1967), 11 receptions
3	Jimmy Cefalo (1978), 6 receptions
3	Ferrell Edmunds (1988), 33 receptions
3	Terry Kirby (1993), 75 receptions
3	Brian Hartline (2009), 31 receptions
3	Charles Clay (2011), 16 receptions
3	Preston Williams (2019), 32 receptions

## MOST CONSECUTIVE GAMES WITH A RECEIVING TD

6	Paul Warfield (4th through 9th in 1971)
6	Mark Clayton (13th through 16th in 1988 and 2nd through 3rd in 1989)

## HIGHEST RECEIVING AVERAGE

### CAREER (min: 100 rec.)

21.5	Paul Warfield (1970-74), 156 receptions
17.4	Mark Duper (1982-92), 511 receptions
16.9	Duriel Harris (1976-83, 1985), 269 receptions
16.0	Irving Fryar (1993-95), 199 receptions
15.7	Mark Clayton (1983-92), 550 receptions

**SEASON (min: 24 rec.)**

25.1	Paul Warfield (1970), 28/703 yards
23.2	Paul Warfield (1971), 43/996 yards
21.8	Jimmy Cefalo (1981), 29/631 yards
20.9	Paul Warfield (1972), 29/606 yards
20.0	Bo Roberson (1966), 26/519 yards

**GAME (min: 3 rec.)**

52.7	Paul Warfield (11/14/71 vs. Pittsburgh), 3/158
46.0	Patrick Cobbs (10/12/08 at Houston), 3/138
42.7	Chris Chambers (10/24/04 vs. St. Louis), 3/128
42.2	Irving Fryar (9/4/94 vs. New England), 5/211
41.3	Nat Moore (10/10/76 at Baltimore), 3/124

**HIGHEST RECEIVING AVERAGE BY A ROOKIE****SEASON (min: 24 rec.)**

19.0	DeVante Parker (2015), 26/494 yards
18.4	Chris Chambers (2001), 48/883 yards
17.4	Ferrell Edmunds (1988), 33/575 yards

**GAME (min: 3 rec.)**

37.7	Chris Chambers (11/11/01 at Indianapolis), 3/113
31.3	Brian Hartline (10/25/09 vs. New Orleans), 3/94
30.3	Mel Baker (12/15/74 vs. New England), 4/121

**MOST 100-YARD RECEIVING GAMES****CAREER**

28	Mark Duper (1982-92)
22	Mark Clayton (1983-92)
17	Chris Chambers (2001-07)
12	Nat Moore (1974-86)
11	DeVante Parker (2015-21)
10	Paul Warfield (1970-74)
10	Duriel Harris (1976-83, 1985)
10	Irving Fryar (1993-95)

**SEASON**

8	Mark Duper (1986)
<b>7</b>	<b>Tyreek Hill (2022)</b>
6	Mark Clayton (1984)
6	Irving Fryar (1994)
<b>6</b>	<b>Jaylen Waddle (2022)</b>
5	Mark Clayton (1989)
5	Tony Martin (1999)
5	Brandon Marshall (2011)
4	Paul Warfield (1971)
4	Duriel Harris (1979)
4	Mark Duper (1984)
4	Chris Chambers (2004)
4	Brandon Marshall (2010)
4	Mike Wallace (2013)
4	Jarvis Landry (2016)
4	DeVante Parker (2019)

**MOST 100-YARD RECEIVING GAMES BY A ROOKIE**

3	Jack Clancy (1967)
3	Chris Chambers (2001)
2	Terry Kirby (1993)
1	Mel Baker (1974)
1	Duriel Harris (1976)
1	Ferrell Edmunds (1988)
1	Andre Brown (1989)
1	DeVante Parker (2015)
<b>1</b>	<b>Jaylen Waddle (2021)</b>

**MOST CONSECUTIVE 100-YARD RECEIVING GAMES**

4	Irving Fryar (10th through 13th in 1994)
3	Mark Clayton (14th through 16th in 1984)
3	Mark Duper (3rd through 5th in 1986)
3	Chris Chambers (11th through 13th in 2005)

**TOTAL YARDS FROM SCRIMMAGE***(rushing/receiving)***CAREER**

8,859	Mark Duper (1982-92), -10/8,869
8,751	Mark Clayton (1983-92), 108/8,643
7,867	Ricky Williams (2002-03, 2005, 2007-10), 6,436/1,431
7,795	Nat Moore (1974-86), 249/7,546
7,425	Larry Csonka (1968-74, 1979), 6,737/688

**SEASON**

2,216	Ricky Williams (2002), 1,853/363
<b>1,742</b>	<b>Tyreek Hill (2022) 32/1,710</b>
1,723	Ricky Williams (2003), 1,372/351
1,450	Delvin Williams (1978), 1,258/192
1,424	Mark Clayton (1984), 35/1,389

**GAME**

253	Brian Hartline (9/30/12 at Arizona), 0/253
252	Troy Stradford (11/22/87 at Dallas), 169/83
238	Chris Chambers (12/4/05 vs. Buffalo), 0/238
236	Lamar Miller (10/25/15 vs. Buffalo), 175/61
235	Ricky Williams (12/1/02 at Buffalo), 228/7

**BY ROOKIE, SEASON**

1,264	Terry Kirby (1993), 390/874
1,255	Karim Abdul-Jabbar (1996), 1,116/139
1,139	Ronnie Brown (2005), 907/232

**COMBINED YARDAGE***(rushing/receiving/returns)***CAREER**

9,276	Mark Clayton (1983-92), 108/8,643/525
8,950	Nat Moore (1974-86), 248/7,547/1,155
8,859	Mark Duper (1982-92), -10/8,869/0
8,752	Tony Nathan (1979-87), 3,543/3,592/1,617
8,353	O.J. McDuffie (1993-01), 49/5,074/3,230

**SEASON**

2,216	Ricky Williams (2002), 1,853/363/0
2,208	Wes Welker (2005), 5/434/1,769
2,129	Wes Welker (2006), 0/687/1,442
2,086	Ted Ginn, Jr. (2007) 3/420/1,663
1,947	Jarvis Landry (2015) 113/1,157/677

**GAME**

302	Mercury Morris (11/1/70 at Baltimore), 8-89/3-68/6-145
299	Ted Ginn, Jr. (11/1/09 at N.Y. Jets), 0-0, 0-0, 6-299
297	Wes Welker (10/16/05 at Tampa Bay), 0-0/3-97/10-200
*280	O.J. McDuffie (12/30/95 at Buffalo), 1-9/11-154/6-117
258	Wes Welker (10/21/05 vs. Kansas City), 0-0-2-41/9-217
258	Jarvis Landry (10/4/15 vs. N.Y. Jets at London), 2-29/4-40/8-189

**BY ROOKIE, SEASON**

2,086	Ted Ginn, Jr. (2007) 3/420/1,663
1,912	Jarvis Landry (2014) -4/758/1,158
1,777	Wes Welker (2004), 0/0/1,777

**PUNTING****MOST PUNTS****CAREER**

633	Larry Seiple (1967-77), 25,347 yards
594	Brandon Fields (2007-14), 27,780 yards
555	Reggie Roby (1983-92), 24,036 yards
339	Matt Turk (2000-01, 2003-04), 13,910 yards
307	Matt Haack (2017-20), 13,506 yards

**SEASON**

98	Matt Turk (2004), 41.7 average
93	Klaus Wilmsmeyer (1998), 42.5 average
92	Matt Turk (2000), 42.1 average

92	Matt Darr (2015), 47.6 average
90	Matt Darr (2016), 44.3 average

#### GAME

11	Matt Turk (12/7/03 at New England), 406 yards
10	George Wilson, Jr. (9/9/66 vs. N.Y. Jets), 483 yards
10	George Roberts (10/12/80 at New England), 445 yards
10	Klaus Wilmsmeyer (9/20/98 vs. Pittsburgh), 458 yards
10	Matt Turk (9/19/04 at Cincinnati), 400 yards
10	Donnie Jones (12/25/06 vs. N.Y. Jets), 427 yards
10	Brandon Fields (12/23/07 at New England), 446 yards
10	Brandon Fields (12/12/10 at N.Y. Jets), 564 yards
10	Brandon Fields (12/22/13 at Buffalo), 501 yards
10	Matt Darr (11/20/16 at Los Angeles), 453 yards

#### HIGHEST GROSS PUNTING AVERAGE

##### CAREER (min: 120 punts)

46.8	Brandon Fields (2007-14), 594 punts
46.0	Matt Darr (2015-16), 182 punts
44.7	Matt Haack (2017-20), 307 punts
44.2	John Kidd (1994-97), 201 punts
43.3	Reggie Roby (1983-92), 555 punts

##### SEASON (min: 40 punts)

50.2	Brandon Fields (2012), 74 punts
48.85	Brandon Fields (2011), 78 punts
48.82	Brandon Fields (2013), 85 punts
47.6	Matt Darr (2015), 92 punts
46.4	Thomas Morstead (2022), 61 punts

##### GAME (min: 4 punts)

58.8	Brandon Fields (9/23/12 vs. N.Y. Jets), 4-235 yards
58.5	Reggie Roby (9/28/86 vs. San Francisco), 4-234 yards
58.2	Matt Darr (10/29/15 at New England), 6-349 yards
56.4	Brandon Fields (12/12/10 at N.Y. Jets), 10-564 yards
55.5	Brandon Fields (12/4/11 vs. Oakland), 4-222 yards

#### HIGHEST NET PUNTING AVERAGE

##### CAREER (since 1976, min: 120 punts)

39.9	Matt Haack (2017-20), 307 punts
39.8	Matt Darr (2015-16), 182 punts
39.2	Brandon Fields (2007-14), 594 punts
37.5	Donnie Jones (2005-06), 173 punts
36.9	John Kidd (1994-97), 201 punts

##### SEASON (since 1982, min: 40 punts)

42.4	Brandon Fields (2013), 85 punts
41.2	Brandon Fields (2012), 74 punts
41.2	Brandon Fields (2011), 78 punts
41.1	Matt Haack (2019), 69 punts
40.6	Thomas Morstead (2022), 61 punts

#### LONGEST PUNTS

77	Reggie Roby (11/29/87 at Buffalo), net 77
77	Matt Turk (11/25/01 at Buffalo), touchback
74	Brandon Fields (12/22/13 at Buffalo), net 74
73	Larry Seiple (11/14/71 vs. Pittsburgh), touchback
73	Reggie Roby (9/28/86 vs. San Francisco), touchback
73	Reggie Roby (10/5/86 at New England), net 73

#### MOST INSIDE THE 20

##### SEASON (since 1982)

35	Matt Haack (2018), 87 punts
33	Brandon Fields (2013), 85 punts
32	Brandon Fields (2011), 78 punts
32	Matt Darr (2016), 90 punts
31	Donnie Jones (2005), 88 punts
31	Brandon Fields (2010), 73 punts
31	Michael Palardy (2021), 78 punts

## PUNT RETURNS

#### MOST PUNT RETURNS

##### CAREER

127	Jake Scott (1970-75)
127	O.J. McDuffie (1993-00)
127	Wes Welker (2004-06)
115	Davone Bess (2008-12)
101	Jakeem Grant Sr. (2016-21)

##### SEASON

43	Wes Welker (2004), 10.8 average
43	Wes Welker (2005), 9.1 average
41	Mark Clayton (1983), 9.6 average
41	Wes Welker (2006), 9.2 average
37	Davone Bess (2011), 11.9 average

##### GAME

7	Mercury Morris (10/19/69 at Kansas City), 17.6 average
7	Lamont Brightful (9/19/04 at Cincinnati), 11.1 average
7	Marcus Thigpen (11/24/13 vs. Carolina), 10.1 average

#### MOST PUNT RETURN YARDS

##### CAREER

1,330	Jake Scott (1970-75)
1,232	Wes Welker (2004-06)
1,196	Davone Bess (2008-12)
1,127	O.J. McDuffie (1993-00)
978	Jakeem Grant Sr. (2016-21)

##### SEASON

464	Wes Welker (2004), 10.8 average
442	Davone Bess (2011), 11.9 average
392	Mark Clayton (1983), 9.6 average
390	Wes Welker (2005), 9.1 average
379	Tom Vigorito (1981), 10.5 average

##### GAME

123	Mercury Morris (10/19/69 at Kansas City), 7 returns
114	O.J. McDuffie (12/13/93 vs. Pittsburgh), 5 returns
106	James Pruitt (9/14/86 vs. Indianapolis), 2 returns

#### MOST PUNT RETURN TOUCHDOWNS

##### CAREER

3	Jakeem Grant Sr. (2016-21)
2	Freddie Solomon (1975-77)
2	Tom Vigorito (1981-85)
2	O.J. McDuffie (1993-00)

##### SEASON

2	O.J. McDuffie (1993)
---	----------------------

#### LONGEST PUNT RETURNS

88t	Jakeem Grant Sr. (11/1/20 vs. L.A. Rams)
87t	Tom Vigorito (9/10/81 vs. Pittsburgh)
87t	Ted Ginn, Jr. (11/18/07 at Philadelphia)
86t	Tony Nathan (10/14/79 vs. Buffalo)
81t	Jeff Ogden (10/29/00 vs. Green Bay)
79t	Freddie Solomon (12/5/76 vs. Buffalo)
77t	Jake Scott (11/22/70 vs. Baltimore)
74t	Jakeem Grant Sr. (10/9/16 vs. Tennessee)
72t	O.J. McDuffie (12/13/93 vs. Pittsburgh)
72t	Marcus Thigpen (9/9/12 at Houston)
71t	James Pruitt (9/14/86 vs. Indianapolis)
71t	O.J. McDuffie (10/24/93 vs. Indianapolis)
71t	Wes Welker (12/20/04 vs. New England)
71t	Jakeem Grant Sr. (10/7/18 at Cincinnati)
70t	Scott Schwedes (12/17/89 at Indianapolis)

#### HIGHEST PUNT RETURN AVERAGE

##### CAREER (min: 50 returns)

13.7	Jeff Ogden (2000-01), 51 returns
11.4	Freddie Solomon (1975-77), 71 returns

10.51	Tom Vigorito (1981-85), 79 returns
10.47	Jake Scott (1970-75), 127 returns
10.4	Davone Bess (2008-12), 115 returns

#### SEASON (min: 15 returns)

17.0	Jeff Ogden (2000), 19 returns
12.5	Nate Jacquet (1999), 28 returns
12.3	Freddie Solomon (1975), 26 returns
12.21	Terrell Buckley (1998), 29 returns
12.15	Marcus Thigpen (2012), 26 returns

#### GAME (min: 3 returns)

33.0	Ted Ginn Jr. (11/18/07 at Philadelphia), 3-99 yards
28.3	Jakeem Grant Sr. (10/7/18 at Cincinnati), 3-85 yards
26.3	Tom Vigorito (9/12/82 at N.Y. Jets), 3-79 yards
26.3	Wes Welker (9/7/06 at Pittsburgh), 3-79 yards
22.8	O.J. McDuffie (12/13/93 vs. Pittsburgh), 5-114 yards

#### MOST FAIR CATCHES

##### CAREER

91	O.J. McDuffie (1993-01)
85	Davone Bess (2008-12)
64	Wes Welker (2004-06)
55	Jake Scott (1970-75)
53	Jarvis Landry (2014-17)

##### SEASON

29	Wes Welker (2006)
24	O.J. McDuffie (1996)
24	Davone Bess (2011)
23	Wes Welker (2005)
22	O.J. McDuffie (1993)

##### GAME

6	Jake Scott (12/20/70 vs. Buffalo)
---	-----------------------------------

## KICKOFF RETURNS

#### MOST KICKOFF RETURNS

##### CAREER

166	Wes Welker (2004-06)
147	Ted Ginn, Jr. (2007-09)
123	Fulton Walker (1981-85)
111	Mercury Morris (1969-75)
107	Brock Marion (1998-03)

##### SEASON

63	Ted Ginn, Jr. (2007), 22.7 average
62	Brock Marion (1999), 24.6 average
61	Wes Welker (2005), 22.6 average
57	Wes Welker (2004), 23.0 average
52	Ted Ginn, Jr. (2009), 24.9 average

##### GAME

8	Joe Cribbs (12/18/88 at Pittsburgh), 21.1 average
*8	Marc Logan (1/12/91 at Buffalo), 17.3 average
8	Ted Ginn, Jr. (12/2/07 vs. N.Y. Jets), 24.8 average
8	Ted Ginn, Jr. (11/23/08 vs. New England), 19.3 average

#### MOST KICKOFF RETURN YARDS

##### CAREER

3,756	Wes Welker (2004-06)
3,386	Ted Ginn, Jr. (2007-09)
2,947	Mercury Morris (1969-75)
2,944	Fulton Walker (1981-85)
2,517	Brock Marion (1998-03)

##### SEASON

1,524	Brock Marion (1999), 24.6 average
1,433	Ted Ginn, Jr. (2007), 22.7 average
1,379	Wes Welker (2005), 22.6 average
1,313	Wes Welker (2004), 23.0 average
1,296	Ted Ginn, Jr. (2009), 24.9 average

#### GAME

299	Ted Ginn, Jr. (11/1/09 at N.Y. Jets), long 101t
215	Travis Minor (10/13/02 at Denver), long 66
210	Wes Welker (1/2/05 at Baltimore), long 95t
205	Albert Johnson (9/29/02 at Kansas City), long 49
204	Gene Milton (9/21/68 vs. Oakland), long 73

#### MOST KICKOFF RETURN TOUCHDOWNS

##### CAREER

3	Mercury Morris (1969-75)
2	Ted Ginn, Jr. (2007-09)
2	Jakeem Grant Sr. (2016-21)

##### SEASON

2	Ted Ginn, Jr. (2009)
---	----------------------

##### GAME

2	Ted Ginn, Jr. (11/1/09 at N.Y. Jets), 100, 101 yards
---	--

#### LONGEST KICKOFF RETURNS

105t	Mercury Morris (9/14/69 at Cincinnati)
102t	Jakeem Grant Sr. (9/9/18 vs. Tennessee)
101t	Ted Ginn, Jr. (11/1/09 at N.Y. Jets)
101t	Jakeem Grant Sr. (11/17/19 vs. Buffalo)
100t	Ted Ginn, Jr. (11/1/09 at N.Y. Jets)
**98t	Fulton Walker (1/30/83 vs. Washington)
97t	Marc Logan (10/1/89 at Houston)
96t	Mercury Morris (12/6/70 vs. Boston)
96t	Marcus Thigpen (11/15/12 at Buffalo)
96t	Kenyan Drake (11/6/16 vs. N.Y. Jets)
95t	Joe Auer (9/2/66 vs. Oakland)
95t	Bobby Neff (9/14/68 vs. Houston)
95t	Wes Welker (1/2/05 at Baltimore)

#### HIGHEST KICKOFF RETURN AVERAGE

##### CAREER (min: 50 returns)

26.5	Mercury Morris (1969-75), 111 returns
25.3	Duriel Harris (1976-83, 1985), 56 returns
24.81	Marcus Thigpen (2012-13), 77 returns
24.79	Jakeem Grant Sr. (2016-21), 89 returns
23.9	Fulton Walker (1981-85), 123 returns

##### SEASON (min: 14 returns)

32.9	Duriel Harris (1976), 17 returns, 559 yards
29.7	Jakeem Grant Sr. (2018), 18 returns, 535 yards
29.6	Gary Davis (1977), 14 returns, 414 yards
29.0	Mercury Morris (1970), 28 returns, 812 yards
28.2	Mercury Morris (1971), 15 returns, 423 yards

##### GAME (min: 3 returns)

49.8	Ted Ginn, Jr. (11/1/09 at N.Y. Jets), 6-299
47.7	Fulton Walker (10/16/83 at N.Y. Jets), 3-143
**47.5	Fulton Walker (1/30/83 vs. Washington), 4-190
46.7	Joe Auer (9/2/66 vs. Oakland), 3-140
46.0	Marc Logan (10/1/89 at Houston), 3-138

## INTERCEPTIONS

#### MOST INTERCEPTIONS

##### CAREER

35	Jake Scott (1970-75)
34	Dick Anderson (1968-77)
31	Sam Madison (1997-05)
29	Glenn Blackwood (1979-87)
29	Patrick Surtain (1998-04)

##### SEASON

10	Dick Westmoreland (1967), 127 yards
<b>10</b>	<b>Xavien Howard (2020), 71 yards</b>
10	Willie Hewitt (1966), 62 yards
8	Dick Anderson (1968), 230 yards
8	Dick Anderson (1970), 191 yards
8	Dick Anderson (1973), 163 yards

8	Jake Scott (1974), 75 yards
8	Terrell Buckley (1998), 157 yards
8	Sam Madison (1998), 114 yards

#### GAME

4	Dick Anderson (12/3/73 vs. Pittsburgh), 121 yards
3	Willie West (10/23/66 at Houston), 49 yards
3	Dick Westmoreland (11/26/67 vs. Buffalo), 43 yards
3	Charlie Babb (9/22/75 vs. Oakland), 18 yards
3	Curtis Johnson (10/19/75 vs. N.Y. Jets), 25 yards
3	Larry Gordon (12/10/78 vs. Oakland), 35 yards
*3	A.J. Duhe (1/23/83 vs. N.Y. Jets), 36 yards
3	William Judson (10/16/83 at N.Y. Jets), 23 yards
3	Louis Oliver (10/4/92 at Buffalo), 170 yards
3	Sam Madison (11/7/99 vs. Tennessee), 101 yards

#### MOST INTERCEPTIONS BY A ROOKIE

##### SEASON

8	Dick Anderson (1968), 230 yards
5	Lloyd Mumphord (1969), 102 yards
5	Jake Scott (1970), 112 yards
5	Don McNeal (1980), 17 yards

##### GAME

2	Dick Anderson (11/24/68 at Boston), 109 yards
2	Lloyd Mumphord (12/7/69 vs. Denver), 0 yards
2	Curtis Johnson (10/3/70 vs. Oakland), 26 yards
2	Gerald Small (12/10/78 vs. Oakland), 85 yards
2	Don McNeal (10/12/80 at New England), 2 yards
2	Jarvis Williams (10/9/88 at L.A. Raiders), 23 yards

#### MOST CONSECUTIVE GAMES WITH AN INTERCEPTION

5	Dick Westmoreland (9th through 13th in 1967)
5	<b>Xavier Howard (9th through 13th in 2020)</b>

#### MOST INTERCEPTION RETURN YARDS

##### CAREER

792	Dick Anderson (1968-77), 23.3 average
569	Louis Oliver (1989-93, 1995-96), 23.7 average
487	Sam Madison (1997-05), 15.7 average
431	Brock Marion (1998-03), 21.6 average
425	Jake Scott (1970-75), 12.1 average
425	Terrell Buckley (1995-99, 2003), 17.7 average

##### SEASON

230	Dick Anderson (1968), 8 for 28.8 average
227	Brock Marion (2001), 5 for 45.4 average
200	Louis Oliver (1992), 5 for 40.0 average
198	Jimmy Warren (1966), 5 for 39.6 average
191	Dick Anderson (1970), 8 for 23.9 average

##### GAME

170	Louis Oliver (10/4/92 at Buffalo), 3 interceptions
121	Dick Anderson (12/3/73 vs. Pittsburgh), 4 interceptions
107	Dick Anderson (11/24/68 at Boston), 2 interceptions
101	Sam Madison (11/7/99 vs. Tennessee), 3 interceptions
100	Brock Marion (1/6/02 vs. Buffalo), 1 interception

#### LONGEST INTERCEPTION RETURNS

103t	Louis Oliver (10/4/92 at Buffalo), Jim Kelly
100t	Brock Marion (1/6/02 vs. Buffalo), Travis Brown
96t	Dick Anderson (11/24/68 at Boston), Tom Sherman
94t	Brent Grimes (10/31/13 vs. Cincinnati), Andy Dalton
91t	Terrell Buckley (10/13/96 at Buffalo), Jim Kelly
86t	Dick Anderson (12/20/70 vs. Buffalo), Dennis Shaw
86t	William Judson (60t), Mike Kozlowski (26, lateral), (9/9/84 vs. New England), Steve Grogan
85t	Elandon Roberts (9/26/21 at Las Vegas), Derek Carr
81t	Louis Delmas (10/26/14 at Jacksonville), Blake Bortles
76t	Troy Vincent (58t), Gene Atkins (18, lateral), (12/12/94 vs. Kansas City), Steve Bono
74t	Terrell Buckley (12/21/03 at Buffalo), Drew Bledsoe
70t	Jimmy Warren (11/13/66 at Kansas City), Len Dawson
70	Sammy Knight (11/27/03 at Dallas), Quincy Carter

#### INTERCEPTIONS RETURNED FOR TOUCHDOWNS

##### CAREER

4	Reshad Jones (2010-19)
4	Zach Thomas (1996-2007)
3	Dick Anderson (1968-77)
3	Terrell Buckley (1995-99, 2003)
3	Jason Taylor (1997-2007, 2009, 2011)

##### SEASON

2	Bill Stanfill (1969), 15, 17 yards
2	Dick Anderson (1973), 27, 38 yards
2	Mike Kozlowski (1983), 35, 38 yards
2	Zach Thomas (1998), 17, 1 yards
2	Brock Marion (2001), 26, 100 yards
2	Jason Taylor (2006), 20, 51 yards
2	Reshad Jones (2015), 30, 23 yards

##### GAME

2	Dick Anderson (12/3/73 vs. Pittsburgh)
2	Mike Kozlowski (12/16/83 vs. N.Y. Jets)

## SACKS

#### MOST SACKS

##### CAREER

131.0	Jason Taylor (1997-2007, 2009, 2011)
98.0	Cameron Wake (2009-18)
69.5	Bill Stanfill (1969-76)
65.5	Doug Betters (1978-87)
65.0	Vern Den Herder (1971-82)

##### SEASON

18.5	Bill Stanfill (1973)
18.5	Jason Taylor (2002)
17.5	Joey Porter (2008)
16.5	Trace Armstrong (2000)
16.0	Doug Betters (1983)

##### GAME

5.0	Bill Stanfill (10/7/73 vs. N.Y. Jets)
5.0	Vern Den Herder (10/21/73 vs. Buffalo)
5.0	Bill Stanfill (11/17/74 vs. Buffalo)
4.5	Cameron Wake (9/30/12 at Arizona)
4.0	Vern Den Herder (9/22/74 at Buffalo)
4.0	Vern Den Herder (11/11/79 vs. Baltimore)
4.0	Doug Betters (9/4/83 at Buffalo)
4.0	E.J. Junior (10/6/91 at New England)
4.0	Joey Porter (9/21/08 at New England)
4.0	Cameron Wake (10/18/15 at Tennessee)

#### MOST SACKS BY A ROOKIE

##### SEASON

8.5	<b>Jaelan Phillips (2021)</b>
8.0	Bill Stanfill (1969)
8.0	Lorenzo Bromell (1998)
7.0	A.J. Duhe (1977)
6.0	Marco Coleman (1992)

##### GAME

3.0	A.J. Duhe (11/6/77 at N.Y. Jets)
3.0	Marco Coleman (10/25/92 vs. Indianapolis)
3.0	<b>Jaelan Phillips (11/29/21 vs. Carolina)</b>
2.0	Bill Stanfill (10/26/69 vs. Buffalo)
2.0	Bob Baumhower (11/20/77 at Cincinnati)
2.0	A.J. Duhe (12/11/77 at New England)
2.0	Doug Betters (10/29/78 vs. Baltimore)
2.0	Charles Bowser (1/2/83 at Baltimore)
2.0	John Bosa (12/17/87 vs. N.Y. Jets)
2.0	Marco Coleman (11/1/92 at N.Y. Jets)
2.0	Shane Burton (12/1/96 at Oakland)
2.0	Derrick Rodgers (10/12/97 at N.Y. Jets)
2.0	Lorenzo Bromell (9/13/98 vs. Buffalo)
2.0	Lorenzo Bromell (11/29/98 vs. New Orleans)



2.0	Olivier Vernon (10/14/12 vs. St. Louis)
<b>2.0</b>	<b>Jerome Baker (10/7/18 at Cincinnati)</b>
<b>2.0</b>	<b>Jaelan Phillips (12/5/21 vs. N.Y. Giants)</b>

## FUMBLES

### MOST FUMBLES

#### CAREER

110	Dan Marino (1983-99)
52	Bob Griese (1967-80)
51	Ryan Tannehill (2012-18)
34	Tony Nathan (1979-87)
31	Mercury Morris (1969-75)

#### SEASON

14	Matt Moore (2011)
13	Gus Frerotte (2005)
10	Dan Marino (1988)
10	A.J. Feeley (2004)
10	Ryan Tannehill (2015)

#### GAME

4	Craig Erickson (10/6/96 vs. Seattle)
4	Cleo Lemon (12/9/07 at Buffalo)
4	Jay Cutler (12/17/17 at Buffalo)
<b>3</b>	<b>11 times (last: Tagovailoa, 1/2/2022 at Tennessee)</b>

### MOST FUMBLES BY A ROOKIE

#### SEASON

9	Ryan Tannehill (2012)
8	Tony Nathan (1979)
7	Scott Schwedes (1987)
7	John Beck (2007)
7	Jarvis Landry (2014)

#### GAME

3	Rick Norton (9/9/66 vs. N.Y. Jets)
3	Scott Schwedes (12/13/87 at Philadelphia)
3	John Beck (12/2/07 vs. N.Y. Jets)
3	Jamil Douglas (11/29/15 at N.Y. Jets)

### MOST OWN FUMBLE RECOVERIES

#### CAREER

42	Dan Marino (1983-99)
23	Bob Griese (1967-80)
16	Ryan Tannehill (2012-18)

#### SEASON

7	Dan Marino (1988)
6	Bob Griese (1971)
6	Jay Cutler (2017)

#### GAME

4	Jay Cutler (12/17/17 at Buffalo)
3	Rick Norton (11/9/69 at Boston)
3	Craig Erickson (10/6/96 vs. Seattle)
3	Lamont Brightful (9/19/04 at Cincinnati)
3	Cleo Lemon (12/9/07 at Buffalo)
3	Ryan Tannehill (11/29/15 at N.Y. Jets)

### MOST OPPONENT FUMBLE RECOVERIES

#### CAREER

27	Jason Taylor (1997-2007, 2009, 2011)
16	Bob Baumhower (1977-86)
15	Dick Anderson (1968-77)
14	Vern Den Herder (1971-82)
13	Glenn Blackwood (1979-87)

#### SEASON

5	Dick Anderson (1972)
5	Bud Brown (1985)
4	12 times (last – Kiko Alonso, 2016)

#### GAME

2	Tom Nomina (11/13/66 at Kansas City), 0 yards
2	Art Powell (10/18/70 at Buffalo), 0 yards
2	Jim Riley (11/7/76 vs. Buffalo), 0 yards
2	Jeris White (11/28/76 at Cleveland), 0 yards
2	Bob Baumhower (12/11/77 at New England), 0 yards
2	Tim Foley (11/29/79 vs. New England), 2 yards
2	Glenn Blackwood (10/19/80 vs. Buffalo), 0 yards
2	Doug Betters (11/6/83 at San Francisco), 0 yards
2	Bud Brown (9/8/85 vs. Houston), 6 yards
2	Bryan Cox (10/31/93 vs. Kansas City), 1 yard
2	Jason Taylor (10/7/01 vs. New England), 1 yard, 1 TD
2	Reshad Jones (12/23/12 vs. Buffalo), 24 yards
2	Reshad Jones (10/8/17 vs. Tennessee), 38 yards

### FUMBLE RETURNS FOR TOUCHDOWNS

85t	Jason Taylor (9/11/05 vs. Denver), Jake Plummer
<b>78t</b>	<b>Andrew Van Ginkel (11/1/20 vs. L.A. Rams), Jared Goff</b>
59t	Trell Hooper (10/11/87 vs. Kansas City), Robert Parker
<b>59t</b>	<b>Tyreek Hill (12/11/22 at L.A. Rams), Jeff Wilson Jr.</b>
55t	Liffort Hobley (10/11/87 vs. Kansas City), Chris Smith
50t	Cortland Finnegan (9/28/14 at Oakland in London), Matt McGloin
<b>49t</b>	<b>Xavien Howard (11/11/21 vs. Baltimore), Sammie Watkins</b>
48t	Renaldo Hill (11/19/06 vs. Minnesota), Chester Taylor
48t	Jason Taylor (11/1/09 at N.Y. Jets), Shonn Greene
44t	Don Bessillieu (10/19/80 vs. Buffalo), Joe Cribbs
43t	Michael Lehan (12/2/07 vs. N.Y. Jets), Kellen Clemens
38t	Reshad Jones (10/8/17 vs. Tennessee), Matt Cassel
37t	Pat Johnson (12/24/95 at St. Louis), Todd Kinchen
36t	Shaq Lawson (11/8/20 at Arizona), Kyler Murray
35t	Dick Anderson (10/15/72 vs. San Diego), Mke Garrett
34t	Jason Taylor (11/27/03 at Dallas), Quincy Carter
29t	Jason Taylor (10/1/00 at Cincinnati), Akili Smith
25t	Mike Kozlowski (12/6/81 vs. New England), Sam Cunningham
22t	Terrell Buckley (10/27/97 vs. Chicago), Ricky Proehl
21t	Bob Baumhower (10/7/84 at Pittsburgh), Mark Malone
20t	Sam Madison (10/8/00 vs. Buffalo), Sammy Morris
19t	Liffort Hobley (10/9/88 at L.A. Raiders), Vance Mueller
<b>16t</b>	<b>Xavien Howard (11/27/22 vs. Houston Texans), Jordan Akins</b>
15t	Jimmy Warren off lateral from Bob Neff, (12/16/67 vs. Boston), Jim Nance
14t	Reshad Jones (11/26/17 at New England), Tom Brady
13t	Nick Buoniconti (9/30/73 vs. New England), John Tarver
13t	Bob Baumhower (10/9/78 vs. Cincinnati), Dave Turner
13t	Brian Sochia (12/30/90 vs. Indianapolis), Jeff George
10t	Willie West (10/6/68 at Houston), Bob Davis
10t	Sean Hill (9/1/96 vs. New England), Louis Oliver
7t	Bob Brudzinski (10/27/85 at Detroit), Eric Hipple
<b>*5t</b>	<b>Zach Sieler (1/15/23 at Buffalo), Josh Allen</b>
4t	O.J. McDuffie (10/12/97 at N.Y. Jets), Charles Jordan
4t	Jason Taylor (9/13/99 at Denver), Brian Griese
2t	Randy McMichael (10/12/03 at Jacksonville), Obafemi Ayanbadejo
2t	Melvin Ingram (9/11/22 vs. New England), Mac Jones
1t	Cliff Odum (10/28/90 at Indianapolis), Jack Trudeau
1t	Jason Taylor (10/7/01 vs. New England), Tom Brady
1t	Derrick Pope (11/28/04 at San Francisco), Tim Rattay
0t	Chuck Klingbeil (9/22/91 vs. Green Bay), Don Majkowski
0t	Scott Miller (9/1/96 vs. New England), Stanley Pritchett
0t	Tim Bowens (11/30/97 at Oakland), Jeff George
0t	Travis Minor (10/28/01 at Seattle), Jay Fiedler
0t	Trent Gamble (9/8/02 vs. Detroit), Chris Cash
0t	Koa Misi (9/19/10 at Minnesota), Brett Favre
0t	Sam Eguavoen (1/9/22 vs. New England), Jakobi Meyers

### FUMBLE RETURNS FOR TOUCHDOWNS

#### CAREER

6	Jason Taylor (1997-2007, 2009, 2011)
2	Bob Baumhower (1977-86)

- 2 Liffort Hobley (1987-93)
- 2 Reshad Jones (2010-19)

## TAKEAWAYS

(interceptions/fumble recoveries)

### MOST TAKEAWAYS

#### CAREER

- 51 Dick Anderson (1968-77), 34 INTs, 17 FRs
- 42 Jake Scott (1970-75), 35 INTs, 7 FRs
- 41 Glenn Blackwood (1979-87), 29 INTs, 12 FRs
- 35 Sam Madison (1997-05), 31 INTs, 4 FRs
- 35 Jason Taylor (1997-2007, 2009, 2011), 8 INTs, 27 FRs

#### SEASON

- 11 Dick Anderson (1970), 8 INTs, 3 FRs
- 11 Jake Scott (1974), 8 INTs, 3 FRs
- 10 Dick Westmoreland (1967), 10 INTs
- 10 Xavien Howard (2020), 10 INTs**
- 9 Dick Anderson (1968), 8 INTs, 1 FR
- 9 Dick Anderson (1972), 3 INTs, 6 FRs
- 9 Terrell Buckley (1998), 8 INTs, 1 FR

#### GAME

- 4 Dick Anderson (12/3/73 vs. Pittsburgh), 4 INTs
- 4 Jeris White (11/26/76 at Cleveland), 2 INTs, 2 FRs

### MOST TAKEAWAYS BY A ROOKIE

#### SEASON

- 9 Dick Anderson (1968), 8 INTs, 1 FR
- 7 Lloyd Mumphord (1969), 5 INTs, 2 FRs
- 7 Curtis Johnson (1970), 3 INTs, 4 FRs
- 7 Jarvis Williams (1988), 4 INTs, 3 FRs

#### GAME

- 3 Lloyd Mumphord (12/7/69 vs. Denver), 2 INTs, 1 FR

## BLOCKED KICKS

### MOST BLOCKED KICKS

#### CAREER

- 9 Curtis Johnson (1970-78), 6 FGs, 2 Punts, 1 PAT
- 8 Lloyd Mumphord (1969-74), 7 FGs, 1 Punt
- 5 Vern Den Herder (1971-82), 4 FGs, 1 Punt
- 5 William Judson (1982-89), 3 FGs, 2 Punts
- 5 Jeff Cross (1988-95), 3 FGs, 1 Punt, 1 PAT

#### SEASON

- 4 Wahoo McDaniel (1966), 1 FG, 3 PATs
- 3 Frank Cornish (1970), 2 FGs, 1 PAT
- 3 Curtis Johnson (1972), 1 FG, 2 Punts
- 3 Shane Burton (1998), 3 FGs

### MOST BLOCKED FIELD GOALS

#### CAREER

- 7 Lloyd Mumphord (1969-74)
- 6 Curtis Johnson (1970-78)
- 4 Vern Den Herder (1971-82)
- 4 Bob Baumhower (1977-86)

#### SEASON

- 3 Shane Burton (1998)

### BLOCKED FIELD GOAL RETURNS FOR TOUCHDOWNS

- 51t Lloyd Mumphord (12/6/70 vs. Boston), Gino Capelletti
- 47t Curtis Johnson (12/19/71 vs. Green Bay), Tim Webster

### LONGEST SHORT FIELD GOAL RETURNS

- 50 Jake Scott (12/6/70 vs. Boston), Gino Capelletti

### MOST BLOCKED PUNTS

#### CAREER

- 3 Tim Foley (1970-80)
- 3 Jimmy Wilson (2011-14)
- 2 Curtis Johnson (1970-78)
- 2 William Judson (1982-89)
- 2 Marc Logan (1989-91)
- 2 Terrence Fede (2014-17)

#### SEASON

- 2 Curtis Johnson (1972)
- 2 Tim Foley (1973)
- 2 Marc Logan (1991)

### BLOCKED PUNT RETURNS FOR TOUCHDOWNS

#### 25t Andrew Van Ginkel (11/6/22 at Chicago), Trenton Gill

- 19t Mark Higgs (10/18/90 vs. New England), Brian Hansen
- 11t Walt Aikens (12/17/16 at N.Y. Jets), Lachlan Edwards
- 8t Tim Foley (11/11/73 vs. Baltimore), David Lee
- \*5t Charlie Babb (12/24/72 vs. Cleveland), Don Cockroft
- 5t Tim Foley (11/11/73 vs. Baltimore), David Lee
- 2t Justin Coleman (11/28/21 vs. Carolina), Lachlan Edwards
- 0t Lex Hilliard (11/20/11 vs. Buffalo), Brian Moorman
- 0t Olivier Vernon (10/28/12 at N.Y. Jets), Robert Malone

### MOST BLOCKED POINTS AFTER TOUCHDOWNS

#### CAREER

- 3 Wahoo McDaniel (1966-68)
- 3 Doug Betteres (1978-87)

### DEFENSIVE 2-POINT CONVERSIONS

- 1 Walt Aikens (12/11/16 vs. Arizona), returned blocked PAT (Jordan Phillips)

## SHULA IS COACH TO HALL OF FAMERS

Hall of Fame and former Dolphins Head Coach Don Shula has 15 of his former players enshrined into the Pro Football Hall of Fame in Canton, Ohio. This total is tied for the seventh-most players that an NFL head coach has had inducted into the Hall of Fame, trailing only George Halas, who has 27 players enshrined, Vince Lombardi, Paul Brown and Tom Landry, who have 18 players inducted, George Wilson, who 16 players enshrined and tied with Chuck Knox, who also has 15 players inducted. Of this group, seven played for Shula while he was head coach of the Baltimore Colts (1963-69), while eight were on his teams with the Dolphins (1970-95). Additionally, Shula coached three quarterbacks (John Unitas, Bob Griese and Dan Marino) who would go on to the Hall of Fame.

Hall of Famers who played under Shula in Baltimore include DE Gino Marchetti (Class of 1972), WR Raymond Berry (1973), OT Jim Parker (1973), RB Lenny Moore (1975), QB Unitas (1979), LB Ted Hendricks (1990) and TE John Mackey (1992).

The Dolphins contingent includes WR Paul Warfield (1983), FB Larry Csonka (1987), Jim Langer (1987), Griese (1990), G Larry Little (1993), C Dwight Stephenson (1998), LB Nick Buoniconti (2001) and Marino (2005).



# DOLPHINS TEAM RECORDS

\* - Playoff Game

\*\* - Super Bowl

1966-77: 14 games    1983-86: 16 games    1978-81: 16 games    1987: 15 games    1982: 9 games    1988-2020: 16 games    2021-Present: 17 games

Records listed do not include 1982 regular season, which consisted of 9 games due to a players' strike.

# - Record includes game on 11/30/69 played at Tampa's Tampa Stadium and games on 10/28/07, 10/4/15 and 10/1/17 played at London's Wembley Stadium that were designated as home games.

^ - Record includes games on 9/28/14 played at London's Wembley Stadium and 10/17/21 played at London's Tottenham Hotspur Stadium that were designated as road games.

## CHAMPIONSHIPS

### SUPER BOWL

2    1972, 1973

### AMERICAN FOOTBALL CONFERENCE

5    1971, 1972, 1973, 1982, 1984

### AFC EASTERN DIVISION

13    1971, 1972, 1973, 1974, 1979, 1981, 1983, 1984, 1985, 1992, 1994, 2000, 2008

### PLAYOFF BERTHS

24    1970, 1971, 1972, 1973, 1974, 1978, 1979, 1981, 1982, 1983, 1984, 1985, 1990, 1992, 1994, 1995, 1997, 1998, 1999, 2000, 2001, 2008, 2016, 2022

## GAMES

### REGULAR SEASON RECORD

485-393-4 (.552)

### PLAYOFF RECORD

20-22 (.476)

### OVERALL RECORD

505-415-4 (.549)

### HOME REGULAR-SEASON RECORD

279-158-3 (.638)#

### ORANGE BOWL REGULAR-SEASON RECORD:

110-38-3 (.738)

### HARD ROCK STADIUM REGULAR-SEASON RECORD

169-116 (.593)

### HOME PLAYOFF RECORD

15-7 (.682)

### ORANGE BOWL PLAYOFF RECORD

10-4 (.714)

### HARD ROCK STADIUM PLAYOFF RECORD

5-3 (.625)

### HOME OVERALL RECORD

294-165-3 (.640)#

### ORANGE BOWL OVERALL RECORD

120-42-3 (.736)

### HARD ROCK STADIUM OVERALL RECORD

174-119 (.594)

### ROAD REGULAR-SEASON RECORD

206-235-1 (.467)^

### ROAD PLAYOFF RECORD

5-15 (.250)

### ROAD OVERALL RECORD

211-250-1 (.458)^

### MOST WINS IN A SEASON

17    1972 (14 regular season, 3 playoffs)  
16    1984 (14 regular season, 2 playoffs)

### BEST SEASON WINNING PERCENTAGE

1.000 in 1972 (14-0 regular season, 3-0 playoffs)

### FEWEST WINS IN A SEASON

1 in 2007

### LOWEST SEASON WINNING PERCENTAGE

.063 in 2007 (1-15)

## CONSECUTIVES

### MOST WINS

18    1st in 1972 through 1st in 1973

### MOST REGULAR SEASON WINS

16    14th in 1971 through 1st in 1973  
16    12th in 1983 through 11th in 1984

### MOST HOME WINS

31    10/17/71 through 12/15/74

### MOST REGULAR-SEASON HOME WINS

27    10/17/71 through 12/15/74

### MOST ROAD WINS

9    9/17/72 through 1/14/73

### MOST REGULAR-SEASON ROAD WINS

7    9/17/72 through 12/10/72  
7    12/4/83 through 11/4/84

### MOST WINS IN A SERIES

20    vs. Buffalo, 1970-79

### MOST PRESEASON WINS

11    5th in 1975 through 3rd in 1977

### MOST LOSSES

16    14th in 2006 through 13th in 2007

### MOST REGULAR-SEASON LOSSES

16    14th in 2006 through 13th in 2007

## MOST HOME LOSSES

7	12/25/06 through 12/2/07
7	11/18/10 through 10/23/11

## MOST ROAD LOSSES

11	12/17/06 through 9/14/08
----	--------------------------

## MOST LOSSES IN A SERIES

8	vs. N.Y. Jets, 1966-69
8	vs. N.Y. Jets, 1998-2001

## MOST PRESEASON LOSSES

7	5th in 1988 through 2nd in 1990
---	---------------------------------

## SCORING

### MOST POINTS SCORED

Season	513	1984
Game	55	11/24/77 at St. Louis

### FEWEST POINTS SCORED

Season	213	1966
Game	0	24 times, last 9/19/21 vs. Buffalo

### MOST POINTS ALLOWED

Season	494	2019
Game	*62	1/15/00 at Jacksonville
	59	9/8/19 vs. Baltimore

### FEWEST POINTS ALLOWED

Season	150	1973
Game	0	27 times, last 10/18/20 vs. N.Y. Jets

### MOST POINTS, BOTH TEAMS

Game	96	at N.Y. Jets 51, Miami 45, ot (9/21/86)
	82	at Buffalo 56, Miami 26 (1/3/21)
	81	Buffalo 47, at Miami 34 (12/19/93)

### FEWEST POINTS, BOTH TEAMS

Game	3	at New England 3, Miami 0 (12/12/82)
	3	at Pittsburgh 3, Miami 0 (11/26/07)
	9	New England 6, at Miami 3 (11/20/88)

### MOST DECISIVE WIN

Game	52	52-0 vs. New England (11/12/72)
	44	44-0 vs. Baltimore (11/11/73)
	43	43-0 at N.Y. Jets (10/19/75)
	42	42-0 at Baltimore (9/10/78)
	42	45-3 vs. N.Y. Jets (11/24/86)
	42	42-0 vs. Kansas City (10/11/87)

### MOST DECISIVE LOSS

Game	*55	62-7 at Jacksonville (1/15/00)
	49	59-10 vs. Baltimore (9/8/19)
	45	48-3 vs. Kansas City (9/28/68)
	43	43-0 vs. New England (9/15/19)
	41	41-0 at Kansas City (10/8/67)
	41	41-0 at Indianapolis (12/14/97)

### MOST TOUCHDOWNS SCORED

Season	70	1984
Game	8	11/24/77 at St. Louis

### FEWEST TOUCHDOWNS SCORED

Season	26	1966, 2006, 2010
--------	----	------------------

### MOST TOUCHDOWNS ALLOWED

Season	57	2019
Game	8	9/18/66 at Buffalo
	*8	1/15/00 at Jacksonville
	8	9/8/19 vs. Baltimore
	8	1/3/21 at Buffalo

## FEWEST TOUCHDOWNS ALLOWED

Season	14	1973
--------	----	------

## MOST TOUCHDOWNS SCORED BY

### RUSHING

Season	26	1972, 1975
Game	4	11 times, last 9/16/13 vs. Oakland

### PASSING

Season	49	1984
Game	6	11/24/77 at St. Louis
	6	9/21/86 at N.Y. Jets
	6	9/18/22 at Baltimore

### INTERCEPTION

Season	5	2001
Game	2	12/3/73 vs. Pittsburgh
	2	9/12/82 at N.Y. Jets
	2	12/16/83 vs. N.Y. Jets
	2	12/6/98 at Oakland
	2	10/26/14 at Jacksonville

### KICKOFF RETURN

Season	2	2009
Game	2	11/1/09 at N.Y. Jets

### PUNT RETURN

Season	2	1993
--------	---	------

### FUMBLE RETURN

Season	3	1997, 2022
Game	2	10/11/87 vs. Kansas City
	2	9/1/96 vs. New England

### BLOCKED PUNT RETURN

Season	2	1973
Game	2	11/11/73 vs. Baltimore

## FEWEST TOUCHDOWNS SCORED BY

### RUSHING

Season	4	2017
--------	---	------

### PASSING

Season	12	2007, 1969
--------	----	------------

## MOST TOUCHDOWNS ALLOWED BY

### RUSHING

Season	23	1986
Game	5	9/4/88 at Chicago
	5	9/8/19 vs. Baltimore
	5	10/9/22 at N.Y. Jets

### PASSING

Season	39	2019
Game	6	10/21/07 vs. New England
	6	9/8/19 vs. Baltimore

### INTERCEPTION

Season	8	2004
Game	2	12/18/88 at Pittsburgh
	2	11/23/97 at New England
	2	10/17/99 at New England
	2	11/18/01 vs. N.Y. Jets
	2	10/25/09 vs. New Orleans
	2	10/26/17 at Baltimore
	2	9/15/19 vs. New England

### KICKOFF RETURN

Season	2	1994, 2007, 2010
--------	---	------------------

### PUNT RETURN

Season	2	2008, 2020
--------	---	------------

**FUMBLE RETURN**

Season	3	1974
--------	---	------

**BLOCKED FIELD GOAL RETURN**

Season	1	1979, 1989, 2010, 2014
--------	---	------------------------

**FEWEST TOUCHDOWNS ALLOWED BY RUSHING**

Season	6	1998, 1999
--------	---	------------

**PASSING**

Season	5	1973
--------	---	------

**MOST POINTS AFTER TOUCHDOWN SCORED**

Season	66	1984
Game	7	11/12/72 vs. New England
	7	11/24/77 at St. Louis
	7	9/3/95 vs. N.Y. Jets
	7	9/8/02 vs. Detroit

**MOST POINTS AFTER TOUCHDOWN SCORED, OPPONENT**

Season	49	2007
Game	*8	1/15/00 at Jacksonville
	8	9/8/19 vs. Baltimore
	8	1/3/21 at Buffalo

**MOST FIELD GOALS SCORED**

Season	39	1999
Game	7	12/8/19 at N.Y. Jets

**MOST FIELD GOALS SCORED, OPPONENT**

Season	34	2013
Game	5	9/28/69 at Houston
	5	9/25/88 at Indianapolis
	*5	1/17/93 vs. Buffalo
	5	10/13/02 at Denver
	5	9/7/03 vs. Houston
	5	10/7/07 at Houston
	5	9/14/14 at Buffalo
	5	9/29/16 at Cincinnati
	5	12/24/17 at Kansas City

**MOST SAFETIES SCORED**

Season	3	2005, 2014
Game	2	12/3/17 vs. Denver

**MOST SAFETIES SCORED, OPPONENT**

Season	4	2015
Game	1	34 times, last 10/9/22 at N.Y. Jets

**MOST 2-POINT CONVERSION ATTEMPTS**

Season	10	1994
Game	4	at Indianapolis, 11/26/95

**MOST 2-POINT CONVERSION ATTEMPTS, OPPONENT**

Season	5	1995, 2009, 2016, 2019
Game	2	Six times, last 12/22/19 vs. Cincinnati

**MOST 2-POINT CONVERSIONS**

Season	6	1994
Game	2	at Indianapolis, 11/26/95

**MOST 2-POINT CONVERSIONS, OPPONENT**

Season	5	2016
Game	2	12/22/19 vs. Cincinnati

**SCORE BY QUARTERS, DOLPHINS**

1st –	21	12/20/70 vs. Buffalo
	21	10/2/77 vs. Houston
	21	12/5/04 vs. Buffalo
	21	10/25/15 vs. Houston

2nd –	28	12/17/67 vs. Boston
	24	10/23/77 vs. Seattle
	24	10/29/78 vs. Baltimore
	24	11/20/83 vs. Baltimore
	24	10/9/88 at L.A. Raiders
	24	12/1/91 vs. Tampa Bay

3rd –	21	11/3/74 vs. Atlanta
	21	9/12/82 at N.Y. Jets
	21	9/2/84 at Washington
	21	10/11/87 vs. Kansas City
	21	11/12/89 at N.Y. Jets
	21	10/18/92 vs. New England
	21	12/12/94 vs. Kansas City
	21	9/3/95 vs. N.Y. Jets
	21	10/29/00 vs. Green Bay
	21	11/1/09 at N.Y. Jets
	21	12/4/11 vs. Oakland
	21	12/17/16 at N.Y. Jets

4th –	28	9/18/22 at Baltimore
	25	10/10/99 at Indianapolis
	24	11/25/01 at Buffalo
	23	12/21/14 vs. Minnesota

**SCORE BY QUARTERS, OPPONENT**

1st –	24	9/28/68 vs. Kansas City
	*24	1/2/82 vs. San Diego
	*24	1/15/00 at Jacksonville
	24	12/9/07 at Buffalo

2nd –	31	12/14/97 at Indianapolis
	28	9/21/86 at N.Y. Jets
	28	10/21/07 vs. New England
	28	1/3/21 at Buffalo

3rd –	24	12/14/14 at New England
	21	12/19/93 vs. Buffalo
	21	12/4/94 vs. Buffalo
	21	10/5/10 vs. New England
	21	11/13/17 at Carolina
	21	10/14/18 vs. Chicago

4th –	30	10/23/00 at N.Y. Jets
	28	10/2/66 at San Diego
	28	12/15/91 at San Diego

**SCORE BY QUARTERS, BOTH TEAMS**

1st –	35	12/5/04 vs. Buffalo
		Miami 21, Buffalo 14
	27	9/28/68 vs. Kansas City
		Kansas City 24, Miami 3

2nd –	42	9/21/86 at N.Y. Jets
		N.Y. Jets 28, Miami 14
	35	9/3/95 vs. N.Y. Jets
		Miami 21, N.Y. Jets 14
	35	10/21/07 vs. New England
		New England 28, Miami 7
	35	12/9/18 vs. New England
		New England 21, Miami 14

3rd –	37	11/1/09 at N.Y. Jets
		Miami 21, N.Y. Jets 16
	29	9/4/94 vs. New England
		Miami 15, New England 14
	28	12/10/67 vs. San Diego
		Miami 14, San Diego 14
	28	12/19/93 vs. Buffalo
		Buffalo 21, Miami 7
	28	11/27/94 at N.Y. Jets
		Miami 14, N.Y. Jets 14
	28	12/18/13 at Pittsburgh
		Miami 14, Pittsburgh 14
	28	12/24/16 at Buffalo
		Miami 14, Buffalo 14
	28	11/13/17 at Carolina
		Miami 7, Carolina 21

4th –	41	12/21/14 vs. Minnesota Miami 23, Minnesota 18
	39	10/10/99 at Indianapolis Miami 25, Indianapolis 14
	37	10/23/00 at N.Y. Jets N.Y. Jets 30, Miami 7

### MOST CONSECUTIVE QUARTERS HELD SCORELESS BY DOLPHINS

13 1973, 3rd Q in 8th through 3rd Q in 11th

### MOST CONSECUTIVE QUARTERS HELD SCORELESS BY OPPONENT

11 1970, 1st Q in 6th through 3rd Q in 8th

### SCORE BY HALVES, DOLPHINS

1st –	41	10/25/15 vs. Houston
	35	12/17/67 vs. Boston
	31	12/20/70 vs. Buffalo
	31	12/2/85 vs. Chicago
	31	12/7/86 at New Orleans
2nd –	35	9/18/22 at Baltimore
	31	9/22/85 vs. Kansas City
	31	12/12/94 vs. Kansas City
	31	9/3/95 vs. N.Y. Jets

### SCORE BY HALVES, OPPONENT

1st –	48	9/18/66 at Buffalo
2nd –	38	10/2/66 at San Diego
	36	10/25/09 vs. New Orleans

### SCORE BY HALVES, BOTH TEAMS

1st –	58	9/18/66 at Buffalo Buffalo 48, Miami 10
	52	9/21/86 at N.Y. Jets N.Y. Jets 31, Miami 21
	52	12/21/08 at Kansas City Kansas City 28, Miami 24
	52	9/8/19 vs. Baltimore Baltimore 42, Miami 10
2nd –	52	10/9/83 vs. Buffalo Miami 28, Buffalo 24

## TIME OF POSSESSION (SINCE 1977)

### HIGHEST TIME OF POSSESSION

Season	32:38	1979
Game	45:07	9/21/09 vs. Indianapolis
	43:39	12/7/87 vs. N.Y. Jets
	41:55	12/16/96 vs. Buffalo

### LOWEST TIME OF POSSESSION

Season	27:02	1988
Game	14:28	9/4/88 at Chicago
	16:32	10/1/89 at Houston
	18:02	10/27/96 vs. Dallas

### HIGHEST TIME OF POSSESSION ALLOWED

Season	32:58	1988
Game	46:29	10/4/81 vs. N.Y. Jets (OT)
	45:32	9/4/88 at Chicago
	44:53	10/27/97 vs. Chicago (OT)

### LOWEST TIME OF POSSESSION ALLOWED

Season	27:22	1979
Game	14:53	9/21/09 vs. Indianapolis
	16:21	12/7/87 vs. N.Y. Jets
	18:05	12/16/96 vs. Buffalo

## SCORING DRIVES

### LONGEST SCORING DRIVES

#### BY PLAYS

21	1/1/12 vs. N.Y. Jets (TD, 94 yards, 12:29)
18	11/11/07 vs. Buffalo (TD, 80 yards, 9:45)
18	9/14/08 at Arizona (TD, 89 yards, 7:04)
18	12/27/09 vs. Houston (FG, 61 yards, 4:18)
17	7 times (last: 10/4/20 vs. Seattle [FG, 73 yards, 7:59])

#### BY YARDS

99	9/10/78 at Baltimore (TD, 7 plays, 3:53)
99	9/24/89 vs. N.Y. Jets (TD, 7 plays, 1:27)
98	9/9/18 vs. Tennessee (TD, 12 plays, 5:21)
97	12/15/02 vs. Oakland (TD, 13 plays, 7:53)
97	12/28/14 vs. N.Y. Jets (TD, 1 play, 0:14)
97	10/18/15 at Tennessee (TD, 9 plays, 5:30)

#### BY TIME OF POSSESSION

12:29	1/1/12 vs. N.Y. Jets (TD, 21 plays, 94)
10:30	10/16/94 vs. L.A. Raiders (FG, 10 plays, 65 yards)
10:16	12/10/01 vs. Indianapolis (TD, 15 plays, 78 yards)
10:09	11/9/09 at New England (TD, 16 plays, 66 yards)
10:01	10/27/74 vs. Baltimore (FG, 16 plays, 73 yards)

### LONGEST SCORING DRIVES, OPPONENTS

#### BY PLAYS

20	11/24/97 at Chicago (FG, 77 yards, 11:07)
20	9/25/22 vs. Buffalo (FG, 87 yards, 9:22)
19	Seven times, last: 12/22/13 at Buffalo (FG, 92 yards, 9:16)

#### BY YARDS

99	12/11/76 vs. Minnesota (TD, 16 plays, 9:07)
99	10/27/80 at N.Y. Jets (TD, 17 plays, 9:22)
99	9/30/01 at St. Louis (TD, 11 plays, 5:36)
99	9/12/11 vs. New England (TD, 1 play, 0:13)
99	12/11/16 vs. Arizona (TD, 12 plays, 6:43)
99	11/11/21 vs. Baltimore (TD, 9 plays, 4:12)

#### BY TIME OF POSSESSION

12:45	12/14/75 at Baltimore (FG, 17 plays, 82 yards)
11:07	11/24/91 at Chicago (FG, 20 plays, 77 yards)
11:05	12/16/01 at San Francisco (TD, 17 plays, 98 yards)

## FIRST DOWNS

### MOST FIRST DOWNS

Season	387	1984
Game	36	12/21/14 vs. Minnesota
	34	11/24/77 at St. Louis
	34	12/12/88 vs. Cleveland

### FEWEST FIRST DOWNS

Season	200	1966
Game	6	11/14/99 at Buffalo
	6	12/12/10 at N.Y. Jets
	6	12/22/13 at Buffalo

### MOST FIRST DOWNS ALLOWED

Season	361	2019
Game	39	11/27/88 at N.Y. Jets
	*34	1/2/82 vs. San Diego
	34	11/18/84 at San Diego

### FEWEST FIRST DOWNS ALLOWED

Season	186	1972
Game	4	11/11/73 vs. Baltimore
	5	9/2/79 at Buffalo
	7	9/24/72 vs. Houston
	7	10/28/90 at Indianapolis

### MOST FIRST DOWNS, BOTH TEAMS

Season	701	1984
--------	-----	------

<b>Game</b>	*59	1/2/82 vs. San Diego
	59	10/9/83 vs. Buffalo
	59	11/27/88 at N.Y. Jets

#### FEWEST FIRST DOWNS, BOTH TEAMS

<b>Season</b>	410	1973
<b>Game</b>	15	11/9/69 at Boston
	20	12/12/10 at N.Y. Jets
	21	Three times, last 11/11/73 vs. Baltimore

#### MOST FIRST DOWNS

##### BY RUSHING

<b>Season</b>	170	1972
<b>Game</b>	19	10/29/72 at Baltimore
	19	11/24/77 at St. Louis

##### BY PASSING

<b>Season</b>	250	1986
<b>Game</b>	26	12/12/88 vs. Cleveland
	24	9/15/85 vs. Indianapolis
	24	9/21/86 at N.Y. Jets
	24	11/16/86 at Buffalo
	24	9/24/89 vs. N.Y. Jets

##### BY PENALTY

<b>Season</b>	41	2019
<b>Game</b>	7	11/8/15 at Buffalo
	6	12/4/66 at Denver
	6	11/26/67 vs. Buffalo
	6	9/8/96 at Arizona
	6	12/21/14 vs. Minnesota
	6	10/22/17 vs. N.Y. Jets

#### FEWEST FIRST DOWNS

##### BY RUSHING

<b>Season</b>	61	2013
<b>Game</b>	0	10/15/67 at Boston
	*0	1/15/00 at Jacksonville
	*0	1/6/01 at Oakland
	0	9/19/04 at Cincinnati
	0	10/6/13 vs. Baltimore
	0	9/20/15 at Jacksonville
	0	11/24/15 at N.Y. Jets
	0	9/24/17 at N.Y. Jets

##### BY PASSING

<b>Season</b>	91	1973
<b>Game</b>	1	9/4/83 at Buffalo

##### BY PENALTY

<b>Season</b>	12	2013
---------------	----	------

#### MOST FIRST DOWNS ALLOWED

##### BY RUSHING

<b>Season</b>	155	1988
<b>Game</b>	**24	1/30/83 vs. Washington
	*18	12/30/95 at Buffalo
	18	9/13/20 at New England

##### BY PASSING

<b>Season</b>	215	2012
<b>Game</b>	26	10/11/21 at Tampa Bay
	23	11/27/88 at N.Y. Jets

##### BY PENALTY

<b>Season</b>	42	2005
<b>Game</b>	7	10/9/83 vs. Buffalo
	7	10/23/00 at N.Y. Jets (OT)
	7	11/13/16 at San Diego

#### FEWEST FIRST DOWNS ALLOWED

##### BY RUSHING

<b>Season</b>	66	1969
<b>Game</b>	0	12/20/70 vs. Buffalo
	0	10/13/74 at Washington
	*0	1/9/00 at Seattle
	0	9/14/03 at N.Y. Jets
	0	11/23/06 at Detroit
	0	11/2/08 at Denver
	0	10/4/09 vs. Buffalo
	0	9/30/12 at Arizona

##### BY PASSING

<b>Season</b>	78	1973
<b>Game</b>	0	12/8/68 vs. Boston
	1	11/5/79 vs. Houston
	1	12/12/82 at New England

##### BY PENALTY

<b>Season</b>	8	1973, 1974
---------------	---	------------

### TOTAL NET YARDS

#### MOST NET YARDS

<b>Season</b>	6,936	1984
<b>Game</b>	584	10/23/88 vs. N.Y. Jets
	*569	1/6/85 vs. Pittsburgh
	552	9/30/84 at St. Louis
	552	10/21/84 at New England

#### FEWEST NET YARDS

<b>Season</b>	3,458	1966
<b>Game</b>	88	10/12/80 at New England
	101	11/14/99 at Buffalo
	103	12/22/13 at Buffalo

#### MOST NET YARDS ALLOWED

<b>Season</b>	6,364	2019
<b>Game</b>	643	9/8/19 vs. Baltimore
	622	9/12/11 vs. New England
	597	11/27/88 at N.Y. Jets
	593	10/3/76 vs. Los Angeles

#### FEWEST NET YARDS ALLOWED

<b>Season</b>	3,281	1973
<b>Game</b>	76	10/21/73 vs. Buffalo
	117	10/17/71 vs. New England
	118	10/16/66 vs. Denver
	118	9/21/03 vs. Buffalo

#### MOST NET YARDS GAINED, BOTH TEAMS

<b>Season</b>	12,374	1986
<b>Game</b>	1,110	9/12/11 vs. New England
	1,066	9/21/86 at N.Y. Jets

#### FEWEST NET YARDS GAINED, BOTH TEAMS

<b>Season</b>	7,384	1973
<b>Game</b>	335	10/16/66 vs. Denver

### RUSHING

#### MOST RUSHING YARDS

<b>Season</b>	2,960	1972
<b>Game</b>	315	11/11/73 vs. Baltimore
	304	12/3/72 at New England
	302	10/24/71 at N.Y. Jets
	302	11/7/71 vs. Buffalo
	301	9/30/73 vs. New England

## FEWEST RUSHING YARDS

<b>Season</b>	1,156	2019
<b>Game</b>	2	11/11/13 at Tampa Bay
	7	11/19/06 vs. Minnesota
	12	11/29/15 at N.Y. Jets
	14	11/19/90 vs. L.A. Raiders
	*14	1/9/99 at Denver
	14	12/23/13 at Buffalo

## MOST RUSHING YARDS ALLOWED

<b>Season</b>	2,506	1988
<b>Game</b>	*341	12/30/95 at Buffalo
	305	12/18/88 at Pittsburgh
	299	9/30/07 vs. Oakland

## FEWEST RUSHING YARDS ALLOWED

<b>Season</b>	1,430	1994
<b>Game</b>	14	11/2/08 at Denver
	16	9/2/66 vs. Oakland
	16	11/28/10 at Oakland

## MOST RUSHING YARDS, BOTH TEAMS

<b>Season</b>	4,627	1978
<b>Game</b>	533	12/24/16 at Buffalo
	508	11/7/71 vs. Buffalo
	487	12/5/76 vs. Buffalo

## FEWEST RUSHING YARDS, BOTH TEAMS

<b>Season</b>	2,920	1966
<b>Game</b>	67	9/8/13 at Cleveland
	74	11/23/98 at New England
	79	12/19/99 vs. San Diego

## MOST RUSHING ATTEMPTS

<b>Season</b>	613	1972
<b>Game</b>	58	10/5/75 at Green Bay
	56	9/12/82 at N.Y. Jets
	55	11/24/77 at St. Louis

## FEWEST RUSHING ATTEMPTS

<b>Season</b>	326	1967
<b>Game</b>	*8	1/8/95 at San Diego
	8	12/4/22 at San Francisco
	**9	1/20/85 vs. San Francisco
	9	9/7/86 at San Diego
	9	11/29/15 at N.Y. Jets
	9	10/10/21 at Tampa Bay

## MOST RUSHING ATTEMPTS, OPPONENT

<b>Season</b>	557	1988
<b>Game</b>	*59	1/12/86 vs. New England
	54	9/4/88 at Chicago
	**52	1/30/83 vs. Washington
	*52	12/30/95 at Buffalo

## FEWEST RUSHING ATTEMPTS, OPPONENT

<b>Season</b>	387	1970
<b>Game</b>	7	9/4/94 at Green Bay
	10	11/23/06 at Detroit
	10	12/11/17 vs. New England
	11	9/14/03 at N.Y. Jets
	11	9/21/09 vs. Indianapolis

## HIGHEST RUSHING AVERAGE

<b>Season</b>	5.00	1971
---------------	------	------

## LOWEST RUSHING AVERAGE

<b>Season</b>	3.12	1997
---------------	------	------

## HIGHEST RUSHING AVERAGE, OPPONENT

<b>Season</b>	4.88	1968
---------------	------	------

## LOWEST RUSHING AVERAGE, OPPONENT

<b>Season</b>	3.29	2003
---------------	------	------

## PASSING

### MOST NET YARDS PASSING

<b>Season</b>	5,018	1984
<b>Game</b>	521	10/23/88 vs. N.Y. Jets
	461	9/18/22 at Baltimore
	456	9/4/94 vs. New England
	446	9/24/89 vs. N.Y. Jets

### FEWEST NET YARDS PASSING

<b>Season</b>	1,582	1973
<b>Game</b>	22	11/23/69 vs. Houston
	*26	12/30/73 vs. Oakland
	26	9/4/83 at Buffalo

### MOST NET YARDS PASSING ALLOWED

<b>Season</b>	4,198	2019
<b>Game</b>	516	9/12/11 vs. New England
	449	9/21/86 at N.Y. Jets
	437	10/10/21 at Tampa Bay

### FEWEST NET YARDS PASSING ALLOWED

<b>Season</b>	1,290	1973
<b>Game</b>	1	10/21/73 vs. Buffalo
	11	11/5/79 vs. Houston
	13	12/12/82 at New England

### MOST NET YARDS PASSING, BOTH TEAMS

<b>Season</b>	8,503	2022
<b>Game</b>	884	9/21/86 at N.Y. Jets

### FEWEST NET YARDS PASSING, BOTH TEAMS

<b>Season</b>	2,872	1973
<b>Game</b>	72	12/12/82 at New England

### MOST GROSS YARDS PASSING

<b>Season</b>	5,146	1984
<b>Game</b>	521	10/23/88 vs. N.Y. Jets
	473	9/4/94 vs. New England
	470	12/2/84 vs. L.A. Raiders

### FEWEST GROSS YARDS PASSING

<b>Season</b>	1,675	1973
<b>Game</b>	*34	12/30/73 vs. Oakland
	46	9/4/83 at Buffalo
	46	12/21/03 at Buffalo

### MOST GROSS YARDS PASSING ALLOWED

<b>Season</b>	4,373	2020
<b>Game</b>	517	9/12/11 vs. New England
	479	9/21/86 at N.Y. Jets
	452	10/10/21 at Tampa Bay

### FEWEST GROSS YARDS PASSING ALLOWED

<b>Season</b>	1,604	1973
<b>Game</b>	13	12/12/82 at New England
	25	11/5/79 vs. Houston
	35	12/9/73 at Baltimore

### MOST PASS ATTEMPTS

<b>Season</b>	645	1986
<b>Game</b>	*66	12/30/95 at Buffalo
	65	12/4/05 vs. Buffalo
	62	10/22/06 vs. Green Bay

### FEWEST PASS ATTEMPTS

<b>Season</b>	256	1973
<b>Game</b>	*6	12/30/73 vs. Oakland
	**7	1/13/74 vs. Minnesota
	*8	1/2/72 vs. Baltimore

## MOST PASS ATTEMPTS, OPPONENT

<b>Season</b>	624	2022
<b>Game</b>	63	9/25/22 vs. Buffalo
	61	11/1/20 vs. L.A. Rams
	59	10/23/00 at N.Y. Jets (OT)
	58	10/4/92 at Buffalo
	56	11/18/84 at San Diego
	56	9/7/14 vs. New England
	56	12/22/19 vs. Cincinnati

## FEWEST PASS ATTEMPTS, OPPONENT

<b>Season</b>	320	1973
<b>Game</b>	5	12/12/82 at New England
	8	11/14/76 at Pittsburgh
	8	12/9/73 at Baltimore

## MOST PASS COMPLETIONS

<b>Season</b>	404	2021
<b>Game</b>	39	11/16/86 at Buffalo
	38	11/23/97 at New England
	36	1/3/21 at Buffalo
	36	9/18/22 at Baltimore

## FEWEST PASS COMPLETIONS

<b>Season</b>	133	1973
<b>Game</b>	3	10/15/73 at Cleveland
	*3	12/30/73 vs. Oakland

## MOST PASS COMPLETIONS, OPPONENT

<b>Season</b>	416	2022
<b>Game</b>	42	9/25/22 vs. Buffalo
	38	10/9/83 vs. Buffalo
	37	11/18/84 at San Diego
	37	12/4/16 at Baltimore

## FEWEST PASS COMPLETIONS, OPPONENT

<b>Season</b>	151	1973
<b>Game</b>	2	11/9/69 at Boston
	2	12/12/82 at New England
	4	11/14/76 at Pittsburgh

## INTERCEPTIONS

### MOST INTERCEPTIONS

<b>Season</b>	32	1978, 458 yards
<b>Game</b>	6	12/3/73 vs. Pittsburgh
	6	10/19/75 at N.Y. Jets
	6	9/10/78 at Baltimore
	6	11/21/82 at Buffalo
	6	10/16/83 at N.Y. Jets
	6	12/6/98 at Oakland

### FEWEST INTERCEPTIONS

<b>Season</b>	8	2006, 116 yards
		2022, 115 yards

### MOST INTERCEPTIONS, OPPONENT

<b>Season</b>	32	1966, 370 yards
<b>Game</b>	6	11/13/66 at Kansas City

### FEWEST INTERCEPTIONS, OPPONENT

<b>Season</b>	7	2008, 130 yards
---------------	---	-----------------

### MOST INTERCEPTION RETURN YARDS

<b>Season</b>	522	1966
<b>Game</b>	218	10/4/92 at Buffalo

### FEWEST INTERCEPTION RETURN YARDS

<b>Season</b>	66	2010
---------------	----	------

## MOST INTERCEPTION RETURN YARDS, OPPONENT

<b>Season</b>	596	1969
<b>Game</b>	160	11/23/97 at New England
	151	12/2/84 vs. L.A. Raiders
	151	11/18/01 vs. N.Y. Jets

## FEWEST INTERCEPTION RETURN YARDS, OPPONENT

<b>Season</b>	100	1985
---------------	-----	------

## PENALTIES

### MOST PENALTIES

<b>Season</b>	137	2017, 1,154 yards
<b>Game</b>	18	10/9/05 at Buffalo
	17	11/19/17 vs. Tampa Bay

### MOST YARDS PENALIZED

<b>Season</b>	1,154	2017, on 137
<b>Game</b>	149	10/12/03 at Jacksonville
	145	12/31/17 vs. Buffalo
	143	10/1/95 at Cincinnati

### FEWEST PENALTIES

<b>Season</b>	48	1968, 485 yards
<b>Game</b>	0	12/23/67 vs. Houston
	0	12/8/68 vs. Boston
	0	9/29/91 at N.Y. Jets
	*0	1/10/93 vs. San Diego
	0	12/21/98 vs. Denver
	0	9/15/13 at Indianapolis

### FEWEST YARDS PENALIZED

<b>Season</b>	416	1973, on 52
<b>Game</b>	0	12/23/67 vs. Houston
	0	12/8/68 vs. Boston
	0	9/29/91 at N.Y. Jets
	*0	1/10/93 vs. San Diego
	0	12/21/98 vs. Denver
	0	9/15/13 at Indianapolis

## MOST PENALTIES, OPPONENT

<b>Season</b>	122	2017, 1,077 yards
<b>Game</b>	19	12/22/85 vs. Buffalo
	17	10/18/87 at N.Y. Jets
	15	10/9/83 vs. Buffalo

## MOST YARDS PENALIZED, OPPONENT

<b>Season</b>	1,084	2019, on 111
<b>Game</b>	163	10/4/15 vs. N.Y. Jets (at London)
	156	9/20/69 at Oakland
	144	11/5/67 at Buffalo

## FEWEST PENALTIES, OPPONENT

<b>Season</b>	59	1967, 691 yards
<b>Game</b>	0	10/4/20 vs. Seattle

## FEWEST YARDS PENALIZED, OPPONENT

<b>Season</b>	525	1974, on 67
<b>Game</b>	0	10/4/20 vs. Seattle

## MOST PENALTIES, BOTH TEAMS

<b>Season</b>	259	2017, 2,231 yards
<b>Game</b>	26	12/22/85 vs. Buffalo
	26	11/19/17 vs. Tampa Bay
	25	10/9/05 at Buffalo

## MOST YARDS PENALIZED, BOTH TEAMS

<b>Season</b>	2,231	2017, on 259
<b>Game</b>	243	10/4/15 vs. N.Y. Jets (at London)
	230	10/3/70 vs. Oakland
	227	11/30/69 vs. Boston (at Tampa)

## FEWEST PENALTIES, BOTH TEAMS

<b>Season</b>	112	1967, 1,181 yards
<b>Game</b>	2	12/23/67 vs. Houston
	2	11/11/73 vs. Baltimore
	2	12/12/82 at New England

## FEWEST YARDS PENALIZED, BOTH TEAMS

<b>Season</b>	1,032	1973, on 113
<b>Game</b>	10	11/11/73 vs. Baltimore
	10	12/12/82 at New England
	13	9/15/13 at Indianapolis

## PUNTING

### MOST PUNTS

<b>Season</b>	99	2004
<b>Game</b>	11	12/7/03 at New England

### MOST PUNT YARDS

<b>Season</b>	4,380	2015, 47.6 average
<b>Game</b>	564	12/12/10 at N.Y. Jets
	501	12/22/13 at Buffalo

### FEWEST PUNTS

<b>Season</b>	44	1972
<b>Game</b>	0	9/23/79 vs. Chicago
	0	10/12/86 vs. Buffalo
	0	12/12/88 vs. Cleveland
	0	12/28/03 vs. N.Y. Jets
	0	11/13/22 vs. Cleveland

### MOST PUNTS, OPPONENT

<b>Season</b>	102	2004
<b>Game</b>	11	11/11/73 vs. Baltimore
	11	12/7/03 at New England

### MOST PUNT YARDS, OPPONENT

<b>Season</b>	4,313	2011, 45.4 average
<b>Game</b>	475	9/20/98 vs. Pittsburgh

### FEWEST PUNTS, OPPONENT

<b>Season</b>	52	1967
<b>Game</b>	0	12/17/67 vs. Boston
	0	9/21/97 at Tampa Bay
	0	11/7/10 at Baltimore
	0	9/29/19 vs. L.A. Chargers
	1	24 times, last 11/13/22 vs. Cleveland

### MOST PUNTS, BOTH TEAMS

<b>Season</b>	201	2004
<b>Game</b>	22	12/7/03 at New England

### FEWEST PUNTS, BOTH TEAMS

<b>Season</b>	116	1995
<b>Game</b>	1	10/12/86 vs. Buffalo
	1	11/13/22 vs. Cleveland
	2	9/23/79 vs. Chicago
	2	12/12/88 vs. Cleveland

### HIGHEST PUNTING AVERAGE

<b>Season</b>	49.7	2012, 76 punts
<b>x-Game</b>	58.8	9/23/12 vs. N.Y. Jets

### HIGHEST PUNTING AVERAGE, OPPONENT

<b>Season</b>	46.7	2008, 61 punts
<b>x-Game</b>	56.7	11/24/13 vs. Carolina

x - minimum 4 punts

## PUNT RETURNS

### MOST PUNT RETURNS

<b>Season</b>	55	1983, 581 yards
<b>Game</b>	7	10/19/69 at Kansas City
	7	9/19/04 at Cincinnati
	7	11/24/13 vs. Carolina

### MOST PUNT RETURN YARDS

<b>Season</b>	581	1983, 55 returns
<b>Game</b>	123	10/19/69 at Kansas City
	123	12/13/93 vs. Pittsburgh

### MOST PUNT RETURNS, OPPONENT

<b>Season</b>	50	2015, 526 yards
<b>Game</b>	9	12/12/10 at N.Y. Jets
	8	9/9/66 vs. N.Y. Jets
	8	12/24/05 vs. Tennessee

### MOST PUNT RETURN YARDS, OPPONENT

<b>Season</b>	526	2015, 50 returns
<b>Game</b>	116	12/16/18 at Minnesota
	115	10/12/80 at New England
	113	11/16/08 vs. Oakland

## KICKOFF RETURNS

### MOST KICKOFF RETURNS

<b>Season</b>	78	2007, 1,552 yards
<b>Game</b>	9	9/18/66 at Buffalo
	9	9/7/86 at San Diego
	*9	1/12/91 at Buffalo
	*9	1/15/00 at Jacksonville
	9	12/2/07 vs. N.Y. Jets

### MOST KICKOFF RETURN YARDS

<b>Season</b>	1,739	2009, 75 returns
<b>Game</b>	299	11/1/09 at N.Y. Jets
	245	12/5/71 at New England

### MOST KICKOFF RETURNS, OPPONENT

<b>Season</b>	85	1995, 1,782 yards
<b>Game</b>	9	11/24/77 at St. Louis
	9	9/3/95 vs. N.Y. Jets

### MOST KICKOFF RETURN YARDS, OPPONENT

<b>Season</b>	1,782	1995, 85 returns
<b>Game</b>	251	12/12/94 vs. Kansas City
	248	9/21/08 at New England

## SACKS

### MOST SACKS

<b>Season</b>	49.0	1983, 363 yards
	49.0	2005, 375 yards
<b>Game</b>	9.0-59.0	10/21/73 vs. Buffalo
	8.0-61.0	9/20/81 at Houston
	8.0-57.0	9/13/98 vs. Buffalo
	8.0-47.0	12/6/98 at Oakland
	8.0-34.0	11/28/04 at San Francisco
	8.0-53.0	11/23/06 at Detroit
	8.0-55.0	9/30/12 at Arizona
	8.0-54.0	12/27/21 at New Orleans

### FEWEST SACKS

<b>Season</b>	16.0	1966, 180 yards
---------------	------	-----------------

### MOST SACKS, OPPONENT

<b>Season</b>	58.0	2013, 399 yards and 2019, 313 yards
<b>Game</b>	9.0-53.0	10/17/99 at New England
	9.0-60.0	12/11/11 vs. Philadelphia
	9.0-71.0	12/16/18 at Minnesota



## FEWEST SACKS, OPPONENT

Season 7.0 1988, 41 yards

## MOST CONSECUTIVE GAMES WITH NO SACKS ALLOWED

19 5th through 16th in 1988 and 1st through 7th in 1989

## MOST SACKS, BOTH TEAMS

Season 100.0 2013, 671 yards

## FEWEST SACKS, BOTH TEAMS

Season 31.0 1988, 208 yards

## FUMBLES

### MOST FUMBLES

Season	42	2004
Game	8	12/9/07 at Buffalo
	7	10/6/96 vs. Seattle

### MOST FUMBLES LOST

Season	20	1985
Game	5-5	9/25/83 vs. Kansas City
	*6-5	1/15/00 at Jacksonville
	4-4	10/15/67 at Boston
	5-4	11/15/70 vs. New Orleans
	4-4	9/19/71 at Denver
	*5-4	1/12/86 vs. New England
	4-4	9/7/86 at San Diego
	5-4	10/18/90 vs. New England
	4-4	12/27/98 at Atlanta

### FEWEST FUMBLES

Season 12 2000

### MOST FUMBLES, OPPONENT

Season	38	1971, 1983
Game	7	11/7/71 vs. Buffalo
	7	9/18/77 at Buffalo
	7	10/23/83 at Baltimore
	7	12/4/94 vs. Buffalo

## MOST FUMBLES LOST, OPPONENT

Season 21 1971, 1978

## TAKEAWAY/GIVEAWAY

### BEST RATIO

Season	+23	1978, 53 TAs, 30 GAs
	+18	1972, 46 TAs, 28 GAs

### WORST RATIO

Season	-18	1989, 23 TAs, 41 GAs
	-17	2004, 25 TAs, 42 GAs

### MOST TAKEAWAYS

Season	53	1978, 21 FRs, 32 INTs
	46	1966, 15 FRs, 31 INTs
	46	1972, 20 FRs, 26 INTs

### FEWEST TAKEAWAYS

Season 14 2022, 6 FRs, 8 INTs

### MOST TAKEAWAYS, OPPONENT

Season 44 1967, 16 FRs, 28 INTs

### FEWEST TAKEAWAYS, OPPONENT

Season 13 2008, 6 FRs, 7 INTs

## BLOCKED PUNTS

### MOST BLOCKED PUNTS

Season 3 2014

# ALL-TIME LEADERS

*(boldface indicates active player)*

## RUSHING

	PLAYER	YEARS	NO.	YDS.	AVG.	LG	TD
1.	Larry Csonka	1968-74, 1979	1,506	6,737	4.5	54t	53
2.	Ricky Williams	2002-03, 2005, 2007-10	1,509	6,436	4.3	68t	48
3.	Ronnie Brown	2005-10	1,128	4,815	4.3	65t	36
4.	Mercury Morris	1969-75	754	3,877	5.1	70t	29
5.	Jim Kiick	1968-74	997	3,644	3.7	56	28
6.	Tony Nathan	1979-87	732	3,543	4.8	46	16
7.	Karim Abdul-Jabbar	1996-99	888	3,063	3.4	45	33
8.	Lamar Miller	2012-15	638	2,930	4.6	97t	19
9.	Mark Higgs	1990-94	702	2,648	3.8	31	14
10.	Delvin Williams	1978-80	643	2,632	4.1	65	13
11.	Andra Franklin	1981-84	622	2,232	3.6	29	22
12.	Benny Malone	1974-78	503	2,129	4.2	66t	16
13.	Lamar Smith	2000-01	622	2,107	3.4	68t	20
14.	Reggie Bush	2011-12	443	2,072	4.7	76t	12
15.	Bernie Parmalee	1992-98	513	1,959	3.8	47t	15
16.	Lorenzo Hampton	1985-89	500	1,949	3.9	54t	22
17.	Jay Ajayi	2015-17	447	1,924	4.3	62t	9
18.	Sammie Smith	1989-91	509	1,787	3.5	33	15
19.	Woody Bennett	1980-88	419	1,744	4.2	25	9
20.	Kenyan Drake	2016-19	333	1,532	4.6	66t	9
21.	Don Nottingham	1973-77	365	1,524	4.2	56	25
22.	Norm Bulaich	1975-79	340	1,498	4.4	63	17
23.	Daniel Thomas	2011-14	409	1,480	3.6	55	10
24.	Gary Davis	1976-79	317	1,389	4.4	65t	7

## RUSHING

PLAYER	YEARS	NO.	YDS.	AVG.	LG	TD
25. Myles Gaskin	2019-22	361	1,355	3.8	30	7
26. Troy Stradford	1987-90	343	1,332	3.9	51	10
27. Ryan Tannehill	2012-18	248	1,210	4.9	48	6
28. Travis Minor	2001-06	277	1,133	4.1	56t	8
29. Ron Davenport	1985-89	274	1,127	4.1	64	13
30. Terry Kirby	1993-95	287	1,037	3.6	38	9
31. Bob Griese	1967-80	261	994	3.8	35	7
32. Sammy Morris	2004-06	240	981	4.1	55	8
33. Irving Spikes	1994-97	252	934	3.7	49	8
34. Leroy Harris	1977-78	214	929	4.3	77t	6
35. Raheem Mostert	2015, 2022	181	891	4.9	67	3
36. Jay Fiedler	2000-04	201	834	4.1	30	11
37. David Woodley	1980-83	173	771	4.5	29	9
38. J.J. Johnson	1999-01	219	748	3.4	34	5
39. Frank Gore	2018	156	722	4.6	39	0
40. Joe Carter	1984-86	118	589	5.0	35	1
41. Stan Mitchell	1966-70	173	548	3.1	30	4
42. Joe Auer	1966-67	165	544	3.3	41	5
43. Salvon Ahmed	2020-22	141	532	3.8	31	4
44. Marc Logan	1989-91	140	523	3.7	17	2
45. Jesse Chatman	2005, 2007	128	515	4.0	30	1
46. John Avery	1998-99	143	503	3.5	44	2
47. Damien Williams	2014-17	133	477	3.6	69	3
48. Bobby Humphrey	1992	102	471	4.6	21	1
49. Hubert Ginn	1970-75	101	415	4.1	46	3
50. Cecil Collins	1999	131	414	3.2	25t	2
51. Ryan Fitzpatrick	2019-20	84	394	4.7	20	6
52. David Overstreet	1983	85	392	4.6	44	1
Jeff Wilson Jr.	2022	84	392	4.7	28	3
54. Keith Byars	1993-96	98	377	3.8	77t	6
55. Chris Chambers	2001-07	41	355	8.7	61	0
56. Duke Johnson	2021	71	330	4.7	27	3
57. Kalen Ballage	2018-19	110	326	3.0	75t	4
58. Sam Price	1966-68	82	313	3.8	38	1
59. Tua Tagovailoa	2020-22	102	307	3.0	23	6
60. Abner Haynes	1967	56	274	4.9	65t	2
61. Lousaka Polite	2008-10	86	270	3.1	14	1
62. Cookie Gilchrist	1966	72	262	3.6	22	0
63. Matt Breida	2020	59	254	4.3	24	0
64. Terry Robiskie	1980-81	78	250	3.2	36	2
65. Nat Moore	1974-86	40	249	6.2	36	1
66. Patrick Laird	2019-21	76	244	3.2	18	1
67. Steve Howell	1979-81	68	235	3.4	23	1
68. Billy Joe	1966	71	232	3.3	14	0
69. Charles Leigh	1971-74	48	228	4.8	34t	1
70. Tom Vigorito	1981-85	54	215	4.0	33t	2
Stan Winfrey	1975-77	55	215	3.9	13	1
72. Stanley Pritchett	1996-99	63	211	3.3	25	2
73. Eddie Hill	1981-84	52	209	4.0	24	1
74. Autry Denson	1999-00	59	206	3.5	20	0
75. Mark Walton	2019	53	201	3.8	19	0
76. Ronald Scott	1987	47	199	4.2	24	3
77. Jack Harper	1967-68	41	197	4.8	37t	1
78. Chad Henne	2008-11	66	196	3.0	20	2
79. Freddie Solomon	1975-77	14	190	13.6	59t	1
80. Jerris McPhail	1996-97	23	174	7.6	71t	1
81. James McKnight	2001-03	15	172	11.5	68t	1
82. Patrick Cobbs	2006-10	37	171	4.6	44	2
83. Paul Warfield	1970-74	16	166	10.4	39	0
84. Pete Johnson	1984	68	159	2.3	9	9
Larry Seiple	1967-77	16	159	9.9	34	0
86. Knowshon Moreno	2014	31	148	4.8	15	1
87. Jim Jensen	1981-92	26	142	5.5	23	0
88. Leonard Henry	2002-04	46	141	3.1	53	0
89. George Wilson	1966	27	137	5.1	37	0
90. Thurman Thomas	2000	28	136	4.9	25	0
91. Rick Casares	1966	43	135	3.1	10	0
92. Ray Lucas	2001-02	44	132	3.0	17	3
93. Tony Paige	1990-92	49	131	2.7	11	3
94. Lex Hilliard	2009-11	39	130	3.3	18	2

## RUSHING

	PLAYER	YEARS	NO.	YDS.	AVG.	LG	TD
95.	Lorenzo Booker	2007	28	125	4.5	22	0
	Malcolm Brown	2021	33	125	3.8	24t	1
97.	Ted Ginn, Jr.	2007-09	16	124	7.8	40t	2
	Damon Huard	1997-00	28	124	4.4	25	0
99.	Jonas Gray	2015	31	122	3.9	16	0
100.	Chase Edmonds	2022	42	120	2.9	28	2
	Earl Morrall	1972-76	23	120	5.2	31t	1
102.	Jarvis Landry	2014-17	26	119	4.6	22t	1
	Phillip Lindsay	2021	38	119	3.1	9	0
104.	Rob Konrad	1999-04	38	114	3.0	18t	1
105.	Aaron Craver	1991-94	29	110	3.8	19	1
106.	Cleo Lemon	2005-07	34	109	3.2	11	4
107.	Mark Clayton	1983-92	14	108	7.7	30	0
	Gene Milton	1968-69	9	108	12.0	34	0
109.	Robert Edwards	2002	20	107	5.4	19	1
110.	Samkon Gado	2007	35	104	3.0	20t	3
111.	Scott Secules	1989-91	16	103	6.4	17	1
112.	Scott Mitchell	1990-93	29	99	3.4	32	0
113.	Kyle Mackey	1987	17	98	5.8	17	2
114.	Brandon Bolden	2018	8	91	11.4	54t	2
115.	Dan Marino	1983-99	301	87	0.3	15	9
116.	DeAndre Washington	2020	28	86	3.1	16	0
117.	Pat White	2009	21	81	3.9	33	0
118.	Albert Wilson	2018-19, 21	17	78	4.6	28	0
119.	George Chesser	1966-67	18	77	4.3	19	0
120.	Tyler Thigpen	2009-10	14	74	5.3	12	0
121.	Frank Jackson	1966-67	3	70	23.3	48	0
	Jacoby Brissett	2021	19	70	3.7	19	1
123.	Chad Pennington	2008-10	33	69	2.1	16	1
124.	Matt Moore	2011-17	46	66	1.4	16	2
125.	Brian Hartline	2009-14	7	65	9.3	30	1
	Larry Izzo	1996-00	2	65	32.5	39	0
127.	Lamar Gordon	2004	35	64	1.8	11	0
	Steve Slaton	2011	17	64	3.8	28	1
129.	Gus Frerotte	2005	27	61	2.3	14	0
	Bob Torrey	1979	13	61	4.7	17	1
131.	Clarence Bailey	1987	10	55	5.5	13	0
	Arian Foster	2016	22	55	2.5	9	0
133.	Brock Forsey	2004	19	53	2.8	15	0
134.	O.J. McDuffie	1993-01	15	49	3.3	12	0
	Mike Wallace	2013-14	7	49	7.0	13	0
136.	Jim Braxton	1978	20	48	2.4	15	2
137.	Nick Giaquinto	1980-81	8	47	5.9	20	0
138.	Mark Konecny	1987	6	46	7.7	19	0
139.	John Tagliaferri	1987	13	45	3.5	7	1
140.	Lawrence Phillips	1997	18	44	2.4	8	0
141.	Jakeem Grant Sr.	2016-21	12	43	3.6	29	1
142.	Bernie Kosar	1994-96	9	42	4.7	17	1
143.	Rickey Isom	1987	9	41	4.6	8	1
	Rick Norton	1966-69	19	41	2.2	13	0
145.	James Saxon	1992-94	7	36	2.1	9	0
146.	Duriel Harris	1976-83, 1985	3	33	11.0	20	0
	Jordan Howard	2020	28	33	1.2	8	4
	Matt Turk	2000-01, 2003-04	4	33	8.3	23	0
149.	Lynn Bowden Jr.	2020	9	32	3.6	11	0
	Jay Cutler	2017	19	32	1.7	9	0
	Trent Green	2007	7	32	4.6	23	0
	<b>Tyreek Hill</b>	<b>2022</b>	<b>7</b>	<b>32</b>	<b>4.6</b>	<b>10</b>	<b>1</b>
153.	Rich Diana	1982	8	31	3.9	7	0
154.	Davone Bess	2008-12	7	30	4.3	13	0
	Senorise Perry	2017-18	8	30	3.8	12	0
156.	Tom Brown	1987-89	16	29	1.8	6	0
	<b>Jaylen Waddle</b>	<b>2021-22</b>	<b>5</b>	<b>29</b>	<b>5.8</b>	<b>9</b>	<b>1</b>
158.	Teddy Bridgewater	2022	3	27	9.0	11	0
159.	Lee Suggs	2006	6	26	4.3	7	0
	Marcus Thigpen	2012-13	7	26	3.7	9	0
161.	Marlon Moore	2010-13	2	25	12.5	16	0
162.	Craig Erickson	1996-98	15	24	1.6	12	0
	Joey Harrington	2006	19	24	1.3	7	0
	John Stofa	1966-67, 1969-70	7	24	3.4	14	1
165.	Marty Booker	2004-07	6	23	3.8	18	0

## RUSHING

	PLAYER	YEARS	NO.	YDS.	AVG.	LG	TD
	Clayton Fejedelem	2020-22	4	23	5.8	22	0
167.	Isaiah Pead	2016	8	22	2.8	4	0
168.	Joe Cribbs	1988	5	21	4.2	11	0
	Mike Gillislee	2013-14	6	21	3.5	6	0
	Brock Osweiler	2018	8	21	2.6	7	0
	<b>Skyлар Thompson</b>	<b>2022</b>	<b>14</b>	<b>21</b>	<b>1.5</b>	<b>9</b>	<b>0</b>
	Dedric Ward	2001-02	2	21	10.5	16	0
173.	Daunte Culpepper	2006	10	20	2.0	7	1
	Don Strock	1974-87	51	20	0.4	18	2
175.	Brandon Marshall	2010-11	3	16	5.3	13	0
	Samaje Perine	2019	5	16	3.2	9	0
177.	Charles Clay	2011-14	7	15	2.1	13	1
	Brian Griese	2003	5	15	3.0	9	0
179.	Leonte Carroo	2016-18	1	14	14.0	14	0
	MarQueis Gray	2016-17	5	14	2.8	5	0
	Garrett Limbrick	1990	5	14	2.8	5	0
182.	A.J. Feeley	2004-05	14	13	0.9	7t	1
	Jovorskie Lane	2012	13	13	1.0	4	2
	Josh Rosen	2019	3	13	4.3	6	0
	Tom Orosz	1981-82	1	13	13.0	13	0
	Gary Tucker	1968	4	13	3.3	7	0
187.	John Beck	2007-08	9	12	1.3	8	1
	Marlin Briscoe	1972-74	3	12	4.0	17	0
	Charles Jordan	1996-98	3	12	4.0	16	0
	Ron Moore	1998	4	12	3.0	4	0
191.	Terry Anderson	1977-78	1	11	11.0	11	0
	Terry Cole	1971	3	11	3.7	4	0
	Isaiah Ford	2019-21	1	11	11.0	11	0
	Cleveland Gary	1994	7	11	1.6	4	0
195.	Nuu Faaola	1989	2	10	5.0	5	0
	Pete Roth	1987	3	10	3.3	9	0
197.	LaMichael James	2014-15	3	9	3.0	5	0
	Vick King	2004	4	9	2.3	3	0
199.	David Fales	2017	4	8	2.0	3	1
	<b>Alec Ingold</b>	<b>2022</b>	<b>6</b>	<b>8</b>	<b>1.3</b>	<b>2</b>	<b>1</b>
	Randy McMichael	2002-06	1	8	8.0	8	0
	<b>Cedrick Wilson Jr.</b>	<b>2022</b>	<b>1</b>	<b>8</b>	<b>8.0</b>	<b>8</b>	<b>0</b>
203.	Jimmy Hines	1969	1	7	7.0	7	0
	John Kidd	1994-97	2	7	3.5	4	0
	Hendrick Lusk	1998	1	7	7.0	7	0
	Rishard Matthews	2012-15	2	7	3.5	4	0
	Preston Williams	2019-21	1	7	7.0	7	0
208.	Kevin Curtis	2010	1	6	6.0	6	0
	Todd Doxzon	1998	2	6	3.0	3	0
	Craig Ellis	1986	3	6	2.0	2	0
	Tony Martin	1989-93, 1999-00	4	6	1.5	8	0
	De'Lance Turner	2019	4	6	1.5	5	0
	Dick Wood	1966	5	6	1.2	7	1
214.	Reagan Mauia	2007	4	5	1.3	3	0
	Malcolm Perry	2020	3	5	1.7	6	0
	Sage Rosenfels	2002-05	9	5	0.6	12	0
	Kory Sheets	2009-10	1	5	5.0	5	0
	Don Testerman	1980	1	5	5.0	5	0
	Wes Welker	2004-06	1	5	5.0	5	0
	Robert Wilson	1994-96	2	5	2.5	5	0
221.	Clyde Gates	2011	1	4	4.0	4	0
	Nate Jacquet	1998-99	1	4	4.0	4	0
	Clive Walford	2019	0	4	0.0	4	0
	<b>Durham Smythe</b>	<b>2018-22</b>	<b>4</b>	<b>4</b>	<b>1.0</b>	<b>2</b>	<b>1</b>
225.	Fred Banks	1987-93	1	3	3.0	3	0
	Chris Clemons	2009-13	1	3	3.0	3	0
	Larry Cowan	1982	1	3	3.0	3	0
	Roosevelt Potts	1997	1	3	3.0	3	0
	Leslie Shepherd	2000	4	3	0.8	14	0
230.	Orleans Darkwa	2014	4	2	0.5	7	0
	Matt Haack	2017-20	1	2	2.0	2	0
	Bruce Hardy	1978-89	1	2	2.0	2	0
	Larry Johnson	2011	1	2	2.0	2	0
	Ray Nealy	1997	1	2	2.0	2	0
235.	Greg Camarillo	2007-09	2	1	0.5	6	0
	JP Losman	2011	2	1	0.5	1	0

## RUSHING

	PLAYER	YEARS	NO.	YDS.	AVG.	LG	TD
	Michael Palardy	2021	1	1	1.0	1	0
238.	Matt Darr	2015-16	1	0	0.0	0	0
	Jim Del Gaizo	1972, 1975	1	0	0.0	0	0
	Heath Evans	2005	1	0	0.0	0	0
	Brandon Fields	2007-14	3	0	0.0	0	0
	Kim Hammond	1968	1	0	0.0	0	0
	Clayton Heath	1976	1	0	0.0	0	0
	Donnie Jones	2005-06	2	0	0.0	0	0
	Barry Pryor	1969-70	2	0	0.0	5	0
246.	Doug Pederson	1993	2	-1	-0.5	5	0
247.	Danny Amendola	2018	1	-2	-2.0	-2	0
	Obafemi Ayanbadejo	2003	1	-2	-2.0	-2	0
	Guy Benjamin	1978-79	1	-2	-2.0	-2	0
	Bert Emanuel	2000	3	-2	-0.7	0	0
	Mike Michel	1977	1	-2	-2.0	-2	0
	Doug Moreau	1966-69	1	-2	-2.0	-2	0
	Scott Zolak	1999	2	-2	-1.0	-1	0
254.	Jack Clancy	1967-69	3	-4	-1.3	2	0
	Steve DeBerg	1993	4	-4	-1.0	-1	0
	Irving Fryar	1993-95	3	-4	-1.3	2	0
257.	Olindo Mare	1997-06	1	-5	-5.0	-5	0
258.	George Roberts	1978-80	1	-7	-7.0	-7	0
259.	Reggie Roby	1983-92	5	-8	-1.6	0	0
260.	George Mira	1971	6	-9	-1.5	3	0
261.	Mark Duper	1982-92	1	-10	-10.0	-10	0
262.	Ferrell Edmunds	1988-92	2	-15	-7.5	-4	0
263.	Karl Noonan	1966-71	2	-20	-10.0	-9	0

## PASSING

	PLAYER	YEARS	ATT.	COMP.	YDS.	PCT.	TD	INT	RATE
1.	Dan Marino	1983-99	8,358	4,967	61,361	59.4	420	252	86.4
2.	Bob Griese	1967-80	3,429	1,926	25,092	56.2	192	172	77.1
3.	Ryan Tannehill	2012-18	2,911	1,829	20,434	62.8	123	75	87.0
4.	Jay Fiedler	2000-04	1,603	936	11,040	58.4	66	63	76.8
5.	<b>Tua Tagovailoa</b>	<b>2020-22</b>	<b>1,078</b>	<b>708</b>	<b>8,015</b>	<b>65.7</b>	<b>52</b>	<b>23</b>	<b>95.0</b>
6.	Chad Henne	2008-11	1,065	646	7,114	60.7	31	37	75.7
7.	David Woodley	1980-83	961	508	5,928	52.9	34	42	65.4
8.	Ryan Fitzpatrick	2019-20	769	494	5,620	64.2	33	21	89.0
9.	Don Strock	1974-87	688	388	4,613	56.4	39	37	73.5
10.	Matt Moore	2011-17	591	359	4,298	60.7	29	19	86.0
11.	Chad Pennington	2008-10	552	373	4,085	67.6	20	9	94.5
12.	Gus Frerotte	2005	494	257	2,996	52.0	18	13	71.9
13.	Jay Cutler	2017	429	266	2,666	62.0	19	14	80.8
14.	Earl Morrall	1972-76	284	153	2,335	53.9	17	17	76.2
15.	Joey Harrington	2006	388	223	2,236	57.5	12	15	68.2
16.	Cleo Lemon	2005-07	377	211	2,185	56.0	8	7	72.2
17.	A.J. Feeley	2004-05	356	191	1,893	53.7	11	15	61.7
18.	Scott Mitchell	1990-93	241	135	1,805	56.0	12	9	81.0
19.	Rick Norton	1966-69	377	156	1,751	41.4	6	30	28.1
20.	Damon Huard	1997-00	288	170	1,691	59.0	9	8	74.6
21.	Steve DeBerg	1993	188	113	1,521	60.1	6	7	81.0
22.	Jacoby Brissett	2021	225	141	1,283	62.7	5	4	78.1
23.	Brock Osweiler	2018	178	113	1,247	63.5	6	4	86.0
24.	Ray Lucas	2001-02	163	94	1,090	57.7	4	6	70.8
25.	Dick Wood	1966	230	83	993	36.1	4	14	30.6
26.	Trent Green	2007	141	85	987	60.3	5	7	72.6
	Bernie Kosar	1994-96	152	105	987	69.1	5	6	81.2
28.	Craig Erickson	1996-98	127	68	945	53.5	4	3	78.4
29.	Daunte Culpepper	2006	134	81	929	60.4	2	3	77.0
30.	John Stofa	1966-67, 1969-70	135	61	862	45.2	7	6	65.1
31.	Brian Griese	2003	130	74	813	56.9	5	6	69.2
32.	Sage Rosenfels	2002-05	109	54	776	49.5	6	6	68.4
33.	George Wilson, Jr.	1966	112	46	764	41.1	5	10	42.4
34.	Teddy Bridgewater	2022	79	49	683	62.0	4	4	85.6
35.	Kyle Mackey	1987	109	57	604	52.3	3	5	58.8
36.	Josh Rosen	2019	109	58	567	53.2	1	5	52.0
37.	John Beck	2007-08	107	60	559	56.1	1	3	62.0
38.	<b>Skylar Thompson</b>	<b>2022</b>	<b>105</b>	<b>60</b>	<b>534</b>	<b>57.1</b>	<b>1</b>	<b>3</b>	<b>62.2</b>
39.	Tyler Thigpen	2009-10	70	37	518	52.9	3	4	67.4
40.	Scott Secules	1989-92	70	33	393	47.1	2	5	44.5
41.	David Fales	2017	43	29	265	67.4	1	1	82.0

## PASSING

PLAYER	YEARS	ATT.	COMP.	YDS.	PCT.	TD	INT	RATE
42. Jim Del Gaizo	1972, 1975	9	5	165	55.6	2	1	100.5
43. George Mira	1971	30	11	159	36.7	1	1	51.9
44. Ron Jaworski	1987-88	14	9	123	64.3	1	0	116.1
45. Guy Benjamin	1978-79	12	9	119	75.0	1	1	99.0
46. Kim Hammond	1968	26	13	116	50.0	0	2	30.3
47. Jim Jensen	1981-92	7	4	102	57.1	2	0	141.4
48. Marlin Briscoe	1972-74	4	3	72	75.0	0	0	116.7
Albert Wilson	2018-19, 21	4	2	72	50.0	1	0	135.4
50. Larry Seiple	1967-77	3	3	69	100.0	0	0	118.8
51. Ronnie Brown	2005-10	12	4	63	33.3	2	0	91.3
52. Tony Nathan	1979-87	8	4	61	50.0	1	0	115.1
53. JP Losman	2011	10	6	60	60.0	0	0	77.1
54. Marty Booker	2004-07	3	1	48	33.3	0	0	81.9
Mark Clayton	1983-92	2	1	48	50.0	1	1	95.8
56. Doug Pederson	1993	8	4	41	50.0	0	0	65.1
57. Jim Kiick	1968-74	3	2	38	66.7	0	0	109.7
58. Lynn Bowden Jr.	2020	2	1	32	50.0	0	0	95.8
59. Terry Kirby	1993-95	1	1	31	100.0	1	0	158.3
Nat Moore	1974-86	2	1	31	50.0	0	0	95.8
61. Danny Amendola	2018	1	1	28	100.0	1	0	158.3
62. Jack Clancy	1967-69	1	1	17	100.0	0	0	118.8
63. Eddie Hill	1981-84	2	1	14	50.0	0	0	72.9
64. Keith Byars	1993-96	2	1	11	50.0	1	0	106.3
Archie Roberts	1967	10	5	11	50.0	0	1	16.7
66. Jarvis Landry	2014-17	3	1	9	33.3	0	0	42.4
67. Scott Stankavage	1987	7	4	8	57.1	0	1	22.6
68. Troy Stradford	1987-90	2	1	6	50.0	0	0	56.3
69. Kenny Stills	2015-18	1	1	3	100.0	1	0	118.8
70. Matt Haack	2017-20	3	1	1	33.3	1	1	42.4
71. Brandon Fields	2007-14	1	0	0	0.0	0	0	39.6
Mike Gesicki	2018-22	1	0	0	0.0	0	0	39.6
MarQueis Gray	2016-17	1	0	0	0.0	0	0	39.6
Bruce Hardy	1978-89	1	0	0	0.0	0	0	39.6
Booth Lusteg	1967	1	0	0	0.0	0	0	39.6
Brandon Marshall	2010-11	1	0	0	0.0	0	0	39.6
Tony Martin	1989-93, 99-00	1	0	0	0.0	0	0	39.6
Dan McGwire	1995	1	0	0	0.0	0	0	39.6
Lamar Smith	2000-01	1	0	0	0.0	0	0	39.6
Freddie Solomon	1975-77	1	0	0	0.0	0	0	39.6
Mike Wallace	2013-14	1	0	0	0.0	0	0	39.6
Pat White	2009	5	0	0	0.0	0	0	39.6
Delvin Williams	1978-80	3	0	0	0.0	0	0	39.6
Ricky Williams	2002-03, 2005, 2007-10	1	0	0	0.0	0	1	0.0
Scott Zolak	1999	4	0	0	0.0	0	0	39.6

## RECEIVING

PLAYER	YEARS	NO.	YDS.	AVG.	LG	TD
1. Mark Clayton	1983-92	550	8,643	15.7	78t	81
2. Mark Duper	1982-92	511	8,869	17.4	85t	59
3. Nat Moore	1974-86	510	7,546	14.8	79t	74
4. O.J. McDuffie	1993-01	415	5,074	12.2	61t	29
5. Chris Chambers	2001-07	405	5,688	14.0	77t	43
6. Jarvis Landry	2014-17	400	4,038	10.1	71	22
7. Tony Nathan	1979-87	383	3,592	9.4	73	16
8. DeVante Parker	2015-21	338	4,727	14.0	56t	24
9. Davone Bess	2008-12	321	3,447	10.7	41	12
10. Brian Hartline	2009-14	298	4,243	14.2	80t	12
11. Randy McMichael	2002-06	283	3,096	10.9	46	18
12. Duriel Harris	1976-83, 1985	269	4,534	16.9	64t	18
13. Bruce Hardy	1978-89	256	2,455	9.6	31	25
14. Mike Gesicki	2018-22	231	2,617	11.3	70	18
15. Jim Jensen	1981-92	229	2,171	9.5	31	19
16. Oronde Gadsden	1998-03	227	3,252	14.3	62	22
17. Jim Kiick	1968-74	221	2,210	10.0	53t	3
18. Howard Twilley	1966-76	212	3,064	14.5	44	23
19. Tony Martin	1989-93, 1999-00	202	3,152	15.6	80t	14
20. Irving Fryar	1993-95	199	3,190	16.0	67t	20
21. Ricky Williams	2002-03, 2005, 2007-10	197	1,431	7.3	59	6
22. Marty Booker	2004-07	194	2,627	13.5	60t	11
23. Anthony Fasano	2008-12, 2017	189	2,211	11.7	35t	24
24. Ronnie Brown	2005-10	184	1,491	8.1	43	2
25. Jaylen Waddle	2021-22	179	2,371	13.2	84t	14
26. Brandon Marshall	2010-11	167	2,228	13.3	65t	9

## RECEIVING

	PLAYER	YEARS	NO.	YDS.	AVG.	LG	TD
27.	Keith Byars	1993-96	166	1,433	8.6	34	10
28.	Kenny Stills	2015-18	164	2,566	15.6	75t	24
29.	Charles Clay	2011-14	161	1,809	11.2	67	14
30.	Troy Stradford	1987-90	159	1,373	8.6	36	2
31.	Paul Warfield	1970-74	156	3,355	21.5	86t	33
32.	Terry Kirby	1993-95	155	1,646	10.6	47	6
33.	Keith Jackson	1992-94	146	1,880	12.9	57t	18
34.	Bernie Parmalee	1992-98	144	1,306	9.1	35	3
35.	Mike Wallace	2013-14	140	1,792	12.8	57	15
	Tony Paige	1990-92	140	1,115	8.0	30	6
37.	Karl Noonan	1966-71	136	1,798	13.2	51t	17
38.	Ted Ginn, Jr.	2007-09	128	1,664	13.0	64	5
39.	Troy Drayton	1996-99	127	1,511	11.9	51	8
40.	Lorenzo Hampton	1985-89	123	954	7.8	39t	6
41.	Jim Mandich	1970-77	121	1,406	11.6	44	23
42.	<b>Tyreek Hill</b>	<b>2022</b>	<b>119</b>	<b>1,710</b>	<b>14.4</b>	<b>64</b>	<b>7</b>
43.	Ferrell Edmunds	1988-92	117	1,612	13.8	80t	10
	Lamar Miller	2012-15	117	887	7.6	54t	3
45.	Kenyan Drake	2016-19	116	936	8.1	52t	6
46.	Greg Camarillo	2007-09	113	1,325	11.7	64t	4
47.	Joe Rose	1980-85	112	1,493	13.3	50	13
48.	Rob Konrad	1999-04	111	854	7.7	25	6
49.	Norm Bulaich	1975-79	109	752	6.9	59t	6
50.	James McKnight	2001-03	107	1,497	14.0	80t	7
	Rishard Matthews	2012-15	107	1,396	13.0	53t	8
52.	<b>Myles Gaskin</b>	<b>2019-22</b>	<b>101</b>	<b>701</b>	<b>6.9</b>	<b>59t</b>	<b>6</b>
53.	Fred Banks	1987-93	99	1,555	15.7	61	8
54.	Stanley Pritchett	1996-99	98	798	8.1	74t	6
55.	Wes Welker	2004-06	96	1,121	11.7	47	1
56.	Dan Johnson	1983-87	94	1,012	10.8	61t	16
	Albert Wilson	2018-19, 21	94	955	10.2	75t	5
58.	Jimmy Cefalo	1978-84	93	1,739	18.7	69t	13
	Ron Davenport	1985-89	93	801	8.6	29	4
60.	Larry Csonka	1968-74, 1979	91	688	7.6	65	4
	Jakeem Grant Sr.	2016-21	91	1,001	11.0	65t	5
62.	Mark Ingram	1993-94	88	1,213	13.8	77t	12
	Jack Clancy	1967-69	88	1,157	13.1	50	3
	<b>Durham Smythe</b>	<b>2018-22</b>	<b>88</b>	<b>809</b>	<b>9.2</b>	<b>26</b>	<b>3</b>
65.	Damien Williams	2014-17	85	733	8.6	58	6
66.	Lamar Thomas	1996-00	81	1,171	14.5	56t	8
67.	Reggie Bush	2011-12	78	588	7.5	34	3
68.	Karim Abdul-Jabbar	1996-99	77	527	6.8	36t	1
69.	Dion Sims	2013-16	74	699	9.4	38	8
	Gary Davis	1976-79	74	592	8.0	34	1
71.	Larry Seiple	1967-77	73	934	12.8	41t	7
	Doug Moreau	1966-69	73	926	12.7	43	6
73.	Delvin Williams	1978-80	70	574	8.2	42	1
74.	Andre Tillman	1975-78	66	757	11.5	37t	6
75.	David Martin	2007-08	65	753	11.6	61t	5
76.	Isaiah Ford	2018-21	63	681	10.8	52	2
77.	Freddie Solomon	1975-77	61	973	16.0	58t	5
	Lamar Smith	2000-01	61	435	7.1	65t	4
79.	Brandon Gibson	2013-14	59	621	10.5	46	4
	Danny Amendola	2018	59	575	9.7	39	1
	Tom Vigorito	1981-85	59	439	7.4	31t	2
82.	James Pruitt	1986-88, 1990-91	58	942	16.2	37	8
83.	Marlin Briscoe	1972-74	57	858	15.1	53	7
84.	Preston Williams	2019-21	56	787	14.1	47	7
85.	Daniel Thomas	2011-14	55	412	7.5	32	3
86.	Jerris McPhail	1996-97	54	544	10.1	52	1
	Bobby Humphrey	1992	54	507	9.4	26	1
88.	Fred Barnett	1996-97	53	728	13.7	66	4
	Derek Hagan	2006-08	53	645	12.2	24	3
90.	Sammy Morris	2004-06	51	340	6.7	44	0
91.	Travis Minor	2001-06	50	353	7.1	29	1
92.	Derrius Thompson	2003-04	49	718	14.7	36	4
93.	Marv Fleming	1970-74	48	523	10.9	36	4
	Jay Ajayi	2015-17	48	308	6.4	20	0
95.	Mercury Morris	1969-75	46	491	10.7	50	1
96.	Justin Peelle	2006-07	45	344	7.6	35	3
97.	Eric Green	1995	43	499	11.6	31t	3
	Jordan Cameron	2015-16	43	446	10.4	29	4
99.	Stan Mitchell	1966-70	42	533	12.7	48	5

## RECEIVING

	PLAYER	YEARS	NO.	YDS.	AVG.	LG	TD
100.	Julius Thomas	2017	41	388	9.5	27	3
101.	Joe Auer	1966-67	40	481	12.0	68t	6
	Dedric Ward	2001-02	40	381	9.5	22	0
103.	Ed Perry	1997-04	39	308	7.9	46	2
	Woody Bennett	1980-89	39	295	7.6	27	3
105.	Gary Clark	1995	37	525	14.2	42t	2
	Mark Higgs	1990-94	37	294	7.9	21	0
107.	Charles Jordan	1996-98	36	640	17.8	44t	3
	Patrick Laird	2019-21	36	289	8.0	21	0
109.	Leslie Shepherd	2000	35	446	12.7	46t	4
110.	Jed Weaver	2000-02	34	469	13.8	41	5
111.	Randal Hill	1991, 1995-96	33	669	20.3	61	4
112.	Allen Hurns	2019	32	416	13.0	27	2
	Patrick Cobbs	2006-10	32	409	12.8	80t	4
	Sammie Smith	1989-91	32	310	9.7	53t	1
	Aaron Craver	1991-94	32	304	9.5	28	0
	Leroy Harris	1977-78	32	240	7.5	57	0
	James Saxon	1992-94	32	192	6.0	25	0
118.	Nick Giaquinto	1980-81	31	230	7.4	25	2
	<b>Raheem Mostert</b>	<b>2015, 2022</b>	<b>31</b>	<b>202</b>	<b>6.5</b>	<b>25</b>	<b>2</b>
120.	Trent Sherfield	2022	30	417	13.9	75t	2
	Mack Hollins	2019-21	30	399	13.3	65t	5
	Greg Baty	1990-94	30	377	12.6	32	4
123.	J.J. Johnson	1999-01	29	182	6.3	17	0
	Lousaka Polite	2008-10	29	136	4.7	14	0
125.	Lorenzo Booker	2007	28	237	8.5	22	0
	Lynn Bowden Jr.	2020	28	211	7.5	22	0
127.	Andre Brown	1989-90	27	459	17.0	48t	5
	Dave Kocourek	1966	27	320	11.9	43	2
	Jesse Chatman	2005, 2007	27	161	6.0	22	0
130.	Bo Roberson	1966	26	519	20.0	80t	2
	Lex Hilliard	2009-11	26	210	8.1	18	2
132.	Frank Jackson	1966-67	25	439	17.6	48	3
	Don Nottingham	1973-77	25	213	8.5	29	0
	Ronnie Lee	1979-82, 1984-89	25	167	6.7	41	3
135.	Adam Shaheen	2020-21	24	260	10.8	43	3
	<b>Salvon Ahmed</b>	<b>2020-22</b>	<b>24</b>	<b>186</b>	<b>7.8</b>	<b>18</b>	<b>0</b>
	Irving Spikes	1994-97	24	185	7.7	24	2
138.	Kalen Ballage	2018-19	23	119	5.2	31	0
139.	Gene Milton	1968-69	21	322	15.3	49	1
	Mike Williams	1992-95	21	292	13.9	29	0
	Scott Miller	1991-96	21	274	13.0	27	1
	Joey Haynos	2008-09	21	184	8.8	21	3
143.	Bryan Gilmore	2004-05	20	311	15.6	44t	2
	Donald Lee	2003-04	20	220	11.0	25	2
145.	Scott Schwedes	1987-90	19	370	19.5	65t	2
	Brett Perriman	1997	19	309	16.3	26	1
	Greg Jennings	2015	19	208	10.9	31	1
148.	Otto Stowe	1971-72	18	344	19.1	49	3
	Marlon Moore	2010-13	18	300	16.7	57t	2
	Yatil Green	1997-99	18	234	13.0	27	0
	Autry Denson	1999-00	18	133	7.4	28	0
	Robert Edwards	2002	18	126	7.0	14	1
	Hunter Goodwin	1999-01	18	118	6.6	14	1
	Eddie Hill	1981-84	18	106	5.9	16	1
155.	Benny Malone	1974-78	17	234	13.8	43	0
156.	Thurman Thomas	2000	16	117	7.3	15	1
	Abner Haynes	1967	16	100	6.3	22	0
158.	MarQueis Gray	2016-17	15	184	12.3	53	0
	<b>Alec Ingold</b>	<b>2022</b>	<b>15</b>	<b>105</b>	<b>7.0</b>	<b>17</b>	<b>1</b>
	Mark Walton	2019	15	89	5.9	18	0
161.	Tom Brown	1987-89	14	123	8.8	23	0
162.	Billy Joe	1966	13	116	8.9	67	1
	Cookie Gilchrist	1966	13	110	8.5	22	1
	Lamar Gordon	2004	13	74	5.7	25	0
	Terry Robiskie	1980-81	13	60	4.6	15	0
166.	Leonte Carroo	2016-18	12	192	16.0	74t	2
	<b>Cedrick Wilson Jr.</b>	<b>2022</b>	<b>12</b>	<b>136</b>	<b>11.3</b>	<b>21</b>	<b>0</b>
	Frank Gore	2018	12	124	10.3	24	1
	Nick O'Leary	2018-19	12	123	10.3	19	1
	John Tagliaferri	1987	12	117	9.8	27	0
	<b>Jeff Wilson Jr.</b>	<b>2022</b>	<b>12</b>	<b>94</b>	<b>7.8</b>	<b>14</b>	<b>1</b>
	Marc Logan	1989-91	12	88	7.3	12	0



## RECEIVING

	PLAYER	YEARS	NO.	YDS.	AVG.	LG	TD
	Obafemi Ayanbadejo	2003	12	53	4.4	12	0
174.	Jack Harper	1967-68	11	212	19.3	40	3
	John Roderick	1966-67	11	156	14.2	64	1
	Jim Cox	1968	11	147	13.4	30	0
	Jovorskie Lane	2012	11	79	7.2	24	1
	Joe Carter	1984-86	11	66	6.0	15	0
179.	Preston Carpenter	1966	10	127	12.7	42	0
	Chase Edmonds	2022	10	96	9.6	15	1
	Steve Howell	1979-81	10	70	7.0	13	0
	Sam Price	1966-68	10	70	7.0	27	1
	John Avery	1998-99	10	67	6.7	19t	1
184.	Nate Jacquet	1998-99	9	140	15.6	29	0
	Marcus Thigpen	2012-13	9	112	12.4	50	1
	<b>River Cracraft</b>	<b>2022</b>	<b>9</b>	<b>102</b>	<b>11.3</b>	<b>22</b>	<b>2</b>
	Matt Breida	2020	9	96	10.7	31	0
	Leland Douglas	1987	9	92	10.2	17	1
	Malcolm Perry	2020	9	92	10.2	25t	1
190.	Jeff Ogden	2000-01	8	97	12.1	18	1
	Cris Carter	2002	8	66	8.3	15	1
	Lawrence Sampleton	1987	8	64	8.0	19	0
	David Overstreet	1983	8	55	6.9	20	2
	Lorenzo Diamond	2005	8	54	6.8	18	0
	Rick Casares	1966	8	45	5.6	20	1
196.	Bert Emanuel	2000	7	132	18.9	53t	1
	Eddie Chavis	1987	7	108	15.4	27	0
	Loaird McCreary	1976-78	7	88	12.6	30	3
	Brian Manning	1997	7	85	12.1	21	0
	Bill Cronin	1966	7	83	11.9	21	1
	Michael Egnew	2012-13	7	69	9.9	14	0
	Willie Richardson	1970	7	67	9.6	27	1
	Dominique Jones	2016	7	61	8.7	24	1
204.	Vince Heflin	1982-85	6	98	16.3	46t	1
	Arian Foster	2016	6	78	13.0	50	0
	Jonas Gray	2015	6	72	12.0	25	0
	Armon Binns	2012-13	6	67	11.2	21	0
	Roberto Wallace	2010-11	6	62	10.3	19	0
	Brice Butler	2018	6	60	10.0	23t	1
	Stan Winfrey	1975-77	6	55	9.2	16	1
	David Lewis	1987	6	53	8.8	22	1
	Hubert Ginn	1970-75	6	47	7.8	23	0
	Cecil Collins	1999	6	32	5.3	12	0
	Mark Konecny	1987	6	26	4.3	10	0
	Andra Franklin	1981-84	6	15	2.5	6	1
216.	Damon Reilly	1987	5	70	14.0	20	0
	A.J. Derby	2017-18	5	68	13.6	19t	1
	Ronnie Williams	1993-95	5	54	10.8	17	0
	Jake Stoneburner	2015	5	47	9.4	13	2
220.	Mel Baker	1974	4	121	30.3	46t	2
	Elmer Bailey	1980-81	4	105	26.3	39	0
	David Boston	2004-05	4	80	20.0	54	0
	Jabar Gaffney	2012	4	68	17.0	30	0
	Clive Walford	2019	4	57	14.3	19	0
	Brett Carolan	1996	4	48	12.0	21	1
	Jim Braxton	1978	4	47	11.8	19	0
	Samkon Gado	2007	4	47	11.8	35	0
	Duke Johnson	2021	4	41	10.3	20	0
	Tom Boutwell	1969	4	29	7.3	12	0
	DeAndre Washington	2020	4	28	7.0	10	0
	William Fuller V	2021	4	26	6.5	10	0
	Garrett Limbrick	1990	4	23	5.8	9	0
	Heath Evans	2005	4	17	4.3	5	0
	Jamar Martin	2004	4	15	3.8	7	0
	Charles Leigh	1971-74	4	9	2.3	7	0
236.	Robert Clark	1992	3	59	19.7	45	0
	Gene Mingo	1966-67	3	40	13.3	9	0
	Bill Darnall	1968-69	3	38	12.7	13	0
	Orleans Darkwa	2014	3	31	10.3	17	0
	Kory Sperry	2009	3	31	10.3	13	1
	Brandon London	2008	3	30	10.0	14	0
	Roosevelt Potts	1997	3	27	9.0	13	0
	De'Veon Smith	2017	3	27	9.0	13	0
	Ernest Wilford	2008	3	25	8.3	15	0
	Darian Barnes	2005-06	3	22	7.3	13	0

## RECEIVING

PLAYER	YEARS	NO.	YDS.	AVG.	LG	TD
Gator Hoskins	2014	3	21	7.0	14	0
Brandon Bolden	2018	3	13	4.3	9	1
Anthony Armstrong	2012	3	12	4.0	7	0
Leonard Henry	2002-04	3	12	4.0	7	0
Malcolm Brown	2021	3	10	3.3	7	0
Robert Wilson	1994-96	3	8	2.7	3t	1
Ryan Tannehill	2012-18	3	8	2.7	9	1
253. Kendall Newson	2003-05	2	55	27.5	37	0
Ron Sellers	1973	2	54	27.0	42	0
Mike Caterbone	1987	2	46	23.0	30	0
Mickey Shuler	2010	2	44	22.0	28	0
Desmond Clark	2002	2	42	21.0	26	0
Jim Mertens	1969	2	26	13.0	15	0
Jimmy Hines	1969	2	23	11.5	22	0
Rich Diana	1982	2	21	10.5	13	0
David Woodley	1980-83	2	21	10.5	15t	1
Antonio Callaway	2020	2	20	10.0	13	0
Cleveland Gary	1994	2	19	9.5	11	0
Clyde Gates	2011	2	19	9.5	11	0
Kevin McKenzie	1999	2	18	9.0	13	0
Charles Henry	1991	2	17	8.5	9	0
<b>Braylon Sanders</b>	<b>2022</b>	<b>2</b>	<b>17</b>	<b>8.5</b>	<b>13</b>	<b>0</b>
Cethan Carter	2021-22	2	16	8.0	8	0
Brian Kinchen	1988-90	2	15	7.5	12	0
Deon Dyer	2000-02	2	14	7.0	13	0
Cliff Russell	2005-06	2	14	7.0	9	0
Willie Smith	1987	2	13	6.5	8	1
Chandler Cox	2019-20	2	9	4.5	6	0
Ronald Scott	1987	2	7	3.5	5	0
Reagan Mauia	2007	2	5	2.5	5	0
Casey Cramer	2008	2	3	1.5	2t	1
<b>Christian Wilkins</b>	<b>2019-22</b>	<b>2</b>	<b>2</b>	<b>2.0</b>	<b>1t</b>	<b>2</b>
Bob Torrey	1979	2	3	1.5	8	0
Barry Pryor	1969-70	2	-3	-1.5	0	0
Steve Slaton	2011	2	-3	-1.5	-1	0
281. Bo Rather	1973, 1978	1	39	39.0	39	0
Wes Matthews	1966	1	20	20.0	20	0
Tom Beier	1967, 1969	1	19	19.0	19	0
Legedu Naanee	2012	1	19	19.0	19	0
Robert Baker	1999-02	1	17	17.0	17	0
Mike Holmes	1976	1	11	11.0	11	0
Damian Williams	2014	1	14	14.0	14	0
Ricky Isom	1987	1	11	11.0	11	0
Kirk Merritt	2021	1	13	13.0	13	0
Keith Sims	1990-97	1	9	9.0	9	0
Dick Anderson	1968-77	1	8	8.0	8	0
Ronald Bellamy	2004	1	8	8.0	8	0
Nuu Faaola	1989	1	8	8.0	8	0
Vick King	2004	1	8	8.0	8	0
Jeron Mastrud	2011-12	1	8	8.0	8	0
Knowshon Moreno	2014	1	8	8.0	8	0
Hunter Long	2021-22	1	8	8.0	8	0
Phillip Lindsay	2021	1	8	8.0	8	0
Vern Den Herder	1971-82	1	7	7.0	7t	1
Aaron Halterman	2007	1	7	7.0	7	0
Tommylee Lewis	2021	1	7	7.0	7	0
Kevin Curtis	2010	1	6	6.0	6	0
Lawrence Phillips	1997	1	6	6.0	6	0
Isaiah Pead	2016	1	6	6.0	6	0
George Farmer	1987	1	5	5.0	5	0
George Chesser	1966-67	1	4	4.0	4	0
Dewayne Dotson	1994-95, 1997	1	4	4.0	4	0
Doug Easlick	2004	1	4	4.0	4	0
<b>Erik Ezukanma</b>	<b>2022</b>	<b>1</b>	<b>3</b>	<b>3.0</b>	<b>3</b>	<b>0</b>
Senorise Perry	2017-18	1	3	3.0	3	0
Alex Holmes	2005	1	2	2.0	2	0
Frank Wainright	1995-98	1	2	2.0	2t	1
Will Heller	2005	1	1	1.0	1t	1
Ron Moore	1998	1	1	1.0	1	0
<b>Jason Sanders</b>	<b>2018-22</b>	<b>1</b>	<b>1</b>	<b>1.0</b>	<b>1t</b>	<b>1</b>
Michael Deiter	2019-22	1	0	0.0	0	0
Ryan Fitzpatrick	2019-20	1	0	0.0	0	0
Damon Huard	1997-00	1	0	0.0	0	0

## RECEIVING

PLAYER	YEARS	NO.	YDS.	AVG.	LG	TD
Jordan Howard	2020	1	-3	-3.0	-3	0
Dan Marino	1983-99	1	-6	-6.0	-6	0
321. Lee Suggs	2006	0	13	-	13	0
Rex Hadnot	2004-07	0	-2	-	-2	0
Samson Satele	2007-08, 2014	0	-3	-	-3	0

## SCORING

PLAYER	YEARS	TD	TDR	TDP	TDRT	FG	PAT	PTS.
1. Olindo Mare	1997-06	0	0	0	0	245	313	1048
2. Garo Yepremian	1970-78	0	0	0	0	165	335	830
3. Pete Stoyanovich	1989-95	0	0	0	0	176	246	774
4. <b>Jason Sanders</b>	<b>2018-22</b>	<b>1</b>	<b>0</b>	<b>1</b>	<b>0</b>	<b>126</b>	<b>175</b>	<b>559</b>
5. Uwe von Schamann	1979-84	0	0	0	0	101	237	540
6. Dan Carpenter	2008-12	0	0	0	0	127	154	535
7. Mark Clayton	1983-92	82	0	81	1	0	0	492
8. Nat Moore	1974-86	75	1	74	0	0	0	450
9. Mark Duper	1982-92	59	0	59	0	0	0	354
10. Larry Csonka	1968-74, 1979	57	53	4	0	0	0	342
11. Ricky Williams	2002-03, 2005, 2007-10	54	48	6	0	0	0	326#
12. Fuad Reveiz	1985-88	0	0	0	0	53	161	320
13. Chris Chambers	2001-07	43	0	43	0	0	0	260#
14. Caleb Sturgis	2013-14	0	0	0	0	55	74	239
15. Ronnie Brown	2005-10	38	36	2	0	0	0	230#
16. Karim Abdul-Jabbar	1996-99	34	33	1	0	0	0	204
17. Mercury Morris	1969-75	33	29	1	3	0	0	198
Tony Nathan	1979-87	33	16	16	1	0	0	198
Paul Warfield	1970-74	33	0	33	0	0	0	198
20. O.J. McDuffie	1993-01	32	0	29	3	0	0	194#
21. Jim Kiick	1968-74	31	28	3	0	0	0	186
22. Lorenzo Hampton	1985-89	28	22	6	0	0	0	168
23. Andrew Franks	2015-16	0	0	0	0	29	74	161
24. Bruce Hardy	1978-89	25	0	25	0	0	0	150
Don Nottingham	1973-77	25	25	0	0	0	0	150
26. Jarvis Landry	2014-17	24	1	22	1	0	0	148##
27. Anthony Fasano	2008-12, 2017	24	0	24	0	0	0	146#
Kenny Stills	2015-18	24	0	24	0	0	0	146#
29. Lamar Smith	2000-01	24	20	4	0	0	0	144
DeVante Parker	2015-21	24	0	24	0	0	0	144
31. Norm Bulaich	1975-79	23	17	6	0	0	0	138
Andra Franklin	1981-84	23	22	1	0	0	0	138
Jim Mandich	1970-77	23	0	23	0	0	0	138
Howard Twilley	1966-76	23	0	23	0	0	0	138
35. Oronde Gadsden	1998-03	22	0	22	0	0	0	132
Lamar Miller	2012-15	22	19	3	0	0	0	132
37. Irving Fryar	1993-95	20	0	20	0	0	0	124##
38. Randy McMichael	2002-06	19	0	18	1	0	0	116#
39. Jim Jensen	1981-92	19	0	19	0	0	0	114
40. Mike Gesicki	2018-22	18	0	18	0	0	0	110#
Keith Jackson	1992-94	18	0	18	0	0	0	110#
Bernie Parmalee	1992-98	18	15	3	0	0	0	110#
43. Duriel Harris	1976-83, 1985	18	0	18	0	0	0	108
44. Ron Davenport	1985-89	17	13	4	0	0	0	102
Karl Noonan	1966-71	17	0	17	0	0	0	102
46. Kenyan Drake	2016-19	16	9	6	1	0	0	98#
47. Keith Byars	1993-96	16	6	10	0	0	0	96
Dan Johnson	1983-87	16	0	16	0	0	0	96
Benny Malone	1974-78	16	16	0	0	0	0	96
Sammie Smith	1989-91	16	15	1	0	0	0	96
51. Terry Kirby	1993-95	15	9	6	0	0	0	92#
52. Reggie Bush	2011-12	15	12	3	0	0	0	90
Charles Clay	2011-14	15	1	14	0	0	0	90
Mark Higgs	1990-94	15	14	0	1	0	0	90
<b>Jaylen Waddle</b>	<b>2021-22</b>	<b>15</b>	<b>1</b>	<b>14</b>	<b>0</b>	<b>0</b>	<b>0</b>	<b>90</b>
Mike Wallace	2013-14	15	0	15	0	0	0	90
57. Jay Feely	2007	0	0	0	0	21	26	89
Joe Nedney	1996-97	0	0	0	0	18	35	89
Cody Parkey	2017	0	0	0	0	21	26	89
60. Tony Martin	1989-93, 1999-2000	14	0	14	0	0	0	84
Delvin Williams	1978-80	14	13	1	0	0	0	84
62. Daniel Thomas	2011-14	13	10	3	0	0	0	80#
63. Jimmy Cefalo	1978-84	13	0	13	0	0	0	78

## SCORING

PLAYER	YEARS	TD	TDR	TDP	TDRT	FG	PAT	PTS.
Joe Rose	1980-85	13	0	13	0	0	0	78
Brian Hartline	2009-14	13	1	12	0	0	0	78
<b>Myles Gaskin</b>	<b>2019-22</b>	<b>13</b>	<b>7</b>	<b>6</b>	<b>0</b>	<b>0</b>	<b>0</b>	<b>78</b>
67. Joe Auer	1966-67	12	5	6	1	0	0	72
Woody Bennett	1980-88	12	9	3	0	0	0	72
Davone Bess	2008-12	12	0	12	0	0	0	72
Mark Ingram	1993-94	12	0	12	0	0	0	72
Troy Stradford	1987-90	12	10	2	0	0	0	72
72. Marty Booker	2004-07	11	0	11	0	0	0	70##
73. Karl Kremser	1969-70	0	0	0	0	13	28	67
74. Jay Fiedler	2000-04	11	11	0	0	0	0	66
Jakeem Grant Sr.	2016-21	11	1	5	5	0	0	66
76. Gene Mingo	1966-67	0	0	0	0	11	32	65
77. Ferrell Edmunds	1988-92	10	0	10	0	0	0	60
Ted Ginn, Jr.	2007-09	10	2	5	3	0	0	60
Travis Minor	2001-06	10	8	1	1	0	0	60
Irving Spikes	1994-97	10	8	2	0	0	0	60
David Woodley	1980-83	10	9	1	0	0	0	60
82. Jason Taylor	1997-07, 2009, 2011	9	0	0	9	0	0	58**
83. Jay Ajayi	2015-17	9	9	0	0	0	0	56#
84. <b>Tyreek Hill</b>	<b>2022</b>	<b>9</b>	<b>1</b>	<b>7</b>	<b>1</b>	<b>0</b>	<b>0</b>	<b>54</b>
Pete Johnson	1984	9	9	0	0	0	0	54
Dan Marino	1983-99	9	9	0	0	0	0	54
Brandon Marshall	2010-11	9	0	9	0	0	0	54
Stan Mitchell	1966-70	9	4	5	0	0	0	54
Tony Paige	1990-92	9	3	6	0	0	0	54
James Pruitt	1986-88, 1990-91	9	0	8	1	0	0	54
Freddie Solomon	1975-77	9	1	5	3	0	0	54
Damien Williams	2014-17	9	3	6	0	0	0	54
93. Jimmy Keyes	1968-69	0	0	0	0	7	30	51
94. Troy Drayton	1996-99	8	0	8	0	0	0	50#
James McKnight	2001-03	8	1	7	0	0	0	50#
96. Fred Banks	1987-93	8	0	8	0	0	0	48
Gary Davis	1976-79	8	7	1	0	0	0	48
Rishard Matthews	2012-15	8	0	8	0	0	0	48
Sammy Morris	2004-06	8	8	0	0	0	0	48
Stanley Pritchett	1996-99	8	2	6	0	0	0	48
Dion Sims	2013-16	8	0	8	0	0	0	48
Lamar Thomas	1996-00	8	0	8	0	0	0	48
103. Preston Williams	2019-20	7	0	7	0	0	0	46##
104. Doug Moreau	1966-69	6	0	6	0	1	6	45
105. Marlin Briscoe	1972-74	7	0	7	0	0	0	42
Bob Griese	1967-80	7	7	0	0	0	0	42
Rob Konrad	1999-04	7	1	6	0	0	0	42
Larry Seiple	1966-67	7	0	7	0	0	0	42
Ryan Tannehill	2012-18	7	6	1	0	0	0	42
110. Booth Lusteg	1967	0	0	0	0	7	18	39
111. Ryan Fitzpatrick	2019-20	6	6	0	0	0	0	38#
112. Patrick Cobbs	2006-10	6	2	4	0	0	0	36
Leroy Harris	1977-78	6	6	0	0	0	0	36
Reshad Jones	2010-19	6	0	0	6	0	0	36
Andre Tillman	1975-78	6	0	6	0	0	0	36
<b>Tua Tagovailoa</b>	<b>2020-22</b>	<b>6</b>	<b>6</b>	<b>0</b>	<b>0</b>	<b>0</b>	<b>0</b>	<b>36</b>
Tommy Vigorito	1981-85	6	2	2	2	0	0	36
118. Andre Brown	1989-90	5	0	5	0	0	0	30
Lex Hilliard	2009-11	5	2	2	1	0	0	30
Mack Hollins	2020-21	5	0	5	0	0	0	30
J.J. Johnson	1999-01	5	5	0	0	0	0	30
David Martin	2007-08	5	0	5	0	0	0	30
<b>Raheem Mostert</b>	<b>2015, 2022</b>	<b>5</b>	<b>3</b>	<b>2</b>	<b>0</b>	<b>0</b>	<b>0</b>	<b>30</b>
Jed Weaver	2000-02	5	0	5	0	0	0	30
Albert Wilson	2018-19, 21	5	0	5	0	0	0	30
126. <b>Salvon Ahmed</b>	<b>2020-22</b>	<b>4</b>	<b>4</b>	<b>0</b>	<b>0</b>	<b>0</b>	<b>0</b>	<b>26*</b>
127. Dick Anderson	1968-77	4	0	0	4	0	0	24
Kalen Ballage	2018-19	4	4	0	0	0	0	24
Fred Barnett	1996-97	4	0	4	0	0	0	24
Greg Baty	1991-94	4	0	4	0	0	0	24
Terrell Buckley	1995-99, 2003	4	0	0	4	0	0	24
Greg Camarillo	2007-09	4	0	4	0	0	0	24
Jordan Cameron	2015-16	4	0	4	0	0	0	24
Marv Fleming	1970-74	4	0	4	0	0	0	24
Brandon Gibson	2013-14	4	0	4	0	0	0	24

## SCORING

	PLAYER	YEARS	TD	TDR	TDP	TDRT	FG	PAT	PTS.
	Jack Harper	1967-68	4	1	3	0	0	0	24
	Randal Hill	1991, 1995-96	4	0	4	0	0	0	24
	Jordan Howard	2020	4	4	0	0	0	0	24
	<b>Xavien Howard</b>	<b>2016-22</b>	<b>4</b>	<b>0</b>	<b>0</b>	<b>4</b>	<b>0</b>	<b>0</b>	<b>24</b>
	Cleo Lemon	2005-07	4	4	0	0	0	0	24
	Marc Logan	1989-91	4	2	0	2	0	0	24
	Leslie Shepherd	2000	4	0	4	0	0	0	24
	<b>Durham Smythe</b>	<b>2020-22</b>	<b>4</b>	<b>1</b>	<b>3</b>	<b>0</b>	<b>0</b>	<b>0</b>	<b>24</b>
	Zach Thomas	1996-07	4	0	0	4	0	0	24
	Derrius Thompson	2003-04	4	0	4	0	0	0	24
	<b>Jeff Wilson Jr.</b>	<b>2022</b>	<b>4</b>	<b>3</b>	<b>1</b>	<b>0</b>	<b>0</b>	<b>0</b>	<b>24</b>
147.	Willie Beecher	1987	0	0	0	0	3	12	21
148.	Eric Green	1995	3	0	3	0	0	0	20#
	Derek Hagan	2006-08	3	0	3	0	0	0	20#
	Jovorskie Lane	2012	3	2	1	0	0	0	20#
	Sam Madison	1997-05	3	0	0	3	0	0	20*
152.	John Avery	1998-99	3	2	1	0	0	0	18
	Brandon Bolden	2018	2	2	1	0	0	0	18
	Jack Clancy	1967-69	3	0	3	0	0	0	18
	Chase Edmonds	2022	3	2	1	0	0	0	18
	Tony Franklin	1988	0	0	0	0	4	6	18
	Samkon Gado	2007	3	3	0	0	0	0	18
	Nick Giaquinto	1980-81	3	0	2	1	0	0	18
	Hubert Ginn	1970-75	3	3	0	0	0	0	18
	Shayne Graham	2011	0	0	0	0	4	6	18
	Joey Haynos	2008-09	3	0	3	0	0	0	18
	Frank Jackson	1966-67	3	0	3	0	0	0	18
	Duke Johnson	2021	3	3	0	0	0	0	18
	Charles Jordan	1996-98	3	0	3	0	0	0	18
	Mike Kozlowski	1979-86	3	0	0	3	0	0	18
	Ronnie Lee	1979-82, 1984-89	3	0	3	0	0	0	18
	Ray Lucas	2001-02	3	3	0	0	0	0	18
	Loaird McCreary	1976-78	3	0	3	0	0	0	18
	Lloyd Mumphord	1969-74	3	0	0	3	0	0	18
	David Overstreet	1983	3	1	2	0	0	0	18
	Justin Peelle	2006-07	3	0	3	0	0	0	18
	Scott Schwedes	1987-90	3	0	2	1	0	0	18
	Ronald Scott	1987	3	3	0	0	0	0	18
	Adam Shaheen	2020-21	3	0	3	0	0	0	18
	Otto Stowe	1971-72	3	0	3	0	0	0	18
	Marcus Thigpen	2012-13	3	0	1	2	0	0	18
	Julius Thomas	2017	3	0	3	0	0	0	18
178.	Matt Bryant	2004	0	0	0	0	3	7	16
	Wes Welker	2004-06	2	0	1	1	1	1	16
180.	Tim Foley	1970-80	2	0	0	2	0	0	14*
181.	Mel Baker	1974	2	0	2	0	0	0	12
	Charlie Baumann	1991	0	0	0	0	2	6	12
	Bob Baumhower	1977-86	2	0	0	2	0	0	12
	Jim Braxton	1978	2	2	0	0	0	0	12
	Leonte Carroo	2016-18	2	0	2	0	0	0	12
	Gary Clark	1995	2	0	2	0	0	0	12
	<b>River Cracraft</b>	<b>2022</b>	<b>2</b>	<b>0</b>	<b>2</b>	<b>0</b>	<b>0</b>	<b>0</b>	<b>12</b>
	Cecil Collins	1999	2	2	0	0	0	0	12
	Robert Edwards	2002	2	1	1	0	0	0	12
	Isaiah Ford	2017-21	2	0	2	0	0	0	12
	Bryan Gilmore	2004-05	2	0	2	0	0	0	12
	Brent Grimes	2013-15	2	0	0	2	0	0	12
	Abner Haynes	1967	2	2	0	0	0	0	12
	Chad Henne	2008-11	2	2	0	0	0	0	12
	Eddie Hill	1981-84	2	1	1	0	0	0	12
	Liffort Hobley	1987-93	2	0	0	2	0	0	12
	Bobby Humphrey	1992	2	1	1	0	0	0	12
	Allen Hurns	2019	2	0	2	0	0	0	12
	<b>Alec Ingold</b>	<b>2022</b>	<b>2</b>	<b>1</b>	<b>1</b>	<b>0</b>	<b>0</b>	<b>0</b>	<b>12</b>
	William Judson	1982-89	2	0	0	2	0	0	12
	Dave Kocourek	1966	2	0	2	0	0	0	12
	Donald Lee	2003-04	2	0	2	0	0	0	12
	Kyle Mackey	1987	2	2	0	0	0	0	12
	Brock Marion	1998-03	2	0	0	2	0	0	12
	Don McNeal	1980-89	2	0	0	2	0	0	12
	Jerris McPhail	1996-97	2	1	1	0	0	0	12
	Scott Miller	1991-96	2	0	1	1	0	0	12

## SCORING

PLAYER	YEARS	TD	TDR	TDP	TDRT	FG	PAT	PTS.
Gene Milton	1968-69	2	0	1	1	0	0	12
Marlon Moore	2010-13	2	0	2	0	0	0	12
Matt Moore	2011-17	2	2	0	0	0	0	12
Jeff Ogden	2000-01	2	0	1	1	0	0	12
Louis Oliver	1989-93, 1995-96	2	0	0	2	0	0	12
Ed Perry	1997-04	2	0	2	0	0	0	12
Sam Price	1966-68	2	1	1	0	0	0	12
Bo Roberson	1966	2	0	2	0	0	0	12
Terry Robiskie	1980-81	2	2	0	0	0	0	12
Bill Stanfill	1969-76	2	0	0	2	0	0	12
Jake Stoneburner	2015	2	0	2	0	0	0	12
Don Strock	1974-87	2	2	0	0	0	0	12
Trent Sherfield	2022	2	0	2	0	0	0	12
Patrick Surtain	1998-04	2	0	0	2	0	0	12
<b>Andrew Van Ginkel</b>	<b>2019-22</b>	<b>2</b>	<b>0</b>	<b>0</b>	<b>2</b>	<b>0</b>	<b>0</b>	<b>12</b>
Troy Vincent	1992-95	2	0	0	2	0	0	12
Jimmy Warren	1966-69	2	0	0	2	0	0	12
Dick Westmoreland	1966-69	2	0	0	2	0	0	12
<b>Christian Wilkins</b>	<b>2019-22</b>	<b>2</b>	<b>0</b>	<b>2</b>	<b>0</b>	<b>0</b>	<b>0</b>	<b>12</b>
Stan Winfrey	1975-77	2	1	1	0	0	0	12
228. Bill Gramatica	2004	0	0	0	0	3	0	9
229. Walt Aikens	2014-19	1	0	0	1	0	0	8^
Kim Bokamper	1977-85	1	0	0	1	0	0	8*
Aaron Craver	1991-94	1	1	0	0	0	0	8#
Billy Joe	1966	1	0	1	0	0	0	8#
Curtis Johnson	1970-78	1	0	0	1	0	0	8*
Patrick Laird	2019-20	1	1	0	0	0	0	8#
235. Will Allen	2006-11	1	0	0	1	0	0	6
Kiko Alonso	2016-18	1	0	0	1	0	0	6
Danny Amendola	2018	1	0	1	0	0	0	6
<b>Jerome Baker</b>	<b>2018-22</b>	<b>1</b>	<b>0</b>	<b>0</b>	<b>1</b>	<b>0</b>	<b>0</b>	<b>6</b>
John Beck	2007-08	1	1	0	0	0	0	6
Don Bessillieu	1979-81	1	0	0	1	0	0	6
Glenn Blackwood	1979-87	1	0	0	1	0	0	6
Tim Bowers	1994-04	1	0	0	1	0	0	6
J.B. Brown	1989-96	1	0	0	1	0	0	6
Malcolm Brown	2021	1	1	0	0	0	0	6
Jacoby Brissett	2021	1	1	0	0	0	0	6
Bob Brudzinski	1981-89	1	0	0	1	0	0	6
Nick Buoniconti	1969-76	1	0	0	1	0	0	6
Kevin Burnett	2011-12	1	0	0	1	0	0	6
Brice Butler	2018	1	0	1	0	0	0	6
Brett Carolan	1996	1	0	1	0	0	0	6
Cris Carter	2002	1	0	1	0	0	0	6
Joe Carter	1984-86	1	1	0	0	0	0	6
Rick Casares	1966	1	0	1	0	0	0	6
Jesse Chatman	2005, 2007	1	1	0	0	0	0	6
Justin Coleman	2021	10	0	0	1	0	0	6
Casey Cramer	2008	1	0	1	0	0	0	6
Bill Cronin	1966	1	0	1	0	0	0	6
Daunte Culpepper	2006	1	1	0	0	0	0	6
Vontae Davis	2009-11	1	0	0	1	0	0	6
Louis Delmas	2014	1	0	0	1	0	0	6
Vern Den Herder	1971-82	1	0	1	0	0	0	6
A.J. Derby	2017-18	1	0	1	0	0	0	6
Leland Douglas	1987	1	0	1	0	0	0	6
Sam Eguavoen	2021-22	1	0	0	1	0	0	6
Bert Emanuel	2000	1	0	1	0	0	0	6
Frank Emanuel	1966-69	1	0	0	1	0	0	6
Tom Erlandson	1966-67	1	0	0	1	0	0	6
David Fales	2017	1	1	0	0	0	0	6
A.J. Feeley	2004-05	1	1	0	0	0	0	6
Minkah Fitzpatrick	2018-19	1	0	0	1	0	0	6
Cortland Finnegan	2014	1	0	0	1	0	0	6
Trent Gamble	2000-03	1	0	0	1	0	0	6
Cookie Gilchrist	1966	1	0	1	0	0	0	6
Kerry Glenn	1990-92	1	0	0	1	0	0	6
Hunter Goodwin	1999-01	1	0	1	0	0	0	6
Frank Gore	2018	1	0	1	0	0	0	6
Vince Heflin	1982-85	1	0	1	0	0	0	6
Will Heller	2005	1	0	1	0	0	0	6
Renaldo Hill	2006-08	1	0	0	1	0	0	6

## SCORING

PLAYER	YEARS	TD	TDR	TDP	TDR <sup>T</sup>	FG	PAT	PTS.
Sean Hill	1994-96	1	0	0	1	0	0	6
Trell Hooper	1987	1	0	0	1	0	0	6
Steve Howell	1979-81	1	1	0	0	0	0	6
Melvin Ingram	2022	1	0	0	1	0	0	6
Ricky Isom	1987	1	1	0	0	0	0	6
Calvin Jackson	1994-99	1	0	0	1	0	0	6
Vestee Jackson	1991-93	1	0	0	1	0	0	6
Pete Jaquess	1966-67	1	0	0	1	0	0	6
Greg Jennings	2015	1	0	1	0	0	0	6
Pat Johnson	1995	1	0	0	1	0	0	6
Dominique Jones	2016	1	0	1	0	0	0	6
Robert Jones	1998-00	1	0	0	1	0	0	6
Nate Kaeding	2012	0	0	0	0	1	3	6
Chuck Klingbeil	1991-95	1	0	0	1	0	0	6
Bernie Kosar	1994-96	1	1	0	0	0	0	6
Shaq Lawson	2020	1	0	0	1	0	0	6
Michael Lehan	2006-08	1	0	0	1	0	0	6
Charles Leigh	1971-74	1	1	0	0	0	0	6
David Lewis	1987	1	0	1	0	0	0	6
Phillip Merling	2008-11	1	0	0	1	0	0	6
Koa Misi	2010-17	1	0	0	1	0	0	6
Kenny Mixon	1998-01	1	0	0	1	0	0	6
Knowshown Moreno	2014	1	1	0	0	0	0	6
Earl Morrall	1972-76	1	1	0	0	0	0	6
<b>Nik Needham</b>	<b>2021-22</b>	<b>1</b>	<b>0</b>	<b>0</b>	<b>1</b>	<b>0</b>	<b>0</b>	<b>6</b>
Cliff Odom	1990-93	1	0	0	1	0	0	6
Nick O'Leary	2018-19	1	0	1	0	0	0	6
Chad Pennington	2008-10	1	1	0	0	0	0	6
Brett Perriman	1997	1	0	1	0	0	0	6
Malcolm Perry	2020	1	0	1	0	0	0	6
Lousaka Polite	2008-10	1	1	0	0	0	0	6
Derrick Pope	2004-07	1	0	0	1	0	0	6
Willie Richardson	1970	1	0	1	0	0	0	6
Elandon Roberts	2021-22	1	0	0	1	0	0	6
John Roderick	1966-67	1	0	1	0	0	0	6
Eric Rowe	2019-22	1	0	0	1	0	0	6
Jake Scott	1970-75	1	0	0	1	0	0	6
Scott Secules	1989-92	1	1	0	0	0	0	6
Derrick Shelby	2012-15	1	0	0	1	0	0	6
Steve Slaton	2011	1	1	0	0	0	0	6
Gerald Small	1978-83	1	0	0	1	0	0	6
Willie Smith	1987	1	0	1	0	0	0	6
Brian Sochia	1986-91	1	0	0	1	0	0	6
Kory Sperry	2009	1	0	1	0	0	0	6
John Stofa	1966-67, 1969-70	1	1	0	0	0	0	6
John Tagliaferri	1987	1	1	0	0	0	0	6
Norris Thomas	1977-79	1	0	0	1	0	0	6
Thurman Thomas	2000	1	0	1	0	0	0	6
Bob Torrey	1979	1	1	0	0	0	0	6
Olivier Vernon	2012-15	1	0	0	1	0	0	6
Frank Wainright	1995-98	1	0	1	0	0	0	6
Fulton Walker	1981-85	1	0	0	1	0	0	6
Willie West	1966-68	1	0	0	1	0	0	6
Jarvis Williams	1988-93	1	0	0	1	0	0	6
Robert Wilson	1994-96	1	0	1	0	0	0	6
Dick Wood	1966	1	1	0	0	0	0	6
336. Van Tiffin	1987	0	0	0	0	0	4	4
337. Charlie Anderson	2008-09	0	0	0	0	0	0	2*
Kevin Carter	2005-06	0	0	0	0	0	0	2*
Mike Charles	1983-86	0	0	0	0	0	0	2*
A.J. Duhe	1977-84	0	0	0	0	0	0	2*
Terrence Fede	2014-17	0	0	0	0	0	0	2*
William Fuller V	2021	0	0	0	0	0	0	2#
Larry Gordon	1976-82	0	0	0	0	0	0	2*
Jermaine Haley	2000-02	0	0	0	0	0	0	2*
Reggie Howard	2004-05	0	0	0	0	0	0	2*
Sammy Knight	2003-04	0	0	0	0	0	0	2*
Senorise Perry	2017	0	0	0	0	0	0	2*
Don Reese	1974-76	0	0	0	0	0	0	2*
Cameron Wake	2009-18	0	0	0	0	0	0	2*
George Wilson	1966	0	0	0	0	0	0	2#

\* — safety    # — two point conversion    ^ — defensive two point conversion

## INTERCEPTIONS

	PLAYER	YEARS	NO.	YDS.	AVG.	LG	TD
1.	Jake Scott	1970-75	35	425	12.1	47	0
2.	Dick Anderson	1968-77	34	792	23.3	96t	3
3.	Sam Madison	1997-05	31	487	15.7	42	2
4.	Glenn Blackwood	1979-87	29	398	13.7	50	1
	Patrick Surtain	1998-04	29	298	10.3	43	2
6.	<b>Xavien Howard</b>	<b>2016-22</b>	<b>28</b>	<b>254</b>	<b>9.1</b>	<b>39</b>	<b>2</b>
7.	Louis Oliver	1989-93, 1995-96	24	569	23.7	103t	2
	Terrell Buckley	1995-99, 2003	24	425	17.7	91t	3
	William Judson	1982-89	24	368	15.3	61t	2
10.	Gerald Small	1978-83	23	378	16.4	46t	1
11.	Curtis Johnson	1970-78	22	190	8.6	34	0
	Tim Foley	1970-80	22	96	4.4	18	0
13.	Reshad Jones	2010-19	21	361	17.2	54	4
14.	Brock Marion	1998-03	20	431	21.6	100t	2
15.	Don McNeal	1980-89	18	163	9.1	30	2
16.	Zach Thomas	1996-07	17	170	10.0	34t	4
17.	J.B. Brown	1989-96	16	293	18.3	48	1
18.	Dick Westmoreland	1966-69	15	231	15.4	42	2
19.	Troy Vincent	1992-95	14	284	20.3	69	2
	Jarvis Williams	1988-93	14	216	15.4	42	1
	Lloyd Mumphord	1969-74	14	187	13.4	51	2
	Lyle Blackwood	1981-86	14	173	12.4	45	0
	Earnie Rhone	1975-84	14	110	7.9	16	0
24.	Brent Grimes	2013-15	13	202	15.5	94t	2
	Willie West	1966-68	13	180	13.8	32	0
	Paul Lankford	1982-91	13	89	6.8	44	0
27.	Charlie Babb	1972-79	12	141	11.8	36	0
	Brian Walker	1997-98, 2000-01	12	92	7.7	31	0
29.	Jimmy Warren	1966-69	11	247	22.5	70t	1
30.	Vontae Davis	2009-11	9	124	13.8	28	1
31.	Mike Kozlowski	1979-86	8	172	21.5	38t	2
	Larry Gordon	1976-82	8	121	15.1	36	0
	Bob Matheson	1971-79	8	111	13.9	34	0
	Jason Taylor	1997-07, 2009, 2011	8	110	13.8	51t	3
	Nick Buoniconti	1969-76	8	89	11.1	24	0
	Jason Allen	2006-10	8	41	5.1	17	0
37.	Sammy Knight	2003-04	7	130	18.6	70	0
	Norris Thomas	1977-79	7	115	16.4	53t	1
	Will Allen	2006-11	7	114	16.3	32t	1
	Bobby McCain	2015-20	7	78	11.1	32	0
	André Goodman	2006-08	7	76	10.9	55	0
42.	Renaldo Hill	2006-08	6	91	15.2	24	0
	Yeremiah Bell	2004-11	6	89	14.8	29	0
	Kim Bokamper	1977-85	6	55	9.2	24t	1
	<b>Nik Needham</b>	<b>2019-22</b>	<b>6</b>	<b>52</b>	<b>8.7</b>	<b>28t</b>	<b>1</b>
	John Bramlett	1967-68	6	49	8.2	22	0
47.	Bob Petrella	1966-71	5	104	20.8	33	0
	Kiko Alonso	2016-18	5	100	20.0	60t	1
	Bud Brown	1984-88	5	96	19.2	53	0
	Neal Colzie	1979	5	86	17.2	56	0
	Mike Kolen	1970-77	5	85	17.0	29	0
	Liffort Hobley	1987-93	5	61	12.2	22	0
	Fulton Walker	1981-85	5	61	12.2	30	0
	Arturo Freeman	2000-04	5	59	11.8	47	0
	Sean Smith	2009-12	5	56	11.2	31	0
	Bob Brudzinski	1981-89	5	46	9.2	19	0
	Rick Volk	1977-78	5	42	8.4	24	0
	Nolan Carroll	2010-13	5	25	5.0	24	0
	Shawn Wooden	1996-99, 2001-04	5	25	5.0	15	0
	Doug Swift	1970-75	5	17	3.4	12	0
	Don Bessillieu	1979-81	5	13	2.6	12	0
62.	Calvin Jackson	1994-99	4	105	26.3	61t	1
	Lance Schulters	2005, 2007	4	78	19.5	37	0
	Tom Erlandson	1966-67	4	68	17.0	37	1
	<b>Jevon Holland</b>	<b>2021-22</b>	<b>4</b>	<b>64</b>	<b>16.0</b>	<b>33</b>	<b>0</b>
	Jimmy Wilson	2011-14	4	57	14.3	31	0
	T.J. McDonald	2017-18	4	48	12.0	31	0
	Frank Emanuel	1966-69	4	46	12.5	24	0
	John Offerdahl	1986-93	4	44	11.0	28	0
	Tim McKyer	1990	4	40	10.0	21	0
	Randy Starks	2008-14	4	33	8.3	18	0
	Chris Clemons	2009-13	4	29	7.3	29	0
	Gene Atkins	1994-96	4	24	6.0	18	0



## INTERCEPTIONS

	PLAYER	YEARS	NO.	YDS.	AVG.	LG	TD
	Mark Brown	1983-88	4	18	4.5	13	0
	Michael Stewart	1994-96	4	11	2.8	11	0
	Dimitri Patterson	2012-13	4	7	1.8	3	0
	Tony Lippett	2015-17	4	0	0.0	0	0
78.	Vestee Jackson	1991-93	3	63	21.0	30t	1
	Eric Rowe	2019-22	3	61	20.3	35t	1
	Ed Taylor	1979-82	3	55	18.3	44	0
	Rodney Thomas	1988-90	3	52	17.3	48	0
	Bryan Cox	1991-95	3	38	12.7	26	0
	Travares Tillman	2005-07	3	38	12.7	22	0
	Wahoo McDaniel	1966-68	3	35	11.7	20	0
	Derrick Rodgers	1997-02	3	33	11.0	21	0
	Jerry Wilson	1996-00	3	32	10.7	19	0
	Travis Daniels	2005-07	3	31	10.3	29	0
	Steve Towle	1975-80	3	30	10.0	16	0
	Pete Jaquess	1966-67	3	27	9.0	27	1
	A.J. Duhe	1977-84	3	18	6.0	11	0
	Ed Weisacosky	1968-70	3	10	3.3	7	0
	Aubrey Beavers	1994-95	3	8	2.7	8	0
	Nate Jones	2008-09, 2011	3	0	0.0	0	0
	<b>Jerome Baker</b>	<b>2018-22</b>	<b>3</b>	<b>59</b>	<b>19.7</b>	<b>34</b>	<b>1</b>
95.	Minkah Fitzpatrick	2018-19	2	64	32.0	50t	1
	Donovan Rose	1986-87	2	63	31.5	36	0
	Bob Neff	1966-68	2	54	27.0	22	0
	Rusty Chambers	1976-80	2	53	26.5	49	0
	Dwight Hollier	1992-99	2	47	23.5	36	0
	Walt Aikens	2014-19	2	43	21.5	43	0
	Ken Ellis	1976	2	40	20.0	40	0
	Bobby Harden	1990-93	2	39	19.5	22	0
	Robert Sowell	1983-85, 1987	2	36	18.0	29	0
	Steven Parker	2019	2	35	17.5	35	0
	Bill Stanfill	1969-76	2	32	16.0	17t	2
	Kerry Glenn	1990-92	2	31	15.5	31t	1
	Jamar Fletcher	2001-03	2	30	15.0	30	0
	Akin Ayodele	2008-09	2	29	14.5	17	0
	Byron Maxwell	2016-17	2	29	14.5	27	0
	Dannell Ellerbe	2013-14	2	25	12.5	16	0
	Henry Stuckey	1972-74	2	25	12.5	21	0
	George Teague	1997	2	25	12.5	23	0
	Tyrone Culver	2008-09	2	24	12.0	23	0
	Derrick Shelby	2012-15	2	24	12.0	22t	1
	Joey Porter	2007-08	2	19	9.5	14	0
	Isa Abdul-Quddus	2016	2	16	8.0	9	0
	Tate Randle	1987	2	16	8.0	11	0
	Byron Jones	2020-21	2	15	7.5	15	0
	John McGeever	1966	2	15	7.5	15	0
	Tom Beier	1967, 1969	2	14	7.0	7	0
	Robert Jones	1998-00	2	14	7.0	14t	1
	Trell Hooper	1987	2	11	5.5	11	0
	Benny Sapp	2010-11	2	9	4.5	9	0
	Jeris White	1974-76	2	4	2.0	4	0
	Tyrone Braxton	1994	2	3	1.5	3	0
	Chris Green	1991-94	2	0	0.0	0	0
	Derrick Pope	2004-07	2	0	0.0	0	0
	Justin Coleman	2021	2	0	0.0	0	0
129.	Elandon Roberts	2021-22	1	85	85.0	85t	1
	Louis Delmas	2014	1	81	81.0	81t	1
	Kenny Mixon	1998-01	1	56	56.0	56t	1
	Marvin Mitchell	2011	1	55	55.0	55	0
	Jay Brophy	1984-86	1	41	41.0	41	0
	Jared Odrick	2010-14	1	39	39.0	39	0
	Zack Bowman	2015	1	38	38.0	38	0
	Kevin Burnett	2011-12	1	34	34.0	34t	1
	Dean Brown	1970	1	32	32.0	32	0
	Hugh Green	1985-91	1	28	28.0	28	0
	Earl Faison	1966	1	26	26.0	26	0
	Phillip Merling	2008-11	1	25	25.0	25t	1
	Vern Den Herder	1971-82	1	24	24.0	24	0
	<b>Andrew Van Ginkel</b>	<b>2019-22</b>	<b>1</b>	<b>23</b>	<b>23.0</b>	<b>23</b>	<b>0</b>
	Charles Cornelius	1977-78	1	21	21.0	21	0
	Bob Bruggers	1966-68	1	20	20.0	20	0
	Ralph Ortega	1979-80	1	17	17.0	13	0
	Jordan Phillips	2015-18	1	17	17.0	17	0

## INTERCEPTIONS

PLAYER	YEARS	NO.	YDS.	AVG.	LG	TD
Bacarri Rambo	2016	1	17	17.0	17	0
<b>Verone McKinley III</b>	<b>2022</b>	<b>1</b>	<b>17</b>	<b>17.0</b>	<b>17</b>	<b>0</b>
Ted Davis	1970	1	15	15.0	15	0
Karlos Dansby	2010-12	1	14	14.0	14	0
Rick Graf	1987-90	1	14	14.0	14	0
Shawn Lee	1990-91	1	14	14.0	14	0
Cameron Wake	2009-18	1	12	12.0	12	0
<b>Justin Bethel</b>	<b>2022</b>	<b>1</b>	<b>11</b>	<b>11.0</b>	<b>11</b>	<b>0</b>
Mike Hull	2015-18	1	8	8.0	8	0
<b>Brandon Jones</b>	<b>2020-22</b>	<b>1</b>	<b>8</b>	<b>8.0</b>	<b>8</b>	<b>0</b>
<b>Christian Wilkins</b>	<b>2019-22</b>	<b>1</b>	<b>8</b>	<b>8.0</b>	<b>8</b>	<b>0</b>
Richard Marshall	2012	1	7	7.0	7	0
Jackie Shipp	1984-88	1	7	7.0	7	0
Craig Veasey	1993-94	1	7	7.0	7	0
Vince Biegel	2019	1	7	7.0	7	0
Reggie Howard	2004-05	1	5	5.0	5	0
Eric Kumerow	1988-90	1	5	5.0	5	0
Alex Moyer	1985-86	1	4	4.0	4	0
Greg Jeffries	1999-00	1	3	3.0	3	0
Ryan Lewis	2019	1	3	3.0	3	0
Jack Rudolph	1966	1	3	3.0	3	0
Chris Singleton	1993-96	1	3	3.0	3	0
Brendon Ayanbadejo	2003-04	1	2	2.0	2	0
Larry Ball	1972-74, 1977-78	1	2	2.0	2	0
Mike Charles	1983-86	1	2	2.0	2	0
Channing Crowder	2005-10	1	2	2.0	2	0
Mike Reichenbach	1990-91	1	2	2.0	2	0
Randall Edmunds	1968-69	1	1	1.0	1	0
Bruce Alexander	1992-93	1	0	0.0	0	0
Bob Baumhower	1977-86	1	0	0.0	0	0
Tim Bowens	1994-04	1	0	0.0	0	0
Jeff Cross	1989-95	1	0	0.0	0	0
Scott Galyon	2000-02	1	0	0.0	0	0
Jermaine Haley	2000-02	1	0	0.0	0	0
Neville Hewitt	2015-17	1	0	0.0	0	0
Sean Hill	1994-96	1	0	0.0	0	0
<b>Noah Igbinoghene</b>	<b>2020-22</b>	<b>1</b>	<b>0</b>	<b>0.0</b>	<b>0</b>	<b>0</b>
<b>Kader Kohou</b>	<b>2022</b>	<b>1</b>	<b>0</b>	<b>0.0</b>	<b>0</b>	<b>0</b>
Mack Lamb	1967-68	1	0	0.0	0	0
Chris Lammons	2019	1	0	0.0	0	0
Michael Lehan	2006-08	1	0	0.0	0	0
Darrell Malone	1992-94	1	0	0.0	0	0
Brice McCain	2015	1	0	0.0	0	0
Cliff Odom	1990-93	1	0	0.0	0	0
Muhammad Oliver	1994	1	0	0.0	0	0
Jamal Perry	2019-21	1	0	0.0	0	0
Vern Roberson	1977	1	0	0.0	0	0
Bryant Salter	1976	1	0	0.0	0	0
Terrance Shaw	2000	1	0	0.0	0	0
Donnie Spragan	2005-07	1	0	0.0	0	0
R.J. Stanford	2012-14	1	0	0.0	0	0
Michael Thomas	2013-17	1	0	0.0	0	0
Reggie Torbor	2008-09	1	0	0.0	0	0
Jason Trusnik	2011-14	1	0	0.0	0	0
Jay Williams	2002-04	1	0	0.0	0	0
Jeff Zgonina	2003-06	1	0	0.0	0	0
Daryl Gardener	1996-01	1	-1	-1.0	-1	0

## SACKS

	PLAYER	YEARS	NO
1.	Jason Taylor	1997-2007, 2009, 2011	131.0
2.	Cameron Wake	2009-18	98.0
3.	Bill Stanfill	1969-76	69.5
4.	Doug Betters	1978-87	65.5
5.	Vern Den Herder	1971-82	64.0
6.	Jeff Cross	1988-95	59.5
7.	Trace Armstrong	1995-2000	56.5
8.	Bob Baumhower	1977-86	39.5
	Kim Bokamper	1977-85	39.5
10.	A.J. Duhe	1977-84	38.5

## KICKOFF RETURNS (Yards)

PLAYER	YEARS	NO.	YDS.	AVG.	LG	TD
1. Wes Welker	2004-06	166	3,756	22.6	95t	1
2. Ted Ginn, Jr.	2007-09	147	3,386	23.0	101t	2
3. Mercury Morris	1969-75	111	2,947	26.5	105t	3
4. Fulton Walker	1981-85	123	2,944	23.9	90t	1
5. Brock Marion	1998-03	107	2,517	23.5	93	0
6. Jakeem Grant Sr.	2016-21	89	2,206	24.8	102t	2
7. O.J. McDuffie	1993-01	92	2,103	22.9	48	0
8. Irving Spikes	1994-97	89	2,058	23.1	59	0
9. Lorenzo Hampton	1985-89	96	2,025	21.1	46	0
10. Marcus Thigpen	2012-13	77	1,910	24.8	96t	1

## PUNT RETURNS (Yards)

PLAYER	YEARS	NO.	FC	YDS.	AVG.	LG	TD
1. Jake Scott	1970-75	127	55	1,330	10.5	77t	1
2. Wes Welker	2004-06	127	64	1,232	9.7	71	0
3. Davone Bess	2008-12	115	85	1,196	10.4	47	0
4. O.J. McDuffie	1993-01	127	91	1,127	8.9	72t	2
5. Jakeem Grant Sr.	2016-21	101	28	978	9.7	88t	3
6. Tom Vigorito	1981-85	79	22	830	10.5	87t	2
7. Freddie Solomon	1975-77	71	5	810	11.4	79t	2
8. Jarvis Landry	2014-17	89	53	804	9.0	69t	1
9. Scott Schwedes	1987-90	75	18	732	9.8	70t	1
10. Jeff Ogden	2000-01	51	22	700	13.7	81t	1

## TOP 20 SEASON LEADERS

### RUSHING YARDS

NAME	YEAR	YARDS
1. Ricky Williams	2002	1,853
2. Ricky Williams	2003	1,372
3. Jay Ajayi	2016	1,272
4. Delvin Williams	1978	1,258
5. Lamar Smith	2000	1,139
6. Ricky Williams	2009	1,121
7. Larry Csonka	1972	1,117
8. Karim Abdul-Jabbar	1996	1,116
9. Lamar Miller	2014	1,099
10. Reggie Bush	2011	1,086
11. Larry Csonka	1971	1,051
12. Ronnie Brown	2006	1,008
13. Larry Csonka	1973	1,003
14. Mercury Morris	1972	1,000
15. Reggie Bush	2012	986
16. Lamar Smith	2001	968
17. Karim Abdul-Jabbar	1998	960
18. Mercury Morris	1973	954
19. Ronnie Brown	2008	916
20. Mark Higgs	1992	915

17. Ryan Fitzpatrick	2019	3,529
18. Dan Marino	1998	3,497
19. Chad Henne	2010	3,301
20. Ryan Tannehill	2012	3,294

### PASSING TOUCHDOWNS

NAME	YEAR	TDs
1. Dan Marino	1984	48
2. Dan Marino	1986	44
3. Dan Marino	1985	30
Dan Marino	1994	30
5. Dan Marino	1988	28
6. Ryan Tannehill	2014	27
7. Dan Marino	1987	26
8. Dan Marino	1991	25
<b>Tua Tagovailoa</b>	<b>2022</b>	<b>25</b>
10. Dan Marino	1989	24
Dan Marino	1992	24
Dan Marino	1995	24
Ryan Tannehill	2013	24
Ryan Tannehill	2015	24
15. Dan Marino	1998	23
16. Bob Griese	1977	22
17. Bob Griese	1968	21
Dan Marino	1990	21
19. Dan Marino	1983	20
Jay Fiedler	2001	20
Ryan Fitzpatrick	2019	20

### PASSING YARDS

NAME	YEAR	YARDS
1. Dan Marino	1984	5,084
2. Dan Marino	1986	4,746
3. Dan Marino	1994	4,453
4. Dan Marino	1988	4,434
5. Ryan Tannehill	2015	4,208
6. Dan Marino	1985	4,137
7. Dan Marino	1992	4,116
8. Ryan Tannehill	2014	4,045
9. Dan Marino	1989	3,997
10. Dan Marino	1991	3,970
11. Ryan Tannehill	2013	3,913
12. Dan Marino	1997	3,780
13. Dan Marino	1995	3,668
14. Chad Pennington	2008	3,653
15. Dan Marino	1990	3,563
16. <b>Tua Tagovailoa</b>	<b>2022</b>	<b>3,548</b>

### RECEPTIONS

NAME	YEAR	REC
1. <b>Tyreek Hill</b>	<b>2022</b>	<b>119</b>
2. Jarvis Landry	2017	112
3. Jarvis Landry	2015	110
4. <b>Jaylen Waddle</b>	<b>2021</b>	<b>104</b>
5. Jarvis Landry	2016	94
6. O.J. McDuffie	1998	90
7. Mark Clayton	1988	86
Brandon Marshall	2010	86
9. Jarvis Landry	2014	84
10. Chris Chambers	2005	82

11.	Brandon Marshall	2011	81
12.	Davone Bess	2010	79
13.	O.J. McDuffie	1997	76
	Davone Bess	2009	76
	Brian Hartline	2013	76
16.	Terry Kirby (RB)	1993	75
	<b>Jaylen Waddle</b>	<b>2022</b>	<b>75</b>
18.	O.J. McDuffie	1996	74
	Brian Hartline	2012	74
20.	Mark Clayton	1984	73
	Irving Fryar	1994	73
	Randy McMichael (TE)	2004	73
	Mike Wallace	2013	73

## RECEIVING YARDS

	NAME	YEAR	YARDS
1.	<b>Tyreek Hill</b>	<b>2022</b>	<b>1,710</b>
2.	Mark Clayton	1984	1,389
3.	<b>Jaylen Waddle</b>	<b>2022</b>	<b>1,356</b>
4.	Mark Duper	1986	1,313
5.	Mark Duper	1984	1,306
6.	Irving Fryar	1994	1,270
7.	Brandon Marshall	2011	1,214
8.	DeVante Parker	2019	1,202
9.	Jarvis Landry	2015	1,157
10.	Mark Clayton	1986	1,150
11.	Jarvis Landry	2016	1,136
12.	Mark Clayton	1988	1,129
13.	Chris Chambers	2005	1,118
14.	Mark Duper	1991	1,085
15.	Brian Hartline	2012	1,083
16.	Mark Clayton	1991	1,053
17.	O.J. McDuffie	1998	1,050
18.	Tony Martin	1999	1,037
19.	Brian Hartline	2013	1,016
20.	<b>Jaylen Waddle</b>	<b>2021</b>	<b>1,015</b>

## POINTS

	NAME	YEAR	POINTS
1.	Olindo Mare	1999	144
	<b>Jason Sanders</b>	<b>2020</b>	<b>144</b>
3.	Caleb Sturgis	2014	128
4.	Pete Stoyanovich	1992	124
5.	Pete Stoyanovich	1991	121
6.	<b>Jason Sanders</b>	<b>2022</b>	<b>119</b>
7.	Pete Stoyanovich	1995	118
8.	Garopremian	1971	117
	Olindo Mare	1997	117
	Olindo Mare	2000	117
11.	Fuad Reveiz	1985	116
12.	Garopremian	1972	115
	Dan Carpenter	2010	115
14.	Olindo Mare	2002	114
15.	Garopremian	1973	113
	Dan Carpenter	2011	113
17.	Dan Carpenter	2009	112
18.	Caleb Sturgis	2013	111
19.	Uwe von Schamann	1981	109
	Pete Stoyanovich	1993	109

## SACKS

	NAME	YEAR	SACKS
1.	Bill Stanfill	1973	18.5
	Jason Taylor	2002	18.5
3.	Joey Porter	2008	17.5
4.	Trace Armstrong	2000	16.5

5.	Doug Betters	1983	16.0
6.	Adewale Ogunleye	2003	15.0
	Cameron Wake	2012	15.0
8.	Jason Taylor	2000	14.5
9.	Doug Betters	1984	14.0
	Bryan Cox	1992	14.0
	Cameron Wake	2010	14.0
12.	Jason Taylor	2006	13.5
13.	Jason Taylor	2003	13.0
14.	Trace Armstrong	1996	12.0
	Jason Taylor	2005	12.0
16.	Jeff Cross	1990	11.5
	Oliver Vernon	2013	11.5
	Cameron Wake	2014	11.5
	Cameron Wake	2016	11.5
20.	Mel Branch	1968	11.0
	Vern Den Herder	1975	11.0
	Jason Taylor	2007	11.0

## TACKLES

	NAME	YEAR	TACKLES
1.	Steve Towle	1976	217
2.	Zach Thomas	2002	195
3.	Zach Thomas	2003	184
4.	Zach Thomas	1996	180
	Zach Thomas	2001	180
6.	Rusty Chambers	1979	178
7.	Earnie Rhone	1981	171
8.	Zach Thomas	2004	168
9.	Zach Thomas	1999	167
10.	Zach Thomas	2005	166
11.	Zach Thomas	2006	165
12.	Steve Towle	1975	164
13.	Nick Buoniconti	1973	162
14.	Zach Thomas	1998	160
15.	Rusty Chambers	1978	151
16.	Zach Thomas	1997	149
17.	Bryan Cox	1994	147
18.	Nick Buoniconti	1972	146
	Bob Baumhower	1979	146
20.	Nick Buoniconti	1970	145

## INTERCEPTIONS

	NAME	YEAR	INTs
1.	Dick Westmoreland	1967	10
	<b>Xavien Howard</b>	<b>2020</b>	<b>10</b>
3.	Willie West	1966	8
	Dick Anderson	1968	8
	Dick Anderson	1970	8
	Dick Anderson	1973	8
	Jake Scott	1974	8
	Terrell Buckley	1998	8
	Sam Madison	1998	8
10.	Jake Scott	1971	7
	Gerald Small	1980	7
	Sam Madison	1999	7
	Brian Walker	2000	7
	Patrick Surtain	2003	7
	<b>Xavien Howard</b>	<b>2018</b>	<b>7</b>
16.	Jake Scott	1975	6
	Tim Foley	1978	6
	William Judson	1983	6
	Glenn Blackwood	1984	6
	Glenn Blackwood	1985	6
	Terrell Buckley	1996	6
	Patrick Surtain	2002	6

# DOLPHINS OUTSTANDING PERFORMANCES

## GAMES OF 300+ PASSING YARDS

PLAYER	DATE	OPPONENT	ATT.	COMP.	YDS.	TD	INT.	LG
Dan Marino	10/23/88	N.Y. JETS	60	35	521	3	5	56
Dan Marino	9/4/94	NEW ENGLAND	42	23	473	5	1	64t
Dan Marino	12/2/84	L.A. RAIDERS	57	35	470	4	2	64
<b>Tua Tagovailoa</b>	<b>9/18/22</b>	<b>at Baltimore</b>	<b>50</b>	<b>36</b>	<b>469</b>	<b>6</b>	<b>2</b>	<b>60t</b>
Dan Marino	10/1/95	at Cincinnati	48	33	450	2	1	58
Dan Marino	9/21/86	at N.Y. Jets	50	30	448	6	2	46t
Dan Marino	9/25/94	at Minnesota	54	29	431	3	3	43
Ryan Tannehill	9/30/12	at Arizona	41	26	431	1	2	80t
Dan Marino	9/30/84	at St. Louis	36	24	429	3	0	51
Dan Marino	9/24/89	N.Y. JETS	55	33	427	3	2	43t
Dan Marino	11/4/84	at N.Y. Jets	42	23	422	2	2	54
* Dan Marino	12/30/95	at Buffalo	64	33	422	2	3	45t
* Dan Marino	1/6/85	PITTSBURGH	32	21	421	4	1	41
Ryan Fitzpatrick	12/22/19	CINCINNATI	52	31	419	4	1	51
Chad Henne	9/12/11	New England	49	30	416	2	1	31
Joey Harrington	10/22/06	GREEN BAY	62	33	414	2	3	44
David Woodley	10/25/81	at Dallas	37	21	408	3	5	69t
Dan Marino	12/9/84	at Indianapolis	41	29	404	4	1	42
Dan Marino	11/16/86	at Buffalo	54	39	404	4	0	39
Dan Marino	12/12/88	CLEVELAND	50	30	404	4	3	46
* Don Strock	1/2/82	SAN DIEGO	43	29	403	4	1	50t
Dan Marino	12/14/86	at L.A. Rams	46	29	403	5	1	69t
Ryan Tannehill	12/21/14	MINNESOTA	47	35	396	4	1	41
Dan Marino	12/20/87	WASHINGTON	50	22	393	3	1	59t
Dan Marino	10/10/99	at Indianapolis	38	25	393	2	0	62
Dan Marino	9/29/85	at Denver	43	25	390	3	0	73
Dan Marino	11/23/97	at New England	60	38	389	0	3	27
Ryan Tannehill	9/18/16	at New England	45	32	387	2	2	33
<b>Tua Tagovailoa</b>	<b>10/30/22</b>	<b>at Detroit</b>	<b>36</b>	<b>29</b>	<b>382</b>	<b>3</b>	<b>0</b>	<b>42</b>
Brock Osweiler	10/14/18	CHICAGO	44	28	380	3	2	75t
Dan Marino	12/13/87	at Philadelphia	39	25	376	3	1	54
Dan Marino	10/12/97	at N.Y. Jets	38	27	372	2	0	36t
Bernie Kosar	10/15/95	at New Orleans	42	29	368	3	2	31t
Dan Marino	12/9/90	PHILADELPHIA	54	27	365	2	0	37
Steve DeBerg	12/5/93	N.Y. Giants	41	26	365	1	2	44
Ryan Fitzpatrick	12/1/19	PHILADELPHIA	39	27	365	3	1	43t
Chad Henne	9/26/10	N.Y. JETS	44	26	363	2	1	40
Dan Marino	11/10/85	N.Y. JETS	37	21	362	3	3	60
<b>Tua Tagovailoa</b>	<b>1/3/21</b>	<b>at Buffalo</b>	<b>58</b>	<b>35</b>	<b>361</b>	<b>1</b>	<b>3</b>	<b>31</b>
Gus Frerotte	11/13/05	NEW ENGLAND	47	25	360	2	1	47
Dan Marino	11/6/88	at New England	51	29	359	1	2	32
Dan Marino	11/12/89	at N.Y. Jets	34	18	359	3	2	78t
Dan Marino	11/27/94	at N.Y. Jets	44	31	359	4	2	28t
Ryan Tannehill	9/20/15	at Jacksonville	44	30	359	2	0	48
Dan Marino	10/25/92	INDIANAPOLIS	45	25	355	2	3	48t
Dan Marino	12/21/98	DENVER	38	23	355	4	1	56t
Dan Marino	11/27/88	at N.Y. Jets	35	17	353	5	0	80t
Ryan Tannehill	11/29/15	at N.Y. Jets	58	33	351	3	1	40
Ryan Tannehill	1/3/16	NEW ENGLAND	38	25	350	2	0	46
Ryan Fitzpatrick	10/11/20	at San Francisco	28	22	350	3	0	70
Bob Griese	11/20/78	at Houston	33	23	349	2	1	47
Chad Henne	12/20/09	at Tennessee	46	29	349	1	3	57
Ryan Tannehill	12/14/14	at New England	47	29	346	1	2	50
Dan Marino	12/8/85	at Green Bay	44	30	345	5	1	61
Scott Mitchell	10/31/93	KANSAS CITY	33	22	344	3	0	77t
Steve DeBerg	12/13/93	PITTSBURGH	44	27	344	1	2	47
Dan Marino	12/3/95	ATLANTA	50	35	343	2	2	32
Chad Pennington	11/23/08	NEW ENGLAND	41	24	341	3	1	46
Dan Marino	12/17/84	DALLAS	40	23	340	4	2	63
Dan Marino	12/24/89	KANSAS City	47	28	339	3	1	35
Dan Marino	11/18/84	at San Diego	41	28	338	2	1	32
Dan Marino	10/12/86	BUFFALO	41	24	337	1	1	39
Chad Henne	12/6/09	NEW ENGLAND	52	29	335	2	1	29
Dan Marino	10/22/89	GREEN BAY	37	24	333	2	2	61
Dan Marino	11/12/95	NEW ENGLAND	37	27	333	2	2	31t
Dan Marino	11/1/87	PITTSBURGH	31	25	332	4	2	50t
Ryan Tannehill	12/1/13	at N.Y. Jets	43	28	331	2	1	31t
Dan Marino	11/17/85	at Indianapolis	37	22	330	1	0	42
Dan Marino	9/15/85	INDIANAPOLIS	48	29	329	2	0	26
Dan Marino	10/16/88	SAN DIEGO	45	26	329	1	0	51

## GAMES OF 300+ PASSING YARDS

PLAYER	DATE	OPPONENT	ATT.	COMP.	YDS.	TD	INT.	LG
Ryan Tannehill	12/27/15	INDIANAPOLIS	38	26	329	0	1	49
<b>Tua Tagovailoa</b>	<b>10/17/21</b>	<b>at Jacksonville</b>	<b>47</b>	<b>33</b>	<b>329</b>	<b>2</b>	<b>1</b>	<b>32</b>
Teddy Bridgewater	10/16/22	MINNESOTA	34	23	329	2	2	49
Jay Fiedler	12/28/03	N.Y. JETS	29	21	328	1	1	59
Ryan Fitzpatrick	9/20/20	BUFFALO	47	31	328	2	0	27
Bob Griese	9/14/69	at Cincinnati	39	19	327	1	2	50
Dan Marino	11/18/91	BUFFALO	42	23	326	2	2	41
Dan Marino	9/7/97	TENNESSEE	43	24	324	0	0	50
* Dan Marino	1/12/91	at Buffalo	49	23	323	3	2	64t
Dan Marino	10/12/98	at Jacksonville	49	30	323	2	1	28
Ryan Fitzpatrick	11/17/19	BUFFALO	45	32	323	0	0	50
Don Strock	12/15/79	N.Y. JETS	41	26	322	1	2	38
Dan Marino	10/9/83	BUFFALO	29	19	322	3	2	63
Dan Marino	9/14/92	at Cleveland	35	25	322	1	0	47
Dan Marino	12/27/99	N.Y. JETS	52	29	322	3	3	32t
Chad Henne	12/27/09	HOUSTON	55	35	322	1	1	35
Dan Marino	10/14/84	HOUSTON	32	25	321	3	0	32
Dan Marino	10/6/91	at New England	38	25	321	2	0	34
Dan Marino	11/16/92	BUFFALO	33	22	321	2	1	55
Dan Marino	12/13/98	N.Y. JETS	57	30	321	1	1	31
Dan Marino	12/27/98	at Atlanta	36	21	320	1	2	50
Jay Fiedler	12/22/01	at New England	37	21	320	1	0	44
Ryan Fitzpatrick	12/29/19	at New England	41	28	320	1	0	28
Ryan Tannehill	9/15/13	at Indianapolis	34	23	319	1	0	67
Ryan Tannehill	9/25/16	Cleveland	39	25	319	3	2	42t
** Dan Marino	1/20/85	vs. San Francisco	50	29	318	1	2	30
Trent Green	9/23/07	at N.Y. Jets	36	23	318	1	1	43
Dan Marino	10/21/84	at New England	39	24	316	4	1	28
<b>Tua Tagovailoa</b>	<b>12/13/20</b>	<b>KANSAS CITY</b>	<b>48</b>	<b>28</b>	<b>316</b>	<b>2</b>	<b>1</b>	<b>29t</b>
Cleo Lemon	12/16/07	BALTIMORE	39	23	315	1	0	64t
Ryan Fitzpatrick	10/4/20	SEATTLE	45	29	315	0	2	26
Chad Pennington	10/26/08	BALTIMORE	30	22	314	1	0	64
Dan Marino	12/5/99	INDIANAPOLIS	38	24	313	3	1	33t
Dan Marino	11/20/94	at Pittsburgh	45	31	312	1	1	45
Ryan Tannehill	12/15/13	NEW ENGLAND	37	25	312	3	0	39t
Dan Marino	9/2/84	at Washington	28	21	311	5	0	74t
Dan Marino	12/4/94	BUFFALO	42	25	311	3	3	45t
Jay Cutler	11/5/17	Oakland	42	34	311	3	0	27
Dan Marino	12/7/97	DETROIT	39	24	310	2	1	27t
Jay Fiedler	9/29/02	at Kansas City	45	29	310	1	4	38
Ryan Tannehill	11/24/13	CAROLINA	42	28	310	1	1	57
<b>Tua Tagovailoa</b>	<b>12/25/22</b>	<b>GREEN BAY</b>	<b>25</b>	<b>16</b>	<b>310</b>	<b>1</b>	<b>3</b>	<b>84t</b>
David Woodley	9/27/81	at Baltimore	30	19	309	2	0	48
John Stofa	12/18/66	HOUSTON	38	22	307	4	2	48t
Dan Marino	12/1/91	TAMPA BAY	32	20	307	2	0	51
Chad Henne	11/28/10	at Oakland	30	17	307	2	1	57t
Ryan Tannehill	10/6/13	BALTIMORE	40	21	307	1	0	49
Ryan Tannehill	11/8/15	at Buffalo	35	26	307	0	0	46
Bob Griese	10/17/76	KANSAS CITY	35	25	306	1	2	39
Chad Henne	10/4/10	NEW ENGLAND	38	28	305	2	3	28t
Dan Marino	12/4/88	INDIANAPOLIS	32	26	304	3	1	55
Dan Marino	11/30/86	ATLANTA	40	20	303	2	4	54t
Dan Marino	10/25/87	BUFFALO	36	24	303	4	0	25t
A.J. Feeley	12/5/04	BUFFALO	51	25	303	3	5	36
Dan Marino	10/20/85	TAMPA BAY	39	27	302	3	1	42
<b>Tua Tagovailoa</b>	<b>11/6/22</b>	<b>at Chicago</b>	<b>30</b>	<b>21</b>	<b>302</b>	<b>3</b>	<b>0</b>	<b>39</b>
Dan Marino	9/28/86	SAN FRANCISCO	46	27	301	1	4	24
Dan Marino	12/10/89	NEW ENGLAND	32	21	300	0	1	36
Ryan Tannehill	10/29/15	at New England	44	28	300	0	2	29

## GAMES OF 100+ RECEIVING YARDS

PLAYER	DATE	OPPONENT	NO.	YDS.	TD	LG
Brian Hartline	9/30/12	at Arizona	12	253	1	80t
Chris Chambers	12/4/05	BUFFALO	15	238	1	57
Mark Duper	11/10/85	N.Y. JETS	8	217	2	60t
Irving Fryar	9/4/94	NEW ENGLAND	5	211	3	54t
Nat Moore	10/4/81	N.Y. JETS	7	210	2	52
Mark Duper	10/9/83	BUFFALO	7	202	2	63
<b>Tyreek Hill</b>	<b>9/18/22</b>	<b>at Baltimore</b>	<b>11</b>	<b>190</b>	<b>2</b>	<b>60t</b>
<b>Tyreek Hill</b>	<b>10/30/22</b>	<b>at Detroit</b>	<b>12</b>	<b>188</b>	<b>0</b>	<b>42</b>
Duriel Harris	10/28/79	GREEN BAY	10	180	1	37t
Kenny Stills	11/19/17	TAMPA BAY	7	180	1	61t
Mark Duper	9/2/84	at Washington	6	178	2	74t

**GAMES OF 100+ RECEIVING YARDS**

PLAYER	DATE	OPPONENT	NO.	YDS.	TD	LG
Mark Clayton	12/2/84	L.A. RAIDERS	9	177	2	64t
<b>Tyreek Hill</b>	<b>10/16/22</b>	<b>MINNESOTA</b>	<b>12</b>	<b>177</b>	<b>0</b>	<b>28</b>
Ted Ginn, Jr.	10/26/08	BUFFALO	7	175	0	64
Mark Clayton	9/21/86	at N.Y. Jets	8	174	1	42
Mark Duper	9/23/84	INDIANAPOLIS	7	173	2	80t
<b>Jaylen Waddle</b>	<b>9/18/22</b>	<b>at Baltimore</b>	<b>11</b>	<b>171</b>	<b>2</b>	<b>59</b>
Mark Duper	12/20/87	WASHINGTON	6	170	3	59t
Tony Martin	10/10/99	at Indianapolis	10	166	1	40
Brandon Marshall	9/26/10	N.Y. JETS	10	166	1	40
Duriel Harris	10/25/81	at Dallas	6	165	0	45
Jarvis Landry	11/29/15	at N.Y. Jets	13	165	1	40
Jimmy Cefalo	10/25/81	at Dallas	5	164	1	69t
Mark Duper	9/30/84	at St. Louis	8	164	0	51
Bo Roberson	12/4/66	at Denver	6	161	0	71
Irving Fryar	9/25/94	at Minnesota	6	160	0	43
<b>Tyreek Hill</b>	<b>9/29/22</b>	<b>at Cincinnati</b>	<b>10</b>	<b>160</b>	<b>0</b>	<b>64</b>
DeVante Parker	12/1/19	PHILADELPHIA	7	159	2	43t
Paul Warfield	11/14/71	PITTSBURGH	3	158	3	86t
Mark Duper	11/4/84	at N.Y. Jets	7	155	0	54
Albert Wilson	10/14/18	CHICAGO	6	155	2	75t
Mark Duper	9/21/86	at N.Y. Jets	7	154	2	46t
* O.J. McDuffie	12/30/95	at Buffalo	11	154	1	31
Mark Clayton	10/23/88	N.Y. JETS	10	153	2	45t
Oronde Gadsden	12/27/98	at Atlanta	9	153	0	50
Chris Chambers	12/28/03	N.Y. JETS	9	153	1	24
Mark Clayton	12/17/84	DALLAS	4	150	3	63t
* Mark Duper	1/6/85	PITTSBURGH	5	148	2	41t
Terry Kirby	12/19/93	Buffalo	9	148	1	30t
Paul Warfield	9/19/71	at Denver	6	146	1	36
Chris Chambers	1/2/05	at Baltimore	4	146	1	76t
<b>Tyreek Hill</b>	<b>12/4/22</b>	<b>at San Francisco</b>	<b>9</b>	<b>146</b>	<b>1</b>	<b>45t</b>
Duriel Harris	11/8/81	at New England	8	145	0	55
Mark Duper	12/14/86	at L.A. Rams	5	145	3	69t
Nat Moore	12/17/77	BUFFALO	5	144	1	67
Mark Clayton	9/30/84	at St. Louis	5	143	1	42
Mark Clayton	9/7/86	at San Diego	5	143	2	49t
Brandon Marshall	12/24/11	at New England	6	143	1	47
<b>Tyreek Hill</b>	<b>11/6/22</b>	<b>at Chicago</b>	<b>7</b>	<b>143</b>	<b>1</b>	<b>39</b>
<b>Jaylen Waddle</b>	<b>12/25/22</b>	<b>GREEN BAY</b>	<b>5</b>	<b>143</b>	<b>1</b>	<b>84t</b>
Otto Stowe	11/27/72	ST. LOUIS	6	140	2	37t
* Paul Warfield	12/25/71	at Kansas City	7	140	0	42
Paul Warfield	11/17/74	BUFFALO	4	139	1	54
Fred Barnett	12/8/96	N.Y. GIANTS	4	139	0	66
Brandon Marshall	9/12/11	New England	7	139	0	31
Mark Clayton	9/1/91	at Buffalo	6	138	2	43t
Chris Chambers	12/15/02	OAKLAND	7	138	0	40
Patrick Cobbs	10/12/08	at Houston	3	138	2	80t
O.J. McDuffie	10/27/97	CHICAGO	7	137	0	55
DeVante Parker	12/29/19	at New England	8	137	0	28
<b>Jaylen Waddle</b>	<b>11/28/21</b>	<b>CAROLINA</b>	<b>9</b>	<b>137</b>	<b>1</b>	<b>57</b>
Lamar Thomas	12/21/98	DENVER	6	136	3	56t
O.J. McDuffie	9/7/97	TENNESSEE	8	135	0	50
Jarvis Landry	9/18/16	at New England	10	135	0	33
Kenny Stills	12/9/18	NEW ENGLAND	8	135	1	43
DeVante Parker	11/17/19	BUFFALO	7	135	0	50
Mark Duper	10/30/83	L.A. RAMS	7	134	1	46t
Mark Duper	12/9/91	CINCINNATI	7	134	1	43t
DeVante Parker	10/25/18	at Houston	6	134	0	46
Paul Warfield	12/10/72	at N.Y. Giants	4	132	1	44
Mark Duper	10/23/88	N.Y. JETS	6	132	0	56
O.J. McDuffie	11/8/98	INDIANAPOLIS	9	132	2	61t
Mike Gesicki	9/20/20	BUFFALO	8	130	1	27
Mark Duper	10/15/89	at Cincinnati	5	129	0	41
Davone Bess	11/25/12	Seattle	7	129	0	39
<b>Jaylen Waddle</b>	<b>10/16/22</b>	<b>MINNESOTA</b>	<b>6</b>	<b>129</b>	<b>0</b>	<b>49</b>
Bo Roberson	9/18/66	at Buffalo	5	128	1	54t
Marlin Briscoe	11/12/72	NEW ENGLAND	4	128	2	51t
Mark Clayton	12/3/89	at Kansas City	9	128	1	47
Chris Chambers	10/24/04	ST. LOUIS	3	128	1	71t
Duriel Harris	10/9/77	at Baltimore	4	127	0	47
Nat Moore	9/30/79	at N.Y. Jets	8	127	1	36
Mark Clayton	12/9/84	at Indianapolis	9	127	1	32
Brandon Marshall	10/17/10	at Green Bay	10	127	0	23
Brian Hartline	12/1/13	at N.Y. Jets	9	127	1	31t

## GAMES OF 100+ RECEIVING YARDS

PLAYER	DATE	OPPONENT	NO.	YDS.	TD	LG
Mike Wallace	11/24/13	CAROLINA	5	127	1	57
Jack Clancy	12/3/67	at Houston	7	126	1	44t
* Paul Warfield	1/2/72	BALTIMORE	2	125	1	75t
Mark Clayton	11/12/89	at N.Y. Jets	4	125	1	78t
Mark Duper	10/7/90	N.Y. JETS	5	125	2	69t
Howard Twilley	11/3/68	at San Diego	7	124	1	38
Nat Moore	10/10/76	at Baltimore	3	124	1	67t
Chris Chambers	12/22/01	at New England	7	124	0	44
Mark Duper	9/13/87	at New England	9	123	2	26
Oronde Gadsden	10/10/99	at Indianapolis	4	123	1	62
Marty Booker	10/10/04	at New England	7	123	0	45
Davone Bess	9/30/12	at Arizona	7	123	0	21
Paul Warfield	10/10/70	at N.Y. Jets	5	122	1	40
Mark Clayton	11/3/85	at New England	7	122	0	39
Mark Clayton	10/29/89	at Buffalo	7	122	1	44t
Mel Baker	12/15/74	NEW ENGLAND	4	121	2	46t
Nat Moore	9/23/79	CHICAGO	5	121	0	36
Mark Duper	11/20/83	BALTIMORE	5	121	1	85t
O.J. McDuffie	10/20/96	at Philadelphia	7	121	2	36
Chris Chambers	12/11/05	at San Diego	8	121	2	35t
Chris Chambers	12/3/06	JACKSONVILLE	8	121	0	46
Paul Warfield	10/3/70	OAKLAND	3	120	2	54t
Tony Nathan	9/29/85	at Denver	10	120	0	73
Tony Martin	9/10/00	at Minnesota	6	120	0	44
Rishard Matthews	11/11/13	at Tampa Bay	11	120	2	19t
Jarvis Landry	9/25/16	Cleveland	7	120	1	42t
Duriel Harris	11/18/79	at Cleveland	4	119	0	51
Fred Banks	12/10/89	NEW ENGLAND	6	119	0	36
Oronde Gadsden	10/23/00	at N.Y. Jets	7	119	0	29
DeVante Parker	11/29/20	at N.Y. Jets	8	119	0	25
Tony Nathan	9/28/80	NEW ORLEANS	7	118	0	22
Mark Duper	10/16/88	SAN DIEGO	7	118	1	51
Fred Banks	12/12/88	CLEVELAND	6	118	0	46
* O.J. McDuffie	1/9/99	at Denver	9	118	0	23
Tony Martin	10/17/99	at New England	7	118	1	69t
Chris Chambers	9/7/03	HOUSTON	7	118	2	57t
Duriel Harris	9/9/79	SEATTLE	5	117	0	51
* Mark Duper	12/31/83	SEATTLE	9	117	1	32t
Ferrell Edmunds	11/27/88	at N.Y. Jets	2	117	1	80t
Mark Ingram	11/27/94	at N.Y. Jets	9	117	4	28t
Davone Bess	12/6/09	NEW ENGLAND	10	117	1	19
Duriel Harris	11/12/76	BALTIMORE	5	116	0	44
Duriel Harris	11/25/79	at Baltimore	7	116	2	31t
Mark Clayton	11/27/88	at N.Y. Jets	7	116	2	31t
Oronde Gadsden	11/25/01	at Buffalo	8	116	0	42
DeVante Parker	1/3/21	at Buffalo	7	116	0	31
Mark Duper	11/30/86	ATLANTA	4	115	1	54t
Marty Booker	11/23/06	at Detroit	7	115	2	48
Mike Wallace	9/15/13	at Indianapolis	9	115	1	34
Rishard Matthews	9/20/15	at Jacksonville	6	115	0	48
Mike Gesicki	10/17/21	at Jacksonville	8	115	0	32
Jack Clancy	11/19/67	at Oakland	8	114	0	39
Nat Moore	9/25/77	at San Francisco	3	114	2	73t
Duriel Harris	11/30/81	PHILADELPHIA	9	114	1	39
* Tony Nathan	1/2/82	SAN DIEGO	9	114	1	32
Freddie Solomon	12/5/76	BUFFALO	5	114	1	53t
* Tony Nathan	1/6/85	PITTSBURGH	8	114	0	30
Oronde Gadsden	1/2/00	at Washington	9	114	1	26
Brian Hartline	9/8/13	at Cleveland	9	114	1	34t
Charles Clay	12/21/14	MINNESOTA	6	114	0	41
<b>Jaylen Waddle</b>	<b>12/17/22</b>	<b>at Buffalo</b>	<b>3</b>	<b>114</b>	<b>1</b>	<b>67t</b>
Joe Auer	9/17/67	DENVER	2	113	1	68t
Marlin Briscoe	9/15/74	at New England	9	113	1	20
Nat Moore	11/2/75	at Chicago	4	113	1	79t
Mark Duper	9/24/89	N.Y. JETS	6	113	0	26
* Mark Duper	1/12/91	at Buffalo	3	113	1	64t
Irving Fryar	11/20/94	at Pittsburgh	6	113	0	45
Irving Fryar	9/10/95	at New England	3	113	2	67t
Chris Chambers	11/11/01	at Indianapolis	3	113	2	74t
Rishard Matthews	9/27/15	BUFFALO	6	113	2	46t
Irving Fryar	11/13/94	CHICAGO	9	112	0	21
James McKnight	11/24/02	SAN DIEGO	3	111	1	77
Davone Bess	11/28/10	at Oakland	6	111	0	29
Greg Camarillo	11/2/08	at Denver	11	111	0	23



## GAMES OF 100+ RECEIVING YARDS

PLAYER	DATE	OPPONENT	NO.	YDS.	TD	LG
Brian Hartline	9/16/12	Oakland	9	111	0	21
Jarvis Landry	12/27/15	Indianapolis	7	111	0	26
DeVante Parker	12/22/19	CINCINNATI	5	111	1	51
Frank Jackson	12/18/66	HOUSTON	4	110	1	48t
Mark Clayton	10/7/84	at Pittsburgh	5	110	0	33
Mark Duper	11/2/86	HOUSTON	2	110	1	85t
Jim Jensen	11/6/88	at New England	12	110	0	17
Scott Schwedes	12/18/88	at Pittsburgh	4	110	0	42
Tony Martin	10/4/93	Washington	4	110	1	80t
Irving Fryar	12/4/94	BUFFALO	5	110	2	45t
Irving Fryar	9/3/95	N.Y. JETS	5	110	2	50t
O.J. McDuffie	11/23/97	at New England	9	110	0	27
Marty Booker	10/22/06	GREEN BAY	7	110	1	40
Greg Camarillo	12/13/09	at Jacksonville	7	110	0	24
Jarvis Landry	9/20/15	at Jacksonville	8	110	0	36
DeVante Parker	10/4/20	SEATTLE	10	110	0	21
Jim Kiick	10/26/69	BUFFALO	3	109	1	53t
Duriel Harris	9/11/83	NEW ENGLAND	4	109	1	64t
Nat Moore	9/29/85	at Denver	5	109	1	69t
Mark Clayton	10/19/86	L.A. RAIDERS	4	109	1	68t
Mark Duper	11/16/86	at Buffalo	7	109	1	27t
* Keith Jackson	1/8/95	at San Diego	8	109	2	31
Tony Martin	12/5/99	INDIANAPOLIS	6	109	1	33t
Chris Chambers	9/16/07	DALLAS	9	109	0	24
Greg Camarillo	12/16/07	BALTIMORE	3	109	1	64t
Brandon Marshall	10/17/11	at N.Y. Jets	6	109	0	46
Charles Clay	9/15/13	at Indianapolis	5	109	0	67
Paul Warfield	10/31/71	at L.A. Rams	3	108	1	74t
Mark Clayton	12/12/88	CLEVELAND	8	108	2	21
O.J. McDuffie	11/6/94	INDIANAPOLIS	7	108	1	28t
Ted Ginn, Jr.	9/21/09	INDIANAPOLIS	11	108	0	21
Jarvis Landry	12/17/16	at N.Y. Jets	3	108	1	66t
Mark Duper	12/2/85	CHICAGO	5	107	0	52
Scott Schwedes	11/12/89	at N.Y. Jets	3	107	1	65t
Terry Kirby	12/13/93	Pittsburgh	7	107	0	47
Anthony Fasano	11/14/10	TENNESSEE	5	107	1	31
Brian Hartline	11/4/12	at Indianapolis	8	107	0	35
Jakeem Grant Sr.	12/24/17	at Kansas City	4	107	1	65t
Larry Seiple	11/16/69	at Buffalo	8	106	0	25
Nat Moore	10/17/76	KANSAS CITY	5	106	0	39
* Duriel Harris	1/2/82	SAN DIEGO	6	106	0	34
Mark Clayton	10/28/84	BUFFALO	3	106	2	65t
Mark Clayton	9/15/85	INDIANAPOLIS	8	106	1	26
Tony Martin	12/1/91	TAMPA BAY	5	106	1	51
Mark Duper	12/15/91	at San Diego	8	106	0	39
O.J. McDuffie	11/10/96	INDIANAPOLIS	6	106	1	36
Charles Jordan	11/30/97	at Oakland	5	106	2	44t
Brandon Marshall	12/19/10	BUFFALO	11	106	1	16
Brandon Marshall	11/6/11	at Kansas City	8	106	1	30
DeVante Parker	1/3/16	NEW ENGLAND	5	106	1	46
DeVante Parker	9/18/16	at New England	8	106	0	28
Kenny Stills	9/9/18	TENNESSEE	4	106	2	75t
<b>Jaylen Waddle</b>	<b>10/30/22</b>	<b>at Detroit</b>	<b>8</b>	<b>106</b>	<b>2</b>	<b>29t</b>
Preston Williams	10/11/20	at San Francisco	4	106	1	47
Nat Moore	11/4/84	at N.Y. Jets	5	105	1	37t
Andre Brown	10/29/89	at Buffalo	5	105	1	44t
O.J. McDuffie	12/13/98	N.Y. JETS	11	105	1	20
Mike Wallace	10/6/13	BALTIMORE	7	105	0	49
Mike Wallace	12/15/13	NEW ENGLAND	6	105	1	39
Joe Auer	11/27/66	NEW ENGLAND	5	104	1	22
Karl Noonan	9/14/68	HOUSTON	7	104	1	44
Paul Warfield	10/3/71	N.Y. JETS	4	104	0	-
Paul Warfield	9/15/74	at New England	5	104	0	39
Howard Twilley	10/17/76	KANSAS CITY	8	104	1	20
Mark Clayton	12/13/87	at Philadelphia	7	104	2	21
Tony Martin	10/13/91	at Kansas City	4	104	0	54
Chris Chambers	11/7/04	ARIZONA	7	104	0	30
Marty Booker	9/11/05	DENVER	5	104	1	60t
Mike Wallace	12/14/14	at New England	5	104	1	50
Paul Warfield	12/15/73	DETROIT	6	103	4	29
Irving Fryar	9/26/93	at Buffalo	7	103	1	36t
Mark Ingram	10/31/93	Kansas City	4	103	1	77t
Irving Fryar	11/7/93	at N. Y. Jets	6	103	1	65t
Irving Fryar	11/27/94	at N.Y. Jets	5	103	0	25

## GAMES OF 100+ RECEIVING YARDS

PLAYER	DATE	OPPONENT	NO.	YDS.	TD	LG
Oronde Gadsden	12/5/99	INDIANAPOLIS	6	103	1	24t
Chris Chambers	11/21/04	at Seattle	9	103	1	28
Marty Booker	12/10/06	NEW ENGLAND	8	103	1	32t
Brandon Marshall	11/24/11	at Dallas	5	103	1	39
DeVante Parker	11/13/16	at San Diego	5	103	0	56
Jarvis Landry	12/11/16	ARIZONA	4	103	0	71
<b>Tyreek Hill</b>	<b>12/25/22</b>	<b>GREEN BAY</b>	<b>4</b>	<b>103</b>	<b>0</b>	<b>52</b>
Jack Clancy	10/8/67	KANSAS CITY	6	102	0	28
Larry Seiple	11/2/69	at N.Y. Jets	7	102	2	29t
Nat Moore	11/9/75	N.Y. JETS	4	102	0	63
Nat Moore	12/15/79	N.Y. JETS	5	102	0	34
Tony Nathan	11/20/80	SAN DIEGO	7	102	1	20
Mark Duper	9/28/86	SAN FRANCISCO	7	102	0	24
Mark Duper	10/5/86	at New England	4	102	0	45
Mark Clayton	12/10/89	NEW ENGLAND	6	102	0	34
Mark Clayton	12/24/89	KANSAS CITY	6	102	1	35
O.J. McDuffie	11/29/98	NEW ORLEANS	9	102	3	22t
Tony Martin	12/27/99	N.Y. JETS	6	102	1	32t
Oronde Gadsden	11/4/01	CAROLINA	5	102	0	61
Chris Chambers	9/29/02	at Kansas City	6	102	0	38
Randy McMichael	10/19/03	NEW ENGLAND	8	102	0	22
Marty Booker	11/13/05	NEW ENGLAND	5	102	0	35
Brandon Marshall	12/26/10	DETROIT	10	102	0	14
* Jarvis Landry	1/8/17	at Pittsburgh	11	102	0	17
<b>Jaylen Waddle</b>	<b>9/25/22</b>	<b>BUFFALO</b>	<b>4</b>	<b>102</b>	<b>0</b>	<b>45</b>
Jim Mandich	9/29/74	at San Diego	4	101	0	44
* Tony Nathan	1/4/86	CLEVELAND	10	101	0	39
Tony Nathan	9/28/86	SAN FRANCISCO	10	101	0	18
Mark Duper	10/19/86	L.A. RAIDERS	5	101	0	44
Tony Martin	9/13/99	at Denver	4	101	0	40
Chris Chambers	11/25/01	at Buffalo	5	101	2	32t
Chris Chambers	11/27/05	at Oakland	6	101	0	24
Chris Chambers	9/23/07	at N.Y. Jets	6	101	0	26
Mark Duper	11/1/87	PITTSBURGH	5	100	1	50t
Mark Clayton	9/29/91	at N.Y. Jets	7	100	1	25
Mark Duper	11/16/92	BUFFALO	5	100	0	55
Keith Jackson	9/18/94	N.Y. JETS	6	100	0	35
Charles Jordan	9/14/97	at Green Bay	4	100	1	44
Kenny Stills	10/23/16	BUFFALO	5	100	1	66t

## GAMES OF 100+ RUSHING YARDS

PLAYER	DATE	OPPONENT	ATT.	YDS.	TD	LG
Ricky Williams	12/1/02	at Buffalo	27	228	2	55t
Ricky Williams	12/9/02	CHICAGO	31	216	2	63t
Jay Ajayi	10/23/16	BUFFALO	28	214	1	53
* Lamar Smith	12/30/00	INDIANAPOLIS	40	209	2	24
Jay Ajayi	12/24/16	at Buffalo	32	206	1	57
Jay Ajayi	10/16/16	PITTSBURGH	25	204	2	62t
Reggie Bush	12/18/11	at Buffalo	25	203	1	76t
+ Mercury Morris	9/30/73	NEW ENGLAND	15	197	3	70t
Ricky Williams	12/29/02	at New England	31	185	2	30
Lamar Miller	12/28/14	N.Y. JETS	19	178	1	97t
Lamar Miller	10/25/15	HOUSTON	14	175	1	85t
Gary Davis	12/17/77	BUFFALO	26	172	1	60t
Ricky Williams	12/24/05	TENNESSEE	26	172	1	35
Reggie Bush	9/16/12	Oakland	26	172	2	65t
Troy Stradford	11/22/87	at Dallas	17	169	1	51
Sammie Smith	9/9/90	at New England	23	159	1	27
Lamar Smith	1/6/02	BUFFALO	30	158	1	25
Ronnie Brown	11/5/06	at Chicago	29	157	0	27
Lamar Smith	10/23/00	at N.Y. Jets	23	155	2	68t
Ricky Williams	9/21/03	BUFFALO	42	153	1	21
Karim Abdul-Jabbar	12/22/96	at N.Y. Jets	30	152	1	17t
Abner Haynes	9/17/67	DENVER	12	151	2	65t
Delvin Williams	11/9/80	at Los Angeles	12	151	0	65
Ricky Williams	9/22/02	N.Y. JETS	24	151	1	53t
Bernie Parmalee	10/16/94	L.A. RAIDERS	30	150	0	26
Lorenzo Hampton	11/24/86	N.Y. JETS	19	148	2	54t
Mark Higgs	9/1/91	at Buffalo	30	146	1	20
** Larry Csonka	1/13/74	vs. Minnesota	23	145	2	14t
Lamar Smith	9/3/00	SEATTLE	37	145	1	36
Mercury Morris	11/11/73	BALTIMORE	12	144	2	53t
Delvin Williams	11/12/78	at Buffalo	26	144	2	26t
Lamar Smith	10/7/01	NEW ENGLAND	29	144	1	17

## GAMES OF 100+ RUSHING YARDS

PLAYER	DATE	OPPONENT	ATT.	YDS.	TD	LG
Ricky Williams	11/24/02	SAN DIEGO	29	143	2	19
Leroy Harris	12/5/77	BALTIMORE	17	140	1	77t
Benny Malone	10/9/77	at Baltimore	12	139	2	62t
Larry Csonka	10/24/71	at N.Y. Jets	20	137	2	21t
Ronnie Brown	9/21/09	INDIANAPOLIS	24	136	2	19
<b>Raheem Mostert</b>	<b>12/17/22</b>	<b>at Buffalo</b>	<b>17</b>	<b>136</b>	<b>0</b>	<b>67</b>
Delvin Williams	9/17/78	BUFFALO	24	135	1	18t
Ronnie Brown	9/30/07	OAKLAND	15	134	1	60
Knowshon Moreno	9/7/14	NEW ENGLAND	24	134	1	15
Ricky Williams	9/15/02	at Indianapolis	24	132	0	19
Ronnie Brown	9/25/05	CAROLINA	23	132	1	58
Mark Higgs	12/1/91	TAMPA BAY	25	131	1	19t
Jay Ajayi	10/15/17	at Atlanta	26	130	0	18
Andra Franklin	12/5/82	MINNESOTA	28	129	1	12t
Bernie Parmalee	12/12/94	KANSAS CITY	19	127	1	47t
Karim Abdul-Jabbar	11/15/98	at Carolina	25	127	1	30
Ronnie Brown	10/15/06	at N.Y. Jets	22	127	1	26
Mercury Morris	10/5/75	at Green Bay	31	125	0	11
Lamar Smith	11/5/00	at Detroit	24	125	2	46t
Ricky Williams	9/14/03	at N.Y. Jets	34	125	1	22
Ronnie Brown	10/5/08	SAN DIEGO	24	125	1	13
Mercury Morris	10/26/75	at Buffalo	20	124	0	35
Karim Abdul-Jabbar	9/15/96	N.Y. JETS	23	124	2	29
Jesse Chatman	11/11/07	BUFFALO	27	124	0	23
Larry Csonka	12/2/74	CINCINNATI	24	123	0	24
Sammie Smith	11/5/89	Indianapolis	25	123	0	25
Bernie Parmalee	10/30/94	at New England	25	123	0	17
Sammy Morris	12/10/06	NEW ENGLAND	25	123	1	44
Kalen Ballage	12/16/18	at Minnesota	12	123	1	75t
Jay Ajayi	9/17/17	at L.A. Chargers	28	122	0	20
<b>Salvon Ahmed</b>	<b>12/20/20</b>	<b>NEW ENGLAND</b>	<b>22</b>	<b>122</b>	<b>1</b>	<b>31</b>
Larry Csonka	11/9/69	at Boston	16	121	1	54t
Jim Kiick	10/24/71	at N.Y. Jets	17	121	0	24
Don Nottingham	9/28/75	at New England	16	120	1	40t
Troy Stradford	12/7/87	N.Y. JETS	30	120	3	21
Bernie Parmalee	10/22/95	at N.Y. Jets	24	120	0	25
Kenyan Drake	12/3/17	DENVER	23	120	1	42t
Benny Malone	10/31/76	NEW ENGLAND	21	119	0	17
Delvin Williams	9/3/78	at N.Y. Jets	11	119	1	58t
Tony Nathan	12/6/81	NEW ENGLAND	17	119	0	24
Ricky Williams	11/19/09	at Carolina	22	119	2	46t
<b>Jeff Wilson Jr.</b>	<b>11/13/22</b>	<b>vs. Cleveland</b>	<b>17</b>	<b>119</b>	<b>1</b>	<b>20</b>
Larry Csonka	9/17/72	at Kansas City	21	118	1	17t
Benny Malone	10/24/76	at Tampa Bay	22	118	1	28
* Larry Csonka	12/30/73	OAKLAND	29	117	3	15
Duke Johnson	1/9/22	NEW ENGLAND	25	117	1	27
Mercury Morris	11/7/71	BUFFALO	13	116	1	45
Delvin Williams	10/22/78	at New England	19	116	1	24
Larry Csonka	12/6/70	NEW ENGLAND	21	115	1	30
Karim Abdul-Jabbar	9/1/96	NEW ENGLAND	26	115	1	14
Ronnie Brown	12/31/06	at Indianapolis	21	115	0	47
Ronnie Brown	10/4/09	BUFFALO	20	115	2	38
Ricky Williams	11/29/09	at Buffalo	27	115	1	11
Larry Csonka	11/27/72	ST. LOUIS	16	114	0	20
Larry Csonka	10/15/73	at Cleveland	21	114	2	13
* Larry Csonka	12/21/74	at Oakland	24	114	0	26
Mercury Morris	10/19/75	at N.Y. Jets	16	114	1	49
Mark Higgs	10/24/93	Indianapolis	17	114	0	31
Ronnie Brown	10/7/07	at Houston	23	114	1	22
Kenyan Drake	12/11/17	NEW ENGLAND	25	114	0	31
Mercury Morris	12/3/72	at New England	15	113	0	20
Ronnie Brown	9/21/08	at New England	17	113	4	62t
Reggie Bush	12/24/11	at New England	22	113	0	12
Lamar Miller	10/18/15	at Tennessee	19	113	1	22
Lamar Miller	12/6/15	BALTIMORE	20	113	0	22
<b>Raheem Mostert</b>	<b>10/9/22</b>	<b>at N.Y. Jets</b>	<b>18</b>	<b>113</b>	<b>1</b>	<b>24</b>
** Larry Csonka	1/14/73	vs. Washington	15	112	0	22
* Andra Franklin	1/8/83	NEW ENGLAND	26	112	1	13
Ronnie Brown	9/23/07	at N.Y. Jets	23	112	2	13
Jim Kiick	11/10/68	at Buffalo	23	111	1	25t
Benny Malone	10/3/76	L.A. RAMS	19	111	1	20
Mark Higgs	9/8/91	INDIANAPOLIS	27	111	0	24
Mark Higgs	9/20/92	L.A. RAMS	23	111	0	12
Ricky Williams	9/8/02	DETROIT	20	111	2	37
Ricky Williams	12/21/03	at Buffalo	29	111	0	22

## GAMES OF 100+ RUSHING YARDS

PLAYER	DATE	OPPONENT	ATT.	YDS.	TD	LG
Jay Ajayi	11/6/16	N.Y. JETS	24	111	1	20t
Troy Stradford	11/1/87	PITTSBURGH	19	110	1	13
Ronnie Brown	12/25/06	N.Y. JETS	18	110	0	17
Lorenzo Hampton	12/22/86	NEW ENGLAND	13	109	0	20
Larry Csonka	11/30/70	at Atlanta	19	108	1	18
Jim Kiick	9/26/71	at Buffalo	20	108	0	16
Benny Malone	11/3/74	ATLANTA	24	108	1	13
Leroy Harris	11/20/77	at Cincinnati	20	108	0	16
Sammie Smith	12/30/90	INDIANAPOLIS	29	108	1	13
Mark Higgs	11/21/93	New England	19	108	0	29
Karim Abdul-Jabbar	10/19/97	at Baltimore	22	108	3	15
Karim Abdul-Jabbar	9/6/98	at Indianapolis	23	108	1	16
Karim Abdul-Jabbar	9/20/98	PITTSBURGH	33	108	1	18
Ricky Williams	1/1/06	at New England	28	108	1	09
Ricky Williams	12/13/09	at Jacksonville	28	108	1	12
Lamar Miller	9/21/14	KANSAS CITY	15	108	0	24
Larry Csonka	10/22/72	BUFFALO	18	107	1	21
Mercury Morris	11/19/72	N.Y. JETS	23	107	2	20t
Larry Csonka	11/4/73	at N.Y. Jets	19	107	0	16
Norm Bulaich	9/13/76	at Buffalo	19	107	0	26
Delvin Williams	10/9/78	CINCINNATI	24	107	0	19
Andra Franklin	12/12/82	at New England	23	107	0	15
Mark Higgs	11/8/92	at Indianapolis	20	107	1	22
Lamar Smith	12/10/01	INDIANAPOLIS	28	107	0	17
Ricky Williams	11/23/03	WASHINGTON	23	107	2	24t
Ricky Williams	12/15/03	PHILADELPHIA	18	107	1	45
Daniel Thomas	9/18/11	Houston	18	107	0	14
Duke Johnson	12/19/21	N.Y. Jets	22	107	2	12
Jim Kiick	11/2/69	at N.Y. Jets	15	106	0	27
Mercury Morris	11/5/72	at Buffalo	11	106	2	33
* Mercury Morris	12/23/73	CINCINNATI	20	106	1	25
Larry Csonka	9/29/74	at San Diego	21	106	2	14
J.J. Johnson	11/21/99	NEW ENGLAND	31	106	1	14
Ronnie Brown	10/30/05	at New Orleans	23	106	0	35
Benny Malone	10/16/77	N.Y. JETS	22	105	1	15t
Joe Carter	10/14/84	HOUSTON	13	105	1	25
Ricky Williams	10/6/02	NEW ENGLAND	36	105	0	12
Ricky Williams	11/16/03	BALTIMORE	36	105	0	16
Ricky Williams	11/9/08	SEATTLE	12	105	1	51t
Lamar Miller	10/31/13	CINCINNATI	16	105	0	41
Daniel Thomas	12/8/13	at Pittsburgh	16	105	1	55
Jim Kiick	10/6/68	at Houston	26	104	0	12
Larry Csonka	11/29/71	CHICAGO	16	104	1	19
Larry Csonka	9/16/73	SAN FRANCISCO	22	104	0	25
Benny Malone	10/27/74	BALTIMORE	19	104	1	23t
Benny Malone	12/8/74	at Baltimore	17	104	0	17
Gary Davis	11/24/77	at St. Louis	20	104	0	16
Karim Abdul-Jabbar	11/3/96	at New England	29	104	2	15
Ricky Williams	11/27/03	at Dallas	31	104	0	15
Reggie Bush	12/16/12	Jacksonville	21	104	0	53
Larry Csonka	9/26/71	at Buffalo	20	103	1	17
Andra Franklin	9/12/82	at N.Y. Jets	28	103	2	18
Bernie Parmalee	11/5/95	at San Diego	19	103	0	40
Karim Abdul-Jabbar	11/9/97	N.Y. JETS	25	103	2	13
Reggie Bush	10/30/11	at N.Y. Giants	15	103	0	35
Reggie Bush	12/11/11	Philadelphia	14	103	0	16
Larry Csonka	10/8/72	at N.Y. Jets	18	102	0	15
Don Nottingham	10/27/74	BALTIMORE	19	102	1	24
Don Nottingham	10/5/75	at Green Bay	21	102	3	14
Bernie Parmalee	11/26/95	at Indianapolis	20	102	0	15
Ricky Williams	11/17/02	BALTIMORE	26	102	2	18
Ricky Williams	11/15/09	TAMPA BAY	20	102	0	27
Andra Franklin	11/1/81	BALTIMORE	23	101	0	15
Ricky Williams	12/15/02	OAKLAND	27	101	0	16
Ronnie Brown	10/14/07	at Cleveland	19	101	0	15
Ronnie Brown	11/16/08	OAKLAND	16	101	0	21
Frank Gore	10/14/18	CHICAGO	15	101	0	32
Mercury Morris	10/28/73	at New England	14	100	1	11
Terry Kirby	9/18/94	N.Y. JETS	15	100	1	30
Lamar Smith	12/3/00	at Buffalo	28	100	0	22
Reggie Bush	12/4/11	Oakland	22	100	1	29

\* Playoff game

\*\* Super Bowl

+ Single-game record by two rushers, 277 yards; includes Larry Csonka 18 for 80.

# OPPONENTS INDIVIDUAL RECORDS

The following individual records relate solely to play against the Miami Dolphins. They include National Football League regular-season statistics only – with the exception of those single-game records marked by “\*” or “\*\*\*”

\* - Playoff Game

\*\* - Super Bowl

## SERVICE

### MOST GAMES PLAYED

36	Tom Brady, NE (2001-19), TB (2021)
32	Pat Leahy, N.Y. Jets (1974-91)
28	Andre Reed, Buffalo (1985-99)
28	Jim Ritches, Buffalo (1980-95)
28	Bruce Smith, Buff., Wash. (1985-03)

## RUSHING

### MOST RUSHING YARDS

#### CAREER

1,620	Thurman Thomas, Buffalo (20 games), 364 att.
1,507	Freeman McNeil, N.Y. Jets (21 games), 281 att.
1,507	Curtis Martin, N.E., N.Y. Jets (20 games), 409 att.
1,177	O.J. Simpson, Buffalo (16 games), 240 att.
1,065	Eric Dickerson, L.A. Rams, Ind., L.A. Raiders (11 games), 231 att.

#### GAME

203	O.J. Simpson, Buffalo (12/5/76 at Miami), 24 att.
203	Rueben Mayes, New Orleans (12/7/86 at New Orleans), 28 att.
199	Earl Campbell, Houston (11/20/78 at Houston), 28 att.
*199	Terrell Davis, Denver (1/9/99 at Denver), 21 att.
179	Justin Fargas, Oakland (9/30/07 at Miami), 22 att.

### MOST RUSHING ATTEMPTS

#### CAREER

409	Curtis Martin, N.E., N.Y. Jets (20 games)
364	Thurman Thomas, Buffalo (20 games)
281	Freeman McNeil, N.Y. Jets (21 games)
240	O.J. Simpson, Buffalo (16 games)
235	Lydell Mitchell, S.D., Balt. (12 games)

#### GAME

**38	John Riggins, Washington (1/30/83 at Pasadena), 166 yards
38	Lee Suggs, Cleveland (12/26/04 at Miami), 143 yards
36	James Jones, Detroit (10/27/85 at Detroit), 114 yards
36	Curtis Martin, N.Y. Jets (10/4/98 at New York), 108 yards
35	Lydell Mitchell, Baltimore (12/9/73 at Baltimore), 104 yards
35	Thurman Thomas, Buffalo (12/17/95 at Buffalo), 148 yards
35	Travis Henry, Buffalo (12/1/02 at Buffalo), 151 yards

### MOST RUSHING TOUCHDOWNS

#### CAREER

13	Curtis Martin, N.E., N.Y. Jets (20 games)
9	Jim Nance, Boston, N.Y. Jets (12 games)
8	Thurman Thomas, Buffalo (20 games)
7	Marcus Allen, Oak./L.A. Raiders, K.C.

#### GAME

4	Earl Campbell, Houston (11/20/78 at
3	Paul Robinson, Cincinnati (11/17/68 at Cincinnati)
3	Don McCauley, Baltimore (11/23/75 at Miami)
3	Marcus Allen, L.A. Raiders (12/2/84 at Miami)
3	Merril Hoge, Pittsburgh (11/26/89 at Miami)
3	Earnest Byner, Washington (12/2/90 at Washington)
3	Rod Bernstine, San Diego (12/15/91 at San Diego)

3	Kenneth Davis, Buffalo (12/19/93 at Miami)
3	Natrone Means, San Diego (12/27/93 at San Diego)
3	Curtis Martin, New England (11/3/96 at New England)
3	Daunte Culpepper, Oakland (9/30/07 at Miami)

### HIGHEST RUSHING AVERAGE

#### CAREER (min: 75 att.)

5.4	Freeman McNeil, N.Y. Jets (21 games), 281/1,507 yards
5.1	Jim Nance, Bos./NYJ (12 games), 183/933 yards
5.02	Mosi Tatupu, New England (25 games), 90/452 yards
5.01	Hoyle Granger, Houston (9 games), 142/712 yards
5.00	Earl Campbell, Houston (4 games), 107/535 yards

#### GAME (min: 10 att.)

11.9	Justin Fields, Chicago (11/6/22 at Chicago), 15/178 yards
11.3	Colin Kaepernick, San Francisco (11/27/16 at Miami), 10/113 yards
11.1	Laurence Maroney, New England (12/23/07 at New England), 14/156 yards
10.4	Curtis Brown, Buffalo (11/12/78 at Buffalo), 11/114 yards
10.2	Johnny Hector, N.Y. Jets (12/22/91 at Miami), 13/132 yards

### MOST 100-YARD RUSHING GAMES

7	Eric Dickerson, L.A. Rams, Ind., L.A. (11 games)
6	Thurman Thomas, Buffalo (20 games)
5	Freeman McNeil, N.Y. Jets (21 games)
5	Jim Nance, Bos., N.Y. Jets (12 games)
5	Curtis Martin, N.E., N.Y. Jets (20 games)

### LONGEST RUNS FROM SCRIMMAGE

*90t	Fred Taylor, Jacksonville (1/15/00 at Jacksonville)
81t	Earl Campbell, Houston (11/20/78 at Houston)
80t	Carl Garrett, Boston (11/9/69 at Boston)
79t	Lamar Jackson, Baltimore (9/18/22 at Baltimore)
77t	Fred Taylor, Jacksonville (10/12/98 at Jacksonville)
76t	Robert Holmes, Kansas City (9/28/68 at Miami)
75t	O.J. Simpson, Buffalo (12/5/76 at Miami)
75t	Reuben Droughns, Cleveland (11/20/05 at Cleveland)
71	Kerryon Johnson, Detroit (10/21/18 at Miami)
70t	Ahman Green, Green Bay (10/22/06 at Miami)

## PASSING

### MOST PASSING YARDS

#### CAREER

8,596	Tom Brady, NE, TB (36 games)
5,397	Drew Bledsoe, NE, Buff. (22 games)
4,902	Joe Ferguson, Buff., TB, Ind. (25 games)
4,560	Jim Kelly, Buffalo (20 games)
3,837	Ken O'Brien, N.Y. Jets, Phil. (17 games)

#### GAME

517	Tom Brady, New England (9/12/11 at Miami), 32 of 48
479	Ken O'Brien, N.Y. Jets (9/21/86 at New York), 29 of 43
436	James Harris, L.A. Rams (10/3/76 at Miami), 17 of 29
*433	Dan Fouts, San Diego (1/2/82 at Miami), 33 of 53
433	Andrew Luck, Indianapolis (11/4/12 at Indianapolis), 30 of 48

## MOST PASS ATTEMPTS

### CAREER

1,170	Tom Brady, NE, TB (36 games)
765	Drew Bledsoe, N.E., Buff. (22 games)
722	Joe Ferguson, Buff., T.B., Ind. (25 games)
621	Jim Kelly, Buffalo (20 games)
521	Steve Grogan, New England (22 games)

### GAME

62	Josh Allen, Buffalo (9/25/22 at Miami), 42 completions
61	Jared Goff, L.A. Rams (11/1/20 at Miami), 35 completions
59	Vinny Testaverde, N.Y. Jets (10/23/00 at New York), 36 completions
56	Dan Fouts, San Diego (11/18/84 at San Diego), 37 completions
56	Tom Brady, New England (9/7/14 at Miami), 29 completions
56	Andy Dalton, Cincinnati (12/22/19 at Miami), 33 completions

## MOST PASS COMPLETIONS

### CAREER

717	Tom Brady, NE, TB (36 games)
418	Joe Ferguson, Buff., T.B., Ind. (25 games)
412	Drew Bledsoe, N.E., Buff. (22 games)
388	Jim Kelly, Buffalo (20 games)
303	Ken O'Brien, N.Y. Jets, Phil. (17 games)

### GAME

42	Josh Allen, Buffalo (9/25/22 at Miami), 63 att.
39	Justin Herbert, L.A. Chargers (12/11/22 at Los Angeles), 51 att.
38	Joe Ferguson, Buffalo (10/9/83 at Miami), 55 att.
37	Dan Fouts, San Diego (11/18/84 at San Diego), 56 att.
36	Vinny Testaverde, N.Y. Jets (10/23/00 at New York), 59 att.
36	Joe Flacco, Baltimore (12/4/16 at Baltimore), 47 att.

## MOST CONSECUTIVE PASS COMPLETIONS

15	Steve DeBerg, San Francisco (11/16/80 at Miami)
----	---

## MOST TOUCHDOWN PASSES

### CAREER

72	Tom Brady, N.E., T.B. (36 games)
30	Drew Bledsoe, N.E., Buff. (22 games)
27	Josh Allen, Buffalo, (10 games)
26	Joe Ferguson, Buff., T.B., Ind. (25 games)
25	Ken O'Brien, N.Y. Jets, Phil. (17 games)

### GAME

6	Tom Brady, New England (10/21/07 at Miami)
5	Len Dawson, Kansas City (10/8/67 at Kansas City)
5	Babe Parilli, Boston (10/15/67 at Boston)
5	Joe Ferguson, Buffalo (10/9/83 at Miami)
5	Vinny Testaverde, N.Y. Jets (10/23/00 at New York)
5	Trent Green, Kansas City (9/29/02 at Kansas City)
5	Dashaun Watson, Houston (10/25/18 at Houston)
5	Lamar Jackson, Baltimore (9/8/19 at Miami)
5	Tom Brady, Tampa Bay (10/10/21 at Tampa Bay)

## MOST PASSES HAD INTERCEPTED

### CAREER

33	Joe Ferguson, Buff., T.B., Ind. (25 games)
29	Drew Bledsoe, NE, Buff. (22 games)
27	Tom Brady, NE, TB (36 games)
25	Richard Todd, N.Y. Jets (14 games)
25	Steve Grogan, New England (22 games)

### GAME

6	Joe Namath, N.Y. Jets (10/19/75 at New York), 24 att.
6	Donald Hollas, Oakland (12/6/98 at Oakland), 31 att.

*5	Mike Phipps, Cleveland (12/24/72 at Miami), 23 att.
5	Bill Troup, Baltimore (9/10/78 at Baltimore), 33 att.
5	Ken Stabler, Oakland (12/10/78 at Miami), 36 att.
5	Joe Ferguson, Buffalo (9/7/80 at Buffalo), 32 att.
5	Joe Ferguson, Buffalo (11/21/82 at Buffalo), 28 att.
*5	Dan Fouts, San Diego (1/6/83 at Miami), 34 att.
*5	Richard Todd, N.Y. Jets (1/23/83 at Miami), 37 att.
5	Richard Todd, N.Y. Jets (10/16/83 at New York), 26 att.
5	Drew Bledsoe, New England (11/21/99 at Miami), 34 att.

## HIGHEST COMPLETION PERCENTAGE

### CAREER (min: 100 attempts)

69.9	Troy Aikman, Dallas (four games), 102 of 146 att.
69.2	Russell Wilson, Seattle (three games), 72 of 104 att.
68.9	Warren Moon, Hou., Minn. (six games), 102 of 148 att.
68.3	Eli Manning, NYG, (four games), 86 of 126 att.
68.2	Mac Jones, N.E. (four games), 90 of 132 att.

### GAME (min: 20 attempts)

87.1	Eli Manning, N.Y. Giants (12/14/15 at Miami), 27 of 31
85.7	Ben Roethlisberger, Pittsburgh (11/26/07 at Pittsburgh), 18 of 21
85.0	Lamar Jackson, Baltimore (9/8/19 at Miami), 17 of 20
84.0	Tom Brady, New England (10/21/07 at Miami), 21 of 25
82.6	Warren Moon, Houston (10/1/89 at Houston), 19 of 23

## MOST 300-YARD PASSING GAMES

### CAREER

9	Tom Brady, NE, TB (36 games)
6	Drew Bledsoe, N.E., Buff. (22 games)
6	Philip Rivers, San Diego/L.A. Chargers (nine games)
4	Derek Carr, Oakland/Las Vegas (five games)
3	Ken O'Brien, N.Y. Jets, Phil. (16 games)
3	Joe Ferguson, Buff., T.B., Ind. (25 games)
3	Jim Kelly, Buffalo (20 games)
3	Vinny Testaverde, T.B., Cleve., Bal., N.Y. Jets (11 games)
3	Andrew Luck, Indianapolis (three games)
3	Josh Allen, Buffalo (10 games)

## LONGEST PASS PLAYS

99t	Tom Brady to Wes Welker (9/12/11 vs. New England)
93t	Mike Livingston to Otis Taylor, 79 yards; lateral to Robert Holmes, 14 yards (10/19/69 at Kansas City)
92t	Joe Ferguson to Frank Lewis (9/17/78 vs. Buffalo)
89t	Len Dawson to Otis Taylor (11/13/66 at Kansas City)
89t	Joe Namath to Richard Caster (10/7/74 at N.Y. Jets)
87t	Charlie Batch to Heath Miller (9/7/06 at Pittsburgh)
86t	Aaron Rodgers to Greg Jennings (10/17/10 at Green Bay)
85t	Derek Carr to Nelson Agholor (12/26/20 at Las Vegas)
84t	Drew Bledsoe to Ben Coates (11/3/96 at New England)
84t	Eli Manning to Odell Beckham Jr. (12/14/15 vs. N.Y. Giants)
83t	Jim Kelly to Andre Reed (12/4/94 vs. Buffalo)
83t	Lamar Jackson to Marquise Brown (9/8/19 vs. Baltimore)
*82t	Daryle Lamonica to Rod Sherman (12/27/70 at Oakland)
82t	Dan Pastorini to Charlie Joiner (9/24/72 vs. Houston)
82t	Tom Brady to Troy Brown (10/19/03 vs. New England)
81t	Tom Brady to Sam Aiken (12/6/09 vs. New England)
80t	Sam Wyche to Bob Trumpy (11/17/68 vs. Cincinnati)
80t	Ken Anderson to Isaac Curtis (11/28/83 vs. Cincinnati)
80t	Warren Moon to Butch Woolfolk (9/8/85 at Houston)
80t	Mike Pagel to Wayne Capers (11/17/85 at Indianapolis)
80t	John Friesz to Brian Blades (10/6/96 vs. Seattle)
80t	Alex Van Pelt to Eric Moulds (11/25/01 at Buffalo)
80t	Peyton Manning to Dallas Clark (9/21/09 vs. Indianapolis)

## RECEIVING

## MOST RECEPTIONS

### CAREER

122	Andre Reed, Buffalo (28 games)
99	Wes Welker, N.E., Den. (12 games)

84	Marvin Harrison, Indianapolis (15 games)
78	Al Toon, N.Y. Jets (14 games)
76	Julian Edelman, New England (16 games)

#### GAME

15	Isaac Bruce, St. Louis (12/24/95 at St. Louis), 210 yards
14	Al Toon, N.Y. Jets (11/27/88 at New York), 181 yards
*13	Kellen Winslow, San Diego (1/2/82 at Miami), 166 yards
13	Antonio Gates, San Diego (12/11/05 at San Diego), 123 yards
13	Julian Edelman, New England (12/15/13 at Miami), 139 yards

#### MOST RECEIVING YARDS

##### CAREER

1,731	Andre Reed, Buffalo (28 games), 122 receptions
1,371	Stanley Morgan, N.E., Ind. (25 games), 68 receptions
1,342	Wesley Walker, N.Y. Jets (19 games), 70 receptions
1,221	Eric Moulds, Buff., Hou. (21 games), 73 receptions
1,196	Wes Welker, N.E., Den. (12 games), 99 receptions

##### GAME

*240	Eric Moulds, Buffalo (1/2/99 at Miami), 9 receptions
221	Eric Decker, N.Y. Jets (12/28/14 at Miami), 10 receptions
220	Ron Jessie, Los Angeles (10/3/76 at Miami), 7 receptions
210	Isaac Bruce, St. Louis (12/24/95 at St. Louis), 15 receptions
196	Eric Moulds, Buffalo (11/25/01 at Buffalo), 6 receptions

#### MOST RECEIVING TOUCHDOWNS

##### CAREER

17	Wesley Walker, N.Y. Jets (19 games), 70 receptions
13	Irving Fryar, N.E., Phil., Wash. (20 games), 61 receptions
11	Laveranues Coles, N.Y. Jets, Wash. (15 games), 52 receptions
11	Eric Moulds, Buff., Hou. (21 games), 73 receptions
10	Randy Moss, Minn., Oak., N.E., S.F. (12 games), 48 receptions
10	Andre Reed, Buffalo (28 games), 122 receptions

##### GAME

4	Jimmie Giles, Tampa Bay (10/20/85 at Miami)
4	Wesley Walker, N.Y. Jets (9/21/86 at New York)
4	Irving Fryar, Philadelphia (10/20/96 at Philadelphia)
3	18 times; last by Danny Woodhead, San Diego (12/20/15 at San Diego)

#### HIGHEST RECEIVING AVERAGE

##### CAREER (min: 40 receptions)

20.2	Stanley Morgan, N.E., Ind. (25 games), 68/1,371 yards
19.2	Lee Evans, Buff. (13 games), 43/827 yards
19.2	Wesley Walker, N.Y. Jets (19 games), 70/1,342 yards
18.0	Frank Lewis, Pit., Buff (14 games), 46/380 yards
17.3	Shawn Jefferson, S.D., N.E. (12 games), 42/726 yards

##### GAME (min: 3 receptions)

43.3	Theo Bell, Pittsburgh (11/30/80 at Pittsburgh), 4/173 yards
40.0	Butch Woolfolk, Houston (9/8/85 at Houston), 3/120 yards
39.0	Richard Caster, N.Y. Jets (10/7/74 at Miami), 3/117 yards
38.0	Stanley Morgan, New England (10/21/84 at New England), 3/114 yards

#### MOST 100-YARD RECEIVING GAMES

6	Wes Welker, N.E., Den. (12 games)
5	Al Toon, N.Y. Jets (14 games)
5	Andre Reed, Buffalo (28 games)
5	Stanley Morgan, N.E., Ind. (23 games)
4	Wesley Walker, N.Y. Jets (18 games)
4	Marvin Harrison, Indianapolis (15 games)
4	Randy Moss, Minn., Oak., N.E., S.F. (12 games)

## FIELD GOALS

#### MOST FIELD GOALS

##### CAREER

46	Adam Vinatieri, N.E., Ind. (27 games)
38	Stephen Gostkowski, N.E. (26 games)
37	Pat Leahy, N.Y. Jets (32 games)
37	Nick Folk, Dal./N.Y. Jets/N.E. (21 games)
32	Steve Christie, T.B., Buff., S.D. (21 games)

##### GAME

5	Roy Gerela, Houston (9/28/69 at Houston), 5 att.
5	Dean Biasucci, Indianapolis (9/25/88 at Indianapolis), 6 att.
*5	Steve Christie, Buffalo (1/17/93 at Miami), 6 att.
5	Jason Elam, Denver (10/13/02 at Denver), 5 att.
5	Kris Brown, Houston (9/7/03 at Miami), 7 att.
5	Kris Brown, Houston (10/7/07 at Houston), 5 att.
5	Dan Carpenter, Buffalo (9/14/14 at Buffalo), 6 att.
5	Mike Nugent, Cincinnati (9/29/16 at Cincinnati), 5 att.
5	Harrison Butker, Kansas City (12/24/17 at Kansas City), 6 att.

#### LONGEST FIELD GOALS

59	Steve Christie, Buffalo (9/26/93 at Buffalo)
58	Jason Myers, Jacksonville (9/20/15 at Jacksonville)
57	Tyler Bass, Buffalo (10/31/21 at Buffalo)
57	Kris Brown, Houston (10/7/07 at Houston)
57	Randy Bullock, Cincinnati (12/22/19 at Miami)
57	Evan McPherson, Cincinnati (9/29/22 at Cincinnati)

## INTERCEPTIONS

#### MOST INTERCEPTIONS

##### CAREER

9	Nate Clements, Buff., S.F., Cin. (14 games)
7	Johnny Robinson, Kansas City (five games)
7	Roland James, New England (19 games)
6	Raymond Clayborn, N.E., Clev. (25 games)
6	Willie Brown, Oakland (six games)
6	Ronnie Lippett, New England (15 games)
6	Mike Prior, T.B., Ind., G.B. (14 games)
6	Victor Green, N.Y. Jets, N.E. (19 games)
6	Marcus Coleman, N.Y. Jets, Hou. (13 games)
6	Darrelle Revis, N.Y. Jets, T.B., N.E., K.C. (17 games)

##### GAME

3	Clarence Duren, San Diego (10/30/77 at Miami), 45 yards
3	Jeff Nixon, Buffalo (9/7/80 at Buffalo), 31 yards
3	Erik McMillan, N.Y. Jets (10/23/88 at Miami), 57 yards
3	Marcus Coleman, N.Y. Jets (10/23/00 at N.Y. Jets), 7 yards
3	Greg Wesley, Kansas City (9/29/02 at Kansas City), 71 yards
3	Nate Clements, Buffalo (10/20/02 at Miami), 39 yards

#### MOST INTERCEPTION RETURN YARDS

##### GAME

151	Mike Haynes, L.A. Raiders (12/2/84 at Miami), 2 interceptions
-----	---

#### LONGEST INTERCEPTION RETURNS

102t	Eddie Anderson, L.A. Raiders (12/14/92 at Miami), Dan Marino
100t	Aaron Glenn, N.Y. Jets (9/15/96 at Miami), Dan Marino
100t	Jimmy Hitchcock, New England (11/23/97 at New England), Dan Marino
100t	Darrelle Revis, N.Y. Jets (10/17/11 at N.Y. Jets), Matt Moore
98t	Marcus Coleman, N.Y. Jets (12/27/99 at Miami), Dan Marino
97t	Mike Haynes, L.A. Raiders (12/2/84 at Miami), Dan Marino
97t	Najee Mustafaaf, Cleveland (10/10/93 at Cleveland), Scott Mitchell

90t Steve Emtman, Indianapolis (10/25/92 at Miami), Dan Marino  
 \*90t Tory James, Oakland (1/6/01 at Oakland), Jay Fiedler

103t Devin Duvernay, Baltimore (9/18/22 at Baltimore)  
 102t Harold Hart, Oakland (9/22/75 at Oakland)  
 102t C.J. Spiller, Buffalo (9/14/14 at Buffalo)

## LONGEST PLAYS

### PUNTS

89 Luke Prestridge, New England (10/21/84 at New England)  
 80 Chris Mohr, Buffalo (10/13/96 at Buffalo)  
 73 Rich Camarillo, New England (9/13/87 at New England)  
 73 Josh Miller, Pittsburgh (9/20/98 at Miami)  
 73 Todd Sauerbrun, Carolina (11/4/01 at Miami)  
 73 Ryan Wright, Minnesota (10/16/22 at Miami)

### PUNT RETURNS

94t Julian Edelman, New England (1/2/11 at New England)  
 93t Johnnie Lee Higgins, Oakland (11/16/08 at Miami)  
 84t Clarence Verdin, Indianapolis (10/25/92 at Miami)  
 84t Isaiah McKenzie, Buffalo (1/3/21 at Buffalo)  
 83t Billy Johnson, Houston (11/16/75 at Houston)

### KICKOFF RETURNS

104t Terrence McGee, Buffalo (12/5/04 at Miami)  
 103t Brandon Tate, New England (10/5/10 at Miami)

### FUMBLE RETURNS

100t Chris Martin, Kansas City (10/13/91 at Kansas City), Sammie Smith  
 \*79t Neil Smith, Denver (1/9/99 at Denver), Oronde Gadsden  
 69t Shea McClellin, New England (1/1/17 at Miami), Damien Williams  
 66t Greg Townsend, L.A. Raiders (9/19/83 at L.A. Raiders), David Woodley  
 62t Hugh Douglas, N.Y. Jets (12/22/96 at N.Y. Jets), Stanley Pritchett

### BLOCKED FIELD GOALS

78t George Radachowsky, N.Y. Jets (9/24/89 at Miami), Pete Stoyanovich  
 76t Charles Romes, Buffalo (9/2/79 at Buffalo), Uwe von Schamann  
 62t Kyle Arrington, New England (12/14/14 at New England), Caleb Sturgis

## OPPONENT TOP 10s

### RUSHING

PLAYER	TEAMS	GAMES	NO.	YDS.	AVG.	LG	TD	
1. Thurman Thomas	Buffalo	20	364	1,620	4.5	30t	8	
2. Freeman McNeil	N.Y. Jets	21	281	1,507	5.4	58	2	
	Curtis Martin	New England, N.Y. Jets	20	409	1,507	3.7	37	13
4. O.J. Simpson	Buffalo	16	240	1,177	4.9	75t	4	
5. Eric Dickerson	L.A. Rams, Ind., L.A. Raid.	11	231	1,065	4.6	40	6	
6. Jim Nance	N.Y. Jets, Boston	12	183	933	5.1	30t	9	
7. Lydell Mitchell	San Diego Baltimore	12	235	912	3.9	64t	6	
8. Willis McGahee	Buffalo, Baltimore, Denver	10	232	848	3.7	31	2	
9. Antowain Smith	Buffalo, N.E., N.O.	14	232	822	3.5	44	4	
10. John Riggins	N.Y. Jets, Washington	13	183	761	4.2	N/A	5	

### PASSING

PLAYER	TEAMS	GAMES	ATT.	COMP.	YDS.	PCT.	TD	INT.
1. Tom Brady	New England, Tampa Bay	36	1,170	717	8,596	61.3	72	27
2. Drew Bledsoe	New England, Buffalo	22	765	412	5,397	53.9	30	29
3. Joe Ferguson	Buffalo, T.B., Ind.	25	722	418	4,902	57.9	26	33
4. Jim Kelly	Buffalo	20	621	388	4,560	62.5	24	19
5. Ken O'Brien	N.Y. Jets, Philadelphia	17	489	303	3,837	62.0	25	13
6. Steve Grogan	New England	22	521	280	3,709	53.7	21	25
7. Peyton Manning	Indianapolis, Denver	13	436	272	3,214	62.4	22	18
8. Joe Namath	N.Y. Jets	16	388	201	2,956	51.8	19	24
9. Richard Todd	N.Y. Jets	14	355	203	2,718	57.2	18	25
10. Josh Allen	Buffalo	10	356	227	2,684	63.8	27	5

### RECEPTIONS

PLAYER	TEAMS	GAMES	NO.	YDS.	AVG.	LG	TD
1. Andre Reed	Buffalo	28	122	1,731	14.2	83t	10
2. Wes Welker	New England, Denver	12	99	1,196	12.1	99t	7
3. Marvin Harrison	Indianapolis	15	84	1,133	13.5	45	9
4. Al Toon	N.Y. Jets	14	78	1,054	14.0	44t	4
5. Julian Edelman	New England	16	76	951	12.5	77t	6
6. Eric Moulds	Buffalo, Houston	21	73	1,221	16.7	80t	11
7. Wayne Chrebet	N.Y. Jets	20	72	991	13.8	70	8
8. Wesley Walker	N.Y. Jets	19	70	1,342	19.2	71t	17
9. Stanley Morgan	New England, Indianapolis	25	68	1,371	20.2	76t	6
10. Thurman Thomas	Buffalo	20	67	693	10.3	50t	3



## RECEIVING YARDS

PLAYER	TEAMS	GAMES	NO.	YDS.	AVG.	LG	TD
1. Andre Reed	Buffalo	28	122	1,731	14.2	83t	10
2. Stanley Morgan	N.E., Indianapolis	25	68	1,371	20.2	76t	6
3. Wesley Walker	N.Y. Jets	19	70	1,342	19.2	71t	17
4. Eric Moulds	Buffalo, Houston	21	73	1,221	16.7	80t	11
5. Wes Welker	New England, Denver	12	99	1,196	12.1	99t	7
6. Marvin Harrison	Indianapolis	15	84	1,133	13.5	45	9
7. Al Toon	N.Y. Jets	14	78	1,054	14.0	44t	4
8. Wayne Chrebet	N.Y. Jets	20	72	991	13.8	70	8
9. Irving Fryar	N.E., Phil. Wash.	20	61	978	16.0	54t	13
10. Julian Edelman	New England	16	76	951	12.5	77t	6

## OPPONENTS OUTSTANDING PERFORMANCES

### GAMES OF 300+ PASSING YARDS

PLAYER	TEAM	DATE	ATT.	COMP.	YDS.	TD	INT.	LG
Tom Brady	New England	9/12/11	48	32	517	4	1	99t
Ken O'Brien	N.Y. Jets	9/21/86	43	29	479	4	1	65t
James Harris	L.A. Rams	10/3/76	29	17	436	2	1	58
* Dan Fouts	San Diego	1/2/82	55	33	433	4	1	43
Andrew Luck	Indianapolis	11/4/12	48	30	433	2	0	48
Drew Bledsoe	New England	11/23/98	54	28	423	2	2	49
Drew Bledsoe	New England	9/4/94	51	32	421	4	2	62t
Joe Ferguson	Buffalo	10/9/83	55	38	419	5	1	35
Drew Bledsoe	New England	11/3/96	41	30	419	3	2	84t
Joe Namath	N.Y. Jets	10/1/67	39	23	415	3	1	62
Matt Cassel	New England	11/23/08	43	30	415	3	1	64
Josh Allen	Buffalo	9/20/20	35	24	415	4	0	47
Tom Brady	Tampa Bay	10/10/21	41	30	411	5	0	62t
Drew Brees	New Orleans	9/30/13	39	30	413	4	0	48
Bernie Kosar	Cleveland	11/10/86	50	32	401	0	0	44
Josh Allen	Buffalo	9/25/22	63	42	400	2	0	28
Andy Dalton	Cincinnati	12/22/19	56	33	396	4	0	34t
Ken O'Brien	N.Y. Jets	11/10/85	43	26	393	2	0	44
Patrick Mahomes	Kansas City	12/13/20	34	24	393	2	3	44t
Derek Carr	Las Vegas	9/26/21	43	26	386	2	1	34
Boomer Esiason	N.Y. Jets	11/27/94	41	26	382	2	2	69
Elvis Grbac	San Francisco	11/20/95	41	31	382	4	0	47t
Joe Flacco	Baltimore	12/4/16	47	36	381	4	1	53t
Jim Kelly	Buffalo	9/1/91	39	29	381	2	1	54t
Dan Fouts	San Diego	11/18/84	56	37	380	4	1	44
Matt Schaub	Houston	10/12/08	42	22	379	1	2	61
Vinny Testaverde	N.Y. Jets	10/23/00	59	36	378	5	3	30t
Vinny Testaverde	N.Y. Jets	9/14/03	45	29	373	1	1	61
Carson Palmer	Oakland	9/16/12	48	24	373	1	1	64t
Justin Herbert	L.A. Chargers	12/11/22	51	39	367	1	0	55
Steve DeBerg	Tampa Bay	10/20/85	32	19	365	4	1	57
Tom Brady	New England	12/15/13	55	34	364	2	1	30
Troy Aikman	Dallas	10/27/96	41	33	363	3	0	61
Brett Favre	Green Bay	9/11/94	51	31	362	2	1	35
Kurt Warner	Arizona	9/14/08	24	19	361	3	0	79
* Doug Flutie	Buffalo	1/2/99	36	21	360	1	1	65
Russell Wilson	Seattle	10/4/20	34	24	360	2	1	57
Jim Kelly	Buffalo	10/25/87	39	29	359	2	0	34
Brian Sipe	Cleveland	11/18/79	42	23	358	3	0	54
Geno Smith	N.Y. Jets	12/28/14	25	20	358	3	0	74t
Tom Brady	New England	12/9/18	43	27	358	3	0	37t
Bert Jones	Baltimore	9/27/81	27	20	357	3	1	67t
Tom Brady	New England	10/29/15	38	26	356	4	0	47t
Steve Grogan	New England	11/8/81	40	23	355	1	4	76t
Daunte Culpepper	Minnesota	9/10/00	37	23	355	1	3	42
Jared Goff	L.A. Rams	11/1/20	35	61	355	1	2	26
Danny White	Dallas	10/25/81	32	22	354	3	1	38
Tom Brady	New England	10/21/07	25	21	354	6	0	50t
Tom Brady	New England	12/6/09	29	19	352	2	2	81t
* Josh Allen	Buffalo	1/15/23	39	23	352	3	2	52
Steve Grogan	New England	11/29/79	39	21	350	3	2	38
Eli Manning	N.Y. Giants	10/30/11	45	31	349	2	0	26
Ben Roethlisberger	Pittsburgh	12/8/13	39	23	349	3	0	67
Dennis Shaw	Buffalo	10/18/70	32	24	348	2	2	48

## GAMES OF 300+ PASSING YARDS

PLAYER	TEAM	DATE	ATT.	COMP.	YDS.	TD	INT.	LG
Derek Carr	Oakland	9/23/18	39	27	345	1	2	66
Daryle Lamonica	Oakland	9/21/68	24	15	344	4	0	73t
Mike Tomczak	Pittsburgh	11/20/94	42	26	343	0	0	40
Erik Kramer	Chicago	10/27/97	50	32	343	2	0	54
Andrew Luck	Indianapolis	11/25/18	37	30	343	3	2	36
Ken Anderson	Cincinnati	11/28/83	36	23	342	1	2	80t
Pat Ryan	N.Y. Jets	11/27/88	43	27	341	2	1	35
Tony Eason	New England	9/17/89	49	25	341	1	1	45
* Jim Kelly	Buffalo	1/12/91	29	19	339	3	1	44
Joe Ferguson	Buffalo	10/12/81	29	20	338	3	0	65t
Andy Dalton	Cincinnati	10/31/13	53	32	338	0	3	26
Eli Manning	N.Y. Giants	12/14/15	31	27	337	4	0	84t
Derek Carr	Las Vegas	12/26/20	34	21	336	1	0	85t
Matt Ryan	Atlanta	10/24/21	40	25	336	2	1	49t
Brian Griese	Denver	10/13/02	46	27	335	1	2	52
Sam Darnold	N.Y. Jets	9/16/18	25	41	334	1	2	44
Steve Bartkowski	Atlanta	9/21/80	36	18	332	2	0	53
Tom Brady	New England	11/8/09	37	25	332	1	1	71t
Joe Ferguson	Buffalo	12/17/77	40	25	331	1	3	27
Joe Montana	San Francisco	1/20/85	35	24	331	3	0	34
Vinny Testaverde	Baltimore	10/19/97	47	32	331	1	0	34t
Philip Rivers	L.A. Chargers	9/17/17	39	31	331	1	0	24
Ken O'Brien	N.Y. Jets	9/24/89	37	27	329	3	1	37t
Drew Bledsoe	New England	1/2/94	43	27	329	4	1	42
Tyrod Taylor	Buffalo	12/24/16	39	26	329	3	0	53
Kurt Warner	St. Louis	9/30/01	31	24	328	4	0	45t
Trent Green	Kansas City	9/29/02	34	24	328	5	0	46
Brooks Bollinger	N.Y. Jets	12/18/05	42	28	327	2	0	60t
Baker Mayfield	Cleveland	11/24/19	34	24	327	3	1	37
Bruce Matheson	Seattle	10/4/87	42	20	326	2	3	30
Warren Moon	Minnesota	9/25/94	37	26	326	3	0	44t
Philip Rivers	San Diego	11/13/16	44	23	326	3	4	51t
Neil O'Donnell	N.Y. Jets	9/15/96	44	25	325	3	3	78t
Kevin Kolb	Arizona	9/30/12	48	29	324	3	2	46t
Lamar Jackson	Baltimore	9/8/19	20	17	324	5	0	83t
Boomer Esiason	N.Y. Jets	9/12/93	33	22	323	2	1	51
Glenn Foley	N.Y. Jets	11/9/97	48	25	322	1	1	33
Andrew Luck	Indianapolis	9/15/13	43	25	321	1	1	47
Jared Goff	Detroit	10/30/22	37	27	321	1	0	58
Mark Rypien	St. Louis	12/24/95	42	27	320	2	1	31
Tyler Thigpen	Kansas City	12/21/08	41	20	320	2	3	75
Jim Harbaugh	Indianapolis	10/8/95	33	25	319	3	0	47t
Neil O'Donnell	N.Y. Jets	10/12/97	37	24	319	2	0	70
Trevor Lawrence	at Jacksonville	10/17/21	41	25	319	2	0	29
Lamar Jackson	at Baltimore	9/18/22	29	21	318	3	0	75t
Carson Palmer	Cincinnati	12/30/07	32	23	316	3	1	70t
Ryan Fitzpatrick	Buffalo	12/18/11	47	31	316	2	3	28
Mitchell Trubisky	Chicago	10/14/18	31	22	316	3	1	54
Sam Bradford	St. Louis	10/14/12	39	26	315	0	0	65
Steve Bono	Kansas City	12/12/94	55	33	314	2	3	22t
* Joe Montana	Kansas City	12/31/94	37	26	314	2	1	57t
Dan Fouts	San Diego	10/15/78	30	22	313	1	2	46
Tony Eason	New England	10/21/84	29	19	313	3	0	76t
Aaron Rodgers	Green Bay	10/17/10	33	18	313	1	1	86t
* Mark Malone	Pittsburgh	1/6/85	36	20	312	3	3	29t
Drew Bledsoe	New England	12/24/00	34	18	312	2	2	59
Philip Rivers	San Diego	12/20/15	36	26	311	3	2	31
Richard Todd	N.Y. Jets	10/4/81	39	28	310	4	1	46
Philip Rivers	L.A. Chargers	9/29/19	30	24	310	2	0	25
Carson Wentz	Philadelphia	12/1/19	46	28	310	3	1	27
Alex Van Pelt	Buffalo	11/25/01	34	21	309	3	1	80t
Mike Livingston	Kansas City	10/19/69	34	17	308	1	1	93t
Neil Lomax	St. Louis	9/30/84	37	22	308	1	0	29
Matt Schaub	Baltimore	12/6/15	46	32	308	1	2	41t
Jay Cutler	Denver	11/2/08	46	24	307	2	3	47
Philip Rivers	San Diego	10/2/11	31	21	307	1	0	55t
* Dan Pastorini	Houston	12/24/78	29	20	306	1	0	34
Jim Kelly	Buffalo	10/4/92	48	25	306	1	4	28
Drew Bledsoe	Buffalo	12/1/02	27	15	306	3	0	73t
Mark Sanchez	N.Y. Jets	9/23/12	45	21	306	1	2	66
Greg Landry	Baltimore	11/25/79	42	25	304	3	1	31t

## GAMES OF 300+ PASSING YARDS

PLAYER	TEAM	DATE	ATT.	COMP.	YDS.	TD	INT.	LG
Tom Brady	New England	12/24/11	46	27	304	1	0	42
Alex Smith	Kansas City	12/24/17	39	25	304	1	0	52
Josh Allen	Buffalo	12/17/22	40	25	304	4	0	45
Sonny Jurgensen	Washington	10/13/74	39	26	303	2	3	37
Peyton Manning	Indianapolis	9/21/09	23	14	303	2	0	80t
Phillip Rivers	San Diego	9/27/09	33	18	303	0	0	55
Peyton Manning	Indianapolis	9/6/98	37	21	302	1	3	42
Ben Roethlisberger	Pittsburgh	10/24/10	27	19	302	2	0	53t
Pat Ryan	N.Y. Jets	10/4/87	49	30	301	4	2	35t
Derek Carr	Oakland	11/5/17	30	21	300	1	1	44t

## GAMES OF 100+ RECEIVING YARDS

PLAYER	TEAM	DATE	NO.	YDS.	TD	LG
* Eric Moulds	Buffalo	1/2/99	9	240	1	65
Eric Decker	N.Y. Jets	12/28/14	10	221	1	74t
Ron Jessie	L.A. Rams	10/3/76	7	220	2	58t
Isaac Bruce	St. Louis	12/24/95	15	210	1	31
Eric Moulds	Buffalo	11/25/01	6	196	2	80t
Wesley Walker	N.Y. Jets	9/21/86	6	194	4	65t
Michael Irvin	Dallas	10/27/96	12	186	1	61
Dallas Clark	Indianapolis	9/21/09	7	183	1	80t
Stanley Morgan	New England	11/8/81	5	182	1	76t
Al Toon	N.Y. Jets	11/27/88	14	181	0	29
Andre Johnson	Houston	10/12/08	10	178	1	61
Reggie Rucker	Cleveland	11/18/79	9	177	1	54
Marvin Harrison	Indianapolis	11/11/01	9	174	3	45
Theo Bell	Pittsburgh	11/30/80	4	173	0	45
A.J. Green	Cincinnati	9/29/16	10	173	1	51
Jordy Nelson	Oakland	9/23/18	6	173	1	66
Johnnie Morton	Detroit	12/7/97	9	171	1	41
Steve Smith	Carolina	9/25/05	11	170	3	53t
Cris Carter	Minnesota	9/10/00	9	168	0	42
Sammy Watkins	Buffalo	11/8/15	8	168	1	63
Wes Welker	New England	12/6/09	10	167	0	58
* Kellen Winslow	San Diego	1/2/82	13	166	1	31
Odell Beckham Jr.	N.Y. Giants	12/14/15	7	166	2	84t
Kyle Pitts	Atlanta	10/24/21	7	163	0	39
Tommy Kane	Seattle	12/16/90	10	162	0	25
Antwaan Randle El	Washington	9/9/07	5	162	0	54
Ben Coates	New England	9/4/94	8	161	2	62t
Don Maynard	N.Y. Jets	12/1/68	7	160	3	54t
Wes Welker	New England	9/12/11	8	160	2	99t
Al Toon	N.Y. Jets	9/24/89	10	159	1	37t
Bake Turner	N.Y. Jets	12/15/68	7	157	0	71
Al Toon	N.Y. Jets	11/10/85	10	156	0	44
Allen Robinson	Jacksonville	9/20/15	6	155	2	52
Nelson Agholor	Las Vegas	12/26/20	5	155	1	85t
Andre Reed	Buffalo	9/1/91	11	154	1	54t
Sammy Watkins	Buffalo	12/24/16	7	154	1	53
Frank Lewis	Buffalo	9/17/78	5	153	1	92t
Larry Fitzgerald	Arizona	9/14/08	6	153	0	75
Stefon Diggs	Buffalo	9/20/20	8	153	1	47
Julian Edelman	New England	1/1/17	8	151	1	77t
* James Lofton	Buffalo	1/12/91	7	149	1	44
Jerry Rice	San Francisco	11/20/95	8	149	2	47t
Stanley Morgan	New England	12/22/86	8	148	2	30t
Jarvis Landry	Cleveland	11/24/19	10	148	2	37
Randy Moss	New England	11/8/09	6	147	1	71t
Santonio Holmes	N.Y. Jets	9/23/12	9	147	0	38
Marquise Brown	Baltimore	9/8/19	4	147	2	83t
Marlin Briscoe	Buffalo	10/18/70	7	145	2	46t
Raymond Butler	Baltimore	9/27/81	4	145	2	67t
Keyshawn Johnson	N.Y. Jets	12/12/99	11	144	2	27
Marvin Harrison	Indianapolis	9/15/02	11	144	1	33
Terrelle Pryor Sr.	Cleveland	9/25/16	8	144	0	40
Mark Carrier	Tampa Bay	10/30/88	9	142	0	47
George Sauer	N.Y. Jets	11/20/66	7	142	0	-
* Stephone Paige	Kansas City	1/5/91	8	142	1	33
Santana Moss	N.Y. Jets	9/14/03	5	142	1	61
Elijah Moore	N.Y. Jets	11/21/21	8	141	1	62t

## GAMES OF 100+ RECEIVING YARDS

PLAYER	TEAM	DATE	NO.	YDS.	TD	LG
Tony Gonzalez	Kansas City	9/29/02	7	140	3	42t
Anquan Boldin	Arizona	9/14/08	6	140	3	79t
George Sauer	N.Y. Jets	10/22/67	6	139	1	61t
Julian Edelman	New England	12/15/13	13	139	1	24t
Wes Welker	New England	10/21/07	9	138	2	36
Wes Welker	New England	12/24/11	12	138	0	42
Antonio Brown	Pittsburgh	12/8/13	5	138	1	56
Jimmy Teal	Seattle	10/4/87	9	137	0	32
Joey Galloway	Seattle	10/6/96	5	137	2	65t
John Brown	Buffalo	11/17/19	9	137	2	40t
Alshon Jeffrey	Philadelphia	12/1/19	9	137	1	27
Alfred Jenkins	Atlanta	9/21/80	4	136	0	33
Jeff Graham	N.Y. Jets	9/15/96	5	136	1	78t
* Jimmy Smith	Jacksonville	1/15/00	5	136	2	70t
Travis Kelce	Kansas City	12/13/20	8	136	1	32
Ben Coates	New England	11/3/96	5	135	2	84t
Gene Foster	San Diego	10/2/66	6	134	2	63t
Jim Whalen	Boston	10/15/67	6	134	3	-
Andre Reed	Buffalo	10/13/96	10	134	0	49
Brent Celek	Philadelphia	11/15/15	4	134	0	60
Leonard Thompson	Detroit	10/27/85	6	133	1	48
Stephone Paige	Kansas City	12/3/89	7	133	1	38t
Greg Jennings	Green Bay	10/17/10	6	133	1	86t
Fred Biletnikoff	Oakland	9/20/69	9	132	1	13t
Otis Taylor	Kansas City	10/19/69	4	131	0	79
J.J. Birden	Kansas City	12/12/94	10	131	1	22t
Shawn Jefferson	New England	11/23/98	6	131	1	38
Troy Brown	New England	10/19/03	6	131	1	82t
Chad Johnson	Cincinnati	12/30/07	4	131	2	70t
Hines Ward	Pittsburgh	10/24/10	7	131	1	43
Danny Amendola	New England	12/15/13	10	131	0	30
Brandon Marshall	N.Y. Jets	11/29/15	9	131	2	47
Chris Burkett	Buffalo	10/25/87	9	130	1	34
Eric Moulds	Buffalo	12/1/02	5	130	1	57t
Randy Vataha	New England	12/5/71	7	129	2	51t
* Steve Largent	Seattle	12/29/84	6	128	1	56t
Matt Jones	Jacksonville	12/3/06	6	128	1	33
A.J. Green	Cincinnati	10/31/13	11	128	0	21
Brandon Marshall	N.Y. Jets	10/4/15	7	128	0	58
Tyler Boyd	Cincinnati	12/22/19	9	128	2	34t
Cris Collinsworth	Cincinnati	11/28/83	8	127	0	48
Jake Reed	Minnesota	9/25/94	9	127	0	21
Andre Reed	Buffalo	12/16/96	6	127	1	67t
Nate Washington	Houston	10/25/15	9	127	2	27t
Charlie Mitchell	Denver	12/4/66	4	126	1	79t
Wesley Walker	N.Y. Jets	11/26/78	6	126	1	42
Roy Williams	Detroit	11/23/06	6	126	0	41
Jared Cook	Oakland	11/5/17	8	126	0	35
Lance Alworth	San Diego	11/12/67	4	125	1	54t
Stanley Morgan	New England	10/5/86	6	125	1	27t
Tim Brown	Oakland	11/30/97	8	125	1	36
Raghib Ismail	Dallas	11/25/99	5	125	1	65t
Marvin Harrison	Indianapolis	12/5/99	8	125	0	36
Randy Moss	New England	11/23/08	8	125	3	29t
Emmanuel Sanders	Denver	11/23/14	9	125	0	35
Tyrell Williams	San Diego	11/13/16	5	125	1	51t
T.Y. Hilton	Indianapolis	11/25/18	7	125	0	36
Stanley Morgan	New England	11/29/79	5	124	1	38t
Rob Moore	N.Y. Jets	9/12/93	6	124	0	51
Rob Moore	N.Y. Jets	11/27/94	7	124	0	35
T.Y. Hilton	Indianapolis	9/15/13	6	124	0	47
* Antonio Brown	Pittsburgh	1/8/17	5	124	2	62t
Will Fuller	Houston	10/25/18	5	124	1	73t
Antonio Brown	Tampa Bay	10/10/21	7	124	2	62t
Tee Higgins	Cincinnati	9/29/22	7	124	1	59t
Antonio Gates	San Diego	12/11/05	13	123	1	25
Christian Kirk	Arizona	11/8/20	5	123	1	56t
Jim Whalen	Boston	12/17/67	4	122	0	33
* Fred Biletnikoff	Oakland	12/21/74	8	122	1	20
Dokie Williams	L.A. Raiders	12/2/84	2	122	1	75t

## GAMES OF 100+ RECEIVING YARDS

PLAYER	TEAM	DATE	NO.	YDS.	TD	LG
Andre Reed	Buffalo	9/11/88	8	122	0	21
* Andre Reed	Buffalo	1/12/91	4	122	2	43
Randy Moss	New England	10/21/07	4	122	2	50t
Don Maynard	N.Y. Jets	10/1/67	10	121	0	–
Don Maynard	N.Y. Jets	11/2/69	4	121	2	42t
Wayne Patrick	Buffalo	10/18/70	6	121	0	48
Joe Washington	Baltimore	11/11/79	10	121	0	23
Henry Ellard	L.A. Rams	12/14/86	8	121	1	22
Tony Martin	San Diego	11/5/95	7	121	1	50t
Darrell Jackson	Seattle	10/28/01	5	121	1	64
Torrey Smith	Baltimore	10/6/13	6	121	0	41
George Sauer	N.Y. Jets	10/1/67	10	120	0	–
Sammy White	Minnesota	12/11/76	9	120	3	36t
Butch Woolfolk	Houston	9/8/85	3	120	1	80t
Wes Welker	New England	11/23/08	8	120	0	64
Vincent Jackson	San Diego	9/27/09	5	120	0	55
Lance Alworth	San Diego	10/2/66	6	119	2	–
Eric Sievers	San Diego	11/18/84	12	119	2	24
Fred Biletnikoff	Oakland	10/4/69	9	119	1	23
Mike Jones	New Orleans	12/7/86	6	119	0	34
Andre Johnson	Houston	9/9/12	8	119	1	29
Tim Patrick	Denver	11/22/20	5	119	0	61
Vincent Brisby	New England	11/12/95	6	118	1	47t
Andre Roberts	Arizona	9/30/12	6	118	2	46t
Richard Caster	N.Y. Jets	10/7/74	3	117	1	89t
O.J. Simpson	Buffalo	12/7/75	8	117	1	62t
Eric Sievers	New England	12/10/89	6	117	0	41
Carl Pickens	Cincinnati	10/1/95	9	117	3	44t
Lee Evans	Buffalo	12/4/05	5	117	3	56t
Sammy Watkins	Buffalo	9/14/14	8	117	1	30
Robby Anderson	N.Y. Jets	12/8/19	7	117	1	39
Paul Coffman	Green Bay	10/28/79	5	116	1	78t
Jimmie Giles	Tampa Bay	10/20/85	7	116	4	39t
Irving Fryar	Philadelphia	10/20/96	8	116	4	38t
Shawn Jefferson	New England	10/25/98	4	116	0	54
Lee Evans	Buffalo	10/26/08	7	116	0	33
Peyton Hillis	Denver	11/2/08	7	116	1	47
Mike Williams	L.A. Chargers	12/11/22	6	116	1	55
Tony Hill	Dallas	12/17/84	6	115	1	66t
Steve Breaston	Kansas City	11/6/11	7	115	0	37
Julio Jones	Atlanta	9/22/13	9	115	0	28
Isaac Curtis	Cincinnati	11/28/83	4	114	1	80t
Stanley Morgan	New England	10/21/84	3	114	1	76t
Dennis Northcutt	Cleveland	12/26/04	4	114	1	58t
Darren Sproles	New Orleans	9/30/13	7	114	1	48
Martellus Bennett	New England	9/18/16	5	114	1	37
* Stefon Diggs	Buffalo	1/15/23	7	114	0	52
Otis Taylor	Kansas City	11/13/66	4	113	1	89t
Otis Taylor	Kansas City	9/28/68	3	113	1	44
Eric Crabtree	Cincinnati	9/14/69	3	113	2	69t
James Lofton	L.A. Raiders	10/9/88	5	113	0	32
Tim Brown	Oakland	10/31/99	7	113	0	32
Calvin Johnson	Detroit	11/9/14	7	113	1	49t
Rob Gronkowski	New England	10/29/15	6	113	1	47t
Mike Evans	Tampa Bay	10/10/21	6	113	2	34t
* Gabe Davis	Buffalo	1/15/23	6	113	1	33
Jim Colclough	Boston	12/17/67	3	112	0	52
* Mike Barber	Houston	12/24/78	4	112	0	55
Wesley Walker	N.Y. Jets	10/4/81	8	112	2	46
Will Moore	New England	9/10/95	8	112	0	33
Terry Glenn	New England	11/3/96	10	112	0	20
A.J. Green	Cincinnati	10/7/18	6	112	0	23
Darren Waller	Las Vegas	12/26/20	5	112	0	33
Wayne Patrick	Buffalo	10/18/70	6	111	0	48
Roy Jefferson	Washington	10/13/74	7	111	1	37t
John Holland	Buffalo	9/13/76	2	111	2	58t
* John Stallworth	Pittsburgh	1/6/85	4	111	2	65t
Kevin House	Tampa Bay	10/20/85	4	111	0	57
Al Toon	N.Y. Jets	9/21/86	7	111	0	31
Torry Holt	St. Louis	9/30/01	4	111	1	45t

## GAMES OF 100+ RECEIVING YARDS

PLAYER	TEAM	DATE	NO.	YDS.	TD	LG
Sterling Shepard	N.Y. Giants	12/15/19	9	111	0	24
Jakobi Meyers	New England	12/20/20	7	111	0	35
* Ed Podolak	Kansas City	12/25/71	8	110	1	29
Anthony Miller	San Diego	12/27/93	7	110	2	41t
Randy Moss	Minnesota	12/21/02	7	110	0	60
Jeremy Shockey	N.Y. Giants	10/5/03	11	110	0	20
Lee Evans	Buffalo	12/5/04	4	110	2	69t
Taylor Gabriel	Chicago	10/14/18	5	110	0	54
Cooper Kupp	L.A. Rams	11/1/20	11	110	0	22
Cole Beasley	Buffalo	10/31/21	10	110	0	20
Emerson Boozer	N.Y. Jets	10/1/67	5	109	2	-
Richie Anderson	N.Y. Jets	10/23/00	12	109	0	19
Golden Tate	Detroit	11/9/14	11	109	0	28
Tyreek Hill	Kansas City	12/24/17	6	109	0	52
Wesley Walker	N.Y. Jets	9/3/78	4	108	2	47t
* Charlie Joiner	San Diego	1/2/82	7	108	0	39
Art Monk	N.Y. Jets	11/27/94	5	108	0	69
* Steve Tasker	Buffalo	12/30/95	5	108	1	37t
Dedric Ward	N.Y. Jets	11/9/97	6	108	0	33
Leon Washington	N.Y. Jets	12/25/06	4	108	0	64
Jacoby Ford	Oakland	11/28/10	4	108	1	52
Vincent Jackson	San Diego	10/2/11	3	108	1	55t
Donnie Avery	Indianapolis	11/4/12	5	108	0	48
Jordan Cameron	Cleveland	9/8/13	9	108	1	22
Mark Andrews	Baltimore	9/8/19	8	108	1	39
Rashod Bateman	at Baltimore	9/18/22	4	108	1	75t
Jack Snow	L.A. Rams	10/31/71	5	107	1	51t
Jordy Nelson	Green Bay	10/12/14	9	107	1	22
Javorius Allen	Baltimore	12/6/15	12	107	1	41t
Rob Gronkowski	New England	12/9/18	8	107	1	17
Gabriel Davis	Buffalo	1/3/21	2	107	1	56t
Justin Jefferson	Minnesota	10/16/22	6	107	0	47
Warren Wells	Oakland	9/21/68	3	106	1	73t
Raymond Chester	Baltimore	10/10/76	5	106	0	48
Frank Lewis	Buffalo	10/12/81	5	106	0	30
Tony Hill	Dallas	10/25/81	5	106	0	38
* Wes Chandler	San Diego	1/2/82	6	106	0	47
Andre Reed	Buffalo	12/4/94	3	106	2	83t
Warrick Dunn	Tampa Bay	9/21/97	6	106	1	58t
Laveranues Coles	N.Y. Jets	10/15/06	5	106	2	58t
Leonard Hankerson	Washington	11/13/11	8	106	0	22
D.K. Metcalf	Seattle	10/4/20	4	106	0	37
Bake Turner	N.Y. Jets	12/14/69	4	105	2	34t
Harold Jackson	New England	11/29/79	5	105	1	33
Eddie Brown	Cincinnati	11/8/87	8	105	0	32
Jermaine Lewis	Baltimore	10/19/97	6	105	0	28
Wayne Chrebet	N.Y. Jets	12/13/98	5	105	1	52
Tony Martin	Atlanta	12/27/98	3	105	1	53
Ed McCaffrey	Denver	9/13/99	6	105	3	61t
Jeremy Shockey	New Orleans	10/25/09	4	105	0	66
Art Powell	Oakland	9/2/66	8	104	1	17t
* Elmo Wright	Kansas City	12/25/71	3	104	0	63
Derrick Gaffney	N.Y. Jets	9/30/79	4	104	0	43
Wayne Chrebet	N.Y. Jets	10/12/97	5	104	1	70
Tim Brown	Oakland	12/6/98	9	104	2	27
Wayne Chrebet	N.Y. Jets	10/23/00	6	104	2	28
Mark Andrews	at Baltimore	9/18/22	9	104	1	25
Gary Garrison	San Diego	10/11/69	4	103	2	40t
* Ken Burrough	Houston	12/24/78	6	103	0	53
Thurman Thomas	Buffalo	9/1/91	8	103	1	50t
* Kimble Anders	Kansas City	12/31/94	6	103	1	57t
Aaron Hernandez	New England	9/12/11	7	103	1	30
Wes Welker	New England	12/2/12	12	103	1	14
Juju Smith-Schuster	Pittsburgh	10/28/19	5	103	1	34
DJ Moore	Carolina	11/28/21	4	103	0	64
Marvin Harrison	Indianapolis	9/6/98	5	102	1	42
Troy Brown	New England	12/24/00	8	102	0	22
David Patten	New England	10/6/02	5	102	2	34t
Doug Jolley	N.Y. Jets	12/18/05	9	102	1	60t
Jamaal Charles	Kansas City	12/21/08	3	102	0	75

## GAMES OF 100+ RECEIVING YARDS

PLAYER	TEAM	DATE	NO.	YDS.	TD	LG
Kellen Winslow	Tampa Bay	11/15/09	7	102	0	37
Rob Gronkowski	New England	1/2/11	6	102	1	28
T.Y. Hilton	Indianapolis	11/4/12	6	102	1	36t
Elbert Dubenion	Buffalo	9/18/66	5	101	0	26
Jerry LeVias	Houston	11/23/69	4	101	1	–
Andre Rison	Atlanta	10/11/92	7	101	1	22t
Heath Miller	Pittsburgh	9/7/06	3	101	1	87t
Andre Johnson	Houston	10/1/06	9	101	1	30
Cecil Shorts	Jacksonville	12/16/12	6	101	0	30
Richard Caster	N.Y. Jets	11/24/74	6	100	2	45t
Al Toon	N.Y. Jets	12/7/87	5	100	1	44t
Lawrence Dawsey	Tampa Bay	12/1/91	8	100	1	17t
Curtis Conway	Chicago	10/27/97	6	100	0	54
Ken Dilger	Indianapolis	12/14/97	5	100	3	43
Ben Watson	Cleveland	12/5/10	10	100	1	22
Jimmy Graham	New Orleans	9/30/13	4	100	2	43t
Keenan Allen	L.A. Chargers	9/17/17	9	100	0	24
Terry McLaurin	Washington	10/13/19	4	100	2	33t
Marvin Jones	at Jacksonville	10/17/21	7	100	1	28
Breece Hall	at N.Y. Jets	10/9/22	2	100	0	79

## GAMES OF 100+ RUSHING YARDS

PLAYER	TEAM	DATE	NO.	YDS.	TD	LG
O.J. Simpson	Buffalo	12/5/76	24	203	1	75t
Rueben Mayes	New Orleans	12/7/86	28	203	2	34t
Earl Campbell	Houston	11/20/78	28	199	4	81t
* Terrell Davis	Denver	1/9/99	21	199	2	62
Justin Fargas	Oakland	9/30/07	22	179	0	48
Justin Fields	Chicago	11/6/22	15	178	1	61t
Freeman McNeil	N.Y. Jets	10/14/85	28	173	0	20
Ricky Watters	Philadelphia	10/20/96	25	173	1	49t
Gerald Riggs	Atlanta	11/30/86	33	172	1	31
Eric Dickerson	Indianapolis	12/4/88	31	169	1	19
Jamal Lewis	Baltimore	1/2/05	34	167	1	20
C.J. Anderson	Denver	11/23/14	27	167	1	26
* Le'Veon Bell	Pittsburgh	1/8/17	29	167	2	26
** John Riggins	Washington	1/30/83	38	166	1	43t
Reuben Droughns	Cleveland	11/20/05	30	166	1	75t
Chris Ivory	N.Y. Jets	10/4/15	29	166	1	24
Thurman Thomas	Buffalo	9/1/91	25	165	1	20
Jim Nance	Boston	12/17/67	24	164	2	29
William Andrews	Atlanta	12/10/83	21	161	1	24t
* Earnest Byner	Cleveland	1/4/86	16	161	2	66t
Hoyle Granger	Houston	12/23/67	21	160	1	23
Wayne Wilson	New Orleans	10/2/83	34	160	0	12
* Thurman Thomas	Buffalo	12/30/95	25	158	1	32
Kerryon Johnson	Detroit	10/21/18	19	158	0	71
Don Woods	San Diego	9/29/74	18	157	2	56t
Earnest Byner	Washington	12/2/90	32	157	3	21
Antowain Smith	New England	12/22/01	26	156	1	44
Laurence Maroney	New England	12/23/07	14	156	1	59t
Marcus Allen	L.A. Raiders	12/2/84	20	155	3	52t
Eric Dickerson	Indianapolis	11/15/87	30	154	1	13
Thurman Thomas	Buffalo	12/23/90	30	154	1	13t
Christian Okoye	Kansas City	10/13/91	23	153	2	38t
Dick Post	San Diego	11/3/68	21	151	0	24
Travis Henry	Buffalo	12/1/02	35	151	1	13
Thurman Thomas	Buffalo	10/29/89	27	148	1	30t
Christian Okoye	Kansas City	12/3/89	32	148	1	13
Thurman Thomas	Buffalo	12/17/95	35	148	1	15
Brian Westbrook	Philadelphia	11/18/07	32	148	0	36
Adrian Peterson	Minnesota	9/19/10	28	145	1	23
Aaron Jones	Green Bay	11/11/18	15	145	2	67
James Conner	Pittsburgh	10/28/19	23	145	1	25
Barry Sanders	Detroit	9/15/91	32	143	0	14
Lee Suggs	Cleveland	12/26/04	38	143	0	13
Lydell Mitchell	Baltimore	10/9/77	17	142	1	64t
Curtis Martin	New England	11/12/95	30	142	2	23
Woody Campbell	Houston	12/3/67	18	141	1	42

## GAMES OF 100+ RUSHING YARDS

PLAYER	TEAM	DATE	NO.	YDS.	TD	LG
* Natrone Means	San Diego	1/8/95	24	139	1	24t
Earl Campbell	Houston	12/4/83	28	138	1	35t
Edgerrin James	Indianapolis	9/15/02	30	138	0	13
C.J. Spiller	Buffalo	12/23/12	22	138	0	62
Barry Sanders	Detroit	12/7/97	30	137	1	19
Dalvin Cook	Minnesota	12/16/18	19	136	2	26
Thurman Thomas	Buffalo	11/18/91	23	135	1	30
* Fred Taylor	Jacksonville	1/15/00	18	135	1	90t
Josh Allen	Buffalo	12/2/18	9	135	0	28
Paul Robinson	Cincinnati	11/17/68	22	134	3	54t
Jim Nance	Boston	11/27/66	23	133	1	27t
Lamar Miller	Houston	10/25/18	18	133	1	58
Freeman McNeil	N.Y. Jets	11/4/84	20	132	1	52
Johnny Hector	N.Y. Jets	12/22/91	13	132	0	47
Travis Henry	Buffalo	10/20/02	22	132	0	34
Knile Davis	Kansas City	9/21/14	32	132	1	21t
D'Onta Foreman	Tennessee	1/12/22	26	132	1	35
Mike Garrett	Kansas City	9/24/67	20	131	0	28
Brandon Jacobs	N.Y. Giants	10/28/07	23	131	0	15
Edgerrin James	Indianapolis	12/5/99	23	130	2	41t
Darren McFadden	Dallas	11/22/15	29	129	0	35
LeSean McCoy	Buffalo	12/24/16	24	128	1	19t
Michael Pittman	Tampa Bay	10/16/05	15	127	1	57t
Ryan Mathews	San Diego	11/17/13	19	127	0	51
Joe Washington	Baltimore	10/29/78	20	126	0	29
Floyd Little	Denver	10/27/68	25	126	1	19
Antowain Smith	Buffalo	11/14/99	29	126	0	24
Chris Johnson	Tennessee	11/11/12	23	126	1	21
Eric Dickerson	Indianapolis	9/25/88	30	125	0	9
Thurman Thomas	Buffalo	10/9/94	31	125	2	26t
Ezekiel Elliott	Dallas	9/22/19	19	125	0	18
Ernest Jackson	San Diego	11/18/84	28	124	0	16
Eric Dickerson	L.A. Rams	12/14/86	28	124	1	25
Robert Holmes	Kansas City	9/28/68	13	123	1	76t
Neal Anderson	Chicago	9/4/88	24	123	2	15
Scott Lockwood	New England	12/27/92	30	123	0	23
Tatum Bell	Denver	12/12/04	17	123	2	29
LeGarrette Blount	New England	9/18/16	29	123	1	26
Tony Dorsett	Dallas	10/25/81	24	122	0	18
DeAngelo Williams	Carolina	11/19/09	13	122	0	50
Walter Payton	Chicago	12/2/85	23	121	0	15
Larry Kinnebrew	Buffalo	10/29/89	21	121	1	25
Dorsey Levens	Green Bay	9/14/97	21	121	0	23
Corey Dillon	New England	12/20/04	26	121	1	20
Alfred Morris	Washington	9/13/15	25	121	0	14
DeMarco Murray	Tennessee	10/9/16	27	121	0	14
O.J. Simpson	Buffalo	11/18/73	20	120	0	28
Earl Campbell	Houston	11/5/79	32	120	0	11
* Chuck Muncie	San Diego	1/2/82	24	120	1	19
Curtis Martin	N.Y. Jets	10/14/01	22	120	1	27t
Jim Braxton	Buffalo	11/18/73	17	119	0	36
Craig James	New England	11/3/85	23	119	0	14
Ronnie Harmon	Buffalo	11/29/87	23	119	0	19
Jerome Bettis	Pittsburgh	11/25/96	27	119	0	14
Lamar Jackson	at Baltimore	9/18/22	9	119	1	79t
Natrone Means	San Diego	12/27/93	18	118	3	65t
Edgerrin James	Indianapolis	11/26/00	26	118	0	13
Ahman Green	Green Bay	10/22/06	18	118	1	70t
Adrian Peterson	Washington	10/13/19	23	118	0	25
Warren Williams	Pittsburgh	12/18/88	16	117	0	33
* Thurman Thomas	Buffalo	1/12/91	32	117	2	14
Chris Johnson	Tennessee	11/14/10	17	117	1	30
Franco Harris	Pittsburgh	11/30/80	28	116	1	9t
Freeman McNeil	N.Y. Jets	9/12/82	13	116	0	48
Freeman McNeil	N.Y. Jets	11/26/84	24	116	0	39
Curtis Martin	N.Y. Jets	11/1/04	19	115	1	25t
Lamont Jordan	N.Y. Jets	11/1/04	14	115	1	25t
Willie Parker	Pittsburgh	9/7/06	29	115	0	32
Fred Jackson	Buffalo	12/9/07	15	115	0	27
Emerson Boozer	N.Y. Jets	12/13/70	18	114	0	21



## GAMES OF 100+ RUSHING YARDS

PLAYER	TEAM	DATE	NO.	YDS.	TD	LG
Curtis Brown	Buffalo	11/12/78	11	114	1	58t
James Jones	Detroit	10/27/85	36	114	1	8
Jim Nance	Boston	10/15/67	20	113	0	19
Mel Owens	Detroit	12/15/73	27	113	1	10
Horace Ivory	New England	10/22/78	15	113	2	28
* Curt Warner	Seattle	12/31/83	29	113	2	18
Terry Allen	Minnesota	9/25/94	15	113	1	45
Colin Kaepernick	San Francisco	11/27/16	10	113	0	30
Alex Collins	Baltimore	10/26/17	18	113	0	19
Edgerin James	Indianapolis	12/17/00	32	112	0	15
LeSean McCoy	Buffalo	11/8/15	16	112	1	48t
Dion Lewis	New England	11/26/17	15	112	0	25
Sony Michel	New England	9/30/18	25	112	1	23
Saquon Barkley	N.Y. Giants	12/15/19	24	112	2	12
Hoyle Granger	Houston	12/3/67	25	111	1	13
Jim Nance	Boston	12/8/68	19	111	1	30t
Wilbert Montgomery	Philadelphia	9/24/78	25	111	0	12
Willis McGahee	Buffalo	10/17/04	26	111	0	31
Peyton Barber	Las Vegas	9/26/21	23	111	1	27t
Franco Harris	Pittsburgh	11/14/76	22	110	1	26
Rocky Bleier	Pittsburgh	11/14/76	20	110	0	13
Eric Dickerson	Indianapolis	12/30/90	20	110	0	16
Corey Dillon	Cincinnati	10/1/00	22	110	0	19
Curtis Martin	N.Y. Jets	10/3/04	24	110	1	13
Thomas Jones	N.Y. Jets	9/23/07	25	110	0	12
Karlos Williams	Buffalo	9/27/15	12	110	1	41t
Karlos Williams	Buffalo	11/8/15	9	110	2	38t
Jonathan Stewart	Carolina	11/13/17	17	110	0	18
Jim Nance	Boston	11/9/69	17	109	0	23
Stump Mitchell	St. Louis	9/30/84	20	109	2	19
* Terry Allen	Baltimore	1/13/02	25	109	1	13
Joe Cribbs	Buffalo	12/27/82	19	108	1	62t
Curtis Martin	N.Y. Jets	10/4/98	36	108	1	15
Larry Johnson	Kansas City	12/21/08	12	108	1	33
Denard Robinson	Jacksonville	10/26/14	18	108	0	41
Freeman McNeil	N.Y. Jets	11/10/85	26	107	0	13
Eric Dickerson	Indianapolis	12/17/89	21	107	2	17
* Edgerin James	Indianapolis	12/30/00	21	107	0	34
Marshawn Lynch	Buffalo	12/9/07	23	107	0	11
Mark Ingram II	Baltimore	9/8/19	14	107	2	49
Lydell Mitchell	Baltimore	11/23/75	26	106	1	32t
Sam Cunningham	New England	9/19/76	21	106	0	15
Eddie George	Tennessee	9/7/97	23	106	1	13t
Raymont Harris	Chicago	10/27/97	25	106	1	9
Nick Chubb	Cleveland	11/24/19	21	106	1	17
Kyler Murray	Arizona	11/8/20	11	106	1	28
Franco Harris	Pittsburgh	12/3/73	15	105	1	21t
Marcus Allen	L.A. Raiders	9/19/83	22	105	0	15
* Craig James	New England	1/12/86	22	105	0	21
Willis McGahee	Baltimore	10/19/08	19	105	1	17
Fred Jackson	Buffalo Bills	12/22/13	18	105	1	14
Chris Johnson	N.Y. Jets	12/1/14	17	105	0	47
Lydell Mitchell	Baltimore	12/9/73	35	104	0	9
John Stephens	New England	11/6/88	25	104	1	13t
Rod Bernstine	San Diego	12/15/91	13	104	3	63t
Willis McGahee	Baltimore	12/16/07	29	104	0	19
Chris Johnson	Tennessee	12/20/09	29	104	0	14
Sammy Winder	Denver	9/29/85	20	103	2	19
Brad Baxter	N.Y. Jets	11/1/92	20	103	0	28
Jamal Anderson	Atlanta	12/27/98	18	103	1	36t
Emmitt Smith	Dallas	11/25/99	31	103	0	28
Garrison Hearst	San Francisco	12/16/01	26	103	0	23
Ben Tate	Houston	9/18/11	23	103	0	16
Tony Pollard	Dallas	9/22/19	13	103	1	28
Jonathan Taylor	Indianapolis	10/3/21	16	103	1	38
Thomas Jones	N.Y. Jets	11/1/09	27	102	0	11
Eric Dickerson	L.A. Rams	10/30/83	14	101	1	40
Duce Staley	Pittsburgh	9/26/04	22	101	0	38
Thomas Jones	N.Y. Jets	9/7/08	22	101	1	14
* Wendell Hayes	Kansas City	12/25/71	22	100	0	22
Mark van Eeghen	New England	12/12/82	22	100	0	11
Chris Brown	Tennessee	9/11/04	16	100	0	52
Damien Harris	New England	9/12/21	23	100	0	35

\* Playoff game

\*\* Super Bowl

# THE LAST TIME

## THE LAST TIME (TEAM)

BY DOLPHINS		BY OPPONENT
38-35, vs. Cincinnati, 12/22/19	WON IN OVERTIME	28-31 at Las Vegas, 9/26/21
11-6, vs. N.Y. Jets, 1/8/23	WON BY SCORING IN THE LAST 2 MINUTES	32-29, at Buffalo, 12/17/22
28-31 at Las Vegas, 9/26/21	TIED BY SCORING IN THE LAST 2 MINUTES	38-35, vs. Cincinnati, 12/22/19
24-0, vs. N.Y. Jets, 10/18/20	SHUTOUT AN OPPONENT	0-35, vs. Buffalo, 9/19/21
39-17, vs. Cleveland, 11/13/22	WON BY 20+ POINTS	17-40, at N.Y. Jets, 10/9/22
42-38, at Baltimore, 9/18/22	WON AFTER TRAILING BY 20+ POINTS	34-46, vs. New Orleans, 10/25/09
30-15, vs. Houston, 11/27/22	HELD A 28+ POINT LEAD	3-34, at Tennessee, 1/3/22
30-15, vs. Houston, 11/27/22	HELD A 21+ POINT LEAD	17-40, at N.Y. Jets, 10/9/22
20 (2nd quarter), vs. Houston, 11/27/22	SCORED 20+ POINTS IN A QUARTER	21 (4th quarter), at N.Y. Jets, 10/9/22
20 (1st half) vs. Green Bay, 12/25/22	SCORED 20+ POINTS IN A HALF	21 (1st half), at Buffalo, 12/17/22
11-6, vs. N.Y. Jets, 1/8/23	HELD OPPONENT WITHOUT A TD	11-6, vs. N.Y. Jets, 1/8/23
2 offense, 1 defense vs. Houston, 11/27/22	SCORED TD ON OFFENSE AND DEFENSE	2 offense and 1 defense, at New England, 1/17/23
2 offense, 1 defense & 1 special teams, vs. L.A. Rams, 11/1/20	SCORED TD ON OFFENSE, DEFENSE & SPECIAL TEAMS	6 offense, 1 defense & 1 special teams, at Buffalo, 1/3/21
vs. N.Y. Jets, 1/8/23	SCORED SAFETY	at N.Y. Jets, 10/9/22

## THE LAST TIME (OFFENSE)

BY DOLPHINS		BY OPPONENT
Has never happened	600+ NET YARDS OF OFFENSE	643, vs. Baltimore, 9/8/19
547, at Baltimore, 9/18/22	500+ NET YARDS OF OFFENSE	558, at Tampa Bay, 10/10/21
405, at Buffalo, 12/17/22	400+ NET YARDS OF OFFENSE	446, at Buffalo, 12/17/22
315, vs. Baltimore, 11/11/73	300+ NET RUSHING YARDS	305, at Pittsburgh, 12/18/88
250, vs. New England, 12/20/20	200+ NET RUSHING YARDS	252, at Chicago, 11/6/22
206, Jay Ajayi, at Buffalo, 12/24/16	200-YARD RUSHING GAME	203, Rueben Mayes, vs. New Orleans, 12/7/86
206, Jay Ajayi, at Buffalo, 12/24/16	150-YARD RUSHING GAME	178, Justin Fields at Chicago, 11/6/22
136, Raheem Mostert, at Buffalo, 12/17/22	100-YARD RUSHING GAME	178, Justin Fields at Chicago, 11/6/22
Mercury Morris (125) and Don Nottingham (102), at Green Bay, 10/5/75	TWO 100-YARD RUSHERS	Ezekiel Elliott (125) and Tony Pollard (103), at Dallas, 9/22/19
Kenyan Drake, 120, vs. Denver, 12/3/17, 114, vs. New England, 12/11/17	CONSECUTIVE 100-YARD RUSHING GAMES	Payton Barber, 111, at Las Vegas, 9/26/21 Jonathan Taylor, 103, vs. Indianapolis, 10/3/21
Salvon Ahmed (122) and Matt Breida (86), vs. New England, 12/20/20	COMBINED 200-YARDS RUSHING BY 2 PLAYERS	Justin Fields (178) and David Montgomery (36)/Khalil Herbert (23) at Chicago, 11/6/22
32, Jay Ajayi, at Buffalo, 12/24/16	30+ CARRIES	32, Knile Davis, vs. Kansas City, 9/21/14
25, Duke Johnson, vs. New England, 1/9/22	25+ CARRIES	26, D'Onta Foreman, at Tennessee, 1/3/22
85t, Lamar Miller, vs. Houston, 10/25/15	80+ YARD RUSHING PLAY	Has never happened
67, Raheem Mostert, at Buffalo, 12/17/22	60+ YARD RUSHING PLAY	61t, Justin Fields at Chicago, 11/6/22
67, Raheem Mostert, at Buffalo, 12/17/22	40+ YARD RUSHING PLAY	44, Josh Allen, at Buffalo, 12/17/22
2, Chase Edmonds, vs. Buffalo, 9/25/22	2+ RUSHING TOUCHDOWNS	2, Michael Carter at N.Y. Jets, 10/9/22
461, at Baltimore, 9/18/22	400+ NET PASSING YARDS (TEAM)	437, at Tampa Bay, 10/10/21

THE LAST TIME (OFFENSE)

BY DOLPHINS		BY OPPONENT
339, vs. Houston, 11/27/22	300+ NET PASSING YARDS (TEAM)	350, at L.A. Chargers, 12/11/22
50, Tua Tagovailoa, at Baltimore, 9/18/22	50+ PASS ATTEMPTS	51, Justin Herbert, at L.A. Chargers, 12/11/22
50, Tua Tagovailoa, at Baltimore, 9/18/22	40+ PASS ATTEMPTS	40, Josh Allen, at Buffalo, 12/17/22
36, Tua Tagovailoa, at Baltimore, 9/18/22	30+ COMPLETIONS	39, Justin Herbert, at L.A. Chargers, 12/11/22
25, Tua Tagovailoa, vs. Cleveland, 11/13/22	25+ COMPLETIONS	25, Josh Allen, at Buffalo, 12/17/22
at Chicago, 11/6/22	NO SACKS ALLOWED	vs. N.Y. Jets, 1/8/23
Has never happened	PERFECT PASSER RATING (158.3) (MIN. 20 ATTEMPTS)	158.3, Lamar Jackson, vs. Baltimore, 9/15/19
310, Tua Tagovailoa, vs. Green Bay, 12/25/22	300+ YARD PASSER	304, Josh Allen, at Buffalo, 12/17/22
Tua Tagovailoa, 382, at Detroit, 10/30/22 and 302, at Chicago, 11/6/22	CONSECUTIVE 300+ YARD PASSING GAMES	367, Justin Herbert, at L.A. Chargers, 12/11/22 and 304, Josh Allen, at Buffalo, 12/17/22
6, Tua Tagovailoa, at Baltimore, 9/18/22	4+ TD PASSES	4, Josh Allen, at Buffalo, 12/17/22
3, Tua Tagovailoa, vs. Cleveland, 11/13/22	3+ TD PASSES	4, Josh Allen, at Buffalo, 12/17/22
15, Chris Chambers, vs. Buffalo, 12/4/05	15+ RECEPTIONS	15, Isaac Bruce, at St. Louis, 12/24/95
12, Tyreek Hill, at Detroit, 10/30/22	10+ RECEPTIONS	12, Keenan Allen, at L.A. Chargers, 12/11/22
253, Brian Hartline, at Arizona, 9/30/12	200-YARD RECEIVER	221, Eric Decker, vs. N.Y. Jets, 12/28/14
188, Tyreek Hill, at Detroit, 10/30/22	150-YARD RECEIVER	163, Kyle Pitts, vs. Atlanta, 10/24/21
143, Jaylen Waddle, vs. Green Bay, 12/25/22	100-YARD RECEIVER	116, Mike Williams, at L.A. Chargers, 12/11/22
103, Tyreek Hill vs. Green Bay, 12/25/22		
Jaylen Waddle (143) and Tyreek Hill (103), vs. Green Bay, 12/25/22	TWO 100-YARD RECEIVERS IN SAME GAME	Rashod Bateman (108) and Mark Andrews (104), at Baltimore, 9/18/22
114, Jaylen Waddle, at Buffalo, 12/17/22 and 143, vs. Green Bay, 12/25/22	CONSECUTIVE 100-YARD RECEIVING GAMES	Breece Hall, 100, at N.Y. Jets, 10/9/22 and Justin Jefferson, 107, vs. Minnesota, 10/16/22
Tyreek Hill, 111 (2nd half), at San Francisco, 12/4/22	100 YARDS RECEIVING IN A HALF	Rashod Bateman, 108 (1st half), at Baltimore, 9/18/22
Has never happened	90+ YARD PASSING PLAY	99t, Tom Brady to Wes Welker, vs. New England, 9/12/11
84t, Tua Tagovailoa to Jaylen Waddle, vs. Green Bay, 12/25/22	80+ YARD PASSING PLAY	85t, Derek Carr to Nelson Agholor, at Las Vegas, 12/26/20
84t, Tua Tagovailoa to Jaylen Waddle, vs. Green Bay, 12/25/22	60+ YARD PASSING PLAY	79, Zach Wilson to Breece Hall, at N.Y. Jets, 10/9/22
84t, Tua Tagovailoa to Jaylen Waddle, vs. Green Bay, 12/25/22		
52, Tua Tagovailoa to Tyreek Hill, vs. Green Bay, 12/25/22	50+ YARD PASSING PLAY	55, Justin Herbert to Mike Williams, at L.A. Chargers, 12/11/22
84t, Tua Tagovailoa to Jaylen Waddle, vs. Green Bay, 12/25/22		
52, Tua Tagovailoa to Tyreek Hill, vs. Green Bay, 12/25/22	40+ YARD PASSING PLAY	42, Aaron Rodgers to Allen Lazard, vs. Green Bay, 12/25/22
3, Lamar Thomas, vs. Denver, 12/21/98	3+ TD RECEPTIONS	3, Danny Woodhead, at San Diego, 12/20/15
2, Jaylen Waddle, at Detroit, 10/30/22	2+ TD RECEPTIONS	2, Cole Kmet, at Chicago, 11/6/22
Myles Gaskin (25 rushing and 74 receiving), at Tampa Bay, 10/10/21	LED TEAM IN RUSHING & RECEIVING IN SAME GAME	Christian McCaffrey, (66 rushing and 80 receiving), at San Francisco, 12/4/22
Raheem Mostert (136 rushing) and Jaylen Waddle (114 receiving) at Buffalo, 12/17/22	100-YARD RUSHER & 100-YARD RECEIVER IN SAME GAME	Lamar Jackson (119 rushing), Rashod Bateman (108 receiving)/Mark Andrews (104 receiving) at Baltimore, 9/18/22
Brock Osweiler (380 passing), Frank Gore (101 rushing) and Albert Wilson (155 receiving) vs. Chicago, 10/14/18	100-YARD RUSHER, 100-YARD RECEIVER & 300-YARD PASSER IN SAME GAME	Lamar Jackson (318 passing), Lamar Jackson (119 rushing) and Rashod Bateman (108 receiving)/Mark Andrews (104 receiving) at Baltimore, 9/18/22
Kenyan Drake (1 rushing, 1 receiving), at Indianapolis, 11/25/18	1+ RUSHING TD & 1+ RECEIVING TD IN SAME GAME	Tyreek Hill (1 rushing, 1 receiving), vs. Kansas City, 12/13/20

## THE LAST TIME (OFFENSE)

BY DOLPHINS		BY OPPONENT
Tua Tagovailoa (1 passing, 1 rushing), at New England, 9/12/21	1+ PASSING TD & 1+ RUSHING TD IN SAME GAME	Justin Fields (3 passing, 1 rushing), at Chicago, 11/6/22
vs. N.Y. Jets, 1/8/23	NO TURNOVERS	vs. N.Y. Jets, 1/8/23
at San Francisco, 12/4/22	TD SCORED ON FIRST DRIVE	at New England, 1/1/23
Tua Tagovailoa to Mike Gesicki, at Buffalo, 10/31/21	SUCCESSFUL 2-POINT CONVERSION	Josh Allen, at Buffalo, 12/17/22
at Buffalo, 12/17/22	FAILED 2-POINT CONVERSION	vs. Houston, 11/27/22

## THE LAST TIME (DEFENSE)

BY DOLPHINS		BY OPPONENT
76, vs. Buffalo, 10/21/73	HELD OPPONENT UNDER 100 YARDS OF TOTAL OFFENSE	88, at New England, 10/12/80
118, vs. Buffalo, 9/21/03	HELD OPPONENT UNDER 150 YARDS OF TOTAL OFFENSE	145, vs. L.A. Rams, 11/1/20
187, vs. N.Y. Jets, 1/8/23	HELD OPPONENT UNDER 200 YARDS OF TOTAL OFFENSE	145, vs. L.A. Rams, 11/1/20
187, vs. N.Y. Jets, 1/8/23	HELD OPPONENT UNDER 300 YARDS OF TOTAL OFFENSE	219, at L.A. Chargers, 12/11/22
25, vs. New England, 12/11/17	HELD OPPONENT UNDER 30 YARDS RUSHING	23, vs. Buffalo, 11/17/19
38, vs. N.Y. Jets, 1/8/23	HELD OPPONENT UNDER 50 YARDS RUSHING	33, at San Francisco, 12/4/22
38, vs. N.Y. Jets, 1/8/23	HELD OPPONENT UNDER 75 YARDS RUSHING	33, at San Francisco, 12/4/22
38, vs. N.Y. Jets, 1/8/23	HELD OPPONENT UNDER 100 YARDS RUSHING	86, at New England, 1/1/23
81, at New Orleans, 12/27/21	HELD OPPONENT UNDER 100 YARDS NET PASSING	90, vs. L.A. Rams, 11/1/20
149, vs. N.Y. Jets, 1/8/23	HELD OPPONENT UNDER 150 YARDS NET PASSING	140, vs. N.Y. Jets, 1/8/23
Louis Delmas (81) and Brent Grimes (22), at Jacksonville, 10/26/14	2+ INTERCEPTION RETURNS FOR TOUCHDOWNS BY TEAM IN SAME GAME	Stephon Gilmore (54) and Jamie Collins Sr. (69), vs. New England, 9/15/19
37t, Xavien Howard, vs. New England, 1/9/22	INTERCEPTION RETURN FOR A TD	39t, Kyle Dugger, at New England, 1/1/23
3, Sam Madison, vs. Tennessee, 11/7/99	3+ INTERCEPTIONS	3, Nate Clements, at Buffalo, 10/20/02
2, Xavien Howard, vs. Buffalo, 12/2/18	2+ INTERCEPTIONS	2, Vonn Bell, at Cincinnati, 9/29/22
8, at New Orleans, 12/27/21	7+ SACKS BY TEAM	7, vs. Buffalo, 11/17/19
8, at New Orleans, 12/27/21	6+ SACKS BY TEAM	6, vs. Minnesota, 10/16/22
5, vs. Houston, 11/27/22	5+ SACKS BY TEAM	5, vs. Houston, 11/27/22
4.0, Cameron Wake, at Tennessee, 10/18/15	4+ SACKS	Has never happened
3.0, Jaelan Phillips, vs. Carolina, 11/28/21	3+ SACKS	3.0, Nick Bosa, at San Francisco, 12/4/22
2.0, Melvin Ingram, vs. Buffalo, 9/25/22	2+ SACKS	3.0, Nick Bosa, at San Francisco, 12/4/22
16t, Xavien Howard, vs. Houston, 11/27/22	FUMBLE RECOVERED FOR TOUCHDOWN	23t, Dre Greenlaw, at San Francisco, 12/4/22

## THE LAST TIME (SPECIAL TEAMS)

BY DOLPHINS		BY OPPONENT
101t, Jakeem Grant, vs. Buffalo, 11/17/19	KICKOFF RETURN FOR A TD	103t, Devin Duvernay, at Baltimore, 9/18/22
94t, Mercury Morris, at New England, 12/5/71	KICKOFF RETURN FOR A TD ON OPENING KICKOFF	103t, Devin Duvernay, at Baltimore, 9/18/22

## THE LAST TIME (SPECIAL TEAMS)

BY DOLPHINS		BY OPPONENT
101t, Jakeem Grant, vs. Buffalo, 11/17/19	50+ YARD KICKOFF RETURN	93, Keisean Nixon, vs. Green Bay, 12/25/22
88t, Jakeem Grant, vs. L.A. Rams, 11/1/20	PUNT RETURN FOR A TD	84t, Isaiah McKenzie, at Buffalo, 1/3/21
88t, Jakeem Grant, vs. L.A. Rams, 11/1/20	50+ YARD PUNT RETURN	84t, Isaiah McKenzie, at Buffalo, 1/3/21
Andrew Van Ginkel, at Chicago, 11/6/22	BLOCKED PUNT RECOVERED FOR A TD	Chris Burkett, vs. N.Y. Jets, 9/29/91
Jaelan Phillips, at Chicago, 11/6/22	BLOCKED PUNT	Albert McClellan, vs. New England, 12/9/18
Walt Aikens return of blocked PAT, vs. Arizona, 12/11/16	DEFENSIVE 2-POINT CONVERSION ON PAT	Has never happened
Jordan Phillips, vs. Arizona, 12/11/16	BLOCKED PAT	Donald Penn, vs. Tampa Bay, 11/15/09
Jason Sanders, vs. Cleveland, 11/13/22	MISSED (NOT BLOCKED) PAT	Greg Joseph, vs. Minnesota, 10/16/22
Emmanuel Ogbah, vs. Buffalo, 9/25/22	BLOCKED FIELD GOAL	Jeff Gunter, at Cincinnati, 9/29/22
47t, Curtis Johnson, vs. Green Bay, 12/19/71	BLOCKED FIELD GOAL RETURNED FOR TD	62t, Kyle Arrington, vs. New England, 12/14/14
8, Jason Sanders, at N.Y. Jets, 12/8/19	6+ FIELD GOALS ATTEMPTED	6, Harrison Butker, at Kansas City, 12/24/17
5, Jason Sanders, at San Francisco, 10/11/20	5+ FIELD GOALS ATTEMPTED	6, Harrison Butker, at Kansas City, 12/24/17
4, Jason Sanders, at Cincinnati, 9/29/22	4+ FIELD GOALS ATTEMPTED	4, Mason Crosby, vs. Green Bay, 12/25/22
3, Jason Sanders, vs. N.Y. Jets, 1/8/23	3+ FIELD GOALS ATTEMPTED	3, Greg Zuerlein, vs. N.Y. Jets, 1/8/23
7, Jason Sanders, at N.Y. Jets, 12/8/19	6+ FIELD GOALS MADE	Never happened
5, Jason Sanders, vs. Seattle, 10/4/20	5+ FIELD GOALS MADE	5, Harrison Butker, at Kansas City, 12/24/17
4, Jason Sanders, at Las Vegas, 12/26/20	4+ FIELD GOALS MADE	4, Mason Crosby, vs. Green Bay, 12/25/22
3, Jason Sanders, vs. N.Y. Jets, 1/8/23	3+ FIELD GOALS MADE	4, Mason Crosby, vs. Green Bay, 12/25/22
vs. Buffalo, 11/17/19	SUCCESSFUL ONSIDE KICK	vs. Cincinnati, 12/22/19
at New England, 1/1/23	FAILED ONSIDE KICK ATTEMPT	at N.Y. Jets, 12/8/19

## YEAR-BY-YEAR LEADERS

### RUSHING

YEAR	PLAYER	G	NO	YDS	AVG	LG	TD
1966	Joe Auer	14	121	416	3.4	41	4
1967	Abner Haynes	11	56	274	4.9	65t	2
1968	+ Jim Kiick	14	165	621	3.8	25	4
1969	Jim Kiick	14	180	575	3.2	27	9
1970	Larry Csonka	14	193	874	4.5	53	6
1971	Larry Csonka	14	195	1051	5.4	28	7
1972	Larry Csonka	14	213	1117	5.2	45	6
1973	Larry Csonka	14	219	1003	4.6	25	5
1974	Larry Csonka	12	197	749	3.8	24	9
1975	Mercury Morris	14	219	875	4.0	49	4
1976	Benny Malone	14	186	797	4.3	31	4
1977	Benny Malone	14	129	615	4.8	66t	5
1978	Delvin Williams	16	272	1258	4.6	58t	8
1979	Larry Csonka	16	220	837	3.8	22	12
1980	Delvin Williams	15	187	671	3.6	65	2
1981	Tony Nathan	13	147	782	5.3	46	5
1982	Andra Franklin	9	177	701	4.0	25t	7
1983	Andra Franklin	15	224	746	3.3	18	8
1984	Woody Bennett	16	144	606	4.2	23	7
1985	Tony Nathan	16	143	667	4.7	22	5
1986	Lorenzo Hampton	16	186	830	4.5	54t	9
1987	+ Troy Stradford	12	145	619	4.3	51	6
1988	Lorenzo Hampton	16	117	414	3.5	33	9
1989	+ Sammie Smith	13	200	659	3.3	25	6
1990	Sammie Smith	16	226	831	3.7	33	8
1991	Mark Higgs	14	231	905	3.9	24	4
1992	Mark Higgs	16	256	915	3.6	23	7
1993	Mark Higgs	16	186	693	3.7	31	3
1994	Bernie Parmalee	15	216	868	4.0	47t	6

## RUSHING

YEAR	PLAYER	G	NO	YDS	AVG	LG	TD
1995	Bernie Parmalee	16	236	878	3.7	40	9
1996	+ Karim Abdul-Jabbar	16	307	1116	3.6	29	11
1997	Karim Abdul-Jabbar	16	283	892	3.2	22	15
1998	Karim Abdul-Jabbar	15	270	960	3.6	45	6
1999	+ J.J. Johnson	13	164	558	3.4	34	4
2000	Lamar Smith	15	309	1139	3.7	68t	14
2001	Lamar Smith	16	313	968	3.1	25	6
2002	# Ricky Williams	16	383	1853	4.8	63t	16
2003	Ricky Williams	16	392	1372	3.5	45	9
2004	Sammy Morris	13	132	523	4.0	35t	6
2005	+ Ronnie Brown	15	207	907	4.4	65t	4
2006	Ronnie Brown	13	241	1008	4.2	47	5
2007	Ronnie Brown	7	119	602	5.1	60	4
2008	Ronnie Brown	16	214	916	4.3	62t	10
2009	Ricky Williams	16	241	1121	4.7	68t	11
2010	Ronnie Brown	16	200	734	3.7	51	5
2011	Reggie Bush	15	216	1086	5.0	76t	6
2012	Reggie Bush	16	227	986	4.3	65t	6
2013	Lamar Miller	16	177	709	4.0	49	2
2014	Lamar Miller	16	216	1099	5.1	97t	8
2015	Lamar Miller	16	194	872	4.5	85t	8
2016	Jay Ajayi	15	260	1272	4.9	62t	8
2017	Kenyan Drake	16	133	644	4.8	66t	3
2018	Frank Gore	14	156	722	4.6	39	0
2019	Ryan Fitzpatrick (QB)	15	54	243	4.5	20	4
2020	Myles Gaskin	10	142	584	4.1	26	3
2021	Myles Gaskin	17	173	612	3.5	30	3
2022	Raheem Mostert	16	181	891	4.9	67	3

## RECEIVING

YEAR	PLAYER	G	NO	YDS	AVG	LG	TD
1966	Dave Kocourek (TE)	14	27	320	11.9	43	2
1967	+ Jack Clancy	14	67	868	13.0	44	2
1968	Karl Noonan	14	58	760	13.1	50	11
1969	Larry Seiple (TE)	14	41	577	14.1	41t	5
1970	Jim Kiick (RB)	14	42	497	11.8	47	0
1971	Paul Warfield	14	43	996	23.2	86t	11
1972	Paul Warfield	12	29	606	20.9	47	3
1973	Marlin Briscoe	14	30	447	14.9	53	2
1974	Nat Moore	13	37	605	16.4	48	2
1975	Nat Moore	14	40	705	17.6	79t	4
1976	Nat Moore	9	33	625	18.9	67t	4
1977	Nat Moore	14	52	765	14.7	73t	12
1978	Nat Moore	16	48	645	13.4	47	10
1979	Nat Moore	16	48	840	17.5	53	6
1980	Tony Nathan (RB)	16	57	588	10.3	61	5
1981	Duriel Harris	15	53	911	17.2	55	2
1982	Tom Vigorito (RB)	9	24	186	7.8	26	0
1983	Tony Nathan (RB)	16	52	461	8.9	25	1
1984	Mark Clayton	15	73	1389	19.0	65t	18
1985	Tony Nathan (RB)	16	72	651	9.0	73	1
1986	Mark Duper	16	67	1313	19.6	85t	11
1987	+ Troy Stradford (RB)	12	48	457	9.5	34	1
1988	Mark Clayton	16	86	1129	13.1	45t	14
1989	Mark Clayton	15	64	1011	15.8	78t	9
1990	Mark Duper	16	52	810	15.6	69t	5
1991	Mark Duper	16	70	1085	15.5	43t	5
	Mark Clayton	16	70	1053	15.0	43t	12
1992	Bobby Humphrey (RB)	16	54	507	9.4	26	1
1993	+ Terry Kirby (RB)	16	75	874	11.7	47	3
1994	Irving Fryar	16	73	1270	17.4	54t	7
1995	Terry Kirby (RB)	16	66	618	9.4	46	3
1996	O.J. McDuffie	16	74	918	12.4	36	8
1997	O.J. McDuffie	16	76	943	12.4	55	1
1998	# O.J. McDuffie	16	90	1050	11.7	61t	7
1999	Tony Martin	16	67	1037	15.5	69t	5
2000	Oronde Gadsden	16	56	786	14.0	61	6
2001	James McKnight	16	55	684	12.4	40	3
	Oronde Gadsden	14	55	674	12.3	61	3
2002	Chris Chambers	15	52	734	14.1	59t	3

## RECEIVING

YEAR	PLAYER	G	NO	YDS	AVG	LG	TD
2003	Chris Chambers	16	64	963	15.0	57t	11
2004	Randy McMichael (TE)	16	73	791	10.8	42t	4
2005	Chris Chambers	16	82	1118	13.6	77t	11
2006	Wes Welker	16	67	687	10.3	38	1
2007	Marty Booker	15	50	556	11.1	26	1
2008	Ted Ginn, Jr.	16	56	790	14.1	64	2
2009	Davone Bess	16	76	758	10.0	34t	2
2010	Brandon Marshall	14	86	1014	11.8	46	3
2011	Brandon Marshall	16	81	1214	15.0	65t	6
2012	Brian Hartline	16	74	1083	14.6	80t	1
2013	Brian Hartline	16	76	1016	13.4	50	4
2014	+ Jarvis Landry	16	84	758	9.0	25	5
2015	Jarvis Landry	16	110	1157	10.5	50t	4
2016	Jarvis Landry	16	94	1136	12.1	71	4
2017	Jarvis Landry	16	112	987	8.8	49	9
2018	Danny Amendola	15	59	575	9.7	39	1
2019	DeVante Parker	16	72	1202	16.7	51	9
2020	DeVante Parker	14	63	793	12.6	31	4
2021	+ Jaylen Waddle	16	104	1,015	9.8	57	6
2022	Tyreek Hill	17	119	1,710	14.4	64	7

## PASSING (min: 150 att.)

YEAR	PLAYER	G	ATT.	CMP.	YDS.	PCT.	TD	INT.	RATE
1966	Dick Wood	10	230	83	993	36.1	4	14	30.6
1967	+ Bob Griese	12	331	166	2,005	50.2	15	18	61.6
1968	Bob Griese	13	355	186	2,473	52.4	21	16	75.7
1969	Bob Griese	9	252	121	1,695	48.0	10	16	56.9
1970	Bob Griese	14	245	142	2,019	58.0	12	17	72.1
1971	Bob Griese	14	263	145	2,089	55.1	19	9	90.9
1972	Earl Morrall	14	150	83	1,360	55.3	11	7	91.0
1973	Bob Griese	13	218	116	1,422	53.2	17	8	84.3
1974	Bob Griese	13	253	152	1,968	60.1	16	15	80.9
1975	Bob Griese	10	191	118	1,693	61.8	14	13	86.6
1976	Bob Griese	13	272	162	2,097	59.6	11	12	78.9
1977	Bob Griese	14	307	180	2,252	58.6	22	13	87.8
1978	Bob Griese	11	235	148	1,791	63.0	11	11	82.4
1979	Bob Griese	14	310	176	2,160	56.8	14	16	72.0
1980	+ David Woodley	13	327	176	1,850	53.8	14	17	63.1
1981	David Woodley	15	366	191	2,470	52.2	12	13	69.8
1982	David Woodley	9	179	98	1,080	54.7	5	8	63.5
1983	+ Dan Marino	11	296	173	2,210	58.4	20	6	96.0
1984	# Dan Marino	16	564	362	5,084	64.2	48	17	108.9
1985	# Dan Marino	16	567	336	4,137	59.3	30	21	84.1
1986	# Dan Marino	16	623	378	4,746	60.7	44	23	92.5
1987	Dan Marino	12	444	263	3,245	59.2	26	13	89.2
1988	# Dan Marino	16	606	354	4,434	58.4	28	23	80.8
1989	Dan Marino	16	550	308	3,997	56.0	24	22	76.9
1990	Dan Marino	16	531	306	3,563	57.6	21	11	82.6
1991	Dan Marino	16	549	318	3,970	57.9	25	13	85.8
1992	# Dan Marino	16	554	330	4,116	59.6	24	16	85.1
1993	Scott Mitchell	13	233	133	1,773	57.1	12	8	84.2
1994	Dan Marino	16	615	385	4,453	62.6	30	17	89.2
1995	Dan Marino	14	482	309	3,668	64.1	24	15	90.8
1996	Dan Marino	13	373	221	2,795	59.2	17	9	87.8
1997	Dan Marino	16	548	319	3,780	58.2	16	11	80.7
1998	Dan Marino	16	537	310	3,497	57.7	23	15	80.0
1999	Dan Marino	11	369	204	2,448	55.3	12	17	67.4
2000	Jay Fiedler	15	357	204	2,402	57.1	14	14	74.5
2001	Jay Fiedler	16	450	273	3,290	60.7	20	19	80.3
2002	Jay Fiedler	11	292	179	2,024	61.3	14	9	85.2
2003	Jay Fiedler	12	314	179	2,138	57.0	11	13	72.4
2004	A.J. Feeley	11	356	191	1,893	53.7	11	15	61.7
2005	Gus Frerotte	16	494	257	2,996	52.0	18	13	71.9
2006	Joey Harrington	11	388	223	2,236	57.5	12	15	68.2
2007	Cleo Lemon	9	309	173	1,773	56.0	6	6	71.0
2008	Chad Pennington	16	476	321	3,653	67.4	19	7	97.4
2009	Chad Henne	14	451	274	2,878	60.8	12	14	75.2
2010	Chad Henne	15	490	301	3,301	61.4	15	19	75.4
2011	Matt Moore	13	347	210	2,497	60.5	16	9	87.1
2012	+ Ryan Tannehill	16	484	282	3,294	58.3	12	13	76.1

## PASSING (min: 150 att.)

YEAR	PLAYER	G	ATT.	CMP.	YDS.	PCT.	TD	INT.	RATE
2013	Ryan Tannehill	16	588	355	3,913	60.4	24	17	81.7
2014	Ryan Tannehill	16	590	392	4,045	66.4	27	12	92.8
2015	Ryan Tannehill	16	586	363	4,208	61.9	24	12	88.7
2016	Ryan Tannehill	13	389	261	2,995	67.1	19	12	93.5
2017	Jay Cutler	14	429	266	2,666	62.0	19	14	80.8
2018	Ryan Tannehill	11	274	176	1,979	64.2	17	9	92.7
2019	Ryan Fitzpatrick	15	502	311	3,529	62.0	20	13	85.5
2020	Ryan Fitzpatrick	9	267	183	2,091	68.5	13	8	95.6
2021	Tua Tagovailoa	13	388	263	2,653	67.8	16	10	90.1
2022	Tua Tagovailoa	13	400	259	3,548	64.8	25	8	105.5

## PUNT RETURNS

YEAR	PLAYER	NO	YDS	AVG	LG	TD
1966	Joe Auer	5	99	19.8	56	0
1967	Joe Auer	9	42	4.7	16	0
1968	Bob Neff	8	71	8.9	20	0
1969	+ Mercury Morris	25	172	6.9	38	0
1970	+ Jake Scott	27	290	10.7	77t	1
1971	Jake Scott	33	318	9.6	31	0
1972	Charlie Leigh	22	210	9.5	27	0
1973	Jake Scott	22	266	12.1	33	0
1974	Jake Scott	31	346	11.2	30	0
1975	+ Freddie Solomon	26	320	12.3	50t	1
1976	Freddie Solomon	13	205	15.8	79t	1
1977	Freddie Solomon	32	285	8.9	39	0
1978	+ Jimmy Cefalo	28	232	8.3	26	0
1979	+ Tony Nathan	28	306	10.9	86t	1
1980	Tony Nathan	23	178	7.7	30	0
1981	Tom Vigorito	36	379	10.5	87t	1
1982	Tom Vigorito	20	192	9.6	59t	1
1983	+ Mark Clayton	41	392	9.6	60t	1
1984	Fulton Walker	21	169	8.0	33	0
1985	Tom Vigorito	22	197	9.0	21	0
1986	Craig Ellis	24	149	6.2	17	0
1987	+ Scott Schwedes	24	203	8.5	31	0
1988	Scott Schwedes	24	230	9.6	36	0
1989	Scott Schwedes	18	210	11.7	70t	1
1990	Tony Martin	26	140	5.4	35	0
1991	+ Scott Miller	28	248	8.9	32	0
1992	Scott Miller	24	175	7.3	19	0
1993	+ O.J. McDuffie	28	317	11.3	72t	2
1994	O.J. McDuffie	32	228	7.1	26	0
1995	O.J. McDuffie	24	163	6.8	24	0
1996	O.J. McDuffie	22	212	9.6	19	0
1997	Charles Jordan	26	273	10.5	38	0
1998	Terrell Buckley	29	354	12.2	35	0
1999	Nate Jacquet	28	351	12.5	45	0
2000	Jeff Ogden	19	323	17.0	81t	1
2001	Jeff Ogden	32	377	11.8	48	0
2002	Dedric Ward	16	169	10.6	34	0
2003	Charlie Rogers	21	186	8.9	48	0
2004	Wes Welker	43	464	10.8	71	0
2005	Wes Welker	43	390	9.1	47	0
2006	Wes Welker	41	378	9.2	47	0
2007	+ Ted Ginn, Jr.	24	230	9.6	87t	1
2008	+ Davone Bess	21	231	11.0	27	0
2009	Davone Bess	28	209	7.5	22	0
2010	Davone Bess	25	284	11.4	47	0
2011	Davone Bess	37	442	11.9	25	0
2012	Marcus Thigpen	26	316	12.2	72t	1
2013	Marcus Thigpen	34	264	7.8	34	0
2014	+ Jarvis Landry	25	204	8.2	32	0
2015	Jarvis Landry	36	356	9.9	69t	1
2016	+ Jakeem Grant Sr.	20	165	8.3	74t	1
2017	Jakeem Grant Sr.	25	190	7.6	27	0
2018	Jakeem Grant Sr.	14	228	16.3	71t	1
2019	+ Preston Williams	10	115	11.5	21	0
2020	Jakeem Grant Sr.	29	330	11.4	88t	1
2021	+ Jevon Holland	12	92	7.7	16	0
2022	Cedrick Wilson Jr.	13	97	7.5	15	0



## KICKOFF RETURNS

YEAR	PLAYER	NO	YDS	AVG	LG	TD
1966	Joe Auer	28	698	24.9	95t	1
1967	Abner Haynes	22	444	20.2	51	0
1968	Gene Milton	18	408	22.7	74	0
1969	+ Mercury Morris	43	1,136	26.4	105t	1
1970	Mercury Morris	28	812	29.0	96t	1
1971	Mercury Morris	15	423	28.2	94t	1
1972	Mercury Morris	14	334	23.9	33	0
1973	Charlie Leigh	9	251	27.9	51	0
1974	+ Nat Moore	22	587	26.7	40	0
1975	+ Freddie Solomon	17	348	20.5	31	0
1976	Gary Davis	26	617	23.7	47	0
1977	Gary Davis	14	414	29.6	73	0
1978	Duriel Harris	29	657	22.7	53	0
1979	+ Tony Nathan	45	1,016	22.6	43	0
1980	Don Bessillieu	40	890	22.3	87	0
1981	+ Fulton Walker	38	932	24.5	90t	1
1982	Fulton Walker	20	433	21.7	32	0
1983	# Fulton Walker	36	962	26.7	78	0
1984	Fulton Walker	29	617	21.3	41	0
1985	+ Lorenzo Hampton	45	1,020	22.7	46	0
1986	Craig Ellis	25	541	21.6	41	0
1987	Lorenzo Hampton	16	304	19.0	32	0
1988	Joe Cribbs	41	863	21.0	44	0
1989	Marc Logan	24	613	25.5	97t	1
1990	Marc Logan	20	367	18.4	35	0
1991	+ Aaron Craver	32	615	19.2	49	0
1992	Mike Williams	19	328	17.3	28	0
1993	+ O.J. McDuffie	32	755	23.6	48	0
1994	O.J. McDuffie	36	767	21.3	46	0
1995	O.J. McDuffie	23	564	24.5	47	0
1996	Irving Spikes	28	681	24.3	59	0
1997	Irving Spikes	24	565	23.5	48	0
1998	+ John Avery	43	1,085	25.2	55	0
1999	Brock Marion	62	1,524	24.6	93	0
2000	Autry Denson	20	495	24.8	56	0
2001	+ Chris Chambers	36	811	22.5	47	0
2002	Travis Minor	46	1,071	23.3	66	0
2003	Travis Minor	34	727	21.4	49	0
2004	Wes Welker	57	1,313	23.0	95t	1
2005	Wes Welker	61	1,379	22.6	46	0
2006	Wes Welker	48	1,064	22.2	46	0
2007	+ Ted Ginn, Jr.	63	1,433	22.7	52	0
2008	Ted Ginn, Jr.	32	657	20.5	41	0
2009	Ted Ginn, Jr.	52	1,296	24.9	101t	2
2010	+ Nolan Carroll	27	655	24.3	46	0
2011	+ Clyde Gates	34	843	24.8	77	0
2012	Marcus Thigpen	38	1,040	27.4	96t	1
2013	Marcus Thigpen	39	878	22.5	50	0
2014	+ Jarvis Landry	34	954	28.1	74	0
2015	Damien Williams	21	457	21.8	37	0
2016	+ Jakeem Grant Sr.	19	439	23.1	45	0
2017	Jakeem Grant Sr.	21	479	22.8	31	0
2018	Jakeem Grant Sr.	18	535	29.7	102t	1
2019	Jakeem Grant Sr.	23	578	25.1	101t	1
2020	Jakeem Grant Sr.	6	129	21.5	45	0
2021	+ Jaylen Waddle	9	158	17.6	0	0
2022	Raheem Mostert	25	502	20.1	31	0

## SCORING

YEAR	PLAYER	TD	RUSH	REC	PATs	FGs	PTS
1966	Joe Auer	9^	4	4	0-0	0-0	54
	Gene Mingo	0	0	0	23-23	10-22	53
1967	Booth Lusteg	0	0	0	18-18	7-12	39
	Jack Harper	4	1	3	0-0	0-0	24
	Stan Mitchell	4	3	1	0-0	0-0	24
1968	Karl Noonan	11	0	11	0-0	0-0	66
	+ Jim Keyes	0	0	0	30-30	7-16	51
1969	Karl Kremser	0	0	0	26-27	13-22	65
	Jim Kiick	10	9	1	0-0	0-0	60
1970	Garo Yepremian	0	0	0	31-31	22-29	97

## SCORING

YEAR	PLAYER	TD	RUSH	REC	PATs	FGs	PTS
	Jim Kiick	6	6	0	0-0	0-0	36
1971	# Garo Yepremian	0	0	0	33-33	28-40	117
	Paul Warfield	11	0	11	0-0	0-0	66
1972	Garo Yepremian	0	0	0	43-45	24-37	115
	Mercury Morris	12	12	0	0-0	0-0	72
1973	Garo Yepremian	0	0	0	38-38	25-37	113
	Paul Warfield	11	0	11	0-0	0-0	66
1974	Garo Yepremian	0	0	0	43-43	8-15	67
	Larry Csonka	9	9	0	0-0	0-0	54
1975	Garo Yepremian	0	0	0	40-46	13-16	79
	Don Nottingham	12	12	0	0-0	0-0	72
1976	Garo Yepremian	0	0	0	29-31	16-23	77
	(five players)						24
1977	Nat Moore	13	1	12	0-0	0-0	78
	Garo Yepremian	0	0	0	37-40	10-22	67
1978	Garo Yepremian	0	0	0	41-45	19-23	98
	Nat Moore	10	0	10	0-0	0-0	60
1979	+ Uwe von Schamann	0	0	0	36-40	21-29	99
	Larry Csonka	13	12	1	0-0	0-0	78
1980	Uwe von Schamann	0	0	0	32-32	14-23	74
	Nat Moore	7	0	7	0-0	0-0	42
1981	Uwe von Schamann	0	0	0	37-38	24-31	109
	Tony Nathan	8	5	3	0-0	0-0	48
	Andra Franklin	8	7	1	0-0	0-0	48
1982	Uwe von Schamann	0	0	0	21-22	15-20	66
	Andra Franklin	7	7	0	0-0	0-0	42
1983	Uwe von Schamann	0	0	0	45-48	18-27	99
	Mark Duper	10	0	10	0-0	0-0	60
1984	Mark Clayton	18	0	18	0-0	0-0	108
	Uwe von Schamann	0	0	0	66-70	9-19	93
1985	+ Fuad Reveiz	0	0	0	50-52	22-27	116
	+ Ron Davenport	13	11	2	0-0	0-0	78
1986	Fuad Reveiz	0	0	0	52-55	14-22	94
	Lorenzo Hampton	12	9	3	0-0	0-0	72
1987	Fuad Reveiz	0	0	0	28-30	9-11	55
	Mark Duper	8	0	8	0-0	0-0	48
1988	Mark Clayton	14	0	14	0-0	0-0	84
	Fuad Reveiz	0	0	0	31-32	8-12	55
1989	+ Pete Stoyanovich	0	0	0	38-39	19-26	95
	Mark Clayton	9	0	9	0-0	0-0	54
1990	Pete Stoyanovich	0	0	0	37-37	21-25	100
	Sammie Smith	9	8	1	0-0	0-0	54
1991	Pete Stoyanovich	0	0	0	28-29	31-37	121
	Mark Clayton	12	0	12	0-0	0-0	72
1992	# Pete Stoyanovich	0	0	0	34-36	30-37	124
	Mark Higgs	7	7	0	0-0	0-0	42
	Mark Duper	7	0	7	0-0	0-0	42
1993	Pete Stoyanovich	0	0	0	37-37	24-32	109
	(four players)						36
1994	Pete Stoyanovich	0	0	0	35-35	24-31	107
	Irving Fryar	7	0	7	0-0	0-0	46
1995	Pete Stoyanovich	0	0	0	37-37	27-34	118
	Bernie Parmalee	10	9	1	0-0	0-0	80
1996	Joe Nedney	0	0	0	35-36	18-29	89
	+ Karim Abdul-Jabbar	11	11	0	0-0	0-0	66
1997	Olindo Mare	0	0	0	33-33	28-36	117
	Karim Abdul-Jabbar	16	15	1	0-0	0-0	96
1998	Olindo Mare	0	0	0	33-34	22-27	99
	Oronde Gadsden	7	0	7	0-0	0-0	42
	O.J. McDuffie	7	0	7	0-0	0-0	42
1999	Olindo Mare	0	0	0	27-27	39-46	144
	Oronde Gadsden	6	0	6	0-0	0-0	36
2000	Olindo Mare	0	0	0	33-34	28-31	117
	Lamar Smith	16	14	2	0-0	0-0	96
2001	Olindo Mare	0	0	0	39-40	19-21	96
	Lamar Smith	8	6	2	0-0	0-0	48
2002	Olindo Mare	0	0	0	42-43	24-31	114
	Ricky Williams	17	16	1	0-0	0-0	102
2003	Olindo Mare	0	0	0	33-34	22-29	99
	Chris Chambers	11	0	11	0-0	0-0	66
2004	Olindo Mare	0	0	0	18-18	12-16	54

## SCORING

YEAR	PLAYER	TD	RUSH	REC	PATs	FGs	PTS
2005	Chris Chambers	7	0	7	0-0	0-0	44@
	Olindo Mare	0	0	0	33-33	25-30	108
	Chris Chambers	11	0	11	0-0	0-0	66
2006	Olindo Mare	0	0	0	22-22	26-36	100
	Marty Booker	6	0	6	0-0	0-0	40@@
2007	Jay Feely	0	0	0	26-26	21-23	89
	Ronnie Brown	5	4	1	0-0	0-0	32@
2008	+ Dan Carpenter	0	0	0	40-40	21-25	103
	Ronnie Brown	10	10	0	0-0	0-0	60
2009	Dan Carpenter	0	0	0	37-38	25-28	112
	Ricky Williams	13	11	2	0-0	0-0	80@
	Dan Carpenter	0	0	0	25-25	30-41	115
2010	Davone Bess	0	0	5	0-0	0-0	30
	Ronnie Brown	0	5	0	0-0	0-0	30
	Dan Carpenter	0	0	0	26-26	29-34	113
2011	Reggie Bush	7	6	1	0-0	0-0	42
	Dan Carpenter	0	0	0	26-26	22-27	92
	Reggie Bush	8	6	2	0-0	0-0	48
2012	Caleb Sturgis	0	0	0	33-33	26-34	111
	Charles Clay	7	1	6	0-0	0-0	42
2013	Caleb Sturgis	0	0	0	41-41	29-37	128
	Mike Wallace	10	0	10	0-0	0-0	60
	Andrew Franks	0	0	0	33-36	13-16	72
2014	Lamar Miller	10	8	2	0-0	0-0	60
	Andrew Franks	0	0	0	41-42	16-21	89
	Kenny Stills	9	0	9	0-0	0-0	54
2015	Cody Parkey	0	0	0	26-29	21-23	89
	Jarvis Landry	9	0	9	0-0	0-0	54
2016	+ Jason Sanders	0	0	0	35-36	18-20	89
	Kenyan Drake	9	4	5	0-0	0-0	54
	Jason Sanders	1	0	1	29-30	23-30	104
2017	DeVante Parker	9	0	9	0-0	0-0	54
	Jason Sanders	0	0	0	36-36	36-39	144
	Mike Gesicki	6	0	6	0-0	0-0	36
2018	Jason Sanders	0	0	0	34-35	23-31	103
	Myles Gaskin	7	3	4	0-0	0-0	42
	+ Jaylen Waddle	7	1	6	0-0	0-0	42
2019	Jason Sanders	0	0	0	41-44	26-32	119
	Tyreek Hill	9*	1	7	0-0	0-0	54

@ includes 2-point conversion; @@ includes two 2-point conversions; ^ includes touchdown on kickoff return; \* includes touchdown on fumble return

## TACKLES

YEAR	PLAYER	G	SOLO	ASST	TOTAL
1966	Willie West	14	95	23	118
1967	Wahoo McDaniel	14	69	49	118
1968	Frank Emanuel	14	82	37	119
1969	Nick Buoniconti	13	79	35	114
1970	Nick Buoniconti	14	96	49	145
1971	Nick Buoniconti	14	86	40	126
1972	Nick Buoniconti	14	72	74	146
1973	Nick Buoniconti	13	91	71	162
1974	Bob Matheson	14	71	32	103
1975	+ Steve Towle	12	90	74	164
1976	Steve Towle	13	131	86	217
1977	Steve Towle	16	75	63	138
1978	Rusty Chambers	16	85	66	151
1979	Rusty Chambers	16	80	98	178
1980	Bob Baumhower	16	88	47	135
1981	Earnie Rhone	16	120	51	171
1982	Earnie Rhone	9	62	20	82
1983	Bob Brudzinski	16	73	31	104
1984	Mark Brown	16	59	18	77
1985	Mark Brown	15	78	18	96
1986	+ John Offerdahl	15	109	26	135
1987	Jackie Shipp	12	63	16	79
1988	John Offerdahl	16	99	18	117
1989	Barry Krauss	16	100	19	119

## TACKLES

YEAR	PLAYER	G	SOLO	ASST	TOTAL
1990	John Offerdahl	16	98	18	116
1991	Louis Oliver	16	73	15	88
1992	Bryan Cox	16	84	43	127
1993	Bryan Cox	16	87	35	122
1994	Bryan Cox	16	106	41	147
1995	Bryan Cox	16	104	38	142
1996	+ Zach Thomas	16	131	49	180
1997	Zach Thomas	15	107	42	149
1998	Zach Thomas	16	124	36	160
1999	Zach Thomas	16	117	50	167
2000	Brock Marion	16	85	24	109
2001	Zach Thomas	15	112	68	180
2002	Zach Thomas	16	124	71	195
2003	Zach Thomas	15	113	71	184
2004	Zach Thomas	13	95	73	168
2005	Zach Thomas	14	112	54	166
2006	Zach Thomas	16	103	62	165
2007	Channing Crowder	11	61	17	78
2008	Yeremiah Bell	16	100	20	120
2009	Yeremiah Bell	16	92	22	114
2010	Yeremiah Bell	16	83	18	101
2011	Yeremiah Bell	16	81	26	107
2012	Karlos Dansby	16	100	33	133
2013	Philip Wheeler	16	83	35	118
2014	Jelani Jenkins	15	81	27	108
2015	Reshad Jones	16	106	29	135
2016	Kiko Alonso	15	69	46	115
2017	Reshad Jones	16	94	28	122
2018	Kiko Alonso	15	79	46	125
2019	Jerome Baker	16	74	50	124
2020	Jerome Baker	16	69	42	111
2021	Jerome Baker	16	62	30	92
2022	Elandon Roberts	17	65	39	104

## SACKS

**1968:** Mel Branch, 11.0; **1969:** Bill Stanfill, 8.0; **1970:** Bill Stanfill, 6.0; **1971:** Manny Fernandez, 8.0; **1972:** Vern Den Herder, 10.5; **1973:** Bill Stanfill, 18.5; **1974:** Bill Stanfill, 10.0; **1975:** Vern Den Herder, 11.0; **1976:** Don Reese and Bill Stanfill, 4.0; **1977:** +A.J. Duhe, 7.0; **1978:** Vern Den Herder, 11.0; **1979:** Vern Den Herder, 9.0; **1980:** Kim Bokamper and A.J. Duhe, 5.5; **1981:** Bob Baumhower, 9.0; **1982:** Bob Brudzinski, 4.5; **1983:** Doug Betters, 16.0; **1984:** Doug Betters, 14.0; **1985:** Mike Charles, 7.0; **1986:** Mark Brown, 5.0 (47 yards); **1987:** T.J. Turner, 4.0 (34 yards); **1988:** T.J. Turner, 5.0 (22 yards); **1989:** Jeff Cross, 10.0 (94 yards); **1990:** Jeff Cross, 11.5 (95.5 yards); **1991:** Jeff Cross 7.0 (60 yards); **1992:** Bryan Cox 14.0 (115 yards); **1993:** Jeff Cross 10.5 (62 yards); **1994:** Jeff Cross 9.5 (58.5 yards); **1995:** Bryan Cox 7.5 (46 yards); **1996:** Trace Armstrong 12.0 (81.5 yards); **1997:** Trace Armstrong 5.5 (45 yards); **1998:** Trace Armstrong 10.5 (63 yards); **1999:** Rich Owens 8.5 (61 yards); **2000:** Trace Armstrong 16.5 (96.5 yards); **2001:** Jason Taylor 8.5 (44.5 yards); **2002:** #Jason Taylor 18.5 (162.5 yards); **2003:** Adewale Ogunleye 15.0 (71 yards); **2004:** Jason Taylor 9.5 (62.5 yards); **2005:** Jason Taylor 12.0 (80 yards); **2006:** Jason Taylor 13.5 (74 yards); **2007:** Jason Taylor 11.0 (63 yards); **2008:** Joey Porter 17.0 (96 yards); **2009:** Joey Porter 9.0 (46.5 yards); **2010:** Cameron Wake 14.0 (89.5 yards); **2011:** Cameron Wake 8.5 (47.5 yards); **2012:** Cameron Wake 15.0 (92 yards); **2013:** Olivier Vernon 11.5 (65 yards); **2014:** Cameron Wake 11.5 (59.5 yards); **2015:** Olivier Vernon 7.5 (56.5 yards); **2016:** Cameron Wake 11.5 (90.5 yards); **2017:** Cameron Wake 10.5 (72.0 yards); **2018:** Robert Quinn 6.5 (48.0 yards); **2019:** Taco Charlton 5.0 (34.0 yards). **2020:** Emmanuel Ogbah 9.0 (95.5 yards). **2021:** Emmanuel Ogbah 9.0 (64.0 yards). **2022:** Jaelan Phillips 7.0 (38.0 yards)

+ – Rookie

# – League Leader

## DOLPHINS OFFENSE YEAR-BY-YEAR

YEAR	PLAYS	FIRST DOWNS	RUSH YARDS	PASS NET YARDS	TOTAL NET YARDS	NFL RANK* T-R-P	TOTAL POINTS
1966	884	200	1410	2048	3458	22-21-19	213
1967	847	212	1323	2336	3659	17-18-17	219
1968	892	247	1704	2402	4106	12-15-11	276
1969	878	224	1513	2077	3590	23-23-21	233
1970	827	228	2082	1957	4039	11-3-20	297
1971	804	232	2429	1983	4412	5-1-19	315
1972	893	291	2960	2076	5036	1-1-16	385
1973	776	215	2521	1582	4103	9-3-21	343
1974	884	272	2191	2084	4275	11-4-16	327
1975	896	266	2500	2009	4509	11-4-20	357
1976	874	267	2118	2268	4386	13-13-10	263
1977	866	267	2366	1961	4327	10-5-16	313
1978	954	270	2366	2469	4835	13-11-15	372
1979	1006	297	2187	2763	4950	16-17-14	341
1980	1015	284	1876	2688	4564	26-17-24	266
1981	1063	306	2173	3149	5322	16-10-16	345
1982	582	165	1344	1314	2658	19-3-27	198
1983	1033	314	2150	3045	5195	16-13-19	389
1984	1070	387	1918	5018	6936	1-16-1	513
1985	1039	361	1729	4114	5843	6-18-2	428
1986	1011	351	1545	4779	6324	2-25-1	430
1987	1005	331	1662	3876	5538	4-23-1	362
1988	963	321	1205	4516	5721	5-28-1	319
1989	1011	310	1330	4216	5546	7-27-3	331
1990	975	303	1535	3512	5047	11-22-4	336
1991	970	312	1352	3889	5241	7-25-3	343
1992	998	316	1525	3975	5500	5-24-2	340
1993	1030	309	1459	4353	5812	2-25-1	349
1994	1078	344	1658	4420	6078	1-13-2	389
1995	1034	345	1506	4210	5716	8-21-4	398
1996	1000	294	1622	3543	5165	14-19-11	339
1997	1028	311	1343	3792	5135	11-29-2	339
1998	1028	269	1535	3395	4930	16-24-10	321
1999	1071	287	1453	3485	4938	20-22-13t	326
2000	945	251	1894	2567	4461	26-14-27	323
2001	953	263	1664	3157	4821	21-23-19	344
2002	1010	318	2502	2890	5392	15-2-26	378
2003	968	266	1817	2792	4609	24-17-26	311
2004	1022	267	1339	3065	4404	29-31-21	275
2005	1026	274	1898	3300	5198	14-12-16	318
2006	1034	281	1673	3287	4960	20-22-13	260
2007	989	283	1569	3031	4600	28-23-24	267
2008	965	308	1897	3632	5529	12-11-10	345
2009	1088	333	2231	3170	5401	17-4-20	360
2010	1040	300	1643	3527	5170	21-21-16	273
2011	990	287	1987	3091	5078	22-11-23	329
2012	981	288	1802	3182	4984	27-17-26	288
2013	1001	278	1440	3567	5007	27-26-20	317
2014	1040	361	1872	3729	5601	14-12-17	388
2015	977	291	1496	3811	5307	26-23-19	310
2016	912	278	1824	3500	5324	24-9-26	363
2017	995	284	1388	4923	4923	25-29-18	281
2018	878	252	1738	2900	4638	31-18-30	319
2019	1022	315	1156	3804	4960	27-32-12	306
2020	1021	345	1688	3736	5424	22-22-20	404
2021	1097	325	1568	3651	5219	25-30-17	341
2022	1009	342	1686	4511	6197	6-25-4	397

\* 1966-69 are AFL-NFL combined rankings

## DOLPHINS DEFENSE YEAR-BY-YEAR

YEAR	PLAYS	FIRST DOWNS	RUSH YARDS	PASS NET YARDS	TOTAL NET YARDS	NFL RANK* TR-P	TOTAL POINTS
1966	857	237	1510	3101	4611	19-7-22	362
1967	843	269	2145	2835	4980	22-25-17	407
1968	808	240	2172	2712	4884	23-22-20	355
1969	851	206	1489	2637	4126	10-9-16	332
1970	808	228	1453	2551	4004	15-7-22	228
1971	800	214	1661	2000	3661	5-8-6	174
1972	770	186	1548	1749	3297	1-3-5	171
1973	878	195	1991	1290	3281	3-12-1	150
1974	807	208	1624	2182	3806	8-7-16	216
1975	858	224	1768	2021	3789	6-5-6	222
1976	892	268	2411	2670	5081	26-22-28	264
1977	901	227	1749	2233	3982	16-6-24	197
1978	1021	298	2261	2908	5169	23-16-26	254
1979	938	238	1702	2737	4439	4-2-12	257
1980	1062	309	2018	3206	5224	14-15-15	305
1981	1039	296	2032	3331	5363	15-14-19	275
1982	548	147	1285	1027	2312	1-24-1	131
1983	989	288	2037	3002	5039	7-13-8	250
1984	1051	314	2155	3265	5420	19-22-14	298
1985	1034	314	2256	3511	5767	23-23-22	320
1986	1058	337	2493	3557	6050	26t-27-22	405
1987	1013	314	2198	3247	5445	26-25-21	335
1988	1072	359	2506	3275	5781	26-26-14	380
1989	1045	337	2153	3543	5696	24-25-18	379
1990	968	268	1831	2716	4547	7-16-5	242
1991	1019	327	2301	3105	5406	25-27-12	349
1992	976	273	1600	2983	4583	10t-6-14	281
1993	1061	332	1665	3485	5150	20-14-21	351
1994	1000	305	1430	3794	5224	19-6-25	327
1995	1000	309	1675	3569	5244	16-12-19	332
1996	987	306	1536	3655	5191	17-7-24	325
1997	1004	299	1813	3551	5364	26-17-25	327
1998	944	257	1511	2924	4435	3-6-6	265
1999	936	252	1476	2928	4404	5-8-5	336
2000	995	289	1736	2900	4636	6-14-5	226
2001	957	283	1779	2829	4608	5-17-1	290
2002	974	285	1554	3102	4656	3-5-8	301
2003	1014	283	1452	3335	4787	10-5-19	261
2004	1009	281	2302	2592	4894	8-31-2	354
2005	1078	319	1771	3307	5078	18-17-20	317
2006	1005	267	1618	3007	4625	4-8-5	283
2007	983	318	2456	3019	5475	23-32-4	437
2008	979	296	1620	3644	5264	15-10-25	317
2009	968	297	1835	3754	5589	22-18-24	390
2010	988	264	1601	3348	4949	6-7-8	333
2011	1043	310	1530	3992	5522	15-3-25	313
2012	1073	320	1734	3974	5708	21-13-27	317
2013	1106	327	1998	3752	5750	21-24-16	335
2014	1029	309	1937	3557	5494	12-24-6	373
2015	1075	351	2019	4000	6019	25-28-21	389
2016	1088	349	2247	3875	6122	29-30-15	380
2017	989	319	1768	3603	5371	16-14-16	393
2018	1024	350	2325	3932	6257	29-31-21	433
2019	1053	361	2166	4198	6364	30-27-26	494
2020	998	336	1862	4024	5886	20-16-23	338
2021	1081	337	1867	3871	5738	15-14-16	373
2022	1086	336	1751	3992	5743	18-4-27	399

\* 1966-69 are AFL-NFL combined rankings

## DOLPHINS IN OVERTIME

LOCATION	W	L	T	WON TOSS	LOST TOSS
HOME*	13	11	1	14	11
ROAD*	7	13	0	8	12
TOTALS	20	24	1	22	23

\* Home record includes 1-1 mark in playoffs; Road record includes 1-0 mark in playoffs

When they have won the toss, the Dolphins are 13-9 (9-5 home, 4-4 road).

When they have lost the toss, the Dolphins are 7-15-1 (4-6-1 home, 3-9 road).

**\*Dec. 25, 1971 – Miami 27, at Kansas City 24 (2 OT):** Chiefs win toss. Jan Stenerud has 42-yard FG attempt blocked by Nick Buoniconti of Dolphins. Teams trade punts. Garo Yepremian misses FG try from 52 yards. K.C. QB Len Dawson is intercepted by Jake Scott and teams trade punts. Yepremian kicks a 37-yard FG at 7:40 of the second overtime.

**Dec. 14, 1975 – at Baltimore 10, Miami 7:** Dolphins win toss. Miami is forced to punt. Colts drive from their own 4 to the Miami 14. Toni Linhart kicks 31-yard FG at 12:44.

**Oct. 17, 1976 – Kansas City 20, at Miami 17:** Chiefs win toss. Kansas City punts and Miami drives to 20-yard line of Chiefs. Norm Bulaich fumbles into end zone and K.C. recovers for touchback. Chiefs drive to Miami 17 and Jan Stenerud kicks 34-yard FG at 14:48.

**Nov. 18, 1979 – at Cleveland 30, Miami 24:** Browns win toss. Brian Sipe throws 39-yard TD pass to Reggie Rucker at 1:59.

**Nov. 20, 1980 – San Diego 27, at Miami 24:** Chargers win toss. San Diego is forced to punt, but Woodrow Lowe intercepts David Woodley at the end of the Dolphins. Rolf Benirschke kicks 28-yard FG for Chargers at 7:14.

**Dec. 8, 1980 – at Miami 16, New England 13:** Dolphins win toss. Miami drives from its own 13 to the 5 of New England with the big play being a 54-yard pass to Duriel Harris from David Woodley. Uwe von Schamann kicks 23-yard FG at 3:20.

**Oct. 4, 1981 – at Miami 28, N.Y. Jets 28 (tie):** Jets win toss. Teams trade punts twice. Pat Leahy of Jets misses 48-yard FG attempt near end of OT period.

**Nov. 8, 1981 – Miami 30, at New England 27:** Dolphins win toss. Miami punts, but Bob Brudzinski intercepts Steve Grogan at New England 45 and returns it to 26 of the Pats. Thirteen yards is tacked on for unnecessary roughness on tackle of Brudzinski, before Uwe von Schamann kicks 30-yard FG at 7:09.

**\*Jan. 2, 1981 – San Diego 41, at Miami 38:** Chargers win toss. Rolf Benirschke misses 27-yard FG for San Diego and Uwe von Schamann of Miami has 34-yard FG blocked by Leroy Jones of Chargers. Benirschke kicks 29-yard FG at 13:52.

**Oct. 9, 1983 – Buffalo 38, at Miami 35:** Dolphins win toss. Uwe von Schamann misses FGs of 52 and 43 yards for Miami. Joe Danelo kicks 36-yard FG at 13:58.

**Nov. 18, 1984 – at San Diego 34, Miami 28:** Chargers win toss. Buford McGee runs for 25-yard TD at 3:17.  
Sept. 21, 1986 – at N.Y. Jets 51, Miami 45: Jets win toss. Ken O'Brien throws a 43-yard TD pass to Wesley Walker at 2:35.

**Sept. 21, 1986 – at N.Y. Jets 51, Miami 45:** Jets win toss. Ken O'Brien throws a 43-yard TD pass to Wesley Walker at 2:35.

**Dec. 14, 1986 – Miami 37, at L.A. Rams 31:** Dolphins win toss. Dan Marino throws a 20-yard TD pass to Mark Duper at 3:04.

**Oct. 18, 1987 – at N.Y. Jets 37, Miami 31:** Jets win toss. Both teams exchange punts, then interceptions before Jets take over on another Dolphin interception. Pat Ryan passes eight yards to Eddie Hunter at 14:26.

**Oct. 25, 1987 – Buffalo 34, at Miami 31:** Bills win toss. Scott Norwood kicks 27-yard FG at 4:12.

**Oct. 8, 1989 – at Miami 13, Cleveland 10:** Browns win toss. Cleveland drives to Miami 26-yard line, but Matt Bahr misses 44-yard FG. Miami drives 55 yards and Pete Stoyanovich kicks 35-yard FG at 6:28.

**Dec. 9, 1990 – at Miami 23, Philadelphia 20:** Eagles win toss. Both teams exchange punts, then Eagles' Jeff Feagles boots 23-yard punt. Miami drives 35 yards and Pete Stoyanovich kicks 39-yard FG at 12:32.

**Nov. 24, 1991 – Miami 16, at Chicago 13:** Dolphins win toss. Pete Stoyanovich kicks 27-yard FG at 4:11.

**Dec. 22, 1991 – N.Y. Jets 23, at Miami 20:** Dolphins win toss. Miami is forced to punt. Raul Allegre kicks 30-yard FG at 6:15.

**Dec. 27, 1992 – Miami 16, at New England 13:** Patriots win toss. New England is forced to punt. Pete Stoyanovich kicks 35-yard FG at 6:43.

**Jan. 2, 1994 – at New England 33, Miami 27:** Dolphins win toss. Miami is forced to punt. Dolphins intercept pass but are forced to punt. Drew Bledsoe passes 36 yards to Michael Timpson for touchdown at 10:14.

**Oct. 16, 1994 – at Miami 20, L.A. Raiders 17:** Dolphins win toss. Pete Stoyanovich kicks 29-yard FG at 5:46.

**Nov. 20, 1994 – at Pittsburgh 16, Miami 13:** Steelers win toss. Pittsburgh stopped on fourth down. Dolphins forced to punt. Gary Anderson kicks 39-yard FG at 10:19.

**Oct. 8, 1995 – Indianapolis 27, at Miami 24:** Colts win toss. Cary Blanchard kicks 27-yard FG at 4:58.

**Sept. 7, 1997 – at Miami 16, Tennessee 13:** Dolphins win toss. Olindo Mare kicks 29-yard FG at 12:45.

**Oct. 27, 1997 – Chicago 36, at Miami 33:** Dolphins win toss. Both teams exchange punts, then Dan Marino is sacked and fumbles on Dolphins 17-yard line. Jeff Jaeger kicks 35-yard FG at 5:35.

**Oct. 25, 1998 – at Miami 12, New England 9:** Dolphins win toss. Olindo Mare kicks 43-yard FG at 10:24.

**Oct. 23, 2000 – at N.Y. Jets 40, Miami 37:** Dolphins win toss. Marcus Coleman intercepts Jay Fiedler pass then fumbles and Oronde Gadsden recovers. Coleman intercepts Fiedler again. John Hall kicks 40-yard field goal at 8:13.

**\*Dec. 30, 2000 – at Miami 23, Indianapolis 17:** Dolphins win toss. Miami forced to punt. Mike Vanderjagt misses 49-yard field goal wide right. Lamar Smith scores on 17-yard touchdown run at 3:34.

**Dec. 29, 2002 – at New England 27, Miami 24:** Patriots win toss. Adam Vinatieri kicks 35-yard FG at 12:57.

**Oct. 19, 2003 – New England 19, at Miami 13:** Dolphins win toss. Olindo Mare misses 35-yard FG. Patriots forced to punt. Tyrone Poole intercepts a Jay Fiedler pass on Patriots 18. Tom Brady connects with Troy Brown for an 82-yard TD pass on the following play at 9:15.

**Nov. 16, 2003 – at Miami 9, Baltimore 6:** Dolphins win toss. Miami forced to punt. Four plays afterward, Zach Thomas recovers a Jamal Lewis fumble at the Ravens 33, leading to an Olindo Mare 43-yard FG at 6:12.

**Sept. 9, 2007 – at Washington 16, Miami 13:** Washington wins toss. Shaun Suisham kicks 39-yard FG at 9:24.

**Dec. 16, 2007 – at Miami 22, Baltimore 16:** Ravens win toss. Matt Stover misses 44-yard FG wide left. Three plays later, Cleo Lemon connects with Greg Camarillo for a 64-yard touchdown at 8:14.

**Dec. 20, 2009 – at Tennessee 27, Miami 24:** Dolphins win toss. Chad Henne throws interception. Rob Bironas kicks 46-yard FG at 11:24.

**Oct. 17, 2010 – Miami 23, at Green Bay 20:** Dolphins win toss. Miami and Packers forced to punt. Dan Carpenter kicks 44-yard FG at 9:06.

**Oct. 23, 2011 – Denver 18, at Miami 15:** Dolphins win toss. Miami and Broncos forced to punt. Matt Moore fumbles. Matt Prater kicks 52-yard FG at 7:29.

**Sept. 23, 2012 – N.Y. Jets 23, at Miami 20:** Jets win toss. Jets forced to punt. Dan Carpenter misses 48-yard FG wide left. Nick Folk kicks 33-yard FG at 6:04.

**Sept. 30, 2012 – at Arizona 24, Miami 21:** Cardinals win toss. Cardinals forced to punt. Ryan Tannehill throws interception. Jay Feely kicks 46-yard FG at 8:34.

**Oct. 31, 2013 – at Miami 22, Cincinnati 20:** Dolphins win toss. Teams exchange punts. Brandon Fields punt down on Cincinnati 8. Cameron Wake sacks Andy Dalton in end zone for safety at 6:42.

**Sept. 25, 2016 – at Miami 30, Cleveland 24:** Browns win toss but elect to kick. Teams exchange punts. Ryan Tannehill hits Jarvis Landry for 32-yard gain. Jay Ajayi rushes for 11-yard touchdown at 8:26.

**Dec. 24, 2016 – Miami 34, at Buffalo 31:** Bills win toss. Dan Carpenter misses 45-yard field goal wide right. Teams exchange punts. Jay Ajayi rushes for 57 yards to Buffalo 28. Six plays later, Andrew Franks kicks 27-yard field goal at 0:47.

**Oct. 14, 2018 – at Miami 31, Chicago 28:** Dolphins win toss. Frank Gore rushes for 32 yards to Chicago 7. Kenyan Drake fumbles at Chicago 1. Cody Parkey misses 53-yard field goal wide right. Four plays later, Jason Sanders kicks 47-yard field goal as time expires.

**Dec. 22, 2019 – at Miami 38, Cincinnati 35:** Dolphins win toss. Teams exchange punts twice. Ryan Fitzpatrick connects with Mike Gesicki for 14-yard gain and then Isaiah Ford for 28-yard gain. Four plays later, Jason Sanders kicks 37-yard field goal as time expires.

**Sept. 26, 2021 – at Las Vegas 31, Miami 28:** Raiders win toss. Teams exchange field goals. Derek Carr hits Bryan Edwards for 34-yard gain and then Peyton Barber rushes for 27 yards. Five plays later, Daniel Carlson kicks 22-yard field goal as time expired.

*\*Playoff Game*



# LARGEST COMEBACKS

## DOLPHINS

MARGIN	SCORE/QUARTER	FINAL SCORE	DATE	OPPONENT
1. 24 points	0-24 (2nd)	34-27	12/15/74	NEW ENGLAND
2. 21 points	0-21 (2nd)	24-23	12/4/05	BUFFALO
21 points	14-35 (4th)	42-38	9/18/22	at Baltimore
3. 18 points	3-21 (2nd)	24-21	11/14/71	PITTSBURGH
18 points	3-21 (2nd)	24-21	1/4/86	CLEVELAND*
18 points	6-24 (3rd)	28-24	11/27/94	at N.Y. Jets
6. 17 points	0-17 (3rd)	21-17	11/10/68	at Buffalo
17 points	3-20 (2nd)	31-23	11/12/89	at N.Y. Jets
17 points	0-17 (2nd)	28-20	10/29/00	GREEN BAY
17 points	0-17 (3rd)	20-17	10/15/17	at Atlanta

NOTE: Miami's largest fourth-quarter comeback was from a 21-point deficit (14-35 to 42-38) against Baltimore on September 18, 2022.

## OPPONENTS

MARGIN	SCORE/QUARTER	FINAL SCORE	DATE	OPPONENT
1. 23 points	7-30 (4th)	40-37 (OT)	10/23/00	at N.Y. Jets
2. 21 points	0-21 (2nd)	34-31 (OT)	10/25/87	BUFFALO
21 points	3-24 (3rd)	27-24 (OT)	10/8/95	INDIANAPOLIS
21 points	3-24 (2nd)	46-34	10/25/09	NEW ORLEANS
5. 18 points	10-28 (2nd)	45-28	10/9/77	at Baltimore
6. 17 points	0-17 (3rd)	21-17	10/14/01	at N.Y. Jets
17 points	0-17 (3rd)	27-24	12/14/11	at New England
17 points	0-17 (3rd)	27-17	10/7/18	at Cincinnati

\* Playoff Game

# DOLPHINS' 10 LARGEST MARGINS

## ...OF VICTORY

MARGIN	SCORE	DATE	OPPONENT
1. 52 points	52-0	11/12/72	NEW ENGLAND
2. 44 points	44-0	11/11/73	BALTIMORE
3. 43 points	43-0	10/19/75	at N.Y. Jets
4. 42 points	42-0	9/10/78	at Baltimore
42 points	45-3	11/24/86	N.Y. JETS
42 points	42-0	10/11/87	KANSAS CITY
7. 41 points	55-14	11/24/77	at St. Louis
8. 38 points	45-7	12/20/70	BUFFALO
38 points	41-3	10/17/71	NEW ENGLAND
38 points	52-14	9/3/95	N.Y. JETS

## ...OF DEFEAT

MARGIN	SCORE	DATE	OPPONENT
1. 55 points	62-7	1/15/00	at Jacksonville*
2. 49 points	59-10	9/8/19	BALTIMORE
3. 45 points	48-3	9/28/68	KANSAS CITY
4. 43 points	43-0	9/15/19	NEW ENGLAND
5. 41 points	41-0	10/8/67	at Kansas City
41 points	41-0	12/14/97	at Indianapolis
7. 40 points	40-0	10/26/17	at Baltimore
8. 35 points	35-0	11/1/70	at Baltimore
35 points	42-7	10/13/91	at Kansas City
35 points	38-3	1/9/99	at Denver*
35 points	35-0	9/19/21	vs. Buffalo

\* Playoff Game

# DOLPHINS HOME AND AWAY

(Regular Season)

YEAR	HOME	PCT.	ROAD	PCT.	OVERALL	PCT.
1966	2-5	.286	1-6	.143	3-11	.214
1967	4-3	.571	0-7	.000	4-10	.286
1968	1-5-1	.214	4-3	.571	5-8-1	.393
1969	2-4-1*	.357	1-6*	.143	3-10-1	.250
1970	6-1	.857	4-3	.571	10-4	.714
1971	6-1	.857	4-2-1	.643	10-3-1	.750
1972	7-0	1.000	7-0	1.000	14-0	1.000
1973	7-0	1.000	5-2	.714	12-2	.857
1974	7-0	1.000	4-3	.571	11-3	.786
1975	5-2	.714	5-2	.714	10-4	.714
1976	3-4	.429	3-4	.429	6-8	.429
1977	6-1	.857	4-3	.571	10-4	.714
1978	7-1	.875	4-4	.500	11-5	.688
1979	6-2	.750	4-4	.500	10-6	.625
1980	5-3	.625	3-5	.375	8-8	.500
1981	6-1-1	.813	5-3	.625	11-4-1	.719
1982	4-0	1.000	3-2	.600	7-2	.778
1983	7-1	.875	5-3	.625	12-4	.750
1984	7-1	.875	7-1	.875	14-2	.875
1985	8-0	1.000	4-4	.500	12-4	.750
1986	4-4	.500	4-4	.500	8-8	.500
1987	4-3	.571	4-4	.500	8-7	.533
1988	4-4	.500	2-6	.250	6-10	.375
1989	4-4	.500	4-4	.500	8-8	.500
1990	7-1	.875	5-3	.625	12-4	.750
1991	5-3	.625	3-5	.375	8-8	.500
1992	6-2	.750	5-3	.625	11-5	.688
1993	4-4	.500	5-3	.625	9-7	.563
1994	6-2	.750	4-4	.500	10-6	.625
1995	5-3	.625	4-4	.500	9-7	.563
1996	4-4	.500	4-4	.500	8-8	.500
1997	6-2	.750	3-5	.375	9-7	.563
1998	7-1	.875	3-5	.375	10-6	.625
1999	5-3	.625	4-4	.500	9-7	.563
2000	5-3	.625	6-2	.750	11-5	.688
2001	7-1	.875	4-4	.500	11-5	.688
2002	7-1	.875	2-6	.250	9-7	.563
2003	4-4	.500	6-2	.750	10-6	.625
2004	3-5	.375	1-7	.125	4-12	.250
2005	5-3	.625	4-4	.500	9-7	.563
2006	4-4	.500	2-6	.250	6-10	.375
2007	1-7#	.125	0-8	.000	1-15	.063
2008	5-3	.625	6-2	.750	11-5	.688
2009	4-4	.500	3-5	.375	7-9	.438
2010	1-7	.125	6-2	.750	7-9	.438
2011	4-4	.500	2-6	.250	6-10	.375
2012	5-3	.625	2-6	.250	7-9	.438
2013	4-4	.500	4-4	.500	8-8	.500
2014	4-4	.500	4-4@	.500	8-8	.500
2015	3-5^	.375	3-5	.375	6-10	.375
2016	6-2	.750	4-4	.500	10-6	.625
2017	4-4&	.500	2-6	.250	6-10	.375
2018	6-2	.750	1-7	.125	7-9	.438
2019	3-5	.375	2-6	.250	5-11	.313
2020	5-3	.625	5-3	.625	10-6	.625
2021	6-3	.667	3-5\$	.375	9-8	.529
2022	6-2	.750	3-6	.333	9-8	.529
<b>TOTALS</b>	<b>279-158-3</b>	<b>.638</b>	<b>206-235-1</b>	<b>.467</b>	<b>485-393-4</b>	<b>.552</b>

\* Includes 38-23 loss to Boston at Tampa. # Includes 13-10 loss to N.Y. Giants at London, England. @ Includes 38-14 win over Oakland at London, England. ^ Includes 27-14 loss to N.Y. Jets at London, England. & Includes 20-0 loss to New Orleans at London, England. \$ Includes 20-23 loss to Jacksonville at London, England.

# DOLPHINS MONTH BY MONTH

(Regular Season)

YEAR	SEPTEMBER	OCTOBER	NOVEMBER	DECEMBER	JANUARY	RECORD
1966	0-3	2-2	0-4	1-2	0-0	3-11
1967	1-1	0-4	1-3	2-2	0-0	4-10
1968	0-3	2-1-1	2-2	1-2	0-0	5-8-1
1969	0-3	1-2-1	1-4	1-1	0-0	3-10-1
1970	1-1	3-1	3-2	3-0	0-0	10-4
1971	1-0-1	4-1	4-0	1-2	0-0	10-3-1
1972	2-0	5-0	4-0	3-0	0-0	14-0
1973	2-1	4-0	4-0	2-1	0-0	12-2
1974	2-1	3-1	3-1	3-0	0-0	11-3
1975	1-1	4-0	2-2	3-1	0-0	10-4
1976	2-1	2-3	1-3	1-1	0-0	6-8
1977	2-0	3-2	3-1	2-1	0-0	10-4
1978	2-2	4-1	2-2	3-0	0-0	11-5
1979	4-1	2-2	3-2	1-1	0-0	10-6
1980	3-1	1-3	2-3	2-1	0-0	8-8
1981	4-0	1-2-1	3-2	3-0	0-0	11-4-1
1982	2-0	0-0	1-1	3-1	1-0	7-2
1983	3-1	3-2	3-1	3-0	0-0	12-4
1984	5-0	4-0	3-1	2-1	0-0	14-2
1985	3-1	2-2	3-1	4-0	0-0	12-4
1986	1-3	2-2	3-2	2-1	0-0	8-8
1987	1-1	1-3	3-2	3-1	0-0	8-7
1988	1-3	4-1	0-4	1-2	0-0	6-10
1989	1-2	3-2	3-1	1-3	0-0	8-8
1990	3-1	3-0	3-1	3-2	0-0	12-4
1991	2-3	1-2	3-1	2-2	0-0	8-8
1992	3-0	3-1	2-3	3-1	0-0	11-5
1993	2-1	4-0	3-1	0-4	0-1	9-7
1994	3-1	3-1	2-2	2-2	0-0	10-6
1995	3-0	2-3	1-3	3-1	0-0	9-7
1996	3-1	1-3	2-2	2-2	0-0	8-8
1997	2-2*	3-1	3-2	1-2	0-0	9-7
1998	3-0	2-2	3-2	2-2	0-0	10-6
1999	2-0	4-1	2-2	1-3	0-1	9-7
2000	3-1	3-1	3-1	2-2	0-0	11-5
2001	2-1	2-1	3-1	3-2	1-0	11-5
2002	3-1	2-1	2-2	2-3	0-0	9-7
2003	2-1	3-1	3-2	2-2	0-0	10-6
2004	0-3	1-3	1-3	2-2	0-1	4-12
2005	2-1	1-3	1-3	4-0	1-0	9-7
2006	1-2	0-4	4-0	1-4	0-0	6-10
2007	0-4	0-4	0-3	1-4	0-0	1-15
2008	1-2	2-2	4-1	4-0	0-0	11-5
2009	0-3	2-1	3-2	2-2	0-1	7-9
2010	2-1	2-2	2-2	1-3	0-1	7-9
2011	0-3	0-4	3-1	2-2	1-0	6-10
2012	1-3	3-0	1-3	2-3	0-0	7-9
2013	3-1	1-3	1-2	3-2	0-0	8-8
2014	2-2	2-1	2-2	2-3	0-0	8-8
2015	1-2	2-2	1-3	1-3	1-0	6-10
2016	1-3	2-1	4-0	3-1	0-1	10-6
2017	1-1	3-2	0-4	2-3	0-0	6-10
2018	3-1	1-3	1-2	2-3	0-0	7-9
2019	0-4	0-3	2-2	3-2	0-0	5-11
2020	1-2	2-1	4-1	3-1	0-1	10-6
2021	1-2	0-5	4-0	3-0	1-1	9-8
2022	3-1	2-2	3-0	0-4	1-1	9-8
<b>TOTALS</b>	<b>103-84-1</b>	<b>122-101-3</b>	<b>133-103</b>	<b>120-96</b>	<b>7-9</b>	<b>485-393-4</b>

\* includes August 31, 1997, 16-10 win over Indianapolis

# PRIME TIME DOLPHINS

YEAR	DATE	OPPONENT	SCORE	W/L	NETWORK	ATTENDANCE
1970	Mon., Nov. 30	at Atlanta	20-7	W	ABC	53,303
1971	Mon., Nov. 29	CHICAGO	34-3	W	ABC	73,071
1972	Mon., Nov. 27	ST. LOUIS	31-10	W	ABC	78,190
1973	Mon., Oct. 15	at Cleveland	17-9	W	ABC	72,070
1973	Mon., Dec. 3	PITTSBURGH	30-26	W	ABC	68,901
1974	Mon., Oct. 7	N.Y. JETS	21-17	W	ABC	61,527
1974	Mon., Dec. 2	CINCINNATI	24-3	W	ABC	71,962
1975	Mon., Sept. 22	OAKLAND	21-31	L	ABC	78,744
1975	Mon., Dec. 1	NEW ENGLAND	20-7	W	ABC	61,963
1976	Mon., Sept. 13	at Buffalo	30-21	W	ABC	77,683
1976	Mon., Nov. 22	BALTIMORE	16-17	L	ABC	62,104
1977	Mon., Dec. 5	BALTIMORE	17-6	W	ABC	68,977
1978	Mon., Oct. 9	CINCINNATI	21-0	W	ABC	54,729
1978	Mon., Nov. 20	at Houston	30-35	L	ABC	50,290
1978	Mon., Dec. 18	NEW ENGLAND	23-3	W	ABC	72,071
1979	Mon., Oct. 8	at Oakland	3-13	L	ABC	52,419
1979	Mon., Nov. 5	HOUSTON	6-9	L	ABC	70,273
1979	Thur., Nov. 29	NEW ENGLAND	39-24	W	ABC	69,174
1980	Mon., Oct. 27	at N.Y. Jets	14-17	L	ABC	53,046
1980	Thur., Nov. 20	SAN DIEGO	24-27	L (OT)	ABC	63,013
1980	Mon., Dec. 8	NEW ENGLAND	16-13	W (OT)	ABC	63,292
1981	Thur., Sept. 10	PITTSBURGH	30-10	W	ABC	74,190
1981	Mon., Oct. 12	at Buffalo	21-31	L	ABC	78,576
1981	Mon., Nov. 30	PHILADELPHIA	13-10	W	ABC	67,797
1982	Mon., Nov. 29	at Tampa Bay	17-23	L	ABC	54,854
1982	Mon., Dec. 27	BUFFALO	27-10	W	ABC	73,924
1983	Mon., Sept. 19	at L.A. Raiders	14-27	L	ABC	57,796
1983	Mon., Nov. 28	CINCINNATI	38-14	W	ABC	74,506
1983	Fri., Dec. 16	N.Y. JETS	34-14	W	ABC	59,975
1984	Mon., Sept. 17	at Buffalo	21-17	W	ABC	65,455
1984	Mon., Nov. 26	N.Y. JETS	28-17	W	ABC	74,884
1984	Mon., Dec. 17	DALLAS	28-21	W	ABC	74,139
1985	Mon., Oct. 14	at N.Y. Jets	7-23	L	ABC	73,807
1985	Mon., Dec. 2	CHICAGO	38-24	W	ABC	75,594
1985	Mon., Dec. 16	NEW ENGLAND	30-27	W	ABC	69,489
1986	Mon., Nov. 10	at Cleveland	16-26	L	ABC	77,949
1986	Mon., Nov. 24	N.Y. JETS	45-3	W	ABC	70,206
1986	Mon., Dec. 22	NEW ENGLAND	27-34	L	ABC	74,516
1987	Sun., Nov. 22	at Dallas	20-14	W	ESPN	56,519
1987	Mon., Dec. 7	N.Y. JETS	37-28	W	ABC	62,592
1987	Sun., Dec. 20	WASHINGTON	23-21	W	ESPN	65,715
1987	Mon., Dec. 28	NEW ENGLAND	10-24	L	ABC	61,192
1988	Mon., Nov. 14	BUFFALO	6-31	L	ABC	67,091
1988	Sun., Nov. 20	NEW ENGLAND	3-6	L	ESPN	53,526
1988	Mon., Dec. 12	CLEVELAND	38-31	W	ABC	61,884
1989	Sun., Dec. 10	NEW ENGLAND	31-10	W	ESPN	55,918
1990	Thur., Oct. 18	NEW ENGLAND	17-10	W	TNT	62,630
1990	Mon., Nov. 19	L.A. RAIDERS	10-13	L	ABC	70,553
1990	Sun., Dec. 9	PHILADELPHIA	23-20	W (OT)	ESPN	67,034
1991	Sun., Nov. 10	NEW ENGLAND	30-20	W	ESPN	56,065
1991	Mon., Nov. 18	BUFFALO	27-41	L	ABC	71,062
1991	Mon., Dec. 9	CINCINNATI	37-13	W	ABC	60,616
1992	Mon., Sept 14	at Cleveland	27-23	W	ABC	74,765
1992	Mon., Nov. 16	BUFFALO	20-26	L	ABC	70,629
1992	Mon., Dec. 14	L.A. RAIDERS	20-7	W	ABC	67,098
1992	Sun., Dec. 20	N.Y. JETS	19-17	W	ESPN	68,275
1993	Mon., Oct. 4	WASHINGTON	17-10	W	ABC	68,568
1993	Sun., Oct. 24	INDIANAPOLIS	41-27	W	TNT	57,301
1993	Mon., Dec 13	PITTSBURGH	20-21	L	ABC	70,232
1993	Mon., Dec. 27	at San Diego	20-45	L	ABC	60,311
1994	Sun., Oct. 2	at Cincinnati	23-7	W	TNT	55,056
1994	Sun., Dec. 4	BUFFALO	31-42	L	ESPN	69,358
1994	Mon., Dec. 12	KANSAS CITY	45-28	W	ABC	71,578
1994	Sun., Dec. 25	DETROIT	27-20	W	ESPN	70,980
1995	Mon., Sept. 18	PITTSBURGH	23-10	W	ABC	72,874
1995	Sun., Nov. 5	at San Diego	24-14	W	ESPN	61,996
1995	Mon., Nov. 20	SAN FRANCISCO	20-44	L	ABC	73,080
1995	Mon., Dec. 11	KANSAS CITY	13-6	W	ABC	70,321

YEAR	DATE	OPPONENT	SCORE	W/L	NETWORK	ATTENDANCE
1996	Sun., Sept. 8	at Arizona	38-10	W	TNT	55,444
1996	Mon., Sept. 23	at Indianapolis	6-10	L	ABC	60,891
1996	Mon., Nov. 25	PITTSBURGH	17-24	L	ABC	73,489
1996	Mon., Dec. 16	BUFFALO	16-14	W	ABC	67,016
1997	Sun., Sept. 21	at Tampa Bay	21-31	L	TNT	73,314
1997	Mon., Oct. 27	CHICAGO*	33-36	L (OT)	ABC	73,156
1997	Mon., Nov. 17	BUFFALO	30-13	W	ABC	74,155
1997	Sun., Dec. 7	DETROIT	33-30	W	ESPN	72,266
1997	Mon., Dec. 22	NEW ENGLAND	12-14	L	ABC	74,379
1998	Mon., Oct. 12	at Jacksonville	21-28	L	ABC	74,051
1998	Mon., Nov. 23	at New England	23-26	L	ABC	58,729
1998	Sun., Dec. 13	N.Y. JETS	16-21	L	ESPN	74,369
1998	Mon., Dec. 21	DENVER	31-21	W	ABC	74,363
1999	Mon., Sept. 13	at Denver	38-21	W	ABC	75,623
1999	Mon., Oct. 4	BUFFALO	18-23	L	ABC	74,073
1999	Sun., Nov. 7	TENNESSEE	17-0	W	ESPN	74,109
1999	Mon., Dec. 27	N.Y. JETS	31-38	L	ABC	74,230
2000	Sun., Sept. 17	BALTIMORE	19-6	W	ESPN	73,464
2000	Mon., Oct. 23	at N.Y. Jets	37-40	L (OT)	ABC	78,389
2001	Sun., Sept. 9	at Tennessee	31-23	W	ESPN	68,798
2001	Mon., Dec. 10	INDIANAPOLIS	41-6	W	ABC	73,858
2002	Sun., Oct. 13	at Denver	24-22	W	ESPN	75,941
2002	Mon., Nov. 4	at Green Bay	10-24	L	ABC	63,284
2002	Sun., Nov. 10	at N.Y. Jets	10-13	L	ESPN	78,920
2002	Mon., Dec. 9	CHICAGO	27-9	W	ABC	73,609
2003	Sun., Sept. 21	BUFFALO	17-7	W	ESPN	73,458
2003	Mon., Oct. 27	at San Diego#	26-10	W	ABC	73,014
2003	Sun., Nov. 23	WASHINGTON	24-23	W	ESPN	73,578
2003	Mon., Dec. 15	PHILADELPHIA	27-34	L	ABC	73,780
2004	Sun., Sept. 19	at Cincinnati	13-16	L	ESPN	65,705
2004	Sun., Sept. 26	PITTSBURGH@	3-13	L	CBS	72,225
2004	Mon., Nov. 1	at N.Y. Jets	14-41	L	ABC	78,216
2004	Mon., Dec. 20	NEW ENGLAND	29-28	W	ABC	73,629
2004	Sun., Dec. 26	CLEVELAND	10-7	W	ESPN	73,169
2005	Fri., Oct. 21	KANSAS CITY%	20-30	L	CBS	68,350
2006	Thur., Sept. 7	at Pittsburgh	17-28	L	NBC	64,927
2006	Mon., Dec. 25	N.Y. JETS	10-13	L	ESPN	73,500
2007	Mon., Nov. 26	at Pittsburgh	0-3	L	ESPN	57,704
2009	Mon., Sept. 21	INDIANAPOLIS	23-27	L	ESPN	66,227
2009	Mon., Oct. 12	N.Y. JETS	31-27	W	ESPN	69,767
2009	Thur., Nov. 19	at Carolina	24-17	W	NFLN	73,475
2010	Sun., Sept. 26	N.Y. JETS	23-31	L	NBC	70,481
2010	Mon., Oct. 4	NEW ENGLAND	14-41	L	ESPN	69,090
2010	Thur., Nov. 18	CHICAGO	0-16	L	NFLN	68,752
2011	Mon., Sept. 12	NEW ENGLAND	24-38	L	ESPN	66,860
2011	Mon., Oct. 17	at N.Y. Jets	6-24	L	ESPN	78,912
2012	Thurs., Nov. 11	at Buffalo	14-19	L	NFLN	69,118
2013	Mon., Sept. 30	at New Orleans	17-38	L	ESPN	73,118
2013	Thur., Oct. 31	Cincinnati	22-20	W (OT)	NFLN	52,388
2013	Mon. Nov. 11	at Tampa Bay	19-22	L	ESPN	64,448
2014	Thurs., Nov. 13	BUFFALO	22-9	W	NFLN	71,573
2014	Mon., Dec. 1	at N.Y. Jets	16-13	W	ESPN	78,160
2015	Thur., Oct. 29	at New England	7-36	L	NFLN	66,829
2015	Mon., Dec. 14	N.Y. Giants	24-31	L	ESPN	65,408
2016	Thur., Sept. 29	at Cincinnati	7-22	L	NFLN	60,834
2016	Sat., Dec. 17	at N.Y. Jets	34-13	W	NFLN	78,160
2017	Thur., Oct. 26	at Baltimore	0-40	L	CBS/NFLN/ Amazon	70,408
2017	Sun., Nov. 5	OAKLAND	24-27	L	NBC	65,139
2017	Mon., Nov. 13	at Carolina	21-45	L	ESPN	72,790
2017	Mon., Dec. 11	NEW ENGLAND	27-20	W	ESPN	65,548
2018	Thur., Oct. 25	at Houston	23-42	L	FOX/NFLN/ Amazon	71,726
2019	Mon., Oct. 28	at Pittsburgh	14-27	L	ESPN	59,244

YEAR	DATE	OPPONENT	SCORE	W/L	NETWORK	ATTENDANCE
2020	Thur., Sept. 24	at Jacksonville	31-13	W	NFLN	16,563
2020	Sat., Dec. 26	at Las Vegas	26-25	W	NFLN	0
2021	Thur., Nov. 11	BALTIMORE	22-10	W	FOX/NFLN/ Amazon	65,948
2021	Mon., Dec. 27	at New Orleans	20-3	W	ESPN	69,170
2022	Thur., Sept. 29	at Cincinnati	15-27	L	Prime Video	67,260
2022	Sun., Oct. 23	PITTSBURGH	16-10	W	NBC	66,224
2022	Sun., Dec. 11	at L.A. Chargers	17-23	L	NBC	70,240
2022	Sat., Dec. 17	at Buffalo	29-32	L	NFLN	70,794

**TOTALS: 43-43 Monday Night (34-22 home, 9-21 road); 30-21 Other (20-9 home, 10-12 road)**

\* Game originally scheduled for Sun., Oct. 26 postponed to Mon., Oct. 27 due to Game 7 of World Series.

# Game played at Sun Devil Stadium in Tempe, Ariz. due to California wildfires.

@ Game originally scheduled to start at 1:00 p.m. but moved back to 8:30 p.m. because of Hurricane Jeanne.

% Game originally scheduled for Sunday, October 23 at 1:00 p.m. but moved up to Friday, October 21 at 7:00 p.m. because of the impending arrival of Hurricane Wilma.

## DOLPHINS' 10 LARGEST CROWDS

### HOME (Modernized Hard Rock Stadium, 2015-22)@

	ATTENDANCE	DATE	OPPONENT	RESULT	W/L
1.	66,563	11/13/22	Cleveland	39-17	W
2.	66,514	1/9/22	New England	33-24	W
3.	66,429	1/8/23	N.Y. Jets	11-6	W
4.	66,328	12/25/22	Green Bay	20-26	L
5.	66,224	10/23/22	Pittsburgh	16-10	W
6.	66,206	9/25/22	Buffalo	21-19	W
7.	66,205	11/27/22	Houston	30-15	W
8.	66,163	1/1/17	New England	14-35	L
9.	66,100	10/16/22	Minnesota	16-24	L
10.	66,087	12/9/18	New England	34-33	W

### HOME (Hard Rock Stadium, 1987-14)@

	ATTENDANCE	DATE	OPPONENT	RESULT	W/L
1.	75,283	10/27/96	Dallas	10-29	L
2.	74,379	12/22/97	New England	12-14	L
3.	74,369	12/13/98	N.Y. Jets	16-21	L
4.	74,363	12/21/98	Denver	31-21	W
5.	74,320	11/19/00	N.Y. Jets	3-20	L
6.	74,307	12/10/00	Tampa Bay	13-16	L
7.	74,295	11/21/99	New England	27-17	W
8.	74,259	11/18/01	N.Y. Jets	0-24	L
9.	74,240	1/4/09	*Baltimore	9-27	L
10.	74,230	12/27/99	N.Y. Jets	31-38	L

### HOME (Orange Bowl, 1966-86)

	ATTENDANCE	DATE	OPPONENT	RESULT	W/L
1.	78,939	1/2/72	*Baltimore	21-0	W
2.	78,914	11/19/72	N.Y. Jets	28-24	W
3.	78,744	9/22/75	Oakland	21-31	L
4.	78,196	12/24/72	*Cleveland	20-14	W
5.	77,596	10/15/72	San Diego	24-10	W
6.	76,801	11/27/72	St. Louis	31-10	W
7.	76,696	12/16/72	Baltimore	16-0	W
8.	76,029	1/6/85	*Pittsburgh	45-28	W
9.	75,770	12/23/73	*Cincinnati	34-16	W
10.	75,594	12/2/85	Chicago	38-24	W

		ROAD			
ATTENDANCE	DATE	OPPONENT	RESULT	W/L	
1. 103,667	1/30/83	**Washington (at Pasadena)	17-27	L	
2. 90,163	9/9/07	Washington	13-16 (OT)	L	
3. 90,127	9/22/19	Dallas	6-31	L	
4. 87,418	11/24/11	Dallas	19-20	L	
5. 85,462	1/14/73	**Washington (at L.A.)	14-7	W	
6. 84,059	1/20/85	**San Francisco (at Stanford)	16-38	L	
7. 83,483	11/20/16	Los Angeles	14-10	W	
8. 83,436	9/28/14	Oakland (at London, Eng.)	38-14	W	
9. 82,500	10/9/22	N.Y. Jets	17-40	L	
10. 80,591	1/16/72	**Dallas (at New Orleans)	3-24	L	

<sup>†</sup> Playoff Game    \*Super Bowl

@ 81,176 saw the Dolphins and Giants play on October 28, 2007 at London's Wembley Stadium, which was designated as a Dolphins home game. 83,986 saw the Dolphins and Jets play on October 4, 2015 at London's Wembley Stadium, which was designated as a Dolphins home game. 84,423 saw the Dolphins and Saints play on October 1, 2017 at London's Wembley Stadium, which was designated as a Dolphins home game.

NOTE: The largest attendance for a Dolphins game was 104,629 for a preseason game against Denver in Mexico City on Aug. 4, 1997.

## ATTENDANCE

7 home, 7 away from 1966-1977; 8 home, 8 away from 1979-1981, 1983-86, 1988-2020; 4 home, 5 away in 1982; 7 home, 8 away in 1987

TICKETS DISTRIBUTED, REGULAR SEASON					
YEAR	HOME TOTAL	HOME AVERAGE	ROAD TOTAL	ROAD AVERAGE	TICKETS DIST.
1966	183,934	26,276	243,276	34,754	427,210
1967	202,874	28,982	256,029	36,576	458,903
1968	216,734	30,962	252,271	36,039	469,005
1969	242,815	34,687	280,957	40,137	523,772
1970	440,141	62,877	348,918	49,845	789,059
1971	482,879	68,982	413,194	59,028	896,073
1972	557,881	79,697	421,503	60,215	979,384
1973	551,270	78,753	474,477	67,782	1,025,747
1974	537,418	76,774	409,643	58,520	947,061
1975	487,758	69,680	424,325	60,618	912,083
1976	400,109	57,158	431,595	61,656	831,704
1977	370,282	52,898	405,979	57,997	776,261
1978	488,068	61,009	434,188	54,274	922,256
1979	498,080	62,260	498,262	62,283	996,342
1980	423,500	52,938	463,890	57,986	887,390
1981	515,103	64,388	468,204	58,526	983,307
1982	247,173	61,975	235,044	47,008	482,217
1983	527,358	65,920	490,497	61,312	1,017,855
1984	542,722	67,840	488,166	61,021	1,030,888
1985	560,447	70,055	514,831	64,354	1,075,278
1986	538,683	67,335	556,232	69,529	1,094,915
1987	476,610	68,087	451,943	56,493	928,553
1988	535,851	66,981	533,744	66,178	1,069,595
1989	492,455	61,557	504,448	63,056	996,903
1990	532,931	66,616	528,665	66,083	1,057,287
1991	507,935	63,492	527,132	65,892	1,035,067
1992	543,995	67,999	539,319	67,415	1,083,314
1993	570,676	71,335	540,515	67,564	1,111,191
1994	593,480	74,185	517,482	64,685	1,110,962
1995	601,954	75,244	528,517	65,940	1,130,471
1996	600,849	75,106	514,408	64,301	1,115,257

ACTUAL, REGULAR SEASON					
YEAR	HOME TOTAL	HOME AVERAGE	ROAD TOTAL	ROAD AVERAGE	TICKETS DIST.
1966	177,349	25,336	237,423	33,918	414,772
1967	189,815	27,116	238,289	34,041	428,104
1968	208,987	29,856	237,849	33,978	446,836
1969	226,348	32,335	264,191	37,742	490,539
1970	413,422	59,060	334,422	47,774	747,844
1971	464,658	66,380	403,174	57,596	867,832
1972	544,162	77,737	414,056	59,151	880,058
1973	442,482	63,212	437,554	62,508	880,036
1974	457,768	65,395	397,324	56,761	855,092
1975	453,353	64,765	401,731	57,390	855,084

## ACTUAL, REGULAR SEASON

YEAR	HOME TOTAL	HOME AVERAGE	ROAD TOTAL	ROAD AVERAGE	TICKETS DIST.
1976	358,817	51,260	418,727	59,818	777,544
1977	339,698	48,528	383,253	54,750	722,951
1978	465,251	58,156	421,856	52,732	887,107
1979	455,137	56,892	475,116	59,390	930,253
1980	384,829	48,104	439,024	54,878	823,853
1981	489,292	61,161	459,962	57,495	949,254
1982	239,346	59,837	205,948	43,390	445,294
1983	487,939	60,992	451,995	56,499	939,934
1984	524,874	65,609	471,050	58,883	995,924
1985	542,228	67,812	491,990	61,499	1,034,218
1986	467,288	58,411	529,603	66,200	996,891
1987	394,672	56,382	392,118	49,015	786,790
1988	469,276	58,660	470,243	58,780	939,519
1989	447,663	55,958	481,003	60,125	928,666
1990	510,359	63,794	508,113	63,514	1,018,472
1991	476,858	59,607	496,006	62,001	972,864
1992	512,576	64,072	505,503	63,188	1,018,079
1993	537,920	67,240	519,542	64,943	1,057,462
1994	558,057	69,757	506,381	63,298	1,064,438
1995	560,917	70,115	501,583	62,698	1,062,500
1996	545,918	68,240	476,379	59,547	1,022,297

## PAID, REGULAR SEASON

YEAR	HOME TOTAL	HOME AVERAGE	ROAD TOTAL	ROAD AVERAGE	TICKETS DIST.
1997	574,811	71,851	522,208	65,276	1,097,019
1998	581,784	72,723	546,530	68,316	1,128,314
1999	592,161	74,020	547,485	68,436	1,139,646
2000	589,909	73,738	528,974	66,121	1,118,883
2001	588,127	73,515	531,480	66,435	1,119,607
2002	585,523	73,190	558,981	69,872	1,144,504
2003	587,787	73,473	570,449	71,306	1,158,236
2004	580,808	72,601	563,061	70,382	1,143,869
2005	575,256	71,907	532,541	66,567	1,107,797
2006	585,973	73,246	533,282	66,660	1,119,255
2007	577,835*	72,229	577,126	72,140	1,154,961
2008	523,919	65,489	544,046	68,005	1,067,965
2009	540,342	67,543	554,353	69,294	1,094,695
2010	541,959	67,745	534,090	66,761	1,076,049
2011	487,089	60,886	577,292	72,162	1,064,381
2012	459,033	57,375	546,084	68,261	1,005,117
2013	514,553	64,319	526,992	65,874	1,041,545
2014	560,280	70,035	568,518**	71,065	1,128,748
2015	537,548***	67,194	555,772	69,472	1,093,320
2016	524,101	65,513	549,031	68,629	1,073,132
2017	540,932****	67,617	510,139	63,767	1,051,071
2018	524,480	65,560	537,700	67,213	1,062,180
2019	504,540	63,068	562,947	70,368	1,067,487
2020	98,352	12,294	26,114	3,264	124,466
2021	579,366	64,374	531,462^	66,433	1,110,828
2022	529,841	66,230	622,810	69,201	1,152,651

\* Includes figure of 81,176 for game on October 28, 2007 against N.Y. Giants at London's Wembley Stadium that was designated as a home game.

\*\* Includes figure of 83,436 for game on September 28, 2014 against Oakland at London's Wembley Stadium that was designated as a road game.

\*\*\* Includes figure of 83,986 for game on October 4, 2015 against N.Y. Jets at London's Wembley Stadium that was designated as a home game.

\*\*\*\* Includes figure of 84,423 for game on October 1, 2017 against New Orleans at London's Wembley Stadium that was designated as a home game.

^^ Includes figure of 60,784 for game on October 17, 2021 against Jacksonville at London's Tottenham Hotspur Stadium that was designated as a road game.

## PRESEASON

YEAR	PRESEASON HOME	PRESEASON ROAD	PRESEASON TOTAL
1966	1-36,366	3-55,154	4-91,520
1967	2-86,693	3-39,414	5-126,107
1968	3-145,257	2-27,003	5-172,260
1969	3-140,514	3-67,759	6-208,273
1970	4-246,176	2-46,008	6-292,184
1971	4-237,753	2-92,344	6-330,097
1972	3-222,821	3-161,100	6-383,921
1973	4-313,411	2-104,550	6-417,961
1974	3-193,442	3-157,681	6-351,123
1975	4-213,186	2-107,190	6-320,376
1976	2-102,338	4-227,598	6-329,936
1977	2-81,517	4-218,777	6-300,294



## PRESEASON

YEAR	PRESEASON HOME	PRESEASON ROAD	PRESEASON TOTAL
1978	2-97,461	*3-142,278	5-239,739
1979	2-94,095	2-118,327	4-212,422
1980	2-83,331	2-115,230	4-198,561
1981	2-82,792	2-102,272	4-185,064
1982	2-91,938	2-115,581	4-207,519
1983	1-38,735	3-160,308	4-199,043
1984	1-46,705	3-147,125	4-193,830
1985	2-78,686	2-78,501	4-157,187
1986	2-96,581	2-104,500	4-201,081
1987	2-129,687	2-113,016	4-242,703
1988	2-101,065	=3-152,384	5-253,449
1989	2-92,833	2-108,150	4-200,983
1990	2-89,586	2-108,853	4-198,439
1991	2-94,038	#3-175,064	5-269,102
1992	2-92,939	‡3-183,934	5-276,873
1993	2-93,129	2-111,181	4-204,310
1994	2-98,466	3-161,412	5-259,878
1995	2-100,301	2-101,174	4-201,475
1996	2-106,739	2- 90,898	4-197,637
1997	2-115,182	@3-198,742	5-313,924
1998	2-121,099	2-117,457	4-238,556
1999	2-121,038	2-124,347	4-245,385
2000	2-118,990	2- 92,826	4-211,816
2001	2-118,990	\$3-147,591	5-266,581
2002	2-114,043	2-134,440	4-248,483
2003	2-121,354	2-118,228	4-239,582
2004	2-140,090	2-129,892	4-269,982
2005	2-139,508	%3-141,400	5-280,908
2006	2-139,982	2-136,617	4-276,599
2007	2-137,059	2-139,143	4-276,202
2008	2-124,276	2-133,935	4-258,211
2009	2-117,275	2-132,067	4-294,342
2010	2-118,252	2-133,129	4-251,381
2011	2-94,884	2-111,770	4-206,654
2012	2-87,880	2-142,076	4-229,956
2013	2-95,808	+3-152,900	5-248,708
2014	2-98,963	2-119,045	4-218,058
2015	2-110,336	2-131,125	4-241,461
2016	**2-94,166	2-156,437	4-250,603
2017	2-128,735	2-136,005	4-264,740
2018	2-111,113	2-143,392	4-254,505
2019	2-101,515	2-113,098	4-214,613
2020		No preseason due to COVID-19	
2021	1-57,217	2-95,850	3-153,067
2022	2-129,381	1-68,841	3-198,222

\* Includes 18,355 in Hall of Fame game at Canton, Ohio; = Includes 70,535 in American Bowl game in London, England; # Includes 51,122 in American Bowl game in Tokyo, Japan; † Includes 60,813 in American Bowl game in Berlin, Germany; @ Includes 104,629 in American Bowl game in Mexico City, Mexico; \$ Includes 22,736 in Hall of Fame Game at Canton, Ohio; % Includes 22,792 in Hall of Fame Game at Canton, Ohio; + Includes 22,364 in Hall of Fame Game at Canton, Ohio; \*\* includes 45,974 in home game played at Orlando, Fla.

## HISTORICAL HIGHLIGHTS

### 1965

- March 3 Minneapolis lawyer Joseph Robbie meets AFL Commissioner Joe Foss in Washington, and Foss advises Robbie to apply for an expansion franchise in Miami.
- May 6 Joseph Robbie meets Miami Mayor Robert King High to ascertain the availability of the Orange Bowl stadium, and the mayor agrees to invite the AFL to Miami.
- June 7 AFL Executive Committee votes to expand in 1966 at a meeting in Monmouth Park, N.J.
- Aug. 16 AFL awards its first expansion franchise to Joseph Robbie and television star Danny Thomas for \$7.5 million.
- Nov. 27 Miami picks Kentucky QB Rick Norton and Illinois RB Jim Grabowski in first round of AFL's college draft.
- Dec. 16 Miami Dolphins, Ltd. organizes as a Florida limited partnership. Joseph Robbie becomes managing general partner and Danny Thomas Sports, Inc., becomes the other general partner.

### 1966

- Jan. 15 Miami picks 31 players from eight teams in AFL expansion draft. One of the draftees, T Norm Evans of Houston, would play 10 seasons at right tackle.

## 1966

- Jan. 29 George Wilson becomes first head coach after eight years coaching the Detroit Lions (57-46-6 and NFL champions in 1957) and one year as a Washington assistant.
- June 8 AFL merges into NFL with Pete Rozelle as commissioner. An AFL-NFL championship game is scheduled for the next January followed by a common draft.
- July 5 Dolphins open first training camp at St. Petersburg Beach as 83 players report.
- Aug. 7 Training camp moves to St. Andrews School in Boca Raton, Fla.
- Sept. 2 Joe Auer returns opening kickoff 95 yards for Dolphin TD in first regular-season game, but Oakland wins, 23-14, at Orange Bowl before 26,776 spectators.
- Oct. 16 Dolphins end string of nine losses (four in preseason) by defeating Denver, 24-7, for first win in franchise history.
- Oct. 23 Miami earns club's first road win with a 20-13 decision over Houston at Rice Stadium.

## 1967

- June 1 Joseph Robbie and W. H. Keland purchase the interest of Danny Thomas and agree to equalize present holdings in Miami Dolphins, Ltd., whenever either acquires outside holdings.
- Aug. 19 Record crowd of 50,822 sees first interleague game, which Atlanta wins, 27-17.
- Sept. 17 QB John Stofa breaks his right ankle shortly after scoring a TD, and rookie Bob Griese directs 35-21 victory over Denver at Orange Bowl. RB Abner Haynes gains 151 yards in season opener. Griese throws 68-yard TD pass to Joe Auer.
- Nov. 26 Dolphins end eight-game losing streak by defeating Buffalo, 17-14, on a fourth-down, 31-yard TD pass from Bob Griese to Howard Twilley with 1:01 remaining.

## 1968

- Aug. 17 Dolphins gain first interleague victory, 23-7 over Philadelphia at Orange Bowl.
- Aug. 31 AFL-record crowd of 68,125 at Orange Bowl sees Coach Don Shula's Baltimore Colts win interleague game, 22-13.

## 1969

- May 10 Pro football realignment for 1970 places Dolphins in AFC East with Boston, Buffalo, New York Jets and NFL's Baltimore.
- May 16 Joseph Robbie becomes majority partner of the Dolphins when he is joined by five Miami businessmen in purchasing the interest of W. H. Keland.

## 1970

- Feb. 18 Don Shula, 40, becomes head coach and vice president after seven years coaching the Baltimore Colts (71-23-4).
- April 13 NFL Commissioner Pete Rozelle gives the Dolphins' 1971 first-round draft pick to Baltimore as compensation for loss of Don Shula.
- April 20 Don Shula completes coaching staff with Mike Scarry (defensive line), Monte Clark (offensive line), Bill Arnsparger (defensive coordinator), Howard Schnellenberger (offensive coordinator), Carl Taseff (offensive backs) and holdover Tom Keane (defensive backs).
- April 25 Don Shula meets 47 players for indoctrination camp at University of Miami.
- July 12 Rookies report to new training headquarters at Biscayne College in North Miami.
- Aug. 29 Record crowd of 76,712 sees fourth consecutive preseason victory, 20-13 over Baltimore.
- Dec. 20 Dolphins extend winning streak to six games and clinch franchise's first playoff berth with 45-7 victory over Buffalo at Orange Bowl.
- Dec. 27 Dolphins drop a 21-14 decision to the Oakland Raiders at the Oakland-Alameda County Coliseum in club's first-ever playoff game.

## 1971

- Oct. 17 QB Bob Griese sets NFL record with three consecutive passes for TDs in first quarter of 41-3 victory over New England at Orange Bowl.
- Nov. 7 Dolphins post first-ever shutout, 34-0 over Buffalo at Orange Bowl, although Bills gained 364 yards.
- Dec. 19 Record regular-season crowd of 74,215 paid sees Dolphins win first AFC East title by defeating Green Bay, 27-6. FB Larry Csonka becomes club's first 1,000-yard rusher with 1,051 yards, and K Garo Yepremian leads NFL with 117 points.
- Dec. 25 Dolphins win longest game (82 minutes, 40 seconds) in pro football history, 27-24 at Kansas City, as Garo Yepremian kicks 37-yard field goal in second overtime of AFC semifinal playoff. The victory marked the first postseason win in franchise history.

## 1972

- Jan. 2 Dolphins stymie Baltimore, 21-0, for first AFC Championship before 78,629 spectators at Orange Bowl. Colts are scoreless for first time in 97 games and S Dick Anderson returns interception 62 yards for TD.
- Jan. 16 Dallas rushes for 252 yards in defeating Dolphins, 24-3, in Super Bowl VI before 81,035 spectators at Tulane Stadium in New Orleans.
- April 25 Dolphins claim 16-year pro QB Earl Morrall, age 38, on waivers from Baltimore.
- Oct. 1 Dolphins end season ticket sale at record 69,303.

## 1972

- Oct. 15 QB Earl Morrall replaces injured Bob Griese (broken right leg, dislocated ankle) at Orange Bowl and finishes 24-10 victory over San Diego for 5-0 record.
- Nov 12 Don Shula becomes first NFL coach to win 100 regular-season games in 10 seasons as Dolphins smother New England, 52-0, with 501 total yards at Orange Bowl.
- Dec. 16 Dolphins achieve NFL's first 14-0 regular-season record and break NFL rushing record with 2,960 yards by defeating Baltimore 16-0 at Orange Bowl.
- Dec. 31 QB Bob Griese comes off bench in 7-7 battle in third quarter after 10-game absence and rallies Dolphins to 21-17 victory at Pittsburgh to repeat as AFC Champions.

## 1973

- Jan. 14 Dolphins cap a perfect season in Super Bowl VII at Los Angeles by defeating Washington, 14-7, for NFL's first and only unbeaten, untied record. A 28-yard TD pass from Bob Griese to Howard Twilley and interceptions by LB Nick Buoniconti and S Jake Scott are key plays. Scott, who recorded two interceptions on the day, is named game's MVP, becoming the first defensive back to earn such recognition.
- April 18 Dolphins surpass NFL record with 74,961 season ticket sales. Kansas City held old record of 72,855 in 1972.
- Sept. 30 RB Mercury Morris sets a Dolphins single-game rushing record of 197 yards on 15 carries with three TDs (24, 70, 35) in 44-23 win over New England at Orange Bowl. It's a regular season record that stands until 2002 when Ricky Williams eclipses the mark.
- Dec. 15 WR Paul Warfield catches four TD passes (21, 7, 16, 4) from Bob Griese in first half of 34-7 victory over Detroit at Orange Bowl. Dolphins compile best two-year record (26-2) in NFL history.
- Dec. 30 Dolphins rush for 266 yards in defeating Oakland 27-10 for unprecedented third straight AFC Championship at Orange Bowl.

## 1974

- Jan. 13 Dolphins overpower Minnesota, 24-7, in Super Bowl VIII at Rice Stadium in Houston for second consecutive NFL Championship. FB Larry Csonka gains 145 yards on 33 carries as Dolphins outscore three playoff foes, 85-33. Csonka is honored as game's MVP.
- Jan. 20 Garo Yepremian kicks five field goals for AFC, including 42-yarder with 21 seconds remaining, for 15-13 victory in Pro Bowl at Kansas City. Yepremian becomes the first Dolphin to be named MVP of the Pro Bowl.
- March 31 FB Larry Csonka, WR Paul Warfield and RB Jim Kiick sign \$3.3 million package deal in Toronto to play for John Bassett in World Football League.
- July 1 NFL Players Association declares strike, and Dolphin Managing General Partner Joseph Robbie charges NFLPA with search and destroy mission.
- July 10 Chicago Tribune Charities cancels July 26 College All-Star Game with Dolphins due to strike.
- July 17 Seven veterans cross picket line: C Jim Langer, S Jake Scott, TE Jim Mandich, LB Bob Matheson, QB Earl Morrall and RBs Don Nottingham and Mercury Morris.
- Aug. 14 Strike ends after seven weeks.
- Dec. 15 Dolphins rally from 24-point deficit to defeat New England 34-27 for 31st consecutive victory (excluding preseason) at Orange Bowl. QB Earl Morrall passes for 288 yards as Miami closes with 11-3 record.
- Dec. 21 Raiders spoil Dolphins' bid for third consecutive NFL Championship, 28-26, in AFC semifinal at Oakland on 8-yard TD pass from Ken Stabler to Clarence Davis with 26 seconds remaining.

## 1975

- Sept. 22 Winning streak at Orange Bowl stops at 31 games after 31-21 loss to Oakland.
- Oct. 22 World Football League folds after losing \$30 million, but three ex-Dolphins remain under contract to John Bassett.

## 1976

- Jan. 22 Prescription Athletic Turf (grass) approved for Orange Bowl stadium at a cost of \$244,500.

## 1977

- March 14 Dolphins agree to 10-year lease for use of Orange Bowl with three-year cancellation notice. New lease doubles rent to \$45,000 per game, but is less than City of Miami's proposed 10 percent of gross ticket sales.
- Sept. 11 QB Bob Griese, forced to wear eyeglasses because of problems with contact lenses, passes for two TDs in 27-21 preseason victory at New York Giants. Griese becomes the first quarterback to successfully wear eyeglasses in NFL game action. The glasses Griese wore in the 1978 AFC NFL Hall of Fame Game are on display in the Pro Football Hall of Fame.
- Nov. 24 QB Bob Griese becomes first NFL quarterback since 1972 to throw six TD passes in a game, and Dolphins set records of 55 points and 503 yards in 55-14 rout on Thanksgiving Day at St. Louis.
- Dec. 15 Maxwell Club of Philadelphia names QB Bob Griese as its Pro Player of Year.

## 1978

- Feb. 17 Chuck Connor, 40, becomes director of player personnel after three years of scouting for BLESTO.
- Nov. 12 Delvin Williams becomes NFL's first 1,000-yard rusher of 1978 with 144 yards and two TDs in 25-24 triumph at Buffalo, marking 18th straight win over Bills. Williams sets a then-Dolphin record of 1,258 yards rushing in season.
- Dec. 10 LB Larry Gordon intercepts three passes in 23-6 rout of Oakland Raiders at Orange Bowl to clinch wild-card berth in playoffs.

## 1978

- Dec. 18 Garo Yepremian ties NFL record with 16th consecutive field goal, capping 23-3 victory over New England and boosting Dolphins to 11-5 record.

## 1979

- Feb. 22 FB Larry Csonka, 32, re-signs with Dolphins as a free agent after four-year absence in World Football League (1975) and with NFL's New York Giants (1976-78).
- Oct. 14 Tony Nathan escapes on record 86-yard punt return for TD as Dolphins defeat Buffalo, 17-7, for 20th consecutive win in series, the NFL's longest consecutive win streak by one team over another.
- Dec. 9 QB Bob Griese completes 17 of 22 passes for 229 yards in 28-10 win at Detroit which clinches AFC East title.

## 1980

- Sept. 5 Don Shula signs four-year contract through 1983 season, canceling old pact which had one year remaining.
- Sept. 7 In season opener, RB Joe Cribbs rushes for 60 yards, catches nine passes for 71 yards and scores a TD in Buffalo's 17-7 win at Rich Stadium, ending the Dolphins' 20-game winning streak over the Bills.
- Sept. 21 QB Bob Griese wins his 100th game, coming off bench and passing for two TDs in fourth quarter for 20-17 victory at Atlanta.

## 1981

- July 1 Dolphin LB Rusty Chambers is killed in an automobile accident in Hammond, La.
- Sept. 27 Coach and son clash as Shula Bowl I has Don Shula opposed by Baltimore rookie punt returner David Shula. Dolphins outlast Colts, 31-28, for fourth straight win in Baltimore.
- Oct. 4 Wide receiver Nat Moore sets Dolphin record (since broken) with 210 receiving yards (on seven catches) as Miami and New York Jets play to 28-28 tie.
- Nov. 1 Shula Bowl II, as the Dolphins defeat the Colts and David Shula 27-0 in Miami.
- Nov. 8 Don Shula captures 200th NFL coaching victory when LB Bob Brudzinski intercepts pass in overtime to set up Uwe von Schamann for 30-yard field goal in 30-27 triumph at New England.

## 1982

- Jan. 2 Dolphins overcome 24-0 deficit but succumb in overtime, 41-38, to San Diego in highest-scoring playoff game in history. Rolf Benirschke ends four-hour struggle with 29-yard field goal. It is the first game in NFL history where two QBs, Miami reliever Don Strock and San Diego star Dan Fouts, both passed for more than 400 yards. Orange Bowl crowd of 73,735 comprised fourth sell-out of season.
- Sept. 21 NFLPA calls players strike with games not resuming until November 21.
- Dec. 12 In one of the most bizarre incidents in Miami Dolphin history, a work release parolee (Mark Henderson) cleared a space on the snow-frozen turf at New England's Sullivan Stadium that enabled the Patriots to kick a late fourth-quarter field goal and win the game, 3-0, before 25,716 fans.
- Dec. 27 Miami extends its streak against Buffalo to 16 consecutive home games without a loss. The Dolphins score 20 unanswered points in the second half to defeat the Bills.

## 1983

- Jan. 8 For the first time in nine years, the Dolphins win a playoff game, defeating the New England Patriots, 28-13, before 68,842 fans at the Orange Bowl.
- Jan. 16 The Dolphins hold off the San Diego Chargers' famed offense and defeat them, 34-13, before 71,383 fans. The Chargers were held to only 247 yards in total offense, 203 yards below their league-leading average. The win enabled the Dolphins to reach their fourth conference title game in team history and the first since the 1973 season.
- Jan. 23 A.J. Duhe sets an AFC playoff record with three interceptions, including one for a 35-yard touchdown romp, as the Dolphins defeat the New York Jets for the third time in one season to win the AFC crown, 14-0.
- Jan. 30 In Pasadena, California, the Dolphins appear in their fourth Super Bowl, and in spite of leading with only 10 minutes to play, they lose, 27-17, to Washington before a sell-out crowd of 103,667 at the Rose Bowl and a TV audience estimated at 115 million. Fulton Walker sets a Super Bowl record with a 98-yard kickoff return for a touchdown as he returns four kickoffs for a total of 190 yards.
- June 25 Starting LB Larry Gordon dies of a rare heart disease while jogging in Arizona at the age of 28. Gordon had been the Dolphins' first-round draft choice in 1976 out of Arizona State.
- Oct. 9 QB Dan Marino and WR Mark Duper make their first-ever starts for the Miami Dolphins, with Marino passing for 322 yards and Duper netting seven catches for 202 yards. The offensive explosion produces 971 total yards between the Dolphins and Bills, with Buffalo winning the Orange Bowl encounter, 38-35 in overtime.
- Nov. 28 Dolphin Chairman of the Board and Managing General Partner Joseph Robbie announces the signing of Head Coach Don Shula to a multi-year contract.
- Dec. 27 The Dolphins name 54-year-old Chuck Studley as their defense coach to replace Bill Arnsparger.

## 1984

- March 5 Miami Dolphin Chairman of the Board and Managing General Partner Joseph Robbie announces plans to build a new multi-purpose stadium in north Dade County. Mr. Robbie also announces acquisition of the land and discusses possible stadium funding.
- June 24 RB David Overstreet is killed in an automobile accident in Winona, Texas.
- Oct. 21 WR Nat Moore catches a 19-yard TD pass from QB Dan Marino for the 58th touchdown of his Dolphin career, surpassing Larry Csonka's all-time club record of 57.

## 1984

- Nov. 11 The Dolphins remain the NFL's only unbeaten team as they improve their record to 11-0 (16 straight regular-season wins) with a 24-23 victory over Philadelphia. DE Doug Better's block of an Eagle PAT with 1:52 remaining in the game seals the win.
- Dec. 2 The Dolphins lose a 45-34 decision to the Raiders, but QB Dan Marino breaks the all-time NFL record for TD passes in a season with his 37th. His record-breaking touchdown pass, which came on a four-yard toss to Jimmy Cefalo in the first quarter, was the first of four on the day for Marino as he reached the 40-touchdown plateau. He also shatters Dolphin single-game records for most yards passing (470), most completions (35) and most attempts (57).
- Dec. 17 Miami ends the regular season with the best record in the AFC (14-2) following a 28-21 victory over Dallas. WR Mark Clayton catches three touchdown passes to give him 18 for the season as he eclipses the all-time NFL mark in that category. Dan Marino becomes the first-ever NFL quarterback to pass for over 5,000 yards in a season as he ends up with 5,084. The most prolific passing season in NFL history also consists of 48 touchdown passes, 564 attempts, 362 completions and only 17 interceptions for a franchise record passer rating of 108.9. Both Clayton (73-1,389) and WR Mark Duper (71-1,306) surpass prior Dolphin records for receptions and reception yardage in one season.
- Dec. 20 QB Dan Marino is named as the NFL's Most Valuable Player by the Associated Press.

## 1985

- Jan. 6 The Dolphins defeat the Steelers, 45-28, in the AFC Championship game in Miami to earn a berth in Super Bowl XIX.
- Jan. 8 Joseph Robbie gives the go-ahead to prepare final plans and specifications to construct the new 75,000-seat Dolphin Stadium.
- Jan. 20 The Dolphins drop a 38-16 decision to the San Francisco 49ers in Super Bowl XIX before 84,059 fans at Stanford Stadium in Palo Alto, California.
- Feb. 15 Miami names 42-year-old Mel Phillips as its new defensive backfield coach. Phillips comes to the Dolphins after five seasons in the same capacity for the Detroit Lions.
- March 14 Following a presentation led by Joseph Robbie at the league meetings in Phoenix, Miami is selected as the site for Super Bowl XXIII (1989).
- Dec. 1 Chairman of the Board and Managing General Partner Joseph Robbie officially breaks ground on the new 75,000-seat Dolphin Stadium.
- Dec. 2 Led by a swarming defense that produces six sacks and three interceptions, the Dolphins administer the only defeat to be suffered by the eventual Super Bowl champion Chicago Bears, 38-24. A season-high Orange Bowl crowd of 75,594 witness the Monday night affair.
- Dec. 8 The Dolphins record a 34-24 victory over the Green Bay Packers at Lambeau Field. The mercury at kickoff registers 23 degrees, marking the then-coldest conditions in which the Dolphins have won a game in franchise history at that time.
- Dec. 31 Chairman of the Board and Managing General Partner Joseph Robbie obtains the construction loan and is granted permanent financing for the new Dolphin Stadium.

## 1986

- Jan. 4 The Dolphins rally from a 21-3 deficit to defeat the Cleveland Browns 24-21 in an AFC divisional playoff game. Miami is led offensively by Tony Nathan's 10 receptions for 101 yards and rookie Ron Davenport's two touchdowns.
- Jan. 12 Despite 20 tackles by LB Bob Brudzinski, the Dolphins commit six turnovers and lose, 31-14, to the New England Patriots in the AFC Championship game before 74,978 fans in the Orange Bowl. It marks Miami's first loss in an AFC title game in six tries.
- Jan. 21 Dolphin C Dwight Stephenson is named the recipient of the NFL's Man of the Year award at a press conference in New Orleans. The award is in recognition of Stephenson's outstanding performance on the playing field and in the community.
- Jan. 22 The Dolphins announce the retirement of Defensive Line Coach Mike Scarry, a member of Don Shula's staff since 1970. Dan Sekanovich, formerly of the Jets and Falcons, is named to replace him.
- Feb. 19 Miami appoints Receivers and Quarterbacks Coach David Shula to the position of assistant head coach. In addition, the club names Mike Westhoff as the special teams/tight ends Coach.
- June 3 Chairman of the Board and Managing General Partner Joseph Robbie plants a ceremonial 30-foot Royal Palm tree to begin a million-dollar beautification project near Dolphin Stadium.
- Sept. 21 Miami suffers a heart-breaking 51-45 overtime loss to the N.Y. Jets in the Meadowlands as Dan Marino reaches 1,500 career attempts to qualify as the NFL's top-ranked passer of all-time. Marino finishes the afternoon 30 of 50 for 448 yards and six TDs. The six TDs are a personal high for Marino and tie the team record held by Bob Griese. Mark Duper (154) and Mark Clayton (174) each have over 100 yards receiving in the game.
- Oct. 12 In what was billed as "Marino-Kelly I," the Dolphins and Dan Marino (24 of 41 for 337 yards) defeat the Buffalo Bills and Jim Kelly (20 of 28 for 218 yards, two INTs) 27-14 at the Orange Bowl.
- Nov. 24 The N.Y. Jets enter the Orange Bowl with a nine-game winning streak and the league's best record at 10-1. They leave with a 45-3 loss as Lorenzo Hampton rushes for 148 yards and two TDs on 19 carries (7.8 average) including a 54-yard TD run. Hampton's 100 yards snap a streak of 36 regular-season games (41 overall) for Miami without a 100-yard rusher. Marino completes a personal-high 80.6 percent of his passes (29 of 36) for 288 yards and four TDs.
- Nov. 25 Less than 24 hours after the memorable 45-3 win over the Jets, General Manager Mike Robbie announces at a press conference that Don Shula has signed a multi-year contract to remain as head coach.
- Dec. 14 Dan Marino sets an NFL career record with the seventh 400-yard game of his career as he passes for 403 yards in a thrilling 37-31 overtime win in Anaheim, Calif., over the playoff-bound L.A. Rams. Marino completes 29 of 46 with five TDs, including a 20-yarder to Mark Duper in OT to win the game. Marino is named AFC Offensive Player of the Week for his efforts.

## 1986

- Dec. 22 The Dolphins play their final game in the Orange Bowl – a 34-27 loss to the New England Patriots. New England captures the AFC East title with the win. The Dolphins finish 21 years in the Orange Bowl with an impressive 110-38-3 (.738) regular-season record. Marino sets NFL single-season records for completions (378) and attempts (623).

## 1987

- Jan. 10 John Offerdahl is named Old Spice NFL Rookie of the Year.
- Jan. 20 Tom Olivadotti, an assistant for the Cleveland Browns, is named defensive coach for Miami. He is put in charge of the overall defense with the prime responsibility of pass defense. Chuck Studley is re-assigned as linebackers coach, with prime responsibility of run defense.
- Jan. 27 Former Dolphin greets Larry Csonka and Jim Langer are among a group of seven named to the Pro Football Hall of Fame. They join Paul Warfield as the only members of the franchise to earn the honor, with induction scheduled for August 8.
- Aug. 16 The Dolphins play host to the Chicago Bears in the first game ever played in Joe Robbie Stadium. The date marks the 22nd anniversary of the Dolphin franchise. The Bears put a damper on the festive evening with a 10-3 preseason victory before 63,451. QB Dan Marino (dislocated ring finger on right hand) and LB John Offerdahl (torn right bicep) suffer injuries. Marino is out for three weeks; Offerdahl will miss the first six regular-season games.
- Sept. 22 NFL Players Association goes on strike; the Dolphins' home contest with New York Giants (first regular-season game in Joe Robbie Stadium) on September 27 is canceled because of strike.
- Oct. 4 The Dolphins' "replacement" team takes the field for the first time, traveling to Seattle to meet the Seahawks. The Dolphins lose, 24-20.
- Oct. 11 Miami's replacement team records a 42-0 shutout victory over the Kansas City Chiefs in the first regular season game played in Joe Robbie Stadium. S Liffort Hobley (two interceptions, 55-yard fumble recovery for a TD, four tackles, two passes defended) is named AFC Defensive Player of the Week for his efforts. Don Shula and Joe Robbie are given game balls by the replacement team following the contest in honor of Miami's first win in the new stadium. The next week (October 18), the replacement team loses its last game, 37-31 in overtime, to the N.Y Jets at the Meadowlands.
- Oct. 25 After four missed weeks of action (one game cancellation, three replacement games), the regular Dolphin players return to action. Miami loses, 34-31, in overtime at home to the Buffalo Bills. The 21-point comeback by Buffalo is the best ever by an opponent against a Dolphins team at the time.
- Nov. 1 Don Shula wins his 250th regular-season game as the Dolphins defeat Pittsburgh 35-24 at Joe Robbie Stadium.
- Dec. 30 RB Troy Stradford is named NFL Offensive Rookie of the Year by the Associated Press

## 1988

- Feb. 29 Former Dolphin Larry Seiple is named receivers coach.
- July 31 The Dolphins make their first ever trip abroad and take on the San Francisco 49ers at Wembley Stadium in London for the third-annual American Bowl. Miami comes from behind to defeat the 49ers, 27-21, before 70,535 British fans to open the preseason.
- Oct. 9 The Dolphins reverse history by defeating the Raiders, 24-17, at the Los Angeles Memorial Coliseum. It marks Miami's first win ever against the Raiders in their home stadium and the Dolphins' first victory over the Raiders in 10 years. The game is played in 96 degree heat - the warmest game in Dolphins' history.
- Oct. 23 Dan Marino records the second-best single-game passing yardage total in NFL history – 521 yards (Norm Van Brocklin holds the single-game record of 554 yards) and completes 35 of a team record 60 attempts, all to no avail as the N.Y Jets defeat the Dolphins, 44-30, at Joe Robbie Stadium.
- Oct. 30 Shula Bowl III – Head Coach Don Shula and his assistant head coach and son, David Shula, are on the opposite side of the field of Mike Shula, a coaches' assistant for Tampa Bay, as the Dolphins defeat the Bucs, 17-14, in Tampa Stadium.
- Dec. 12 Dan Marino becomes the first quarterback in NFL history to pass for over 4,000 yards four times in a career in the Dolphins' 37-31 win over Cleveland. He also throws for his 193rd career touchdown, setting a new Dolphin record and surpassing the total of former QB Bob Griese, who had previously held the mark. Marino tops the record that took Griese 14 seasons to accomplish in only six-plus seasons. Also, WR Mark Clayton surpasses Nat Moore in the record books as he catches a pass in his 37th consecutive game.

## 1989

- Jan. 25 Former Miami Hurricanes defensive coordinator Dave Wannstedt joins the Dolphins coaching staff as linebackers coach.
- Feb. 27 David Shula, the Dolphins' assistant head coach and passing game coordinator, and Dave Wannstedt, the team's linebackers coach, resign their respective positions to accept new posts with the Dallas Cowboys.
- March 1 George Hill is named the new linebackers coach for the Dolphins, while John Sandusky, the Dolphins' offensive line coach, is promoted to assistant head coach.
- March 6 Gary Stevens, formerly of the University of Miami, is named quarterbacks/pass offense coach for the Dolphins.
- June 12 Tom Heckert is named Miami's director of college scouting.
- Sept. 17 In Miami's 24-10 win at New England, Dan Marino throws his 200th career touchdown pass, becoming the 13th player in NFL history to throw for 200 TDs. It was just his 89th career game, and he reaches the 200 touchdown pass mark faster than any quarterback in NFL history.
- Oct. 8 In Miami's 13-10 overtime win vs. Cleveland, Dan Marino goes over 25,000 yards passing in his career, becoming the 25th player in NFL history to reach the 25,000 yards passing milestone. Marino also breaks Bob Griese's Dolphin team record of 25,092 career passing yards.
- Nov. 12 Pete Stoyanovich kicks a then-team-record 59-yard field goal in a 31-23 victory over the New York Jets, a kick that also tied the third longest field goal in NFL history at the time.

## 1989

- Nov. 19 Miami defeats Dallas, 17-14, in Shula Bowl IV, as Don Shula extends his record to 4-0 in Shula vs. Shula contests. This time Shula was opposed by son Dave, the assistant head coach of the Cowboys.
- Dec. 3 Dan Marino goes over 3,000 yards passing for the year in Miami's 26-21 loss at Kansas City. It was his sixth season passing for 3,000 yards and he ties Dan Fouts' NFL record of six 3,000 yard seasons.
- Dec. 24 The Dolphins are eliminated from playoff contention with a 27-24 loss to the Kansas City Chiefs in the season finale at Joe Robbie Stadium. The game is played in 40-degree weather, the coldest home game in the history of the Dolphins.

## 1990

- Jan. 7 Joseph Robbie, founder, Chairman of the Board and Managing General Partner of the Dolphins and the driving force behind the construction of Joe Robbie Stadium, dies of respiratory failure at age 73.
- Jan. 12 The Miami Dolphins and Robbie Stadium Corporation undergo an organization realignment to ensure continued administration of both entities by the Robbie family. Tim Robbie becomes President of the Dolphins, Dan and Janet Robbie are named Executive Vice Presidents of the team, while Eddie Jones is named Executive Vice President and General Manager of the club. In addition, J. Michael Robbie is named Executive Vice President of Robbie Stadium Corporation.
- Jan. 19 Dolphin President Tim Robbie announces that the Dolphins have signed Don Shula to a three-year contract to remain as head coach.
- Jan. 27 Former Dolphins great Bob Griese is among a group of seven named to the Pro Football Hall of Fame. Griese becomes the fourth player in Miami history to earn the honor with induction scheduled for August 4.
- Feb. 7 Monte Clark, former San Francisco and Detroit head coach and Dolphins assistant coach, is named Miami's director of pro personnel, while Charley Winner is given expanded duties and is named the club's director of player personnel.
- March 7 H. Wayne Huizenga, chairman of the board and chief executive officer of Blockbuster Video, purchases 50 percent of the Robbie Stadium Corporation (the parent company of Joe Robbie Stadium) as well as a 15 percent limited partnership in the Miami Dolphins.
- Sept. 9 Sammie Smith rushes for an opening-day record 159 yards and a touchdown as the Dolphins break a five-year losing streak in season openers with a 27-24 win at the New England Patriots.
- Sept. 16 Team founder Joe Robbie is the first enshrinee on the "Dolphin Honor Roll" at Joe Robbie Stadium. The Dolphins record a 30-7 triumph over the Buffalo Bills, marking Don Shula's 200th career regular season win as the team's head coach.
- Oct. 18 In Miami's 17-10 win over the New England Patriots, Don Shula coaches in his 400th career regular season game as a head coach in the NFL.
- Nov. 19 During halftime of Miami's 13-10 loss to the Los Angeles Raiders, the team's four Hall of Fame enshrines, Larry Csonka, Bob Griese, Jim Langer and Paul Warfield, are inducted into the "Dolphin Honor Roll."
- Nov. 25 Miami improves its record to 9-2 and clinches the team's first winning season since 1987 with a 30-13 win over the Cleveland Browns. Also, Dan Marino goes over 30,000 yards passing in his career, becoming the 11th player in NFL history to reach the 30,000-yard mark. It is just his 114th career game, and he reaches the 30,000-yard plateau faster than any quarterback in NFL history.
- Dec. 9 The Dolphins earn a 23-20 overtime win over the Philadelphia Eagles and clinch the team's first playoff berth since 1985.
- Dec. 16 In Miami's 24-17 win over the Seattle Seahawks, Dan Marino goes over 3,000 yards passing for the year. It is his seventh season passing for 3,000 yards and he ties Joe Montana's NFL record of seven 3,000-yard seasons.
- Dec. 19 Richmond Webb becomes the first rookie offensive tackle – and second rookie offensive lineman overall – to be selected to the NFL's annual Pro Bowl contest.
- Dec. 23 Dan Marino throws his 20th touchdown pass of the season in Miami's 24-14 loss at the Buffalo Bills. It is his eighth season with 20 or more touchdown passes and he ties Johnny Unitas' NFL record of eight 20-plus touchdown seasons.

## 1991

- Jan. 5 The Dolphins return to the playoffs after a four-year absence with a 17-16 win over the Kansas City Chiefs at Joe Robbie Stadium. In the contest, Pete Stoyanovich sets an NFL playoff record with a 58-yard field goal.
- Jan. 27 Larry Csonka is named to the NFL's all-time Super Bowl Silver Anniversary team.
- Feb. 2 Richmond Webb is named NFL Rookie of the Year by The Sporting News.
- March 8 Mike Shula joins the Dolphins as a coaches' assistant.
- March 26 The Robbie Family and Wayne Huizenga purchase 107 acres of land adjacent to Joe Robbie Stadium for additional parking and future development.
- May 23 At the league meeting in Minneapolis, Joe Robbie Stadium is selected as the site for Super Bowl XXIX (1995).
- Aug. 3 The Dolphins make the longest road trip in team history as they travel 14,912 round-trip miles to Tokyo to battle the Los Angeles Raiders at the Tokyo Dome in American Bowl '91. Miami comes from behind to defeat the Raiders, 19-17, before 51,122 Japanese fans.
- Aug. 20 Dan Marino signs a five-year contract extension to remain as quarterback of the Miami Dolphins.
- Sept. 22 Don Shula captures the 300th win of his coaching career with Miami's 16-13 win over the Green Bay Packers. With career coaching win number 300, Shula joins the immortal George Halas (324 wins) as the only NFL coaches to win 300 or more games.
- Nov. 10 In Miami's 30-20 win over New England, both Mark Duper and Mark Clayton surpass Nat Moore's team record of 7,547 career receiving yards. Duper is the first to move past Moore with a 17-yard reception in the first quarter, while Clayton passes Moore with a 32-yard touchdown catch in the fourth quarter.
- Nov. 18 During halftime of Miami's 41-27 loss to the Buffalo Bills, former Dolphin great LB Nick Buoniconti is inducted into the Dolphin Honor Roll.

## 1991

- Dec. 1 Dan Marino sets an NFL record as he goes over 3,000 yards passing in a season for the eighth time in his career in Miami's 33-14 win over Tampa Bay. Marino entered the 1991 campaign with seven such seasons and was tied with Joe Montana for the record.
- Dec. 9 Miami defeats Cincinnati 37-13 in Shula Bowl V as Don Shula extends his record to 5-0 in Shula vs. Shula contests. This time, Shula teamed with son Mike, a Dolphins coaches assistant, and was opposed by son David, the receivers coach for the Bengals. In the contest, Dan Marino sets an NFL record by throwing his 20th touchdown pass of the season. It is his ninth season with 20 or more touchdown passes. He entered 1991 with eight such seasons and was tied with Johnny Unitas for the record. Also, Mark Clayton breaks Nat Moore's team record for career TDs (75) and career receiving scores (74) with a 16-yard TD reception in the fourth quarter to give Clayton his 76th career score (75 catch, one punt return) and 75th receiving TD.
- Dec. 15 Pete Stoyanovich breaks Garo Yepremian's single-season team record of 28 field goals in Miami's 38-30 loss to the San Diego Chargers. Stoyanovich boots his 29th of the year with a 24-yarder in the first quarter. He would go on to hit on 31 field goals during the 1991 season which tied for the league high with Washington's Chip Lohmiller.

## 1992

- Feb. 1 Former Dolphin All-Pro center Dwight Stephenson rejoins Miami as assistant offensive line coach.
- Feb. 3 Hall of Fame DT Joe Greene is named as the Dolphins' defensive line coach.
- May 20 Dolphins sign a long-term agreement to build a new training facility at Nova University in Davie, to be ready by the start of the 1993 training camp.
- June 1 Charley Winner announces his retirement as Miami's director of player personnel. Winner, who had served 37 years in the NFL as a coach and administrator, originally joined the Dolphins in 1981.
- June 4 Tom Heckert is named as the Dolphins' Director of Player Personnel. Heckert had worked the previous three years as Miami's director of college scouting.
- June 12 Tom Braatz, a 27-year NFL executive with the Atlanta Falcons and Green Bay Packers, is named as Miami's director of college scouting.
- July 17 Don Shula signs a two-year contract extension to continue as the Dolphins' Head Coach through the 1994 season. The extension takes effect at the conclusion of Shula's current contract which expires following the 1992 season.
- Aug. 16 The Dolphins travel 9,908 round-trip miles and earn a 31-27 preseason win over the Denver Broncos before a crowd of 60,813 fans at Berlin's Olympic Stadium. The game marks the third time overall and second consecutive season that the Dolphins have traveled abroad to play a preseason contest and the win improves Miami's record to 3-0 in games played on foreign soil.
- Aug. 31 Miami's season opening contest, scheduled for September 6 at Joe Robbie Stadium against the New England Patriots, is rescheduled for October 18, the National Football League announces. The date change is made in the aftermath of Hurricane Andrew, which struck the South Florida area on August 25. Both teams originally were off that weekend, based on the NFL's 16-games-over-17-weeks schedule which allows each team one bye during the season. The Patriots and Dolphins had their Open Week on September 6, which marked the beginning of the 1992 regular season.
- Sept. 29 The Dolphins dip into the free agent market and sign perennial All-Pro TE Keith Jackson, a week after a federal-court ruling in Minneapolis made a free agent of Jackson, in addition to Garin Veris, Webster Slaughter and D.J. Dozier.
- Oct. 4 In a 37-10 win over the Buffalo Bills at Rich Stadium, S Louis Oliver records three interceptions and returns one of his interceptions for a 103-yard touchdown. Oliver's return ties for the NFL's all-time longest interception return with a 103-yard return by San Diego's Vencie Glenn against Denver on November 29, 1987.
- Oct. 18 Dan Marino throws four touchdown passes as Miami earns a 38-17 win over the Patriots at Joe Robbie Stadium in a game that is rescheduled from September 6 due to the effects of Hurricane Andrew. Marino throws four-or-more touchdowns in a game for the 17th time in his career and ties the all-time NFL record for most career games with four or more touchdown passes with Johnny Unitas.
- Nov. 16 During halftime ceremonies of Miami's 26-20 loss to the Buffalo Bills, the 1972 Miami Dolphins team, holders of the only perfect season in NFL history and winners of Super Bowl VII, are honored and inducted into the Dolphin Honor Roll.
- Dec. 20 The Dolphins clinch the team's second trip to the playoffs in the last three seasons with a 19-17 come-from-behind win over the New York Jets at Joe Robbie Stadium. In the contest, Dolphins QB Dan Marino throws the 290th touchdown pass of his NFL career and ties Johnny Unitas for second place on the NFL's all-time touchdown pass list.
- Dec. 23 Dan Marino is named to his team-record seventh Pro Bowl team. He breaks the former team record of six Pro Bowl appearances which he shared with Bob Griese, Bob Kuechenberg and Jim Langer. In addition, Marino is named as a starter in the NFL's annual all-star game for the fifth time in his career and he ties the team record held by Jim Langer.
- Dec. 27 The Dolphins clinch the AFC East title with a 16-13 overtime win over the New England Patriots at Foxboro Stadium. Miami closes the regular season with an 11-5 record and coupled with Buffalo's 27-3 loss at Houston later in the day, the Dolphins win the team's first division championship since 1985. In addition, the win marks the 300th regular season victory of Dolphins' Head Coach Don Shula's coaching career.

## 1993

- Jan. 10 The Dolphins earn a 31-0 win over the San Diego Chargers in the AFC Divisional Playoffs before a crowd of 71,224 at Joe Robbie Stadium. Miami's 31-point margin of victory is the largest by the team in a playoff game. The previous largest margin of victory in the postseason by the Dolphins was three 21-point wins as Miami had a 21-0 win over the Baltimore Colts on Jan. 2, 1972; a 34-13 win over the San Diego Chargers on Jan. 16, 1983; and a 31-10 win over the Seattle Seahawks on Dec. 29, 1984.



## 1993

Jan. 26	Kim Helton is named the team's offensive line coach. John Sandusky, who served as assistant head coach/offensive line, remains with the team as assistant head coach and assumes the responsibility of coaching the tight ends. In addition, assistant offensive line coach Dwight Stephenson resigns to pursue his interests in the construction and real estate business.
Jan. 30	Former Dolphins great Larry Little is among a group of five named to the Pro Football Hall of Fame. The former Dolphins guard becomes the fifth player in Miami history to earn the honor, joining RB Larry Csonka, QB Bob Griese, C Jim Langer and WR Paul Warfield.
Feb. 7	The Dolphin coaching staff leads the AFC to a 23-20 overtime win over the NFC in the Pro Bowl contest played in Honolulu, Hawaii.
Feb. 11	Mike Shula resigns as a coaches assistant and is named as tight ends coach of the Chicago Bears.
Feb. 22	Tony Nathan, who spent the past five years as a coaches' assistant on the Miami Dolphins coaching staff, is promoted to offensive backs coach. In addition, Carl Taseff, who served as the team's offensive backs coach since joining the Dolphins in 1970, will become more active in other areas of the football operation, including personnel scouting and evaluation, and will maintain a continued involvement in various coaching responsibilities.
May 21	Kim Helton resigns as offensive line coach to become head coach at the University of Houston. John Sandusky, who served as offensive line coach from 1976-92, resumes his offensive line coaching responsibilities.
June 1	Rich McGeorge is named as assistant offensive line/tight ends coach of the Dolphins.
June 4	Dolphins hold last practice session at St. Thomas University, which had served as host to team's training facility since July 12, 1970.
July 11	Ribbon cutting ceremonies officially open the Dolphins' new training facility on campus of Nova University in Davie, Fla.
Sept. 12	Dan Marino surpasses the 40,000-yard passing mark during Miami's 24-14 loss to the N.Y. Jets. He joins Fran Tarkenton (47,003), Dan Fouts (43,040) and Johnny Unitas (40,239) as the only quarterbacks to gain 40,000 passing yards. Marino attains the 40,000-yard mark in only 153 regular-season games and accomplishes the feat faster than any QB in league history. The previous record for fastest ascent to 40,000 yards was 168 games by Dan Fouts.
Oct. 10	Scott Mitchell comes off the bench and replaces an injured Dan Marino (torn right Achilles) and throws a pair of touchdown passes to lead the Dolphins to a 24-14 win at the Cleveland Browns. Mitchell enters the game just before halftime and completes 10 of 16 passes for 118 yards with two touchdowns and an interception. Mitchell is named as AFC Offensive Player of the Week for his performance against the Browns. Marino is placed on injured reserve on October 13 and misses the remainder of the season.
Oct. 24	Dan Marino misses his first starting assignment in 145 consecutive non-replacement regular season games as Miami earns a 41-27 win over Indianapolis. The game marks the first-career NFL start at quarterback for Scott Mitchell as he hits on 12 of 19 passes for 190 yards with a touchdown. Mitchell becomes the eighth player to start at quarterback for the Dolphins since Don Shula was named head coach in 1970.
Oct. 31	Don Shula wins the 324th game of his coaching career and ties George Halas for the all-time record for most wins by an NFL head coach as Miami earns a 30-10 win over the Kansas City Chiefs. Shula achieves the coaching milestone in his 31st year (482nd game) of his NFL coaching career as compared to 40 seasons (506 games) for Halas to accomplish the feat. On the field, Scott Mitchell throws for 344 yards and three touchdowns and becomes the first Dolphin quarterback other than Dan Marino to pass for over 300 yards and throw three or more touchdown passes since David Woodley gained 408 yards and threw three scores on October 25, 1981, at the Dallas Cowboys.
Nov. 14	The Dolphins endure another QB injury as Scott Mitchell suffers a separated shoulder during Miami's 19-14 win at Philadelphia. The win enables Don Shula to record the 325th triumph of his coaching career as he becomes the winningest coach in NFL history surpassing George Halas. In the contest, Doug Pederson replaces Mitchell and enters the game in the third quarter with Miami trailing 14-13. He guides the Dolphins to a pair of field goals and the defense holds the Eagles scoreless in the second half to garner the victory.
Nov. 25	The Dolphins post a come-from-behind 16-14 win over the defending and eventual Super Bowl champion Dallas Cowboys on Thanksgiving Day on a sleet covered field at Texas Stadium. Miami improves 3-0 on Thanksgiving as the team had posted victories at St. Louis (55-14 on November 24, 1977) and at Dallas (14-7 on November 22, 1973). In the contest, Miami trails 14-13 with just 15 seconds left in regulation and Pete Stoyanovich's 41-yard field goal attempt for the win is blocked by the Cowboys' Jimmie Jones. However, Dallas' Leon Lett attempts to pick up the loose ball and fumbles and Miami's Jeff Dellenbach recovers the ball on the one-yard line with three seconds remaining. Stoyanovich converts on his second chance and boots a 19-yard field goal on the game's final play to win the contest. The win improves Miami's record to an NFL best 9-2, but the team will fail to win another game during the remainder of the season.
Dec. 13	During halftime ceremonies of Miami's 21-20 loss to Pittsburgh, former Dolphin great and Hall of Famer Larry Little is honored and inducted into the Dolphin Honor Roll.
Dec. 14	Don Shula is named Sports Illustrated Sportsman of the Year. He is the first professional coach to receive the honor.

## 1994

Jan. 24	The trustees of the Miami Dolphins sign a definitive agreement with H. Wayne Huizenga to purchase the Robbie family's interests in the Dolphin franchise. The agreement also includes an option for Huizenga to purchase the Robbies' interest in Joe Robbie Stadium.
Feb. 8	Joel Collier joins the Dolphins as a staff assistant, replacing Carl Taseff.
March 16	John Gamble is named as the Dolphins' strength coach.
March 23	The National Football League clubs approve transfer of the majority interests in the Miami Dolphins from the Robbie family to H. Wayne Huizenga at the annual league meetings in Orlando, Fla.
May 6	Rick Weaver, who had served as play-by-play announcer for the Dolphins since 1970, announces his retirement at the club's annual awards dinner.

## 1994

June 28	H. Wayne Huizenga's purchase of the Robbie Family's remaining 85 percent of the Miami Dolphins as well as their 50 percent share of the Joe Robbie Stadium is finalized. The closing leaves Huizenga with 100-percent controlling interest of both the Dolphins and Stadium.
July 21	H. Wayne Huizenga announces that he has entered into a new agreement with Head Coach Don Shula that extends through the 1996 season. Under the new contract extension, Shula assumes the position of vice president/head coach, and also becomes a partner of the team.
Sept. 4	After missing the final 11 games of the 1993 season with a torn right Achilles' tendon, Dan Marino returns to action as he throws for 473 yards and five touchdowns to lead the Dolphins to a 39-35 win over the New England Patriots at Joe Robbie Stadium. Marino sets an NFL record by throwing for four or more touchdown passes in a game for the 18th time in his career, breaking his tie with Johnny Unitas, and also throws the 300th touchdown pass of his career to join Fran Tarkenton (343 touchdowns) as the only quarterbacks in NFL history with 300-plus career touchdowns.
Oct. 2	Shula Bowl VI makes sports history as it marks the first time in the history of the four major American professional sports (football, baseball, hockey and basketball) that a father and son battle as head coaches with Don Shula and the Dolphins taking on his son, Head Coach David Shula, and the Cincinnati Bengals. The elder Shula improves to 6-0 when coaching against teams which feature one of his sons as a coach or player as the Dolphins earn a 23-7 win over the Bengals.
Nov. 27	QB Dan Marino makes history once again with his famous "Clock Play". With the Dolphins trailing the Jets by 18 points in the second half at the Meadowlands, Marino orchestrates a 28-point second-half outburst, including 22 straight to close the contest, as Miami claims a 28-24 victory. All four scores in the second half occur on Marino to Mark Ingram touchdown passes. The game winning points come on first-and-goal with just 22 seconds to play, when Marino approaches the line of scrimmage, appearing poised to clock the ball. However, he takes everyone in the stadium by surprise as he receives the snap, drops back and tosses an eight-yard touchdown pass to Ingram, who ties the Paul Warfield's single-game record of four touchdowns and 24 points, which Warfield achieved against Detroit on December 15, 1973.
Dec. 7	Don Shula suffers a torn Achilles' tendon in his right leg and undergoes surgery on the injury on December 9 by Dr. Peter Indelicato and Dr. Dan Kanell. He misses a regular-season practice for the first time in his 25 seasons with the team. Shula returns to practice on December 10 and coaches for the remainder of the season on a golf cart.
Dec. 12	Bernie Parmalee rushes for 127 yards and scores a pair of touchdowns (one rushing and one receiving) as the Dolphins clinch a playoff spot with a 45-28 win over the Kansas City Chiefs at Joe Robbie Stadium. In the contest, Dolphins Head Coach Don Shula wins his 318th career regular season game and ties George Halas (318 regular season coaching wins) for the all-time record for most career regular season wins by an NFL coach. Center Dwight Stephenson is inducted into the Dolphin Honor Roll during halftime ceremonies.
Dec. 25	The Dolphins earn a 27-20 win over the Detroit Lions and clinch the AFC East title. Miami and the New England Patriots both finish with 10-6 records, however the Dolphins win the division title by virtue of a two-game head-to-head sweep over New England during the 1994 season. Dolphins Head Coach Don Shula wins the 319th regular season game of his coaching career and surpasses George Halas (318 regular season coaching wins) for the all-time record for most career regular season wins by an NFL coach. Miami plays on Christmas Day for the second time in team history with the only other Christmas game for the Dolphins being the longest game in NFL history as Miami earned a 27-24 playoff win in double overtime at Kansas City on December 25, 1971.
Dec. 27	DT Tim Bowens is named NFL Defensive Rookie of the Year by the Associated Press. He becomes the first Dolphins player to win the Associated Press' defensive rookie award since A.J. Duhe in 1977.
Dec. 31	Dan Marino throws a pair of touchdown passes to lead the Dolphins to a 27-17 win in a First-Round playoff contest against the Kansas City Chiefs at Joe Robbie Stadium. The game is billed as Marino-Montana III and the duel between the two future Hall of Famers lives up to its pregame hype. Marino completes 22 of 29 passes for 257 yards with two touchdowns and no interceptions and Montana counters by hitting on 26 of 37 passes for 314 yards with two scores and an interception. Marino sets an NFL playoff record as he throws for a touchdown pass in his 11th consecutive post-season game and moves past a tie with Montana (San Francisco/Kansas City) and Ken Stabler (Oakland) for the longest all-time streak in NFL post-season history.

## 1995

Jan. 18	Assistant Head Coach/Offensive Line John Sandusky announces his retirement. A veteran of over three decades of NFL coaching (he concluded his 36th season in 1994), Sandusky was one of only two coaches to serve as offensive line coach on a Don Shula coached team. Sandusky was offensive line coach with the Colts (1963-69) and Dolphins (1976-94) under Shula, while Monte Clark coached the offensive line with the Dolphins under Shula from 1970-75.
Feb. 6	Monte Clark is named as the team's offensive line coach. Clark enters his third tour of duty with the Dolphins.
Feb. 9	Dolphins Executive Vice President and General Manager Eddie Jones signs a two-year contract to remain in that capacity through the 1996 season.
May 19	The Miami Dolphins sign a two-year agreement with WCMQ radio (1210 AM) to be the Spanish radio outlet for Dolphins games. WCMQ replaces WQBA radio, which had been the team's Spanish station for the previous 13 seasons.
Sept. 3	The Dolphins open the season with an explosive offensive display in a 52-15 win over the N.Y. Jets at Joe Robbie Stadium. The 52 points are the second-highest single-game total in team history (behind 55 points at St. Louis on November 24, 1977). In addition, the game is played in 94-degree weather, making it the warmest home game in team history.
Oct. 1	The Shula coaching family again makes sports history as father and son battle as head coaches with Don Shula and the Dolphins taking on his son, Head Coach David Shula, and the Cincinnati Bengals. The elder Shula improves to 7-1 when coaching against teams which feature one of his sons as a coach or player with a 26-23 win at the Bengals.

## 1995

- Oct. 8 Dan Marino passes Fran Tarkenton (3,686 completions) to become the NFL's all-time leader in career pass completions with a six-yard toss to FB Keith Byars during the Dolphins' 27-24 overtime loss at Joe Robbie Stadium.
- Nov. 12 Dan Marino becomes the NFL's all-time career passing yardage leader as he jumps past Fran Tarkenton (47,003 career yards) with a 9-yard pass to Irving Fryar in the first quarter of the Dolphins' 34-17 loss to the New England Patriots at Joe Robbie Stadium.
- Nov. 26 Dan Marino tosses a 6-yard touchdown pass to FB Keith Byars with 1:03 remaining in the first half for his 343rd career scoring pass and becomes the NFL's all-time touchdown pass leader (surpassing Fran Tarkenton's 342 TDs) during Miami's 36-28 loss at Indianapolis.
- Dec. 11 G/T Bob Kuechenberg is inducted into the Dolphins Honor Roll during halftime ceremonies of Miami's 13-6 win over Kansas City at Joe Robbie Stadium. In the contest, Dan Marino breaks the last of Fran Tarkenton's major passing records (6,467 career attempts) with a pass attempt to WR Randal Hill in the fourth quarter.
- Dec. 24 The Dolphins post a 41-22 win at St. Louis to finish the regular season with a 9-7 record. The team clinches a playoff berth for the second consecutive season later in the day as the Denver Broncos come from behind late in the contest to win at Oakland and eliminate the Raiders from playoff consideration. Miami's win marks the 347th and final victory in the illustrious head coaching career of Don Shula.
- Dec. 30 Miami's season ends following a 37-22 loss in an AFC First-Round Playoff Contest in Buffalo. The game is an offensive shootout as the teams combine for an NFL postseason record of 1,038 yards. Dan Marino leads the Dolphins by completing 33 of a career-high 64 pass attempts for 422 yards and a pair of scores, while WR O.J. McDuffie sets team playoff records with 11 catches for 154 yards. The game marks the final contest in Head Coach Don Shula's career.

## 1996

- Jan. 5 Don Shula, the winningest coach in the history of the NFL, moves from his role as head coach of the team as he assumes another role within the Dolphins organization. He continues to serve as a partner to Chairman of the Board and Managing General Partner H. Wayne Huizenga and becomes vice chairman of the board of directors in addition to his status as a partner of the team. Shula leaves the sidelines with an overall record 347-173-6 in his 33 years as a head coach, including the last 26 years with the Dolphins (1970-95). He won Super Bowl titles with Miami in 1972 and 1973, posting a combined 32-2 record in those two seasons, and his 1972 team went 17-0, the only undefeated season in NFL annals.
- Jan. 11 Jimmy Johnson signs a four-year contract to become head coach of the Dolphins, becoming the third head coach in club history, joining George Wilson (1966-69) and Don Shula (1970-95). Johnson joins the team with one of the most successful coaching records in football on both the professional and collegiate levels before spending the previous two years as an NFL analyst for FOX Sports. He is the first head coach in football history to win both a Super Bowl title (Dallas, 1992 and 1993) and a national collegiate championship (University of Miami, 1987).
- Jan. 16 Dolphins Chairman of the Board and Managing General Partner H. Wayne Huizenga announces that Eddie Jones has been named president and chief operating officer of the team, and Jimmy Johnson has been named as the club's general manager/head coach. Jones had spent the last six seasons with the team as the club's executive vice president and general manager.
- Jan. 17 The Dolphins name Cary Godette (defensive line), Pat Jones (tight ends) and Bill Lewis (defense nickel package) to the coaching staff.
- Jan. 19 Kippy Brown joins the Dolphins coaching staff as running backs coach.
- Jan. 24 Bob Ackles is named as the director of football operations.
- Feb. 16 The Dolphins name Larry Beightol as assistant head coach/offensive line, replacing Monte Clark. In addition to his coaching the offensive line, Beightol also assumes additional administrative responsibilities involving the entire football staff.
- March 1 The Dolphins name Kevin O'Neill as head athletic trainer and Brad Roll as assistant strength and conditioning coach.
- Aug. 26 Pro Player, a sports apparel company, enters into a 10-year agreement with Joe Robbie Stadium, home of the Dolphins since 1987, to re-name the stadium Pro Player Park. The deal is worth \$2 million annually over the term of the contract.
- Sept. 1 The Dolphins defeat the New England Patriots, 24-10, at Pro Player Park, in Jimmy Johnson's debut as head coach. Of the three head coaches in team history, Johnson is the only one to record a victory in his initial game. Also, rookie RB Karim Abdul-Jabbar rushes for 115 yards and a TD on 26 carries in Miami's victory over the Patriots, the first Dolphin rookie since Sammie Smith on November 5, 1989, against Indianapolis to rush for 100 yards. He also becomes the first player in Dolphins history to rush for 100 yards in his NFL debut.
- Sept. 10 Pro Player Park is re-named Pro Player Stadium.
- Oct. 27 QB Dan Marino plays in his 191st regular season game, against Dallas at Pro Player Stadium. In the process, he breaks Bob Kuechenberg's club career record for regular season games played of 190. The game is witnessed by 75,651 fans, the highest attendance figure in Pro Player Stadium history. The previous high was 75,129 for Super Bowl XXIII between San Francisco and Cincinnati on January 22, 1989. The former record for a Dolphins game was 73,080 for a November 20, 1995 contest against San Francisco.
- Oct. 29 WQAM Radio (560 AM) signs a five-year contract for broadcast rights to the Dolphins, Florida Marlins and Florida Panthers. Dolphins football will be aired on WQAM beginning in the 1997 season and through the year 2001. The Dolphins' flagship station had been WIOD Radio since the team's inception in 1966.
- Oct. 31 At the NFL fall meetings in New Orleans, the league awards the 1999 Super Bowl to the city of Miami. The game will be played at Pro Player Stadium.
- Nov. 10 A 36-yard completion to O.J. McDuffie in the second quarter puts quarterback Dan Marino over the 50,000-yard mark for his career, the first quarterback in NFL history to reach that plateau. His eight-yard completion to Fred Barnett in the second quarter is the 4,000th completion of Marino's career, also making him the first quarterback in league history to achieve that feat. These accomplishments occur in a 37-13 victory over Indianapolis at Pro Player Stadium.

## 1996

Nov. 25 At halftime of a 24-17 loss to the Pittsburgh Steelers on Monday Night Football at Pro Player Stadium, former Head Coach Don Shula is inducted into the Dolphin Honor Roll.

## 1997

Jan. 14 Miami Dolphins unveil a modified team logo and new uniforms for the 1997 season. The basic logo and team colors remain the same. The sunburst on the logo is more prominently displayed with the elimination of the hashmarks around the sun's perimeters, while the dolphin's features are accentuated by navy highlights. The home and road jerseys added a script "Dolphins" below the collar, and several subtle accents were added to the uniform to highlight and strengthen the team's traditional colors.

Jan. 25 Former Head Coach Don Shula (1970-95), the NFL's all-time winningest coach with 347 victories, is selected for induction into the Pro Football Hall of Fame in Canton, Ohio.

March 11 At the NFL spring meetings in Palm Desert, Calif., the league approves limited cross ownership, finalizing H. Wayne Huizenga's controlling-interest of the Dolphins.

March 21 Eddie Jones signs a two-year contract extension, which runs through 1998, to remain as the team's president and chief operating officer.

April 17 Les Koenning is named as an offensive assistant.

April 18 The Dolphins unveil the first "official" mascot in team history during a press conference at the team's training facility. He makes his public debut on April 19 at the team's Draft Day party at Pro Player Stadium.

June 3 Doug Blevins is named as the team's kicking coach.

June 4 "T.D." is picked as the name of the Dolphins official team mascot, it is announced at the team's annual Awards Banquet. Sarah Fernandez and her two sons, Nelson and Vincent, win the "Name the Mascot" contest, and receive two tickets to Super Bowl XXXII in San Diego.

July 26 Don Shula becomes the sixth former Dolphin to be enshrined into the Pro Football Hall of Fame in Canton, Ohio.

Aug. 4 The Dolphins travel to Mexico City and earn a 38-19 preseason win over the Denver Broncos before a crowd of 104,629 fans at Estadio Guillermo Canedo. The attendance is the most to ever witness a Dolphins game, surpassing the previous high of 103,667 that saw Miami's 27-17 loss to Washington in Super Bowl XVII on January 30, 1983, in the Rose Bowl. The game marks the fourth time overall that the Dolphins have travelled abroad to play a preseason contest and the win improves Miami's record to 4-0 in games played on foreign soil. Miami's previous American Bowl games had been in London (1988), Tokyo (1991) and Berlin (1992). The Dolphins became the first NFL team to win four American Bowl contests, and they also became the first team to win an American Bowl matchup in each of the three continents in which the games have been played.

Aug. 31 The Dolphins defeat the Indianapolis Colts, 16-10, at Pro Player Stadium in their 1997 season-opener. It's the Dolphins' first-ever regular season game in the month of August. It also marks their sixth consecutive opening-day victory.

Oct. 5 The Dolphins defeat the Kansas City Chiefs, 17-14, at Pro Player Stadium, marking the 300th victory in franchise history, including playoffs. The Dolphins become the second team from the old AFL to reach the 300-win plateau. The Oakland Raiders were the first.

Dec. 22 In the season finale against New England at Pro Player Stadium, left tackle Richmond Webb starts his 110th consecutive regular season game, a new Dolphins record. His 109 straight starts were tied with Jim Langer. The Patriots win the game, 14-12, giving New England the AFC East title. A win by the Dolphins would have made them AFC East champions, but instead they enter the playoffs as a Wild Card team where they must go on the road to face the Patriots the following week, a 17-3 Dolphins loss on December 28.

## 1998

Jan. 24 Former Dolphins C Dwight Stephenson (1980-87) is among a group of five who are elected into the Pro Football Hall of Fame.

Feb. 11 Dolphins Head Coach Jimmy Johnson announces changes to the team's coaching staff: Kippy Brown, the Dolphins' running backs coach for the last two years, is named as offensive coordinator, replacing Gary Stevens; Larry Seiple, formerly the club's wide receiver coach, handles the quarterbacks; Joel Collier, a defensive assistant since 1994, coaches the running backs; Robert Ford, tight ends coach with the Dallas Cowboys since 1991, takes over as Miami's wide receivers coach; and Randy Shannon, an assistant at the University of Miami (Fla.), serves as a defensive assistant on the staff.

March 23 Jimmy Johnson signs a one-year contract extension to remain the Dolphins' general manager and head coach through the year 2000. Johnson originally signed a four-year contract with the club on January 21, 1996.

Aug. 1 C Dwight Stephenson becomes the seventh former Dolphin to be enshrined into the Pro Football Hall of Fame in Canton, Ohio. He is inducted along with Anthony Muñoz, Mike Singletary, Tommy McDonald and Paul Krause.

Nov. 29 In a 30-10 victory over the New Orleans Saints at Pro Player Stadium, quarterback Dan Marino throws three touchdown passes, all to O.J. McDuffie. The second one, a seven-yard strike in the fourth quarter, the 400th TD pass of Marino's career, the first QB in NFL history ever to reach that plateau.

Dec. 21 The Dolphins record a 31-21 victory over the Denver Broncos at Pro Player Stadium in front of an ABC Monday Night Football audience. The win is Miami's 34th on Monday night, as they surpass Oakland as the winningest team in MNF history.

Dec. 27 In a season-ending 38-16 loss to the Falcons in Atlanta, WR O.J. McDuffie catches five passes for 82 yards. His second reception of the afternoon, a 28-yard catch in the second quarter, is his 87th of the season, surpassing Mark Clayton (86 in 1988) as the Dolphins' single-season reception leader. McDuffie finishes the year with an NFL-high 90 receptions, the first Dolphin ever to lead the league in this category.

## 1999

- Jan. 2 The Dolphins defeat the Buffalo Bills, 24-17, in an AFC First-Round Playoff game at Pro Player Stadium. It represents Miami's first playoff win since December 31, 1994, when they posted a 27-17 victory over the Kansas City Chiefs in a First-Round contest at Pro Player Stadium.
- Jan. 14 Dave Wannstedt, head coach with the Chicago Bears from 1993-98, is named the Dolphins' assistant head coach.
- Jan. 21 Paul Boudreau is named offensive line coach.
- March 2 Eddie Jones signs a three-contract to remain as the team's president and chief operating officer.
- Sept. 13 The Dolphins defeat the two-time defending Super Bowl champion Denver Broncos, 38-21, in a season-opening Monday night game at Mile High Stadium. The win was the 300th during the regular season in Dolphins history.
- Oct. 10 The Dolphins set a franchise record by posting 25 fourth-quarter points, and in the process erase a pair of nine-point deficits to earn a 34-31 triumph over the Colts at the RCA Dome. QB Dan Marino throws a pair of touchdowns in the final period, including a 2-yard strike to Oronde Gadsden with 27 seconds to play, lifting Miami to victory. It marks the 35th time in Marino's career that he has led the Dolphins back from a fourth-quarter deficit for a win.
- Oct. 17 Dan Marino completes an 8-yard pass to Tony Martin in the first quarter against the New England Patriots at Foxboro Stadium. The completion, the first and only one of the game for Marino, puts him over the 60,000-yard passing plateau for his career, the only quarterback in NFL history to attain that mark. Marino leaves the game following the next series with a shoulder injury, forcing him to miss the next five contests. Damon Huard relieves Marino with the Dolphins trailing 7-0. After his first attempt is picked off and returned for a touchdown by Ty Law, Huard goes on to complete 24 of 42 passes for 240 yards with two touchdowns in leading the Dolphins to a 31-30 victory. The game-winning points occur on a 5-yard TD pass to Stanley Pritchett with 23 seconds remaining in the game. The Dolphins become the first team in NFL history to win back-to-back road games when trailing by seven or more points after the third quarter.
- Dec. 5 Former WR Nat Moore becomes the 12th member of the Dolphin Honor Roll during halftime ceremonies against the Indianapolis Colts at Pro Player Stadium.
- Dec. 12 K Olindo Mare accounts for two field goals against the Jets at the Meadowlands. His first field goal of the game, a 24-yarder, was his 32nd of the season, breaking Pete Stoyanovich's club single-season records of 31, which Stoyanovich had set in 1991.
- Dec. 21 CB Sam Madison, K Olindo Mare and LB Zach Thomas are named to the AFC Pro Bowl squad, the first selection for all three. Madison becomes the first cornerback in team history to be voted to the Pro Bowl squad.
- Dec. 27 K Olindo Mare boots a 37-yard field goal against the Jets in a Monday night game at Pro Player Stadium. The field goal was his 38th of the season, as he became the NFL's single-season field goal leader, surpassing John Kasay, who had amassed 37 field goals with Carolina in 1996. Mare would finish the season with 39 field goals.

## 2000

- Jan. 9 The Dolphins defeat the Seattle Seahawks, 20-17, in an AFC First-Round Playoff game at the Kingdome, the final football game at the stadium. The win is Miami's first road playoff victory since they defeated the Pittsburgh Steelers in the 1972 AFC Championship Game at Three Rivers Stadium. QB Dan Marino completes 17 of 30 passes for 196 yards with one touchdown and no interceptions in the victory, in which he guides a late drive that leads to the game-winning touchdown with 4:48 remaining.
- Jan. 15 The Dolphins drop a 62-7 decision to the Jacksonville Jaguars in an AFC Divisional Playoff game at ALLTEL Stadium. The contest is the final one in the playing career of QB Dan Marino and coaching career of Jimmy Johnson.
- Jan. 16 Jimmy Johnson, the Dolphins' general manager/head coach since 1996, retires. Dave Wannstedt, the team's assistant head coach in 1999, is named head coach.
- Jan. 24 Jim Bates is named defensive coordinator, replacing George Hill. Clarence Brooks is named defensive line coach, replacing Cary Godette.
- Feb. 1 Chan Gailey, the head coach with the Dallas Cowboys from 1998-99, is named offensive coordinator. Randy Shannon, a defensive assistant with the Dolphins from 1998-99, is promoted to linebackers coach.
- Feb. 7 Mike Shula, the offensive coordinator with the Tampa Bay Buccaneers from 1996-99, re-joins the Dolphins as quarterbacks coach, replacing Larry Seiple. Shula previously had served as an assistant on Miami's coaching staff from 1991-92. Judd Garrett is named as an offensive assistant, and Robert Nunn is named as a defensive assistant.
- Feb. 10 QB Dan Marino, the Dolphins' first-round draft choice in 1983 and the NFL's all-time leading passer, voids the final two years of his contract, thus becoming a free agent.
- Mar. 13 Dan Marino announces his retirement from professional football.
- Apr. 14 The Dolphins unveil Dan Marino's permanent enclosed locker at the team's Nova Southeastern University training facility, the first of its kind in club history.
- May 3 The Dolphins name Rick Spielman as vice president-player personnel.
- June 12 Huizenga Holdings, Inc., the private company that represents many of the non-publicly traded business interests of the Huizenga family, announces that it retained the investment banking firm of Morgan Stanley Dean Whitter to explore strategic alternatives regarding the financial structure of the Miami Dolphins and Pro Player Stadium. Alternatives include the potential of additional investors in the team and the stadium, as well as naming rights for the stadium.
- Aug. 21 The portion of N.W. 199 Street in front of Pro Player Stadium is re-named "Dan Marino Boulevard." The new address for the Dolphins' home becomes 2269 Dan Marino Boulevard.
- Aug. 23 More than 50,000 fans show up at Pro Player Stadium for the public tribute to Dan Marino. The night's festivities include appearances by the five other members of the famed quarterback "Class of '83" – John Elway, Jim Kelly, Todd Blackledge, Tony Eason and Ken O'Brien – as well as former Dolphins Head Coach Don Shula and former Steelers quarterback Terry Bradshaw. The band "Hootie and the Blowfish" provide the musical entertainment, while the four-hour event concludes with a fireworks display.

## 2000

- Sept. 3 Jay Fiedler opens at quarterback in the Dolphins' season-opener against Seattle at Pro Player Stadium. Fiedler is the first quarterback to start on opening day for the Dolphins other than Dan Marino since 1983. Fiedler completes 15 of 24 passes for 134 yards with one touchdown and no interceptions in the Dolphins' 23-0 win, the third shutout victory on opening day in franchise history and the first since 1983.
- Sept. 17 The Dolphins defeat the eventual Super Bowl champion Baltimore Ravens, 19-6, in a game that was played through a steady rain at Pro Player Stadium. At halftime of the game, former quarterback Dan Marino has his jersey No. 13 retired, the second Dolphin ever to receive that honor. He also becomes the 13th member of the Dolphin Honor Roll.
- Dec. 24 The Dolphins earn a 27-24 victory over the Patriots on Christmas Eve at Foxboro Stadium to claim the 12th AFC East title in club history and the first since 1994. Thirty-five minutes following the apparent conclusion of the game, both teams are summoned back onto the field after it is determined that three seconds still remain with the Patriots having the ball at their own 40. Michael Bishop's final pass attempt of the game falls incomplete at about the Dolphins' 25.
- Dec. 30 The Dolphins erase a 14-0 third-quarter deficit by scoring 23 of the next 26 points en route to a 23-17 overtime win against the Colts in an AFC First-Round Playoff game at Pro Player Stadium. It marks the second-largest comeback win in Dolphins postseason annals. The winning points are scored on a 17-yard run by running back Lamar Smith with 3:34 to play in the first overtime. It caps a day in which Smith set an NFL playoff record with 40 rushing attempts. His 209 rushing yards is the second-highest figure in NFL playoff history and the most-ever by a Dolphin (regular season or postseason) at the time.

## 2001

- Jan. 15 Keith Armstrong is named special teams coach and Tony Wise is hired as offensive line coach.
- Jan. 27 Former LB Nick Buoniconti, who anchored Miami's "No-Name" defense, leading the Dolphins to two straight Super Bowl victories, becomes the eighth former Dolphin to be elected into the Pro Football Hall of Fame, and the first defensive player.
- Feb. 2 Head Coach Dave Wannstedt signs a one-year contract extension through the 2003 season.
- Mar. 1 Bob Sanders is named linebackers coach, replacing Randy Shannon, who became the defensive coordinator at the University of Miami.
- May 9 Vice President of Player Personnel Rick Spielman signs a one-year contract extension through the 2003 season. In addition, Ron Labadie is promoted to director of college scouting, after serving as the Dolphins' Midwest scout since 1990. Tom Braatz, the team's director of college scouting since 1992, is named as a scout, and John Crea is named as the Dolphins' Midwest area scout.
- June 4 George Paton is named director of pro personnel.
- Aug. 4 Former LB Nick Buoniconti is inducted into the Pro Football Hall of Fame, the eighth Dolphin and first defensive player to earn that honor.
- Sept. 13 In the wake of the September 11 terrorist attacks, the NFL announces that it will cancel games for the weekend of September 16-17. The Dolphins game against the Buffalo Bills at Pro Player Stadium is rescheduled for Sunday, January 6.
- Dec. 10 The Dolphins earn a resounding 41-6 victory over the Indianapolis Colts on a Monday night at Pro Player Stadium, the last game that these two teams would play as AFC East opponents, prior to realignment in 2002. For the Dolphins, it is their 36th victory on Monday Night Football, as they surpass San Francisco as the winningest team in MNF history.
- Dec. 16 The Dolphins are handed a 21-0 shutout by the San Francisco 49ers at 3Com Park. Coupled with their 24-0 loss to the Jets at Pro Player Stadium on November 18, it marks just the third time in franchise history and the first time since 1970 that the Dolphins suffer two shutout losses in the same season.
- Dec. 22 Playing their third game in 13 days, the Dolphins drop a 20-13 decision to the New England Patriots in the last regular season game ever played at Foxboro Stadium.
- Dec. 30 With a 21-14 win over Atlanta at Pro Player Stadium, the Dolphins clinch their fifth playoff appearance in a row, as they become the only NFL team to reach the postseason in each of these five years, a span ranging from 1997-01.

## 2002

- Jan. 28 Bryan Wiedmeier is promoted to executive vice president and chief operating officer and Rick Spielman is promoted to senior vice president – football operations/player personnel.
- Feb. 5 The Dolphins name Norv Turner as their assistant head coach/offensive coordinator.
- Feb. 13 Head Coach Dave Wannstedt signs a one-year contract extension through the 2004 season.
- March 14 The Dolphins and WQAM Radio sign a new two-year contract for the station to continue to serve as the team's flagship through 2003.
- June 5 At the team's annual Kickoff Banquet, President Eddie Jones announces that former RB Larry Csonka will have his uniform jersey No. 39 retired during halftime ceremonies of the Dolphins' December 9 game against Chicago at Pro Player Stadium. Csonka will become the third player to receive this honor, joining QB Bob Griese (No. 12 on May 6, 1982) and QB Dan Marino (No. 13 on September 17, 2000).
- Sept. 8 The Dolphins record their 11th consecutive opening day victory with a 49-21 decision over the Detroit Lions at Pro Player Stadium. Making his Dolphins debut, RB Ricky Williams rushes for 111 yards and two touchdowns on 20 carries, the fifth-highest rushing total by a player in his initial appearance as a Dolphin.
- Sept. 22 The Dolphins snap an eight-game losing streak to the Jets with a convincing 30-3 win at Pro Player Stadium. The victory also marks the Dolphins' 17th straight at home during the regular season in the months of August/September. Ricky Williams rushes for 151 yards and a touchdown on 24 attempts, becoming the first player in team history to amass three straight 100-yard rushing games. Coupled with his 132-yard effort the previous week at Indianapolis, his two-game rushing total of 283 yards sets a new Dolphins record, surpassing the old mark of 273, which had been held by Bernie Parmalee since 1994. Williams will go on to break this two-game record three subsequent times during the course of the season.

## 2002

Oct. 13	In their first of four prime-time appearances of the year, the Dolphins register a 24-22 win over the Denver Broncos in their first-ever visit to INVESCO Field at Mile High. Jason Elam's 55-yard field goal with 45 seconds to play gives Denver a 22-21 lead. Olindo Mare counters with a 53-yarder with six seconds remaining to lift the Dolphins to the victory. It marks the first time in NFL history that a kicker from each team has accounted for a field goal of 50 yards or longer with less than a minute to play in a game.
Nov. 24	Ricky Williams establishes a new club single-season standard with his sixth 100-yard rushing game of the season with a 143-yard, two-touchdown effort in a 30-3 victory over San Diego at Pro Player Stadium. He breaks the old mark of five, which was first set by Delvin Williams in 1978.
Dec. 1	Ricky Williams further etches his name into the Dolphins' record book when he rushes for 228 yards and two touchdowns on 27 carries in a 38-21 loss to the Bills in Buffalo. This single-game total surpasses the previous record of 209 yards, set by Lamar Smith in a 2000 First-Round Playoff victory over Indianapolis. In the process, Williams also surpasses Delvin Williams' club single-season record of 1,258 yards, achieved in 1978. In addition, with Williams overtaking the 1,200-yard rushing mark, the conditional third-round draft choice in 2003 that the Dolphins sent to the Saints in the trade for Williams on March 8, now becomes a second-round pick.
Dec. 9	In a 27-9 victory over the Chicago Bears in a Monday night game at Pro Player Stadium, Ricky Williams becomes just the third player (fourth time) in NFL history to amass back-to-back 200-yard rushing games, as he runs for 216 yards and two touchdowns on 31 carries. He joins Hall of Famers O.J. Simpson (1973, 1976) and Earl Campbell (1980) as the only players to achieve this feat. His two-game rushing total of 444 yards is the fourth-most in NFL annals, while his 587 yards over the three-game span is third-most in league history. In the process, he breaks his own club record with his fourth consecutive 100-yard rushing performance. It also represents his fourth straight game with a pair of rushing scores. His total for the game gives him 1,500 yards for the season, as the second-round draft choice that the Saints get from the Dolphins as part of the trade now becomes a first-rounder in '03. At halftime of the game, former FB Larry Csonka has his jersey No. 39 retired, just the third Dolphin ever to receive that honor, joining QBs Bob Griese (No. 12) and Dan Marino (No. 13).
Dec. 21	Jason Taylor is credited with 1.5 sacks as he ties Bill Stanfill's club single-season record for sacks with 18.5, during the game against the Vikings at the Hubert H. Humphrey Metrodome. Taylor also extends his streak of consecutive games with a sack to eight. That streak will come to an end in the season finale the following week as he is shut out by the Patriots. Taylor's sack total leads the NFL in 2002, as he becomes the first Dolphin ever to achieve that feat.
Dec. 29	Ricky Williams rushes for 185 yards and two touchdowns on 31 attempts against the Patriots in Miami's first-ever visit to Gillette Stadium. His second score of the game occurs on a 14-yard run in the second quarter, his 16th rushing score of the season and establishes a new Dolphins single-season record for rushing touchdowns, surpassing the previous mark of 15 set by Karim Abdul-Jabbar in 1997. Williams also finishes the year as the team's single-season leader for rushing yards (1,853), attempts (383), 100-yard rushing games (10) and total yards from scrimmage (2,216). His rushing yardage total also leads the NFL in 2002, as he becomes the first Dolphin ever to earn that distinction.

## 2003

Feb. 2	Ricky Williams rushes for 56 yards and two touchdowns on 11 attempts, catches three passes for 18 yards while also forcing a fumble on special teams in the AFC's 45-20 victory over the NFC in the Pro Bowl in Honolulu. For his efforts, Williams is named the game's MVP, just the second Dolphin ever to win that honor, joining K Garo Yepremian who came away with the award in the 1974 game.
Feb. 13	The Dolphins name Glenn Pires as assistant defensive line coach.
May 2	Tom Braatz, a veteran of 38 seasons as an NFL front office executive, announces his retirement. Chris Grier, the team's southeast college scout the past three years, is promoted to national scout.
May 9	QB's Coach Mike Shula, who played quarterback at the University of Alabama from 1983-86, is introduced as the school's head coach.
Oct. 27	The Dolphins record a 26-10 victory over the San Diego Chargers in a Monday night game at Sun Devil Stadium in Tempe, Arizona. The game originally was scheduled to be played at Qualcomm Stadium in San Diego, but is moved because of wildfires that devastate Southern California. After arriving in San Diego Sunday evening, the Dolphins board a flight to Phoenix the morning of the game, at approximately 11:00 a.m. (PT).
Nov. 23	In a Sunday night game against Washington at Pro Player Stadium, the Dolphins don orange jerseys in a 24-23 win over Washington. It is the first time in franchise history that the Dolphins have worn a jersey color other than white or aqua.
Nov. 27	The Dolphins improve their Thanksgiving Day record to 4-1 with a 40-21 victory over the Dallas Cowboys at Texas Stadium. The Dolphins wear their "throwback" jerseys, commemorating the 30th anniversary of the 1973 team that captured the club's second straight Super Bowl title.
Dec. 15	At halftime ceremonies against the Philadelphia Eagles at Pro Player Stadium, former wide receivers Mark Dupler and Mark Clayton become the 14th and 15th members of the Dolphins Honor Roll.
Dec. 21	In a 20-3 win over the Buffalo Bills at Ralph Wilson Stadium, DE Jason Taylor registers three sacks, and in the process becomes the Dolphins' all-time sack leader, surpassing Bill Stanfill, whose mark of 67.5 had stood since 1976.
Dec. 29	Chairman of the Board and Managing General Partner H. Wayne Huizenga announces that the Dolphins will restructure their football operations for the 2004 season, including the search for a general manager who will be responsible for all personnel matters on both the professional and college levels, as well as the makeup of the Dolphins roster. Head Coach Dave Wannstedt is given a two-year contract extension through the 2006 season.



## 2004

- Jan. 12 Rick Spielman is promoted to general manager from senior vice president-football operations/player personnel, a position in which he had served since 2002. He first joined the club as vice president-player personnel since 2000. In addition, Dan Marino is named senior vice president/football operations.
- Jan. 26 Joel Collier is promoted to offensive coordinator from running backs coach. He takes over the spot which became vacant when Norv Turner was named head coach with the Oakland Raiders. Marc Trestman is named assistant head coach/quarterbacks. Miami native Jerry Sullivan is appointed wide receivers coach.
- Feb. 2 Bernie Parmalee is promoted to running backs coach from assistant special teams/offensive assistant, while Chris Foerster is named tight ends coach after handling that same position with the Indianapolis Colts each of the previous two seasons.
- Feb. 3 Dan Marino resigns as senior vice president/football operations, saying, "I knew it would involve a significant lifestyle change but after further reflection, it became clear that those adjustments were ones that my family and I are not prepared to make at this time. As a result, I have decided that it would not be in the best interests of either my family or the Miami Dolphins to assume the role as the team's senior vice president of football operations."
- May 10 Head Coach Dave Wannstedt announces several adjustments to the coaching staff for the 2004 season. Chris Foerster, who was hired earlier in the offseason to coach the team's tight ends, was named offensive coordinator. Joel Collier will return to coaching the running backs, a position that he had held since 1998. Bernie Parmalee, who had been named running backs coach in the offseason following two years as an offensive assistant, will tutor the Dolphins' tight ends. These changes were necessitated because of health-related reasons on the part of Collier.
- July 25 RB Ricky Williams informs the Miami Herald of his intention of retiring from professional football.
- July 30 On the day the Dolphins report for the 39th training camp in franchise history, the club places Ricky Williams on its Reserve/Did Not Report list.
- Sept. 9 Because of the threat of Hurricane Ivan, the Dolphins regular season opener against Tennessee is moved up one day, from September 12 to September 11, at Pro Player Stadium.
- Sept. 26 Kickoff for the Dolphins-Steelers game at Pro Player Stadium is moved from 1 p.m. to 8:30 p.m., one day after South Florida feels the effects of Hurricane Jeanne.
- Oct. 10 K Olinde Mare aggravates a calf injury during pre-game warm-ups prior to a game against New England at Gillette Stadium. It thrusts return man Wes Welker into kicking duties. Not only did Welker perform his usual punt and kickoff return chores, but he also converted both a 29-yard field goal attempt and a PAT, and kicked off as well, becoming the first player in NFL history to do all five in the same game. Although the Dolphins lost, 24-10, Welker was named AFC Special Teams Player of the Week.
- Nov. 9 Dave Wannstedt steps aside as head coach. Defensive Coordinator Jim Bates takes over on an interim basis.
- Nov. 21 In Jim Bates' first game as head coach, the Dolphins suffer a 24-17 loss at Seattle, dropping their record to 1-9, clinching the franchise's first losing season since 1988.
- Nov. 28 After spending the entire week in San Francisco preparing for their game against the 49ers, the Dolphins give Jim Bates his first win as an NFL head coach by virtue of their 24-17 victory at Monster Park.
- Dec. 25 While in Orlando, Fla., preparing for his team's Capital One Bowl game against Iowa, LSU Head Coach Nick Saban announces that he will accept an offer to become the sixth head coach in Dolphins history.
- Dec. 27 Nick Saban signs a five-year contract to become head coach of the Dolphins.

## 2005

- Jan. 10 Chairman of the Board and Managing General Partner H. Wayne Huizenga announces major organizational and stadium changes through the creation of an innovative sports and entertainment company, Dolphins Enterprises, LLC. This company now will serve as an umbrella for all of the Huizenga sports and entertainment entities. In addition, Pro Player Stadium is re-named Dolphins Stadium. Improvements to the stadium include a remodeled club level and luxury suites, improved traffic flow, additional parking and state-of-art scoreboards.
- Jan. 10 Derek Dooley, Will Muschamp and Bobby Williams, all of whom were on Nick Saban's staff at LSU in 2004, are named as assistants on the Dolphins' staff. Scott O'Brien, the special teams coach with Carolina the past six seasons, is named coordinator of football operations. Jim Bates informs Nick Saban that he will not be returning to the Dolphins' coaching staff in 2005.
- Jan. 13 Former Dallas Cowboys and NFL executive Joe Bailey is named chief executive officer of Dolphins Enterprises, LLC.
- Jan. 19 Former Minnesota Vikings Offensive Coordinator Scott Linehan is named to the same post with the Dolphins. George Edwards, Travis Jones and Dan Quinn all are named assistants on the defensive side of the ball.
- Jan. 25 Charlie Baggett is named wide receivers coach and Hudson Houck is named offensive line coach.
- Feb. 2 Jason Garrett, who concluded his 12-year career as a player by spending the final six games of 2004 with the Dolphins, is named the team's quarterbacks coach.
- Feb. 5 In his first year of eligibility, former QB Dan Marino is one of four elected into the Pro Football Hall of Fame, becoming the ninth former Dolphin to earn this honor.
- Feb. 14 Tim Davis is named assistant offensive line coach and Bert Hill is named associate strength coach.
- March 1 Richard Smith is named defensive coordinator. In addition, Dolphins Head Coach Nick Saban announces the assignments of several coaches who had previously been hired to the staff; Derek Dooley-tight ends, George Edwards-linebackers, Travis Jones-assistant defensive line, Will Muschamp-assistant head coach/defense, Dan Quinn-defensive line, Bobby Williams-running backs. Among his responsibilities, Muschamp will work with the team's safeties and the nickel package.
- March 15 The Dolphins enter into a multi-year partnership with 790 The Ticket, in which the station will serve as the team's flagship through at least the 2006 season.
- June 3 General Manager Rick Spielman announces that he is leaving the organization.
- June 6 The Dolphins announce the hiring of Randy Mueller as general manager.



## 2005

- June 8 At the team's annual Awards Banquet, it is announced that the Leadership Award is renamed the "Don Shula Leadership Award." In addition, former team President Eddie Jones is named the first winner of the new "Winning Edge Award."
- June 9 Former T Richmond Webb signs a one-day contract with the team, allowing him to retire as a Dolphin.
- July 14 Former WR Nat Moore is added to the Dolphins radio broadcast team on 790 The Ticket as the sideline reporter. He joins fellow former Dolphins Jimmy Cefalo (play-by-play) and Joe Rose (analyst), as the Dolphins become the only NFL team to have three alumni on their game broadcasts.
- Aug. 7 QB Dan Marino becomes the ninth former Dolphin and eighth player to be inducted into the Pro Football Hall of Game in Canton. More than 20,000 – most of whom are Marino fans – pack Fawcett Stadium. Dolphins Chairman of the Board and Managing General Partner H. Wayne Huizenga flies team employees and their families to Canton for the ceremonies.
- Oct. 6 Dolphins Stadium is awarded Super Bowl XLIV following the 2009 season, the second time in a matter of four years and the 10th time overall that the Super Bowl will have been staged in South Florida.
- Oct. 7 The Dolphins announce that the busts of their nine Hall of Famers will be on display at Dolphins Stadium from October 22-29 as part of the newly created "Gallery of Legends."
- Oct. 20 The impending arrival of Hurricane Wilma forces the Dolphins to move their Sunday, October 23 home against the Kansas City Chiefs up two days to Friday, October 21 at 7:00 p.m. It is the third time in two years that the Dolphins have had either the date or time of a home game altered because of a hurricane. The opening of the "Gallery of Legends," slated for October 22, also is postponed.
- Nov. 2 The "Gallery of Legends" makes its public debut at Dolphins Stadium.
- Nov. 6 At halftime of the Dolphins' game against the Atlanta Falcons at Dolphins Stadium, Dan Marino is presented with his Hall of Fame ring, an event that originally was scheduled to take place at the October 23 game against Kansas City, but postponed because of Hurricane Wilma.
- Dec. 4 Trailing the Buffalo Bills 21-0 in the second quarter, the Dolphins go on to score 24 of the game's next 26 points, including 21 in the fourth quarter, as they register the second-largest comeback win in team history, 24-23. Chris Chambers highlights the victory as he sets Dolphins single-game records for both receptions (15) and receiving yards (238).
- Dec. 11 The Dolphins earn a 23-21 victory over the San Diego Chargers at Qualcomm Stadium. It marks Miami's second win on the West Coast in a matter of three weeks, as they recorded a 33-21 victory over the Raiders in Oakland on November 27. It is the first time in team history that they have won two road games in the Pacific Time Zone in the same season.
- Dec. 21 WR Chris Chambers, DE Jason Taylor and LB Zach Thomas are named to the AFC Pro Bowl squad. For Thomas, it is the sixth selection of his career, the most of any defender in Dolphins history.

## 2006

- Jan. 10 Bryan Wiedmeier is elevated to President/COO of the Miami Dolphins. Wiedmeier had served the club since 1981, including the last four years as executive vice president/COO.
- Jan. 22 Former Buffalo Bills Head Coach Mike Mularkey is named offensive coordinator, taking over for Scott Linehan, who after just one year in his post with the Dolphins, was named head coach with the St. Louis Rams.
- Jan. 24 Former Carolina Panthers and Houston Texans Head Coach Dom Capers joins the Dolphins staff as a special assistant to Head Coach Nick Saban.
- Apr. 8 In conjunction with Season Ticket Holder Appreciation Day, Dolphins Enterprises CEO Joe Bailey announces a major repositioning of Dolphins Stadium. Anchored by the unveiling of a new stadium logo and the world's largest hi-definition video boards, the announcement included renaming the stadium "Dolphin Stadium" and a marketing strategy that will position the stadium to be one of the world's leading sports and entertainment facilities.
- Apr. 25 The NFL announces that RB Ricky Williams will be suspended for at least one year for violating the league's substance abuse policy.
- Nov. 19 Jason Taylor scores on a 51-yard interception return to lead the Dolphins to a 24-20 win over the Minnesota Vikings at Dolphin Stadium. Taylor's touchdown is the seventh of his career, which ties George Martin's NFL record for most career touchdowns by a defensive lineman. Taylor's interception return for a score, coupled with safety Renaldo Hill's 48-yard fumble return for a touchdown, marks just the second time in franchise history that the Dolphins have had a fumble return for a touchdown and an interception return for a touchdown in the same game.
- Dec. 3 Former S Dick Anderson becomes the 16th member of the Dolphin Honor Roll during halftime ceremonies of the game against Jacksonville at Dolphin Stadium.
- Dec. 19 LB Zach Thomas and DE Jason Taylor are named to the AFC Pro Bowl squad. For Thomas, it is the seventh such honor of his career, tying him with Richmond Webb for the second-most selections in franchise history.
- Dec. 25 At halftime ceremonies of the Jets game at Dolphin Stadium, former T Richmond Webb becomes the 17th member of the Dolphin Honor Roll.

## 2007

- Jan. 3 Head Coach Nick Saban resigns his post with the Dolphins after accepting the same position at University of Alabama.
- Jan. 5 DE Jason Taylor is named the Associated Press Defensive Player of the Year, becoming the third Dolphin to earn that honor, joining safety Dick Anderson (1973) and defensive end Doug Betters (1983).
- Jan. 19 Cam Cameron, the offensive coordinator with the San Diego Chargers since 2002, is named the seventh head coach in Dolphins history.
- Feb. 2 At an international press conference at the Miami Beach Convention Center, it is announced that the Dolphins will take part in the first-ever NFL regular season game to be staged outside of North America, as they will face the New York Giants on October 28, 2007 at London's Wembley Stadium.

## 2007

- Mar. 16 Dennis Sym, more commonly known to Dolphins Fans as "Dolfan Denny" dies at the age of 72. Sym led Miami crowds in cheers and chants in his glittering orange and aqua hat from the Dolphins' first game in 1966, starting in the stands. In 1976, then team Chairman of the Board and Managing General Partner Joe Robbie asked Denny to move down to the field as the team's official motivator. Sym retired in 2000.
- Apr. 23 WQAM Radio enters into an agreement with the Dolphins to air Dolphins games once again, starting in 2007 and running through at least 2009.
- Oct. 7 Jason Taylor starts his 119th straight game in a matchup against the Texans at Houston's Reliant Stadium, setting a new Dolphins record, one that was formerly held by Richmond Webb.
- Oct. 21 In a 49-28 loss to the New England Patriots at Dolphin Stadium, Jason Taylor intercepts a Matt Cassel pass and returns it 36 yards for a TD, giving him eight career touchdowns. In the process, he sets an NFL record for most career touchdowns by a defensive lineman. He had been tied with former New York Giant George Martin.
- Dec. 16 Three plays after Matt Stover misses a 44-yard field goal attempt on the first possession of overtime, Cleo Lemon hits Greg Camarillo, who outraces a Ravens secondary for a 64-yard touchdown, as the Dolphins record a 22-16 victory over Baltimore at Dolphin Stadium, their lone win of 2007. At halftime of the game, the Dolphins honor their 1972 Perfect Season Team, who are celebrating its 35th anniversary of having gone 17-0.
- Dec. 20 Bill Parcells, a head coach in the NFL for 19 years, most recently with Dallas in 2006 and whose teams reached the Super Bowl three times, including a pair of championships, is named the Dolphins' executive vice president of football operations.
- Dec. 23 Jason Taylor plays in his 129th straight league game in a contest against the Patriots at Foxborough Stadium, establishing a new Dolphins record, one that was formerly held by Jim Langer.
- Dec. 31 It is announced that General Manager Randy Mueller will be leaving the club.

## 2008

- Jan. 2 Jeff Ireland, a member of the Dallas Cowboys personnel department since 2001, including the past three seasons as vice president of college scouting, is named general manager.
- Jan. 3 Head Coach Cam Cameron and all but two members of his staff (George Edwards, Steve Hoffman) are released from their duties.
- Jan. 16 Tony Sparano, a veteran of nine seasons as an NFL assistant, including the past four with the Dallas Cowboys, is named the eighth head coach in Dolphins history.
- Feb. 3 Just prior to kickoff of Super Bowl XLII between the Patriots and Giants at University of Phoenix Stadium, Jason Taylor is named the Walter Payton NFL Man of the Year for his work off the field. He becomes the third player to win this prestigious award as a Dolphin, joining a pair of Hall of Famers in Dwight Stephenson (1985) and Dan Marino (1998).
- Feb. 22 Chairman of the Board and Managing General Partner Wayne Huizenga announces that Stephen M. Ross of New York and Palm Beach has become a 50 percent partner in the franchise, the stadium and the surrounding developable land. The transaction is contingent upon approval of the National Football League.
- March 31 At the NFL Annual Meeting in Palm Beach, Fla., the league unanimously approves the sale of 50 percent of the Miami Dolphins to Stephen M. Ross.
- Apr. 22 Owning the No. 1 pick in the NFL Draft for the first time in team history, the Dolphins sign University of Michigan T Jake Long to a multi-year contract, making him the top pick in the draft, four days before the first day of the draft (April 26).
- Sept. 21 The Dolphins defeat the New England Patriots, 38-13, at Gillette Stadium, snapping the Patriots' 19-game regular season winning streak. In the game, the Dolphins unveil their Wildcat offense, which produces four touchdowns, each of which involves Ronnie Brown. They include three rushing scores while Brown also throws a touchdown. Brown racks up four rushing scores overall on the afternoon, a new Dolphins record.
- Dec. 7 The Dolphins and Bills take part in the NFL's first-ever regular season game staged in Canada as the Dolphins record a 16-3 victory at the Rogers Centre in Toronto.
- Dec. 14 At halftime of a 14-9 win over San Francisco at Dolphin Stadium, Bob Baumhower and Doug Betters become the 18th and 19th members of the Dolphin Honor Roll during halftime ceremonies.
- Dec. 21 The Dolphins rack up 403 yards of total offense en route to a 38-31 victory over Kansas City at Arrowhead Stadium. It's a game in which the lead changes hands seven times. The mercury at kickoff read 10 degrees, making it the coldest game in Dolphins history. With a wind chill, the temperature is minus-12 degrees.
- Dec. 28 The Dolphins cap a 10-game turnaround from 2007 with a 24-17 victory over the Jets at the Meadowlands, giving the Dolphins a record of 11-5 and the AFC East title, just one year after finishing 1-15. The 10-game improvement ties the 1999 Indianapolis Colts for the largest in NFL history.
- Dec. 30 The National Football League announces that Dolphin Stadium will host the Pro Bowl on January 31, 2010, one week prior to also hosting Super Bowl XLIV. It will be the first time the game is played prior to a Super Bowl and only the second Pro Bowl played in the same city as the Super Bowl. The Los Angeles Coliseum hosted the first Super Bowl on January 15, 1967 as well as that year's Pro Bowl.

## 2009

- Jan. 15 Dave DeGuglielmo is named offensive line coach.
- Jan. 20 Wayne Huizenga and Stephen M. Ross jointly announce that Ross has closed on the purchase of an additional 45 percent of the Miami Dolphins and Dolphin Stadium. Coupled with his earlier purchase of 50 percent of the franchise, the stadium, and the excess developable land last Feb. 22, Ross now has 95-percent controlling-interest of the Dolphins and the stadium while Huizenga will retain a five-percent share of both and remains a 50 percent partner in that land.
- Jan. 20 Rookie T Jake Long is added to the AFC Pro Bowl squad. He becomes just the fourth No. 1 overall pick in the draft to earn this honor since 1970, and the first one who was not a running back.
- Feb. 21 Darren Rizzi is named assistant special teams coach.

## 2009

May 3	Mike Dee is named as chief executive officer of the Miami Dolphins and Dolphin Stadium by Dolphins Chairman of the Board and Managing General Partner Stephen M. Ross.
May 8	Chairman of the Board and Managing General Partner of the Miami Dolphins, Stephen M. Ross, and celebrated singer songwriter Jimmy Buffett announce that Dolphin Stadium will be renamed Land Shark Stadium. The unique branding brings Buffett's Margaritaville and Land Shark themes to enhance the game-day experience. To mark the announcement, Buffett performs three songs and unveils the new lyrics to his iconic song "FINS", written expressly for the team.
June 25	Stephen M. Ross, Chairman of the Board and Managing General Partner of the Miami Dolphins, announces that 19-time Grammy Award-winning producer Emilio Estefan and international superstar Gloria Estefan are joining the organization as limited partners of the franchise. The Estefans are the first Cuban-Americans to hold a stake in an NFL franchise and one of the few Hispanics league-wide to hold this unique distinction.
July 21	Chairman of the Board and Managing General Partner of the Miami Dolphins, Stephen M. Ross announces that Grammy Award-winning singer/songwriter Marc Anthony is joining the organization as a limited partner of the franchise.
Aug. 7	Miami Dolphins Chairman of the Board and Managing General Partner Stephen Ross announces that world-renowned artist Romero Britto will bring Land Shark Stadium alive through his iconic art. The stadium's helixes and gate entrances will be adorned by Britto's high-energy and vibrant art, adding life and a touch of South Florida to the venue. In connection with the Dolphins celebration of Hispanic Heritage Month, children from various community organizations under the Brazilian artist's direction help paint the helixes with Britto's pulsating colors and pop themes.
Aug. 25	Chairman of the Board and Managing General Partner of the Miami Dolphins, Stephen M. Ross announces that Venus and Serena Williams, who have 18 Grand Slam tennis singles titles combined and are residents of Palm Beach Gardens, are joining the organization as limited partners of the franchise. The Williams sisters are the first female African-Americans to hold a stake in an NFL franchise and one of the few African-Americans league-wide to hold this unique distinction.
Sept. 21	The Dolphins open the 2009 home schedule with a prime time Monday night ESPN contest against the Indianapolis Colts, marking the team's first prime time home opener since a Thursday night against the Pittsburgh Steelers on September 10, 1981 and the first home opener on Monday night since September 22, 1975 against the Oakland Raiders.
Oct. 12	For the third time in team history (all in home prime time games), the Dolphins wear orange jerseys and defeat the New York Jets, 31-27, at Land Shark Stadium in a Monday Night contest. The win gives the Dolphins a perfect 3-0 record in those contests, having defeated Washington, 24-23, on Nov. 23, 2008, and the New England Patriots, 29-28, on Dec. 20, 2004.
Oct. 13	The National Football League approves Stacy Ann Ferguson as a proposed limited partner of the franchise during the NFL Fall Meetings that were held in Boston. Ferguson, who is better known by the stage name "Fergie", the female vocalist of the hip hop/pop group the Black Eyed Peas, is the sixth celebrity partner approved by the NFL and added to the franchise by Chairman of the Board and Managing General Partner Stephen M. Ross.
Nov. 1	In the Dolphins' 30-25 victory over the New York Jets at Giants Stadium, Ted Ginn, Jr. becomes the first player in NFL history with two touchdowns of 100 yards or more in the same game, running kickoffs back 100 and 101 yards for touchdowns, both in the third quarter. The third-year veteran also becomes the eighth player in NFL history with two kick return touchdowns in a game. Additionally, Ginn becomes the first player to record two returns for touchdowns in the same quarter since Green Bay's Travis Williams accomplished the feat November 12, 1967 vs. the Cleveland Browns in Milwaukee County Stadium. Ginn also records the second most kickoff return yards in a game in NFL history with 299 yards, which is second to Tyrone Hughes of the New Orleans Saints who registered 304 yards against the L.A. Rams on October 23, 1994.
Dec. 20	Ricky Williams has 19 carries for 80 yards at Tennessee, eclipsing the 1,000-yard mark for the season. Williams finishes the season with 1,121 rushing yards and breaks the NFL record for longest span between 1,000-yard seasons. Williams' last 1,000-yard season came in 2003, six seasons earlier. He finished second to Ernest Byner by 98 yards for the most yards in a single season between 1,000 yard rushing seasons.

## 2010

Jan. 19	Bill Sheridan is named linebackers coach.
Jan. 20	Mike Nolan is named defensive coordinator, replacing Paul Pasqualoni.
Jan. 20	The Miami Dolphins and the U.S. division of Sun Life Financial Inc. (NYSE: SLF, TSX: SLF) announce a multi-dimensional partnership that results in the team playing in what is now called "Sun Life Stadium."
Jan. 31	The Miami Dolphins unveil the "Perfect Moment in Time" statue in honor of Hall of Fame Coach Don Shula. The bronze statue adorns the entrance of the new Dolphins corporate headquarters at Sun Life Stadium, marking the return of the Dolphins front office to Miami-Dade County after 16 years. In addition, the stadium address is announced as 347 Don Shula Drive in honor of the head coach's career victory total.
Jan. 31	The 2010 Pro Bowl, the first contested prior to the Super Bowl and only the second Pro Bowl played in the same city as the Super Bowl, is staged at Sun Life Stadium. Houston Texans QB Matt Schaub is named the games' MVP while leading the AFC to a 41-34 win.
Feb. 24	Joe Danna is named assistant defensive backs coach.
Mar. 1	The Dolphins announce a six-year radio broadcast rights partnership with Clear Channel Communications that results in WBGW (105.9 FM) and WINZ (940 AM) becoming the Dolphins flagship stations.
May 20	In an emotional press conference, Zach Thomas announces his retirement after signing a free agent contract with the Dolphins. It allows him to finish his career with the team that he played for in his first 12 seasons in the league (1996-2007), making seven Pro Bowls and registering 100 or more tackles in all but one season in that span.
Oct. 5	Darren Rizzi is promoted to special teams coach. He had served as the team's assistant special teams coach since 2009.

## 2010

- Oct. 19 The Dolphins break their own record for the largest total for a single-site, one-day blood drive in Florida history during the Second Annual Touchdown for Life Blood Drive at Sun Life Stadium. A record 1,567 participants registered, exceeding last year's record in which there were 1,003 blood donors.
- Nov. 14 The Miami Dolphins honor long-time Miami Herald columnist Edwin Pope by naming the press box at Sun Life Stadium the "Edwin Pope Press Box."
- Nov. 18 During halftime ceremonies of the team's game against the Chicago Bears, former Dolphins S Jake Scott and defensive end Bill Stanfill become the 20th and 21st members to be inducted into the Dolphins Honor Roll. The pair were also teammates at the University of Georgia prior to joining the Dolphins.
- Nov. 20-21 More than 400 cyclists take part throughout two days of the inaugural Dolphins Cycling Challenge. DCC riders cycle across three South Florida counties and raised \$533,106 to support cancer research and treatment for the Sylvester Comprehensive Cancer Center.
- Dec. 5 Dan Carpenter kicks a 60-yard field goal against the Cleveland Browns at Sun Life Stadium, which breaks the record for longest field goal in team history. The record had been set by Pete Stoyanovich who booted a 59-yard kick on November 12, 1989 at the New York Jets.

## 2011

- Jan. 2 With six carries at New England, Ricky Williams sets the team record for most career rushing attempts with 1,509. Williams passes Hall of Famer Larry Csonka, who held the record with 1,506 attempts.
- Jan. 8 Head Coach Tony Sparano signs a contract extension through the end of 2013 season.
- Jan. 19 Brian Daboll is named offensive coordinator.
- Jan. 20 The Dolphins name Jeff Nixon as running backs coach and Darren Krein as head strength and conditioning coach.
- Jan. 22 General Manager Jeff Ireland signs a multi-year contract extension.
- Jan. 24 Dan Campbell is named tight ends coach. Campbell originally joined the staff prior to the 2010 season, serving as a coaching intern/offense.
- Jan. 26 The Dolphins announce several changes to their coaching staff. Special teams coach Darren Rizzi is promoted to special teams coordinator, Karl Dorrell is now the quarterbacks coach after directing the team's wide receivers, former offensive quality control coach Steve Bush is now the wide receivers coach, Dave Fipp is named as the assistant special teams coach, Tony Sparano, Jr. is named offensive quality control coach and Ike Hilliard joins the team as assistant wide receivers coach.
- Feb. 21 Former Dolphins Pro Bowl linebacker Bryan Cox returns to the organization as the team's pass rush coach.
- May 4 A public memorial service to celebrate the life and achievements of former Dolphins tight end and long-time broadcaster Jim "Mad Dog" Mandich, who passed away on April 26 after a battle with bile-duct cancer, is held in front of a crowd of several thousand fans at Sun Life Stadium. At the celebration it is announced that Mandich will be inducted to the Dolphin Honor Roll as a "Special Contributor."
- Aug. 1 Jason Taylor re-signs with the Dolphins for the third stint with the team. A veteran of 15 seasons, the former NFL Defensive Player of the Year (2006) and NFL Man of the Year (2007) has played with Miami (1997-2007, 2009), Washington (2008) and the N.Y. Jets (2010).
- Aug. 19 Hall of Fame QB Bob Griese is added to the Dolphins radio booth, replacing Jim Mandich, who had passed away earlier that year in April. Griese rounds out the radio broadcast crew of play-by-play voice Jimmy Cefalo and color analyst Joe Rose.
- Sept. 12 Hours before the season opener against the Patriots, Dolphins Chairman of the Board and Managing General Partner Steve Ross is accompanied by Tim Robbie and Hall-of-Famers Dan Marino, Bob Griese, Larry Little and Dwight Stephenson as he re-dedicates a statue of team founder Joe Robbie on the newly named Joe Robbie Alumni Plaza, located at Gate C of Sun Life Stadium. The plaza will be the place where Dolphins legends from the player side and the fan side will be honored going forward.
- Dec. 4 A little more than an hour before the Dolphins and Raiders game at Sun Life Stadium, original Chairman of the Board and Managing General Partner Joe Robbie and nine Dolphins legends took their place on the newly minted Walk of Fame. The shrine surrounds a statue of the late Robbie as the centerpiece of the Joe Robbie Alumni Plaza. Hall-of-Famers Don Shula, Dan Marino, Bob Griese, Nick Buoniconti, Jim Langer, Larry Little, Larry Csonka and Dwight Stephenson and Paul Warfield joined Robbie in having their names immortalized in bronze. At halftime, former Dolphins TE and broadcaster Jim Mandich became the 22nd member of the Dolphin Honor Roll.
- Dec. 12 Todd Bowles, who had served as Miami's assistant head coach/secondary since joining the organization prior to the 2008 season, is named as the team's interim head coach, replacing Tony Sparano.
- Dec. 18 Reggie Bush gains a career high 203 rushing yards in Miami's 30-23 win. The performance marks the fourth time in team history that a Dolphins running back surpasses the 200-yard rushing mark, joining Ricky Williams (228 yards at Buffalo on December 1, 2002 and 216 yards vs. Chicago on December 9, 2002) and Lamar Smith (209 yards vs. Indianapolis in an AFC Playoff contest on December 30, 2000).
- Dec. 24 Reggie Bush tops the 100-yard rushing mark for the fourth consecutive game with 113 yards at the Patriots and surpasses the 1,000-yard rushing mark. It marks the 12th time in team history that a Dolphins runner has posted a 1,000-yard rushing season. In the game, Bush and WR Brandon Marshall become first 1,000-yard rushing and receiving tandem in a single season in franchise history.

## 2012

- Jan. 1 Jason Taylor is carried off the field by his teammates in the final game of his record-setting career following Miami's 19-17 season-ending victory over the New York Jets. Taylor, who announced his retirement on December 28, 2011, finishes his career with 139.5 sacks (sixth-most in NFL history), an NFL-record six fumble returns for touchdowns and six Pro Bowl appearances. The win is the 400th regular season triumph in Dolphins history.

## 2012

Jan. 20	Joe Philbin is named as the 10th head coach in Miami Dolphins team history. Philbin joins Miami from the Green Bay Packers, where he originally joined the team on February 10, 2003 as assistant offensive line coach. He was promoted to tight ends/assistant offensive line on February 27, 2004 and was promoted by Head Coach Mike McCarthy to offensive line coach on January 17, 2006, and to offensive coordinator on January 15, 2007.
Jan. 27	Mike Sherman is named as offensive coordinator and Kevin Coyle joins the organization as defensive coordinator.
Jan. 29	Brandon Marshall catches six passes for 176 yards and four touchdowns in the Pro Bowl and is named as the game's MVP following a 59-41 AFC victory. Marshall joins K Garo Yepremian (1974) and RB Ricky Williams (2003) as the only Dolphins to be named as the MVP of the NFL's annual all-star game.
Jan. 30	George Edwards is named as Miami's linebackers coach and Zac Taylor as assistant quarterbacks coach. The team also announces that tight ends coach Dan Campbell, strength coach Darren Krein and special teams coordinator Darren Rizzi have been retained on Head Coach Joe Philbin's staff.
Feb. 2	Jim Turner is named as team's offensive line coach. The Dolphins also announce that Defensive Quality Control coach David Corrao, Assistant Special Teams Coordinator Dave Fipp, Assistant Strength Coach Dave Puloka and Defensive Line Coach Kacy Rodgers have been retained on the coaching staff.
Feb. 4	The Dolphins name Lou Anarumo as defensive backs coach, Phil McGeoghan as assistant wide receivers coach and Ken O'Keefe as the wide receivers coach.
Feb. 10	Coach Joe Philbin completes his coaching staff by naming Blue Adams as assistant defensive backs coach, Charlie Bullen as defensive assistant, Ben Johnson as offensive assistant, Chris Mosley as assistant offensive line coach and announcing that Running Backs Coach Jeff Nixon has been retained.
April 3	The Miami Dolphins, Nike and the NFL reveal the team's new jersey at a special event in New York City. The primary change to the Dolphins uniform is performance-based with a new uniform material as well as cut of the jersey. The most noticeable design change is the "flywire technology" on the collar.
May 29	Head Coach Joe Philbin announces that the Dolphins will participate in the 2012 season of Hard Knocks, a reality sports documentary television series produced by NFL Films and HBO. The show follows a single NFL team through its training camp and covers the team's preparation for the upcoming football season.
June 28	Director of Player Personnel Brian Gaine is promoted to assistant general manager.
Aug. 8	The Dolphins announce a comprehensive marketing and community partnership agreement with Doctors Hospital Center for Orthopedics & Sports Medicine, a division of Baptist Health South Florida. The partnership includes the naming rights to the team's training facility in Davie, Florida with the complex now officially known as the Doctors Hospital Training Facility at Nova Southeastern University.
Aug. 10	Senior Vice President of Football Operations Dawn Aponte is promoted to executive vice president of football administration.
Sept. 9	Ryan Tannehill becomes the first rookie QB in franchise history to start a season opener when he lines up behind center at the Texans. Tannehill would go on to start all 16 regular season games and become the first rookie signal caller to accomplish that feat as well.
Sept. 30	WR Brian Hartline sets a team record with 253 receiving yards in Miami's game at the Cardinals. Hartline's receiving yardage total surpasses the previous record of 238 yards set by Chris Chambers on December 4, 2005. In addition, QB Ryan Tannehill's throws for 431 passing yards which are the second most (now third) in NFL history by a rookie passer. Lastly, DE Cameron Wake records 4.5 sacks, the most by a Dolphins player in team history (since 1982 when sacks became an NFL official statistic).
Oct. 14	Former Dolphins DE/LB Jason Taylor and LB Zach Thomas are inducted into the Dolphin Honor Roll during halftime of Miami's 17-14 win over the St. Louis Rams at Sun Life Stadium.
Nov. 15	Kick returner Marcus Thigpen scores on a 96-yard kickoff return at Buffalo and becomes the first Dolphins player to return both a kickoff and a punt for a touchdown in the same season. Thigpen ran back a punt 72 yards for a score in the season opener at Houston on September 9.
Nov. 25	With a 9-yard completion to WR Davone Bess against the Seahawks, QB Ryan Tannehill sets a team record for most passing yards in a season by a Dolphins rookie quarterback. Tannehill passes Dan Marino, who passed for 2,210 yards as a rookie in 1983. Tannehill would go on to finish his rookie campaign with 3,294 yards.
Dec. 15	The world premiere of "More Than Perfect. One Team, One Town. The Impact Of The 1972 Miami Dolphins" takes place at the historic Olympia Theater at the Gusman Center for the Performing Arts in Downtown Miami. The film, produced by Bombo Sports & Entertainment in cooperation with NFL Films, is one of a kind feature which sheds new light on one of team sports greatest achievements through a series of never-before-seen footage and exclusive interviews with both players and community leaders.
Dec. 16	During halftime ceremonies of Miami's 24-3 win over the Jacksonville Jaguars, the organization celebrates the 40th anniversary of the NFL's only perfect team, the 1972 Super Bowl champion Miami Dolphins. Led by Hall-of-Fame Head Coach Don Shula, a large contingent of the members of that championship team also honors their defensive coordinator, Bill Arnsparger, who has his name added to the Dolphin Honor Roll. Prior to the game, DT Manny Fernandez (1968-75), QB Don Strock (1974-87), QB Earl Morrall (1972-76), DT Tim Bowens (1994-2004) and WR Nat Moore (1974-86) are added to the team's Walk of Fame at the Joe Robbie Alumni Plaza in front of Gate C at Sun Life Stadium.

## 2013

Jan. 30	Marwan Maalouf is named as assistant special teams coach. The team also announces a series of promotions, including defensive assistant coach Charlie Bullen to assistant defensive line coach, offensive assistant Ben Johnson to assistant quarterbacks coach and assistant quarterbacks coach Zac Taylor to quarterbacks coach.
March 29	Dolphins CEO Mike Dee confirms the team's new logo, which still includes navy and white accents. The newly evolved logo remains aqua and orange, though the colors return to the hues worn by the '70s and '80s teams.
April 25	The Dolphins officially debut the organization's logo and uniform evolution at the team's 2013 Fins on the Clock Draft Party at Sun Life Stadium. The event features a host of current and former Dolphins greats, including the evolution of the Dolphins uniforms featuring Bob Griese, Dan Marino and Jason Taylor in the uniforms of their time followed by the debut of the team's new uniform modeled by current players.

## 2013

- May 29 Dolphins General Manager Jeff Ireland announces promotions within the player personnel department, including Anthony Hunt as director of pro scouting, Joe Schoen as assistant director of college scouting, Adam Engroff as national scout and Cody Rager as West Coast area scout.
- Aug. 4 The Dolphins debut their new logo and uniforms as the team kicks off the 2013 season against the Dallas Cowboys and makes its fourth appearance in the Pro Football Hall of Fame Game in Canton, Ohio.
- Aug. 20 President Barack Obama welcomes Head Coach Don Shula and more than 20 members of the 1972 Super Bowl champion Miami Dolphins to the White House to honor the NFL's only perfect season. It did not become common practice for Super Bowl champions to visit the White House until after 1980.
- Sept. 9 Dolphins Chairman of the Board and Managing General Partner Stephen Ross names Tom Garfinkel as president and chief executive officer of the Miami Dolphins and Sun Life Stadium.
- Sept. 22 QB Ryan Tannehill caps a 75-yard scoring drive with a 1-yard touchdown pass to rookie TE Dion Sims with 38 seconds left in the game to give the Dolphins a 27-23 comeback win against the Atlanta Falcons. The win against Atlanta has the Dolphins sitting at 3-0 for the first time since 2002.
- Oct. 24 The NFL announces the Dolphins will play the Oakland Raiders at London's Wembley Stadium as a part of the International Series in 2014. The game, which will take place on Sept. 28, will be the second regular season visit by the Dolphins to the United Kingdom since the International Series began in 2007 and the third regular season game played outside the United States in the franchise's 48-year history. The first came on Oct. 28, 2007 when Miami hosted the New York Giants in the inaugural International Series game in front of 81,176 fans at Wembley Stadium. The matchup of the two storied franchises was the first-ever regular season NFL game played in the United Kingdom. In addition to the first-ever International Series game in London in 2007 against the Giants, the Dolphins also participated in the Bills' Toronto Series as they faced the Buffalo Bills on Dec. 7, 2008 in Toronto, Canada.
- Oct. 31 DE Cameron Wake sacks Cincinnati QB Andy Dalton in the end zone for a safety to give the Dolphins a 22-20 overtime win on Halloween. This game marks only the third time in league history that a game in overtime ends on a safety. The other two times occurred when the Minnesota Vikings defeated the St. Louis Rams 23-21 (11/5/89) and when the Chicago Bears defeated the Tennessee Titans 19-17 (11/14/04). At halftime, former Dolphins LB and five-time Pro Bowl selection John Offerdahl becomes the 26th member of the Dolphins Honor Roll.
- Dec. 15 Signed off the San Francisco 49ers practice squad just five days prior to the game, S Michael Thomas seals the Dolphins' first victory against the Patriots since Dec. 6, 2009 when he intercepts New England quarterback Tom Brady in the end zone with 2 seconds remaining to preserve the 24-20 victory at Sun Life Stadium. For his efforts, Thomas will be named AFC Defensive Player of the Week.

## 2014

- Jan. 15 Head Coach Joe Philbin names Bill Lazor as offensive coordinator.
- Jan. 21 Mark Duffner is named linebackers coach by Head Coach Joe Philbin.
- Jan. 28 Dolphins Chairman of the Board and Managing General Partner Stephen Ross names Dennis Hickey as the team's general manager.
- Jan. 29 John Benton, who spent the previous eight seasons with the Houston Texans as their offensive line coach, is hired as Miami's assistant offensive line coach.
- March 1 Head Coach Joe Philbin announces the promotion of John Benton to offensive line coach and the hiring of Jack Bicknell Jr. as the team's assistant offensive line coach.
- May 15 Eric Stokes is named assistant general manager by General Manager Dennis Hickey.
- May 19 General Manager Dennis Hickey names Joe Schoen as director of player personnel.
- June 17 The Sun Life Stadium modernization plan moves forward as the Miami-Dade County Commission approves by a 7-4 vote a Performance-Based Marquee Event Grant Agreement. Under the agreement, Dolphins Chairman of the Board and Managing General Partner Stephen Ross agrees to fund the modernization project with private funds. Upon completion, the stadium will become eligible for performance grants tied to marquee events such as Super Bowls, college football championships, college football semifinals, World Cup soccer matches, as well as other international soccer events for a period of 20 years.
- June 28 The Dolphins commence work on the modernization of Sun Life Stadium. The multi-year construction project, which will encompass a host of improvements, including all-new seats, a shade canopy, new video boards, and concourse and concession improvements, is expected to be complete by the start of the 2016 football season.
- Aug. 8 Miami Dolphins General Manager Dennis Hickey officially announces promotions and recent additions to the football operations staff. Ryan Herman is promoted to director of football administration after serving as manager of football administration, while former scouting assistants Chris Buford and Max Gruder are named college scout and pro scout, respectively. Additionally, the Dolphins name Mike Tannenbaum as consultant, Dennis Lock as head analyst, Dave Regan as sports science analyst, Brad Forsyth and Marcus Hendrickson as college scouts, J.P. McGowan as scouting assistant and Jonathan Gress as assistant athletic trainer/physical therapist.
- Aug. 24 Miami Dolphins Chairman of the Board and Managing General Partner Stephen Ross announces that former Dolphins quarterback and Pro Football Hall of Famer Dan Marino has been named special advisor. In his role, Marino will work with the organization in a variety of different capacities.
- Sept. 7 The Dolphins outscore the New England Patriots 23-0 in the second half to pace a 33-20 win at Sun Life Stadium. The last time Miami blanked New England in the second half occurred on Dec. 23, 2007 at New England. Additionally, the last time Miami scored 30-or-more points in a season opener was in a 34-10 victory at home against Denver on September 11, 2005.
- Sept. 21 Prior to kickoff of the Dolphins and Chiefs game at Sun Life Stadium, former DE Jeff Cross, CB Sam Madison, RB Tony Nathan and G Ed Newman become the fourth class of Dolphins greats to be inducted into the team's Walk of Fame.

## 2014

- Sept. 28 The Dolphins make their second regular season trip to London's Wembley Stadium a successful one with a 38-14 triumph against the Oakland Raiders. The final score represents Miami's most lopsided victory since Nov. 20, 2011 when they beat the Buffalo Bills 35-8.
- Oct. 26 S Louis Delmas (81 yards) and CB Brent Grimes (22 yards) return interceptions for touchdowns to lead Miami to a 27-13 victory against the Jacksonville Jaguars at EverBank Field. This marks the fifth time in franchise history the Dolphins had two interception returns for touchdowns in the same game, and the first time since 1998 when they did it against the Oakland Raiders. It also happened in 1983 against the New York Jets, in 1982 also against the Jets, and in 1973 against the Pittsburgh Steelers.
- Nov. 2 The Dolphins earn a 37-0 win against the San Diego Chargers at Sun Life Stadium. It is the Dolphins' first shutout victory since Dec. 10, 2006 when they beat the New England Patriots 21-0 in Miami. It also is the Dolphins' most lopsided shutout victory since 1987 when they beat the Kansas City Chiefs 42-0 in a strike replacement game. Additionally, it is the widest margin of victory for a shutout in the NFL since the Carolina Panthers defeated the New York Giants 38-0 on Sept. 22, 2013.
- Nov. 13 The Dolphins wear their all aqua uniform combination (aqua pants and jerseys) for the fourth time in franchise history for the team's 22-9 prime-time win against the Buffalo Bills. Miami improves to 3-1 when wearing all aqua. The previous times the Dolphins went with all aqua uniforms were Monday night, Dec. 9, 2002 against the Chicago Bears (27-9 win), Monday night, Dec. 15, 2003 against the Philadelphia Eagles (34-27 loss) and Sunday night, December 26, 2004 against the Cleveland Browns (10-7 win).
- Dec. 21 Rookie DE Terrence Fede blocks a punt through the end zone for a safety with 41 seconds left to give the Dolphins a 37-35 victory against the Minnesota Vikings at Sun Life Stadium. Miami becomes the first team in NFL history to produce a go-ahead safety in final minute of a fourth quarter. It is a team-record third blocked punt of the season and the fifth blocked kick for the Dolphins on the season, the most since the team blocked seven in 1977. At halftime, former Dolphins DT Manny Fernandez became the 27th inductee to the team's Honor Roll. In the postgame locker room, Dolphins Chairman of the Board and Managing General Partner Stephen Ross announces that Head Coach Joe Philbin will return as coach of the team in 2015.
- Dec. 28 In Miami's season finale game against the New York Jets, QB Ryan Tannehill throws for 259 yards to finish the season with 4,045 passing yards and RB Lamar Miller rushes for 178 yards to close with 1,099 rushing yards on the season as the Dolphins produce the first season in franchise history with a 4,000-yard passer and a 1,000-yard rusher. Miller records a 97-yard touchdown run in the third quarter of the game, setting the franchise record for longest run as well as the third-longest run in NFL history, behind a 98-yard run by Ahmad Green in 2003 and Tony Dorsett's 99-yard run for the Dallas Cowboys in 1982.

## 2015

- Jan. 6 Miami Dolphins Chairman of the Board and Managing General Partner Stephen Ross names long-time NFL executive Mike Tannenbaum as executive vice president of football operations, effective Feb. 1. In his role, Tannenbaum will handle football administration. Tannenbaum had served as a consultant to the team since Aug. 8, 2014.
- Jan. 13 Dolphins President and CEO Tom Garfinkel names Todd Kline, formerly of the Anschutz Entertainment Group (AEG), to the newly created position of senior vice president and chief commercial officer. In addition, Garfinkel announces Jeremy Walls and Jason Jenkins were promoted to senior vice president and chief marketing officer, and senior vice president of communications and community affairs, respectively.
- Feb. 6 Dolphins Head Coach Joe Philbin announces Terrell Williams as the team's defensive line coach.
- April 28 Dolphins President/CEO Tom Garfinkel announces at a press conference at Miami Norland Senior High School that the team will donate \$1 million each of the next four years to City Year Miami, a nonprofit organization that mentors at-risk students in public schools, for its programs at Norland and Carol City High School. The donation will come from the Miami Dolphins Foundation's educational pillar through funds raised during Fins Weekend.
- May 9 The Dolphins announce elements for the team's 50th season celebration, including a throwback jersey, commemorative book, voting for the top 50 players and greatest game in Dolphins history as well as themes that will surround each home game. The organization unveils a customized 50th season logo for the occasion. This logo will be displayed on all associated merchandise, campaigns, content on social platforms, video and all media as well as a patch on all player jerseys throughout the 2015 football season. Additionally, the Dolphins unveil the "Since" campaign, chronicling all five decades of the franchise from the fans' perspective and capturing the moments when the Dolphins became part of the fabric of their fandom.
- June 17 The Miami Dolphins name Myles Pistorius senior vice president, general counsel.
- July 31 The Miami Dolphins and 1210 ESPN Deportes (WNMA-1210 AM) announce they have entered into a multi-year agreement for the station to become the official Spanish radio broadcast partner of the franchise.
- Oct. 5 Stephen Ross relieves Joe Philbin of his duties as head coach. Later that day, the team announces that Dan Campbell will serve as interim head coach. Campbell had served as Miami's tight ends coach for the past five seasons (2011-15). He originally joined the Dolphins prior to the 2010 season as a coaching intern/offense.
- Oct. 7 The Dolphins announce coaching staff changes, including naming Ben Johnson as tight ends coach, Ken O'Keefe as senior offensive assistant, Al Saunders as senior offensive assistant and Mike Wahle as assistant tight ends coach.
- Oct. 8 The Dolphins announce changes to the coaching staff, including Lou Anarumo as defensive coordinator and Jeff Burris as assistant defensive backs coach. In addition, Kevin Couly is relieved of his duties as defensive coordinator.
- Oct. 12 Special Teams Coordinator Darren Rizzi is promoted to assistant head coach/special teams coordinator. Rizzi is in his seventh season as both an NFL assistant and as a member of the Dolphins' coaching staff and fifth as special teams coordinator. He joined the Dolphins as assistant special teams coach in 2009.
- Oct. 18 With the win 38-10 win at the Tennessee Titans, Dan Campbell becomes the first interim head coach in the NFL to win his debut game since Romeo Crennel of Kansas City and Todd Bowles of the Dolphins both accomplished the feat on Dec. 18, 2011.



## 2015

- Oct. 25 Miami's 44-26 win against the Texans sets numerous NFL and team records. QB Ryan Tannehill, by completing his last seven attempts the previous week at Tennessee and his first 18 attempts of this game, sets the NFL record with 25 consecutive completions. The previous mark was 24 by Philadelphia's Donovan McNabb in 2004. In addition, Tannehill completes 94.7 percent of his pass attempts (18-of-19), which sets the team record for highest completion percentage in a single-game, surpassing the previous record of 92.3 percent (12-of-13) by Bob Griese vs. New England on Dec. 18, 1978. With his 30-yard interception return against the Titans the previous week and his 23-yard interception return for a touchdown this week, S Reshad Jones becomes the first player in Dolphins history to have interception returns for touchdowns in consecutive games. Lastly, with the win, Dan Campbell becomes the first head coach to take over a team during a season to win first his two games since Leslie Frazier (Minnesota) and Jason Garrett (Dallas) in 2010.
- Nov. 30 Dan Campbell announces that Zac Taylor will serve as the team's play caller and remain as quarterbacks coach. In addition, Phil McGeehan is promoted to wide receivers coach and Bill Lazor is relieved of his duties as offensive coordinator.
- Dec. 6 QB Ryan Tannehill surpasses the 3,000-yard passing mark for the season in the first quarter of Miami's 15-13 win against the Ravens with a 5-yard completion to RB Damien Williams. Tannehill has recorded 3,000-or-more yards passing in each of his four NFL seasons and joins Indianapolis' Peyton Manning (13 seasons), Cincinnati's Andy Dalton (four) and Carolina's Cam Newton (four) as the only quarterbacks in NFL history to record 3,000-yard passing seasons in each of their first four seasons.
- Dec. 11 The Dolphins host their Fifty Seasons Gala presented by Allegiance Crane & Equipment at the Diplomat Resort & Spa in Hollywood, Fla. Dick Enberg, one of the most renowned and versatile sportscasters in America, and Grammy award winning country music artist Darius Rucker serve as the master of ceremonies and entertainment, respectively. The once-in-a-generation event highlights the Dolphins' top 50 players and celebrates great moments in team history.
- Dec. 14 The Dolphins honor the top 50 players in franchise history and wear throwback jerseys styled after the team's inaugural season on a Monday night against the N.Y. Giants. The game marks the first time that the Dolphins wear throwback uniforms for a home game and just the second time overall in team history. The only other time the Dolphins wore a throwback uniform was on Nov. 27, 2003 in a 40-21 Thanksgiving Day game win at Dallas, where the organization commemorated the 30th anniversary of the 1973 team that captured Super Bowl VIII.
- Dec. 27 With his 15-yard reception in the fourth quarter at the Chargers, WR Jarvis Landry records his 100th catch of the 2015 season and becomes the first player in team history to record 100-plus receptions in a season.

## 2016

- Jan. 2 The Dolphins announce that the team and General Manager Dennis Hickey have agreed to part ways. Hickey served as the team's general manager for the past two seasons (2014-15).
- Jan. 3 The Dolphins close the 2015 season with a 20-10 win against the Patriots. Miami wears its all-aqua uniforms for the fifth time in team history, the other games were against Chicago in 2002, Philadelphia in 2003, Cleveland in 2004 and Buffalo in 2014. This game marks the first time that the team wears their all-aqua uniforms during a day game.
- Jan. 4 Chris Grier is named as the team's general manager. In his role, Grier will oversee the draft and personnel departments, reporting directly to Executive Vice President, Football Operations Mike Tannenbaum.
- Jan. 9 Adam Gase is named the 12th head coach in franchise history. Gase brings a wealth of knowledge and success to Miami as the offensive coordinator for the greatest offense in NFL history. While Gase was the Denver Broncos' offensive coordinator in 2013 and 2014, the Broncos led the NFL in scoring offense (34.0 points per game), total offense (430.1 yards per game) and passing offense (315.8 yards per game).
- Jan. 12 The Dolphins announce that Vance Joseph has been named defensive coordinator. In addition, Matt Burke is named as linebackers coach, Shane Day as tight ends coach, Chris Foerster as offensive line coach and Shawn Jefferson as wide receivers coach. In addition, Eric Stokes will now serve as senior personnel executive.
- Jan. 20 Clyde Christensen is named as offensive coordinator. Additionally, Bo Hardegree is named as quarterbacks coach and Jeremiah Washburn as assistant offensive line coach.
- Jan. 25 The Dolphins announce several updates to the team's coaching staff. Additions to the offensive staff include Running Backs Coach Danny Barrett, Assistant Wide Receivers Coach Ben Johnson and Offensive Quality Control Chris Kuper. On defense, the Dolphins coaching staff additions include Defensive Backs Coach Lou Anarumo, Defensive Line Coach Terrell Williams, Assistant Linebackers Coach Charlie Bullen and Defensive Quality Control Rusty McKinney. The organization promotes Dave Puloka to head strength and conditioning coach and names Jim Arthur and Ted Rath as assistant strength and conditioning coaches. Additionally, Ken O'Keefe is named as the team's senior football research analyst and Blue Adams will serve as football research analyst.
- Feb. 12 Daronte Jones is named as assistant defensive backs coach. Additionally, the organization and Assistant General Manager Eric Stokes have mutually agreed to part ways.
- March 18 Jim Washburn is named senior defensive assistant/pass rush specialist. By joining with his son, Jeremiah, the team's assistant offensive line coach, the Washburns join the Shulas as the only father-son coaching duos in franchise history. Earlier, both Dave Shula (1982-88) and Mike Shula (1991-92, 2000-02) coached under their father, Don.
- May 19 The Miami Dolphins and Miami's Sportsradio 560 WQAM announce they have entered into a long-term partnership with the station becoming the official flagship radio partner of the franchise. The Dolphins previously had their games broadcast on Miami's Sportsradio 560 WQAM during the 1997-2004 and 2007-09 seasons. In addition, all Dolphins games will be simulcast on Kiss 99.9 "South Florida's NEW Country" and feature expanded pre, halftime and postgame shows.
- Aug. 17 The Miami Dolphins and Hard Rock International announce an 18-year agreement to name the newly renovated facility Hard Rock Stadium. Additionally, the iconic lifestyle brand becomes the official Miami Dolphins hotel and resort, casual restaurant partner and hospitality sponsor.



## 2016

- Sept. 25 RB Jay Ajayi scores on an 11-yard touchdown run with 8:26 left in overtime to give the Dolphins a 30-24 victory against the Cleveland Browns in the first regular season game at Hard Rock Stadium.
- Oct. 16 The Dolphins defeat the Pittsburgh Steelers 30-15 at Hard Rock Stadium as RB Jay Ajayi put together one of the great rushing performances in Dolphins history. Ajayi rushes for 204 yards and two touchdowns, including a game-clinching 62-yard run with 50 seconds left. Ajayi joins Ricky Williams (twice), Lamar Smith and Reggie Bush as Dolphins players with 200-yard rushing performances.
- Oct. 23 RB Jay Ajayi has a second consecutive tremendous rushing performance and the Dolphins defeat the Buffalo Bills 28-25 at Hard Rock Stadium. A week after rushing for 204 yards against Pittsburgh, Ajayi finishes with 214 yards as he joins O.J. Simpson, Earl Campbell and former Dolphins RB Ricky Williams as the only players in NFL history with back-to-back 200-yard games. The Dolphins handle the league's top-ranked rushing offense, holding Buffalo to 67 yards on 22 carries.
- Nov. 13 LB Kiko Alonso returns an interception 60 yards for a touchdown with 1:01 left to give the Dolphins a 31-24 victory against the San Diego Chargers at Qualcomm Stadium. The play is the latest interception return in a game to give the Dolphins a lead since at least 1991 and the latest by any NFL player since Atlanta's Robert Alford had a 59-yard interception return in overtime to defeat Washington on Oct. 11, 2015.
- Dec. 17 QB Matt Moore, starting for the first time since the 2011 season finale because of Ryan Tannehill's knee injury suffered the previous week against the Arizona Cardinals, throws a career-high four touchdown passes to lead the Dolphins to a 34-13 victory against the New York Jets at MetLife Stadium. The victory, the Dolphins' eighth in their past nine games, moves their record to 9-5 and clinches the Dolphins' first winning record since 2008 when they won the AFC East title with an 11-5 record.
- Dec. 24 The Dolphins outlast the Buffalo Bills to continue their playoff push as Andrew Franks kicks a 27-yard field goal in the final minute of overtime and the Dolphins defeated the Bills 34-31 at New Era Field. The victory improves the Dolphins record to 10-5 and they clinch a playoff berth with a Kansas City victory over Denver the following day. RB Jay Ajayi ends up with 206 rushing yards, his second 200-yard game against Buffalo during the season and third overall. Ajayi becomes the fourth player in NFL history to rush for 200 yards in at least three games in the same season, joining Tiki Barber (2005), Earl Campbell (1980) and O.J. Simpson (1973).

## 2017

- Jan. 12 Matt Burke, who served as linebackers coach for the Dolphins in 2016, is promoted to defensive coordinator.
- Jan. 19 Frank Bush is hired as assistant head coach/linebackers coach, Darren Rizzi is promoted to associate head coach/special teams coordinator and Chris Kuper is promoted to assistant offensive line coach.
- Feb. 4 Jason Taylor, who spent 13 of his 15 NFL seasons with the Dolphins, is elected as a member of the Pro Football Hall of Fame Class of 2017. Taylor becomes the Dolphins' 10th Hall of Fame member and only the second on the defensive side of the ball, joining LB Nick Buoniconti. He is the fifth former Dolphins player to be elected in his first year of eligibility, as he joins Don Shula, Dan Marino, Jim Langer and Paul Warfield.
- Feb. 10 Chris Foerster is promoted to run game coordinator/offensive line coach, Andre Carter is named assistant defensive line coach and Josh Grizzard is named offensive quality control.
- Feb. 22 The Dolphins re-sign QBs Bob Griese and Dan Marino, WR Nat Moore, G Larry Little, DE/LB Kim Bokamper and CB Sam Madison. Each player signs a contract and then officially retires as a member of the Dolphins. Each player was named as one of the top 50 players in franchise history and have combined for three Hall of Fame inductions, two NFL Most Valuable Player awards, two retired jerseys, 14 first-team All-Pro honors and 25 Pro Bowl selections (15 Pro Bowl starts).
- Sept. 6 Due to the potential impact of Hurricane Irma on South Florida, the NFL announces that the Dolphins' home game against the Tampa Bay Buccaneers, originally scheduled for Sunday, Sept. 10 at Hard Rock Stadium, will instead be played in Week 11 on Sunday, Nov. 19. Week 11 was previously an open date for both clubs.
- Sept. 8 As a result of the impending arrival of Hurricane Irma, the Dolphins travel 3,000 miles to hold practices at the Dallas Cowboys' training camp facility adjacent to the River Ridge Golf Club in Oxnard, California. Miami practices in California for three days (Sept. 13-15) before making the 90-minute drive to Los Angeles ahead of the game against the Chargers at the StubHub Center on Sunday.
- Sept. 17 K Cody Parkey's 54-yard field goal with 1:05 remaining in regulation in Miami's 19-17 win at the Los Angeles Chargers is the longest game-winning field goal in Dolphins history and capped a perfect 4-for-4 day for the Jupiter, Florida native.
- Oct. 1 The Dolphins make their fourth regular-season visit to London and face the New Orleans Saints. Miami is 1-3 in its games in London, defeating Oakland in 2014 and falling to the N.Y. Giants in 2007, the N.Y. Jets in 2015 and Saints in 2017.
- Oct. 11 The Dolphins announce they have named Dave DeGuglielmo as senior offensive assistant. It is the second tour of duty for DeGuglielmo as he spent the 2009-11 seasons as the team's offensive line coach.
- Oct. 15 The Dolphins come back from a 17-0 deficit to defeat the defending NFC Champion Atlanta Falcons at Mercedes-Benz Stadium. It is tied for the sixth-largest comeback victory in Dolphins history and the team's largest since a 21-point comeback vs. Buffalo on Dec. 4, 2005. Additionally, the 17-point come-from-behind victory was Miami's largest comeback on the road since an 18-point comeback at the N.Y. Jets on Nov. 27, 1994, also known as the "Fake Spike" game.
- Oct. 22 Miami overcomes a 28-14 fourth-quarter deficit to defeat the N.Y. Jets at Hard Rock Stadium by a 31-28 score. It follows a game in which the Dolphins' rallied from a 17-point halftime deficit to win the previous week at Atlanta. The last time the Dolphins won consecutive games trailing by 14-plus points in a second half was a three-game streak from Sept. 14-28, 1980. The Dolphins were down 14-0 and won 17-14 vs. Cincinnati on Sept. 14, trailed 17-3 and rallied back to a 20-17 win at Atlanta on Sept. 21 and down 16-0 vs. New Orleans and came back to a 21-16 win on Sept. 28.
- Nov. 5 LS John Denney plays in his 200th NFL game against the Oakland Raiders, having played in every game since making his NFL debut on Sept. 11, 2005. He becomes one of just three Dolphins to appear in 200 games with the team, joining QB Dan Marino (242) and DE Jason Taylor (204).

## 2017

- Dec. 11 The Dolphins record a 27-20 win over the defending Super Bowl champion New England Patriots at Hard Rock Stadium. Miami holds the Patriots to zero third-down conversions (0-11). It's the first time in the Bill Belichick-era a New England offense was held without a third-down conversion. With the victory, the Dolphins defeat both Super Bowl participants from the previous season after Miami also defeated Atlanta in Week 6. The only other season the Dolphins have done this is 1993, when they beat the defending AFC champion Buffalo Bills on Sept. 26 and the Super Bowl champion Dallas Cowboys on Thanksgiving Day, Nov. 25.
- Dec. 31 WR Jarvis Landry records nine receptions against Buffalo and totals 112 receptions for the 2017, which leads the NFL and breaks his own single-season franchise record of 110 that he set in 2015. He joins O.J. McDuffie (90 receptions in 1998) as the only Dolphins to lead the NFL in that category.

## 2018

- Jan. 19 The Dolphins announce changes to their coaching staff. The team hires Dowell Loggains as offensive coordinator and Jeremiah Washburn as offensive line coach. Additionally, the following staff members have changed titles: Shawn Jefferson will be assistant head coach/offense, Ben Johnson will now serve as wide receivers coach and Clyde Christensen will be director of football and player development.
- Jan. 31 The Dolphins announce they have hired Eric Studesville as run game coordinator/running backs coach, Kris Kocurek as defensive line coach and Tony Oden as defensive backs coach.
- Feb. 9 Renaldo Hill is named assistant defensive backs coach. Hill, who played safety with the team from 2006-08, will be the 10th person to both play and coach with the Dolphins.
- April 19 The Dolphins re-sign T Vernon Carey, WR Chris Chambers, DE Jeff Cross, LB/DE A.J. Duhe, P Brandon Fields and DT Paul Soliai. Each player signs a one-day contract and officially retire as members of the Dolphins. The players combined to play 46 seasons for the Dolphins, totaling 681 games played and five Pro Bowl selections.
- July 10 Six former players are named to the team's Walk of Fame this season: S Dick Anderson, WR Mark Clayton, WR Mark Duper, T Jon Giesler, LB John Offerdahl and DE/LB Jason Taylor. The six combined to earn 22 Pro Bowl selections, seven first-team All Pro nods, won seven AFC Championships and two Super Bowl titles. The group collectively played 61 seasons for the Dolphins, appearing in 828 games with 741 starts.
- Sept. 9 As a result of two separate delays due to lightning in the area, the Dolphins' 27-20 win against the Tennessee Titans at Hard Rock Stadium's official game time of seven hours and eight minutes marks the longest game in NFL history since the merger in 1970, per the Elias Sports Bureau. The previous longest game in league history was a 2013 Bears-Ravens matchup in Chicago that lasted five hours and 16 minutes. The first delay comes with 1:11 remaining in the second quarter and lasts one hour and 57 minutes. Following the conclusion of the half, both teams remain on the field for a halftime of three minutes and 30 seconds. The second delay occurs with 6:57 left in the third quarter and halts play for two hours and two minutes. Play resumes again at 6:55 p.m.
- Sept. 16 The Dolphins improve to 2-0 on the season with a 20-12 win against the New York Jets at MetLife Stadium. In the game, RB Frank Gore records an 8-yard run in the third quarter to surpass Hall of Famer Curtis Martin for fourth place on the NFL all-time rushing leaders chart.
- Sept. 23 Miami's 28-20 win against the Oakland Raiders at Hard Rock Stadium improves the team's record to 3-0. In the contest, WR Albert Wilson finds a streaking WR Jakeem Grant Sr. on a trick play for a go-ahead 52-yard touchdown with 7:18 remaining in the game. The play marks the longest touchdown pass by a non-quarterback in Dolphins history. With a 74-yard touchdown reception later in the fourth quarter, Wilson becomes the first Dolphins player to throw and catch a touchdown pass in the same game as WR Mark Clayton against Buffalo in 1983. According to Elias Sports Bureau, Wilson becomes the fourth player in NFL history to record a passing and receiving touchdown of 50-plus yards in the same game. The three previous players to accomplish the feat are David Patten in 2001, Tom Tracy in 1960 and Jimmy Conzelman in 1923.
- Oct. 7 With his 70-yard punt return touchdown at the end of the first half of Miami's game at the Cincinnati Bengals at Paul Brown Stadium, WR Jakeem Grant Sr. becomes the first player in Dolphins history to score a touchdown via reception, kickoff return and punt return in the same season. Grant returned a kickoff 102 yards against Tennessee in the season opener and had a pair of touchdown receptions, including one for 52 yards, against Oakland in Week 3. Grant also becomes the second player in league history (Dante Hall, 2003) with a 100+ yard kickoff-return touchdown, 70+ yard punt-return touchdown and 50+ yard touchdown catch in a single season.
- Oct. 14 Rookie K Jason Sanders hits a 47-yard field goal as overtime expires to give the Dolphins a 31-28 win against the Chicago Bears at Hard Rock Stadium. RB Frank Gore rushes for 101 yards and becomes just the fifth NFL player since the merger in 1970 to rush for 100+ yards at the age of 35 or older. Additionally, WR Albert Wilson catches six passes for 155 yards. Wilson tied the game twice in the fourth quarter with a pair of touchdowns – one for 43 yards and one for 75 yards. His 150 receiving yards in the fourth quarter are the third-most in the fourth quarter of an NFL game since 1991.
- Nov. 4 With a 7-yard run in the third quarter, RB Frank Gore surpasses Hall of Fame RB Barry Sanders to move into sixth place in NFL history in career scrimmage yards during Miami's 13-6 win against the New York Jets at Hard Rock Stadium. He finishes the game with 20 rushing attempts for 53 yards and one reception for 6 yards, increasing his total career yards from scrimmage to 18,204.
- Dec. 9 On a thrilling final play, the Dolphins get the ball into the hands of RB Kenyan Drake, who weaves through New England defenders for 52 yards and scores the winning touchdown in a 34-33 victory against the New England Patriots at Hard Rock Stadium in a game known as the "Miami Miracle." Trailing 33-28 with 7 seconds remaining in regulation, the Dolphins have the ball at their own 31-yard line. QB Ryan Tannehill throws a pass over the middle that is caught by WR Kenny Stills, who laterals the ball to the right side of the field that is caught by WR DeVante Parker at midfield. Parker then tosses the ball to Drake, who runs the ball 52 yards for a touchdown to win the game. The total game-winning play encompasses 69 yards, which is the longest play to win an NFL game with no time remaining in the fourth quarter since the 1970 AFL/NFL merger. It is the first time in team history that the Dolphins win a regular season game with a walk-off game-winning touchdown. The play goes on to win the Bridgestone Performance Play of the Year Award at the 8th Annual NFL Honors Award Show on Feb. 2, 2019.

## 2018

- Dec. 18 CB Xavien Howard is selected to start for the AFC team in the 2019 Pro Bowl. It is the first Pro Bowl selection of Howard's career. His selection extends Miami's streak to 21 consecutive seasons with a defensive player elected to the Pro Bowl.
- Dec. 31 The Miami Dolphins announce that General Manager Chris Grier will oversee football operations reporting directly to Chairman of the Board and Managing General Partner Stephen Ross. The team will immediately conduct a search for a new head coach that will report to Grier. In addition, Head Coach Adam Gase has been relieved of his duties and Executive Vice President of Football Operations Mike Tannenbaum has been reassigned within the organization.

## 2019

- Jan. 29 Marvin Allen joins the organization as an assistant general manager. The team also announces the following promotions: Ron Brockington to senior national scout, J.P. Correia to player personnel scout, Adam Engroff and Anthony Hunt to co-directors of player personnel, Brandon Shore to vice president of football administration and Matt Winston to assistant director of college scouting.
- Feb. 4 Brian Flores is named the 13th head coach in franchise history. Flores joins the Dolphins after spending 15 years with the New England Patriots organization, where he helped the franchise win four Super Bowls – XXXIX, XLIX, LI and LIII.
- Feb. 8 The Miami Dolphins announce 16 members of their coaching staff for the 2019 season: Jim Caldwell (assistant head coach/quarterbacks), Danny Crossman (special teams coordinator), Patrick Graham (defensive coordinator), Chad O'Shea (offensive coordinator), Josh Boyer (defensive pass game coordinator/cornerbacks), Karl Dorrell (wide receivers), Pat Flaherty (offensive line), George Godsey (tight ends), Marion Hobby (defensive line), Rob Leonard (linebackers), Tony Oden (safeties), Jerry Schuplinski (assistant quarterbacks), Eric Stutesville (running backs), Josh Grizzard (quality control), Matt Lombardi (quality control) and Tiquan Underwood (quality control).
- Feb. 11 Brendan Farrell is named assistant special teams coach.
- Feb. 15 The Miami Dolphins announce senior level additions to the organization with the marketing, partnerships and ticketing departments. Steve Mullins is named vice president of corporate partnerships; Laura Sandall is named vice president of marketing; Moni Gerbini is promoted to the role of vice president of ticket sales; and Jamie Weinstein is promoted to vice president of membership and premium service.
- Feb. 18 Mike Judge is named quality control coach.
- Feb. 22 Long-time NFL executive Reggie McKenzie is named as a senior personnel executive. McKenzie joins the Dolphins after spending the previous seven years (2012-18) as the general manager of the Oakland Raiders.
- July 13 Assistant Head Coach/Quarterbacks Jim Caldwell takes a leave of absence to address health issues.
- July 29 The Dolphins promote analyst Dave DeGuglielmo to offensive line coach.
- Sept. 8 In the season opener against the Baltimore Ravens at Hard Rock Stadium, QB Ryan Fitzpatrick becomes the first player in NFL history to throw a touchdown pass for eight different teams after his 6-yard touchdown pass to WR Preston Williams in the second quarter. Williams, who joined the Dolphins as an undrafted college free agent, becomes the second undrafted rookie in team history to score in a season opener. He joins WR Andre Brown, who caught an 8-yard pass from QB Dan Marino on Sept. 10, 1989 vs. Buffalo.
- Oct. 20 QB Ryan Fitzpatrick becomes the 46th player in NFL history to pass for 30,000 yards in his career. He accomplishes the feat while completing 23-of-35 passes (65.7 pct.) for 282 yards and one touchdown against the Buffalo Bills at New Era Field.
- Nov. 3 In Miami's 26-18 win against the New York Jets at Hard Rock Stadium, QB Ryan Fitzpatrick earns his first win as starting quarterback of the Miami Dolphins. He has now won a start for his seventh different NFL team – an NFL record.
- Nov. 15 The Dolphins' 1972 Perfect Season team is named the greatest team in the 100-year history of the NFL as part of "NFL 100 Greatest."
- Nov. 17 WR Jakeem Grant Sr. takes a kickoff back 101 yards for a touchdown against the Buffalo Bills at Hard Rock Stadium. The score is the second via kickoff of Grant's career and his fourth special teams return touchdown. He also has two punt returns for touchdowns. His four special teams return TDs sets a Dolphins record, breaking the mark of three set by WR Ted Ginn Jr. (2 kickoff returns and 1 punt return), RB Freddie Solomon (1 kickoff return and 2 punt returns) and RB Mercury Morris (3 kickoff returns).
- Dec. 1 Trailing 28-14 in the third quarter, Miami overcomes a 14-point second-half deficit to defeat the Philadelphia Eagles, 37-31. Facing fourth-and-goal from the 1-yard line in the second quarter, P Matt Haack throws a touchdown to pass to K Jason Sanders to give the Dolphins a 14-13 lead. The play, known as "Mountaineer Shot," goes on to win the Bridgestone Performance Play of the Year Award at the 9th Annual NFL Honors Award Show on Feb. 1, 2020.
- Dec. 8 K Jason Sanders boots seven field goals against the N.Y. Jets at MetLife Stadium, breaking the single-game franchise record of six set by Olindo Mare on Oct. 17, 1999 at New England. He becomes the eighth player in NFL history to kick at least seven field goals in a game.
- Dec. 22 QB Ryan Fitzpatrick throws for 419 yards and four touchdowns in Miami's 38-35 overtime win against the Cincinnati Bengals at Hard Rock Stadium. He joins Dan Marino as the only quarterbacks in team history to throw for 400 yards and four touchdowns in a regular-season game. Marino did it seven times, the last on Sept. 4, 1994 vs. New England.

## 2020

- Jan. 20 The Dolphins announce the promotion of Josh Boyer to defensive coordinator and the hiring of the following assistants: Chan Gailey as offensive coordinator, Robby Brown as quarterbacks coach, Austin Clark as outside linebackers coach, Curt Kuntz as assistant defensive backs coach and Steve Marshall as offensive line coach.

## 2020

Feb. 20	The Dolphins announce the hiring of Gerald Alexander as defensive backs coach, Anthony Campanile as linebackers coach and Lemuel Jeanpierre as assistant offensive line coach. The team also announces the promotion of Karl Dorrell to assistant head coach/wide receivers and Josh Grizzard to assistant wide receivers coach. Rob Leonard will move to assistant defensive line coach.
March 10	The Dolphins announce Josh Grizzard is being promoted to wide receivers coach.
April 23	For the first time in franchise history, the Dolphins select three players in the first round of an NFL draft. Miami uses those picks to select QB Tua Tagovailoa (5th overall), T Austin Jackson (18th) and CB Noah Igbinoghene (30th). Overall, this marks the sixth time the Dolphins have used multiple first-round picks in the same draft, having selected two players in the first rounds of the 1992, 1989, 1976, 1968 and 1966 drafts.
May 4	Don Shula, the winningest coach in the history of the National Football League and the coach of the league's only perfect season, passes away. Born on Jan. 4, 1930 in Grand River, Ohio, Shula was 90. Shula's record as head coach of the Dolphins (1970-95) and before that as head coach of the Colts (1963-69) is unmatched in the NFL. In 1995, he concluded his 33rd season as an NFL head coach and his 26th season as head coach of the Dolphins. He fashioned a career record of 347-173-6 (.665), including a regular season mark of 328-156-6 (.676). Shula won Super Bowl titles in 1972 and 1973, one of only six coaches in NFL history to win consecutive Super Bowls. His 1972 team went 17-0, recording the only perfect season in NFL annals. On July 26, 1997, Shula capped an illustrious career with a unanimous election to the Pro Football Hall of Fame.
Sept. 24	QB Ryan Fitzpatrick completes 18-of-20 passes (90.0 pct.) in Miami's 31-13 prime-time win at the Jacksonville Jaguars. Fitzpatrick breaks the team's all-time record for completion percentage in a game with a minimum of 20 attempts. The previous record of 85.0 pct. (17-of-20) was set by QB Chad Pennington on Sept. 21, 2008 at New England.
Oct. 11	The Dolphins travel west and earn a 43-17 win at the San Francisco 49ers. The last time the Dolphins scored at least 43 points in a road game was on Sept. 21, 1986, when they lost in overtime at the N.Y. Jets, 45-51. At the time, it tied for the sixth-most points in a road game in team history.
Oct. 18	The Dolphins record their first shutout since the 2014 season with a 24-0 win over the New York Jets at Hard Rock Stadium. It's the 27th regular-season shutout in Dolphins history and third of the Jets.
Nov. 1	The Dolphins score touchdowns on offense, defense and a special teams return in a 28-17 win over the L.A. Rams at Hard Rock Stadium. It marks the first time since Nov. 1, 2009 (at N.Y. Jets) that the Dolphins scored touchdowns in all three facets of the game. In fact, the Dolphins had all three in the first half against the Rams and it's the first time since the AFL-NFL merger in 1970 the Dolphins have done all three in the first half of a game.
Nov. 15	The Dolphins defeat the L.A. Chargers by a 29-21 score at Hard Rock Stadium as QB Tua Tagovailoa becomes the first rookie quarterback in Dolphins history to win his first three starts.
Nov. 29	The Dolphins defense records two interceptions and three sacks as Miami defeats the N.Y. Jets, 20-3, at MetLife Stadium. The Dolphins held the Jets to just three total points in the two games against them in 2020, after posting a 24-0 shutout in Week 6. According to Elias Sports Bureau, the three total points allowed is the fewest by an NFL team in two meetings against the same opponent since 2009 when the Ravens allowed just three total points in two games against Cleveland. The three points allowed is the second-fewest by the Dolphins against an AFC East opponent in one season. Miami shutout the Baltimore Colts in both games played against them in 1972.
Dec. 6	The Dolphins improve to 8-4 on the season with a 19-7 win over the Cincinnati Bengals at Hard Rock Stadium. QB Tua Tagovailoa ties a team record (with Jay Fiedler in 2000) by not throwing an interception in five consecutive starts. Tagovailoa becomes just the third NFL quarterback in the Super Bowl era to not throw an interception in his first five career starts (min: 100 pass attempts), joining QB Dak Prescott (2016) and QB Kyle Allen (2018-19).
Dec. 20	The Dolphins recorded their ninth win of the 2020 season with a 22-12 win over the New England Patriots at Hard Rock Stadium. With the win, the Dolphins have posted a winning season for the first time since 2016 and just the second time since 2008. The Dolphins defense limited New England to just 12 points, all coming on field goals. It is the third time the Dolphins haven't allowed a touchdown in a game in 2020. The last time the Dolphins did this was 2011 (at Kansas City, vs. Washington, vs. Buffalo).
Dec. 21	CB Xavier Howard is selected to start for the AFC team in the 2021 Pro Bowl for the second time in his career. He was also a starter for the AFC team following the 2018 season. Howard would go on to finish the 2020 season with 10 interceptions, which led the NFL and were tied for the most in a single-season in team history (Dick Westmoreland, 1967).
Dec. 26	The Dolphins record their 10th win of the season and the 200th regular-season road win in team history with a come-from-behind 26-25 win at the Las Vegas Raiders before a national prime-time audience. The Dolphins took the lead twice in the final three minutes of the game and scored three times in the final five minutes. With just 19 seconds left and no timeouts on his own 25 yard-line, QB Ryan Fitzpatrick was facemasked as he completed a 34-yard pass to WR Mack Hollins. The added penalty set up a 44-yard field goal that K Jason Sanders converted to win the game.

## 2021

Jan. 19	Lemuel Jeanpierre is promoted to offensive line coach. Jeanpierre had spent the 2019 season as the Dolphins' assistant offensive line coach.
Jan. 23	Charlie Frye is named quarterbacks coach.
March 11	The Dolphins announce that they have promoted Danny Crossman to assistant head coach/special teams coordinator, George Godsey to co-offensive coordinator/tight ends and Eric Stutesville to co-offensive coordinator/running backs. Other promotions include Charles Burks to cornerbacks coach, Austin Clark to defensive line coach, Shawn Flaherty to assistant offensive line coach, Mike Judge to assistant tight ends coach and Rob Leonard to outside linebackers coach.

## 2021

- July 20 The Dolphins unveil the team's new state-of-the-art Baptist Health Training Complex. Located at 20000 NW 27th Avenue in Miami Gardens, the best-in-class venue was meticulously planned to create a contemporary, welcoming training environment for players, coaches and staff. The facility was built by Moss Construction with interior design by Rockwell Group and architecture by ROSSETTI. It boasts a 125,000 square-foot training facility and 92,200 square foot indoor field for a 217,200 square foot complex and replaces the team's Baptist Health Training Facility at Nova Southeastern University, which housed the Dolphins in Davie from 1993-2021.
- Sept. 12 Miami opens the 2021 regular season with a win at Gillette Stadium against the Patriots. It's just the team's second victory at New England since 2009. CB Xavier Howard made a game-saving play when he stripped Patriots RB Damien Harris inside the 10-yard line with 3:35 left in a one-point game. The Dolphins offense was able to run out the clock to preserve the win.
- Oct. 2 The Dolphins hold a Celebration of Life for legendary coach Don Shula at Hard Rock Stadium. This is the first public ceremony honoring Coach Shula since his passing on May 4, 2020 and featured remarks from the Shula family with panel discussions from several Dolphins alumni.
- Nov. 11 The Dolphins win their second game in five days after defeating Baltimore, 22-10, on Thursday Night Football in front of a crowd of 65,948, which at the time was the fourth-highest crowd at Hard Rock Stadium since the venue was modernized in 2015. Miami had beaten Houston on the previous Sunday, Nov. 7. It was the first time Miami had won two games within five days since 2009. CB Xavier Howard forced a fumble, recovered it and had a 49-yard touchdown return in the fourth quarter to put the game out of reach.
- Nov. 28 Miami wins its fourth game in a row in a 33-10 effort over Carolina at Hard Rock Stadium. The Dolphins defense held Carolina passers to a 13.4 rating, which was the lowest in an NFL game this season (min. 15 attempts) and the lowest by a Dolphins opponent since Sept. 21, 2003 (Buffalo, 10.3). LB Jaelan Phillips becomes the first Dolphins rookie since 1992 (Marco Coleman) to have 3.0 sacks in a game.
- Dec. 5 In a 20-9 win vs. the N.Y. Giants, LB Jaelan Phillips breaks the Dolphins' single-season rookie sack record (8.5). WR Jaylen Waddle catches his 86th pass of the season, also a team rookie record.
- Dec. 15 The NFL announces the Dolphins have been granted access to three International Home Marketing Areas (IHMA) across Brazil, the United Kingdom and Spain. This initiative allows clubs access to international territories for marketing, fan engagement and commercialization as part of an important, long-term, strategic effort to enable clubs to build their global brands while driving NFL fan growth internationally.
- Dec. 19 RB Duke Johnson earned his first start for his hometown team and posted the first 100-yard performance of his career in a 31-24 home win vs. the N.Y. Jets. Johnson played at Miami Norland High School and the University of Miami before embarking on his NFL career.
- Dec. 22 CB Xavier Howard is once again selected to start for the AFC team in the 2022 Pro Bowl, his second consecutive selection. He was also a starter for the AFC team following the 2018 and 2020 seasons. Howard is just the second Dolphins cornerback to be selected as a Pro Bowl starter on three occasions, joining CB Sam Madison (1999-2001).
- Dec. 27 The Dolphins become the first team in NFL history to win seven games in a row after having a seven-game losing streak in the same season. Miami's 20-3 win over New Orleans on Monday Night Football gives them an 8-7 record going into the final two games of the season. WR Jaylen Waddle records 10 receptions, tying Hall of Fame WR Jerry Rice's record for most catches by a rookie in a Monday Night Football game. He also surpasses WR Chris Chambers (883) for the most receiving yards in Dolphins history by a rookie.

## 2022

- Jan. 2 TE Mike Gesicki has four receptions for 51 yards (12.8 avg.) at Tennessee, which moves him into third place on Miami's all-time tight end receiving yards chart. He finished the contest with 2,233 career receiving yards, moving ahead of TE Anthony Fasano (2,211).
- Jan. 9 WR Jaylen Waddle catches five passes for 27 yards (5.4 avg.) and one touchdown in Miami's season-ending win vs. New England. It gives Waddle 104 receptions on the season, breaking the NFL record for most receptions by a rookie, which was held by WR Anquan Boldin (101) since 2003. It's the highest-attended game (66,514) at Hard Rock Stadium since the stadium was modernized in 2015.
- Jan. 10 The Miami Dolphins announce that Head Coach Brian Flores has been relieved of his duties.
- Feb. 7 The Miami Dolphins announce the hire of Mike McDaniel as the 14th head coach in franchise history. McDaniel joins the team from San Francisco, where he spent five seasons (2017-21) and was most recently the team's offensive coordinator in 2021. The 49ers advanced to the NFC Championship game in McDaniel's only season in the role.
- Feb. 18 The Dolphins announce their coaching staff for the 2022 season, under Head Coach Mike McDaniel: Frank Smith (offensive coordinator), Matt Applebaum (offensive line), Darrell Bevell (quarterbacks/passing game coordinator), Wes Welker (wide receivers), Josh Boyer (defensive coordinator), Mathieu Araujo (assistant defensive backs), Anthony Campanile (linebackers), Austin Clark (defensive line), Steve Ferentz (assistant linebackers), Steve Gregory (safeties), Derrick LeBlanc (assistant defensive line), Sam Madison (cornerbacks/pass game specialist), Ty McKenzie (outside linebackers), Ryan Slowik (senior defensive assistant), Patrick Surtain (defensive assistant), Danny Crossman (special teams coordinator), Brendan Farrell (assistant special teams) and Dave Puloka (head strength and conditioning).
- March 23 The Dolphins execute a trade with the Kansas City Chiefs that brings six-time Pro Bowl WR Tyreek Hill to Miami. Hill is just the second wide receiver in NFL history to earn a Pro Bowl selection in each of his first six NFL seasons, joining WR A.J. Green. The Dolphins send five draft picks to Kansas City, including a first- and second-round pick in 2022. The last time Miami traded a first-round pick for a player was in 2002, when they sent two first-round picks and a fourth-round pick to New Orleans for RB Ricky Williams.

## 2022

- Sept. 11 The Miami Dolphins open the season with a 20-7 victory over the New England Patriots at Hard Rock Stadium. It's the first win of Mike McDaniel's head-coaching career and the fourth consecutive time Miami defeated New England. Miami's first touchdown of the season came on a scoop-and-score with a strip-sack from S Brandon Jones that LB Melvin Ingram recovered and ran two yards into the end zone.
- Sept. 18 The Dolphins trail by 21 points in the fourth quarter and come back to beat the Ravens, 42-38, in Miami's largest fourth quarter come-from-behind road win in franchise history. QB Tua Tagovailoa passed for 461 yards and six touchdowns, including four touchdowns in the fourth quarter. Miami became the first team in NFL history to have a player record 400+ passing yards and 5+ passing TDs (Tagovailoa) in the same game as two teammates recording 170+ receiving yards and 2+ receiving TDs (Tyreek Hill and Jaylen Waddle).
- Oct. 23 The Miami Dolphins honor the 50th anniversary of the 1972 Perfect Season with a weekend's worth of festivities for the living members of the team and their families. The weekend was capped off by a thrilling 16-10 victory over Pittsburgh on Sunday Night Football. CB Noah Igbinoghene intercepted QB Kenny Pickett in the end zone with 25 seconds remaining to preserve Miami's six-point win.
- Nov. 1 The Dolphins make two trades in the same day, acquiring Pro Bowl LB Bradley Chubb from Denver for draft picks and RB Chase Edmonds, and RB Jeff Wilson Jr. from San Francisco in exchange for a future draft pick.
- Nov. 27 Miami defeats Houston, 30-15, marking the fourth consecutive game the Dolphins scored 30+ points. The Dolphins improve their record to 8-3, the team's best 11-game start to a season since 2001.
- Dec. 21 T Terron Armstead, WR Tyreek Hill and CB Xavier Howard are all named to the Pro Bowl Games roster. It's Hill's seventh selection, becoming just the second wide receiver (A.J. Green) in NFL history to earn seven consecutive Pro Bowl bids. Howard is selected for the third consecutive year and the fourth time overall, which is tied for 16th in Dolphins history. It's Armstead's fourth selection and first with Miami.

## 2023

- Jan. 8 K Jason Sanders converts a 50-yard field goal with 18 seconds left to send the Dolphins to the postseason for the first time since 2016. Due to injuries, the Dolphins turned to rookie QB Skylar Thompson, a seventh-round pick, to start the must-win game and Thompson responded by completing 20-of-31 passes for 152 yards in the victory.
- Jan. 19 The Dolphins announced they have parted ways with Defensive Coordinator Josh Boyer, Safeties Coach Steve Gregory, Outside Linebackers Coach Ty McKenzie and Assistant Linebackers Coach Steve Ferentz.
- Jan. 30 LB Bradley Chubb is added to the Pro Bowl roster
- Feb. 9 LB Zach Thomas is elected as a member of the Pro Football Hall of Fame Class of 2023. Thomas becomes the Dolphins' 11th Hall of Fame member and just the third on the defensive side of the ball, joining his teammate DE/LB Jason Taylor and LB Nick Buoniconti.
- Feb. 15 Vic Fangio is named defensive coordinator.
- March 10 The Dolphins announce their coaching staff for the 2022 season, under Head Coach Mike McDaniel: Frank Smith (offensive coordinator), Ricardo Allen (offensive assistant), Butch Barry (offensive line), Darrell Bevell (quarterbacks/passing game coordinator), Jon Embree (assistant head coach/tight ends), Josh Grizzard (quality control), Chandler Henley (assistant quarterbacks), Lemuel Jeanpierre (assistant offensive line), Mike Judge (offensive assistant), Max McCaffrey (offensive assistant), Kolby Smith (offensive assistant), Eric Studesville (associate head coach/running backs), Wes Welker (wide receivers), Vic Fangio (defensive coordinator), Mathieu Araujo (assistant defensive backs), Kenny Baker (assistant defensive line), Anthony Campanile (linebackers), Austin Clark (defensive line), Steve Donatell (defensive assistant), Renaldo Hill (passing game coordinator/secondary), Joe Kasper (safeties), Sam Madison (cornerbacks/pass game specialist), Ryan Slowik (outside linebackers), Danny Crossman (special teams coordinator), Brendan Farrell (assistant special teams), Dave Puloka (head strength and conditioning), Adam Lachance (assistant strength and conditioning).
- March 15 The Dolphins acquire six-time Pro Bowl CB Jalen Ramsey in a trade with the L.A. Rams. Ramsey was a three-time first-team All-Pro selection (2017, 2020-21) and won Super Bowl LVI with the Rams. In exchange, the Dolphins traded tight end Hunter Long and a 2023 third-round draft pick.
- Aug. 5 LB Zach Thomas is enshrined in Canton, Ohio as part of the Hall of Fame Class of 2023. Thomas delivered the first speech of the ceremony and put on gold jacket No. 370.

# COLDEST AND WARMEST GAMES

## COLDEST GAMES

DATE	TEAM	W/L	SCORE	CONDITIONS
12/21/08	at Kansas City	W	38-31	10°, sunny
12/11/77	at New England	L	10-14	14°, clear
1/8/17	*at Pittsburgh	L	12-30	17°, partly cloudy
12/12/82	at New England	L	0-3	22°, snowy
12/17/17	at Buffalo	L	16-24	22°, mostly cloudy
12/8/85	at Green Bay	W	34-24	23°, cloudy
12/18/88	at Pittsburgh	L	24-40	23°, overcast, light snow
12/3/89	at Kansas City	L	21-26	23°, clear
12/27/92	at New England (OT)	W	16-13	23°, clear
12/24/17	at Kansas City	L	13-29	23°, cloudy

\* Playoff Game

NOTE: Coldest game in Miami was 12/24/89 vs. Kansas City (27-24 win by Chiefs): 40° and clear.

## WARMEST GAMES

DATE	TEAM	W/L	SCORE	CONDITIONS
9/8/96	at Arizona	W	38-10	101°, night and dry
10/9/88	at L.A. Raiders	W	24-14	96°, clear and dry
9/3/95	N.Y. JETS	W	52-14	94°, mostly sunny
10/9/66	at Oakland	L	10-21	93°, sunny
8/19/83	**at Washington	W	38-7	93°, fair and muggy
9/1/96	NEW ENGLAND	W	24-10	93°, mostly sunny
9/11/22	NEW ENGLAND	W	20-7	92°, partly cloudy
9/17/72	at Kansas City	W	20-10	91°, sunny
9/24/89	N.Y. JETS	L	33-40	91°, partly sunny
9/18/95	PITTSBURGH	W	23-10	91°, partly cloudy
9/8/19	BALTIMORE	L	10-59	91°, mostly cloudy
9/28/80	NEW ORLEANS	W	21-16	90°, partly cloudy
9/4/83	at Buffalo	W	12-0	90°, sunny
9/14/86	INDIANAPOLIS	W	30-10	90°, sunny
8/17/17	**BALTIMORE	L	7-31	90°, partly cloudy
9/23/18	OAKLAND	W	28-20	90°, partly cloudy
9/20/20	BUFFALO	L	28-31	90°, cloudy

\*\* Preseason Game

## DOLPHINS NAME

Mariners, Marauders, Mustangs, Missiles, Moons, Sharks, Suns. None of those names suggested to the American Football League expansion franchise in 1965 could raise a fin to the runaway winner.

"Dolphins" was submitted by 622 entrants in a contest which attracted 19,843 entries and more than 1,000 different names. The dozen finalists were delivered to a seven-member screening committee of local media.

The bottlenose dolphin, an intelligent creature with an irresistible built-in grin, has inspired wonder for centuries. Plutarch observed 1,900 years ago that the dolphin "is the only creature who loves man for his own sake." Every trainer will have a tale of the dolphin's cleverness and ingenuity, and scientists are fascinated by a dolphin's natural equipment which far surpasses the range of Navy sonar equipment.

"The dolphin is one of the fastest and smartest creatures of the sea," Joe Robbie said in announcing the team name on October 8, 1965. "Dolphins can attack and kill a shark or a whale. Sailors say bad luck will come to anyone who harms one of them."

Mrs. Robert Swanson of West Miami won two lifetime passes to Dolphins games with her nickname entry. The tiebreaker was picking the winner and score of the 1965 game between the University of Miami and Notre Dame. It ended in a scoreless tie.



Mrs. Robert Swanson with Dolphins founder Joe Robbie.

# PLAYOFF GAME SUMMARIES


## 1970 - AFC PLAYOFF

DEC. 27, 1970 | OAKLAND, CALIF.  
OAKLAND-ALAMEDA CO. COLISEUM  
ATTENDANCE: 54,401

MIAMI 14

OAKLAND 21

Oakland quarterback Daryle Lamonica unloaded an 82-yard touchdown pass to Rod Sherman with 9:34 left to play as Oakland spoiled the Dolphins' first appearance in the playoffs, 21-14, on a field oozing with mud. The Dolphins, who had won six consecutive games to finish the season 10-4 and gain a wild-card berth, took a 7-0 lead in the second quarter when Bob Griese fired a 16-yard strike to Paul Warfield in the end zone. Lamonica matched that TD with a 22-yard toss to Fred Biletnikoff only 1:50 before halftime. Raiders right cornerback Willie Brown intercepted a wet and wobbly pass by Griese and fled 50 yards along the sideline for the tie-breaking TD. It came minutes after Jake Scott recovered an Oakland fumble at the Miami 10-yard line. The heave to Sherman was insurance. Only three plays earlier, Dolphins kicker Garo Yepremian missed a 24-yard field goal attempt for the second time in the game. Oakland's George Blanda also missed a 23-yarder.



WR Paul Warfield

### SCORING DRIVES

TEAM	QTR	TIME	PLAY (EXTRA POINT) (DRIVE INFO)	MIA	OAK
Dolphins	2	11:29	Warfield 16 yd. pass from Griese (Yepremian kick) (2-19)	7	0
Raiders	2	1:50	Biletnikoff, 22 yd. pass from Lamonica (Blanda kick) (8-62)	7	7
Raiders	3	2:34	Brown 50 yd. interception return (Blanda kick)	7	14
Raiders	4	9:34	Sherman 82 yd. pass from Lamonica (Blanda kick) (3-80)	7	21
Dolphins	4	10:32	W. Richardson 7 yd. pass from Griese (Yepremian kick) (9-69)	14	21

### SCORING SUMMARY

	1	2	3	4	F
Miami	0	7	0	7	14
Oakland	0	7	7	7	21

### GAME STATISTICS

#### RUSHING (Att-Yds-TD):

Miami: Kiick 14-64, Morris 8-29, Csonka 10-23, Griese 1-2.  
Oakland: Hubbard 18-58, Smith 9-37, Dixon 8-31, Banaszak 1-(-6).

#### PASSING (A-C-Y-TD-I):

Miami: Griese 27-13-155-2-1.  
Oakland: Lamonica 16-8-187-2-0.

#### RECEIVING (Rec-Yds-TD):

Miami: Warfield 4-62-1, Kiick 4-34, W. Richardson 2-30-1, Morris 2-15, Twilley 1-14.  
Oakland: Biletnikoff 3-46-1, Chester 2-47, Sherman 1-82-1, Smith 1-9, Dixon 1-3.

#### SACKS:

Miami: None.  
Oakland: Hilton 1, Curtis 1, Miller 1.

#### INTERCEPTIONS (Int-Yds-TD):

Miami: None.  
Oakland: Brown 1-50-1.

TEAM STATS	MIA	OAK
<b>TOTAL FIRST DOWNS</b>	<b>16</b>	<b>12</b>
By Rushing	5	5
By Passing	9	7
By Penalty	2	0
<b>TOTAL NET YARDS</b>	<b>242</b>	<b>307</b>
Total Offensive Plays	63	52
Average gain per offensive play	3.8	5.9
<b>NET YARDS RUSHING</b>	<b>118</b>	<b>120</b>
Total Rushing Plays	33	36
Average gain per rushing play	3.6	3.3
<b>NET YARDS PASSING</b>	<b>124</b>	<b>187</b>
Completed - Attempted	13-27	8-16
Avg. gain per pass play	4.1	11.7
Sacked - Yards Lost	3-31	0-0
Had Intercepted	1	0
<b>PUNTS-YARDS-AVERAGE</b>	<b>5-196-39.2</b>	<b>4-129-32.3</b>
<b>TOTAL RETURN YARDAGE</b>	<b>51</b>	<b>90</b>
No. and Yards Punt Returns	2-(-5)	1-(-1)
No. and Yards Kickoff Returns	4-56	3-41
No. and Yards Int. Returns	0-0	1-50
<b>PENALTIES NUMBER-YARDS</b>	<b>0-0</b>	<b>4-30</b>
<b>FUMBLES NUMBER-LOST</b>	<b>2-0</b>	<b>4-2</b>



# 1971 - AFC PLAYOFF

DEC. 25, 1971 | KANSAS CITY, MO.  
KANSAS CITY MUNICIPAL STADIUM  
ATTENDANCE: 45,822

MIAMI 27

KANSAS CITY 24 (2OT)

Garo Yepremian ended 82 minutes and 40 seconds of an epic struggle by booting a 37-yard field goal with 7:40 elapsed in the second overtime, lifting the Dolphins past Kansas City, 27-24, on Christmas Day. The Dolphins battled from behind three times to tie the AFC West champions, the third time on Bob Griese's five-yard pass to tight end Marv Fleming with 96 seconds remaining in regulation. Kansas City running back Ed Podolak, who amassed 350 yards of all-purpose running, returned the ensuing kickoff 78 yards to the Dolphin 22 where Curtis Johnson missed a desperation tackle. With 35 seconds on the clock, Jan Stenerud missed a 32-yard field-goal try. Stenerud had a 42-yarder blocked by Nick Buoniconti in the fifth quarter, and Yepremian was short with a 45-yard effort. But Larry Csonka crashed 29 yards to the Chiefs 36, and that put Yepremian, the NFL's scoring leader, in position to win it. Goal posts were on the goal line; in 1974 the uprights were moved to the end line.



TE Marv Fleming

## SCORING DRIVES

TEAM	QTR	TIME	PLAY (EXTRA POINT) (DRIVE INFO)	MIA	KC
Chiefs	1	8:54	Stenerud 24 yd. field goal (9-40)	0	3
Chiefs	1	3:29	Podolak 7 yd. pass from Dawson (Stenerud kick) (6-35)	0	10
Dolphins	2	12:38	Csonka 1 yd. run (Yepremian kick) (9-80)	7	10
Dolphins	2	0:13	Yepremian 14 yd. field goal (4-5)	10	10
Chiefs	3	5:16	Otis 1 yd. run (Stenerud kick) (14-75)	10	17
Dolphins	3	1:00	Kiick 1 yd. run (Yepremian kick) (8-71)	17	17
Chiefs	4	6:46	Podolak 3 yd. run (Stenerud kick) (6-91)	17	24
Dolphins	4	1:36	Fleming 5 yd. pass from Griese (Yepremian kick) (9-71)	24	24
Dolphins	2OT	7:20	Yepremian 37 yd. field goal (6-40)	27	24

## SCORING SUMMARY

	1	2	3	4	OT	2OT	F
Miami	0	10	7	7	0	3	27
Kansas City	10	0	7	7	0	0	24

## GAME STATISTICS

### RUSHING (Att-Yds-TD):

Miami: Csonka 24-86-1, Kiick 15-56-1, Griese 2-9, Warfield 2(-7).  
Kansas City: Hayes 22-100, Podolak 17-85-1, Wright 2-15, Otis 3-13-1.

### PASSING (A-C-Y-TD-I):

Miami: Griese 35-20-263-1-2.  
Kansas City: Dawson 26-18-246-1-2.

### RECEIVING (Rec-Yds-TD):

Miami: Warfield 7-140, Twilley 5-58, Fleming 4-37-1, Kiick 3-24, Mandich 1-4.  
Kansas City: Podolak 8-110-1, Wright 3-104, Taylor 3-12, Hayes 3-6, Frazier 1-14.

### SACKS:

Miami: Fernandez 0.5, Heinz 0.5.  
Kansas City: None.

### INTERCEPTIONS (Int-Yds-TD):

Miami: Scott 1-13, Johnson 1-0.  
Kansas City: Lanier 1-7, Lynch 1-0.

### TEAM STATS

	MIA	KC
<b>TOTAL FIRST DOWNS</b>	22	23
By Rushing	6	13
By Passing	14	10
By Penalty	2	0
<b>TOTAL NET YARDS</b>	407	451
Total Offensive Plays	78	71
Average gain per offensive play	5.2	6.4
<b>NET YARDS RUSHING</b>	144	213
Total Rushing Plays	43	44
Average gain per rushing play	3.3	4.8
<b>NET YARDS PASSING</b>	263	238
Completed - Attempted	20-35	18-26
Avg. gain per pass play	7.5	8.8
Sacked - Yards Lost	0-0	1-8
Had Intercepted	2	2
<b>PUNTS-YARDS-AVERAGE</b>	6-240-40.0	2-102-51.0
<b>TOTAL RETURN YARDAGE</b>	92	172
No. and Yards Punt Returns	1-18	2-1
No. and Yards Kickoff Returns	2-61	4-154
No. and Yards Int. Returns	2-13	2-17
<b>PENALTIES NUMBER-YARDS</b>	5-26	6-44
<b>FUMBLES NUMBER-LOST</b>	1-0	3-2

# 1971 - AFC CHAMPIONSHIP

JAN. 2, 1972 | MIAMI, FLA.  
ORANGE BOWL  
ATTENDANCE: 78,939

**BALTIMORE 0**

**MIAMI 21**



FB Larry Csonka

Three lightning plays and a persistent defense propelled the Dolphins into Super Bowl VI with a 21-0 rout of Baltimore before an all-time Orange Bowl record crowd of 78,939. Strong safety Dick Anderson intercepted a Johnny Unitas pass which was deflected by Curtis Johnson, and behind a wall of six open-field blocks, Anderson weaved 62 yards for a third-quarter touchdown. "My eyes were popping as I ran," Anderson said. "I've never seen so many people land on their heads." Before Anderson's convoy made it 14-0, the Dolphins staggered the defending Super Bowl champions when Bob Griese and Paul Warfield hooked up for a 75-yard TD pass. Warfield applied the clincher when he escaped 50 yards with a Griese pass, setting up a five-yard TD slam by fullback Larry Csonka. The Colts had not been held scoreless for 97 games over seven seasons. They were stopped at the Dolphins' 9 in the second quarter. Jim O'Brien missed two field-goal attempts and had another blocked by Lloyd Mumphord.

## SCORING DRIVES

TEAM	QTR	TIME	PLAY (EXTRA POINT) (DRIVE INFO)	BAL	MIA
Dolphins	1	6:39	Warfield 75 yd. pass from Griese (Yepremian kick) (2-80)	0	7
Dolphins	3	4:39	Anderson 62 yd. interception return (Yepremian kick)	0	14
Dolphins	4	8:04	Csonka 5 yd. run (Yepremian kick) (6-74)	0	21

## SCORING SUMMARY

	1	2	3	4	F
Baltimore	0	0	0	0	0
Miami	7	0	7	7	21

## GAME STATISTICS

### RUSHING (Att-Yds-TD):

Baltimore: McCauley 15-50, Nottingham 11-33, Nowatzke 2-5, Unitas 2-1.  
Miami: Kiick 18-66, Csonka 15-63-1, Griese 1-12, Morris 1-3.

### PASSING (A-C-Y-TD-I):

Baltimore: Unitas 36-20-224-0-3.  
Miami: Griese 8-4-158-1-1.

### RECEIVING (Rec-Yds-TD):

Baltimore: Hinton 6-98, Nottingham 4-26, Perkins 3-19, Havrilak 2-31, McCauley 2-24, Mitchell 1-14, Mackey 1-6, Matte 1-6.  
Miami: Warfield 2-125-1, Twilley 2-33.

### SACKS:

Baltimore: Smith 1, M. Curtis 1.  
Miami: Heinz 2.

### INTERCEPTIONS (Int-Yds-TD):

Baltimore: Logan 1-0.  
Miami: Anderson 1-62-1, Kolen 1-11, Scott 1-0.

### TEAM STATS

	BAL	MIA
<b>TOTAL FIRST DOWNS</b>	<b>16</b>	<b>13</b>
By Rushing	6	8
By Passing	10	4
By Penalty	0	1
<b>TOTAL NET YARDS</b>	<b>302</b>	<b>286</b>
Total Offensive Plays	68	45
Average gain per offensive play	4.4	6.4
<b>NET YARDS RUSHING</b>	<b>93</b>	<b>144</b>
Total Rushing Plays	29	35
Average gain per rushing play	3.2	4.1
<b>NET YARDS PASSING</b>	<b>209</b>	<b>142</b>
Completed - Attempted	20-36	4-8
Avg. gain per pass play	5.4	14.2
Sacked - Yards Lost	3-15	2-16
Had Intercepted	3	1
<b>PUNTS-YARDS-AVERAGE</b>	<b>3-136-45.3</b>	<b>6-256-42.7</b>
<b>TOTAL RETURN YARDAGE</b>	<b>78</b>	<b>115</b>
No. and Yards Punt Returns	5-20	2-20
No. and Yards Kickoff Returns	2-58	1-22
No. and Yards Int. Returns	1-0	3-73
<b>PENALTIES NUMBER-YARDS</b>	<b>2-20</b>	<b>1-12</b>
<b>FUMBLES NUMBER-LOST</b>	<b>1-0</b>	<b>0-0</b>

# SUPER BOWL VI

JAN. 16, 1972 | NEW ORLEANS, LA.  
TULANE STADIUM  
ATTENDANCE: 80,591

**DALLAS 24**

**MIAMI 3**

A 252-yard rushing attack and sharp passing by Roger Staubach spurred the Dallas Cowboys to a 24-3 victory over the Dolphins at Tulane Stadium. Duane Thomas pranced 95 yards on 19 carries, fullback Walt Garrison added 74 yards on 14 carries and Staubach passed twice for touchdowns to Lance Alworth and Mike Ditka. Staubach, who was sacked twice in the first quarter, bounced back to complete 12 of 19 passes, and he scrambled from the Dolphin pass rush five times. The Dolphins were frustrated all day; in the first quarter, Larry Csonka lost a fumble and Bob Griese was chased by tackle Bob Lilly for a 29-yard loss. Griese also fumbled away a snap at the Dallas 16 in the fourth period. Although it was an intriguing 10-3 at halftime, the Cowboys marched 71 yards in eight plays after the kickoff, and Thomas swept three yards for the touchdown.



WR Paul Warfield

## SCORING DRIVES

TEAM	QTR	TIME	PLAY (EXTRA POINT) (DRIVE INFO)	DAL	MIA
Cowboys	1	1:23	Clark 9 yd. field goal (11-50)	3	0
Cowboys	2	1:15	Alworth 7 yd. pass from Staubach (Clark kick) (10-76)	10	0
Dolphins	2	0:04	Yepremian 31 yd. field goal (5-44)	10	3
Cowboys	3	9:43	D. Thomas 3 yd. run (Clark kick) (8-71)	17	3
Cowboys	4	11:42	Ditka 7 yd. pass from Staubach (Clark kick) (3-9)	24	3

## SCORING SUMMARY

	1	2	3	4	F
Dallas	3	7	7	7	24
Miami	0	3	0	0	3

## GAME STATISTICS

### RUSHING (Att-Yds-TD):

Miami: Csonka 9-40, Kiick 10-40, Griese 1-0.  
Dallas: Thomas 19-95-1, Garrison 14-74, Hill 7-25, Staubach 5-18, Ditka 1-17, Hayes 1-16, Reeves 1-7.

### PASSING (A-C-Y-TD-I):

Miami: Griese 23-12-134-0-1.  
Dallas: Staubach 19-12-119-2-0.

### RECEIVING (Rec-Yds-TD):

Miami: Warfield 4-39, Kiick 3-21, Csonka 2-18, Fleming 1-27, Twilley 1-20, Mandich 1-9.  
Dallas: Thomas 3-17, Alworth 2-28-1, Ditka 2-28-1, Hayes 2-23, Garrison 2-11, Hill 1-12.

### SACKS:

Miami: Fernandez 1, Riley 1.  
Dallas: Lilly 1.

### INTERCEPTIONS (Int-Yds-TD):

Miami: None  
Dallas: Howley 1-14.

### TEAM STATS

	DAL	MIA
<b>TOTAL FIRST DOWNS</b>	<b>23</b>	<b>10</b>
By Rushing	15	3
By Passing	8	7
By Penalty	0	0
<b>THIRD DOWN EFFICIENCY</b>	<b>6-13-46%</b>	<b>2-9-22%</b>
<b>FOURTH DOWN EFFICIENCY</b>	<b>1-1-100%</b>	<b>0-0-0%</b>
<b>TOTAL NET YARDS</b>	<b>352</b>	<b>185</b>
Total Offensive Plays	69	44
Average gain per offensive play	5.1	4.2
<b>NET YARDS RUSHING</b>	<b>252</b>	<b>80</b>
Total Rushing Plays	48	20
Average gain per rushing play	5.3	4.0
<b>NET YARDS PASSING</b>	<b>100</b>	<b>105</b>
Completed - Attempted	12-19	12-23
Avg. gain per pass play	4.8	4.4
Sacked - Yards Lost	2-19	1-29
Had Intercepted	0	1
<b>PUNTS-YARDS-AVERAGE</b>	<b>5-186-37.2</b>	<b>5-200-40.0</b>
<b>TOTAL RETURN YARDAGE</b>	<b>74</b>	<b>143</b>
No. and Yards Punt Returns	1-(-1)	1-21
No. and Yards Kickoff Returns	2-34	5-122
No. and Yards Int. Returns	1-41	0-0
<b>PENALTIES NUMBER-YARDS</b>	<b>3-15</b>	<b>0-0</b>
<b>FUMBLES NUMBER-LOST</b>	<b>1-1</b>	<b>2-2</b>
<b>RED ZONE EFFICIENCY</b>	<b>3-5-60%</b>	<b>0-1-0%</b>
<b>GOAL TO GO EFFICIENCY</b>	<b>3-5-60%</b>	<b>0-0-0%</b>
<b>TIME OF POSSESSION</b>	<b>39:12</b>	<b>20:48</b>

# 1972 - AFC PLAYOFF

DEC. 24, 1972 | MIAMI, FLA.  
ORANGE BOWL  
ATTENDANCE: 78,196

**CLEVELAND 14**

**MIAMI 20**



S Charlie Babb

On the ropes in the fourth quarter after an unprecedented 14 victories, the Dolphins responded to a poised Earl Morrall and drove 80 yards for a touchdown with 4:56 to play for a 20-14 victory over the Cleveland Browns. Morrall, the NFL's leading passer after replacing the injured Bob Griese 10 weeks earlier, had completed only four passes for 38 yards. But he threw 15 and 35 yards to Paul Warfield, reaching the Browns 20, and a pass interference call against linebacker Billy Andrews put the ball at the eight. Halfback Jim Kiick then bulled eight yards up the middle on a trap for the winning points. The triumph was sealed with a minute to play when Dolphins linebacker Doug Swift intercepted Cleveland QB Mike Phipps at the Dolphin 20. Despite stealing five of Phipps' passes, the Dolphins were stung by a 27-yard TD pass to Fair Hooker and trailed 14-13 with 8:11 to play.

## SCORING DRIVES

TEAM	QTR	TIME	PLAY (EXTRA POINT)	DRIVE INFO	CLE	MIA
Dolphins	1	9:32	Babb 5 yd. blocked punt return	(Yepremian kick)	0	7
Dolphins	1	2:30	Yepremian 40 yd. field goal	(11-51)	0	10
Browns	3	7:38	Phipps 5 yd. run	(Cockroft kick) (5-44)	7	10
Dolphins	4	13:32	Yepremian 46 yd. field goal	(8-32)	7	13
Browns	4	8:11	Hooker 27 yd. pass from Phipps	(Cockroft kick) (11-90)	14	13
Dolphins	4	4:54	Kiick 8 yd. run	(Yepremian kick) (6-80)	14	20

## SCORING SUMMARY

	1	2	3	4	F
Cleveland	0	0	7	7	14
Miami	10	0	0	10	20

## GAME STATISTICS

### RUSHING (Att-Yds-TD):

Cleveland: Scott 16-94, Phipps 8-47-1, Brown 4-13, Kelly 4-11.  
Miami: Morris 15-72, Kiick 14-50-1, Warfield 2-41, Csonka 12-32, Morrall 4-3.

### PASSING (A-C-Y-TD-I):

Cleveland: Phipps 23-9-131-1-5.  
Miami: Morrall 13-6-88-0-0.

### RECEIVING (Rec-Yds-TD):

Cleveland: B. Scott 4-30, Hooker 3-53-1, Kelly 1-27, Morin 1-21.  
Miami: Twilley 3-33, Warfield 2-50, Kiick 1-5.

### SACKS:

Cleveland: Roman 2, Sherk 1, Johnson 1.  
Miami: Fernandez 1, Stanfill 1.

### INTERCEPTIONS (Int-Yds-TD):

Miami: Cleveland: None.  
Miami: Swift 2-19, Anderson 2-12, Johnson 1-33.

### TEAM STATS

	CLE	MIA
<b>TOTAL FIRST DOWNS</b>	<b>15</b>	<b>17</b>
By Rushing	9	11
By Passing	6	4
By Penalty	0	2
<b>TOTAL NET YARDS</b>	<b>283</b>	<b>272</b>
Total Offensive Plays	57	64
Average gain per offensive play	5.0	4.3
<b>NET YARDS RUSHING</b>	<b>165</b>	<b>198</b>
Total Rushing Plays	32	47
Average gain per rushing play	5.2	4.2
<b>NET YARDS PASSING</b>	<b>118</b>	<b>74</b>
Completed - Attempted	9-23	6-13
Avg. gain per pass play	4.7	4.4
Sacked - Yards Lost	2-13	4-14
Had Intercepted	5	0
<b>PUNTS-YARDS-AVERAGE</b>	<b>6-208-34.7</b>	<b>5-210-42.0</b>
<b>TOTAL RETURN YARDAGE</b>	<b>102</b>	<b>63</b>
No. and Yards Punt Returns	2-46	1-(-1)
No. and Yards Kickoff Returns	3-56	0-0
No. and Yards Int. Returns	0-0	5-64
<b>PENALTIES NUMBER-YARDS</b>	<b>3-5</b>	<b>3-25</b>
<b>FUMBLES NUMBER-LOST</b>	<b>2-0</b>	<b>2-2</b>

# 1972 - AFC CHAMPIONSHIP

DEC. 31, 1972 | PITTSBURGH, PA.  
THREE RIVERS STADIUM  
ATTENDANCE: 50,350

MIAMI 21

PITTSBURGH 17

Quarterback Bob Griese, playing 11 weeks after he had broken his right leg, ignited a third-quarter touchdown drive with a 52-yard pass to Paul Warfield, and the Dolphins overtook the Pittsburgh Steelers, 21-17, in unusually warm 63-degree weather. Griese was given the nod in the second half after Earl Morrall had flipped a nine-yard touchdown pass to Larry Csonka for a 7-7 halftime deadlock. Punter Larry Seiple broke loose on a daring 37-yard run on fourth down to set up that TD. Trailing 10-7, Griese directed TD drives of 80 and 49 yards with Jim Kiick blasting two and three yards for the scores. Steelers quarterback Terry Bradshaw, who closed the gap with four straight completions on a 71-yard TD drive, was intercepted by Nick Buoniconti at midfield with 2 1/2 minutes to play. In addition to Seiple's dash, the Dolphins converted fourth-down situations on both Griese-led drives.



P/RB/TE Larry Seiple

## SCORING DRIVES

TEAM	QTR	TIME	PLAY (EXTRA POINT)	(DRIVE INFO)	MIA	PIT
Steelers	1	4:15	Mullins recovery of Bradshaw fumble (Gerela kick)	(10-48)	0	7
Dolphins	2	11:57	Csonka 9 yd. pass from Morrall (Yepremian kick)	(9-80)	7	7
Steelers	3	10:56	Gerela 14 yd. field goal	(9-73)	7	10
Dolphins	3	3:21	Kiick 2 yd. run (Yepremian kick)	(11-80)	14	10
Dolphins	4	7:25	Kiick 3 yd. run (Yepremian kick)	(11-49)	21	10
Steelers	4	5:21	Young 12 yd. pass from Bradshaw (Gerela kick)	(4-71)	21	17

## SCORING SUMMARY

	1	2	3	4	F
Miami	0	7	7	7	21
Pittsburgh	7	0	3	7	17

## GAME STATISTICS

### RUSHING (Att-Yds-TD):

Miami: Morris 16-76, Csonka 24-68, Seiple 1-37, Kiick 8-12-2.  
Pittsburgh: Harris 16-76, Fuqua 8-47, Bradshaw 2-5.

### PASSING (A-C-Y-TD-I):

Miami: Morrall 11-7-51-1-1, Griese 5-3-70-0-0.  
Pittsburgh: Bradshaw 10-5-80-1-2, Hanratty 10-5-57-0-0.

### RECEIVING (Rec-Yds-TD):

Miami: Fleming 5-50, Warfield 2-63, Csonka 1-9-1, Mandich 1-5, Morris 1-(-6).  
Pittsburgh: Young 4-54-1, Shanklin 2-49, Harris 2-3, McMakin 1-22, Brown 1-9.

### SACKS:

Miami: Stanfill 1-5, Den Herder 0-5.  
Pittsburgh: None.

### INTERCEPTIONS (Int-Yds-TD):

Miami: Buoniconti 1-6, Kolen 1-5.  
Pittsburgh: Edwards 1-28.

### TEAM STATS

	PIT	MIA
<b>TOTAL FIRST DOWNS</b>	<b>19</b>	<b>13</b>
By Rushing	11	6
By Passing	6	6
By Penalty	2	1
<b>TOTAL NET YARDS</b>	<b>314</b>	<b>250</b>
Total Offensive Plays	65	48
Average gain per offensive play	4.8	5.2
<b>NET YARDS RUSHING</b>	<b>193</b>	<b>128</b>
Total Rushing Plays	49	26
Average gain per rushing play	3.9	4.9
<b>NET YARDS PASSING</b>	<b>121</b>	<b>122</b>
Completed - Attempted	10-16	10-20
Avg. gain per pass play	7.6	5.5
Sacked - Yards Lost	0-0	2-15
Had Intercepted	1	2
<b>PUNTS-YARDS-AVERAGE</b>	<b>4-142-35.5</b>	<b>4-205-51.3</b>
<b>TOTAL RETURN YARDAGE</b>	<b>34</b>	<b>118</b>
No. and Yards Punt Returns	0-0	1-5
No. and Yards Kickoff Returns	1-23	3-85
No. and Yards Int. Returns	2-11	1-28
<b>PENALTIES NUMBER-YARDS</b>	<b>2-19</b>	<b>4-30</b>
<b>FUMBLES NUMBER-LOST</b>	<b>0-0</b>	<b>2-0</b>

# SUPER BOWL VII

JAN. 14, 1973 | LOS ANGELES, CALIF.  
MEMORIAL COLISEUM  
ATTENDANCE: 90,182

MIAMI 14

WASHINGTON 7



S Jake Scott

"This is the ultimate," Coach Don Shula said quietly after his unbeaten Dolphins dominated Washington, 14-7, to cap a perfect season. It was Shula's first Super Bowl triumph in three tries. A record Super Bowl paid crowd of 90,182 saw the Dolphins surge to a 14-0 halftime lead even as one touchdown was nullified by an offside penalty. Miami intercepted three of Bill Kilmer's passes, and Manny Fernandez scuttled the Washington running game with 17 tackles. An original Dolphin, Howard Twilley, eluded cornerback Pat Fischer to snare a 28-yard touchdown pass from Bob Griese in the first quarter. Griese's 57-yard TD bomb to Paul Warfield was erased by the penalty, but a 32-yard interception return by linebacker Nick Buoniconti set up the Dolphins' second score. Safety Jake Scott thwarted Kilmer with an end zone interception and 55-yard runback. Washington finally scored on a bizarre 49-yard fumble recovery by Mike Bass after a blocked field goal and attempted pass by kicker Garo Yepremian. Scott was named MVP.

## SCORING DRIVES

TEAM	QTR	TIME	PLAY (EXTRA POINT) (DRIVE INFO)	MIA	WAS
Dolphins	1	0:01	Twilley 28 yd. pass from Griese (Yepremian kick) (6-63)	7	0
Dolphins	2	0:18	Kiick 1 yd. run (Yepremian kick) (5-27)	14	0
Washington	4	2:07	Bass 49 yd. fumble recovery (Knight kick)	14	7

## SCORING SUMMARY

	1	2	3	4	F
Miami	7	7	0	0	14
Washington	0	0	0	7	7

## GAME STATISTICS

### RUSHING (Att-Yds-TD):

Miami: Csonka 15-112, Kiick 12-38-1, Morris 10-34.  
Washington: Brown 22-72, Harraway 10-37, Kilmer 2-18, C.Taylor 1-8, Smith 1-6.

### PASSING (A-C-Y-TD-I):

Miami: Griese 11-8-88-1-1.  
Washington: Kilmer 28-14-104-0-3.

### RECEIVING (Rec-Yds-TD):

Miami: Warfield 3-36, Kiick 2-6, Twilley 1-28-1, Mandich 1-19, Csonka 1(-1).  
Washington: Jefferson 5-50, Brown 5-26, C.Taylor 2-20, Smith 1-11, Harraway 1(-3).

### SACKS:

Miami: Fernandez 1, Stanfill 1.  
Washington: Talbert 1, Biggs 1.

### INTERCEPTIONS (Int-Yds-TD):

Miami: Scott 2-63, Buoniconti 1-32.  
Washington: Owens 1-0.

TEAM STATS	MIA	WAS
<b>TOTAL FIRST DOWNS</b>	<b>12</b>	<b>16</b>
By Rushing	7	9
By Passing	5	7
By Penalty	0	0
<b>THIRD DOWN EFFICIENCY</b>	<b>3-11-27%</b>	<b>3-13-23%</b>
<b>FOURTH DOWN EFFICIENCY</b>	<b>0-0-0%</b>	<b>0-1-0%</b>
<b>TOTAL NET YARDS</b>	<b>253</b>	<b>228</b>
Total Offensive Plays	50	66
Average gain per offensive play	5.1	3.5
<b>NET YARDS RUSHING</b>	<b>184</b>	<b>141</b>
Total Rushing Plays	37	36
Average gain per rushing play	5.0	3.9
<b>NET YARDS PASSING</b>	<b>69</b>	<b>87</b>
Completed - Attempted	8-11	14-28
Avg. gain per pass play	5.3	2.9
Sacked - Yards Lost	2-19	2-17
Had Intercepted	1	3
<b>PUNTS-YARDS-AVERAGE</b>	<b>7-301-43.0</b>	<b>5-156-31.2</b>
<b>TOTAL RETURN YARDAGE</b>	<b>132</b>	<b>54</b>
No. and Yards Punt Returns	2-4	4-9
No. and Yards Kickoff Returns	2-33	3-45
No. and Yards Int. Returns	3-95	1-0
<b>PENALTIES NUMBER-YARDS</b>	<b>3-35</b>	<b>3-25</b>
<b>FUMBLES NUMBER-LOST</b>	<b>2-1</b>	<b>1-0</b>
<b>RED ZONE EFFICIENCY</b>	<b>1-2-50%</b>	<b>0-2-0%</b>
<b>GOAL TO GO EFFICIENCY</b>	<b>1-2-50%</b>	<b>0-0-0%</b>
<b>TIME OF POSSESSION</b>	<b>27:29</b>	<b>32:31</b>

# 1973 - AFC PLAYOFF

DEC. 23, 1973 | MIAMI, FLA.  
ORANGE BOWL  
ATTENDANCE: 80,047

**CINCINNATI 16**

**MIAMI 34**

A defense which had allowed only 15 touchdowns all season kept the Cincinnati Bengals out of the end zone while the Dolphins hammered 241 yards on the ground for a convincing 34-16 victory. Mercury Morris scooted 106 yards on 20 carries and Bob Griese completed 11 of 18 passes, including TDs of 13 yards to Paul Warfield and seven yards to Jim Mandich. Garo Yepremian converted field goals of 50 and 46 yards in the second half to widen the winning margin. The Dolphins led 21-3 when a lapse just before halftime gave life to the Bengals. Safety Neal Craig intercepted Griese and returned it 45 yards for a score, and Horst Muhlmann booted field goals of 46 and 12 yards – the second coming after Morris fumbled a kickoff – to make it 21-16.



TE Jim Mandich

## SCORING DRIVES

TEAM	QTR	TIME	PLAY (EXTRA POINT) (DRIVE INFO)	CIN	MIA
Dolphins	1	9:37	Warfield 13 yd. pass from Griese (Yepremian kick) (10-80)	0	7
Bengals	1	5:38	Muhlmann 24 yd. field goal (10-55)	3	7
Dolphins	1	0:21	Csonka 1 yd. run (Yepremian kick) (12-80)	3	14
Dolphins	2	7:37	Morris 4 yd. run (Yepremian kick) (7-75)	3	21
Bengals	2	3:26	Craig 45 yd. interception return (Muhlmann kick)	10	21
Bengals	2	0:08	Muhlmann 46 yd. field goal (6-29)	13	21
Bengals	2	0:04	Muhlmann 12 yd. field goal (1-0)	16	21
Dolphins	3	9:42	Mandich 7 yd. pass from Griese (Yepremian kick) (7-72)	16	28
Dolphins	3	4:48	Yepremian 50 yd. field goal (7-16)	16	31
Dolphins	4	11:20	Yepremian 46 yd. field goal (8-32)	16	34

## SCORING SUMMARY

	1	2	3	4	F
Cincinnati	3	13	0	0	16
Miami	14	7	10	3	34

## GAME STATISTICS

### RUSHING (Att-Yds-TD):

Cincinnati: Clark 7-40, Anderson 3-26, Johnson 2-17, Elliot 7-15, Curtis 1(-1).  
Miami: Morris 20-106-1, Csonka 20-71-1, Kiick 10-51, Leigh 1-8, Nottingham 1-5.

### PASSING (A-C-Y-TD-I):

Cincinnati: Anderson 27-14-113-0-1.  
Miami: Griese 18-11-159-2-1, Briscoe 1-0-0-0-1.

### RECEIVING (Rec-Yds-TD):

Cincinnati: Elliott 9-53, Joiner 2-33, Clark 2-18, Curtis 1-9.  
Miami: Warfield 4-95-1, Mandich 3-28-1, Kiick 3-19, Briscoe 1-17.

### SACKS:

Cincinnati: None.  
Miami: Matheson 2, Stanfill 1.

### INTERCEPTIONS (Int-Yds-TD):

Cincinnati: Craig 1-45-1, Casanova 1-0.  
Miami: Anderson 1-19.

### TEAM STATS

	CIN	MIA
<b>TOTAL FIRST DOWNS</b>	11	27
By Rushing	5	18
By Passing	6	9
By Penalty	0	0
<b>TOTAL NET YARDS</b>	194	400
Total Offensive Plays	50	71
Average gain per offensive play	3.9	5.6
<b>NET YARDS RUSHING</b>	97	241
Total Rushing Plays	20	52
Average gain per rushing play	4.9	4.6
<b>NET YARDS PASSING</b>	97	159
Completed - Attempted	14-27	11-19
Avg. gain per pass play	3.2	8.4
Sacked - Yards Lost	3-16	0-0
Had Intercepted	1	2
<b>PUNTS-YARDS-AVERAGE</b>	7-254-36.3	2-98-49.0
<b>TOTAL RETURN YARDAGE</b>	113	39
No. and Yards Punt Returns	2-26	2-6
No. and Yards Kickoff Returns	2-42	2-14
No. and Yards Int. Returns	2-45	1-19
<b>PENALTIES NUMBER-YARDS</b>	2-19	1-5
<b>FUMBLES NUMBER-LOST</b>	0-0	2-1

# 1973 - AFC CHAMPIONSHIP

DEC. 30, 1973 | MIAMI, FLA.  
ORANGE BOWL  
ATTENDANCE: 75,105

OAKLAND 10

MIAMI 27



FB Larry Csonka

A relentless running attack with Larry Csonka and Mercury Morris accounting for 203 of the 266 yards, respectively, powered the Dolphins to a 27-10 triumph over the Oakland Raiders for a third straight American Conference title. Csonka, a 237-pound battering ram who had his third consecutive 1,000-yard season, scored three touchdowns with his 117 yards on 29 carries. The Dolphins covered 64 and 63 yards exclusively on the ground for a 14-0 halftime lead. Then as the Raiders battled to within 17-10, Bob Griese directed ground assaults of 63 yards, culminating in a field goal, and 42 yards, ending in Csonka's third TD. Defensively, safety Dick Anderson forced a fourth-down fumble by Marv Hubbard at midfield, and the Dolphins took possession with a 20-10 lead and six minutes to play. Oakland had stopped Miami's 18-game winning streak, 12-7, three months earlier.

## SCORING DRIVES

TEAM	QTR	TIME	PLAY (EXTRA POINT) (DRIVE INFO)	OAK	MIA
Dolphins	1	9:47	Csonka 11 yd. run (Yepremian kick) (8-64)	0	7
Dolphins	2	0:17	Csonka 2 yd. run (Yepremian kick) (15-63)	0	14
Raiders	3	9:49	Blanda 21 yd. field goal (11-63)	3	14
Dolphins	3	7:27	Yepremian 42 yd. field goal (3-8)	3	17
Raiders	3	2:38	Siani 25 yd. pass from Stabler (Blanda kick) (10-79)	10	17
Dolphins	4	9:42	Yepremian 26 yd. field goal (11-63)	10	20
Dolphins	4	1:49	Csonka 2 yd. run (Yepremian kick) (10-42)	10	27

## SCORING SUMMARY

	1	2	3	4	F
Oakland	0	0	10	0	10
Miami	7	7	3	10	27

## GAME STATISTICS

### RUSHING (Att-Yds-TD):

Oakland: Hubbard 10-54, C. Smith 10-35, Davis 4-15, Banaszak 2-3.  
Miami: Csonka 29-117-3, Morris 14-86, Griese 3-39, Kiick 6-12, Nottingham 1-12.

### PASSING (A-C-Y-TD-I):

Oakland: Stabler 23-15-129-1-1.  
Miami: Griese 6-3-34-0-1.

### RECEIVING (Rec-Yds-TD):

Oakland: C.Smith 5-43, Siani 3-45-1, Biletnikoff 2-15, Hubbard 2-11, Moore 2-9, Davis 1-6.  
Miami: Warfield 1-27, Briscoe 1-6, Kiick 1-1.

### SACKS:

Oakland: Sistrunk 1.  
Miami: None.

### INTERCEPTIONS (Int-Yds-TD):

Oakland: Brown 1-0.  
Miami: Matheson 1-29.

### TEAM STATS

	OAK	MIA
<b>TOTAL FIRST DOWNS</b>	<b>15</b>	<b>21</b>
By Rushing	4	18
By Passing	9	2
By Penalty	2	1
<b>TOTAL NET YARDS</b>	<b>236</b>	<b>292</b>
Total Offensive Plays	49	60
Average gain per offensive play	4.8	4.9
<b>NET YARDS RUSHING</b>	<b>107</b>	<b>266</b>
Total Rushing Plays	26	53
Average gain per rushing play	4.1	5.0
<b>NET YARDS PASSING</b>	<b>129</b>	<b>26</b>
Completed - Attempted	15-23	3-6
Avg. gain per pass play	5.6	3.7
Sacked - Yards Lost	0-0	1-8
Had Intercepted	1	1
<b>PUNTS-YARDS-AVERAGE</b>	<b>2-102-51.0</b>	<b>1-39-39.0</b>
<b>TOTAL RETURN YARDAGE</b>	<b>89</b>	<b>129</b>
No. and Yards Punt Returns	1-0	2-10
No. and Yards Kickoff Returns	4-89	3-90
No. and Yards Int. Returns	1-0	1-29
<b>PENALTIES NUMBER-YARDS</b>	<b>3-35</b>	<b>3-26</b>
<b>FUMBLES NUMBER-LOST</b>	<b>1-0</b>	<b>1-0</b>



# SUPER BOWL VIII

JAN. 13, 1974 | HOUSTON, TEXAS  
RICE STADIUM  
ATTENDANCE: 71,882

MINNESOTA 7

MIAMI 24

Winning for the 32nd time in 34 games, the Dolphins repeated as Super Bowl champions and proved themselves "Best Ever" with a 24-7 rout of the Minnesota Vikings at Rice Stadium. There was no doubt from the beginning. The Dolphins swept 62 yards in 10 plays with the opening kickoff, scoring on Larry Csonka's five-yard smash. Minnesota punted, and the onslaught resumed with a 56-yard, 10-play Dolphin drive capped by Jim Kiick's one-yard plunge. It was 17-0 before the Vikings crossed their 40, and a fourth-down fumble by Minnesota's Oscar Reed was recovered by safety Jake Scott at the Dolphins' six-yard line. A brilliant, diving catch by Paul Warfield netted 27 yards on a third-quarter TD drive that hiked the score to 24-0. Csonka finished with his best-ever total of 145 yards on 33 carries. The Dolphins rushed for 703 yards and outscored opponents 85-33 in the three-game playoff blitz. Csonka's yardage was a Super Bowl record and he was named MVP.



FB Larry Csonka

## SCORING DRIVES

TEAM	QTR	TIME	PLAY (EXTRA POINT) (DRIVE INFO)	MIN	MIA
Dolphins	1	5:27	Csonka 5 yd. run (Yepremian kick) (10-62)	0	7
Dolphins	1	1:22	Kiick 1 yd. run (Yepremian kick) (10-56)	0	14
Dolphins	2	6:02	Yepremian 28 yd. field goal (8-44)	0	17
Dolphins	3	8:44	Csonka 2 yd. run (Yepremian kick) (8-43)	0	24
Vikings	4	13:25	Tarkenton 4 yd. run (Cox kick) (10-57)	7	24

## SCORING SUMMARY

	1	2	3	4	F
Minnesota	0	0	0	7	7
Miami	14	3	7	0	24

## GAME STATISTICS

### RUSHING (Att-Yds-TD):

Minnesota: Reed 11-32; Foreman 7-18; Tarkenton 4-17-1;  
Marinaro 1-3; B. Brown 1-2.  
Miami: Csonka 33-145-2; Morris 11-34; Kiick 7-10-1; Griese 2-7.

### PASSING (A-C-Y-TD-I):

Minnesota: Tarkenton 28-18-182-0-1.  
Miami: Griese 7-6-73-0-0.

### RECEIVING (Rec-Yds-TD):

Minnesota: Foreman 5-27; Gilliam 4-44; Voight 3-46; Marinaro  
2-39; B. Brown 1-9; Kingsriter 1-9; Lash 1-9; Reed 1-(-1).  
Miami: Warfield 2-33; Mandich 2-21; Briscoe 2-19.

### SACKS:

Minnesota: Paige 1.  
Miami: Fernandez 1; Den Herder 1.

### INTERCEPTIONS (Int-Yds-TD):

Minnesota: None.  
Miami: Johnson 1-10.

### TEAM STATS

	MIN	MIA
<b>TOTAL FIRST DOWNS</b>	<b>14</b>	<b>21</b>
By Rushing	5	13
By Passing	8	4
By Penalty	1	4
<b>THIRD DOWN EFFICIENCY</b>	<b>8-15-53%</b>	<b>4-11-36%</b>
<b>FOURTH DOWN EFFICIENCY</b>	<b>0-1-0%</b>	<b>1-1-100%</b>
<b>TOTAL NET YARDS</b>	<b>238</b>	<b>259</b>
Total Offensive Plays	54	61
Average gain per offensive play	4.4	4.2
<b>NET YARDS RUSHING</b>	<b>72</b>	<b>196</b>
Total Rushing Plays	24	53
Average gain per rushing play	3.0	3.7
<b>NET YARDS PASSING</b>	<b>166</b>	<b>63</b>
Completed - Attempted	18-28	6-7
Avg. gain per pass play	5.5	7.9
Sacked - Yards Lost	2-16	1-10
Had Intercepted	1	0
<b>PUNTS-YARDS-AVERAGE</b>	<b>5-211-42.2</b>	<b>3-119-39.7</b>
<b>TOTAL RETURN YARDAGE</b>	<b>69</b>	<b>77</b>
No. and Yards Punt Returns	0-0	3-20
No. and Yards Kickoff Returns	4-69	2-47
No. and Yards Int. Returns	0-0	1-10
<b>PENALTIES NUMBER-YARDS</b>	<b>7-65</b>	<b>1-4</b>
<b>FUMBLES NUMBER-LOST</b>	<b>2-1</b>	<b>1-0</b>
<b>RED ZONE EFFICIENCY</b>	<b>1-2-50%</b>	<b>3-3-100%</b>
<b>GOAL TO GO EFFICIENCY</b>	<b>0-0-0%</b>	<b>3-3-100%</b>
<b>TIME OF POSSESSION</b>	<b>26:15</b>	<b>33:45</b>

# 1974 - AFC PLAYOFF

DEC. 21, 1974 | OAKLAND, CALIF.  
OAKLAND-ALAMEDA CO. COLISEUM  
ATTENDANCE: 54,020

MIAMI 26

OAKLAND 28



WR Nat Moore

Oakland quarterback Ken Stabler, falling in the clutches of Vern Den Herder, unloaded a wobbly eight-yard pass that Clarence Davis wrestled from three defenders in the end zone, and the Raiders scored a stunning 28-26 victory over the defending champion Dolphins. Stabler, who had spent the last of his timeouts, appeared to have thrown an interception. But running back Davis clutched the football when bodies were untangled with 26 seconds remaining. It was the fourth TD pass for lefthander Stabler and his second "freak" score. Four minutes earlier Cliff Branch fell while catching a pass at the Dolphins' 27, but defender Henry Stuckey also slipped, and Branch got up and escaped for a 72-yard TD. The Dolphins, trailing by two points, went ahead with 2:08 remaining as rookie Benny Malone broke two tackles on a 23-yard touchdown run along the sideline.

## SCORING DRIVES

TEAM	QTR	TIME	PLAY (EXTRA POINT) (DRIVE INFO)	MIA	OAK
Dolphins	1	14:45	N. Moore 89 yd. kickoff return (Yepremian kick)	7	0
Raiders	2	7:39	C. Smith 31 yd. pass from Stabler (Blanda kick) (7-78)	7	7
Dolphins	2	1:01	Yepremian 33 yd. field goal (11-47)	10	7
Raiders	3	8:05	Biletnikoff 13 yd. pass from Stabler (Blanda kick) (9-60)	10	14
Dolphins	3	6:38	Warfield 16 yd. pass from Griese (kick failed) (5-65)	16	14
Dolphins	4	11:50	Yepremian 46 yd. field goal (8-53)	19	14
Raiders	4	4:37	Branch 72 yd. pass from Stabler (Blanda kick) (2-83)	19	21
Dolphins	4	2:08	Malone 23 yd. run (Yepremian kick) (4-68)	26	21
Raiders	4	0:26	Davis 8 yd. pass from Stabler (Blanda kick) (8-68)	26	28

## SCORING SUMMARY

	1	2	3	4	F
Miami	7	3	6	10	26
Oakland	0	7	7	14	28

## GAME STATISTICS

### RUSHING (Att-Yds-TD):

Miami: Csonka 24-114, Malone 14-83-1, Griese 2-14, Kiick 1-2.  
Oakland: Davis 12-59, Hubbard 14-55, Banaszak 3-14, Stabler 3-7.

### PASSING (A-C-Y-TD-I):

Miami: Griese 14-7-101-1-1.  
Oakland: Stabler 30-20-293-4-1.

### RECEIVING (Rec-Yds-TD):

Miami: Warfield 3-47-1, N. Moore 2-40, Nottingham 1-9, Kiick 1-5.  
Oakland: Biletnikoff 8-122-1, Branch 3-84-1, Moore 3-22, C. Smith 2-35-1, C. Davis 2-16-1, Hubbard 1-9, Pitts 1-5.

### SACKS:

Miami: Den Herder 1, Fernandez 1.  
Oakland: Sistrunk 1, Jones 1.

### INTERCEPTIONS (Int-Yds-TD):

Miami: Anderson 1-14.  
Oakland: Villapiano 1-5.

### TEAM STATS

	MIA	OAK
<b>TOTAL FIRST DOWNS</b>	<b>18</b>	<b>19</b>
By Rushing	10	8
By Passing	6	11
By Penalty	2	0
<b>TOTAL NET YARDS</b>	<b>294</b>	<b>411</b>
Total Offensive Plays	57	64
Average gain per offensive play	5.2	6.4
<b>NET YARDS RUSHING</b>	<b>213</b>	<b>135</b>
Total Rushing Plays	41	32
Average gain per rushing play	5.2	4.2
<b>NET YARDS PASSING</b>	<b>81</b>	<b>276</b>
Completed - Attempted	7-14	20-30
Avg. gain per pass play	5.1	8.6
Sacked - Yards Lost	2-20	2-17
Had Intercepted	1	1
<b>PUNTS-YARDS-AVERAGE</b>	<b>6-199-33.2</b>	<b>7-299-42.7</b>
<b>TOTAL RETURN YARDAGE</b>	<b>202</b>	<b>156</b>
No. and Yards Punt Returns	3-5	3-16
No. and Yards Kickoff Returns	5-183	6-135
No. and Yards Int. Returns	1-14	1-5
<b>PENALTIES NUMBER-YARDS</b>	<b>3-15</b>	<b>3-59</b>
<b>FUMBLES NUMBER-LOST</b>	<b>0-0</b>	<b>0-0</b>

# 1978 - AFC WILD CARD

DEC. 24, 1978 | MIAMI, FLA.  
ORANGE BOWL  
ATTENDANCE: 70,036

**HOUSTON 17**

**MIAMI 9**

The Houston Oilers amassed a 455-209 margin in total yardage, and aided by five Dolphins turnovers, gained a 17-9 victory in a battle of AFC wild-card entries at the Orange Bowl. Toni Fritsch kicked a 35-yard field goal with 7:25 remaining to snap a 7-7 tie that existed since the first quarter. An interception by linebacker Greg Bingham led to a clinching 50-yard touchdown drive capped by Earl Campbell's one-yard dive with 1:55 to go. Campbell, the NFL rushing leader with 1,450 yards as a rookie, had been checked for only 16 yards on 13 carries in the first half. Dolphins quarterback Bob Griese, playing with very sore ribs, connected with tight end Andre Tillman for a 13-yard TD after Earnie Rhone had recovered a fumbled punt at the Houston 21. But Griese completed only 13 of 28 passes. Twice the Dolphins lost the ball inside the Oilers 10-yard line when the game was tied. Houston's Dan Pastorini wore a flak jacket to protect three broken ribs, and he passed for 261 of his 306-yard total in the first half.



QB Bob Griese

## SCORING DRIVES

TEAM	QTR	TIME	PLAY (EXTRA POINT) (DRIVE INFO)	HOU	MIA
Dolphins	1	5:02	Tillman 13 yd. pass from Griese (Yepremian kick) (2-21)	0	7
Oilers	1	0:03	Wilson 13 yd. pass from Pastorini (Fritsch kick) (10-71)	7	7
Oilers	4	7:25	Fritsch 35 yd. field goal (10-53)	10	7
Oilers	4	1:55	Campbell 1 yd. run (Fritsch kick) (10-50)	17	7
Dolphins	4	0:11	Safety, Pastorini runs out of end zone	17	9

## SCORING SUMMARY

	1	2	3	4	F
Houston	7	0	0	10	17
Miami	7	0	0	2	9

## GAME STATISTICS

### RUSHING (Att-Yds-TD):

Houston: Campbell 26-84-1, Wilson 14-76, Poole 1-12, Coleman 1-2, Pastorini 3-(9).  
Miami: L. Harris 9-43, Williams 13-41, N. Moore 1-7, Bulaich 2-0.

### PASSING (A-C-Y-TD-I):

Houston: Pastorini 29-20-306-1-0, Barber 1-0-0-0-0.  
Miami: Griese 28-11-114-1-2, Strock 2-1-23-0-1.

### RECEIVING (Rec-Yds-TD):

Houston: Burrough 6-103, Wilson 5-40-1, Barber 4-112, Woods 2-22, Campbell 1-13, Caster 1-11, Coleman 1-5.  
Miami: D. Harris 4-42, N. Moore 2-28, Tillman 2-24-1, Bulaich 2-14, L. Harris 1-21, Williams 1-8.

### SACKS:

Houston: Washington 1, Bethea 1.  
Miami: Bokamper 2.

### INTERCEPTIONS (Int-Yds-TD):

Houston: Bingham 1-4, Reinfeldt 1-0, Sternrick 1-0.  
Miami: None.

### TEAM STATS

	HOU	MIA
<b>TOTAL FIRST DOWNS</b>	23	14
By Rushing	9	6
By Passing	14	7
By Penalty	0	1
<b>THIRD DOWN EFFICIENCY</b>	8-16-50%	5-12-42%
<b>TOTAL NET YARDS</b>	455	209
Total Offensive Plays	77	57
Average gain per offensive play	5.9	3.7
<b>NET YARDS RUSHING</b>	165	91
Total Rushing Plays	45	25
Average gain per rushing play	3.7	3.6
<b>NET YARDS PASSING</b>	290	118
Completed - Attempted	20-30	12-30
Avg. gain per pass play	9.1	3.7
Sacked - Yards Lost	2-16	2-19
Had Intercepted	0	3
<b>PUNTS-YARDS-AVERAGE</b>	5-220-44.0	5-243-48.6
<b>TOTAL RETURN YARDAGE</b>	70	133
No. and Yards Punt Returns	3-11	1-24
No. and Yards Kickoff Returns	2-55	5-109
No. and Yards Int. Returns	3-4	0-0
<b>PENALTIES NUMBER-YARDS</b>	5-37	1-5
<b>FUMBLES NUMBER-LOST</b>	3-1	2-2
<b>TIME OF POSSESSION</b>	35:43	24:17

MIAMI 14

PITTSBURGH 34



WR Duriel Harris

Launching a drive to their fourth Super Bowl title in six years, the Pittsburgh Steelers scored touchdowns on their first three possessions and coasted to a 34-14 victory at Three Rivers Stadium. Miami managed only 25 yards rushing against the Steel Curtain and was stopped twice in the second quarter after achieving a first down inside the Steelers 10-yard line. The Dolphins got as close as 20-7 with a seven-yard TD pass from Bob Griese to Duriel Harris in the third period, but Pittsburgh responded with a 69-yard TD drive. The Steelers marched 62, 62 and 56 yards for their first-quarter scores when quarterback Terry Bradshaw completed 8 of 10 passes, including touchdowns to John Stallworth and Lynn Swann, who was standing alone in the end zone. Don Strock directed a 13-play, 76-yard TD drive after relieving Griese in the fourth quarter.

### SCORING DRIVES

TEAM	QTR	TIME	PLAY (EXTRA POINT) (DRIVE INFO)	MIA	PIT
Steelers	1	7:58	Thornton 1 yd. run (Bahr kick) (13-62)	0	7
Steelers	1	3:57	Stallworth 17 yd. pass from Bradshaw (kick blocked) (9-62)	0	13
Steelers	1	0:51	Swann 20 yd. pass from Bradshaw (Bahr kick) (6-56)	0	20
Dolphins	3	11:05	Harris 7 yd. pass from Griese (von Schamann kick) (2-11)	7	20
Steelers	3	6:02	Bleier 1 yd. run (Bahr kick) (12-69)	7	27
Steelers	4	9:04	Harris 5 yd. run (Bahr kick) (9-43)	7	34
Dolphins	4	3:07	Csonka 1 yd. run (von Schamann kick) (13-76)	14	34

### SCORING SUMMARY

	1	2	3	4	F
Miami	0	0	7	7	14
Pittsburgh	20	0	7	7	34

### GAME STATISTICS

#### RUSHING (Att-Yds-TD):

Miami: Csonka 10-20-1, Davis 2-12, Griese 1-1, Williams 8-1, Roberts 1(-)-9.  
Pittsburgh: Harris 21-83-1, Thornton 12-52-1, Hawthorne 2-15, Bleier 4-13-1, Anderson 1(-)-4.

#### PASSING (A-C-Y-TD-I):

Miami: Griese 26-14-118-1-1, Strock 14-8-125-0-1.  
Pittsburgh: Bradshaw 31-21-230-2-0.

#### RECEIVING (Rec-Yds-TD):

Miami: Williams 6-26, Moore 5-93, Harris 3-61-1, Nathan 3-27, Davis 2-24, Hardy 2-12, Torrey 1-0.  
Pittsburgh: Stallworth 6-86-1, Harris 5-32, Smith 4-41, Swann 3-37-1, Thornton 3-34.

#### SACKS:

Miami: Barisich 0.5, Den Herder 0.5.  
Pittsburgh: Dunn 1.5, Greene 1, Lambert 0.5.

#### INTERCEPTIONS (Int-Yds-TD):

Miami: None.  
Pittsburgh: Winston 1-3, Woodruff 1-0.

TEAM STATS	MIA	PIT
<b>TOTAL FIRST DOWNS</b>	<b>16</b>	<b>27</b>
By Rushing	2	14
By Passing	11	12
By Penalty	3	1
<b>THIRD DOWN EFFICIENCY</b>	<b>7-19-37%</b>	<b>11-14-79%</b>
<b>TOTAL NET YARDS</b>	<b>249</b>	<b>379</b>
Total Offensive Plays	65	72
Average gain per offensive play	3.8	5.3
<b>NET YARDS RUSHING</b>	<b>25</b>	<b>159</b>
Total Rushing Plays	22	40
Average gain per rushing play	1.1	4.0
<b>NET YARDS PASSING</b>	<b>224</b>	<b>220</b>
Completed - Attempted	22-40	21-31
Avg. gain per pass play	5.2	6.9
Sacked - Yards Lost	3-19	1-10
Had Intercepted	2	0
<b>PUNTS-YARDS-AVERAGE</b>	<b>4-145-36.3</b>	<b>2-59-29.5</b>
<b>TOTAL RETURN YARDAGE</b>	<b>87</b>	<b>80</b>
No. and Yards Punt Returns	0-0	4-31
No. and Yards Kickoff Returns	6-87	2-46
No. and Yards Int. Returns	0-0	2-3
<b>PENALTIES NUMBER-YARDS</b>	<b>4-35</b>	<b>8-41</b>
<b>FUMBLES NUMBER-LOST</b>	<b>0-0</b>	<b>3-3</b>
<b>TIME OF POSSESSION</b>	<b>27:15</b>	<b>32:45</b>

**SAN DIEGO 41**

**MIAMI 38 (OT)**



RB Tony Nathan

A record-setting showcase of the passing game resulted in NFL playoff marks for most points (79), most total yards (1,036) and most drama as the San Diego Chargers outlasted the Dolphins 41-38 in overtime. "The Miracle That Died" was the Miami Herald headline after the Dolphins rallied behind reserve quarterback Don Strock to overcome a 24-point deficit. The Pro Football Hall of Fame voted the contest as the "NFL's Game of the '80s." Strock completed 29 of 43 passes for 403 yards and four touchdowns, spurring the Dolphins to a 38-31 lead. A 12-yard sweep by Tony Nathan on the first play of the fourth quarter put the Dolphins on top. But Chargers quarterback Dan Fouts, who passed for an NFL record 4,802 yards during the season, led an 82-yard drive capped by a 9-yard pass to James Brooks to tie the game with 58 seconds remaining. Five players had more than 100 yards in receptions, topped by Chargers tight end Kellen Winslow with 13 catches for 166 yards. Fouts, who finished with 433 yards on 33 of 53 marksmanship, hooked up with Charlie Joiner for 39 yards to the Dolphins 10-yard line. Rolf Benirschke then kicked a 29-yard field goal to end the struggle after 13:52 of overtime. Benirschke had missed a 27-yard attempt eight minutes earlier, and Miami's Uwe von Schamann had two attempts blocked – a 43-yarder on the last play of regulation and a 35-yarder after 11:27 of overtime. It was the first game in NFL history in which two quarterbacks passed for more than 400 yards.

### SCORING DRIVES

TEAM	QTR	TIME	PLAY (EXTRA POINT) (DRIVE INFO)	SD	MIA
Chargers	1	9:49	Benirschke 32 yd. field goal (9-64)	3	0
Chargers	1	7:24	Chandler 56 yd. punt return (Benirschke kick)	10	0
Chargers	1	3:58	Muncie 1 yd. run (Benirschke kick)	17	0
Chargers	1	1:31	Brooks 8 yd. pass from Fouts (Benirschke kick)	3	24
Dolphins	2	8:31	von Schamann 34 yd. field goal (10-63)	24	3
Dolphins	2	2:45	Rose 1 yd. pass from Strock (von Schamann kick)	7	24
Dolphins	2	0:00	Nathan 25 yd. run after lateral from Harris who caught a 15 yd. pass from Strock (von Schamann kick)	4	24
Dolphins	3	10:50	Rose 15 yd. pass from Strock (von Schamann kick)	8	24
Chargers	3	4:15	Winslow 25 yd. pass from Fouts (Benirschke kick)	6	31
Dolphins	3	1:28	Hardy 50 yd. pass from Strock (von Schamann kick)	6	31
Dolphins	4	14:53	Nathan 12 yd. run (von Schamann kick)	2	31
Chargers	4	0:58	Brooks 9 yd. pass from Fouts (Benirschke kick)	10	38
Chargers	OT	1:08	Benirschke 29 yd. field goal	41	38

### SCORING SUMMARY

	1	2	3	4	OT	F
San Diego	24	0	7	7	3	41
Miami	0	17	14	7	0	38

### GAME STATISTICS

#### RUSHING (Att-Yds-TD):

San Diego: Muncie 24-120-1, Brooks 3-19, Fouts 2-10.  
 Miami: Nathan 14-48-1, Woodley 1-10, Hill 3-8, Vigorito 1-6, Franklin 9-6.

#### PASSING (A-C-Y-TD-I):

San Diego: Fouts 53-33-433-3-1, Muncie 1-0-0-0-0.  
 Miami: Strock 43-29-403-4-1, Woodley 5-2-20-0-1.

#### RECEIVING (Rec-Yds-TD):

San Diego: Winslow 13-166-1, Joiner 7-108, Chandler 6-106, Brooks 4-31-2, Muncie 2-5, Scales 1-17.  
 Miami: Nathan 9-114-1, Harris 6-106, Hardy 5-89-1, Rose 4-37-2, Cefalo 3-62, Vigorito 2-12, Hill 2-3.

#### SACKS:

San Diego: Johnson 2, Jones 1.  
 Miami: Bokamper 2.

#### INTERCEPTIONS (Int-Yds-TD):

San Diego: Edwards 1-35, Buchanon 1-0.  
 Miami: L. Blackwood 1-8.

#### TEAM STATS

	SD	MIA
<b>TOTAL FIRST DOWNS</b>	<b>34</b>	<b>25</b>
By Rushing	10	3
By Passing	21	21
By Penalty	3	1
<b>THIRD DOWN EFFICIENCY</b>	<b>8-15-53%</b>	<b>8-16-50%</b>
<b>TOTAL NET YARDS</b>	<b>564</b>	<b>472</b>
Total Offensive Plays	85	79
Average gain per offensive play	6.6	6.0
<b>NET YARDS RUSHING</b>	<b>149</b>	<b>78</b>
Total Rushing Plays	29	28
Average gain per rushing play	5.1	2.8
<b>NET YARDS PASSING</b>	<b>415</b>	<b>394</b>
Completed - Attempted	33-54	31-48
Avg. gain per pass play	7.4	7.7
Sacked - Yards Lost	2-18	3-29
Had Intercepted	1	2
<b>PUNTS-YARDS-AVERAGE</b>	<b>4-161-40.3</b>	<b>5-210-42.0</b>
<b>TOTAL RETURN YARDAGE</b>	<b>199</b>	<b>140</b>
No. and Yards Punt Returns	2-64	1-12
No. and Yards Kickoff Returns	6-100	6-98
No. and Yards Int. Returns	2-35	1-30
<b>PENALTIES NUMBER-YARDS</b>	<b>9-55</b>	<b>7-50</b>
<b>FUMBLES NUMBER-LOST</b>	<b>3-3</b>	<b>2-1</b>
<b>TIME OF POSSESSION</b>	<b>37:25</b>	<b>36:27</b>


# 1982 - AFC FIRST ROUND

JAN. 8, 1983 | MIAMI, FLA.  
**ORANGE BOWL**  
 ATTENDANCE: 68,842

**NEW ENGLAND 13**

**MIAMI 28**

For the first time in nine years, the Miami Dolphins won a playoff game, defeating the New England Patriots 28-13. Dolphins QB David Woodley had one of his finest games, completing 16 of 19 passes for 246 yards and two TDs. He was a perfect 8-8 in the second half. The Dolphins had not experienced a playoff win since January 13, 1974, when they downed Minnesota in Super Bowl VIII. The Dolphins took command in the second quarter, putting together back-to-back TD drives of 76 and 79 yards that turned a 3-0 deficit into a 14-3 halftime advantage. The four Miami TDs came on a pair of two-yard passes from Woodley to tight end Bruce Hardy, a one-yard run by Andra Franklin and Woody Bennett's two-yard burst up the middle. Franklin finished with 112 yards on 26 carries, but lost the ball three times on fumbles. Two of those fumbles resulted in John Smith field goals of 23 and 42 yards for New England.



LB Earnie Rhone

## SCORING DRIVES

TEAM	QTR	TIME	PLAY (EXTRA POINT) (DRIVE INFO)	NE	MIA
Patriots	2	11:53	Smith 23 yd. field goal (8-24)	3	0
Dolphins	2	6:36	Hardy 2 yd. pass from Woodley (von Schamann kick) (9-76)	3	7
Dolphins	2	2:08	Franklin 1 yd. run (von Schamann kick) (9-79)	3	14
Patriots	3	7:04	Smith 42 yd. field goal (8-38)	6	14
Dolphins	3	1:01	Bennett 2 yd. run (von Schamann kick) (11-74)	6	21
Dolphins	4	8:55	Hardy 2 yd. pass from Woodley (von Schamann kick) (8-62)	6	28
Patriots	4	5:22	Hasselbeck 22 yd. pass from Grogan (Smith kick) (6-80)	13	28

## SCORING SUMMARY

	1	2	3	4	F
New England	0	13	3	7	13
Miami	0	14	7	7	28

## GAME STATISTICS

### RUSHING (Att-Yds-TD):

New England: van Eeghen 9-40, Collins 7-35, Tatupu 1-4, Morgan 1(-2).  
 Miami: Franklin 26-112-1, Nathan 12-71, Woodley 1-16, Bennett 5-10-1, Vigorito 1-5.

### PASSING (A-C-Y-TD-I):

New England: Grogan 30-16-189-1-2.  
 Miami: Woodley 19-16-246-2-0.

### RECEIVING (Rec-Yds-TD):

New England: Hasselbeck 7-87-1, Dawson 4-49, Collins 1-17, Toler 1-16,  
 Brown 1-8, Johnson 1-7, van Eeghen 1-5.  
 Miami: Nathan 5-68, Hardy 3-23-2, Rose 2-47, Vigorito 2-40,  
 Cefalo 2-27, Harris 1-36, Diana 1-5.

### SACKS:

New England: Owens 2.  
 Miami: Rhone 1, Bokamper 1, Baumhower 1, Duhe 1.

### INTERCEPTIONS (Int-Yds-TD):

New England: None.  
 Miami: McNeal 1-16, Small 1-0.

### TEAM STATS

	NE	MIA
<b>TOTAL FIRST DOWNS</b>	<b>14</b>	<b>27</b>
By Rushing	6	12
By Passing	8	14
By Penalty	0	1
<b>THIRD DOWN EFFICIENCY</b>	<b>1-9-11%</b>	<b>7-9-78%</b>
<b>TOTAL NET YARDS</b>	<b>237</b>	<b>448</b>
Total Offensive Plays	52	66
Average gain per offensive play	4.6	6.8
<b>NET YARDS RUSHING</b>	<b>77</b>	<b>214</b>
Total Rushing Plays	18	45
Average gain per rushing play	4.3	4.8
<b>NET YARDS PASSING</b>	<b>160</b>	<b>234</b>
Completed - Attempted	16-30	16-19
Avg. gain per pass play	4.7	11.1
Sacked - Yards Lost	4-29	2-12
Had Intercepted	2	0
<b>PUNTS-YARDS-AVERAGE</b>	<b>5-218-43.6</b>	<b>1-51-51.0</b>
<b>TOTAL RETURN YARDAGE</b>	<b>54</b>	<b>138</b>
No. and Yards Punt Returns	0-0	4-40
No. and Yards Kickoff Returns	3-54	3-73
No. and Yards Int. Returns	0-0	2-25
<b>PENALTIES NUMBER-YARDS</b>	<b>4-27</b>	<b>2-15</b>
<b>FUMBLES NUMBER-LOST</b>	<b>1-1</b>	<b>3-3</b>
<b>TIME OF POSSESSION</b>	<b>24:09</b>	<b>35:51</b>


# 1982 – AFC SECOND ROUND

JAN. 16, 1983 | MIAMI, FLA.  
ORANGE BOWL  
ATTENDANCE: 71,383

**SAN DIEGO 13**

**MIAMI 34**

The Dolphins choked off the famed Chargers offense and won 34-13. The Dolphins defense stopped the San Diego offense, holding it to a total of 247 yards – 203 yards below its league-leading average - while holding the Chargers scoreless in the second half. Dolphins defenders intercepted QB Dan Fouts five times, sacked him three times and held the Chargers to 15 completions for 191 yards – their lowest output since a January, 1982, playoff game in the ice at Cincinnati. The Dolphins offense kept Fouts and Company on the sideline by utilizing ball control that produced 80 plays to San Diego's 54 and an overwhelming time of possession advantage; the Dolphins had the ball for 40:46 to the Chargers' 19:14. Dolphins QB David Woodley guided his team to a 214-yard ground attack while connecting on 17-22 passes for 195 yards and two TDs. Woodley opened the scoring with a three-yard pass to Nat Moore in the first quarter and made it 14-0 by directing Miami 89 yards on 13 plays. Chargers kickoff returner Hank Bauer fumbled a kickoff which was recovered by Uwe von Schamann at the Chargers' 23-yard line. Seven plays later, Woodley hit tight end Ronnie Lee on a six-yard look-in pass for the score. On the next kickoff, Dolphins rookie Rich Diana recovered a fumble by the Chargers' James Brooks, but this time Miami had to settle for a 29-yard von Schamann field goal. The Chargers scored two late TDs, one on a 28-yard pass from Fouts to Charlie Joiner and the other on Chuck Muncie's one-yard dive that ended the San Diego scoring. Von Schamann added a second field goal shortly before the end of the first half and Woodley scored on a seven-yard QB draw early in the fourth quarter.



QB David Woodley

## SCORING SUMMARY

	1	2	3	4	F
San Diego	0	13	0	0	13
Miami	7	20	0	7	34

## SCORING DRIVES

TEAM	QTR	TIME	PLAY (EXTRA POINT) (DRIVE INFO)	SD	MIA
Dolphins	1	8:08	Moore 3 yd. pass from Woodley (von Schamann kick) (5-26)	0	7
Dolphins	2	13:32	Franklin 3 yd. run (von Schamann kick) (13-89)	0	14
Dolphins	2	10:29	Lee 6 yd. pass from Woodley (von Schamann kick) (7-23)	0	21
Dolphins	2	7:45	von Schamann 24 yd. field goal	0	24
Chargers	2	3:46	Joiner 28 yd. pass from Fouts (kick failed) (3-28)	6	24
Dolphins	2	1:05	von Schamann 23 yd. field goal (7-70)	6	27
Chargers	2	0:22	Muncie 1 yd. run (Benirschke kick) (5-76)	13	27
Dolphins	4	14:18	Woodley 7 yd. run (von Schamann kick) (8-62)	13	34

## GAME STATISTICS

### RUSHING (Att-Yds-TD):

San Diego: Muncie 11-62-1, Brooks 3-9, Capelletti 1-5, Fouts 2-3.  
Miami: Franklin 23-96-1, Nathan 19-83, Woodley 3-14-1, Bennett 7-14, Orosz 1-11, Vigorito 1-2, Jensen 2-(-6).

### PASSING (A-C-Y-TD-I):

San Diego: Fouts 34-15-191-1-5.  
Miami: Woodley 22-17-195-2-1, Nathan 1-1-20-0-0.

### RECEIVING (Rec-Yds-TD):

San Diego: Muncie 6-53, Chandler 2-38, Brooks 2-25, Sievers 2-21,  
Joiner 1-28-1, Winslow 1-18, Holohan 1-8.  
Miami: Nathan 8-55, Hardy 3-45, Cefalo 2-69, Vigorito 2-22, Harris 1-15, Lee 1-6-1, Moore 1-3-1.

### SACKS:

San Diego: Ferguson 1.  
Miami: Duhe 2, Bokamper 1.

### INTERCEPTIONS (Int-Yds-TD):

San Diego: Fox 1-18.  
Miami: G. Blackwood 2-19, McNeal 1-20, Small 1-16, L. Blackwood 1-(-1).

### TEAM STATS

	SD	MIA
<b>TOTAL FIRST DOWNS</b>	<b>17</b>	<b>29</b>
By Rushing	5	15
By Passing	9	11
By Penalty	3	3
<b>THIRD DOWN EFFICIENCY</b>	<b>4-11-36%</b>	<b>7-14-50%</b>
<b>TOTAL NET YARDS</b>	<b>247</b>	<b>413</b>
Total Offensive Plays	54	80
Average gain per offensive play	4.6	5.2
<b>NET YARDS RUSHING</b>	<b>79</b>	<b>214</b>
Total Rushing Plays	17	56
Average gain per rushing play	4.6	3.8
<b>NET YARDS PASSING</b>	<b>168</b>	<b>199</b>
Completed - Attempted	15-34	18-23
Avg. gain per pass play	4.5	8.3
Sacked - Yards Lost	3-23	1-16
Had Intercepted	5	1
<b>PUNTS-YARDS-AVERAGE</b>	<b>4-165-41.3</b>	<b>3-121-40.3</b>
<b>TOTAL RETURN YARDAGE</b>	<b>127</b>	<b>98</b>
No. and Yards Punt Returns	3-16	2-4
No. and Yards Kickoff Returns	7-93	3-40
No. and Yards Int. Returns	1-18	5-54
<b>PENALTIES NUMBER-YARDS</b>	<b>7-62</b>	<b>6-70</b>
<b>FUMBLES NUMBER-LOST</b>	<b>3-2</b>	<b>2-1</b>
<b>TIME OF POSSESSION</b>	<b>19:14</b>	<b>40:46</b>



# 1982 - AFC CHAMPIONSHIP

JAN. 23, 1983 | MIAMI, FLA.  
ORANGE BOWL  
ATTENDANCE: 67,396

**N.Y. JETS 0**

**MIAMI 14**

For the third time in as many games in 1982, the Miami Dolphins defeated the New York Jets, this time on a rainy, mud-soaked Orange Bowl field. The Dolphins set an AFC Championship Game record by holding the Jets to 139 total yards. A.J. Duhe set an AFC playoff record with three interceptions, including one he returned for a 35-yard TD. The Dolphins set an NFL record by being the first team to have defeated the same team three times in a season – two times during the regular season and once in a playoff game. On nine occasions since the AFL-NFL merger, teams had met three times in a season – but no team had won all three games. Before a crowd of 67,396, the Dolphins' Woody Bennett rumbled seven yards up the middle to score the only points the Dolphins would need. That came in the third quarter after the teams had trudged through a scoreless first half on the soggy Prescription Athletic Turf.



LB A.J. Duhe

## SCORING DRIVES

TEAM	QTR	TIME	PLAY (EXTRA POINT) (DRIVE INFO)	NYJ	MIA
Dolphins	3	12:55	Bennett 7 yd. run (von Schamann kick) (7-48)	0	7
Dolphins	4	12:52	Duhe 35 yd. interception return (von Schamann kick)	0	14

## SCORING SUMMARY

	1	2	3	4	F
N.Y. Jets	0	0	0	0	0
Miami	0	0	7	7	14

## GAME STATISTICS

### RUSHING (Att-Yds-TD):

N.Y. Jets: McNeil 17-46, Todd 4-10, Augustyniak 2-5, Dierking 1-1.  
Miami: Woodley 8-46, Franklin 13-44, Nathan 7-24, Bennett 13-24-1.

### PASSING (A-C-Y-TD-I):

N.Y. Jets: Todd 37-15-103-0-5.  
Miami: Woodley 21-9-87-0-3.

### RECEIVING (Rec-Yds-TD):

N.Y. Jets: Harper 4-14, Jones 3-35, Barkum 2-20, Augustyniak 2-12,  
McNeil 1-9, Gaffney 1-7, Dierking 1-6, Walker 1-0.  
Miami: Vigorito 3-29, Harris 2-28, Nathan 2-4, Rose 1-20, Lee 1-6.

### SACKS:

N.Y. Jets: Gastineau 2, Lyons 1, Neil 1.  
Miami: Bokamper 2, Brudzinski 1, Baumhower 1.

### INTERCEPTIONS (Int-Yds-TD):

N.Y. Jets: Schroy 2-1, Buttle 1-0.  
Miami: Duhe 3-36-1, Small 1-8, G. Blackwood 1-4.

### TEAM STATS

	NYJ	MIA
<b>TOTAL FIRST DOWNS</b>	<b>10</b>	<b>13</b>
By Rushing	2	7
By Passing	6	5
By Penalty	2	1
<b>THIRD DOWN EFFICIENCY</b>	<b>4-17-24%</b>	<b>8-18-44%</b>
<b>TOTAL NET YARDS</b>	<b>139</b>	<b>198</b>
Total Offensive Plays	65	66
Average gain per offensive play	2.1	3.0
<b>NET YARDS RUSHING</b>	<b>62</b>	<b>138</b>
Total Rushing Plays	24	41
Average gain per rushing play	2.6	3.4
<b>NET YARDS PASSING</b>	<b>77</b>	<b>60</b>
Completed - Attempted	15-37	9-21
Avg. gain per pass play	1.9	2.4
Sacked - Yards Lost	4-26	4-27
Had Intercepted	5	3
<b>PUNTS-YARDS-AVERAGE</b>	<b>10-357-35.7</b>	<b>10-333-33.3</b>
<b>TOTAL RETURN YARDAGE</b>	<b>97</b>	<b>88</b>
No. and Yards Punt Returns	6-65	3-20
No. and Yards Kickoff Returns	1-31	1-20
No. and Yards Int. Returns	3-1	5-48
<b>PENALTIES NUMBER-YARDS</b>	<b>6-42</b>	<b>3-15</b>
<b>FUMBLES NUMBER-LOST</b>	<b>1-0</b>	<b>3-1</b>
<b>TIME OF POSSESSION</b>	<b>26:09</b>	<b>33:51</b>



# SUPER BOWL XVII

JAN. 30, 1983 | PASADENA, CALIF.  
ROSE BOWL  
ATTENDANCE: 103,667

MIAMI 17

WASHINGTON 27

Washington, behind the power running of John Riggins, came from behind to win Super Bowl XVII in the famed Rose Bowl, beating Miami 27-17. Before the second-largest crowd for a Super Bowl – 103,667 fans – Washington took the lead for the first time with a little more than 10 minutes left on the clock. The game was marked by a Super Bowl record performance by Fulton Walker, who returned four kickoffs 190 yards, including a 98-yard TD that gave Miami a 17-10 halftime lead. It was the first kickoff returned for a TD in Super Bowl history and the longest kickoff return in playoff history. Riggins ran up 166 yards on 38 carries, both Super Bowl records. On a short-yardage play – fourth-and-one from the Washington 43 with 10:01 to play – Riggins broke a tackle and scored on a 43-yard run. Riggins accounted for 181 total yards, five more yards than the entire Miami offense could manage in the game. In the first quarter, Miami jumped to a quick lead with a 76-yard David Woodley to Jimmy Cefalo pass for a TD.



CB Fulton Walker

## SCORING DRIVES

TEAM	QTR	TIME	PLAY (EXTRA POINT) (DRIVE INFO)	MIA	WAS
Dolphins	1	8:11	Cefalo 76 yd. pass from Woodley (von Schamann kick) (2-80)	7	0
Washington	2	14:39	Moseley 31 yd. field goal (9-32)	7	3
Dolphins	2	6:00	von Schamann 20 yd. field goal (14-50)	10	3
Washington	2	1:51	Garrett 4 yd. pass from Theismann (Moseley kick) (11-80)	10	10
Dolphins	2	1:38	Walker 98 yd. kickoff return (von Schamann kick)	17	10
Washington	3	8:09	Moseley 20 yd. field goal (7-61)	17	13
Washington	4	10:01	Riggins 43 yd. run (Moseley kick) (4-52)	17	20
Washington	4	1:55	Brown 6 yd. pass from Theismann (Moseley kick) (12-41)	17	27

## SCORING SUMMARY

	1	2	3	4	F
Miami	7	10	0	0	17
Washington	0	10	3	14	27

## GAME STATISTICS

### RUSHING (Att-Yds-TD):

Miami: Franklin 16-49, Nathan 7-26, Woodley 4-16, Vigorito 1-4, Harris 1-1.

Washington: Riggins 38-166-1, Garrett 1-44, Harmon 9-40, Theismann 3-20, Walker 1-6.

### PASSING (A-C-Y-TD-I):

Miami: Woodley 14-4-97-1-1, Strock 3-0-0-0-0.

Washington: Theismann 23-15-143-2-2.

### RECEIVING (Rec-Yds-TD):

Miami: Cefalo 2-82-1, Harris 2-15.

Washington: Brown 6-60-1, Warren 5-28, Garrett 2-13-1, Walker 1-27, Riggins 1-15.

### SACKS:

Miami: Baumhower 1, Gordon 1, Rhone 1.

Washington: Manley 1.

### INTERCEPTIONS (Int-Yds-TD):

Miami: Duhe 1-0, L. Blackwood 1-0.

Washington: Murphy 1-0.

### TEAM STATS

	MIA	WAS
<b>TOTAL FIRST DOWNS</b>	<b>9</b>	<b>24</b>
By Rushing	7	14
By Passing	2	9
By Penalty	0	1
<b>THIRD DOWN EFFICIENCY</b>	<b>3-11-27%</b>	<b>11-18-61%</b>
<b>FOURTH DOWN EFFICIENCY</b>	<b>0-1-0%</b>	<b>1-1-100%</b>
<b>TOTAL NET YARDS</b>	<b>176</b>	<b>400</b>
Total Offensive Plays	47	78
Average gain per offensive play	3.7	5.1
<b>NET YARDS RUSHING</b>	<b>96</b>	<b>276</b>
Total Rushing Plays	29	52
Average gain per rushing play	3.3	5.3
<b>NET YARDS PASSING</b>	<b>80</b>	<b>124</b>
Completed - Attempted	4-17	15-23
Avg. gain per pass play	4.4	4.8
Sacked - Yards Lost	1-17	3-19
Had Intercepted	1	2
<b>PUNTS-YARDS-AVERAGE</b>	<b>6-227-37.8</b>	<b>4-168-42.0</b>
<b>TOTAL RETURN YARDAGE</b>	<b>244</b>	<b>109</b>
No. and Yards Punt Returns	2-22	6-52
No. and Yards Kickoff Returns	6-222	3-57
No. and Yards Int. Returns	2-0	1-0
<b>PENALTIES NUMBER-YARDS</b>	<b>4-55</b>	<b>5-36</b>
<b>FUMBLES NUMBER-LOST</b>	<b>2-1</b>	<b>0-0</b>
<b>RED ZONE EFFICIENCY</b>	<b>0-1-0%</b>	<b>2-5-40%</b>
<b>GOAL TO GO EFFICIENCY</b>	<b>0-1-0%</b>	<b>1-2-50%</b>
<b>TIME OF POSSESSION</b>	<b>23:47</b>	<b>36:13</b>

# 1983 - AFC DIVISIONAL

DEC. 31, 1983 | MIAMI, FLA.  
ORANGE BOWL  
ATTENDANCE: 71,032

SEATTLE 27

MIAMI 20



TE Dan Johnson

The Miami Dolphins saw their season end on a sour note as they lost a 27-20 decision to the Seattle Seahawks in the first round of the AFC playoffs. Before 71,032 fans in the Orange Bowl, Dolphins rookie quarterback Dan Marino returned from his December 4 knee injury. On their second possession, the Dolphins launched a 12-play, 80-yard drive ending with a 19-yard TD pass from Marino to tight end Dan Johnson (PAT missed). A 59-yard return by Zachary Dixon on the ensuing kickoff led to a six-yard scoring toss from Seattle's Dave Krieg to Cullen Bryant with the extra point, giving the Seahawks a one point lead. Miami immediately retaliated, using a 17-yard Marino to Mark Duper hook-up to pave the way for a 32-yard circus catch by Duper for the touchdown. Early in the third quarter, a David Overstreet fumble in Seattle territory set the Seahawks up for a 55-yard TD march featuring a 28-yard completion from Krieg to Paul Johns, and culminating in a one-yard run by Curt Warner. Norm Johnson's 27-yard field goal early in the fourth quarter gave Seattle a 17-13 lead. The Dolphins managed to regain the lead at 20-17 following a Gerald Small interception (18-yard return) and Woody Bennett's two-yard run with only 3:43 remaining. However, the lead was shortlived as the Seahawks came right back to score on Warner's short run following a pair of Krieg to Steve Largent completions for a total of 56 yards. Miami's Fulton Walker then fumbled the Seattle kickoff, thus leading to a 37-yard Johnson field goal. Another Walker kickoff fumble iced the game for the Seahawks, who were participating in the playoffs for the first time in their eight-year history.

## SCORING SUMMARY

	1	2	3	4	F
Seattle	0	7	7	13	27
Miami	0	13	0	7	20

## SCORING DRIVES

TEAM	QTR	TIME	PLAY (EXTRA POINT) (DRIVE INFO)	SEA	MIA
Dolphins	2	12:37	Johnson 19 yd. pass from Marino (kick failed) (12-80)	0	6
Seahawks	2	9:19	C. Bryant 6 yd. pass from Krieg (N. Johnson kick) (6-38)	7	6
Dolphins	2	5:43	Duper 32 yd. pass from Marino (von Schamann kick) (7-77)	7	13
Seahawks	3	6:26	Warner 1 yd. run (N. Johnson kick) (8-55)	14	13
Seahawks	4	10:42	N. Johnson 27 yd. field goal (9-40)	17	13
Dolphins	4	3:43	Bennett 2 yd. run (von Schamann kick) (3-16)	17	20
Seahawks	4	1:48	Warner 2 yd. run (N. Johnson kick) (5-66)	24	20
Seahawks	4	1:15	N. Johnson 37 yd. field goal (4-8)	27	20

## GAME STATISTICS

### RUSHING (Att-Yds-TD):

Seattle: Warner 29-113-2, C. Bryant 5-22, Hughes 4-21, Krieg 4-(-5).  
Miami: Overstreet 9-50, Bennett 7-31-1, Franklin 6-28, Nathan 8-19.

### PASSING (A-C-Y-TD-I):

Seattle: Krieg 28-15-192-1-1, Zorn 1-0-0-0-0.  
Miami: Marino 25-15-193-2-2, Clayton 1-0-0-0-0.

### RECEIVING (Rec-Yds-TD):

Seattle: Warner 5-38, Johns 4-60, Largent 2-56, Doornink 2-26, C. Bryant 2-12-1.  
Miami: Duper 9-117-1, Johnson 2-29-1, Moore 2-26, Rose 1-15, Nathan 1-6.

### SACKS:

Seattle: None.  
Miami: Baumhower 1.

### INTERCEPTIONS (Int-Yds-TD):

Seattle: Harris 1-0, Justin 1-0.  
Miami: Small 1-18.

### TEAM STATS

	SEA	MIA
<b>TOTAL FIRST DOWNS</b>	21	21
By Rushing	12	9
By Passing	9	11
By Penalty	0	1
<b>THIRD DOWN EFFICIENCY</b>	8-17-47%	6-10-60%
<b>FOURTH DOWN EFFICIENCY</b>	1-1-100%	0-0-0%
<b>TOTAL NET YARDS</b>	334	321
Total Offensive Plays	72	56
Average gain per offensive play	4.6	5.7
<b>NET YARDS RUSHING</b>	151	128
Total Rushing Plays	42	30
Average gain per rushing play	3.6	4.3
<b>NET YARDS PASSING</b>	183	193
Completed - Attempted	15-29	15-26
Avg. gain per pass play	6.1	7.4
Sacked - Yards Lost	1-9	0-0
Had Intercepted	1	2
<b>PUNTS-YARDS-AVERAGE</b>	4-152-38.0	4-142-35.5
<b>TOTAL RETURN YARDAGE</b>	130	154
No. and Yards Punt Returns	0-0	2-32
No. and Yards Kickoff Returns	4-130	6-104
No. and Yards Int. Returns	2-0	1-18
<b>PENALTIES NUMBER-YARDS</b>	2-15	5-30
<b>FUMBLES NUMBER-LOST</b>	0-0	3-3
<b>TIME OF POSSESSION</b>	34:58	25:02

**SEATTLE 10**

**MIAMI 31**

The Miami Dolphins, led by quarterback Dan Marino's three touchdown passes and a defense that shut out the opposition in three of four quarters, defeated the Seattle Seahawks 31-10 before 73,469 fans in the Orange Bowl. The Dolphins moved in front on their second possession and stayed there. Running back Tony Nathan keyed the 68-yard drive by gaining 38 yards on four carries, including the touchdown on a 14-yard run. A 26-yard Marino to Mark Clayton completion was the long play of the scoring march. A 32-yard interception return by Seattle's John Harris and a 25-yard pass from Dave Krieg to Steve Largent paved the way for Norm Johnson's 27-yard field goal that cut Miami's lead to 7-3. The Dolphins, however, came right back to score on their next series as a 20-yard reception by Woody Bennett preceded Marino's 34-yard scoring hook-up with Jimmy Cefalo. The Seahawks made it 14-10 at halftime when Largent scored on a 56-yard catch-and-run play. After Miami's defense had stopped Seattle on the Dolphins 24-yard line to open the second half, the Dolphins embarked on a 13-play, 76-yard TD drive that included a Bruce Hardy touchdown catch from three yards out. After the Seahawks' Jeff West managed just a seven-yard punt, Clayton made an acrobatic catch on a tipped ball in the end zone for a 33-yard TD. Miami closed out the scoring on Uwe von Schamann's 37-yard field goal in a drive that featured a 32-yard Marino to Hardy pass.



QB Dan Marino

### SCORING DRIVES

TEAM	QTR	TIME	PLAY (EXTRA POINT) (DRIVE INFO)	SEA	MIA
Dolphins	1	4:09	Nathan 14 yd. run (von Schamann kick) (8-68)	0	7
Seahawks	2	13:36	Johnson 27 yd. field goal	3	7
Dolphins	2	10:53	Cefalo 34 yd. pass from Marino (von Schamann kick) (4-60)	3	14
Seahawks	2	3:23	Largent 56 yd. pass from Krieg (Johnson kick) (4-70)	10	14
Dolphins	3	4:25	Hardy 3 yd. pass from Marino (von Schamann kick) (13-76)	10	21
Dolphins	3	2:25	Clayton 33 yd. pass from Marino (von Schamann kick) (2-33)	10	28
Dolphins	4	11:28	von Schamann 37 yd. field goal (8-69)	10	31

### SCORING SUMMARY

	1	2	3	4	F
Seattle	0	10	0	0	10
Miami	7	7	14	3	31

### GAME STATISTICS

#### RUSHING (Att-Yds-TD):

Seattle: Doornink 10-35, Hughes 7-14, Krieg 1-2  
Miami: Nathan 18-76-1, Bennett 11-41, P. Johnson 6-22, Carter 1-4.

#### PASSING (A-C-Y-TD-I):

Seattle: Krieg 35-20-234-1-0.  
Miami: Marino 34-21-262-3-2.

#### RECEIVING (Rec-Yds-TD):

Seattle: Largent 6-128-1, Doornink 6-23, Turner 3-38, Skansi 2-31, Hughes 1-8, C. Young 1-5, Krieg 1-1.  
Miami: Clayton 5-75-1, Nathan 4-20, Hardy 3-48-1, Duper 3-32, Cefalo 2-43-1, Moore 2-11, Bennett 1-20, Rose 1-13.

#### SACKS:

Seattle: None.  
Miami: Batters 1, Brudzinski 1.

#### INTERCEPTIONS (Int-Yds-TD):

Seattle: Harris 2-45.  
Miami: None.

#### TEAM STATS

	SEA	MIA
<b>TOTAL FIRST DOWNS</b>	<b>8</b>	<b>22</b>
By Rushing	2	8
By Passing	6	12
By Penalty	0	2
<b>THIRD DOWN EFFICIENCY</b>	<b>5-15-33%</b>	<b>4-13-31%</b>
<b>FOURTH DOWN EFFICIENCY</b>	<b>0-1-0%</b>	<b>1-1-100%</b>
<b>TOTAL NET YARDS</b>	<b>267</b>	<b>405</b>
Total Offensive Plays	55	70
Average gain per offensive play	4.9	5.8
<b>NET YARDS RUSHING</b>	<b>51</b>	<b>143</b>
Total Rushing Plays	18	36
Average gain per rushing play	2.8	4.0
<b>NET YARDS PASSING</b>	<b>216</b>	<b>262</b>
Completed - Attempted	20-35	21-34
Avg. gain per pass play	5.8	7.7
Sacked - Yards Lost	2-18	0-0
Had Intercepted	0	2
<b>PUNTS-YARDS-AVERAGE</b>	<b>7-259-37.0</b>	<b>3-111-37.0</b>
<b>TOTAL RETURN YARDAGE</b>	<b>127</b>	<b>81</b>
No. and Yards Punt Returns	1-5	3-30
No. and Yards Kickoff Returns	4-77	3-51
No. and Yards Int. Returns	2-45	0-0
<b>PENALTIES NUMBER-YARDS</b>	<b>4-20</b>	<b>1-5</b>
<b>FUMBLES NUMBER-LOST</b>	<b>1-1</b>	<b>0-0</b>
<b>TIME OF POSSESSION</b>	<b>24:12</b>	<b>35:48</b>

# 1984 - AFC CHAMPIONSHIP

JAN. 6, 1985 | MIAMI, FLA.  
ORANGE BOWL  
ATTENDANCE: 76,029

**PITTSBURGH 28**

**MIAMI 45**



WR Mark Duper

The Miami Dolphins, led by Dan Marino's 421 yards passing (four touchdowns) and Mark Duper's 148 yards receiving, advanced to Super Bowl XIX by defeating the Pittsburgh Steelers, 45-28, in the AFC Championship Game before 76,029 fans in the Orange Bowl. The Dolphins scored on their first offensive series as they moved 67 yards in four plays following a William Judson interception, with the TD coming on a 40-yard pass from Marino to Mark Clayton. Pittsburgh's first score came on Rich Erenberg's seven-yard run that had been set up by Walter Abercrombie's 38 yards gained in the 66-yard march. A 26-yard Uwe von Schamann field goal preceded a 65-yard toss from the Steelers' Mark Malone to John Stallworth that gave Pittsburgh a 14-10 lead. The Dolphins then scored two TDs in the final 2:52 of the first half, the first score coming on a 41-yard reception by Duper. After Lyle Blackwood's interception, Marino hit TE Joe Rose for a 28-yard gain before Tony Nathan gave the Dolphins a 24-14 lead on a two-yard run. Miami then scored on its first three second-half possessions, leading off with Marino's 36-yard scoring strike to Duper. The Steelers closed the gap to 31-21 on Malone's 19-yarder to Stallworth (33-yarder to Louis Lipps in drive). Completions to Duper (41 yards), Nathan (20 yards) and Nat Moore (28 yards) then led to a one-yard TD dive by Woody Bennett. Moore then caught a six-yard touchdown pass before Wayne Capers closed out the scoring with a 29-yard TD reception.

## SCORING SUMMARY

	1	2	3	4	F
Pittsburgh	7	7	7	7	28
Miami	7	17	14	7	45

## SCORING DRIVES

TEAM	QTR	TIME	PLAY (EXTRA POINT) (DRIVE INFO)	PIT	MIA
Dolphins	1	7:45	Clayton 40 yd. pass from Marino (von Schamann kick) (4-67)	0	7
Steelers	1	3:30	Erenberg 7 yd. run (Anderson kick) (7-66)	7	7
Dolphins	2	9:04	von Schamann 26 yd. field goal (8-55)	7	10
Steelers	2	2:52	Stallworth 65 yd. pass from Malone (Anderson kick) (3-71)	14	10
Dolphins	2	1:30	Duper 41 yd. pass from Marino (von Schamann kick) (5-77)	14	17
Dolphins	2	0:36	Nathan 2 yd. run (von Schamann kick) (5-35)	14	24
Dolphins	3	13:12	Duper 36 yd. pass from Marino (von Schamann kick) (4-78)	14	31
Steelers	3	7:55	Stallworth 19 yd. pass from Malone (Anderson kick) (9-72)	21	31
Dolphins	3	1:40	Bennett 1 yd. run (von Schamann kick) (10-80)	21	38
Dolphins	4	11:05	Moore 6 yd. pass from Marino (von Schamann kick) (9-66)	21	45
Steelers	4	0:25	Capers 29 yd. pass from Malone (Anderson kick) (5-84)	28	45

## GAME STATISTICS

### RUSHING (Att-Yds-TD):

Pittsburgh: Abercrombie 15-68, Pollard 11-48, Erenberg 6-27-1.  
Miami: Nathan 19-64-1, P. Johnson 10-39, Bennett 8-33-1, Strock 1-(-2).

### PASSING (A-C-Y-TD-I):

Pittsburgh: Malone 36-20-312-3-3.  
Miami: Marino 32-21-421-4-1, Nathan 1-1-14-0-0.

### RECEIVING (Rec-Yds-TD):

Pittsburgh: Erenberg 5-59, Stallworth 4-111-2, Lipps 3-45, Sweeney 3-42, Pollard 3-13, Capers 1-29-1, Abercrombie 1-13.  
Miami: Nathan 8-114, Duper 5-148-2, Clayton 4-95-1, Moore 2-34-1, Hardy 2-16, Rose 1-28.

### SACKS:

Pittsburgh: None.  
Miami: None.

### INTERCEPTIONS (Int-Yds-TD):

Pittsburgh: Shell 1-18.  
Miami: Judson 1-34, G. Blackwood 1-4, L. Blackwood 1-4.

### TEAM STATS

	PIT	MIA
<b>TOTAL FIRST DOWNS</b>	<b>22</b>	<b>28</b>
By Rushing	8	10
By Passing	14	18
By Penalty	0	0
<b>THIRD DOWN EFFICIENCY</b>	<b>6-11-55%</b>	<b>4-11-36%</b>
<b>FOURTH DOWN EFFICIENCY</b>	<b>0-1-0%</b>	<b>0-1-0%</b>
<b>TOTAL NET YARDS</b>	<b>455</b>	<b>569</b>
Total Offensive Plays	68	71
Average gain per offensive play	6.7	8.0
<b>NET YARDS RUSHING</b>	<b>143</b>	<b>134</b>
Total Rushing Plays	32	38
Average gain per rushing play	4.5	3.5
<b>NET YARDS PASSING</b>	<b>312</b>	<b>435</b>
Completed - Attempted	20-36	22-33
Avg. gain per pass play	8.7	13.2
Sacked - Yards Lost	0-0	0-0
Had Intercepted	3	1
<b>PUNTS-YARDS-AVERAGE</b>	<b>3-131-43.7</b>	<b>2-85-42.5</b>
<b>TOTAL RETURN YARDAGE</b>	<b>131</b>	<b>116</b>
No. and Yards Punt Returns	1-7	3-12
No. and Yards Kickoff Returns	5-106	3-62
No. and Yards Int. Returns	1-18	3-42
<b>PENALTIES NUMBER-YARDS</b>	<b>3-30</b>	<b>3-25</b>
<b>FUMBLES NUMBER-LOST</b>	<b>2-1</b>	<b>1-1</b>
<b>TIME OF POSSESSION</b>	<b>27:27</b>	<b>32:33</b>

# SUPER BOWL XIX

JAN. 20, 1985 | PALO ALTO, CALIF.  
STANFORD STADIUM  
ATTENDANCE: 84,059

MIAMI 16

SAN FRANCISCO 38

The Miami Dolphins, unable to score in the game's final two quarters, dropped a 38-16 decision to the San Francisco 49ers in Super Bowl XIX before 84,059 fans in Stanford Stadium. The Dolphins were outgained in the contest by a 537-314 margin with the 49ers maintaining possession for 37:11. Miami opened the scoring on its first possession as Uwe von Schamann converted a 37-yard field goal (key play – Dan Marino's 25-yard completion to Tony Nathan). San Francisco jumped ahead 7-3 when QB Joe Montana led the Niners on an eight-play, 78-yard drive that culminated in a 33-yard TD toss to Carl Monroe. The Dolphins scored their only touchdown of the game on their next series as two Marino completions to Mark Clayton (18, 13 yards) and a 21-yarder to Dan Johnson paved the way for Johnson's two-yard scoring catch. Touchdown runs of eight and two yards by Roger Craig and Montana's six-yard scamper gave San Francisco a 28-10 lead. Von Schamann then connected on field goals of 31 and 30 yards in the final 12 seconds of the first half to close the Dolphins' deficit to 28-16. The 49ers upheld their lead on their initial second-half possession on Ray Wersching's 27-yard field goal, before closing out the scoring on Craig's 16-yard scoring reception (key play – 40-yard Montana to Wendell Tyler pass play).



QB Dan Marino

## SCORING DRIVES

TEAM	QTR	TIME	PLAY (EXTRA POINT) (DRIVE INFO)	MIA	SF
Dolphins	1	7:24	von Schamann 37 yd. field goal (7-45)	3	0
49ers	1	3:12	Monroe 33 yd. pass from Montana (Wersching kick) (8-78)	3	7
Dolphins	1	0:45	Johnson 2 yd. pass from Marino (von Schamann kick) (6-70)	10	7
49ers	2	11:34	Craig 8 yd. pass from Montana (Wersching kick) (4-47)	10	14
49ers	2	6:58	Montana 6 yd. run (Wersching kick) (6-55)	10	21
49ers	2	2:05	Craig 2 yd. run (Wersching kick) (9-52)	10	28
Dolphins	2	0:12	von Schamann 31 yd. field goal (12-72)	13	28
Dolphins	2	0:00	von Schamann 30 yd. field goal (1-0)	16	28
49ers	3	10:12	Wersching 27 yd. field goal (10-43)	16	31
49ers	3	6:18	Craig 16 yd. pass from Montana (Wersching kick) (5-70)	16	38

## SCORING SUMMARY

	1	2	3	4	F
Miami	10	6	0	0	16
San Francisco	7	21	10	0	38

## GAME STATISTICS

### RUSHING (Att-Yds-TD):

Miami: Nathan 5-18, Bennett 3-7, Marino 1-0.  
San Francisco: Tyler 13-65, Montana 5-59-1, Craig 15-58-1, Harmon 5-20, Solomon 1-5, Cooper 1-4.

### PASSING (A-C-Y-TD-I):

Miami: Marino 50-29-318-1-2.  
San Francisco: Montana 35-24-331-3-0.

### RECEIVING (Rec-Yds-TD):

Miami: Nathan 10-83, Clayton 6-92, Rose 6-73, Johnson 3-28-1, Moore 2-17, Cefalo 1-14, Duper 1-11.  
San Francisco: Craig 7-77-2, Clark 6-77, Francis 5-60, Tyler 4-70, Monroe 1-33-1, Solomon 1-14.

### SACKS:

Miami: Betters 1.  
San Francisco: Board 2, Johnson 1, Tuiasosopo 1.

### INTERCEPTIONS (Int-Yds-TD):

Miami: None.  
San Francisco: Wright 1-0, Williamson 1-0.

### TEAM STATS

	MIA	SF
<b>TOTAL FIRST DOWNS</b>	<b>19</b>	<b>31</b>
By Rushing	2	16
By Passing	17	15
By Penalty	0	0
<b>THIRD DOWN EFFICIENCY</b>	<b>4-12-33%</b>	<b>6-11-55%</b>
<b>FOURTH DOWN EFFICIENCY</b>	<b>0-0-0%</b>	<b>0-1-0%</b>
<b>TOTAL NET YARDS</b>	<b>314</b>	<b>537</b>
Total Offensive Plays	63	76
Average gain per offensive play	5.0	7.1
<b>NET YARDS RUSHING</b>	<b>25</b>	<b>211</b>
Total Rushing Plays	9	40
Average gain per rushing play	2.8	5.3
<b>NET YARDS PASSING</b>	<b>289</b>	<b>326</b>
Completed - Attempted	29-50	24-35
Avg. gain per pass play	5.4	9.1
Sacked - Yards Lost	4-29	1-5
Had Intercepted	2	0
<b>PUNTS-YARDS-AVERAGE</b>	<b>6-236-39.3</b>	<b>3-98-32.7</b>
<b>TOTAL RETURN YARDAGE</b>	<b>155</b>	<b>91</b>
No. and Yards Punt Returns	2-15	5-51
No. and Yards Kickoff Returns	7-140	4-40
No. and Yards Int. Returns	0-0	2-0
<b>PENALTIES NUMBER-YARDS</b>	<b>1-10</b>	<b>2-10</b>
<b>FUMBLES NUMBER-LOST</b>	<b>1-0</b>	<b>2-2</b>
<b>RED ZONE EFFICIENCY</b>	<b>1-4-25%</b>	<b>4-6-67%</b>
<b>GOAL TO GO EFFICIENCY</b>	<b>1-1-100%</b>	<b>1-1-100%</b>
<b>TIME OF POSSESSION</b>	<b>23:00</b>	<b>37:00</b>

# 1985 - AFC DIVISIONAL

JAN. 4, 1986 | MIAMI, FLA.  
ORANGE BOWL  
ATTENDANCE: 75,128

**CLEVELAND 21**

**MIAMI 24**



FB Ron Davenport

Most people had not given them much of a chance to win, but the 8-8 Cleveland Browns nearly upset the 12-4 Dolphins in the Orange Bowl. It would take two Ron Davenport touchdowns in the final 17 minutes to send Miami to a 24-21 victory and the AFC Championship Game against New England the following week. Fued Reveiz put the Dolphins on the board early with a 51-yard field goal on Miami's first drive of the game. But Cleveland came back to score 21 unanswered points, and held a 21-3 advantage midway through the third quarter. Cleveland rookie quarterback Bernie Kosar hit Ozzie Newsome with a 16-yard touchdown pass for the Browns first points of the day. Earnest Byner ran in from 21 yards out just before the half, and then he broke a 66-yard touchdown jaunt 3:38 into the second half. Just like that, the improbable began to look possible. Dan Marino connected with Nat Moore for a six-yard touchdown pass just over six minutes later and Miami had closed the margin to 21-10. Then it was time for Davenport to show his stuff. First, he hit the hole for a 31-yard touchdown run late in the third period and then he closed the scoring and put Miami up for good, going over from one yard out with just 1:57 remaining in the game.

## SCORING DRIVES

TEAM	QTR	TIME	PLAY (EXTRA POINT) (DRIVE INFO)	CLE	MIA
Dolphins	1	10:34	Reveiz 51 yd. field goal (5-25)	0	3
Browns	1	1:24	Newsome 16 yd. pass from Kosar (Bahr kick) (10-82)	7	3
Browns	2	0:58	Byner 21 yd. run (Bahr kick) (8-55)	14	3
Browns	3	11:22	Byner 66 yd. run (Bahr kick) (4-80)	21	3
Dolphins	3	5:13	N. Moore 6 yd. pass from Marino (Reveiz kick) (13-74)	21	10
Dolphins	3	1:41	Davenport 31 yd. run (Reveiz kick) (5-48)	21	17
Dolphins	4	1:57	Davenport 1 yd. run (Reveiz kick) (9-73)	21	24

## SCORING SUMMARY

	1	2	3	4	F
Cleveland	7	7	7	0	21
Miami	3	0	14	7	24

## GAME STATISTICS

### RUSHING (Att-Yds-TD):

Cleveland: Byner 16-161-2, Mack 13-56, Dickey 6-28, Kosar 2-6.  
Miami: Davenport 6-48-2, Nathan 7-21, Bennett 4-17, Carter 2-6.

### PASSING (A-C-Y-TD-I):

Cleveland: Kosar 19-10-66-1-1.  
Miami: Marino 45-25-238-1-1.

### RECEIVING (Rec-Yds-TD):

Cleveland: Byner 4-25, Newsome 2-22-1, Holt 2-2, Cl. Weathers 1-12, Fontenot 1-5.  
Miami: Nathan 10-101, Hardy 5-51, N. Moore 4-29-1, Johnson 2-17, Rose 1-17, Clayton 1-15, Bennett 1-6, Carter 1-2.

### SACKS:

Cleveland: None.  
Miami: Moore 1.

### INTERCEPTIONS (Int-Yds-TD):

Cleveland: Rogers 1-45.  
Miami: Lankford 1-2.

### TEAM STATS

	CLE	MIA
<b>TOTAL FIRST DOWNS</b>	17	20
By Rushing	11	6
By Passing	5	13
By Penalty	1	1
<b>THIRD DOWN EFFICIENCY</b>	6-14-43%	4-11-36%
<b>FOURTH DOWN EFFICIENCY</b>	1-1-100%	0-0-0%
<b>TOTAL NET YARDS</b>	313	330
Total Offensive Plays	57	64
Average gain per offensive play	5.5	5.2
<b>NET YARDS RUSHING</b>	251	92
Total Rushing Plays	37	19
Average gain per rushing play	6.8	4.8
<b>NET YARDS PASSING</b>	62	238
Completed - Attempted	10-19	25-45
Avg. gain per pass play	3.1	5.3
Sacked - Yards Lost	1-4	0-0
Had Intercepted	1	1
<b>PUNTS-YARDS-AVERAGE</b>	6-223-37.2	5-208-41.6
<b>TOTAL RETURN YARDAGE</b>	121	114
No. and Yards Punt Returns	1-1	4-23
No. and Yards Kickoff Returns	3-75	4-89
No. and Yards Int. Returns	1-45	1-2
<b>PENALTIES NUMBER-YARDS</b>	6-49	2-20
<b>FUMBLES NUMBER-LOST</b>	1-0	1-0
<b>TIME OF POSSESSION</b>	29:17	30:43

# 1985 – AFC CHAMPIONSHIP

JAN. 12, 1986 | MIAMI, FLA.  
ORANGE BOWL  
ATTENDANCE: 74,978

**NEW ENGLAND 31**

**MIAMI 14**

The New England Patriots garnered a bid to their first Super Bowl by snapping an 18-game losing streak to the Dolphins in Miami with a 31-14 triumph, in what would be the final NFL postseason game at the Orange Bowl. The Patriots' only previous victory in Miami came in the first meeting between the two teams in 1966. New England backs Craig James (22-105) and Robert Weathers (16-87) combined for 192 yards rushing and quarterback Tony Eason was on target with a 10-12 performance for 71 yards as the Pats set up a Super Bowl date with the Chicago Bears. After New England got on the board first with a Tony Franklin 23-yard field goal, the Dolphins stormed back for their only lead of the afternoon when Dan Marino passed 10 yards to Dan Johnson early in the second quarter. Eason brought New England right back with three touchdown tosses, and the Pats led 24-7 after three quarters. Miami's last score of the day came early in the fourth quarter when Tony Nathan grabbed a 10-yard TD pass from Marino. New England fullback Mose Tatupu ended the game's scoring with a one-yard TD jaunt midway through the fourth quarter.



QB Dan Marino and TE Dan Johnson

## SCORING DRIVES

TEAM	QTR	TIME	PLAY (EXTRA POINT)	(DRIVE INFO)	NE	MIA
Patriots	1	8:20	Franklin	23 yd. field goal (6-14)	3	0
Dolphins	2	14:39	Johnson	10 yd. pass from Marino (Revezick kick) (11-80)	3	7
Patriots	2	10:10	Collins	4 yd. pass from Eason (Franklin kick) (8-66)	10	7
Patriots	2	5:25	D. Ramsey	1 yd. pass from Eason (Franklin kick) (7-36)	17	7
Patriots	3	11:58	Weathers	2 yd. pass from Eason (Franklin kick) (6-25)	24	7
Dolphins	4	14:28	Nathan	10 yd. pass from Marino (Revezick kick) (1-10)	24	14
Patriots	4	7:34	Tatupu	1 yd. run (Franklin kick) (9-45)	31	14

## SCORING SUMMARY

	1	2	3	4	F
New England	3	14	7	7	31
Miami	0	7	0	7	14

## GAME STATISTICS

### RUSHING (Att-Yds-TD):

New England: C. James 22-105, Weathers 16-87, Collins 12-61, Tatupu 6-9-1, Eason 3(-7).  
Miami: Carter 6-56, Davenport 3-6, Nathan 2-4, Bennett 1-2, Marino 1-0.

### PASSING (A-C-Y-TD-I):

New England: Eason: 12-10-71-3-0.  
Miami: Marino 48-20-248-2-2.

### RECEIVING (Rec-Yds-TD):

New England: D. Ramsey 3-18-1, Collins 3-15-1, Morgan 2-30, Tatupu 1-6, Weathers 1-2-1.  
Miami: Nathan 5-57-1, Hardy 3-52, Duper 3-45, Clayton 3-41, Davenport 3-23, Johnson 1-10-1, N. Moore 1-10, Rose 1-10.

### SACKS:

New England: Veris 1.  
Miami: None.

### INTERCEPTIONS (Int-Yds-TD):

New England: Marion 1-21, Clayborn 1-0.  
Miami: None.

### TEAM STATS

	NE	MIA
<b>TOTAL FIRST DOWNS</b>	<b>21</b>	<b>18</b>
By Rushing	15	3
By Passing	6	15
By Penalty	0	0
<b>THIRD DOWN EFFICIENCY</b>	<b>7-16-44%</b>	<b>3-10-30%</b>
<b>FOURTH DOWN EFFICIENCY</b>	<b>2-2-100%</b>	<b>0-2-0%</b>
<b>TOTAL NET YARDS</b>	<b>326</b>	<b>302</b>
Total Offensive Plays	71	62
Average gain per offensive play	4.6	4.9
<b>NET YARDS RUSHING</b>	<b>255</b>	<b>68</b>
Total Rushing Plays	59	13
Average gain per rushing play	4.3	5.2
<b>NET YARDS PASSING</b>	<b>71</b>	<b>234</b>
Completed - Attempted	10-12	20-48
Avg. gain per pass play	5.9	4.8
Sacked - Yards Lost	0-0	1-14
Had Intercepted	0	2
<b>PUNTS-YARDS-AVERAGE</b>	<b>5-201-40.2</b>	<b>4-165-41.3</b>
<b>TOTAL RETURN YARDAGE</b>	<b>90</b>	<b>99</b>
No. and Yards Punt Returns	2-2	1-8
No. and Yards Kickoff Returns	3-67	6-91
No. and Yards Int. Returns	2-21	0-0
<b>PENALTIES NUMBER-YARDS</b>	<b>2-15</b>	<b>4-35</b>
<b>FUMBLES NUMBER-LOST</b>	<b>2-2</b>	<b>5-4</b>
<b>TIME OF POSSESSION</b>	<b>39:51</b>	<b>20:09</b>



# 1990 - AFC WILD CARD

JAN. 5, 1991 | MIAMI, FLA.  
 JOE ROBBIE STADIUM  
 ATTENDANCE: 67,276

**KANSAS CITY 16**

**MIAMI 17**



Head Coach Don Shula

Dan Marino threw two fourth quarter touchdown passes to lead the Dolphins to a dramatic come-from-behind 17-16 playoff win over the Kansas City Chiefs before a crowd of 67,276 at Joe Robbie Stadium. In the final period, Marino hit on all eight of his pass attempts for 101 yards and two touchdowns. Including the third quarter, Marino hit on his last ten pass attempts to lead the Dolphins back from a 13-3 deficit to a 17-16 win. The Chiefs opened the scoring in the first quarter when Charles Washington blocked a Reggie Roby punt and returned the ball to Miami's 37-yard line. However, Miami's defense stiffened and held the Chiefs to a 27-yard field goal by Nick Lowery. Miami kicker Pete Stoyanovich tied the score at 3-3 in the second period by booting an NFL playoff record 58-yard field goal. Stoyanovich's kick broke the previous record of 54 yards by Detroit's Eddie Murray on Dec. 24, 1983, against San Francisco and it was the second-longest kick of Stoyanovich's career. The Chiefs took a 10-3 halftime lead by scoring on a 26-yard touchdown strike from Steve DeBerg to Stephone Paige. The Chiefs extended their lead to 16-3 on a pair of third quarter field goals by Lowery from 25 and 38 yards. In the fourth quarter, the Dolphins closed the score to 16-10 as Marino hit fullback Tony Paige with a one-yard touchdown pass. The key play in the drive was a two-yard run by Sammie Smith on a fourth-and-two from Kansas City's 45-yard line. The Dolphins forced the Chiefs to punt on their next possession and received the ball on their own 15-yard line with 10:39 left in the game. The Dolphins converted three third downs and drove to the Chiefs' 12-yard line with 3:28 left in the contest before Marino hit Mark Clayton with a 12-yard touchdown pass to give Miami a 17-16 lead. However, the Chiefs had a chance to win the game as they drove from their own 22-yard line to the Dolphin 34 before Lowery's 52-yard field goal attempt was just short.

## SCORING SUMMARY

	1	2	3	4	F
Kansas City	3	7	6	0	16
Miami	0	3	0	14	17

## SCORING DRIVES

TEAM	QTR	TIME	PLAY (EXTRA POINT) (DRIVE INFO)	KC	MIA
Chiefs	1	5:04	Lowery 27 yd. field goal (9-28)	3	0
Dolphins	2	14:55	Stoyanovich 58 yd. field goal (9-40)	3	3
Chiefs	2	1:54	Paige 26 yd. pass from DeBerg (Lowery kick) (4-61)	10	3
Chiefs	3	4:46	Lowery 25 yd. field goal (11-63)	13	3
Chiefs	3	2:50	Lowery 38 yd. field goal (4-8)	16	3
Dolphins	4	12:18	Paige 1 yd. pass from Marino (Stoyanovich kick) (10-66)	16	10
Dolphins	4	3:28	Clayton 12 yd. pass from Marino (Stoyanovich kick) (11-85)	16	17

## GAME STATISTICS

### RUSHING (Att-Yds-TD):

Kansas City: Okoye 13-83, Word 9-13, McNair 2-7.  
 Miami: Smith 20-82, Logan 7-17, Paige 1-2, Marino 4(-3).

### PASSING (A-C-Y-TD-I):

Kansas City: DeBerg 30-17-269-1-1.  
 Miami: Marino 30-19-221-2-0.

### RECEIVING (Rec-Yds-TD):

Kansas City: Paige 8-142-1, McNair 3-22, Harry 2-59, Roberts 2-26, R. Thomas 1-15, Hayes 1-5.  
 Miami: Clayton 5-66-1, Paige 5-30-1, Duper 3-36, Edmunds 2-49, Smith 2-22, Jensen 1-11, Martin 1-7.

### SACKS:

Kansas City: Smith 1.5; Cooper 0.5.  
 Miami: Griggs 1.

### INTERCEPTIONS (Int-Yds-TD):

Kansas City: None.  
 Miami: Williams 1-0.

### TEAM STATS

	KC	MIA
<b>TOTAL FIRST DOWNS</b>	<b>16</b>	<b>23</b>
By Rushing	4	7
By Passing	11	14
By Penalty	1	2
<b>THIRD DOWN EFFICIENCY</b>	<b>1-11-9%</b>	<b>6-12-50%</b>
<b>FOURTH DOWN EFFICIENCY</b>	<b>1-2-50%</b>	<b>1-1-100%</b>
<b>TOTAL NET YARDS</b>	<b>367</b>	<b>311</b>
Total Offensive Plays	55	64
Average gain per offensive play	6.7	4.9
<b>NET YARDS RUSHING</b>	<b>103</b>	<b>98</b>
Total Rushing Plays	24	32
Average gain per rushing play	4.3	3.1
<b>NET YARDS PASSING</b>	<b>264</b>	<b>213</b>
Completed - Attempted	17-30	19-30
Avg. gain per pass play	8.5	6.7
Sacked - Yards Lost	1-5	2-8
Had Intercepted	1	0
<b>PUNTS-YARDS-AVERAGE</b>	<b>4-140-35.0</b>	<b>3-119-39.7</b>
<b>TOTAL RETURN YARDAGE</b>	<b>75</b>	<b>42</b>
No. and Yards Punt Returns	2-16	0-0
No. and Yards Kickoff Returns	3-59	3-42
No. and Yards Int. Returns	0-0	1-0
<b>PENALTIES NUMBER-YARDS</b>	<b>4-35</b>	<b>2-22</b>
<b>FUMBLES NUMBER-LOST</b>	<b>0-0</b>	<b>2-2</b>
<b>TIME OF POSSESSION</b>	<b>25:44</b>	<b>34:16</b>



# 1990 - AFC DIVISIONAL

JAN. 12, 1991 | ORCHARD PARK, N.Y.  
RICH STADIUM  
ATTENDANCE: 77,087

**MIAMI 34**

**BUFFALO 44**

The Miami Dolphins saw the 1990 season come to an end with a 44-34 loss to the Buffalo Bills in an AFC Divisional Playoff contest in the snow and ice at Rich Stadium. The game was an offensive shootout as the teams combined for 28 points, 48 first downs, 923 total net yards, 662 passing yards, 261 rushing yards, nine touchdowns and five field goals. Individually, Dan Marino (23 of 49 for 323 yards with three TDs and two INTs) and Jim Kelly (19-29-339-3-1) both passed for over 300 yards. Kelly became the only quarterback to throw for over 300 yards against the Dolphin defense in 1990. Mark Duper (three catches for 113 yards and a score) and Buffalo's Andre Reed (4-122-2) and James Lofton (7-149-1) all went over the 100-yard receiving mark. On the ground, the Bills' Thurman Thomas (32 carries for 117 yards and two TDs) and Miami's Sammie Smith (21-99) led the way. Buffalo dominated the first quarter and jumped out to a 13-3 lead. The Bills scored on their first possession as Kelly hit Reed with a 40-yard touchdown strike and the Dolphins answered the score with a 49-yard field goal to close the score to 7-3. Buffalo added a pair of Scott Norwood field goals - from 24 and 22 yards - to close the first quarter scoring. The Bills struck first in the second quarter on a five-yard run by Thomas to lead 20-3. Miami answered the score on its next possession as Marino and Duper combined for a 64-yard touchdown. The Bills came right back and scored as Kelly threw 13 yards for a score to Lofton to take a 27-10 lead. On their next possession Miami was forced to punt, however the Bills' Al Edwards fumbled the punt and Reggie Roby recovered for Miami on Buffalo's 47-yard line. Miami drove down to the two-yard line where Marino ran in for the score to narrow Buffalo's lead to 27-17 at the half. The Dolphins and Buffalo exchanged third quarter field goals as Stoyanovich hit from 22 yards and Norwood connected from 28 yards. Miami closed the score to 30-27 early in the fourth quarter as Marino threw a two-yard touchdown pass to offensive guard Roy Foster. It was the first reception and touchdown of Foster's career as he became the first offensive or defensive lineman to score an offensive touchdown in a post-season contest since Chicago Bears' defensive tackle William Perry rumbled in from a yard out in Super Bowl XX on January 26, 1986. However, the Bills struck back for 14 quick points to put the game away. First, Thomas scored his second touchdown of the game on a five-yard run. On the ensuing kickoff, Miami returner Marc Logan fumbled the ball and Norwood recovered for Buffalo on the Dolphins' 29-yard line. Two plays later, Kelly and Reed combined for a 26-yard scoring toss and a 44-27 lead. The Dolphins scored the final touchdown of the game with just 1:15 remaining as Marino hit Tony Martin with an eight-yard touchdown pass.



QB/WR/RB Jim Jensen

## SCORING SUMMARY

	1	2	3	4	F
Miami	3	14	3	14	34
Buffalo	13	14	3	14	44

## SCORING DRIVES

TEAM	QTR	TIME	PLAY (EXTRA POINT) (DRIVE INFO)	MIA	BUF
Bills	1	13:06	Reed 40 yd. pass from Kelly (Norwood kick) (5-76)	0	7
Dolphins	1	7:00	Stoyanovich 49 yd. field goal (10-40)	3	7
Bills	1	4:49	Norwood 24 yd. field goal (6-57)	3	10
Bills	1	0:51	Norwood 22 yd. field goal (9-33)	3	13
Bills	2	12:04	Thomas 5 yd. run (Norwood kick) (5-67)	3	20
Dolphins	2	9:54	Duper 64 yd. pass from Marino (Stoyanovich kick) (4-80)	10	20
Bills	2	5:11	Lofton 13 yd. pass from Kelly (Norwood kick) (11-68)	10	27
Dolphins	2	0:21	Marino 2 yd. run (Stoyanovich kick) (7-47)	17	27
Dolphins	3	10:03	Stoyanovich 22 yd. field goal (8-62)	20	27
Bills	3	1:38	Norwood 28 yd. field goal (9-37)	20	30
Dolphins	4	14:05	Foster 2 yd. pass from Marino (Stoyanovich kick) (6-43)	27	30
Bills	4	10:28	Thomas 5 yd. run (Norwood kick) (10-63)	27	37
Bills	4	9:52	Reed 26 yd. pass from Kelly (Norwood kick) (2-29)	27	44
Dolphins	4	1:15	Martin 8 yd. pass from Marino (Stoyanovich kick) (15-91)	34	44

## GAME STATISTICS

### RUSHING (Att-Yds-TD):

Miami: Smith 21-99, Logan 5-6, Marino 1-2-1.  
Buffalo: Thomas 32-117-2, Kelly 5-37.

### PASSING (A-C-Y-TD-I):

Miami: Marino 49-23-323-3-2.  
Buffalo: Kelly: 29-19-339-3-1.

### RECEIVING (Rec-Yds-TD):

Miami: Clayton 4-82, Martin 4-44-1, Jensen 4-38, Duper 3-113-1, Edmunds 3-21, Logan 2-8, Smith 1-9, Paige 1-6, Foster 1-2-1.  
Buffalo: Lofton 7-149-1, Reed 4-122-2, Thomas 3-38, McKeller 3-15, Edwards 1-12, Davis 1-3.

### SACKS:

Miami: None.  
Buffalo: None.

### INTERCEPTIONS (Int-Yds-TD):

Miami: Williams 1-0.  
Buffalo: Odomes 1-9, Kelso 1-0.

### TEAM STATS

	MIA	BUF
<b>TOTAL FIRST DOWNS</b>	<b>24</b>	<b>24</b>
By Rushing	9	7
By Passing	13	16
By Penalty	2	1
<b>THIRD DOWN EFFICIENCY</b>	<b>10-19-53%</b>	<b>6-12-50%</b>
<b>FOURTH DOWN EFFICIENCY</b>	<b>2-3-67%</b>	<b>2-2-100%</b>
<b>TOTAL NET YARDS</b>	<b>430</b>	<b>493</b>
Total Offensive Plays	76	66
Average gain per offensive play	5.7	7.5
<b>NET YARDS RUSHING</b>	<b>107</b>	<b>154</b>
Total Rushing Plays	27	37
Average gain per rushing play	4.0	4.2
<b>NET YARDS PASSING</b>	<b>323</b>	<b>339</b>
Completed - Attempted	23-49	19-29
Avg. gain per pass play	6.6	11.7
Sacked - Yards Lost	0-0	0-0
Had Intercepted	2	1
<b>PUNTS-YARDS-AVERAGE</b>	<b>2-80-40.0</b>	<b>1-47-47.0</b>
<b>TOTAL RETURN YARDAGE</b>	<b>154</b>	<b>142</b>
No. and Yards Punt Returns	1-3	2-17
No. and Yards Kickoff Returns	9-151	6-116
No. and Yards Int. Returns	1-0	2-9
<b>PENALTIES NUMBER-YARDS</b>	<b>4-32</b>	<b>4-30</b>
<b>FUMBLES NUMBER-LOST</b>	<b>1-1</b>	<b>3-1</b>
<b>TIME OF POSSESSION</b>	<b>32:26</b>	<b>27:34</b>

# 1992 - AFC DIVISIONAL

JAN. 10, 1993 | MIAMI, FLA.  
 JOE ROBBIE STADIUM  
 ATTENDANCE: 67,276

**SAN DIEGO 0**

**MIAMI 31**



RB Aaron Craver

Miami cornerback Troy Vincent recorded a pair of interceptions and quarterback Dan Marino threw three touchdown passes to lead the Miami Dolphins to a 31-0 win over the San Diego Chargers in the AFC Divisional Playoffs before a crowd of 71,224 at Joe Robbie Stadium. Miami's 31-point margin of victory was the largest by the team in a playoff game. The previous largest margin of victory in the post-season by the Dolphins was three 21-point wins as Miami had a 21-0 win over the Baltimore Colts on January 2, 1972 in the Orange Bowl, a 34-13 win over the San Diego Chargers on January 16, 1983 in the Orange Bowl and a 31-10 win over the Seattle Seahawks on December 29, 1984 in the Orange Bowl. Overall, the Miami defense totaled four interceptions (also safety Louis Oliver and linebacker Bryan Cox), a forced fumble (by cornerback Stephen Braggs), a fumble recovery (by linebacker Dwight Hollier) and a sack (by defensive end Jeff Hunter). The Dolphins held the Chargers to just ten first downs (three rushing and seven passing), 202 yards of total offense (70 rushing and 132 passing) and three of 15 on third down conversions. The Chargers' 15 possessions ended in seven punts, four interceptions, twice on downs, once on a lost fumble and once at the end of the first half. Following a scoreless first quarter, the Dolphins exploded for 21 points in the second quarter to take a 21-0 lead at the half. Miami's 21 points in the second quarter was the most scored by the Dolphins in any quarter of a playoff game in team history. The previous team high for points in a quarter was 20 points which was scored by Miami in the second quarter against San Diego on January 6, 1983. Miami opened the scoring following a Vincent interception which gave the team possession on San Diego's 48-yard line. Marino led the Dolphins on a nine-play, 48-yard drive which was capped-off as Marino tossed a one-yard scoring pass to fullback Tony Paige. The Dolphins increased their lead to 14-0 later in the period as the team again gained possession of the ball following a Vincent interception and drove 37 yards and scored on a nine-yard connection from Marino to tight end Keith Jackson. Miami scored the final points of the first half as Marino again connected with Jackson and the tight end made a diving 30-yard reception in the end zone for the score. Jackson became just the fourth player in team history to record two touchdown receptions for the Dolphins in a playoff contest. Miami and San Diego played to a scoreless third quarter before the Dolphins scored the game's final ten points in the fourth quarter. Miami increased its lead to 24-0 early in the final stanza as kicker Pete Stoyanovich booted a 22-yard field goal. The Dolphins scored the final points of the game as running back Aaron Craver scored on a 25-yard run to increase the margin to 31-0.

## SCORING SUMMARY

	1	2	3	4	F
San Diego	0	0	0	0	0
Miami	0	21	0	10	31

## SCORING DRIVES

TEAM	QTR	TIME	PLAY (EXTRA POINT) (DRIVE INFO)	SD	MIA
Dolphins	2	6:30	Paige 1 yd. pass from Marino (Stoyanovich kick) (9-48)	0	7
Dolphins	2	1:46	Jackson 9 yd. pass from Marino (Stoyanovich kick) (2-37)	0	14
Dolphins	2	0:27	Jackson 30 yd. pass from Marino (Stoyanovich kick) (4-42)	0	21
Dolphins	4	14:03	Stoyanovich 22 yd. field goal (12-60)	0	24
Dolphins	4	8:19	Craver 25 yd. run (Stoyanovich kick) (6-53)	0	31

## GAME STATISTICS

### RUSHING (Att-Yds-TD):

San Diego: Bieniemy 4-26, Butts 7-25, Humphries 1-10, Harmon 4-9.

Miami: Craver 8-72-1, Humphrey 23-71, Parmalee 5-18, Clayton 1-0, Mitchell 1(-1), Saxon 2(-3).

### PASSING (A-C-Y-TD-I):

San Diego: Humphries 44-18-140-0-4, Kidd 1-0-0-0-0.

Miami: Marino 29-17-167-3-0.

### RECEIVING (Rec-Yds-TD):

San Diego: Harmon 9-73, Walker 3-33, Lewis 2-12, Miller 2-12, Jefferson 1-10, Butts 1-0.

Miami: Paige 5-14-1, Jackson 4-53-2, Humphrey 4-30, Duper 3-57, Craver 1-13.

### SACKS:

San Diego: None.

Miami: Hunter 1.

### INTERCEPTIONS (Int-Yds-TD):

San Diego: None.

Miami: Vincent 2-2, Oliver 1-21, Cox 1-7.

TEAM STATS	SD	MIA
<b>TOTAL FIRST DOWNS</b>	<b>10</b>	<b>18</b>
By Rushing	3	9
By Passing	7	9
By Penalty	0	0
<b>THIRD DOWN EFFICIENCY</b>	<b>3-15-20%</b>	<b>7-17-41%</b>
<b>FOURTH DOWN EFFICIENCY</b>	<b>0-2-0%</b>	<b>0-0-0%</b>
<b>TOTAL NET YARDS</b>	<b>202</b>	<b>324</b>
Total Offensive Plays	62	69
Average gain per offensive play	3.3	4.7
<b>NET YARDS RUSHING</b>	<b>70</b>	<b>157</b>
Total Rushing Plays	16	40
Average gain per rushing play	4.4	3.9
<b>NET YARDS PASSING</b>	<b>132</b>	<b>167</b>
Completed - Attempted	18-45	17-29
Avg. gain per pass play	2.9	5.8
Sacked - Yards Lost	1-8	0-0
Had Intercepted	4	0
<b>PUNTS-YARDS-AVERAGE</b>	<b>7-324-46.3</b>	<b>8-328-41.0</b>
<b>TOTAL RETURN YARDAGE</b>	<b>143</b>	<b>93</b>
No. and Yards Punt Returns	1-7	5-45
No. and Yards Kickoff Returns	6-136	1-18
No. and Yards Int. Returns	0-0	4-30
<b>PENALTIES NUMBER-YARDS</b>	<b>4-39</b>	<b>0-0</b>
<b>FUMBLES NUMBER-LOST</b>	<b>3-1</b>	<b>3-1</b>
<b>RED ZONE EFFICIENCY</b>	<b>0-0-0%</b>	<b>2-3-67%</b>
<b>TIME OF POSSESSION</b>	<b>22:52</b>	<b>37:08</b>

# 1992 - AFC CHAMPIONSHIP

JAN. 17, 1993 | MIAMI, FLA.  
 JOE ROBBIE STADIUM  
 ATTENDANCE: 72,703

**BUFFALO 29**

**MIAMI 10**

The Miami Dolphins suffered five turnovers (two interceptions and three fumbles) as the team dropped a 29-10 decision to the Buffalo Bills in the AFC Championship Game before a crowd of 72,703 at Joe Robbie Stadium. Buffalo opened the scoring midway through the opening period as defensive end Bruce Smith sacked Miami quarterback Dan Marino and forced a fumble which was recovered by Bills linebacker Darryl Talley on the Dolphins' 47-yard line. Buffalo scored off the takeaway as Steve Christie converted on a 21-yard field goal. Miami tied the score at 3-3 later in the period as Pete Stoyanovich converted on a 51-yard field goal attempt. The Bills took a 10-3 lead early in the second period as quarterback Jim Kelly threw a 17-yard touchdown pass to running back Thurman Thomas. On Miami's next possession, Marino's pass attempt was batted in the air by Buffalo defensive end Phil Hansen and intercepted by Hansen on the Dolphins' 17-yard line. The Bills increased their lead to 13-3 as Christie kicked on a 33-yard field goal. Buffalo took a 20-3 lead early in the third quarter by capitalizing on another Miami turnover as kick returner Mike Williams fumbled the second half kickoff and Buffalo's Carwell Gardner recovered the ball on the Dolphins' 25-yard line. The Bills scored four plays later as running back Kenneth Davis ran into the end zone for a two-yard touchdown. Buffalo increased its lead to 26-3 as Christie hit on a pair of field goals from 21 and 31 yards. Miami closed the score to 26-10 as Marino connected with wide receiver Mark Duper on a 15-yard touchdown pass. With the TD pass, Marino extended his streak to ten consecutive playoff games with one or more touchdown passes which is tied with the Raiders' Ken Stabler (1973-77) for the NFL's all-time record for consecutive post-season games with a touchdown pass. In addition, Duper's touchdown reception was his fifth post-season touchdown catch and broke the team's playoff record for career touchdown receptions. Duper was tied with wide receiver Paul Warfield (four TDs on 34 career playoff catches) and tight end Bruce Hardy (four TDs on 26 catches). Buffalo closed the scoring later in the period as Christie converted his fifth field goal of the game with a 38-yarder.



CB J.B. Brown

## SCORING SUMMARY

	1	2	3	4	F
Buffalo	3	10	10	6	29
Miami	3	0	0	7	10

## SCORING DRIVES

TEAM	QTR	TIME	PLAY (EXTRA POINT) (DRIVE INFO)	BUF	MIA
Bills	1	5:43	Christie 21 yd. field goal (6-43)	3	0
Dolphins	1	1:57	Stoyanovich 51 yd. field goal (7-39)	3	3
Bills	2	14:20	Thomas 17 yd. pass from Kelly (Christie kick) (7-64)	10	3
Bills	2	12:01	Christie 33 yd. field goal (4-2)	13	3
Bills	3	13:02	Davis 2 yd. run (Christie kick) (5-24)	20	3
Bills	3	3:27	Christie 21 yd. field goal (15-67)	23	3
Bills	4	14:56	Christie 31 yd. field goal (5-39)	26	3
Dolphins	4	7:32	Duper 15 yd. pass from Marino (Stoyanovich kick) (9-62)	26	10
Bills	4	2:37	Christie 38 yd. field goal (7-23)	29	10

## GAME STATISTICS

### RUSHING (Att-Yds-TD):

Buffalo: Thomas 20-96, Davis 19-61-1, Lamb 1-16, Reed 2-6, Kelly 3-4, Gardner 3-(-1).  
 Miami: Humphrey 8-22, Craver 2-13, Marino 1-(-2).

### PASSING (A-C-Y-TD-I):

Buffalo: Kelly 24-17-177-1-2.  
 Miami: Marino 45-22-268-1-2.

### RECEIVING (Rec-Yds-TD):

Buffalo: Thomas 5-70-1, Davis 4-52, Reed 3-25, Lofton 2-19, McKeller 1-11, Metzelaars 1-6, Gardner 1-(-6).  
 Miami: Jackson 5-71, Humphrey 5-41, Martin 3-55, Clayton 3-32, Duper 2-36-1, Banks 2-18, Craver 2-15.

### SACKS:

Buffalo: Smith 1.5, Hansen 1, Bennett 1, Talley 0.5.  
 Miami: Coleman 1.

### INTERCEPTIONS (Int-Yds-TD):

Buffalo: Hicks 1-31, Hansen 1-0.  
 Miami: Brown 1-32, Oliver 1-0.

### TEAM STATS

	BUF	MIA
<b>TOTAL FIRST DOWNS</b>	<b>20</b>	<b>15</b>
By Rushing	10	1
By Passing	8	14
By Penalty	2	0
<b>THIRD DOWN EFFICIENCY</b>	<b>11-19-58%</b>	<b>3-12-25%</b>
<b>FOURTH DOWN EFFICIENCY</b>	<b>0-0-0%</b>	<b>1-2-50%</b>
<b>TOTAL NET YARDS</b>	<b>358</b>	<b>276</b>
Total Offensive Plays	73	60
Average gain per offensive play	4.9	4.6
<b>NET YARDS RUSHING</b>	<b>182</b>	<b>33</b>
Total Rushing Plays	48	11
Average gain per rushing play	3.8	3.0
<b>NET YARDS PASSING</b>	<b>176</b>	<b>243</b>
Completed - Attempted	17-24	22-45
Avg. gain per pass play	7.0	5.0
Sacked - Yards Lost	1-1	4-25
Had Intercepted	2	2
<b>PUNTS-YARDS-AVERAGE</b>	<b>2-69-34.5</b>	<b>4-148-37.0</b>
<b>TOTAL RETURN YARDAGE</b>	<b>106</b>	<b>158</b>
No. and Yards Punt Returns	1-16	1-14
No. and Yards Kickoff Returns	2-59	7-112
No. and Yards Int. Returns	2-31	2-32
<b>PENALTIES NUMBER-YARDS</b>	<b>3-20</b>	<b>5-40</b>
<b>FUMBLES NUMBER-LOST</b>	<b>1-0</b>	<b>4-3</b>
<b>RED ZONE EFFICIENCY</b>	<b>2-7-29%</b>	<b>0-2-0%</b>
<b>TIME OF POSSESSION</b>	<b>36:19</b>	<b>23:41</b>

# 1994 - AFC WILD CARD

DEC. 31, 1994 | MIAMI, FLA.  
 JOE ROBBIE STADIUM  
 ATTENDANCE: 67,487

**KANSAS CITY 17**

**MIAMI 27**



WR Irving Fryar

Dan Marino threw a pair of touchdown passes to lead the Dolphins to a 27-17 win in a First-Round playoff contest against the Kansas City Chiefs before a crowd of 69,757 at Joe Robbie Stadium. The game was billed as Marino-Montana III and the duel between the two future Hall of Famers lived up to the pregame hype. Marino completed 22 of 29 passes for 257 yards with two touchdowns and no interceptions and Montana countered by hitting on 26 of 37 passes for 314 yards with two scores and an interception. The first half was an offensive shootout which was tied at 17-17 with neither team being forced to punt. Kansas City opened the scoring as Montana tossed a one-yard touchdown pass to tight end Derrick Walker. Miami answered the score on its first possession as Bernie Parmalee scored on a one-yard run. The Chiefs came right back to close the first quarter scoring at 14-7 as Montana threw a short pass to fullback Kimble Anders who turned the play into a 57-yard catch and run for the touchdown. Miami cut the score to 14-10 early in the second quarter as Pete Stoyanovich booted a 40-yard field goal. Kansas City upped its lead to 17-10 later in the quarter as Lin Elliott booted a 21-yard field goal. The Dolphins closed the first half scoring as Marino tossed a one-yard touchdown pass to tight end Ronnie Williams. The scoring pass set an NFL record as it marked Marino's 11th consecutive post-season game with a touchdown toss. He moved past a tie with Montana (San Francisco/Kansas City) and Ken Stabler (Oakland) for the longest all-time streak of playoff games with a touchdown pass in NFL history. The Dolphins dominated the second half and outscored the Chiefs by a 10-0 margin. Miami took its first lead of the ballgame at 24-17 on the first drive of the third quarter as Marino and Irving Fryar connected on a seven-yard touchdown pass. Miami increased its lead to 27-17 on a 40-yard field goal late in the third period. The Dolphins forced a pair of turnovers by the Chiefs in Miami territory to preserve the win. First, cornerback J.B. Brown intercepted a Montana aerial on the goal line to stop a drive and then safety Michael Stewart forced and recovered a fumble by Marcus Allen on the Dolphins' 34-yard line.

## SCORING SUMMARY

	1	2	3	4	F
Kansas City	14	3	0	0	17
Miami	7	10	10	0	27

## SCORING DRIVES

TEAM	QTR	TIME	PLAY (EXTRA POINT) (DRIVE INFO)	KC	MIA
Chiefs	1	8:32	Walker 1 yd. pass from Montana (Elliott kick) (11-80)	7	0
Dolphins	1	2:20	Parmalee 1 yd. run (Stoyanovich kick) (10-72)	7	7
Chiefs	1	0:40	Anders 57 yd. pass from Montana (Elliott kick) (4-83)	14	7
Dolphins	2	12:15	Stoyanovich 40 yd. field goal (7-35)	14	10
Chiefs	2	6:12	Elliott 21 yd. field goal (12-69)	17	10
Dolphins	2	0:22	R. Williams 1 yd. pass from Marino (Stoyanovich kick) (13-80)	17	17
Dolphins	3	11:58	Fryar 7 yd. pass from Marino (Stoyanovich kick) (6-64)	17	24
Dolphins	3	1:36	Stoyanovich 40 yd. field goal (10-59)	17	27

## GAME STATISTICS

### RUSHING (Att-Yds-TD):

Kansas City: Allen 14-64, Anders 5-17, Hill 2-14, Montana 2-5.  
 Miami: Parmalee 18-57-1, Spikes 9-49, McDuffie 1-19, Marino 2-4, Craver 1-3.

### PASSING (A-C-Y-TD-I):

Kansas City: Montana 37-26-314-2-1.  
 Miami: Marino 29-22-257-2-0.

### RECEIVING (Rec-Yds-TD):

Kansas City: K. Anders 6-103-1, Allen 5-49, Birden 4-56, Cash 3-38, Walker 3-27-1, Dawson 3-21, Hill 1-11, Davis 1-9.  
 Miami: Fryar 6-71-1, Craver 4-35, Parmalee 2-34, K. Jackson 2-29, M. Williams 2-28, McDuffie 2-25, Saxon 2-24, Miller 1-10, R. Williams 1-1-1.

### SACKS:

Kansas City: Thomas 1.  
 Miami: None.

### INTERCEPTIONS (Int-Yds-TD):

Kansas City: None.  
 Miami: Brown 1-24.

TEAM STATS	KC	MIA
<b>TOTAL FIRST DOWNS</b>	<b>24</b>	<b>22</b>
By Rushing	7	7
By Passing	17	13
By Penalty	0	2
<b>THIRD DOWN EFFICIENCY</b>	<b>4-9-44%</b>	<b>8-14-57%</b>
<b>FOURTH DOWN EFFICIENCY</b>	<b>1-2-50%</b>	<b>1-1-100%</b>
<b>TOTAL NET YARDS</b>	<b>414</b>	<b>381</b>
Total Offensive Plays	60	61
Average gain per offensive play	6.9	6.2
<b>NET YARDS RUSHING</b>	<b>100</b>	<b>132</b>
Total Rushing Plays	23	31
Average gain per rushing play	4.3	4.3
<b>NET YARDS PASSING</b>	<b>314</b>	<b>249</b>
Completed - Attempted	26-37	22-29
Avg. gain per pass play	8.5	8.3
Sacked - Yards Lost	0-0	1-8
Had Intercepted	1	0
<b>PUNTS-YARDS-AVERAGE</b>	<b>2-80-40.0</b>	<b>3-130-43.3</b>
<b>TOTAL RETURN YARDAGE</b>	<b>88</b>	<b>119</b>
No. and Yards Punt Returns	1-7	0-0
No. and Yards Kickoff Returns	5-81	3-95
No. and Yards Int. Returns	0-0	1-24
<b>PENALTIES NUMBER-YARDS</b>	<b>4-15</b>	<b>6-50</b>
<b>FUMBLES NUMBER-LOST</b>	<b>3-1</b>	<b>0-0</b>
<b>RED ZONE EFFICIENCY</b>	<b>1-4-25%</b>	<b>3-3-100%</b>
<b>TIME OF POSSESSION</b>	<b>27:30</b>	<b>32:30</b>

# 1994 – AFC DIVISIONAL

JAN. 8, 1995 | SAN DIEGO, CALIF.  
 JACK MURPHY STADIUM  
 ATTENDANCE: 63,381

MIAMI 21

SAN DIEGO 22



WR Mike Williams

Natrone Means rushed for 139 yards and a touchdown to lead the Chargers to a 22-21 win over the Miami Dolphins in an AFC Divisional Playoff contest before a crowd of 63,381 at Jack Murphy Stadium. San Diego had the first scoring threat of the game as they drove down to Miami's 26-yard line, but Miami's Marco Coleman forced a fumble by Means to stop the drive. Following the takeaway, the Dolphins opened the scoring as Dan Marino capped a nine-play, 79-yard drive with an eight-yard scoring pass to tight end Keith Jackson. The Chargers closed the score to 7-3 on their next possession as John Carney booted a 20-yard field goal. Prior to the field goal attempt, San Diego had a first-and-goal from the Dolphins' six-yard line but the Miami defense stiffened and held the Chargers out of the end zone. The Dolphins increased their lead to 14-3 on their next possession as Marino and Jackson connected again in the end zone for a nine-yard touchdown pass. Jackson's two touchdown receptions in the contest tied Miami's all-time single-game playoff record, which was accomplished five previous times. San Diego answered the touchdown with another field goal as Carney connected on a 21-yard effort. Once again, San Diego had a first-and-goal on Miami's six-yard line and the Dolphin defense limited the Chargers to a field goal. Miami closed the first half scoring as Marino threw a 16-yard touchdown pass to Mike Williams with just 27 seconds left in the first half to take a 21-6 lead. San Diego opened the third quarter with a long drive which was halted when Means was held for no gain on a fourth-and-one play from Miami's one-yard line and the Dolphins took possession of the ball. However, on Miami's first play following the goal line stand, Dolphins running back Bernie Parmalee was tackled in the end zone for a safety to bring the score to 21-8. Following a free kick by Miami's John Kidd, the Chargers got the ball on their own 46-yard line and drove for a 24-yard touchdown run by Means to cut the score to 21-15. Miami had the ball for just one play — the safety by Parmalee — in the entire third quarter. San Diego took a 22-21 lead with just 35 seconds left in regulation as Stan Humphries threw an eight-yard touchdown pass to wide receiver Mark Seay. The Dolphins had one final chance to win the game as Marino drove the team down to the Chargers' 30-yard line but Pete Stoyanovich's 48-yard field goal attempt with just eight seconds remaining was wide right.

## SCORING SUMMARY

	1	2	3	4	F
Miami	7	14	0	0	21
San Diego	0	6	9	7	22

## SCORING DRIVES

TEAM	QTR	TIME	PLAY (EXTRA POINT) (DRIVE INFO)	MIA	SD
Dolphins	1	2:24	K. Jackson 8 yd. pass from Marino (Stoyanovich kick) (9-79)	7	0
Chargers	2	10:36	Carney 20 yd. field goal (15-72)	7	3
Dolphins	2	7:21	K. Jackson 9 yd. pass from Marino (Stoyanovich kick) (6-52)	14	3
Chargers	2	2:47	Carney 21 yd. field goal (9-70)	14	6
Dolphins	2	0:27	M. Williams 16 yd. pass from Marino (Stoyanovich kick) (9-70)	21	6
Chargers	3	6:54	Safety – Parmalee tackled in end zone by Davis	21	8
Chargers	3	2:42	Means 24 yd. run (Carney kick) (8-54)	21	15
Chargers	4	0:35	Seay 8 yd. pass from Humphries (Carney kick) (10-61)	21	22

## GAME STATISTICS

### RUSHING (Att-Yds-TD):

Miami: Parmalee 7-16, Craver 1-10.  
 San Diego: Means 24-139-1, Bieniemy 4-33, Culver 6-14, Harmon 3-12, Jefferson 1-3, Humphries 2-1.

### PASSING (A-C-Y-TD-I):

Miami: Marino 38-24-262-3-0.  
 San Diego: Humphries 43-28-276-1-2.

### RECEIVING (Rec-Yds-TD):

Miami: K. Jackson 8-109-2, Fryar 5-70, McDuffie 5-46, Craver 2-8, Parmalee 2-8, M. Williams 1-16-1, Saxon 1-5.  
 San Diego: Harmon 7-57, Seay 6-61-1, Martin 5-62, Jefferson 3-44, Means 3-16, Culver 2-23, Pupunu 2-13.

### SACKS:

Miami: Coleman 2.  
 San Diego: Team 1.

### INTERCEPTIONS (Int-Yds-TD):

Miami: Smith 1-14, Stewart 1-0.  
 San Diego: None.

### TEAM STATS

	MIA	SD
<b>TOTAL FIRST DOWNS</b>	<b>17</b>	<b>28</b>
By Rushing	2	12
By Passing	12	15
By Penalty	3	1
<b>THIRD DOWN EFFICIENCY</b>	<b>5-10-50%</b>	<b>9-17-53%</b>
<b>FOURTH DOWN EFFICIENCY</b>	<b>0-0-0%</b>	<b>2-3-67%</b>
<b>TOTAL NET YARDS</b>	<b>282</b>	<b>466</b>
Total Offensive Plays	47	85
Average gain per offensive play	6.0	5.5
<b>NET YARDS RUSHING</b>	<b>26</b>	<b>202</b>
Total Rushing Plays	8	40
Average gain per rushing play	3.3	5.1
<b>NET YARDS PASSING</b>	<b>256</b>	<b>264</b>
Completed - Attempted	24-38	28-43
Avg. gain per pass play	6.6	5.9
Sacked - Yards Lost	1-6	2-12
Had Intercepted	0	2
<b>PUNTS-YARDS-AVERAGE</b>	<b>5-226-45.2</b>	<b>2-87-43.5</b>
<b>TOTAL RETURN YARDAGE</b>	<b>140</b>	<b>102</b>
No. and Yards Punt Returns	1-14	2-14
No. and Yards Kickoff Returns	5-112	5-88
No. and Yards Int. Returns	2-14	0-0
<b>PENALTIES NUMBER-YARDS</b>	<b>7-47</b>	<b>5-67</b>
<b>FUMBLES NUMBER-LOST</b>	<b>1-0</b>	<b>2-1</b>
<b>RED ZONE EFFICIENCY</b>	<b>3-3-100%</b>	<b>1-4-25%</b>
<b>TIME OF POSSESSION</b>	<b>20:40</b>	<b>39:20</b>

# 1995 - AFC WILD CARD

DEC. 30, 1995 | ORCHARD PARK, N.Y.  
RICH STADIUM  
ATTENDANCE: 73,103

MIAMI 22

BUFFALO 37



WR O.J. McDuffie

The Buffalo Bills cruised out to a 24-0 halftime lead en route to a 37-22 victory in an AFC First Round Playoff game in front of 73,103 fans at Rich Stadium. The contest proved to be the last game for Don Shula as head coach of the Dolphins. The Bills, led by running back Thurman Thomas' 158 yards, grounded out an AFC Playoff record 341 rushing yards, breaking the old mark of 318 set by the San Diego Chargers against Boston in 1963. Miami quarterback Dan Marino tied an NFL postseason record, with Bernie Kosar while he was a member of the Cleveland Browns in 1986, with 64 passing attempts and completed 33 (tied for second-highest in NFL postseason) of them for 422 yards (third-highest in NFL postseason). The two teams set an NFL postseason record with 1,038 combined total net yards, breaking the old mark of 1,036 by the Dolphins and the San Diego Chargers in an overtime game in 1981. The Bills took an early 7-0 lead when Thomas scored on a one-yard touchdown run. Buffalo kicker Steve Christie put the Bills ahead 10-0 with a 48-yard field goal. Buffalo needed just four plays to go 68 yards and took a 17-0 advantage when fullback Darick Holmes ran 21 yards for a touchdown with 9:54 left in the half. On the Dolphins' next possession, they drove to the Buffalo 40-yard line but Marino was hit by Bills defensive end Phil Hansen as he threw and the tipped ball was intercepted by linebacker Marlo Perry. It took Buffalo just 49 seconds to make the score 24-0 as Kelly connected with Steve Tasker on a 37-yard touchdown pass. The Bills added to their lead in the third quarter by driving 55 yards on ten plays and extended their lead to 27-0 when Christie booted a 23-yard field goal late in the third quarter. Miami got on the board when they took the ball on their next possession and drove 67 yards on nine plays and made the score 27-7 when Marino hit wide receiver O.J. McDuffie on a five-yard touchdown pass. The Bills increased their lead to 34-7 when they culminated a 61-yard drive with a 44-yard touchdown run by fullback Tim Tindale with 9:31 remaining in the game. The Dolphins cut the lead to 34-14 on their next possession as Marino connected with wide receiver Randal Hill on a 45-yard touchdown to close out a seven-play, 68-yard drive. The Bills answered with an eight-play, 44-yard drive that saw Christie kick a 42-yard field goal to make the score 37-14. Miami then took its next possession and marched 73 yards on eight plays and cut the lead to 37-22 when running back Terry Kirby ran one-yard for the score and a two-point conversion from Marino to McDuffie was good. The Dolphins then attempted an outside kick and safety Michael Stewart recovered at the Buffalo 49-yard line. However, Miami's last threat of the game was stopped when Marino was intercepted by Bills cornerback Ken Irvin at Buffalo's 13-yard line with 1:51 left in the game. McDuffie set a club postseason record (tied with nine others for sixth-highest all-time in NFL postseason) with 11 receptions for 154 yards (a new Dolphin postseason record, surpassing Mark Duper's 148 yards vs. Pittsburgh in 1985).

## SCORING SUMMARY

	1	2	3	4	F
Miami	0	0	0	22	22
Buffalo	10	14	3	10	37

## SCORING DRIVES

TEAM	QTR	TIME	PLAY (EXTRA POINT) (DRIVE INFO)	MIA	BUF
Bills	1	9:58	Thomas 1 yd. run (Christie kick) (7-58)	0	7
Bills	1	7:02	Christie 48 yd. field goal (6-26)	0	10
Bills	2	9:54	Holmes 21 yd. run (Christie kick) (4-68)	0	17
Bills	2	7:21	Tasker 37 yd. pass from Kelly (Christie kick) (3-62)	0	24
Bills	3	11:03	Christie 23 yd. field goal (10-55)	0	27
Dolphins	4	13:53	McDuffie 5 yd. pass from Marino (Stoyanovich kick) (9-67)	7	27
Bills	4	9:31	Tindale 44 yd. run (Christie kick) (3-61)	7	34
Dolphins	4	8:01	R. Hill 45 yd. pass from Marino (Stoyanovich kick) (7-68)	14	34
Bills	4	4:36	Christie 42 yd. field goal (8-44)	14	37
Dolphins	4	2:09	Kirby 1 yd. run (Marino pass to McDuffie) (8-73)	22	37

## GAME STATISTICS

### RUSHING (Att-Yds-TD):

Miami: Byars 4-22, Kidd 1-18, Parmalee 5-13, McDuffie 1-9, Kirby 2-8-1, Marino 1-0.  
Buffalo: Thomas 25-158-1, Holmes 15-87-1, Tindale 4-68-1, Brooks 2-28, Tasker 2-7, Kelly 3(-)-3, Copeland 1(-)-4.

### PASSING (A-C-Y-TD-I):

Miami: Marino 64-33-422-2-3, Kosar 1-1-10-0-0, McDuffie 1-0-0-0-0.  
Buffalo: Kelly 22-12-195-1-2.

### RECEIVING (Rec-Yds-TD):

Miami: McDuffie 11-154-1, Kirby 8-68, Parmalee 4-51, Byars 4-30, Fryar 3-29, Hill 2-59-1, Clark 2-41.  
Buffalo: Tasker 5-108-1, Thomas 3-42, Cline 2-32, Brooks 2-13.

### SACKS:

Miami: None.  
Buffalo: None.

### INTERCEPTIONS (Int-Yds-TD):

Miami: Atkins 1-26, Vincent 1-0.  
Buffalo: Perry 1-3, Johnson 1-2, Irvin 1-0.

### TEAM STATS

	MIA	BUF
<b>TOTAL FIRST DOWNS</b>	26	27
By Rushing	5	18
By Passing	20	9
By Penalty	1	0
<b>THIRD DOWN EFFICIENCY</b>	2-14-14%	6-14-43%
<b>FOURTH DOWN EFFICIENCY</b>	3-6-50%	0-0-0%
<b>TOTAL NET YARDS</b>	502	536
Total Offensive Plays	80	74
Average gain per offensive play	6.3	7.2
<b>NET YARDS RUSHING</b>	70	341
Total Rushing Plays	14	52
Average gain per rushing play	5.0	6.6
<b>NET YARDS PASSING</b>	432	195
Completed - Attempted	34-66	12-22
Avg. gain per pass play	6.5	8.9
Sacked - Yards Lost	0-0	0-0
Had Intercepted	3	2
<b>PUNTS-YARDS-AVERAGE</b>	3-115-38.3	4-138-34.5
<b>TOTAL RETURN YARDAGE</b>	175	42
No. and Yards Punt Returns	1-12	0-0
No. and Yards Kickoff Returns	7-137	2-37
No. and Yards Int. Returns	2-26	3-5
<b>PENALTIES NUMBER-YARDS</b>	4-15	5-29
<b>FUMBLES NUMBER-LOST</b>	2-1	1-0
<b>RED ZONE EFFICIENCY</b>	2-2-100%	1-3-33%
<b>TIME OF POSSESSION</b>	25:28	34:32



MIAMI 3

NEW ENGLAND 17

The New England Patriots recorded their third win of the 1997 season over the Dolphins, and their fourth straight over Miami dating back to 1996, by holding Miami to just a field goal in their 17-3 triumph in a first-round playoff game at Foxboro Stadium. The loss was the Dolphins' third straight in the postseason. New England held Miami to 162 yards of total offense, the lowest total in the 32-game postseason history for the Dolphins, below a 176-yard performance against Washington in Super Bowl XVII. In addition, the three points scored by the Dolphins equalled the fewest points scored by the team in a playoff game with a 24-3 loss to the Dallas Cowboys in Super Bowl VI. Overall, New England forced three Miami turnovers, while the Patriots did not commit any miscues and 14 of New England's 17 points resulted from a Dolphins turnover. The Patriots sacked Dolphins quarterback Dan Marino four times on the day and Marino was held without a touchdown for the first time in 14 career playoff games. The Dolphins got to the Patriots' 39 late in the first quarter, but were stopped on third and fourth-and-one. The Patriots had an opportunity to take a 3-0 lead early in the second quarter, but Adam Vinatieri missed wide left on a 48-yard field goal attempt. Three plays later, Chris Slade intercepted a Dan Marino pass and returned it 22 yards to the Dolphins' 29. That led to a 24-yard touchdown pass from Drew Bledsoe to Troy Brown three plays afterward, on third-and-five, 4:33 into the second quarter. New England took over at its own 40 with 2:16 left in the first half and drove to the Dolphins' 30 before Vinatieri missed wide right on a 47-yard field goal try with 30 seconds on the clock. On the second play of the second half, Todd Collins picked off a Marino pass and brought it back 40 yards for a touchdown. The Patriots extended their lead to 17 points with 1:58 left in the third quarter when Vinatieri capped a 15-play, 67-yard drive with a 22-yard field goal. The Dolphins got their only points of the game nine seconds into the fourth quarter, on an Olindo Mare 38-yard field goal. Miami had gained possession at the Patriots' 43 after a Corey Harris 40-yard kickoff return and a ten-yard tripping penalty on the Patriots. Harris recovered the ensuing onside kick, and the Dolphins took over at their own 44. On the next play, however, Chris Canty stripped the ball from Marino and Slade recovered at the Dolphins' 41. Miami got into New England territory on each of its last two possessions – getting as far as the 45 and 43 – but were stopped on fourth down on each occasion.



CB Sam Madison

### SCORING SUMMARY

	1	2	3	4	F
Miami	0	0	0	3	3
New England	0	7	10	0	17

### SCORING DRIVES

TEAM	QTR	TIME	PLAY (EXTRA POINT) (DRIVE INFO)	MIA	NE
Patriots	2	10:27	Brown 24 yd. pass from Bledsoe (Vinatieri kick) (3-29)	0	7
Patriots	3	14:05	Collins 40 yd. interception return (Vinatieri kick) (0-14)	0	14
Patriots	3	1:58	Vinatieri 22 yd. field goal (15-67)	0	17
Dolphins	4	14:51	Mare 38 yd. field goal (8-23)	3	17

### GAME STATISTICS

#### RUSHING (Att-Yds-TD):

Miami: Parmalee 9-22, Abdul-Jabbar 5-16, McPhail 1-4, Marino 1-2, Pritchett 1(-2).  
 New England: Cullors 22-86, Grier 6-16, Bledsoe 2-4, Meggett 1-2.

#### PASSING (A-C-Y-TD-I):

Miami: Marino 43-17-141-0-2.  
 New England: Bledsoe 32-16-139-1-0.

#### RECEIVING (Rec-Yds-TD):

Miami: McPhail 5-28, L. Thomas 3-62, Parmalee 3-13, McDuffie 3-6, Perriman 1-13, Jordan 1-11, Drayton 1-8.  
 New England: Glenn 4-57, Coates 4-25, Brown 2-32-1, Meggett 2-11, Jefferson 1-7, Purnell 1-4, Gash 1-3, Cullors 1-0.

#### SACKS:

Miami: Armstrong 1, Brigrance 1, Gardener 1.  
 New England: Canty 1, Johnson 1, McGinest 1, Slade 1.

#### INTERCEPTIONS (Int-Yds-TD):

Miami: None.  
 New England: Collins 1-40-1, Slade 1-22.

#### TEAM STATS

	MIA	NE
<b>TOTAL FIRST DOWNS</b>	10	15
By Rushing	2	7
By Passing	6	7
By Penalty	2	1
<b>THIRD DOWN EFFICIENCY</b>	5-17-29%	7-17-41%
<b>FOURTH DOWN EFFICIENCY</b>	0-3-0%	0-0-0%
<b>TOTAL NET YARDS</b>	162	228
Total Offensive Plays	64	66
Average gain per offensive play	2.5	3.5
<b>NET YARDS RUSHING</b>	42	108
Total Rushing Plays	17	31
Average gain per rushing play	2.5	3.5
<b>NET YARDS PASSING</b>	120	120
Completed - Attempted	17-43	16-32
Avg. gain per pass play	2.6	3.4
Sacked - Yards Lost	4-21	3-19
Had Intercepted	2	0
<b>PUNTS-YARDS-AVERAGE</b>	7-262-37.4	7-257-36.7
<b>TOTAL RETURN YARDAGE</b>	122	89
No. and Yards Punt Returns	5-45	2-10
No. and Yards Kickoff Returns	3-77	1-17
No. and Yards Int. Returns	0-0	2-62
<b>PENALTIES NUMBER-YARDS</b>	5-21	5-31
<b>FUMBLES NUMBER-LOST</b>	2-1	2-0
RED ZONE EFFICIENCY	0-0-0%	0-1-0%
<b>GOAL TO GO EFFICIENCY</b>	0-0-0%	0-1-0%
<b>TIME OF POSSESSION</b>	26:09	33:51

# 1998 - AFC WILD CARD

JAN. 2, 1999 | MIAMI, FLA.  
PRO PLAYER STADIUM  
ATTENDANCE: 72,698

**BUFFALO 17**

**MIAMI 24**



DE Trace Armstrong

The Dolphins recorded their first playoff win since the 1994 season, snapping a three-game losing streak in the postseason with a 24-17 win in an AFC First-Round Playoff game over the Buffalo Bills at Pro Player Stadium. Doug Flutie connected with Eric Moulds for a 65-yard completion on the game's first play from scrimmage, but Terrell Buckley stripped the ball and Brock Marion returned the fumble 17 yards to the Dolphins' 29-yard line. That led to a 16-play, 57-yard drive which used 8:23 of the clock and ended with an Olindo Mare 31-yard field goal. Miami made it a 6-0 game on Mare's second field goal of the afternoon, from 40 yards out, 4:24 into the second quarter. The score capped an 11-play, 66-yard drive that consumed 6:22 of the clock. Mare attempted an onside kick on the ensuing kickoff that was recovered by the Bills' Dan Brandenburg. Three plays later, Buffalo took its first lead of the game when Thurman Thomas ran it in from one-yard out, two plays after Flutie and Moulds combined for a 37-yard completion to the Dolphins' five-yard line. Buffalo got to the Dolphins' six-yard line with 24 seconds remaining in the first half, but Marion picked off a Flutie pass and returned it 19 yards. A personal foul penalty on the Bills put the Dolphins at their own 35. Dan Marino then completed a 52-yard pass to Oronde Gadsden who then lateraled the ball to O.J. McDuffie, putting the Dolphins at the Bills' nine-yard line. Mare, however, hit the right upright on a 26-yard field goal attempt as time expired in the half. The Dolphins regained the lead at 13-7 on Karim Abdul-Jabbar's three-yard touchdown run with 2:32 left in the third quarter. Abdul-Jabbar rushed for 21 yards on the 52-yard drive, which was accomplished in 12 plays and saw the Dolphins connect on three third down conversions. Stanley Pritchett punched it in for the two-point conversion. Buffalo answered less than two minutes later with a 32-yard touchdown pass from Flutie to Moulds which tied the game at 14 with 48 seconds left in the third quarter. Miami got the ball back and embarked on a 17-play, 77-yard drive that ended with Mare's third field goal of the game, from 23 yards out, 5:15 into the fourth period. Four plays afterward, Jerry Wilson forced the ball loose from Andre Reed after a reception and Terrell Buckley recovered, returning it six yards to midfield. The Dolphins capitalized off that turnover when Marino connected with Lamar Thomas for an 11-yard scoring strike on third-and-seven with 3:32 remaining in the game, capping the eight play drive. The Bills took over at their own 20 and got to the Dolphins' 15-yard line before Steve Christie connected on a 33-yard field goal with 1:33 left in the game. Kurt Schulz recovered the ensuing onside kick for Buffalo, giving them possession at their own 31 with 1:30 to play. The first play of the drive was a 30-yard completion from Flutie to Moulds, putting the Bills at the Dolphins' 39-yard line. From there, Buffalo converted three consecutive third downs, giving them a first-and-goal from the Dolphins' five-yard line with 17 seconds remaining. Trace Armstrong then sacked Flutie, forcing the ball loose, which was recovered by Shane Burton to preserve the victory. Moulds finished the game with an NFL playoff record 240 receiving yards.

## SCORING SUMMARY

	1	2	3	4	F
Buffalo	0	7	7	3	17
Miami	3	3	8	10	24

## SCORING DRIVES

TEAM	QTR	TIME	PLAY (EXTRA POINT)	(DRIVE INFO)	BUF	MIA
Dolphins	1	6:07		Mare 31 yd. field goal (16-57)	0	3
Dolphins	2	10:36		Mare 40 yd. field goal (11-66)	0	6
Bills	2	8:54		T. Thomas 1 yd. run (Christie kick) (3-42)	7	6
Dolphins	3	2:32		Abdul-Jabbar 3 yd. run (Pritchett run) (12-52)	7	14
Bills	3	0:48		Moulds 32 yd. pass from Flutie (Christie kick) (4-81)	14	14
Dolphins	4	9:45		Mare 23 yd. field goal (11-77)	14	17
Dolphins	4	3:42		L. Thomas 11 yd. pass from Marino (Mare kick) (8-50)	14	24
Bills	4	1:33		Christie 33 yd. field goal (7-65)	17	24

## GAME STATISTICS

### RUSHING (Att-Yds-TD):

Buffalo: T. Thomas 7-33-1, Flutie 4-29, A. Smith 7-15.  
Miami: Abdul-Jabbar 27-95-1, Parmalee 2-10, Pritchett 2-7, Avery 1-3, McDuffie 1-3, Marino 1-(-1).

### PASSING (A-C-Y-TD-I):

Buffalo: Flutie 36-21-360-1-1.  
Miami: Marino 34-23-235-1-1.

### RECEIVING (Rec-Yds-TD):

Buffalo: Moulds 9-240-1, Reed 5-60, Williams 2-20, Loud 1-12, A. Smith 1-12, Gash 1-9, Riemersma 1-4, T. Thomas 1-3.  
Miami: McDuffie 6-53, Gadsden 5-85, L. Thomas 4-36-1, Drayton 3-20, Perry 2-29, Abdul-Jabbar 2-4, Ruddy 1-8.

### SACKS:

Buffalo: Wiley 1.  
Miami: Armstrong 1, Gardener 0.5, Jones 0.5, Rodgers 0.5, Tanner 0.5.

### INTERCEPTIONS (Int-Yds-TD):

Buffalo: Jackson 1-0.  
Miami: Marion 1-19.

### TEAM STATS

	BUF	MIA
<b>TOTAL FIRST DOWNS</b>	<b>23</b>	<b>25</b>
By Rushing	7	10
By Passing	13	10
By Penalty	3	5
<b>THIRD DOWN EFFICIENCY</b>	<b>6-10-60%</b>	<b>9-14-64%</b>
<b>FOURTH DOWN EFFICIENCY</b>	<b>0-0-0%</b>	<b>0-1-0%</b>
<b>TOTAL NET YARDS</b>	<b>416</b>	<b>345</b>
Total Offensive Plays	57	69
Average gain per offensive play	7.3	5.0
<b>NET YARDS RUSHING</b>	<b>77</b>	<b>117</b>
Total Rushing Plays	18	34
Average gain per rushing play	4.3	3.4
<b>NET YARDS PASSING</b>	<b>339</b>	<b>228</b>
Completed - Attempted	21-36	23-34
Avg. gain per pass play	8.7	6.5
Sacked - Yards Lost	3-21	1-7
Had Intercepted	1	1
<b>PUNTS-YARDS-AVERAGE</b>	<b>2-73-36.5</b>	<b>1-34-34.0</b>
<b>TOTAL RETURN YARDAGE</b>	<b>54</b>	<b>104</b>
No. and Yards Punt Returns	0-0	1-20
No. and Yards Kickoff Returns	4-54	3-65
No. and Yards Int. Returns	1-0	1-19
<b>PENALTIES NUMBER-YARDS</b>	<b>9-93</b>	<b>6-75</b>
<b>FUMBLES NUMBER-LOST</b>	<b>4-4</b>	<b>0-0</b>
<b>RED ZONE EFFICIENCY</b>	<b>1-4-25%</b>	<b>2-5-40%</b>
<b>GOAL TO GO EFFICIENCY</b>	<b>1-3-33%</b>	<b>1-3-33%</b>
<b>TIME OF POSSESSION</b>	<b>22:28</b>	<b>37:32</b>



MIAMI 3

DENVER 38

Miami failed to score a touchdown in its second straight road playoff game, as they dropped their seventh consecutive postseason road game overall, with a 38-3 loss to the Broncos at Mile High Stadium. After stopping the Dolphins on the first series of the game, the Broncos took over at their own eight and embarked on a 14-play, 92-yard drive that used 7:56 of the clock and ended with a Terrell Davis one-yard touchdown run with 5:55 left in the opening quarter. Davis ran for 38 yards on seven carries on the drive, and John Elway completed five of six passes for 48 yards. Denver took a two-touchdown advantage before the first quarter was over when Davis scored on a 20-yard run with 1:02 remaining in the opening period. The touchdown came three plays after Elway connected with Ed McCaffrey for a 33-yard completion to the Dolphins' 33-yard line. Miami answered with an 11-play, 76-yard drive that consumed 5:55 of the clock and ended with an Olindo Mare 22-yard field goal, 4:53 into the second quarter. Dan Marino completed six of seven passes for 55 yards on the march. Denver scored a touchdown on their third consecutive series when Derek Loville ran it in from 11 yards out with 4:39 left in the second quarter. The score capped an 11-play, 87-yard drive that used 5:28 of the clock. As a team, the Broncos rushed for 62 yards on the drive, including 47 yards by Davis. Davis broke loose for a 62-yard run to the Dolphins' 18-yard line on the first play of the second half, leading to a Jason Elam 32-yard field goal four plays afterward. Denver opened a 28-point advantage 1:37 into the fourth quarter when Elway combined with Rod Smith for a 28-yard touchdown strike. The Broncos finished off the scoring when Neil Smith recovered an Oronde Gadsden fumble following a reception and rumbled 79 yards for a touchdown.



QB Dan Marino

### SCORING SUMMARY

	1	2	3	4	F
Miami	0	3	0	0	3
Denver	14	7	3	14	38

### SCORING DRIVES

TEAM	QTR	TIME	PLAY (EXTRA POINT) (DRIVE INFO)	MIA	DEN
Broncos	1	5:55	Davis 1 yd. run (Elam kick) (14-92)	0	7
Broncos	1	1:02	Davis 20 yd. run (Elam kick) (4-66)	0	14
Dolphins	2	10:07	Mare 22 yd. field goal (11-76)	3	14
Broncos	2	4:39	Loville 11 yd. run (Elam kick) (11-87)	3	21
Broncos	3	11:52	Elam 32 yd. field goal (5-66)	3	24
Broncos	4	13:23	R. Smith 28 yd. pass from Elway (Elam kick) (5-52)	3	31
Broncos	4	9:49	N. Smith 79 yd. fumble return (Elam kick)	3	38

### GAME STATISTICS

#### RUSHING (Att-Yds-TD):

Miami: Parmalee 7-14, Abdul-Jabbar 3-5, Huard 2-(2), Pritchett 1-(3).  
Denver: Davis 21-199-2, Loville 8-34-1, Elway 3-19, Brister 6-(2).

#### PASSING (A-C-Y-TD-I):

Miami: Marino 37-26-243-0-2.  
Denver: Elway 23-14-182-1-0.

#### RECEIVING (Rec-Yds-TD):

Miami: McDuffie 9-118, Parmalee 5-24, Gadsden 4-36, L. Thomas 3-31, Pritchett 3-23, Jacquet 1-6, Abdul-Jabbar 1-5.  
Denver: Sharpe 5-38, R. Smith 4-71-1, McCaffrey 3-52, Griffith 1-14, Davis 1-7.

#### SACKS:

Miami: Wilson 1.  
Denver: Washington 1.

#### INTERCEPTIONS (Int-Yds-TD):

Miami: None.  
Denver: Johnson 1-48, Romanowski 1-0.

TEAM STATS	MIA	DEN
<b>TOTAL FIRST DOWNS</b>	14	24
By Rushing	1	13
By Passing	11	10
By Penalty	2	1
<b>THIRD DOWN EFFICIENCY</b>	2-10-20%	5-11-45%
<b>FOURTH DOWN EFFICIENCY</b>	1-2-50%	2-3-67%
<b>TOTAL NET YARDS</b>	252	424
Total Offensive Plays	51	62
Average gain per offensive play	4.9	6.8
<b>NET YARDS RUSHING</b>	14	250
Total Rushing Plays	13	38
Average gain per rushing play	1.1	6.6
<b>NET YARDS PASSING</b>	238	174
Completed - Attempted	26-37	14-23
Avg. gain per pass play	6.3	7.3
Sacked - Yards Lost	1-5	1-8
Had Intercepted	2	0
<b>PUNTS-YARDS-AVERAGE</b>	5-228-45.6	2-97-48.5
<b>TOTAL RETURN YARDAGE</b>	132	81
No. and Yards Punt Returns	1-11	2-14
No. and Yards Kickoff Returns	5-121	1-19
No. and Yards Int. Returns	0-0	2-48
<b>PENALTIES NUMBER-YARDS</b>	10-57	5-41
<b>FUMBLES NUMBER-LOST</b>	1-1	0-0
<b>RED ZONE EFFICIENCY</b>	0-2-0%	2-4-50%
<b>GOAL TO GO EFFICIENCY</b>	0-0-0%	1-2-50%
<b>TIME OF POSSESSION</b>	27:36	32:24

# 1999 - AFC WILD CARD

JAN. 9, 2000 | SEATTLE, WASH.  
KINGDOME  
ATTENDANCE: 66,170

MIAMI 20

SEATTLE 17



RB J.J. Johnson

In the last game ever played at the Kingdome, the Dolphins recorded their first road playoff win since 1972 with a 20-17 triumph over the Seattle Seahawks. The Seahawks' second possession of the game started at the Dolphins' 47 after Miami was forced to punt from its own four-yard line. From there, Seattle needed eight plays before Jon Kitna connected with Sean Dawkins for a nine-yard touchdown pass on third-and-three, with 6:18 to play in the first quarter. The score marked the second third-down conversion on the drive for the Seahawks. Kitna and Mike Pritchard hooked up for a pair of completions on the drive, totaling 29 yards. Brock Marion returned the ensuing kickoff 47 yards to midfield. The Dolphins then moved 37 yards in seven plays, leading to an Olindo Mare 32-yard field goal with 2:05 remaining in the opening quarter. The Seahawks re-gained their seven-point advantage with 45 seconds left in the first half on Todd Peterson's 50-yard field goal, which capped an eight-play, 49-yard drive that used 3:45 of the clock. The Dolphins took over at their own 40 on the opening possession of the second half after Peterson's kickoff went out of bounds. Led by Dan Marino, who completed all six of his passes, totaling 56 yards, Miami embarked on a ten-play, 60-yard drive that consumed 6:05 of the clock and ended with a one-yard touchdown pass from Marino to Oronde Gadsden on third-and-goal. The touchdown pass was the 31st for Marino in his playoff career, moving him past Terry Bradshaw into sole possession of second on the NFL's all-time postseason list. The key play on the march was a 27-yard completion from Marino to O.J. McDuffie on third-and-seven from the Seattle 46. Charlie Rogers took the ensuing kickoff and raced 85 yards for a touchdown to give Seattle the lead once again. The Dolphins pulled to within four points on Mare's 50-yard field goal with 2:22 to play in the third quarter, culminating a six-play, 32-yard drive in which Autry Denson rushed for 25 yards. The ensuing onside kick was recovered by Miami's Shawn Wooden, and the Dolphins took over at their own 42. Although they could not take advantage of that opportunity, Tom Hutton's punt that followed pinned Seattle at their own six. Down by four points with 9:09 to play, Miami gained possession at their own 15. On the third play of the series, they faced a third-and-17 from their own 8 when Marino hit Tony Martin for a 23-yard completion. From there, Miami marched the length of the field in just eight more plays, the final one being a two-yard TD run by J.J. Johnson with 4:48 to play in the game. Two plays prior to the score Marino connected with Gadsden for a 24-yard completion on third-and-10 from the Seahawks 29, giving them a first-and-goal from the 5. Seattle went three and out on their next series, and a Terrell Buckley interception with 23 seconds remaining ended any Seattle comeback hopes. The Dolphins dominated the second half of the game, as they gained 230 yards while holding Seattle to just 32 yards over the final 30 minutes of the game. Miami registered a club playoff record six sacks on the afternoon, including three by Trace Armstrong, who was named NFL Defensive Player of the Week for the Wild Card Round of the playoffs.

## SCORING SUMMARY

	1	2	3	4	F
Miami	3	0	10	7	20
Seattle	7	3	7	0	17

## SCORING DRIVES

TEAM	QTR	TIME	PLAY (EXTRA POINT) (DRIVE INFO)	MIA	SEA
Seahawks	1	6:18	Dawkins 9 yd. pass from Kitna (Peterson kick) (8-47)	0	7
Dolphins	1	2:05	Mare 32 yd. field goal (7-37)	3	7
Seahawks	2	0:45	Peterson 50 yd. field goal (8-49)	3	10
Dolphins	3	8:55	Gadsden 1 yd. pass from Marino (Mare kick) (10-60)	10	10
Seahawks	3	8:55	Rogers 85 yd. kickoff return (Peterson kick)	10	17
Dolphins	3	2:22	Mare 50 yd. field goal (6-32)	13	17
Dolphins	4	4:48	Johnson 2 yd. run (Peterson kick) (11-85)	20	17

## GAME STATISTICS

### RUSHING (Att-Yds-TD):

Miami: Johnson 27-86-1, Denson 7-19, Pritchett 2-4, Marino 1(-1-1).  
Seattle: Watters 19-40, Kitna 1-1.

### PASSING (A-C-Y-TD-I):

Miami: Marino 30-17-196-1-0.  
Seattle: Kitna 30-14-162-1-2.

### RECEIVING (Rec-Yds-TD):

Miami: McDuffie 5-82, Martin 5-70, Gadsden 2-25-1, Johnson 2-3, Konrad 1-7, Goodwin 1-6, Perry 1-3.  
Seattle: Dawkins 3-35-1, Pritchard 3-34, Fauria 3-31, Watters 2-22, Brown 2-18, Galloway 1-22.

### SACKS:

Miami: Armstrong 3, Owens 1.5, Z. Thomas 1, Wilson 0.5.  
Seattle: Adams 1.

### INTERCEPTIONS (Int-Yds-TD):

Miami: Marion 1-31, Buckley 1-6.  
Seattle: None.

### TEAM STATS

	MIA	SEA
<b>TOTAL FIRST DOWNS</b>	<b>18</b>	<b>12</b>
By Rushing	7	0
By Passing	10	10
By Penalty	1	2
<b>THIRD DOWN EFFICIENCY</b>	<b>6-16-38%</b>	<b>5-15-33%</b>
<b>FOURTH DOWN EFFICIENCY</b>	<b>0-0-0%</b>	<b>1-1-100%</b>
<b>TOTAL NET YARDS</b>	<b>299</b>	<b>171</b>
Total Offensive Plays	68	56
Average gain per offensive play	4.4	3.1
<b>NET YARDS RUSHING</b>	<b>108</b>	<b>41</b>
Total Rushing Plays	37	20
Average gain per rushing play	2.9	2.1
<b>NET YARDS PASSING</b>	<b>191</b>	<b>130</b>
Completed - Attempted	17-30	14-30
Avg. gain per pass play	6.2	3.6
Sacked - Yards Lost	1-5	6-32
Had Intercepted	0	2
<b>PUNTS-YARDS-AVERAGE</b>	<b>8-330-41.3</b>	<b>7-335-47.9</b>
<b>TOTAL RETURN YARDAGE</b>	<b>188</b>	<b>183</b>
No. and Yards Punt Returns	6-63	3-24
No. and Yards Kickoff Returns	3-88	4-159
No. and Yards Int. Returns	2-37	0-0
<b>PENALTIES NUMBER-YARDS</b>	<b>6-67</b>	<b>2-10</b>
<b>FUMBLES NUMBER-LOST</b>	<b>0-0</b>	<b>0-0</b>
<b>RED ZONE EFFICIENCY</b>	<b>2-3-67%</b>	<b>1-1-100%</b>
<b>GOAL TO GO EFFICIENCY</b>	<b>2-2-100%</b>	<b>0-0-0%</b>
<b>TIME OF POSSESSION</b>	<b>34:48</b>	<b>25:12</b>

# 1999 - AFC DIVISIONAL

JAN. 15, 2000 | JACKSONVILLE, FLA.  
ALLTEL STADIUM  
ATTENDANCE: 75,193

MIAMI 7

JACKSONVILLE 62

The Dolphins allowed the most points in club history and suffered their worst defeat ever as well. The Jaguars took a 7-0 lead on an eight-yard touchdown pass from Mark Brunell to Jimmy Smith on the first series of the game, 4:28 into the contest. A 41-yard completion from Brunell to Smith to the Dolphins' 22 was the key play on the 73-yard drive, in which Jacksonville converted all three of their third down attempts, including the touchdown. On the next play from scrimmage, Aaron Beasley intercepted a Dan Marino pass and Jacksonville took over at the Dolphins' 41. From there, the Jaguars moved 14 yards, setting up a Mike Hollis 45-yard field goal, with 6:19 to play in the opening quarter. The Jaguars scored for the third time in as many possessions when Fred Taylor broke loose for a 90-yard touchdown run with 3:46 remaining in the first quarter. On the following play from scrimmage, Tony Brackens stripped the ball from Marino, Brackens recovered and went 16 yards for the score. On the first play of the second quarter, Jacksonville scored again on a 39-yard touchdown pass from Brunell to Taylor on third-and-14. The Jaguars gained possession at the Dolphins' 21 on their next series after Corey Chamblin blocked a Tom Hutton punt. That led to a James Stewart 25-yard TD run three plays later. Hollis added a 28-yard field goal 1:51 prior to the half. That score came five plays after Carnell Lake recovered a J.J. Johnson fumble at the Dolphins' 30. Miami got its first points of the game three seconds before halftime when Marino and Oronde Gadsden combined for a 20-yard TD pass, on third-and-10. Jay Fiedler connected with Jimmy Smith for a 70-yard touchdown pass, 2:57 into the third quarter, giving Jacksonville 48 points on the afternoon, marking the most points that Miami had ever given up in the postseason. Fiedler fired his second touchdown pass of the day with 6:19 to play in the third quarter when he hit Alvis Whitted for a 38-yard scoring pass. Jacksonville finished the scoring with a Chris Howard five-yard touchdown run 4:23 into the fourth quarter, one play after Donovin Darius recovered an Autry Denson fumble.



QB Dan Marino

## SCORING SUMMARY

	1	2	3	4	F
Miami	0	7	0	0	7
Jacksonville	24	17	14	7	62

## SCORING DRIVES

TEAM	QTR	TIME	PLAY (EXTRA POINT) (DRIVE INFO)	MIA	JAX
Jaguars	1	10:32	Smith 8 yd. pass from Brunell (Hollis kick) (9-73)	0	7
Jaguars	1	6:19	Hollis 45 yd. field goal (9-14)	0	10
Jaguars	1	3:46	Taylor 90 yd. run (Hollis kick) (2-91)	0	17
Jaguars	1	3:21	Brackens 16 yd. fumble return (Hollis kick)	0	24
Jaguars	2	14:48	Taylor 39 yd. pass from Brunell (Hollis kick) (4-53)	0	31
Jaguars	2	12:05	Stewart 25 yd. run (Hollis kick) (3-21)	0	38
Jaguars	2	1:51	Hollis 28 yd. field goal (5-20)	0	41
Dolphins	2	0:01	Gadsden 20 yd. pass from Marino (Mare kick) (9-80)	7	41
Jaguars	3	12:03	Smith 70 yd. pass from Fiedler (Hollis kick) (3-78)	7	48
Jaguars	3	6:19	Whitted 38 yd. pass from Fiedler (Hollis kick) (5-69)	7	55
Jaguars	4	10:37	Howard 5 yd. run (Hollis kick) (1-5)	7	62

## GAME STATISTICS

### RUSHING (Att-Yds-TD):

Miami: Denson 6-10, Pritchett 2-10, Johnson 8-9, Huard 1-2, Marino 1-0, Hutton 1(-8),  
Jacksonville: Taylor 18-135-1, Stewart 11-62-1, Howard 15-54-1, Brunell 1-6, Shelton 1-0.

### PASSING (A-C-Y-TD-I):

Miami: Marino 25-11-95-1-2, Huard 16-5-46-0-0.  
Jacksonville: Fiedler 11-7-172-2-1, Brunell 9-5-105-2-0.

### RECEIVING (Rec-Yds-TD):

Miami: Gadsden 6-62-1, Konrad 3-30, McDuffie 2-19, Pritchett 2-17, Johnson 2-11, Drayton 1-2.  
Jacksonville: Smith 5-136-2, McCardell 4-52, Taylor 1-39-1, Whitted 1-38-1, Shelton 1-12.

### SACKS:

Miami: Bowens 1, Mixon 1.  
Jacksonville: Walker 2, Brackens 1, Leroy 1, Marts 1.

### INTERCEPTIONS (Int-Yds-TD):

Miami: Jackson 1-0.  
Jacksonville: Beasley 2-5.

### TEAM STATS

	MIA	JAX
<b>TOTAL FIRST DOWNS</b>	10	21
By Rushing	0	10
By Passing	6	10
By Penalty	4	1
<b>THIRD DOWN EFFICIENCY</b>	2-14-14%	8-16-50%
<b>FOURTH DOWN EFFICIENCY</b>	0-2-0%	0-0-0%
<b>TOTAL NET YARDS</b>	133	520
Total Offensive Plays	65	68
Average gain per offensive play	2.0	7.6
<b>NET YARDS RUSHING</b>	23	257
Total Rushing Plays	19	46
Average gain per rushing play	1.2	5.6
<b>NET YARDS PASSING</b>	110	263
Completed - Attempted	16-41	12-20
Avg. gain per pass play	2.4	12.0
Sacked - Yards Lost	5-31	2-14
Had Intercepted	2	1
<b>PUNTS-YARDS-AVERAGE</b>	9-356-39.6	5-195-39.0
<b>TOTAL RETURN YARDAGE</b>	276	73
No. and Yards Punt Returns	3-70	5-44
No. and Yards Kickoff Returns	9-206	2-24
No. and Yards Int. Returns	1-0	2-5
<b>PENALTIES NUMBER-YARDS</b>	9-87	7-51
<b>FUMBLES NUMBER-LOST</b>	6-5	1-1
<b>RED ZONE EFFICIENCY</b>	0-0-0%	3-5-60%
<b>GOAL TO GO EFFICIENCY</b>	0-0-0%	1-2-50%
<b>TIME OF POSSESSION</b>	24:37	35:23

**INDIANAPOLIS 17**

**MIAMI 23 (OT)**



RB Lamar Smith

The Miami Dolphins recorded the second-largest comeback win in team playoff history as they rallied from a 14-0 halftime deficit to earn a 23-17 overtime win against the Indianapolis Colts at Pro Player Stadium. The Dolphins faced a fourth-and-six from the Colts' 39 on their first possession of the game, but could not convert. The Colts took over and marched 47 yards in seven plays, en route to a Mike Vanderjagt 32-yard field goal. The Dolphins made it to the Colts' 33 late in the first quarter, but on third-and-14, Chad Cota intercepted a Jay Fiedler pass in the end zone. Vanderjagt lined up to attempt his second field goal in as many series, but the run by holder Hunter Smith on the fake was short of the first down. On the next play from scrimmage, Chad Bratzke intercepted a Fiedler pass and returned it four yards to the Dolphins' 25. That led to a seven-play, 17-yard drive that culminated with a Vanderjagt 26-yard field goal. Fiedler suffered his third interception in as many series three plays later when Cota picked off his second pass of the day, giving the Colts the ball at the Dolphins' 18. Two plays later, Peyton Manning connected with Jerome Pathon for a 17-yard score. That was followed by a Manning to Ken Dilger pass for the two-point conversion. The Dolphins had a chance to put their first points on the board with 31 seconds left in the first half, but Olindo Mare missed wide right on a 38-yard field goal attempt. The Dolphins opened the second half with a two-yard scoring run by Lamar Smith, 6:51 into the half. The Dolphins cut the lead to four points 4:37 into the fourth quarter on a 38-yard field goal by Mare, which capped a nine-play, 53-yard drive. The Colts answered with a nine-play, 45-yard march which ended with a Vanderjagt 50-yard field goal. The Dolphins took over at their own 20 with 4:55 to play in the game, and marched the length of the field in 14 plays towards the game-tying score, a nine-yard touchdown pass from Fiedler to Jed Weaver on third-and-goal, with 34 seconds remaining in the game. Fiedler threw for 52 yards on the drive, as he completed six of 10 passes while also rushing three times for 15 yards. The Colts got into field goal position 5:44 into the overtime period, but Vanderjagt missed wide right on a 49-yard field goal attempt. The Dolphins took over at their own 39, and on the third play from scrimmage, they got into Colts territory at the 48 on a six-yard completion from Fiedler to Jeff Ogden on third-and-three. Eight plays later, Smith gave the Dolphins their third straight victory in the first round of the playoffs on a 17-yard touchdown run with 3:34 left in overtime. Smith's 40 attempts represented a new NFL playoff single-game best. His yardage figure was the second-most ever in an NFL postseason contest.

### SCORING SUMMARY

	1	2	3	4	OT	F
Indianapolis	3	11	0	3	0	17
Miami	0	0	7	10	6	23

### SCORING DRIVES

TEAM	QTR	TIME	PLAY (EXTRA POINT) (DRIVE INFO)	IND	MIA
Colts	1	7:49	Vanderjagt 32 yd. field goal (7-47)	3	0
Colts	2	9:33	Vanderjagt 26 yd. field goal (7-17)	6	0
Colts	2	7:47	Pathon 17 yd. pass from Manning (Manning pass to Dilger) (2-18)	14	0
Dolphins	3	8:09	L. Smith 2 yd. run (Mare kick) (11-70)	14	7
Dolphins	4	10:23	Mare 38 yd. field goal (9-53)	14	10
Colts	4	4:55	Vanderjagt 50 yd. field goal (9-45)	17	10
Dolphins	4	0:34	Weaver 9 yd. pass from Fiedler (Mare kick) (14-80)	17	17
Dolphins	OT	3:34	L. Smith 17 yd. run (11-61)	17	23

### GAME STATISTICS

#### RUSHING (Att-Yds-TD):

Indianapolis: James 21-107, Manning 1(-2), Smith 1(-6).  
 Miami: L. Smith 40-209-2, Fiedler 7-43, Martin 1-6.

#### PASSING (A-C-Y-TD-I):

Indianapolis: Manning 32-17-194-1-0.  
 Miami: Fiedler 34-19-185-1-3.

#### RECEIVING (Rec-Yds-TD):

Indianapolis: Pathon 5-69-1, Harrison 5-63, James 3-33, Dilger 3-16, Pollard 1-13.  
 Miami: McDuffie 4-57, Gadsden 4-38, L. Smith 3-18, Martin 2-21, Johnson 2-18, Denson 2-18, Weaver 1-9-1, Ogden 1-6.

#### SACKS:

Indianapolis: Johnson 1, Belsler 0.5, Whittington 0.5.  
 Miami: None

#### INTERCEPTIONS (Int-Yds-TD):

Indianapolis: Cota 2-23, Bratzke 1-4.  
 Miami: None.

#### TEAM STATS

	IND	MIA
<b>TOTAL FIRST DOWNS</b>	<b>14</b>	<b>26</b>
By Rushing	6	16
By Passing	8	10
By Penalty	0	0
<b>THIRD DOWN EFFICIENCY</b>	<b>2-11-18%</b>	<b>8-17-47%</b>
<b>FOURTH DOWN EFFICIENCY</b>	<b>0-1-0%</b>	<b>1-2-50%</b>
<b>TOTAL NET YARDS</b>	<b>293</b>	<b>434</b>
Total Offensive Plays	55	84
Average gain per offensive play	5.3	5.2
<b>NET YARDS RUSHING</b>	<b>99</b>	<b>258</b>
Total Rushing Plays	23	48
Average gain per rushing play	4.3	5.4
<b>NET YARDS PASSING</b>	<b>194</b>	<b>176</b>
Completed - Attempted	17-32	19-34
Avg. gain per pass play	6.1	4.9
Sacked - Yards Lost	0-0	2-9
Had Intercepted	0	3
<b>PUNTS-YARDS-AVERAGE</b>	<b>4-171-42.8</b>	<b>3-138-46.0</b>
<b>TOTAL RETURN YARDAGE</b>	<b>62</b>	<b>120</b>
No. and Yards Punt Returns	1-0	3-30
No. and Yards Kickoff Returns	2-35	4-90
No. and Yards Int. Returns	3-27	0-0
<b>PENALTIES NUMBER-YARDS</b>	<b>1-10</b>	<b>7-55</b>
<b>FUMBLES NUMBER-LOST</b>	<b>0-0</b>	<b>0-0</b>
<b>RED ZONE EFFICIENCY</b>	<b>1-3-33%</b>	<b>3-4-75%</b>
<b>GOAL TO GO EFFICIENCY</b>	<b>0-1-0%</b>	<b>2-2-100%</b>
<b>TIME OF POSSESSION</b>	<b>27:46</b>	<b>43:40</b>

MIAMI 0

OAKLAND 27

The Miami Dolphins suffered the first shutout in the team's playoff history with a 27-0 loss to the Oakland Raiders. The Raiders got on the board first 3:34 into the contest when Tory James intercepted a Jay Fiedler pass and returned it 90 yards for a touchdown, the longest interception return ever against the Dolphins in the postseason. The Raiders opened a ten-point lead with 4:52 to play in the first quarter on a Sebastian Janikowski 36-yard field goal. Janikowski converted his second field goal in as many offensive series when he hit from 33 yards out, 6:24 into the second quarter. The Raiders took a 20-point advantage with 1:53 to play in the first half on a six-yard touchdown pass from Rich Gannon to James Jett on third-and-four. The drive began at the Dolphins' 43 after Charles Woodson recovered a Lamar Smith fumble that was forced by Tory James. The final points of the day were scored on the Raiders' first possession of the second half when Tyrone Wheatley ran it in from two yards out, culminating a 12-play, 54-yard drive that used 6:50 of the clock.



WR Oronde Gadsden

### SCORING DRIVES

TEAM	QTR	TIME	PLAY (EXTRA POINT) (DRIVE INFO)	MIA	OAK
Raiders	1	11:36	James 90 yd. interception return (Janikowski kick)	0	7
Raiders	1	4:52	Janikowski 36 yd. field goal (8-46)	0	10
Raiders	2	8:36	Janikowski 33 yd. field goal (12-78)	0	13
Raiders	2	1:53	Jett 6 yd. pass from Gannon (Janikowski kick) (9-43)	0	20
Raiders	3	5:56	Wheatley 2 yd. run (Janikowski kick) (12-54)	0	27

### SCORING SUMMARY

	1	2	3	4	F
Miami	0	0	0	0	0
Oakland	10	10	7	0	27

### GAME STATISTICS

#### RUSHING (Att-Yds-TD):

Miami: Johnson 3-12, Denson 3-12, Fiedler 3-12, L. Smith 8-5.  
Oakland: Wheatley 19-56-1, Kirby 11-37, Gannon 5-31, Jordan 5-15, Kaufman 1-4, Crockett 1-3, Hoying 2(-)-2, Jett 1(-)-4.

#### PASSING (A-C-Y-TD-I):

Miami: Fiedler 37-18-176-0-3.  
Oakland: Gannon 18-12-143-0-0, Hoying 0-0-0-0-0.

#### RECEIVING (Rec-Yds-TD):

Miami: Denson 6-42, Shepherd 4-20, McDuffie 3-43, Martin 2-27, Gadsden 1-33, Johnson 1-7, L. Smith 1-4.  
Oakland: Kirby 2-35, Rison 2-28, Brown 2-27, Jordan 2-14, Jett 2-13-1, Brigham 1-17, Crockett 1-9.

#### SACKS:

Miami: Armstrong 1, Bromell 1, Jones 1.  
Oakland: Bryant 1, Coleman 1.

#### INTERCEPTIONS (Int-Yds-TD):

Miami: None.  
Oakland: James 2-98-1, Allen 1-0.

#### TEAM STATS

	MIA	OAK
<b>TOTAL FIRST DOWNS</b>	10	20
By Rushing	0	10
By Passing	8	7
By Penalty	2	3
<b>THIRD DOWN EFFICIENCY</b>	2-12-17%	8-16-50%
<b>FOURTH DOWN EFFICIENCY</b>	1-4-25%	0-0-0%
<b>TOTAL NET YARDS</b>	205	267
Total Offensive Plays	56	66
Average gain per offensive play	3.7	4.0
<b>NET YARDS RUSHING</b>	41	140
Total Rushing Plays	17	45
Average gain per rushing play	2.4	3.1
<b>NET YARDS PASSING</b>	164	127
Completed - Attempted	18-37	12-18
Avg. gain per pass play	4.2	6.0
Sacked - Yards Lost	2-12	3-16
Had Intercepted	3	0
<b>PUNTS-YARDS-AVERAGE</b>	6-205-34.2	5-234-46.8
<b>TOTAL RETURN YARDAGE</b>	192	152
No. and Yards Punt Returns	4-76	2-26
No. and Yards Kickoff Returns	5-116	1-28
No. and Yards Int. Returns	0-0	3-98
<b>PENALTIES NUMBER-YARDS</b>	8-55	6-40
<b>FUMBLES NUMBER-LOST</b>	1-1	1-1
<b>RED ZONE EFFICIENCY</b>	0-2-0%	2-4-50%
<b>GOAL TO GO EFFICIENCY</b>	0-0-0%	1-1-100%
<b>TIME OF POSSESSION</b>	22:36	37:24

# 2001 - AFC WILD CARD

JAN. 13, 2002 | MIAMI, FLA.  
PRO PLAYER STADIUM  
ATTENDANCE: 72,251

## BALTIMORE 20

## MIAMI 3



CB Sam Madison

The Dolphins dropped their first home playoff game since January 17, 1993, snapping a three-game home playoff win streak. Tim Russel stripped the ball from Jermaine Lewis on the game's opening kickoff and Tommy Hendricks recovered at the Ravens' 24-yard line, leading to an Olindo Mare 33-yard field goal four plays later. The score remained that way until the third play of the second quarter when Terry Allen scored on a four-yard run, culminating a 17-play, 90-yard drive in which Baltimore ran the ball 12 times totaling 61 yards, led by Allen, who rushed for 27 yards on four carries. With just more than a minute remaining in the first half, Jamie Sharper recovered a Travis Minor fumble at the Dolphins' 41-yard line. The Ravens were unable to capitalize, however, as Matt Stover's 40-yard field goal attempt as time expired hit the left upright. Baltimore extended its lead to 11 points with 1:20 to play in the third quarter when Elvis Grbac hit Travis Taylor in the end zone for a four-yard touchdown pass on third-and-goal, capping an 11-play, 99-yard drive. The key play was a 45-yard completion from Grbac to Taylor on third-and-one from the Ravens' 10-yard line. Peter Boulware stripped the ball from Jay Fiedler on a sack on the third play of the fourth quarter, and Boulware recovered at the Dolphins' 37-yard line. That resulted in a Matt Stover 35-yard field goal six plays afterward. Stover added his second field goal in as many series with a 40-yarder with 2:01 to play in the game. That three-pointer came 11 plays after a Duane Starks interception after the Dolphins had made it to the Ravens' 42-yard line. Baltimore rushed for 49 yards on eight attempts on the scoring drive.

### SCORING SUMMARY

	1	2	3	4	F
Baltimore	0	7	7	6	20
Miami	3	0	0	0	3

### SCORING DRIVES

TEAM	QTR	TIME	PLAY (EXTRA POINT) (DRIVE INFO)	BAL	MIA
Dolphins	1	12:46	Mare 33 yd. field goal (4-9, 2:03)	0	3
Ravens	2	13:34	Allen 4 yd. run (Stover kick) (17-90, 8:51)	7	3
Ravens	3	1:20	Taylor 4 yd. pass from Grbac (Stover kick) (11-99, 5:42)	14	3
Ravens	4	11:05	Stover 35 yd. field goal (6-20, 3:33)	17	3
Ravens	4	2:01	Stover 40 yd. field goal (11-50, 6:33)	20	3

### GAME STATISTICS

#### RUSHING (Att-Yds-TD):

Baltimore: Allen 25-109-1, Brookins 10-65, Williams 6-24, Taylor 1-15, Ayanbadejo 2-8, J. Lewis 2-4, Grbac 2-3, Redman 2-(-2).  
Miami: Fiedler 3-16, Minor 5-14, Lucas 1-10, Smith 6-6.

#### PASSING (A-C-Y-TD-I):

Baltimore: Grbac 18-12-133-1-0.  
Miami: Fiedler 28-15-122-0-1.

#### RECEIVING (Rec-Yds-TD):

Baltimore: Sharpe 4-23, Taylor 2-49-1, Ismail 1-16, Gash 1-13, Heap 1-11, Stokley 1-11, Ayanbadejo 1-7, Brookins 1-3.  
Miami: Ward 5-55, McKnight 4-26, Weaver 2-22, Minor 2-4, Gadsden 1-9, Smith 1-6.

#### SACKS:

Baltimore: Boulware 1, Mitchell 1, Sharper 1.  
Miami: Galyon 1.

#### INTERCEPTIONS (Int-Yds-TD):

Baltimore: Starks 1-26.  
Miami: None.

#### TEAM STATS

	BAL	MIA
<b>TOTAL FIRST DOWNS</b>	<b>20</b>	<b>9</b>
By Rushing	12	1
By Passing	7	6
By Penalty	1	2
<b>THIRD DOWN EFFICIENCY</b>	<b>10-16-63%</b>	<b>3-11-27%</b>
<b>FOURTH DOWN EFFICIENCY</b>	<b>0-0-0%</b>	<b>0-1-0%</b>
<b>TOTAL NET YARDS</b>	<b>347</b>	<b>151</b>
Total Offensive Plays	69	46
Average gain per offensive play	5.0	3.3
<b>NET YARDS RUSHING</b>	<b>226</b>	<b>46</b>
Total Rushing Plays	50	15
Average gain per rushing play	4.5	3.1
<b>NET YARDS PASSING</b>	<b>121</b>	<b>105</b>
Completed - Attempted	12-18	15-28
Avg. gain per pass play	6.4	3.4
Sacked - Yards Lost	1-12	3-17
Had Intercepted	0	1
<b>PUNTS-YARDS-AVERAGE</b>	<b>4-182-45.5</b>	<b>5-237-47.4</b>
<b>TOTAL RETURN YARDAGE</b>	<b>51</b>	<b>124</b>
No. and Yards Punt Returns	2-3	2-9
No. and Yards Kickoff Returns	2-22	5-115
No. and Yards Int. Returns	1-26	0-0
<b>PENALTIES NUMBER-YARDS</b>	<b>5-35</b>	<b>6-36</b>
<b>FUMBLES NUMBER-LOST</b>	<b>1-1</b>	<b>3-2</b>
<b>RED ZONE EFFICIENCY</b>	<b>2-4-50%</b>	<b>0-1-0%</b>
<b>GOAL TO GO EFFICIENCY</b>	<b>2-2-100%</b>	<b>0-0-0%</b>
<b>TIME OF POSSESSION</b>	<b>37:54</b>	<b>22:06</b>



**BALTIMORE 27**

**MIAMI 9**

The Dolphins dropped their third straight playoff decision, and their second in a row to the Ravens. Miami took a 3-0 lead on their opening series of the game when Dan Carpenter connected on a 19-yard field goal. The Ravens knotted the score on their ensuing series when a Matt Stover 23-yard field goal capped an 11-play, 59-yard drive. The key play was a 31-yard completion from Joe Flacco to Todd Heap, giving the Ravens a first-and-goal from the 4. The Ravens claimed their initial lead of the afternoon when Ed Reed intercepted a Chad Pennington pass and weaved his way 64 yards for a touchdown. Baltimore added three points, 16 seconds before the half on a 31-yard field goal by Stover. The score came four plays after Flacco connected with Derrick Mason for a 31-yard hookup to the Dolphins' 17. The Ravens opened a 17-point advantage 7:27 into the second half on an 8-yard TD run by Le'Ron McClain. The Dolphins tallied their first touchdown of the day 1:51 into the fourth period on a 2-yard TD pass from Pennington to Ronnie Brown, two plays after Pennington and Davone Bess combined for a 45-yard completion to the Ravens' 5. The PAT was blocked. Flacco finished the scoring on a 5-yard TD run with 3:53 remaining in the contest, as he crossed the goal line three plays after Willis McGahee broke loose for a 48-yard run to the Dolphins' 4.



RB Patrick Cobbs

### SCORING SUMMARY

	1	2	3	4	F
Baltimore	3	10	7	7	27
Miami	3	0	0	6	9

### SCORING DRIVES

TEAM	QTR	TIME	PLAY (EXTRA POINT) (DRIVE INFO)	BAL	MIA
Dolphins	1	8:17	Carpenter 19 yd. field goal (8-50, 4:15)	0	3
Ravens	1	2:47	Stover 23 yd. field goal (11-59, 5:30)	3	3
Ravens	2	2:30	Reed 64 yd. interception return (Stover kick)	10	3
Ravens	2	0:16	Stover 31 yd. field goal (7-46, 1:21)	13	3
Ravens	3	7:33	McClain 8 yd. run (Stover kick) (4-19, 2:09)	20	3
Dolphins	4	13:09	Brown 2 yd. pass from Pennington (kick blocked) (5-74, 1:51)	20	9
Ravens	4	3:53	Flacco 5 yd. run (Stover kick) (8-71, 3:44)	27	9

### GAME STATISTICS

#### RUSHING (Att-Yds-TD):

Baltimore: McClain 19-75-1, McGahee 7-62, Flacco 5-8-1, Neal 1-4, T. Smith 1-2.  
Miami: Brown 12-19, Williams 4-17, Polite 3-15, Cobbs 1-1, Pennington 1-0.

#### PASSING (A-C-Y-TD-I):

Baltimore: Flacco 23-9-135-0-0.  
Miami: Pennington 38-25-252-1-4.

#### RECEIVING (Rec-Yds-TD):

Baltimore: Mason 4-71, Clayton 2-16, Heap 1-31, McGahee 1-9, Neal 1-8.  
Miami: Brown 6-43-1, Ginn 5-38, Cobbs 4-55, London 4-38, Martin 3-16, Bess 2-54, Williams 1-8.

#### SACKS:

Baltimore: Pryce 1, Suggs 1, Leonhard 0.5, Nakamura 0.5.  
Miami: None.

#### INTERCEPTIONS (Int-Yds-TD):

Baltimore: Reed 2-76-1, Leonhard 1-20, Washington 1-12.  
Miami: None.

#### TEAM STATS

	BAL	MIA
<b>TOTAL FIRST DOWNS</b>	<b>16</b>	<b>18</b>
By Rushing	8	5
By Passing	7	11
By Penalty	1	2
<b>THIRD DOWN EFFICIENCY</b>	<b>5-12-42%</b>	<b>2-10-20%</b>
<b>FOURTH DOWN EFFICIENCY</b>	<b>0-0-0%</b>	<b>0-1-0%</b>
<b>TOTAL NET YARDS</b>	<b>286</b>	<b>276</b>
Total Offensive Plays	56	62
Average gain per offensive play	5.1	4.5
<b>NET YARDS RUSHING</b>	<b>151</b>	<b>52</b>
Total Rushing Plays	33	21
Average gain per rushing play	4.6	2.5
<b>NET YARDS PASSING</b>	<b>135</b>	<b>224</b>
Completed - Attempted	9-23	25-38
Avg. gain per pass play	5.9	5.5
Sacked - Yards Lost	0-0	3-28
Had Intercepted	0	4
<b>PUNTS-YARDS-AVERAGE</b>	<b>5-217-43.4</b>	<b>3-132-44.0</b>
<b>TOTAL RETURN YARDAGE</b>	<b>183</b>	<b>79</b>
No. and Yards Punt Returns	2-21	2-10
No. and Yards Kickoff Returns	2-54	3-69
No. and Yards Int. Returns	4-108	0-0
<b>PENALTIES NUMBER-YARDS</b>	<b>7-59</b>	<b>4-34</b>
<b>FUMBLES NUMBER-LOST</b>	<b>1-1</b>	<b>2-1</b>
<b>RED ZONE EFFICIENCY</b>	<b>2-4-50%</b>	<b>1-3-33%</b>
<b>GOAL TO GO EFFICIENCY</b>	<b>2-3-67%</b>	<b>1-2-50%</b>
<b>TIME OF POSSESSION</b>	<b>26:34</b>	<b>33:26</b>

MIAMI 12

PITTSBURGH 30



QB Matt Moore

The Dolphins' magical 2016 season came to a disappointing end. The Dolphins quickly fell behind 14-0 and could never recover in a 30-12 loss against the Pittsburgh Steelers in a first-round playoff game at Heinz Field. Antonio Brown and Le'Veon Bell each scored two touchdowns for the Steelers, who racked up 219 yards of offense in the first quarter alone. Brown ended Pittsburgh's first two possessions with touchdown catches of 50 and 69 yards. Bell set a Steelers postseason record with 169 rushing yards. Damien Williams scored the Dolphins' only touchdown on a 4-yard reception with 5:57 left in regulation. Andrew Franks kicked two first-half field goals. The Dolphins committed turnovers on three consecutive possessions, spanning the second and third quarters, the last of which led to Bell's second touchdown after cornerback Tony Lippett tried to time a jump over the center to block a field goal attempt but instead was offside to give Pittsburgh a first down. Matt Moore, making his fourth consecutive start in place of an injured Ryan Tannehill, completed 29 of 36 passes for 289 yards and one touchdown, but he lost two fumbles and threw an interception. Moore also was sacked five times after being sacked only once in his three starts in the regular season. He left the game for one play in the second quarter after taking a big hit from linebacker Bud Dupree that drew a roughing-the-passer penalty but returned to finish the game. After burning the Steelers for 204 rushing yards in the Dolphins' 30-15 victory at Hard Rock Stadium on Oct. 16, Jay Ajayi was held to only 33 yards on 16 rushing attempts Sunday before leaving the game with a shoulder injury late in the fourth quarter.

## SCORING SUMMARY

	1	2	3	4	F
Miami	3	3	0	6	12
Pittsburgh	14	6	10	0	30

## SCORING DRIVES

TEAM	QTR	TIME	PLAY (EXTRA POINT) (DRIVE INFO)	MIA	PIT
Steelers	1	12:15	Brown 50 yd. pass from Roethlisberger (Boswell kick) (5-85, 2:45)	0	7
Steelers	1	6:50	Brown 62 yd. pass from Roethlisberger (Boswell kick) (6-90, 3:10)	0	14
Dolphins	1	3:06	Franks 38 yd. field goal (7-39, 3:44)	3	14
Steelers	2	12:39	Bell 1 yd. run (kick failed) (10-83, 5:27)	3	20
Dolphins	2	4:52	Franks 47 yd. field goal (12-39, 7:47)	6	20
Steelers	3	6:32	Boswell 34 yd. field goal (8-43, 4:16)	6	23
Steelers	3	2:05	Bell 8 yd. run (Boswell kick) (7-25, 4:18)	6	30
Dolphins	4	5:57	D. Williams 4 yd. pass from Moore (pass failed) (9-70, 4:20)	12	30

## GAME STATISTICS

### RUSHING (Att-Yds-TD):

Miami: Ajayi 16-33, D. Williams 3-14, M. Thomas 1-3, Moore 1-2.  
Pittsburgh: Bell 29-167-2, Roethlisberger 4-10, D. Williams 2-2.

### PASSING (A-C-Y-TD-I):

Miami: Moore 36-29-289-1-1.  
Pittsburgh: Roethlisberger 18-13-197-2-2.

### RECEIVING (Rec-Yds-TD):

Miami: Landry 11-102, Stills 5-82, Sims 5-34, Parker 4-55, Ajayi 3-12, D. Williams 1-4-1.  
Pittsburgh: Brown 5-124-2, Ayers 2-21, Bell 2-7, Rogers 1-19, Heyward-Bey 1-10, Hamilton 1-10, James 1-6.

### SACKS:

Miami: N. Suh 1-9.  
Pittsburgh: L. Timmons 2-21, J. Harrison 1.5-8, M. Mitchell 1-4, B. Dupree 0.5-3.

### INTERCEPTIONS (Int-Yds-TD):

Miami: M. Thomas 1-16, Howard 1-11.  
Pittsburgh: R. Shazier 1-10.

TEAM STATS	MIA	PIT
<b>TOTAL FIRST DOWNS</b>	<b>18</b>	<b>19</b>
By Rushing	1	9
By Passing	16	7
By Penalty	1	3
<b>THIRD DOWN EFFICIENCY</b>	<b>6-14-43%</b>	<b>4-9-44%</b>
<b>FOURTH DOWN EFFICIENCY</b>	<b>2-4-50%</b>	<b>0-0-0%</b>
<b>TOTAL NET YARDS</b>	<b>305</b>	<b>367</b>
Total Offensive Plays	62	54
Average gain per offensive play	4.9	6.8
<b>NET YARDS RUSHING</b>	<b>52</b>	<b>179</b>
Total Rushing Plays	21	35
Average gain per rushing play	2.5	5.1
<b>NET YARDS PASSING</b>	<b>253</b>	<b>188</b>
Completed - Attempted	29-36	13-18
Avg. gain per pass play	6.2	9.9
Sacked - Yards Lost	5-36	1-9
Had Intercepted	1	2
<b>PUNTS-YARDS-AVERAGE</b>	<b>2-102-51.0</b>	<b>2-79-39.5</b>
<b>TOTAL RETURN YARDAGE</b>	<b>155</b>	<b>68</b>
No. and Yards Punt Returns	1-9	1-9
No. and Yards Kickoff Returns	4-119	4-49
No. and Yards Int. Returns	2-27	1-10
<b>PENALTIES NUMBER-YARDS</b>	<b>6-64</b>	<b>6-60</b>
<b>FUMBLES NUMBER-LOST</b>	<b>3-2</b>	<b>0-0</b>
<b>RED ZONE EFFICIENCY</b>	<b>1-2-50%</b>	<b>2-3-67%</b>
<b>GOAL TO GO EFFICIENCY</b>	<b>1-2-50%</b>	<b>1-2-50%</b>
<b>TIME OF POSSESSION</b>	<b>32:02</b>	<b>27:58</b>



MIAMI 31

BUFFALO 34



DT Zach Sieler

The Miami Dolphins gave the Buffalo Bills all they could handle, but their division rivals prevailed, 34-31 in a four-hour thriller. With a chance for Miami to retake the lead in the fourth quarter, the Bills' defense stopped a fourth-and-6 to effectively end the game.

The Dolphins overcame a 17-point first-half deficit and pulled within three points after trailing 34-24 going into the fourth quarter. Running back Jeff Wilson Jr. finished a 75-yard drive with a one-yard rushing touchdown, but it was not enough.

Miami's defense was exceptional, forcing three turnovers and a team playoff record seven sacks. Rookie quarterback Skylar Thompson went 18-of-45 for 220 yards, one touchdown and two interceptions. Tyreek Hill led all Dolphins receivers with 69 yards on seven receptions.

On Buffalo's opening possession, the Dolphins' defense produced a crucial fourth-down stop, but the Bills scored on their next three offensive drives – including a six-yard receiving touchdown by tight end Dawson Knox and a 12-yard rushing touchdown by running back James Cook.

After allowing 172 yards in the first quarter, the Miami defense gave up just three points and recorded two interceptions in the second. Miami then scored 17 points in just over seven minutes to erase a 17-0 deficit.

Miami's first scoring drive began with Thompson's 20-yard strike to tight end Durham Smythe. Facing third-and-19 at the Bills' 35, Thompson extended the drive with a 20-yard pass to receiver Tyreek Hill. Kicker Jason Sanders made a 40-yard field goal to get Miami on the board.

On Buffalo's ensuing possession, Allen threw his first career postseason interception at home. Cornerback Xavier Howard picked off Allen's deep ball and returned it 49 yards. Sanders nailed a 48-yard field goal to narrow the gap to 17-6. Sanders then hit a 37-yard field goal with 1:15 remaining in the half after a 50-yard Cedrick Wilson Jr. punt return.

The Bills regained possession, but Allen threw his second interception of the game to safety Jevon Holland, who came up with the pick after cornerback Kader Kohou broke up the pass to receiver Cole Beasley. Seconds later, Thompson threw his first career postseason touchdown pass to tight end Mike Gesicki. Hill caught the two-point conversion and Miami had tied it at 17, but the Bills made a 39-yard field goal for a 20-17 lead at the break. Buffalo's lead would not last long.

On the Bills' first possession in the third quarter, safety Eric Rowe sped past the offensive line and stripped Allen. Defensive tackle Zach Sieler scooped up the ball and ran it five yards into the end zone to give the Dolphins their first lead of the game at 24-20. It was the first fumble return for a touchdown in Dolphins playoff history.

Buffalo regained momentum by scoring two touchdowns to take a 34-24 lead going into the fourth quarter. Allen found Beasley for a 6-yard score following Thompson's interception deep in Miami territory, before throwing a 23-yard touchdown pass to Gabe Davis with 2:07 left in the third. The Dolphins fell three points short of overcoming another double-digit deficit. Miami ended the season with its first postseason appearance since 2016.

## SCORING SUMMARY

	1	2	3	4	F
Miami	0	17	7	7	31
Buffalo	14	6	14	0	34

## SCORING DRIVES

TEAM	QTR	TIME	PLAY (EXTRA POINT) (DRIVE INFO)	MIA	BUF
Bills	1	7:57	D.Knox 6 yd. pass from J.Allen (T.Bass kick) (5-73, 3:00)	0	7
Bills	1	5:07	J.Cook 12 yd. run (T.Bass kick) (4-23, 2:13)	0	14
Bills	2	12:46	T.Bass 33 yd. Field Goal (11-52, 4:51)	0	17
Dolphins	2	7:34	J.Sanders 40 yd. Field Goal (10-38, 5:12)	3	17
Dolphins	2	2:15	J.Sanders 48 yd. Field Goal (8-18, 3:46)	6	17
Dolphins	2	1:15	J.Sanders 37 yd. Field Goal (4-8, 0:17)	9	17
Dolphins	2	0:33	M.Gesicki 7 yd. pass from S.Thompson (S.Thompson-T.Hill pass) (4-18, 0:29)	17	17
Bills	2	0:04	T.Bass 39 yd. Field Goal (6-54, 0:29)	17	20
Dolphins	3	13:59	Z.Sieler 5 yd. fumble return (J.Sanders kick)	24	20
Bills	3	5:18	C.Beasley 6 yd. pass from J.Allen (T.Bass kick) (5-33, 2:11)	24	27
Bills	3	2:07	G.Davis 23 yd. pass from J.Allen (T.Bass kick) (5-68, 2:07)	24	34
Dolphins	4	10:53	J.Wilson 1 yd. run (J.Sanders kick) (11-75, 6:14)	31	34

## GAME STATISTICS

### RUSHING (Att-Yds-TD):

Miami: J. Wilson 10-23-1, J. Waddle 1-8, T. Hill 2-5, S. Ahmed 5-3, S. Thompson 2-3.  
Buffalo: D. Singletary 10-48, J. Cook 12-39-1, J. Allen 4-20.

### PASSING (A-C-Y-TD-I):

Miami: S. Thompson 45-18-220-1-2.  
Buffalo: J. Allen 39-23-352-3-2.

### RECEIVING (Rec-Yds-TD):

Miami: T. Hill 7-69, S. Ahmed 3-45, J. Waddle 3-44, M. Gesicki 2-15-1, D. Smythe 1-20, C. Wilson 1-14, J. Wilson 1-13.  
Buffalo: S. Diggs 7-114, G. Davis 6-113-1, K. Shakir 3-51, D. Knox 3-20-1, C. Beasley 2-35-1, Q. Morris 1-12, N. Hines 1-7.

### SACKS (Sk-Yds):

Miami: Z. Sieler 2-0-4, E. Rowe 1-0-17, J. Baker 1-0-7, B. Chubb 1-0-7, C. Wilkins 1-0-1, E. Campbell 0-5-0, J. Phillips 0-5-0.  
Buffalo: M. Milano 2-0-16, E. Oliver 1-0-8, C. Basham 1-0-7.

### INTERCEPTIONS (Int-Yds):

Miami: X. Howard 1-49, J. Holland 1-29.  
Buffalo: D. Marlowe 1-10, K. Elam 1-0.

### FORCED FUMBLES:

Miami: 3.  
Buffalo: None.

### FUMBLE RECOVERIES (No-Yds):

Miami: 1-5.  
Buffalo: None.

### TEAM STATS

	MIA	BUF
<b>TOTAL FIRST DOWNS</b>	<b>16</b>	<b>25</b>
By Rushing	3	8
By Passing	12	16
By Penalty	1	1
<b>THIRD DOWN EFFICIENCY</b>	<b>4-16-25.0%</b>	<b>9-16-56.3%</b>
<b>FOURTH DOWN EFFICIENCY</b>	<b>1-2-50.0%</b>	<b>0-1-0.0%</b>
<b>TOTAL NET YARDS</b>	<b>231</b>	<b>423</b>
Total Offensive Plays	69	72
Average gain per offensive play	3.3	5.9
<b>NET YARDS RUSHING</b>	<b>42</b>	<b>107</b>
Total Rushing Plays	20	26
Average gain per rushing play	2.1	4.1
<b>NET YARDS PASSING</b>	<b>189</b>	<b>316</b>
Sacks-Yards	4-31	7-36
Gross yards passing	220	352
<b>ATTEMPTS-COMPLETIONS-INTS</b>	<b>45-18-2</b>	<b>39-23-2</b>
Avg. gain per pass play	3.9	6.9
<b>PUNTS NUMBER AND AVG.</b>	<b>6-43.7</b>	<b>5-47.8</b>
Net Punting Average	40.8	33.2
<b>TOTAL RETURN YARDAGE</b>	<b>131</b>	<b>27</b>
No. and Yards Punt Returns	2-53	3-17
No. and Yards Kickoff Returns	1-23	2-56
No. and Yards Int. Returns	2-78	2-10
<b>PENALTIES Number and Yards</b>	<b>7-34</b>	<b>2-13</b>
<b>FUMBLES Number and Lost</b>	<b>0-0</b>	<b>4-1</b>
<b>RED ZONE EFFICIENCY</b>	<b>2-4-50%</b>	<b>3-4-75%</b>
<b>GOAL TO GO EFFICIENCY</b>	<b>2-2-100%</b>	<b>2-2-100%</b>
<b>TIME OF POSSESSION</b>	<b>27:47</b>	<b>32:13</b>

# DOLPHINS INDIVIDUAL PLAYOFF RECORDS

The following individual records relate solely to service with the Miami Dolphins. They include National Football League playoff and Super Bowl statistics only. Super Bowl games are marked with a "\*\*\*."

## SERVICE

### MOST GAMES PLAYED

19	Bob Kuechenberg (1970-84)
18	Dan Marino (1983-99)
17	Vern Den Herder (1971-82)

### MOST STARTS

19	Bob Kuechenberg (1970-84)
18	Dan Marino (1983-99)
13	Kim Bokamper (1977-85)
13	Richmond Webb (1990-00)

## SCORING

### MOST POINTS

#### CAREER

64	Garo Yepremian (12 games), 28 XPs
60	Larry Csonka (12 games), 10 TDs

#### GAME

18	Larry Csonka (12/30/73 vs. Oakland)
----	-------------------------------------

### MOST TOUCHDOWNS

#### CAREER

10	Larry Csonka (12 games), 9 run, 1 pass
6	Jim Kiick (11 games), 6 run

#### GAME

3	Larry Csonka (12/30/73 vs. Oakland), 3 run
---	--

### MOST FIELD GOALS

#### CAREER

12	Garo Yepremian (12 games), 20 attempts
9	Uwe von Schamann (10 games), 15 attempts
9	Olindo Mare (eight games), 11 attempts

#### GAME

**3	Uwe von Schamann (1/20/85 vs. San Francisco), 3 attempts
3	Olindo Mare (1/2/99 vs. Buffalo), 4 attempts
3	Jason Sanders (1/15/23 at Buffalo), 3 attempts

### LONGEST FIELD GOALS

58	Pete Stoyanovich (1/5/91 vs. Kansas City)
51	Fuad Reveiz (1/4/86 vs. Cleveland)
51	Pete Stoyanovich (1/17/93 vs. Buffalo)

### MOST POINTS AFTER TOUCHDOWNS

#### CAREER

32	Uwe von Schamann (10 games), 33 attempts
28	Garo Yepremian (12 games), 29 attempts

#### GAME

6	Uwe von Schamann (1/6/85 vs. Pittsburgh), 6 attempts
5	Uwe von Schamann (1/2/82 vs. San Diego), 5 attempts

### MOST 2-POINT CONVERSIONS

#### CAREER

1	O.J. McDuffie (six games)
1	Stanley Pritchett (three games)
1	Tyreek Hill (one game)

#### GAME

1	O.J. McDuffie (12/30/95 at Buffalo)
1	Stanley Pritchett (1/2/99 vs. Buffalo)
1	Tyreek Hill (1/15/23 at Buffalo)

## RUSHING

### MOST RUSHING YARDS

#### CAREER

891	Larry Csonka (12 games), 225 attempts
454	Tony Nathan (12 games), 118 attempts

#### GAME

209	Lamar Smith (12/30/00 vs. Indianapolis)
**145	Larry Csonka (1/13/74 vs. Minnesota)

### MOST RUSHING ATTEMPTS

#### CAREER

225	Larry Csonka (12 games)
118	Tony Nathan (12 games)

#### GAME

40	Lamar Smith (12/30/00 vs. Indianapolis)
**33	Larry Csonka (1/13/74 vs. Minnesota)

### MOST RUSHING TOUCHDOWNS

#### CAREER

9	Larry Csonka (12 games)
6	Jim Kiick (11 games)

#### GAME

3	Larry Csonka (12/30/73 vs. Oakland)
2	Four times, last: Lamar Smith (12/30/00)

### MOST 100-YARD RUSHING GAMES

4	Larry Csonka (12 games)
1	Mercury Morris (10 games)
1	Andra Franklin (six games)
1	Lamar Smith (three games)

### LONGEST RUNS FROM SCRIMMAGE

**49	Larry Csonka (1/14/73 vs. Washington)
37	Larry Seiple (12/31/72 at Pittsburgh)

## PASSING

### MOST PASSING YARDS

#### CAREER

4,510	Dan Marino (18 games)
1,467	Bob Griese (12 games)

#### GAME

422	Dan Marino (12/30/95 at Buffalo), 33 of 64
421	Dan Marino (1/6/85 vs. Pittsburgh), 21 of 32

### MOST PASS ATTEMPTS

#### CAREER

687	Dan Marino (18 games)
208	Bob Griese (12 games)

#### GAME

64	Dan Marino (12/30/95 at Buffalo), 33 completions
**50	Dan Marino (1/20/85 vs. San Francisco), 29 completions

## MOST PASS COMPLETIONS

### CAREER

385	Dan Marino (18 games)
112	Bob Griese (12 games)

### GAME

33	Dan Marino (12/30/95 at Buffalo), 64 attempts
29	Don Strock (1/2/82 vs. San Diego), 43 attempts
**29	Dan Marino (1/20/85 vs. San Francisco), 50 attempts
29	Matt Moore (1/8/17 at Pittsburgh), 36 attempts

## MOST CONSECUTIVE PASS COMPLETIONS

14	Matt Moore (1/8/17 at Pittsburgh)
13	Don Strock (1/2/82 vs. San Diego)

## MOST TOUCHDOWN PASSES

### CAREER

32	Dan Marino (18 games)
10	Bob Griese (12 games)

### GAME

4	Don Strock (1/2/82 vs. San Diego)
4	Dan Marino (1/6/85 vs. Pittsburgh)

## MOST PASSES HAD INTERCEPTED

### CAREER

24	Dan Marino (18 games)
12	Bob Griese (12 games)

### GAME

4	Chad Pennington (1/4/09 vs. Baltimore), 38 attempts
3	David Woodley (1/23/83 vs. N.Y. Jets), 21 attempts
3	Dan Marino (12/30/95 at Buffalo), 64 attempts
3	Jay Fiedler (12/30/00 vs. Indianapolis), 34 attempts
3	Jay Fiedler (1/6/01 at Oakland), 37 attempts

## HIGHEST COMPLETION PERCENTAGE

### CAREER (min. 50 completions)

56.0	Dan Marino (18 games), 385 of 687 attempts
53.8	Bob Griese (12 games), 112 of 208 attempts

### GAME (min. 12 completions)

84.2	David Woodley (1/8/83 vs. New England), 16 of 19 attempts
80.6	Matt Moore (1/8/17 at Pittsburgh), 29 of 36 attempts

## MOST 300-YARD PASSING GAMES

### CAREER

4	Dan Marino (18 games)
1	Don Strock (13 games)

## LONGEST PASS PLAYS

**76t	David Woodley to Jimmy Cefalo (1/30/83 vs. Washington)
75t	Bob Griese to Paul Warfield (1/2/72 vs. Baltimore)

## RECEIVING

## MOST RECEPTIONS

### CAREER

65	Tony Nathan (12 games)
50	O.J. McDuffie (10 games)

### GAME

11	O.J. McDuffie (12/30/95 at Buffalo), 154 yards
11	Jarvis Landry (1/8/17 at Pittsburgh), 102 yards

## MOST RECEIVING YARDS

### CAREER

717	Paul Warfield (11 games), 21.1 per catch
649	Tony Nathan (12 games), 10.0 per catch

### GAME

154	O.J. McDuffie (12/30/95 at Buffalo), 11 receptions
148	Mark Duper (1/6/85 vs. Pittsburgh), 5 receptions

## MOST RECEIVING TOUCHDOWNS

### CAREER

5	Mark Duper (10 games), 32 receptions
4	Paul Warfield (11 games), 34 receptions
4	Bruce Hardy (13 games), 26 receptions
4	Keith Jackson (four games), 19 receptions

### GAME

2	Joe Rose (1/2/82 vs. San Diego)
2	Bruce Hardy (1/8/83 vs. New England)
2	Mark Duper (1/6/85 vs. Pittsburgh)
2	Keith Jackson (1/10/93 vs. San Diego)
2	Keith Jackson (1/8/95 at San Diego)

## MOST 100-YARD RECEIVING GAMES

3	Mark Duper (10 games)
3	Tony Nathan (11 games)

## PUNTING

## MOST PUNTS

### CAREER

50	Larry Seiple (11 games), 2,000 yards
40	Reggie Roby (10 games), 1,622 yards

### GAME

10	Tom Orosz (1/23/83 vs. N.Y. Jets), 333
8	Three times, last: Tom Hutton (1/15/00)

## HIGHEST PUNTING AVERAGE

### CAREER (min. 25 punts)

40.6	Reggie Roby (10 games), 40 punts
40.0	Larry Seiple (11 games), 50 punts

### GAME (min. 4 punts)

48.6	George Roberts (12/24/78 vs. Houston), 5-243
47.4	Matt Turk (1/13/02 vs. Baltimore), 5-237

## LONGEST PUNTS

64	Reggie Roby (1/5/91 vs. Kansas City), net 53
62	Reggie Roby (1/4/86 vs. Cleveland), net 62

## PUNT RETURNS

## MOST PUNT RETURNS

### CAREER

16	Tom Vigorito (seven games)
14	Jake Scott (11 games)

### GAME

6	Nate Jacquet (1/9/00 at Seattle), 10.5 avg.
5	Scott Miller (1/10/93 vs. San Diego), 9.0 avg.

## MOST PUNT RETURN YARDS

### CAREER

129	Tom Vigorito (seven games)
113	O.J. McDuffie (10 games)
110	Nate Jacquet (four games)

### GAME

66	Jeff Ogden (1/6/01 at Oakland), 3 returns
63	Nate Jacquet (1/9/00 at Seattle), 6 returns

## LONGEST PUNT RETURN

50	Cedrick Wilson Jr. (1/15/23 at Buffalo)
45	Jeff Ogden (1/6/01 at Oakland)

## HIGHEST PUNT RETURN AVERAGE

### CAREER (min. 10 returns)

8.1	Tom Vigorito (seven games), 16 returns
6.8	Jake Scott (10 games), 14 returns

### GAME (min. 3 returns)

22.0	Jeff Ogden (1/6/01 at Oakland), 3-66
10.5	Nate Jacquet (1/9/00 at Seattle), 6-63

## MOST FAIR CATCHES

### CAREER

11	Jake Scott (seven games) of 25 punts
7	O.J. McDuffie (10 games) of 16 punts

### GAME

4	Jake Scott (12/23/73 vs. Cincinnati) of five punts
---	--

## KICKOFF RETURNS

## MOST KICKOFF RETURNS

### CAREER

23	Fulton Walker (nine games)
13	Mercury Morris (10 games)

### GAME

8	Marc Logan (1/12/91 at Buffalo), 17.3 average
6	Fulton Walker (12/31/83 vs. Seattle), 17.3 average
6	Lorenzo Hampton (1/12/86 vs. New England), 15.2 average

## MOST KICKOFF RETURN YARDS

### CAREER

618	Fulton Walker (nine games)
293	Brock Marion (seven games)

### GAME

**190	Fulton Walker (1/30/83 vs. Washington)
138	Marc Logan (1/12/91 at Buffalo), long 44

## LONGEST KICKOFF RETURNS

**98t	Fulton Walker (1/30/83 vs. Washington)
89t	Nat Moore (12/21/74 at Oakland)

## HIGHEST KICKOFF RETURN AVERAGE

### CAREER (min. 10 returns)

24.9	O.J. McDuffie (10 games), 10 returns
24.4	Brock Marion (seven games), 12 returns

### GAME (min. 3 returns)

**47.5	Fulton Walker (1/30/83 vs. Washington)
24.2	John Avery (1/9/99 at Denver), 5-121

## INTERCEPTIONS

## MOST INTERCEPTIONS

### CAREER

5	Dick Anderson (11 games)
4	by five players

## GAME

3	A.J. Duhe (1/23/83 vs. N.Y. Jets), 36 yards
2	Five times, last 1992

## LONGEST INTERCEPTION RETURNS

62t	Dick Anderson (1/2/72 vs. Baltimore), John Unitas
**55t	Jake Scott (1/14/73 vs. Washington), Bill Kilmer

## SACKS

## MOST SACKS

### CAREER

8.0	Kim Bokamper (13 games)
6.0	Trace Armstrong (eight games)

### GAME

3.0	Trace Armstrong (1/9/00 at Seattle)
2.0	Bob Heinz (1/2/72 vs. Baltimore)
2.0	Bob Matheson (12/23/73 vs. Cincinnati)
2.0	Kim Bokamper (12/24/78 vs. Houston)
2.0	Kim Bokamper (1/2/82 vs. San Diego)
2.0	A.J. Duhe (1/16/83 vs. San Diego)
2.0	Kim Bokamper (1/23/83 vs. N.Y. Jets)
2.0	Marco Coleman (1/8/95 at San Diego)
2.0	<b>Zach Sieler (1/15/23 at Buffalo)</b>

## FUMBLES

## MOST FUMBLES

### CAREER

8	Dan Marino (18 games)
5	Andra Franklin (six games)

### GAME

3	Andra Franklin (1/8/83 vs. New England)
2	Eight times, last Matt Moore (1/8/17 at Pittsburgh)

## MOST OWN FUMBLE RECOVERIES

### CAREER

3	Dan Marino (18 games)
2	Bob Griese (12 games)

### GAME

2	Bob Griese (12/27/70 at Oakland)
---	----------------------------------

## MOST OPPONENT FUMBLE RECOVERIES

### CAREER

2	Doug Betters (13 games)
2	Larry Gordon (seven games)
2	Jake Scott (11 games)

### GAME

2	Larry Gordon (12/30/79 at Pittsburgh)
---	---------------------------------------

## FUMBLE RETURNS FOR TOUCHDOWN

5t	Zach Sieler (1/15/23 at Buffalo), Josh Allen
----	--

# DOLPHINS TEAM PLAYOFF RECORDS

The following team records include National Football League playoff and Super Bowl statistics only. Super Bowl games are marked with a "\*\*\*."

## SCORING

### MOST POINTS SCORED

45	1/6/85 vs. Pittsburgh
38	1/2/82 vs. San Diego

### FEWEST POINTS SCORED

0	1/6/01 at Oakland
3	1/16/72 vs. Dallas
**3	12/28/97 at New England
3	1/9/99 at Denver
3	1/13/02 vs. Baltimore

### MOST POINTS ALLOWED

62	1/15/00 at Jacksonville
44	1/12/91 at Buffalo

### FEWEST POINTS ALLOWED

0	1/2/72 vs. Baltimore
0	1/23/83 vs. N.Y. Jets
0	1/10/93 vs. San Diego

### MOST POINTS, BOTH TEAMS

79	San Diego 41, at Miami 38, OT (1/2/82)
78	at Buffalo 44, Miami 34 (1/12/91)

### FEWEST POINTS, BOTH TEAMS

14	at Miami 14, N.Y. Jets 0 (1/23/83)
20	at New England 17, Miami 3 (12/28/97)

### MOST DECISIVE WIN

31	31-0 vs. San Diego (1/10/93)
21	21-0 vs. Baltimore (1/2/72)
21	34-13 vs. San Diego (1/16/83)
21	31-10 vs. Seattle (12/29/84)

### MOST DECISIVE LOSS

55	62-7 at Jacksonville (1/15/00)
35	38-3 at Denver (1/9/99)

### MOST TOUCHDOWNS SCORED BY

#### RUSHING

3	12/30/73 vs. Oakland
**3	1/13/74 vs. Minnesota

#### PASSING

4	1/2/82 vs. San Diego
4	1/6/85 vs. Pittsburgh

#### INTERCEPTION

1	1/2/72 vs. Baltimore
1	1/23/83 vs. N. Y. Jets

#### PUNT RETURN

None

#### KICKOFF RETURN

1	12/21/74 at Oakland
**1	1/30/83 vs. Washington

#### FUMBLE RETURN

1	1/15/23 at Buffalo
---	--------------------

#### BLOCKED PUNT

1	12/24/72 vs. Cleveland
---	------------------------

### MOST TOUCHDOWNS ALLOWED BY

#### RUSHING

3	12/30/79 at Pittsburgh
3	12/30/95 at Buffalo
3	1/9/99 at Denver
3	1/15/00 at Jacksonville

#### PASSING

4	12/21/74 at Oakland
4	1/15/00 at Jacksonville
3	Six times, last 2023

#### INTERCEPTION

1	12/27/70 at Oakland
1	12/23/73 vs. Cincinnati
1	12/28/97 at New England
1	1/6/01 at Oakland
1	1/4/09 vs. Baltimore

#### PUNT RETURN

1	1/2/82 vs. San Diego
---	----------------------

#### KICKOFF RETURN

1	1/9/00 at Seattle
---	-------------------

#### FUMBLE RETURN

1	12/31/72 at Pittsburgh
**1	1/14/73 vs. Washington
1	1/9/99 at Denver
1	1/15/00 at Indianapolis

#### BLOCKED PUNT

None

### MOST POINTS IN A QUARTER, DOLPHINS

1st –	14	12/23/73 vs. Cincinnati
	**14	1/13/74 vs. Minnesota
2nd –	21	1/10/93 vs. San Diego
	20	1/16/83 vs. San Diego
3rd –	14	1/2/82 vs. San Diego
	14	12/29/84 vs. Seattle
	14	1/6/85 vs. Pittsburgh
	14	1/4/86 vs. Cleveland
4th –	22	12/30/95 at Buffalo
	14	1/5/91 vs. Kansas City
	14	1/12/91 at Buffalo

### MOST POINTS IN A QUARTER, OPPONENT

1st –	24	1/2/82 vs. San Diego	
	24	1/15/00 at Jacksonville	
	20	12/30/79 at Pittsburgh	
2nd –	**21	1/20/85 vs. San Francisco	
	17	1/15/00 at Jacksonville	
3rd –	14	1/15/00 at Jacksonville	
	14	1/15/23 at Buffalo	
	10	12/30/73 vs. Oakland	
	**10	1/20/85 vs. San Francisco	
	10	1/17/93 vs. Buffalo	
	10	12/28/97 at New England	
	10	1/8/17 at Pittsburgh	
	4th –	14	12/21/74 at Oakland
		**14	1/30/83 vs. Washington
		14	1/12/91 at Buffalo
14		1/9/99 at Denver	

### MOST POINTS IN A HALF, DOLPHINS

1st –	27	1/16/83 vs. San Diego
	24	1/6/85 vs. Pittsburgh

2nd –	22	12/30/95 at Buffalo
	21	Three times, last 1986

### MOST POINTS IN A HALF, OPPONENT

1st –	41	1/15/00 at Jacksonville
	**28	1/20/85 vs. San Francisco
	27	1/12/91 at Buffalo
2nd –	21	12/21/74 at Oakland
	21	1/15/00 at Jacksonville
	20	12/31/83 vs. Seattle

## FIRST DOWNS

### MOST FIRST DOWNS

29	1/16/83 vs. San Diego
28	1/6/85 vs. Pittsburgh

### FEWEST FIRST DOWNS

**9	1/30/83 vs. Washington
9	1/13/02 vs. Baltimore
**10	1/16/72 vs. Dallas
10	12/28/97 at New England
10	1/15/00 at Jacksonville
10	1/6/01 at Oakland

### MOST FIRST DOWNS ALLOWED

34	1/2/82 vs. San Diego
**31	1/20/85 vs. San Francisco

### FEWEST FIRST DOWNS ALLOWED

8	12/29/84 vs. Seattle
10	1/23/83 vs. N.Y. Jets
10	1/10/93 vs. San Diego

### MOST FIRST DOWNS BY

#### RUSHING

18	12/23/73 vs. Cincinnati
18	12/30/73 vs. Oakland

#### PASSING

21	1/2/82 vs. San Diego
20	12/30/95 at Buffalo

#### PENALTY

5	1/2/99 vs. Buffalo
---	--------------------

### FEWEST FIRST DOWNS BY

#### RUSHING

0	1/15/00 at Jacksonville
0	1/6/01 at Oakland
1	1/9/99 at Denver
1	1/13/02 vs. Baltimore
1	1/8/17 at Pittsburgh

#### PASSING

2	12/30/73 vs. Oakland
**2	1/30/83 vs. Washington

### MOST FIRST DOWNS ALLOWED BY

#### RUSHING

18	12/30/95 at Buffalo
**16	1/20/85 vs. San Francisco

#### PASSING

21	1/2/82 vs. San Diego
17	12/31/94 vs. Kansas City

#### PENALTY

3	Five times, last at Pittsburgh, 1/8/17
---	--

### FEWEST FIRST DOWNS ALLOWED BY

#### RUSHING

0	1/9/00 at Seattle
2	1/23/83 vs. N.Y. Jets
2	12/29/84 vs. Seattle

#### PASSING

5	1/4/86 vs. Cleveland
6	Six times, last 1985

## NET YARDS

### MOST NET YARDS GAINED

569	1/6/85 vs. Pittsburgh
502	12/30/95 at Buffalo

### FEWEST NET YARDS GAINED

133	1/15/00 at Jacksonville
151	1/13/02 vs. Baltimore

### MOST NET YARDS ALLOWED

564	1/2/82 vs. San Diego
**537	1/20/85 vs. San Francisco

### FEWEST NET YARDS ALLOWED

139	1/23/83 vs. N.Y. Jets
171	1/9/00 at Seattle

## RUSHING

### MOST RUSHING YARDS

266	12/30/73 vs. Oakland, 53 att.
258	12/30/00 vs. Indianapolis, 48 att.

### FEWEST RUSHING YARDS

14	1/9/99 at Denver
23	1/15/00 at Jacksonville

### MOST RUSHING YARDS ALLOWED

341	12/30/95 at Buffalo, 52 att.
**276	1/30/83 vs. Washington, 52 att.

### FEWEST RUSHING YARDS ALLOWED

41	1/9/00 at Seattle, 20 att.
51	12/29/84 vs. Seattle, 18 att.

### MOST RUSHING ATTEMPTS

56	1/16/83 vs. San Diego, 214 yards
53	Two times, last: 1974

### FEWEST RUSHING ATTEMPTS

8	1/8/95 at San Diego
**9	1/20/85 vs. San Francisco, 25 yards
11	1/13/93 vs. Buffalo, 33 yards

### MOST RUSHING ATTEMPTS, OPPONENTS

59	1/12/86 vs. New England, 255 yards
**52	1/30/83 vs. Washington, 276 yards
52	12/30/95 at Buffalo, 341 yards

### FEWEST RUSHING ATTEMPTS, OPPONENTS

16	1/10/93 vs. San Diego, 70 yards
17	1/16/83 vs. San Diego, 79 yards

## PASSING

### MOST NET YARDS PASSING

435	1/6/85 vs. Pittsburgh
432	12/30/95 at Buffalo

**FEWEST NET YARDS PASSING**

26	12/30/73 vs. Oakland
60	1/23/83 vs. N.Y. Jets

**MOST NET YARDS PASSING ALLOWED**

415	1/2/82 vs. San Diego
339	1/12/91 at Buffalo
339	1/2/99 vs. Buffalo

**FEWEST NET YARDS PASSING ALLOWED**

62	1/4/86 vs. Cleveland
71	1/12/86 vs. New England

**MOST PASS ATTEMPTS**

66	12/30/95 at Buffalo
**50	1/20/85 vs. San Francisco

**FEWEST PASS ATTEMPTS**

6	12/30/73 vs. Oakland
**7	1/13/74 vs. Minnesota

**MOST PASS ATTEMPTS, OPPONENT**

54	1/2/82 vs. San Diego
45	1/10/93 vs. San Diego

**FEWEST PASS ATTEMPTS, OPPONENT**

12	1/2/86 vs. New England
16	12/27/70 at Oakland

**MOST PASS COMPLETIONS**

34	12/30/95 at Buffalo
31	1/2/82 vs. San Diego

**FEWEST PASS COMPLETIONS**

3	12/30/73 vs. Oakland
4	Two times, last: 1983

**FEWEST PASS ATTEMPTS**

6	12/30/73 vs. Oakland
**7	1/13/74 vs. Minnesota

**MOST PASS COMPLETIONS, OPPONENT**

33	1/2/82 vs. San Diego
28	1/8/95 at San Diego
26	12/31/94 vs. Kansas City

**FEWEST PASS COMPLETIONS, OPPONENT**

8	1/27/70 at Oakland
9	1/24/72 vs. Cleveland
9	1/4/09 vs. Baltimore

**INTERCEPTIONS****MOST INTERCEPTIONS**

5	12/24/72 vs. Cleveland
5	1/16/83 vs. San Diego
5	1/23/83 vs. N.Y. Jets

**MOST INTERCEPTIONS, OPPONENT**

4	1/4/09 vs. Baltimore
3	12/24/78 vs. Houston
3	1/23/83 vs. N.Y. Jets
3	12/30/95 at Buffalo
3	12/30/00 vs. Indianapolis
3	1/6/01 at Oakland

**PUNTING****MOST PUNTS**

10	1/23/83 vs. N.Y. Jets
9	1/15/00 at Jacksonville

**MOST PUNT YARDS**

356	1/15/00 at Jacksonville
333	1/23/83 vs. N.Y. Jets

**FEWEST PUNTS**

1	12/30/73 vs. Oakland
1	1/8/83 vs. New England
1	1/2/99 vs. Buffalo

**MOST PUNTS, OPPONENT**

10	1/23/83 vs. N.Y. Jets
7	Six times, last: 1/9/00 at Seattle

**MOST PUNT YARDS, OPPONENT**

357	1/23/83 vs. N.Y. Jets
335	1/9/00 at Seattle

**FEWEST PUNTS, OPPONENT**

1	1/12/91 at Buffalo
2	Eight times, last: at Pittsburgh, 1/8/17

**MOST PUNTS, BOTH TEAMS**

20	1/23/83 vs. N.Y. Jets
15	1/10/93 vs. San Diego
15	1/9/00 at Seattle

**FEWEST PUNTS, BOTH TEAMS**

3	12/30/73 vs. Oakland
3	1/12/91 at Buffalo
3	1/2/99 vs. Buffalo

**HIGHEST PUNTING AVERAGE**

x-48.6 12/24/72 vs. Houston

**HIGHEST PUNTING AVERAGE, OPPONENT**

x-51.3 12/31/72 at Pittsburgh

x - minimum 4 punts

**SACKS****MOST SACKS**

7-36	1/15/23 at Buffalo
6-32	1/9/00 at Seattle

**MOST SACKS, OPPONENT**

5-31	1/15/00 at Jacksonville
5-36	1/8/17 at Pittsburgh

**FUMBLES****MOST FUMBLES**

6	1/15/00 at Jacksonville
5	1/12/86 vs. New England

**MOST FUMBLES LOST**

6-5	1/15/00 at Jacksonville
5-4	1/12/86 vs. New England

**MOST FUMBLES, OPPONENT**

4	12/27/70 vs. Oakland
4	1/2/99 vs. Buffalo
4	1/15/23 at Buffalo
3	Eight times, last: 1994

**MOST FUMBLES LOST, OPPONENT**

4-4	1/2/99 vs. Buffalo
3-3	12/30/79 at Pittsburgh
3-3	1/2/82 vs. San Diego
3-3	1/8/83 vs. New England

# OPPONENTS PLAYOFF RECORDS

The following individual records relate solely to play against the Miami Dolphins. They include National Football League playoff and Super Bowl statistics only. Super Bowl games are marked with a \*\*\*\*.

## RUSHING

### MOST RUSHING YARDS

#### CAREER

404	Thurman Thomas, Buffalo (four games)
199	Terrell Davis, Denver (one game)

#### GAME

199	Terrell Davis, Denver (1/9/99 at Denver), 21 attempts
167	Le'Veon Bell, Pittsburgh (1/8/17 at Pittsburgh), 29 attempts

### MOST RUSHING ATTEMPTS

#### CAREER

84	Thurman Thomas, Buffalo (four games)
42	Marv Hubbard, Oakland (three games)

#### GAME

**38	John Riggins, Washington (1/30/83 at Pasadena), 166 yards
32	Thurman Thomas, Buffalo (1/12/91 at Buffalo), 117 yards

### MOST RUSHING TOUCHDOWNS

#### CAREER

4	Thurman Thomas, Buffalo (four games)
2	Earnest Byner, Cleveland (one game)
2	Chuck Muncie, San Diego (two games)
2	Curt Warner, Seattle (one game)
2	Terrell Davis, Denver (one game)
2	Le'Veon Bell, Pittsburgh (one game)

#### GAME

2	Earnest Byner, Cleveland (1/4/86 at Miami)
2	Thurman Thomas, Buffalo (1/12/91 at Buffalo)
2	Curt Warner, Seattle (12/31/83 at Miami)
2	Terrell Davis, Denver (1/9/99 at Denver)
2	Le'Veon Bell, Pittsburgh (1/8/17 at Pittsburgh)

### LONGEST RUNS FROM SCRIMMAGE

90t	Fred Taylor, Jacksonville (1/15/00 at Jacksonville)
66t	Earnest Byner, Cleveland (1/4/86 at Miami)

## PASSING

### MOST YARDS PASSING

#### CAREER

711	Jim Kelly, Buffalo (three games)
645	Joe Montana, S.F., K.C. (two games)

#### GAME

433	Dan Fouts, San Diego (1/2/82 at Miami), 33 of 53
360	Doug Flutie, Buffalo (1/2/99 at Miami), 21 of 36

### MOST PASS ATTEMPTS

#### CAREER

87	Stan Humphries, San Diego (two games)
87	Dan Fouts, San Diego (two games)

#### GAME

53	Dan Fouts, San Diego (1/2/82 at Miami), 33 comp.
44	Stan Humphries, San Diego (1/10/93 at Miami), 18 comp.

### MOST PASS COMPLETIONS

#### CAREER

50	Joe Montana, S.F., K.C. (two games)
48	Dan Fouts, San Diego (two games)
48	Jim Kelly, Buffalo (three games)

#### GAME

33	Dan Fouts, San Diego (1/2/82 at Miami), 53 attempts
28	Stan Humphries, San Diego (1/8/95 at San Diego), 43 attempts

### MOST TOUCHDOWN PASSES

#### CAREER

5	Ken Stabler, Oakland (two games)
5	Joe Montana, S.F., K.C. (two games)
5	Jim Kelly, Buffalo (three games)

#### GAME

4	Ken Stabler, Oakland (12/21/74 at Oakland)
3	Tony Eason, New England (1/12/86 at Miami)
3	Dan Fouts, San Diego (1/2/82 at Miami)
3	Jim Kelly, Buffalo (1/12/91 at Buffalo)
3	Mark Malone, Pittsburgh (1/6/85 at Miami)
**3	Joe Montana, San Francisco (1/20/85 vs. Miami)
3	Josh Allen, Buffalo (1/15/23 at Buffalo)

### MOST PASSES HAD INTERCEPTED

#### CAREER

6	Dan Fouts, San Diego (two games)
6	Stan Humphries, San Diego (two games)

#### GAME

5	Dan Fouts, San Diego (1/16/83 at Miami), 34 attempts
5	Mike Phipps, Cleveland (12/24/72 at Miami), 23 attempts
5	Richard Todd, N.Y. Jets (1/23/83 at Miami), 37 attempts

### LONGEST PASSES FROM SCRIMMAGE

82t	Daryle Lamonica to Rod Sherman, Oakland (12/27/70 at Oakland)
72t	Ken Stabler to Cliff Branch, Oakland (12/21/74 at Oakland)

## RECEIVING

### MOST RECEPTIONS

#### CAREER

16	Ronnie Harmon, San Diego (two games)
14	Kellen Winslow, San Diego (two games)

#### GAME

13	Kellen Winslow, San Diego (1/2/82 at Miami), 166 yards
9	Lenvil Elliott, Cincinnati (12/23/73 at Miami), 53 yards
9	Ronnie Harmon, San Diego (1/10/93 at Miami), 73 yards
9	Eric Moulds, Buffalo (1/2/99 at Miami), 240 yards

### MOST RECEIVING YARDS

#### CAREER

240	Eric Moulds, Buffalo (one game)
207	Andre Reed, Buffalo (four games)

#### GAME

240	Eric Moulds, Buffalo (1/2/99 at Miami), 9 receptions
166	Kellen Winslow, San Diego (1/2/82 at Miami), 13 receptions



## MOST RECEIVING TOUCHDOWNS

### CAREER

3	John Stallworth, Pittsburgh (two games)
2	James Brooks, San Diego (two games)
2	Fred Biletnikoff, Oakland (three games)
2	Roger Craig, San Francisco (one game)
2	Andre Reed, Buffalo (four games)
2	Jimmy Smith, Jacksonville (one game)
2	Antonio Brown, Pittsburgh (one game)

### GAME

2	James Brooks, San Diego (1/2/82 at Miami)
**2	Roger Craig, San Francisco (1/20/85 vs. Miami)
2	Andre Reed, Buffalo (1/21/91 at Buffalo)
2	John Stallworth, Pittsburgh (1/6/85 at Miami)
2	Jimmy Smith, Jacksonville (1/15/00 at Jacksonville)
2	Antonio Brown, Pittsburgh (1/8/17 at Pittsburgh)

## FIELD GOALS

### MOST FIELD GOALS

#### CAREER

9	Steve Christie, Buffalo (three games)
4	Matt Stover, Baltimore (two games)

#### GAME

5	Steve Christie, Buffalo (1/17/93 at Miami) of 6
3	Five times, last: Mike Vanderjagt, Indianapolis (12/30/00 at Miami)

### LONGEST FIELD GOALS

50	Todd Peterson, Seattle (1/9/00 at Seattle)
50	Mike Vanderjagt, Indianapolis (12/30/00 at Miami)

## INTERCEPTIONS

### MOST INTERCEPTIONS

#### CAREER

3	John Harris, Seattle (two games)
---	----------------------------------

### GAME

2	Ken Schroy, N.Y. Jets (1/23/83 at Miami), 1 yd.
2	John Harris, Seattle (12/29/84 at Miami), 45 yds.
2	Aaron Beasley, Jacksonville (1/15/00 at Jacksonville), 5 yds.
2	Chad Cota, Indianapolis (12/30/00 at Miami), 23 yds.
2	Tory James, Oakland (1/6/01 at Oakland), 98 yds.

### LONGEST INTERCEPTION RETURNS

90t	Tory James, Oakland (Jay Fiedler), 1/6/01 at Oakland
64t	Ed Reed, Baltimore (Chad Pennington), 1/4/09 at Miami

## LONGEST PLAYS

### PUNTS

63	Ray Guy, Oakland (12/30/73 at Miami)
60	Bob Walden, Pittsburgh (12/31/72 at Pittsburgh)

### PUNT RETURNS

56t	Wes Chandler, San Diego (1/2/82 at Miami)
38	Thom Darden, Cleveland (12/24/72 at Miami)

### KICKOFF RETURNS

85t	Charlie Rogers, Seattle (1/9/00 at Seattle)
59	Zachary Dixon, Seattle (12/31/83 at Miami)

### FUMBLE RECOVERIES

79t	Neil Smith, Denver (Oronde Gadsden), 1/9/99 at Denver
**49t	Mike Bass, Washington (Garo Yepremian), 1/14/73 at Los Angeles

# ALL-TIME PLAYOFF LEADERS

*(boldface indicates active player)*

## RUSHING

	PLAYER	GAMES	NO.	YDS.	AVG.	LG	TD
1.	Larry Csonka	12	225	891	4.0	49	9
2.	Tony Nathan	12	118	454	3.8	26	3
3.	Mercury Morris	10	95	440	4.6	27	1
4.	Jim Kiick	11	115	401	3.5	27	6
5.	Andra Franklin	6	93	335	3.6	29	2
6.	Lamar Smith	3	54	219	4.1	24	2
7.	Sammie Smith	2	41	181	4.4	17	0
8.	Woody Bennett	10	59	179	3.0	17	4
9.	Bernie Parmalee	7	53	150	2.8	16	1
10.	Karim Abdul-Jabbar	3	35	116	3.3	18	1
11.	J.J. Johnson	5	38	107	2.8	18	1
12.	David Woodley	5	17	102	6.0	12	1
13.	Aaron Craver	4	12	98	8.2	25t	1
14.	Bobby Humphrey	2	31	93	3.0	15	0
15.	Bob Griese	12	13	84	6.5	25	0
16.	Benny Malone	3	14	83	5.9	23t	1
17.	Jay Fiedler	3	13	71	5.5	11	0
18.	Joe Carter	4	9	66	7.3	19	0
19.	Pete Johnson	3	16	61	3.8	14	0
20.	Ron Davenport	2	9	54	6.0	31t	2
21.	David Overstreet	1	9	50	5.6	13	0
22.	Irving Spikes	3	9	49	5.4	23	0
23.	Leroy Harris	1	9	43	4.8	9	0
24.	Delvin Williams	2	21	42	2.0	9	0
25.	Autry Denson	4	16	41	2.6	17	0

## RUSHING

PLAYER	GAMES	NO.	YDS.	AVG.	LG	TD
26. Larry Seiple	11	1	37	37.0	37	0
27. Paul Warfield	11	4	34	8.5	25	0
28. Jay Ajayi	1	16	33	2.1	8	0
29. O.J. McDuffie	10	3	31	10.3	19	0
30. Marc Logan	2	12	23	1.9	7	0
<b>Jeff Wilson Jr.</b>	<b>1</b>	<b>10</b>	<b>23</b>	<b>2.3</b>	<b>6</b>	<b>1</b>
32. Keith Byars	1	4	22	5.5	10	0
33. Ronnie Brown	1	12	19	1.6	6	0
34. John Kidd	4	1	18	18.0	18	0
35. Don Nottingham	6	2	17	8.5	12	0
Tom Vigorito	7	4	17	4.3	6	0
Ricky Williams	1	4	17	4.3	7	0
38. Stanley Pritchett	5	8	16	2.0	7	0
39. Lousaka Polite	1	3	15	5.0	11	0
40. Damien Williams	1	3	14	4.7	15	0
Travis Minor	1	5	14	2.8	5	0
42. Gary Davis	1	2	12	6.0	9	0
43. Tom Orosz	5	1	11	11.0	11	0
44. Ray Lucas	1	1	10	10.0	10	0
45. Eddie Hill	12	3	8	2.7	4	0
Terry Kirby	1	2	8	4.0	7	1
Charles Leigh	9	1	8	8.0	8	0
<b>Jaylen Waddle</b>	<b>1</b>	<b>1</b>	<b>8</b>	<b>8.0</b>	<b>8</b>	<b>0</b>
49. Nat Moore	13	1	7	7.0	7	0
50. Tony Martin	8	1	6	6.0	6	0
51. <b>Tyreek Hill</b>	<b>1</b>	<b>2</b>	<b>5</b>	<b>2.5</b>	<b>8</b>	<b>0</b>
52. Jerris McPhail	1	1	4	4.0	4	0
53. <b>Salvon Ahmed</b>	<b>1</b>	<b>5</b>	<b>3</b>	<b>0.6</b>	<b>6</b>	<b>0</b>
John Avery	2	1	3	3.0	3	0
Earl Morrall	2	4	3	0.8	3	0
Michael Thomas	1	1	3	3.0	3	0
<b>Skyлар Thompson</b>	<b>1</b>	<b>2</b>	<b>3</b>	<b>1.5</b>	<b>2</b>	<b>0</b>
58. Matt Moore	1	1	2	2.0	2	0
Tony Paige	4	1	2	2.0	2	0
60. Patrick Cobbs	1	1	1	1.0	1	0
Duriel Harris	7	1	1	1.0	1	0
Dan Marino	18	15	1	0.1	5	1
63. Norm Bulaich	2	2	0	0.0	0	0
Mark Clayton	10	1	0	0.0	0	0
Damon Huard	4	3	0	0.0	2	0
Chad Pennington	1	1	0	0.0	0	0
67. Scott Mitchell	2	1	-1	-1.0	-1	0
68. Don Strock	13	1	-2	-2.0	-2	0
69. James Saxton	4	2	-3	-1.5	0	0
70. Jim Jensen	13	2	-6	-3.0	-3	0
71. Tom Hutton	2	1	-8	-8.0	-8	0
72. George Roberts	2	1	-9	-9.0	-9	0

## PASSING

PLAYER	GAMES	ATT.	COMP.	YDS.	PCT.	TD	INT	RATE
1. Dan Marino	18	687	385	4510	56.0	32	24	77.1
2. Bob Griese	12	208	112	1467	53.8	10	12	68.3
3. David Woodley	5	81	48	645	59.3	0	1	74.4
4. Don Strock	13	62	38	551	61.3	4	3	91.5
5. Jay Fiedler	3	99	52	483	52.5	1	7	40.1
6. Matt Moore	1	36	29	289	80.6	1	1	97.8
7. Chad Pennington	1	38	25	252	65.8	1	4	53.7
8. <b>Skyлар Thompson</b>	<b>1</b>	<b>45</b>	<b>18</b>	<b>220</b>	<b>40.0</b>	<b>1</b>	<b>2</b>	<b>44.7</b>
9. Earl Morrall	2	24	13	139	54.2	1	1	67.9
10. Damon Huard	4	16	5	46	31.3	0	0	40.6
11. Tony Nathan	12	2	2	34	1.000	0	0	118.8
12. Bernie Kosar	1	1	1	10	1.000	0	0	108.3
13. Marlin Briscoe	7	1	0	0	0.0	0	1	0.0
Mark Clayton	10	1	0	0	0.0	0	0	39.6
O.J. McDuffie	10	1	0	0	0.0	0	0	39.6

## RECEIVING

	PLAYER	GAMES	NO.	YDS.	AVG.	LG	TD
1.	Tony Nathan	12	65	649	10.0	39	2
2.	O.J. McDuffie	10	50	603	12.1	31	1
3.	Paul Warfield	11	34	717	21.1	75t	4
4.	Mark Duper	10	32	595	18.6	64t	5
5.	Mark Clayton	10	31	498	16.1	40t	3
6.	Bruce Hardy	13	26	336	12.9	50t	4
7.	Nat Moore	12	23	291	12.7	40	3
	Oronde Gadsden	7	23	288	12.5	52	2
9.	Duriel Harris	7	19	303	15.9	36	1
	Keith Jackson	4	19	262	13.8	31	4
11.	Joe Rose	11	18	260	14.4	35	2
	Jim Kiick	11	18	115	6.4	21	0
13.	Tony Martin	8	17	224	13.2	23	1
14.	Bernie Parmalee	7	16	130	8.1	26	0
15.	Irving Fryar	3	14	170	12.1	24	1
16.	Howard Twilley	11	13	186	14.3	28t	1
17.	Jimmy Cefalo	10	12	297	24.8	76t	2
18.	Jarvis Landry	1	11	102	9.3	17	0
	Tony Paige	4	11	50	4.5	9	2
20.	Lamar Thomas	3	10	129	12.9	42	1
	Marv Fleming	10	10	114	11.4	27	1
22.	Tom Vigorito	7	9	103	11.4	33	0
	Jim Mandich	11	9	86	9.6	19	1
	Bobby Humphrey	2	9	71	7.9	20	0
	Aaron Craver	4	9	71	7.9	15	0
26.	Dan Johnson	5	8	84	10.5	21	3
	Terry Kirby	1	8	68	8.5	19	0
	Autry Denson	4	8	60	7.5	14	0
29.	<b>Tyreek Hill</b>	<b>1</b>	<b>7</b>	<b>69</b>	<b>9.9</b>	<b>19</b>	<b>0</b>
	J.J. Johnson	5	7	39	5.6	11	0
	Delvin Williams	2	7	34	4.9	8	0
32.	Ronnie Brown	1	6	43	7.2	23	1
33.	Kenny Stills	1	5	82	16.4	36	0
	Ferrell Edmunds	4	5	70	14.0	37	0
	Dedric Ward	1	5	55	11.0	19	0
	Jim Jensen	13	5	49	9.8	12	0
	Stanley Pritchett	5	5	40	8.0	12	0
	Ted Ginn, Jr.	1	5	38	7.6	9	0
	Dion Sims	1	5	34	6.8	17	0
	Troy Drayton	3	5	30	6.0	10	0
	Jerris McPhail	1	5	28	5.6	16	0
	Lamar Smith	3	5	28	5.6	8	0
43.	Patrick Cobbs	1	4	55	13.8	30	0
	DeVante Parker	1	4	55	13.8	37	0
	Marlin Briscoe	7	4	42	10.5	18	0
	Brandon London	1	4	38	9.5	10	0
	Rob Konrad	4	4	37	9.3	13	0
	Keith Byars	1	4	30	7.5	12	0
	Larry Csonka	12	4	26	6.5	9t	1
	James McKnight	1	4	26	6.5	12	0
	Leslie Shepherd	1	4	20	5.0	11	0
52.	<b>Salvon Ahmed</b>	<b>1</b>	<b>3</b>	<b>45</b>	<b>15.0</b>	<b>20</b>	<b>0</b>
	<b>Jaylen Waddle</b>	<b>1</b>	<b>3</b>	<b>44</b>	<b>14.7</b>	<b>25</b>	<b>0</b>
	Mike Williams	4	3	44	14.7	19	1
	Ed Perry	6	3	32	10.7	22	0
	Sammie Smith	2	3	31	10.3	13	0
	Jed Weaver	3	3	31	10.3	20	1
	James Saxon	4	3	29	9.7	9	0
	Ron Davenport	2	3	23	7.7	9	0
	David Martin	1	3	16	5.3	15	0
	Jay Ajayi	1	3	12	4.0	5	0
	Karim Abdul-Jabbar	3	3	9	3.0	5	0
	Mercury Morris	10	3	9	3.0	9	0
64.	Randal Hill	1	2	59	29.5	45t	1
	Davone Bess	1	2	54	27.0	45	0
	Gary Clark	1	2	41	20.5	31	0
	Willie Richardson	1	2	30	15.0	19	1
	Woody Bennett	10	2	26	13.0	20	0
	Gary Davis	1	2	24	12.0	14	0
	Andre Tillman	1	2	24	12.0	13t	1
	Fred Banks	2	2	18	9.0	13	0

## RECEIVING

PLAYER	GAMES	NO.	YDS.	AVG.	LG	TD
Mike Gesicki	1	2	15	7.5	8	1
Norm Bulaich	2	2	14	7.0	8	0
Ronnie Lee	11	2	12	6.0	6t	1
Marc Logan	2	2	8	4.0	6	0
Travis Minor	1	2	4	2.0	4	0
Eddie Hill	12	2	3	1.5	2	0
78. Leroy Harris	1	1	21	21.0	21	0
<b>Durham Smythe</b>	<b>1</b>	<b>1</b>	<b>20</b>	<b>20.0</b>	<b>20</b>	<b>0</b>
<b>Cedrick Wilson Jr.</b>	<b>1</b>	<b>1</b>	<b>14</b>	<b>14.0</b>	<b>14</b>	<b>0</b>
Brett Perriman	1	1	13	13.0	13	0
<b>Jeff Wilson Jr.</b>	<b>1</b>	<b>1</b>	<b>13</b>	<b>13.0</b>	<b>13</b>	<b>0</b>
Charles Jordan	1	1	11	11.0	11	0
Scott Miller	4	1	10	10.0	10	0
Don Nottingham	6	1	9	9.0	9	0
Tim Ruddy	11	1	8	8.0	8	0
Ricky Williams	1	1	8	8.0	8	0
Hunter Goodwin	5	1	6	6.0	6	0
Nate Jacquet	4	1	6	6.0	6	0
Jeff Ogden	3	1	6	6.0	6	0
Rich Diana	4	1	5	5.0	5	0
Damien Williams	1	1	4	4.0	4t	1
Joe Carter	4	1	2	2.0	2t	0
Roy Foster	12	1	2	2.0	2t	1
Ronnie Williams	3	1	1	1.0	1	1
Bob Torrey	1	1	0	0.0	0	0

## SCORING

PLAYER	GAMES	TD	TDR	TDP	TDR%	FG	PAT	PTS.
1. Garo Yepremian	12	0	0	0	0	12	28	64
2. Larry Csonka	12	10	9	1	0	0	0	60
3. Uwe von Schamann	10	0	0	0	0	9	32	59
4. Pete Stoyanovich	7	0	0	0	0	7	19	40
5. Jim Kiick	11	6	6	0	0	0	0	36
6. Olindo Mare	8	0	0	0	0	9	6	33
7. Mark Duper	10	5	0	5	0	0	0	30
Tony Nathan	11	5	3	2	0	0	0	30
9. Woody Bennett	10	4	4	0	0	0	0	24
Bruce Hardy	13	4	0	4	0	0	0	24
Keith Jackson	4	4	0	4	0	0	0	24
Nat Moore	13	4	0	3	1	0	0	24
Paul Warfield	11	4	0	4	0	0	0	24
14. Mark Clayton	10	3	0	3	0	0	0	18
Dan Johnson	5	3	0	3	0	0	0	18
16. Jimmy Cefalo	10	2	0	2	0	0	0	12
Ron Davenport	2	2	2	0	0	0	0	12
Andra Franklin	6	2	2	0	0	0	0	12
Oronde Gadsden	7	2	0	2	0	0	0	12
Tony Paige	4	2	0	2	0	0	0	12
Joe Rose	11	2	0	2	0	0	0	12
Lamar Smith	3	2	2	0	0	0	0	12
23. <b>Jason Sanders</b>	<b>1</b>	<b>0</b>	<b>0</b>	<b>0</b>	<b>0</b>	<b>3</b>	<b>2</b>	<b>11</b>
24. O.J. McDuffie	10	1	0	1	0	0	0	8#
25. Fuad Revez	2	0	0	0	0	1	5	8
26. Karim Abdul-Jabbar	3	1	1	0	0	0	0	6
Dick Anderson	11	1	0	0	1	0	0	6
Charlie Babb	9	1	0	0	1	0	0	6
Ronnie Brown	1	1	0	1	0	0	0	6
Aaron Craver	4	1	1	0	0	0	0	6
A.J. Duhe	11	1	0	0	1	0	0	6
Randal Hill	1	1	0	1	0	0	0	6
Marv Fleming	10	1	0	1	0	0	0	6
Roy Foster	12	1	0	1	0	0	0	6
Andrew Franks	1	0	0	0	0	2	0	6
Irving Fryar	3	1	0	1	0	0	0	6
Mike Gesicki	1	1	0	1	0	0	0	6
Duriel Harris	7	1	0	1	0	0	0	6
J.J. Johnson	5	1	1	0	0	0	0	6
Terry Kirby	1	1	1	0	0	0	0	6
Ronnie Lee	11	1	0	1	0	0	0	6
Benny Malone	3	1	1	0	0	0	0	6
Jim Mandich	11	1	0	1	0	0	0	6

## SCORING

PLAYER	GAMES	TD	TDR	TDP	TDRT	FG	PAT	PTS.
Dan Marino	18	1	1	0	0	0	0	6
Tony Martin	8	1	0	1	0	0	0	6
Mercury Morris	10	1	1	0	0	0	0	6
Bernie Parmalee	7	1	1	0	0	0	0	6
Willie Richardson	1	1	0	1	0	0	0	6
<b>Zach Sieler</b>	<b>1</b>	<b>1</b>	<b>0</b>	<b>0</b>	<b>1</b>	<b>0</b>	<b>0</b>	<b>6</b>
Lamar Thomas	3	1	0	1	0	0	0	6
Andre Tillman	1	1	0	1	0	0	0	6
Howard Twilley	11	1	0	1	0	0	0	6
Fulton Walker	9	1	0	0	1	0	0	6
Jed Weaver	3	1	0	1	0	0	0	6
Damien Williams	1	1	0	1	0	0	0	6
Mike Williams	4	1	0	1	0	0	0	6
Ronnie Williams	3	1	0	1	0	0	0	6
<b>Jeff Wilson Jr.</b>	<b>1</b>	<b>1</b>	<b>1</b>	<b>0</b>	<b>0</b>	<b>0</b>	<b>0</b>	<b>6</b>
David Woodley	5	1	1	0	0	0	0	6
Dan Carpenter	1	0	0	0	0	1	0	3
60. <b>Tyreek Hill</b>	<b>1</b>	<b>0</b>	<b>0</b>	<b>0</b>	<b>0</b>	<b>0</b>	<b>0</b>	<b>2#</b>
Stanley Pritchett	5	0	0	0	0	0	0	2#

\* — safety # — two point conversion ^ — defensive two point conversion

## INTERCEPTIONS

	PLAYER	GAMES	NO.	YDS.	AVG.	LG	TD
1.	Dick Anderson	11	5	107	21.4	62	1
2.	Jake Scott	11	4	76	19.0	55	0
	Gerald Small	7	4	42	10.5	18	0
	A.J. Duhe	11	4	36	9.0	35	1
	Glenn Blackwood	11	4	27	6.8	19	0
	Lyle Blackwood	9	4	11	2.8	8	0
7.	Curtis Johnson	11	3	43	14.3	33	0
	Troy Vincent	5	3	2	0.7	2	0
9.	<b>Xavien Howard</b>	<b>2</b>	<b>2</b>	<b>60</b>	<b>30.0</b>	<b>49</b>	<b>0</b>
10.	J.B. Brown	7	2	56	28.0	32	0
	Brock Marion	7	2	50	25.0	31	0
	Nick Buoniconti	11	2	38	19.0	32	0
	Don McNeal	10	2	36	18.0	20	0
	Louis Oliver	5	2	21	10.5	21	0
	Mike Kolen	10	2	16	8.0	11	0
	Doug Swift	11	2	12	6.0	12	0
	Jarvis Williams	4	2	0	0.0	0	0
18.	William Judson	10	1	34	34.0	34	0
	<b>Jevon Holland</b>	<b>1</b>	<b>1</b>	<b>29</b>	<b>29.0</b>	<b>29</b>	<b>0</b>
	Bob Matheson	12	1	29	29.0	29	0
	Gene Atkins	3	1	26	26.0	26	0
	Michael Thomas	1	1	16	16.0	16	0
	Frankie Smith	2	1	14	14.0	14	0
	Bryan Cox	5	1	7	7.0	7	0
	Terrell Buckley	6	1	6	6.0	6	0
	Paul Lankford	12	1	2	2.0	2	0
	Calvin Jackson	6	1	0	0.0	0	0
	Michael Stewart	3	1	0	0.0	0	0

## LIGHTS, CAMERA, HARD ROCK STADIUM

Hard Rock Stadium has not only been host to championship sporting events, the venue has also served as a backdrop to some of the most popular films of the past quarter century. Those motion pictures shot at the stadium include Ace Ventura: Pet Detective, which starred Jim Carrey and Courteney Cox and featured Dolphins great Dan Marino as himself; Marley and Me, starring Owen Wilson and Jennifer Aniston; the Oliver Stone-directed Any Given Sunday starring Al Pacino, Jamie Foxx and Dennis Quaid, and Rock of Ages, in which the scene filmed at the stadium included actors Tom Cruise, Julianne Hough and Russell Brand.

Hard Rock Stadium served as a backdrop to an episode of the television show Seinfeld titled The Label Maker in which Jerry and Newman attend Super Bowl XXIX. Additionally, parts of the opening of the HBO television series Arli\$\$ were shot on the field during a Dolphins game. Hard Rock Stadium also played a role in episodes of television shows Man Caves, with former NFL defensive tackle Tony Siragusa and Designing Spaces, the Big Game Bubba Burgers edition.

Commercials for products such as Pepsi, Bud Light, Omega Watches, Just for Men, Margaritaville products, Gatorade, Papa John's and Equinox, were also filmed at Hard Rock Stadium.

# THE LAST TIME IN THE PLAYOFFS

## THE LAST TIME IN THE PLAYOFFS (TEAM)

BY DOLPHINS		BY OPPONENT
23-17, vs. Indianapolis, 12/30/00	WON IN OVERTIME	38-41, vs. San Diego, 1/2/82
31-0, vs. San Diego, 1/10/93	SHUTOUT AN OPPONENT	0-27, at Oakland, 1/6/01
31-0, vs. San Diego, 1/10/93	WON BY 20+ POINTS	0-27, at Oakland, 1/6/01
22 (4th quarter), at Buffalo, 12/30/95	SCORED 20+ POINTS IN A QUARTER	21 (2nd quarter), vs. San Francisco (SB XIX), 1/20/85
21 (1st half), at San Diego, 1/8/95	SCORED 20+ POINTS IN A HALF	20 (1st half), at Buffalo, 1/15/23
31-0, vs. San Diego, 1/10/95	HELD OPPONENT WITHOUT A TD	3-20, vs. Baltimore, 1/13/02
vs. Houston, 12/24/78	SCORED SAFETY	at San Diego, 1/8/95

## THE LAST TIME IN THE PLAYOFFS (OFFENSE)

BY DOLPHINS		BY OPPONENT
Has never happened	600+ NET YARDS OF OFFENSE	Has never happened
502, at Buffalo, 12/30/95	500+ NET YARDS OF OFFENSE	520, at Jacksonville, 1/15/00
434, vs. Indianapolis, 12/30/00	400+ NET YARDS OF OFFENSE	423, at Buffalo, 1/15/23
Has never happened	300+ NET RUSHING YARDS	341, at Buffalo, 12/30/95
258, vs. Indianapolis, 12/30/00	200+ NET RUSHING YARDS	226, vs. Baltimore, 1/13/02
209, Lamar Smith, vs. Indianapolis, 12/30/00	200-YARD RUSHING GAME	Has never happened
209, Lamar Smith, vs. Indianapolis, 12/30/00	100-YARD RUSHING GAME	167, Le'Veon Bell, at Pittsburgh, 1/8/17
Has never happened	TWO 100-YARD RUSHERS	Has never happened
2, Lamar Smith, vs. Indianapolis, 12/30/00	2+ RUSHING TOUCHDOWNS	2, Le'Veon Bell, at Pittsburgh, 1/8/17
432, at Buffalo, 12/30/95	400+ NET PASSING YARDS (TEAM)	415, vs. San Diego, 1/2/82
432, at Buffalo, 12/30/95	300+ NET PASSING YARDS (TEAM)	316, at Buffalo, 1/15/23
64, Dan Marino, at Buffalo, 12/30/95	50+ PASS ATTEMPTS	53, Dan Fouts, vs. San Diego, 1/2/82
45, Skylar Thompson, at Buffalo, 1/15/23	40+ PASS ATTEMPTS	43, Stan Humphries, at San Diego, 1/8/95
33, Dan Marino, at Buffalo, 12/30/95	30+ COMPLETIONS	33, Dan Fouts, vs. San Diego, 1/2/82
29, Matt Moore, at Pittsburgh, 1/8/17	25+ COMPLETIONS	28, Stan Humphries, at San Diego, 1/8/95
at Buffalo, 12/30/95	NO SACKS ALLOWED	vs. Baltimore, 1/4/09
Has never happened	PERFECT PASSER RATING (158.3) (MIN. 20 ATTEMPTS)	Has never happened
422, Dan Marino, at Buffalo, 12/30/95	300+ YARD PASSER	352, Josh Allen, at Buffalo, 1/15/23
4, Dan Marino, vs. Pittsburgh, 1/6/85	4+ TD PASSES	4, Ken Stabler, at Oakland, 12/21/74
3, Dan Marino, at San Diego, 1/8/95	3+ TD PASSES	3, Josh Allen, at Buffalo, 1/15/23
Has never happened	15+ RECEPTIONS	Has never happened
11, Jarvis Landry, at Pittsburgh, 1/8/17	10+ RECEPTIONS	13, Kellen Winslow, vs. San Diego, 1/2/82
Has never happened	200-YARD RECEIVER	240, Eric Moulds, vs. Buffalo, 1/2/99
154, O.J. McDuffie, at Buffalo, 12/30/95	150-YARD RECEIVER	240, Eric Moulds, vs. Buffalo, 1/2/99
102, Jarvis Landry, at Pittsburgh, 1/8/17	100-YARD RECEIVER	114, Stefon Diggs, at Buffalo, 1/15/23 113, Gabe Davis, at Buffalo, 1/15/23

## THE LAST TIME IN THE PLAYOFFS (OFFENSE)

BY DOLPHINS		BY OPPONENT
Mark Duper (148) and Tony Nathan (114), vs. Pittsburgh, 1/6/85	TWO 100-YARD RECEIVERS IN SAME GAME	Stefon Diggs (114) and Gabe Davis (113), at Buffalo, 1/15/23
111 (2nd half), O.J. McDuffie, at Buffalo, 12/30/95	100-YARDS RECEIVING IN A HALF	114 (1st half), Stefon Diggs, at Buffalo, 1/15/23
Has never happened	3+ TD RECEPTIONS	Has never happened
2, Keith Jackson, at San Diego, 1/8/85	2+ TD RECEPTIONS	2, Antonio Brown, at Pittsburgh, 1/8/17
at Seattle, 1/9/00	NO TURNOVERS	vs. Indianapolis, 12/30/00
Skylar Thompson to Tyreek Hill, at Buffalo, 1/15/23	SUCCESSFUL 2-POINT CONVERSION	Peyton Manning to Ken Dilger, vs. Indianapolis, 12/30/00

## THE LAST TIME IN THE PLAYOFFS (DEFENSE)

BY DOLPHINS		BY OPPONENT
Has never happened	HELD OPPONENT UNDER 100 YARDS OF TOTAL OFFENSE	Has never happened
139, vs. N.Y. Jets, 1/23/83	HELD OPPONENT UNDER 150 YARDS OF TOTAL OFFENSE	133, at Jacksonville, 1/15/00
171, at Seattle, 1/9/00	HELD OPPONENT UNDER 200 YARDS OF TOTAL OFFENSE	151, vs. Baltimore, 1/13/02
286, vs. Baltimore, 1/4/09	HELD OPPONENT UNDER 300 YARDS OF TOTAL OFFENSE	231, at Buffalo, 1/15/23
Has never happened	HELD OPPONENT UNDER 30 YARDS RUSHING	23, at Jacksonville, 1/15/00
41, at Seattle, 1/9/00	HELD OPPONENT UNDER 50 YARDS RUSHING	42, at Buffalo, 1/15/23
41, at Seattle, 1/9/00	HELD OPPONENT UNDER 75 YARDS RUSHING	42, at Buffalo, 1/15/23
99, vs. Indianapolis, 12/30/00	HELD OPPONENT UNDER 100 YARDS RUSHING	42, at Buffalo, 1/15/23
71, vs. New England, 1/12/86	HELD OPPONENT UNDER 100 YARDS NET PASSING	80, vs. Washington (SB XVII), 1/30/83
135, vs. Baltimore, 1/4/09	HELD OPPONENT UNDER 150 YARDS NET PASSING	105, vs. Baltimore, 1/13/02
35t, A.J. Duhe, vs. N.Y. Jets, 1/23/83	INTERCEPTION RETURN FOR A TD	64t, Ed Reed, vs. Baltimore, 1/4/09
3, A.J. Duhe, vs. N.Y. Jets, 1/23/83	3+ INTERCEPTIONS	Has never happened
2, Troy Vincent, vs. San Diego, 1/10/93	2+ INTERCEPTIONS	2, Ed Reed, vs. Baltimore, 1/4/09
7, at Buffalo, 1/15/23	7+ SACKS BY TEAM	Has never happened
7, at Buffalo, 1/15/23	6+ SACKS BY TEAM	Has never happened
7, at Buffalo, 1/15/23	5+ SACKS BY TEAM	5, at Pittsburgh, 1/8/17
Has never happened	4+ SACKS	Has never happened
3, Trace Armstrong, at Seattle, 1/9/00	3+ SACKS	Has never happened
2.0, Zach Sieler, at Buffalo, 1/15/23	2+ SACKS	2.0, Matt Milano, at Buffalo, 1/15/23
5t, Zach Sieler, at Buffalo, 1/15/23	FUMBLE RECOVERED FOR TOUCHDOWN	16t, Tony Brackens, at Jacksonville, 1/15/00

## THE LAST TIME IN THE PLAYOFFS (SPECIAL TEAMS)

BY DOLPHINS		BY OPPONENT
98t, Fulton Walker, vs. Washington (SB XVII), 1/30/83	KICKOFF RETURN FOR A TD	85t, Charlie Rogers, at Seattle, 1/9/00
Has never happened	PUNT RETURN FOR A TD	56t, Wes Chandler, vs. San Diego, 1/2/82
Charlie Babb, vs. Cleveland, 12/24/72	BLOCKED PUNT RECOVERED FOR A TD	Has never happened
Don McNeal, vs. N.Y. Jets, 1/23/83	BLOCKED PUNT	Corey Chamblin, at Jacksonville, 1/15/00
Dan Carpenter, vs. Baltimore, 1/4/09	MISSED PAT	Chris Boswell, at Pittsburgh, 1/8/17
William Judson, vs. Seattle, 12/31/83	BLOCKED FIELD GOAL	Leroy Jones, vs. San Diego, 1/2/82
Has never happened	BLOCKED FIELD GOAL RETURNED FOR TD	Has never happened
Has never happened	6+ FIELD GOALS MADE	Has never happened
Has never happened	5+ FIELD GOALS MADE	5, Steve Christie, vs. Buffalo, 1/17/93
Has never happened	4+ FIELD GOALS MADE	5, Steve Christie, vs. Buffalo, 1/17/93
3, Jason Sanders, at Buffalo, 1/15/23	3+ FIELD GOALS MADE	3, Mike Vanderjagt, vs. Indianapolis, 12/30/00

## HONORS

### ALL-NFL (FIRST TEAM)

Will Allen (cornerback) – SI 2007.
Dick Anderson (safety) – AP 1972-73; Writers 1972-73; NEA 1972-74; PFW 1973.
Bob Baumhower (defensive tackle) – SN 1981; AP 1983; PFW 1983.
Doug Betters (defensive end) – AP 1983; NEA 1983; SN 1983; Writers 1983; PFW 1983.
Vernon Carey (tackle) – SI 2009.
Larry Csonka (fullback) – AP 1971, 1973; PFW 1972-73; Writers 1971.
Mark Dixon (guard) – SI 2000.
Brandon Fields (punter) – SN 2013.
Bob Griese (quarterback) – AP 1971, 1977; Writers 1971, 1977; NEA 1971; PFW 1971, 1977.
Duriel Harris (kick returner) – PFW 1976.
Tyreek Hill (wide receiver) – AP 2022; PFF 2022; Writers 2022.
Xavien Howard (cornerback) – AP 2020; PFF 2020; SN 2020; Writers 2020.
Keith Jackson (tight end) – SN 1992.
Bob Kuechenberg (guard) – NEA 1975; AP 1978; PFW 1978.
Eric Laakso (tackle) – SN 1983.
Jarvis Landry (punt returner) – PFF 2015.
Jim Langer (center) – AP 1974-75, 1977; Writers 1974-77; NEA 1974-77; PFW 1974-77.
Larry Little (guard) – Writers 1971-75, 1977; AP 1971-75; PFW 1971-73, 1975; NEA 1972-73.
Jake Long (tackle) – SN 2009-10; AP 2010; Writers 2010; SI 2010.
Sam Madison (cornerback) – AP 1999-00; Writers 1999-00; SI 1999; SN 1999-00.
Olindo Mare (kicker) – AP 1999, Writers 1999, SN 1999.
Dan Marino (quarterback) – AP 1984-86; Writers 1984-86; NEA 1984; PFW 1984-86; SN 1984-86.
Nat Moore (wide receiver) – AP 1977; Writers 1977.
Earl Morrall (quarterback) – AP 1972.
Tony Nathan (kick returner) – AP 1979.
Ed Newman (guard) – NEA 1982; AP 1984; PFW 1984.
John Offerdahl (linebacker) – AP 1990; Writers 1990; PFW 1990; SN 1990; NEA 1990.
Lousaka Polite (fullback) – SI 2009.
Fuad Revez (kicker) – PFW 1985.
Reggie Roby (punter) – AP 1984; Writers 1984; NEA 1984; PFW 1984-85; SN 1984.
Jason Sanders (kicker) – AP 2020; PFF 2020; SN 2020.
Jake Scott (safety) – Writers 1973; AP 1973-74; PFW 1972, 1974.
Bill Stanfill (defensive end) – AP 1972; Writers 1973; NEA 1973.
Dwight Stephenson (center) – Writers 1983-87; NEA 1983-86; PFW 1983-87; AP 1984-87; SN 1984-86.
Pete Stoyanovich (kicker) – NEA 1991; AP 1992; SN 1992.
Patrick Surtain (cornerback) – AP 2002; FD 2002; Writers 2002; SI 2000; SN 2002-03.
Jason Taylor (defensive end) – AP 2000, 2002, 2006; FD 2002; Writers 2000, 2002, 2006; SI 2002, 2006; SN 2000, 2002, 2006.
Michael Thomas (special teams) – PFF 2015.
Zach Thomas (linebacker) – AP 1998-99, 2002-03, 2006; SI 2003, 2005.
Cameron Wake (linebacker/defensive end) – SN 2010, 2012; AP 2012; Writers 2012; SI 2012.
Fulton Walker (kick returner) – Writers 1983; PFW 1983; SN 1983.
Paul Warfield (wide receiver) – AP 1971, 1973; NEA 1971-72; Writers 1971; PFW 1971.



## ALL-NFL (FIRST TEAM)

Richmond Webb (tackle) – AP 1992, 1994; SN 1992, 1994; PFW 1994; Writers 1994.  
Delvin Williams (running back) – AP 1978.  
Ricky Williams (running back) – AP 2002; FD 2002; Writers 2002; SN 2002.  
Garó Yepremian (kicker) – Writers 1971, 1973; AP 1971, 1973; PFW 1971, 1973; NEA 1973.

## ALL-NFL (SECOND TEAM)\*

Dick Anderson (safety) – Writers 1973-74.  
Trace Armstrong (defensive end) – AP 2000.  
Jay Ajayi (running back) – PFF 2016.  
Bob Baumhower (defensive tackle) – AP 1979, 1981-82, 1984; NEA 1981-82.  
Nick Buoniconti (linebacker) – AP 1972; Writers 1972; PFW 1973.  
Mark Clayton (wide receiver) – AP 1984.  
Larry Csonka (fullback) – AP 1972; Writers 1972-73; NEA 1973.  
Manny Fernandez (defensive tackle) – NEA 1973.  
Brandon Fields (punter) – AP 2013.  
Tim Foley (safety) – NEA 1979.  
Irving Fryar (wide receiver) – AP 1994.  
Jakeem Grant (punt returner) – AP 2020.  
Brent Grimes (cornerback) – AP 2014.  
Xavien Howard (cornerback) – AP 2018.  
Keith Jackson (tight end) – AP 1992.  
Bob Kuechenberg (guard) – Writers 1975; NEA 1977-78.  
Jim Langer (center) – PFW 1973; AP 1976; NEA 1978.  
Larry Little (guard) – NEA 1975, 1978; AP 1977-78.  
Jake Long (tackle) – AP 2009.  
Sam Madison (cornerback) – AP 1998; AP 2001.  
Dan Marino (quarterback) – AP 1983, 1994-95; NEA 1985-86, 1992.  
Earl Morrall (quarterback) – NEA 1972.  
Ed Newman (guard) – AP 1981-83; NEA 1981, 1983.  
John Offerdahl (linebacker) – AP 1986.  
Louis Oliver (safety) – AP 1992.  
Joey Porter (linebacker) – AP 2008.  
Reggie Roby (punter) – NEA 1985, 1991; AP 1991.  
Jake Scott (safety) – Writers 1972, 1975; AP 1972; NEA 1972-73.  
Keith Sims (guard) – AP 1994.  
Bill Stanfill (defensive end) – Writers 1974; NEA 1974; PFW 1973.  
Dwight Stephenson (center) – AP 1983.  
Pete Stoyanovich (kicker) – AP 1990; NEA 1992.  
Ndamukong Suh (defensive tackle) – AP 2016, PFF 2016.  
Patrick Surtain (cornerback) – AP 2003.  
Jason Taylor (defensive end) – AP 2001.  
Zach Thomas (linebacker) – AP 2001, 2005; FD 2003.  
Uwe von Schamann (kicker) – AP 1982.  
Cameron Wake (linebacker/defensive end) – AP 2010, 2014, 2016.  
Paul Warfield (wide receiver) – AP 1972; Writers 1973; NEA 1973; PFW 1973.  
Richmond Webb (tackle) – AP 1993, 1995.  
Delvin Williams (running back) – NEA 1978.

\* Only AP continues to choose second team

\*\* PFW presented its All-NFL team in conjunction with Writers from 1992-2012.

## ALL-AFC SELECTIONS\*

Dick Anderson (safety) – AP 1972-73; UPI 1972-73; SN 1972-74; PFW 1973.  
Trace Armstrong (defensive end) – Writers 2000.  
Bob Baumhower (defensive tackle) – SN 1979; PFW 1979, 1981, 1983; UPI 1981-83.  
Doug Betters (defensive end) – UPI 1983; PFW 1983.  
Nick Buoniconti (linebacker) – AP 1972.  
Mark Clayton (wide receiver) – PFW 1984; UPI 1985.  
Bryan Cox (linebacker) – UPI 1992; FN 1992; Writers 1992, 1994.  
Larry Csonka (fullback) – PFW 1970, 1973; AP 1972-73; UPI 1971-73; SN 1971-73.  
Vern Den Herder (defensive end) – AP 1972.  
A.J. Duhe (linebacker) – UPI 1981.  
Mark Duper (wide receiver) – UPI 1984.  
Norm Evans (tackle) – AP 1973; SN 1974.  
Manny Fernandez (defensive tackle) – SN 1971.  
Brandon Fields (punter) – Writers 2013.  
Roy Foster (guard) – UPI 1985-86; PFW 1986.  
Irving Fryar (wide receiver) – UPI 1994.  
Bob Griese (quarterback) – SN 1970-71, 1973; AP 1971; UPI 1971, 1977; PFW 1971, 1977.  
Brent Grimes (cornerback) – Writers 2013.  
Duriel Harris (kick returner) – PFW 1976.

## ALL-AFC SELECTIONS\*

Xavien Howard (cornerback) – Writers 2018, 2020.  
Larry Izzo (special teamer) – Writers 2000.  
Keith Jackson (tight end) – UPI 1992; Writers 1992.  
Bob Kuechenberg (guard) – PFW 1974, 1978; SN 1975, 1978 (tackle).  
Jarvis Landry (punt returner) – Writers 2015.  
Jim Langer (center) – PFW 1973-77; AP 1974-76; UPI 1973-77; SN 1973-77.  
Larry Little (guard) – AP 1971-75; UPI 1971-75; SN 1971-74; PFW 1971, 1973, 1975.  
Jake Long (tackle) – Writers 2010.  
Sam Madison (cornerback) – FN 1998-99; Writers 1999-01.  
Olindo Mare (kicker) – Writers 1999.  
Dan Marino (quarterback) – UPI 1983-86, 1992, 1994; FN 1992, 1994; PFW 1983-86; Writers 1992, 1994.  
Brock Marion (safety) – Writers 2000.  
O.J. McDuffie (kickoff returner) – Writers 1993.  
Nat Moore (wide receiver) – PFW 1977; SN 1977; UPI 1977.  
Earl Morrall (quarterback) – AP 1972; SN 1972.  
Tony Nathan (punt returner) – SN 1979.  
Ed Newman (guard) – UPI 1982-84; PFW 1984.  
John Offerdahl (linebacker) – UPI 1986, 1988, 1990; PFW 1986; FN 1990.  
Adewale Ogunleye (defensive end) – Writers 2003.  
Louis Oliver (safety) – UPI 1992.  
Joey Porter (linebacker) – Writers 2008.  
Reggie Roby (punter) – UPI 1984-85, 1991; PFW 1984-85, 1987; FN 1991.  
Jake Scott (safety) – FN 1970; AP 1971-75; UPI 1971-73, 1975; SN 1972-73, 1975; PFW 1974.  
Keith Sims (guard) – UPI 1994; FN 1994; Writers 1994.  
Bill Stanfill (defensive end) – UPI 1971-74; AP 1972-74; SN 1972-74; PFW 1973.  
Dwight Stephenson (center) – UPI 1983-87; PFW 1983-87; FN 1983, 1986-87.  
Pete Stoyanovich (kicker) – UPI 1992; Writers 1992.  
Ndamukong Suh (defensive tackle) – Writers 2015, 2016.  
Patrick Surtain (cornerback) – Writers 2002-03; FD 2003.  
Jason Taylor (defensive end) – Writers 2000, 2002, 2004, 2006; FN 2000.  
Zach Thomas (linebacker) – Writers 2002, 2006.  
Matt Turk (punter) – FN 2001.  
Cameron Wake (defensive end) – Writers 2010, 2012, 2013.  
Fulton Walker (kick returner) – PFW 1983.  
Paul Warfield (wide receiver) – AP 1971-73; UPI 1971, 1973; SN 1970-73; PFW 1971, 1973-74.  
Richmond Webb (tackle) – UPI 1992-95; FN 1992-94; Writers 1992, 1994-95.  
Delvin Williams (running back) – UPI 1978; SN 1978; PFW 1978.  
Ricky Williams (running back) – Writers 2002.  
Garop Yepremian (kicker) – PFW 1971, 1973; SN 1971, 1973; AP 1973.

\*Only Writers continue to choose All-AFC

### KEY TO AWARDS

AP – Associated Press; UPI – United Press International; NEA – Newspaper Enterprise Association; SN – Sporting News; PFW – Pro Football Weekly; Writers – Pro Football Writers; FN – Football News; FD – Football Digest; SI – Sports Illustrated; PFF – Pro Football Focus.

## PRO BOWL SELECTIONS

1970 RB Larry Csonka, QB Bob Griese, WR Paul Warfield.  
1971 RB LARRY CSONKA, QB BOB GRIESE, G Larry Little, RB Mercury Morris, S Jake Scott (dnp), DE Bill Stanfill, WR PAUL WARFIELD.  
1972 S Dick Anderson, LB Nick Buoniconti (dnp), RB Larry Csonka (dnp), T Norm Evans, G LARRY LITTLE, RB Mercury Morris, S JAKE SCOTT, DE Bill Stanfill (dnp), WR Paul Warfield (dnp).  
1973 S DICK ANDERSON, LB Nick Buoniconti, RB Larry Csonka (dnp), QB Bob Griese, C JIM LANGER, G LARRY LITTLE, T Wayne Moore (dnp), RB Mercury Morris (dnp), S JAKE SCOTT, DE Bill Stanfill (dnp), WR Paul Warfield (dnp), K GARO YEPREMIAN.  
1974 S DICK ANDERSON, RB Larry Csonka, T Norm Evans, QB Bob Griese, G Bob Kuechenberg, C JIM LANGER, G LARRY LITTLE, DE BILL STANFILL, S Jake Scott (dnp), WR Paul Warfield.  
1975 G BOB KUECHENBERG, C JIM LANGER, S JAKE SCOTT.  
1976 C JIM LANGER.  
1977 QB BOB GRIESE, G Bob Kuechenberg, C JIM LANGER, WR NAT MOORE.  
1978 QB Bob Griese, G Bob Kuechenberg, C Jim Langer, RB DELVIN WILLIAMS, K GARO YEPREMIAN.  
1979 DT BOB BAUMHOWER, LB Kim Bokamper, S Tim Foley.  
1980 NO SELECTIONS.  
1981 DT BOB BAUMHOWER, G Ed Newman.  
1982 DT Bob Baumhower, RB Andra Franklin, G Ed Newman (dnp), G Bob Kuechenberg<sup>1</sup>.  
1983 DT BOB BAUMHOWER, DE DOUG BETTERS, WR Mark Duper, G Bob Kuechenberg<sup>2</sup>, QB DAN MARINO (dnp), G ED NEWMAN, C DWIGHT STEPHENSON.  
1984 DT Bob Baumhower (dnp), WR Mark Clayton, LB A.J. Duhe, WR MARK DUPER, QB DAN MARINO, G ED NEWMAN, P REGGIE ROBY, C DWIGHT STEPHENSON.  
1985 WR Mark Clayton, G Roy Foster, QB DAN MARINO (dnp), C DWIGHT STEPHENSON.  
1986 WR Mark Clayton<sup>3</sup>, WR Mark Duper (dnp), G Roy Foster, QB DAN MARINO (dnp), LB JOHN OFFERDAHL, C DWIGHT STEPHENSON (dnp).

## PRO BOWL SELECTIONS

1987	QB Dan Marino (dnp), LB John Offerdahl, C Dwight Stephenson (dnp).
1988	WR Mark Clayton, LB JOHN OFFERDAHL (dnp), NT Brian Sochia <sup>4</sup> .
1989	TE Ferrell Edmunds, LB JOHN OFFERDAHL, P Reggie Roby.
1990	DE Jeff Cross, TE Ferrell Edmunds, LB JOHN OFFERDAHL, T Richmond Webb.
1991	WR MARK CLAYTON, QB Dan Marino (dnp), T Richmond Webb.
1992	LB BRYAN COX, TE KEITH JACKSON (dnp), QB DAN MARINO, T RICHMOND WEBB.
1993	FB Keith Byars, WR Irving Fryar <sup>5</sup> , TE Keith Jackson (dnp), G Keith Sims, T RICHMOND WEBB.
1994	LB Bryan Cox, WR Irving Fryar, QB DAN MARINO (dnp), G KEITH SIMS, T RICHMOND WEBB.
1995	LB Bryan Cox, QB DAN MARINO (dnp), G KEITH SIMS, T RICHMOND WEBB.
1996	T Richmond Webb.
1997	NO SELECTIONS.
1998	DT TIM BOWENS (dnp).
1999	CB SAM MADISON, K OLINDO MARE, LB ZACH THOMAS <sup>6</sup> .
2000	DE TRACE ARMSTRONG, ST Larry Izzo, CB SAM MADISON, S Brock Marion, C Tim Ruddy <sup>7</sup> , DE JASON TAYLOR, LB Zach Thomas <sup>8</sup> .
2001	CB SAM MADISON (dnp), LB Zach Thomas (dnp).
2002	DT Tim Bowens, CB Sam Madison <sup>9</sup> , S Brock Marion, CB PATRICK SURTAIN (dnp), DE JASON TAYLOR, LB ZACH THOMAS, RB RICKY WILLIAMS <sup>10</sup> .
2003	DE ADEWALE OGUNLEYE, S BROCK MARION, CB PATRICK SURTAIN, LB ZACH THOMAS.
2004	DE JASON TAYLOR <sup>11</sup> , CB Patrick Surtain (dnp) <sup>12</sup> .
2005	WR Chris Chambers, DE JASON TAYLOR (dnp), LB Zach Thomas (dnp).
2006	DE JASON TAYLOR, LB ZACH THOMAS <sup>13</sup> .
2007	DE Jason Taylor (dnp).
2008	RB Ronnie Brown, T Jake Long <sup>14</sup> , LB JOEY PORTER.
2009	S Yeremiah Bell <sup>15</sup> , K DAN CARPENTER <sup>16</sup> , T JAKE LONG (dnp).
2010	LS John Denney <sup>17</sup> , T JAKE LONG (dnp), DE Randy Starks <sup>18</sup> , LB CAMERON WAKE.
2011	T JAKE LONG (dnp), WR Brandon Marshall, DT Paul Soliai <sup>19</sup> .
2012	LS John Denney <sup>20</sup> , G RICHIE INCOGNITO <sup>21</sup> , DT Randy Starks <sup>22</sup> , DE CAMERON WAKE.
2013	P BRANDON FIELDS, CB Brent Grimes, C MIKE POUNCEY, DE Cameron Wake.
2014	CB BRENT GRIMES, G MIKE POUNCEY <sup>23</sup> , DE CAMERON WAKE.
2015	T Branden Albert <sup>24</sup> , CB Brent Grimes <sup>25</sup> , S RESHAD JONES <sup>26</sup> , WR JARVIS LANDRY <sup>27</sup> , C Mike Pouncey (dnp).
2016	RB Jay Ajayi <sup>28</sup> , WR Jarvis Landry <sup>29</sup> , DT NDAMUKONG SUH (dnp), DE CAMERON WAKE.
2017	S RESHAD JONES, WR Jarvis Landry <sup>30</sup>
2018	CB XAVIEN HOWARD
2019	NO SELECTIONS.
2020	CB XAVIEN HOWARD
2021	CB XAVIEN HOWARD
2022	T TERRON ARMSTEAD, LB Bradley Chubb <sup>31</sup> , WR TYREEK HILL, CB Xavien Howard.

ALL CAPS = Starter

<sup>1</sup>Replaced injured Ed Newman, <sup>2</sup>Replaced injured John Hannah, <sup>3</sup>Replaced injured Mark Duper, <sup>4</sup>Replaced injured Tim Krumrie, <sup>5</sup>Replaced injured Webster Slaughter, <sup>6</sup>Replaced Ray Lewis as starter, <sup>7</sup>Replaced injured Tom Nalen, <sup>8</sup>Selected as need player, <sup>9</sup>Replaced injured Patrick Surtain, <sup>10</sup>Replaced Priest Holmes as starter, <sup>11</sup>Replaced John Abraham as starter, <sup>12</sup>Replaced injured Chris McAllister, <sup>13</sup>Replaced injured Al Wilson as starter, <sup>14</sup>Replaced injured Jason Peters, <sup>15</sup>Replaced Antoine Bethea (Super Bowl), <sup>16</sup>Replaced injured Nate Kaeding, <sup>17</sup>Coaches selection, <sup>18</sup>Replaced Brett Keisel (Super Bowl), <sup>19</sup>Replaced Vince Wilfork (Super Bowl), <sup>20</sup>Coaches selection, <sup>21</sup>Replaced Marshal Yanda (Super Bowl), <sup>22</sup>Replaced injured Vince Wilfork, <sup>23</sup>Replaced injured Mike Iupati, <sup>24</sup>Replaced injured Trent Williams, <sup>25</sup>Replaced Aqib Talib (Super Bowl), <sup>26</sup>Replaced injured Reggie Nelson, <sup>27</sup>Replaced injured Antonio Brown, <sup>28</sup>Replaced injured LeSean McCoy, <sup>29</sup>Replaced injured A.J. Green, <sup>30</sup>Replaced injured DeAndre Hopkins, <sup>31</sup>Replaced injured Khalil Mack.

## AFL ALL-STAR GAME

1966	DE Ed Cooke, LB Tom Erlandson, CB Jimmy Warren, S Willie West
1967	LB John Bramlett, WR Jack Clancy, QB Bob Griese, CB Dick Westmoreland
1968	QB Bob Griese, RB Jim Kiick, WR Karl Noonan
1969	George Wilson (coach), LB Nick Buoniconti, C Tom Goode, RB Jim Kiick, G Larry Little, DE Bill Stanfill

## NFL ALL-DECADE TEAMS

DECADE	FIRST TEAM	SECOND TEAM
1960s*	LB Nick Buoniconti (1969)	FB Cookie Gilchrist (1966-67) TE Dave Kocourek (1966)
1970s	C Jim Langer (1970-79) G Larry Little (1970-79) HC Don Shula (1970-79) K Garo Yepremian (1970-78)	S Dick Anderson (1970-77) WR Paul Warfield (1970-74)
1980s	C Dwight Stephenson (1980-87)	P Reggie Roby (1983-89)
1990s		T Richmond Webb (1990-99)

## NFL ALL-DECADE TEAMS

DECADE	FIRST TEAM	SECOND TEAM
2000s		LB Joey Porter (2007-09) DE Jason Taylor (2000-07, 2009) LB Zach Thomas (2000-07)
2010s	RB Frank Gore (2018) DT Ndamukong Suh (2015-17)	

\* 1960s represents the AFL All-Decade team

### DON SHULA LEADERSHIP AWARD

1989	WR/RB Jim Jensen
1990	LB Hugh Green
1991	LB Cliff Odum
1992	LB Bryan Cox
1993	CB Troy Vincent
1994	WR Irving Fryar
1995	QB Dan Marino
1996	WR Fred Barnett
1997	QB Dan Marino
1998	LB Zach Thomas
1999	LB Zach Thomas
2000	LB Derrick Rodgers
2001	LB Derrick Rodgers
2002	DE Jason Taylor
2003	LB Junior Seau
2004	LB Junior Seau
2005	LB Zach Thomas
2006	DE Jason Taylor
2007	DE Jason Taylor
2008	QB Chad Pennington
2009	S Jeremiah Bell, LB Jason Taylor
2010	LB Karlos Dansby
2011	LB Karlos Dansby
2012	C Mike Pouncey
2013	DE Cameron Wake
2014	DE Cameron Wake
2015	C Mike Pouncey
2016	DE Cameron Wake
2017	DE Cameron Wake
2018	RB Frank Gore
2019	QB Ryan Fitzpatrick
2020	QB Ryan Fitzpatrick
2021	DB Jason McCourty
2022	QB Tua Tagovailoa

### NAT MOORE COMMUNITY SERVICE AWARD

1987	CB Don McNeal
1988	K Fuad Reveiz
1989	LB John Offerdahl
1990	LB John Offerdahl
1991	FB Tony Paige
1992	S Liffort Hobley
1993	LB John Offerdahl
1994	LB Bryan Cox
1995	LB Bryan Cox
1996	QB Dan Marino
1997	S Shawn Wooden
1998	QB Dan Marino
1999	CB Terrell Buckley, CB Ray Hill, S Calvin Jackson, CB Greg Jeffries, S Brock Marion, CB Patrick Surtain, CB Jerry Wilson, S Shawn Wooden
2000	DE Trace Armstrong, DE Jason Taylor, LB Zach Thomas
2001	LB Twan Russell
2002	LB Tommy Hendricks
2003	S Shawn Wooden
2004	CB Sam Madison
2005	WR Wes Welker
2006	S Renaldo Hill

### NAT MOORE COMMUNITY SERVICE AWARD

2007	T Vernon Carey, TE Justin Peelle
2008	LB Akin Ayodele
2009	FB Lousaka Polite
2010	FB Lousaka Polite
2011	K Dan Carpenter, P Brandon Fields
2012	P Brandon Fields
2013	LS John Denny, P Brandon Fields
2014	T Jason Fox
2015	S Michael Thomas
2016	WR Kenny Stills
2017	WR Kenny Stills
2018	WR Kenny Stills
2019	DT Davon Godchaux
2020	Social Impact Committee
2021	LB Jaelan Phillips
2022	DE Emmanuel Ogbah

### WINNING EDGE AWARD

2005 Team President Eddie Jones

### ED BLOCK COURAGE AWARD

1984	WR Nat Moore
1985	RB Woody Bennett
1986	LB Charles Bowser
1987	T Jon Giesler
1988	S Glenn Blackwood
1989	CB Don McNeal, Special Teams Coach Mike Westhoff
1990	S Liffort Hobley
1991	RB Sammie Smith
1992	LB John Grimsley
1993	LB John Offerdahl
1994	CB Troy Vincent
1995	QB Dan Marino
1996	RB Bernie Parmalee
1997	WR O.J. McDuffie
1998	LB Larry Izzo, Team President Eddie Jones
1999	LB O.J. Brigrance
2000	DT Daryl Gardener
2001	LB Scott Galyon
2002	RB Robert Edwards
2003	G Jamie Nails
2004	DE David Bowens
2005	S Jeremiah Bell
2006	LB Zach Thomas
2007	CB André Goodman
2008	RB Ronnie Brown
2009	G Justin Smiley
2010	RB Patrick Cobbs
2011	T Jake Long
2012	DT Tony McDaniel
2013	DT Paul Soliai
2014	WR Brandon Gibson
2015	T Branden Albert
2016	DE Cameron Wake
2017	C Mike Pouncey
2018	QB Ryan Tannehill
2019	WR Albert Wilson

## ED BLOCK COURAGE AWARD

2020	S Bobby McCain
2021	LB Elandon Roberts
2022	FB Alec Ingold

## PFWA ALL-ROOKIE TEAM

1974	WR Nat Moore
1975	WR Freddie Solomon, MLB Steve Towle
1976	OLB Larry Gordon*
1977	DE A.J. Duhe, DT Bob Baumhower, OLB Kim Bokamper, S Vern Robinson
1979	C Mark Dennard
1980	QB David Woodley, CB Don McNeil
1981	P Tom Orosz
1983	QB Dan Marino, P Reggie Roby
1986	ILB John Offerdahl
1987	RB Troy Stradford, DE John Bosa
1990	G Keith Sims, T Richmond Webb
1992	OLB Marco Coleman, CB Troy Vincent
1994	DT Tim Bowens, LB Aubrey Beavers
1996	RB Karim Abdul-Jabbar, DT Daryl Gardener, LB Zach Thomas, ST Larry Izzo
1997	DE Jason Taylor
2000	T Todd Wade
2001	WR Chris Chambers
2003	T Wade Smith
2004	KR Wes Welker
2005	RB Ronnie Brown
2007	C Samson Satele, PR Ted Ginn Jr.
2008	T Jake Long, DL Kendall Langford, K Dan Carpenter
2009	CB Vontae Davis
2010	G John Jerry, LB Koa Misi
2011	C Mike Pouncey
2013	K Caleb Sturgis, ST Don Jones
2014	T Ja'Wuan James, KR Jarvis Landry
2015	P Matt Darr
2016	G Laremy Tunsil
2018	K Jason Sanders
2020	DL Raekwon Davis
2021	S Jevon Holland, LB Jaelan Phillips, WR Jaylen Waddle

\* second team (was only awarded in 1976)

## NFL MVP

1971	QB Bob Griese, NEA
1984	QB Dan Marino, AP, NEA, Writers

## BERT BELL AWARD

1977	QB Bob Griese
1984	QB Dan Marino

(NFL MVP as awarded by Maxwell Club)

## AFC PLAYER OF THE YEAR

1971	QB Bob Griese, SN
1972	QB Earl Morrall, SN

## COACH OF THE YEAR

### NFL

1970	Don Shula, SN, PFW
1971	Don Shula, FN
1972	Don Shula, AP, SN, PFW, FN
2008	Tony Sparano, Writers

### AFC

1971	Don Shula, AP, UPI, PFW, Writers
1972	Don Shula, PFW, Writers
1993	Don Shula, FN

## EXECUTIVE OF THE YEAR

2008	Bill Parcells, Writers
------	------------------------

## NFL MAN OF THE YEAR

1971	Joe Robbie, FN
1982	Don Shula, FN
1985	Dwight Stephenson, NFL
1998	Dan Marino, NFL
2007	Jason Taylor, NFL

## NFL OFFENSIVE PLAYER OF THE YEAR

1984	QB Dan Marino, AP
------	-------------------

## NFL DEFENSIVE PLAYER OF THE YEAR

1973	S Dick Anderson, AP
1983	DE Doug Betters, AP
2006	DE Jason Taylor, AP, Writers

## ROOKIE OF THE YEAR

1977	DE A.J. Duhe, AP, PFW (NFL Defensive), UPI, SN (AFC)
1983	QB Dan Marino, SN
1986	LB John Offerdahl, Old Spice NFL, PFW (NFL Defensive, co-winner)
1987	RB Troy Stradford, AP, NFL Films (Offensive), PFW (NFL Offensive)
1990	T Richmond Webb, UPI (AFC), PFW, SN
1992	DE Marco Coleman, FN (NFL Defensive)
1994	DT Tim Bowens, AP (NFL Defensive), Writers (NFL Defensive)
1996	LB Zach Thomas, Mackey Award (AFC Defensive)
1997	LB Derrick Rodgers, Sports Illustrated (NFL Defensive)
2001	WR Chris Chambers, FN, FD (NFL Offensive)

## SUPER BOWL MVP

1972	S Jake Scott (Super Bowl VII)
1973	FB Larry Csonka (Super Bowl VIII)*

\* All-Time Silver Anniversary Super Bowl Team

## PRO BOWL MVP

1974	K Garo Yepremian
2003	RB Ricky Williams
2011	WR Brandon Marshall

## NFL COMEBACK PLAYER OF THE YEAR

1972	QB Earl Morrall, PFW
1979	FB Larry Csonka, PFW
1994	QB Dan Marino, Writers
2008	QB Chad Pennington, AP, Writers

## NFL ALUMNI ASSOCIATION AWARDS

1984	Dan Marino, NFL Quarterback of the Year
1985	Dan Marino, NFL Quarterback of the Year Dwight Stephenson, NFL Offensive Lineman of the Year
1986	Dan Marino, NFL Quarterback of the Year
1998	Zach Thomas, NFL Linebacker of the Year
1999	Sam Madison, NFL Defensive Back of the Year Olindo Mare, NFL Special Teams Player of the Year
2002	Patrick Surtain, NFL Defensive Back of the Year Jason Taylor, NFL Pass Rusher of the Year
2005	Jason Taylor, NFL Defensive Lineman of the Year
2006	Jason Taylor, NFL Defensive Lineman of the Year Zach Thomas, NFL Linebacker of the Year
2008	Tony Sparano, NFL Coach of the Year

## NFL PLAYERS ASSOCIATION AWARDS

1970	Larry Little, AFC Offensive Lineman of the Year
1971	Bob Griese, AFC Quarterback of the Year Larry Little, AFC Offensive Lineman of the Year Mercury Morris, AFC Kick Returner of the Year Garó Yepremian, AFC Kicker of the Year
1972	Larry Little, AFC Offensive Lineman of the Year Earl Morrall, AFC Quarterback of the Year
1977	A.J. Duhe, AFC Defensive Rookie of the Year Leroy Harris, AFC Offensive Rookie of the Year
1983	Doug Betters, AFC Defensive Lineman of the Year Dwight Stephenson, AFC Offensive Lineman of the Year
1984	Dan Marino, AFC Most Valuable Player Dwight Stephenson, AFC Offensive Lineman of the Year
1985	Dwight Stephenson, AFC Offensive Lineman of the Year
1986	Dan Marino, AFC Most Valuable Player Dwight Stephenson, AFC Offensive Lineman of the Year
1987	Dwight Stephenson, AFC Offensive Lineman of the Year Troy Stradford, AFC Offensive Rookie of the Year
1992	Richmond Webb, AFC Offensive Lineman of the Year Marco Coleman, AFC Defensive Rookie of the Year
1993	Richmond Webb, AFC Co-Offensive Lineman of the Year
1994	Dan Marino, AFC Most Valuable Player; AFC Comeback Player of the Year Richmond Webb, AFC Offensive Lineman of the Year
1996	Zach Thomas, AFC Defensive Rookie of the Year

## NFLPA ALAN PAGE COMMUNITY AWARD

1986 WR Nat Moore

## DOLPHINS IN THE FLORIDA SPORTS HALL OF FAME

1972	Miami Dolphins, 2000
S Dick Anderson, 2012	
LB Nick Buoniconti, 1995	
RB Rick Casares, 1972	
FB Larry Csonka, 1991	
QB Bob Griese, 1979	
Chairman of the Board and Managing General Partner Wayne Huizenga, 1996	
Head Coach Jimmy Johnson, 1998	
QB Bernie Kosar, 2006	
G Larry Little, 1978	
QB Dan Marino, 2003	
QB George Mira, 1997	
WR Nat Moore, 1998	
QB Earl Morrall, 2000	
Founder Joe Robbie, 1990	
Coach Howard Schnellenberger, 2005	
WR Ron Sellers, 1973	
Head Coach Don Shula, 1973	
WR Freddie Solomon, 1994	
C Dwight Stephenson, 2021	
LB Zach Thomas, 2015	
WR Paul Warfield, 1992	
K Garó Yepremian, 1982	

## COLLEGE ALL-STAR GAME, CHICAGO

1966	LB Frank Emanuel, Tennessee
1967	WR Jack Clancy, Michigan; QB Bob Griese, Purdue; T Jim Riley, Oklahoma

## COLLEGE ALL-STAR GAME, CHICAGO

1968	TE Jim Cox, Miami (Fla.); RB Larry Csonka, Syracuse (MVP); RB Jim Kick, Wyoming
1969	DT Bob Heinz, Pacific; DE Bill Stanfill, Georgia
1970	none selected
1971	CB Ron Dickerson, Kansas State
1972	DT Mike Kadesh, Notre Dame
1973	Dolphins 14, All-Stars 3
1974	DE Don Reese, Jackson State; RB Benny Malone, Arizona State; CB Jeris White, Hawaii; Game cancelled during players' strike
1975	T Darryl Carlton, Tampa; QB/WR Freddie Solomon, Tampa; RB Stan Winfrey, Arkansas State
1976	LB Kim Bokamper, San Jose State; LB Larry Gordon, Arizona State; WR Duriel Harris, New Mexico State

## THIRD DOWN AWARD

1966	S Willie West
1967	C Tom Goode
1968	QB Bob Griese
1969	LB Nick Buoniconti
1970	WR Paul Warfield
1971	FB Larry Csonka
1972	FB Larry Csonka
1973	LB Nick Buoniconti
1974	QB Bob Griese
1975	QB Bob Griese
1976	WR Nat Moore
1977	WR Nat Moore
1978	RB Delvin Williams
1979	DE Vern Den Herder

(Discontinued in 1980)

## NFL'S UNSUNG PLAYER AWARD

1973 DE Manny Fernandez

## NFL PLAY OF THE YEAR

2018 The Miami Miracle (Week 14 vs. New England)  
2019 Mountaineer Shot (Week 13 vs. Philadelphia)

## NFL CELEBRATION OF THE YEAR

2021 DT Christian Wilkins

## DOLPHINS HONOR ROLL

Sept. 16, 1990	Founder Joe Robbie (1966-89)
Nov. 19, 1990	FB Larry Csonka (1968-74, 1979), QB Bob Griese (1967-80), C Jim Langer (1970-79) and WR Paul Warfield (1970-74)
Nov. 18, 1991	LB Nick Buoniconti (1969-76)
Nov. 16, 1992	1972 Undeafated Team
Dec. 13, 1993	G Larry Little (1969-80)
Dec. 12, 1994	C Dwight Stephenson (1980-87)
Dec. 11, 1995	G Bob Kuechenberg (1970-84)
Nov. 25, 1996	Head Coach Don Shula (1970-95)
Dec. 5, 1999	WR Nat Moore (1974-86)
Sept. 17, 2000	QB Dan Marino (1983-99)
Dec. 15, 2003	WR Mark Clayton (1983-92) and Mark Duper (1982-92)
Dec. 3, 2006	S Dick Anderson (1968-77)
Dec. 25, 2006	T Richmond Webb (1990-2000)
Dec. 14, 2008	DT Bob Baumhower (1977-86) and DE Doug Betters (1978-87)
Nov. 18, 2010	S Jake Scott (1970-75) and DE Bill Stanfill (1969-76)
Dec. 4, 2011	TE Jim Mandich (1970-77)
Oct. 14, 2012	DE/LB Jason Taylor (1997-2007, 2009, 2011) and LB Zach Thomas (1996-2006)

## DOLPHINS HONOR ROLL

Dec. 14, 2012	Defensive Coordinator Bill Arnsparger (1969-74, 1976-83)
Oct. 31, 2013	LB John Offerdahl (1986-93)
Dec. 21, 2014	DT Manny Fernandez (1968-1975)

## DOLPHINS WALK OF FAME

Dec. 4, 2011	LB Nick Buoniconti (1969-76), FB Larry Csonka (1968-74, 1979), QB Bob Griese (1967-80), C Jim Langer (1970-79), G Larry Little (1969-80), QB Dan Marino (1983-99), Founder Joe Robbie (1966-89), Head Coach Don Shula (1970-95), C Dwight Stephenson (1980-87) and WR Paul Warfield (1970-74).
Dec. 16, 2012	DT Tim Bowens (1994-2004), LB A.J. Duhe (1977-84), DT Manny Fernandez (1968-75), WR Nat Moore (1974-86), QB Earl Morrall (1972-76), QB Don Strock (1974-87).
Dec. 29, 2013	DE/LB Kim Bokamper (1977-85), WR O.J. McDuffie (1993-2001), RB Mercury Morris (1969-75), G Keith Sims (1990-97).
Sept. 21, 2014	DE Jeff Cross (1988-96), CB Sam Madison (1997-2005), RB Tony Nathan (1979-87), G Ed Newman (1973-84).
Dec. 2, 2018	S Dick Anderson (1968-77), WR Mark Clayton (1983-92), WR Mark Duper (1982-92), T Jon Giesler (1979-88), LB John Offerdahl (1986-93), DE/LB Jason Taylor (1997-07, 2009, 2011)

## 50TH SEASON ALL-TIME TEAM

S Dick Anderson (1968-77)
NT Bob Baumhower (1977-86)
DE Doug Betters (1978-87)
S Glenn Blackwood (1979-87)
DE Kim Bokamper (1977-85)
DT Tim Bowens (1994-2004)
LB Bob Brudzinski (1981-89)
LB Nick Buoniconti (1969-76)
WR Mark Clayton (1983-92)
LB Bryan Cox (1991-95)
FB Larry Csonka (1968-74, 1979)
DE Vern Den Herder (1971-82)
LB A.J. Duhe (1977-84)
WR Mark Duper (1982-92)
T Norm Evans (1966-75)
DT Manny Fernandez (1968-75)
QB Bob Griese (1967-80)
CB Brent Grimes (2013-15)
TE Bruce Hardy (1978-89)
TE Keith Jackson (1992-94)
ST Jim Jensen (1981-92)
RB Jim Kiick (1968-74)
G Bob Kuechenberg (1970-84)
C Jim Langer (1970-79)
G Larry Little (1969-80)
CB Sam Madison (1997-2005)
TE Jim Mandich (1970-77)
QB Dan Marino (1983-99)
WR O.J. McDuffie (1993-2001)
WR Nat Moore (1974-86)
QB Earl Morrall (1972-76)
RB Mercury Morris (1969-75)
RB Tony Nathan (1979-87)
G Ed Newman (1973-84)
LB John Offerdahl (1986-93)
S Louis Oliver (1989-93, 1995-96)
C Mike Pouncey (2011-17)
P Reggie Roby (1983-92)

## 50TH SEASON ALL-TIME TEAM

S Jake Scott (1970-75)
G Keith Sims (1990-97)
DE Bill Stanfill (1969-76)
C Dwight Stephenson (1980-87)
CB Patrick Surtain (1998-04)
DE Jason Taylor (1997-07, 2009, 2011)
LB Zach Thomas (1996-2007)
DE Cameron Wake (2009-17)
WR Paul Warfield (1970-74)
T Richmond Webb (1990-2000)
RB Ricky Williams (2002-03, 05, 07-10)
K Garo Yepremian (1970-78)

(Greatest Game - Miami 38 vs. Chicago 24 on Dec. 2, 1985)

## SILVER ANNIVERSARY TEAM

QB Bob Griese (1967-80)
RB Mercury Morris (1969-75)
FB Larry Csonka (1968-74, 1979)
WR Paul Warfield (1970-74)
WR Mark Clayton (1983-92)
TE Bruce Hardy (1978-89)
G Bob Kuechenberg (1970-84)
G Larry Little (1969-80)
T Norm Evans (1966-75)
T Jon Giesler (1979-88)
C Dwight Stephenson (1980-87)
K Garo Yepremian (1970-78)
DE Vern Den Herder (1971-82)
DE Doug Betters (1978-87)
NT Manny Fernandez (1968-75)
LB Bob Brudzinski (1981-89)
LB Larry Gordon (1976-82)
LB John Offerdahl (1986-93)
LB Nick Buoniconti (1969-76)
CB Tim Foley (1970-80)
CB Don McNeal (1980-89)
S Dick Anderson (1968-77)
S Jake Scott (1970-75)
P Reggie Roby (1983-92)

(Greatest Game - San Diego 41 at Miami 38 (OT) on Jan. 2, 1982)

## SPORTS ILLUSTRATED SPORTSMAN OF THE YEAR

1993 Head Coach Don Shula

## PFWA GEORGE HALAS AWARD

1995 QB Dan Marino
2002 RB Robert Edwards

## PFWA "GOOD GUY" AWARD

2001 LB Zach Thomas
2002 T/G Mark Dixon
2003 DT Larry Chester
2004 DE David Bowens
2005 DT Vonnie Holliday/RB Ricky Williams
2006 DE Kevin Carter
2007 CB André Goodman
2008 DE Vonnie Holliday
2009 WR Reggie Camarillo
2010 RB Ronnie Brown
2011 S Yermiah Bell
2012 RB Reggie Bush/G Richie Incognito
2013 WR Mike Wallace
2014 DT Jared Odrick
2015 C Mike Pouncey
2016 S Michael Thomas
2017 G/T Jermon Bushrod
2018 S T.J. McDonald
2019 LB Jerome Baker

### PFWA "GOOD GUY" AWARD

2020 QB Ryan Fitzpatrick  
2021 WR Mack Hollins  
2022 T Terron Armstead

### PFWA PAUL "DR. Z" ZIMMERMAN AWARD

2019 Mike Westhoff (1986-2000)  
2020 Bill Arnsparger (1970-73, 1976-83)

### PFWA JACK HARRIGAN AWARD

1994 Don Shula

## DOLPHINS ANNUAL PERFORMANCE AWARDS

### DAN MARINO MOST VALUABLE PLAYER

1966 RB Joe Auer  
1967 QB Bob Griese  
1968 QB Bob Griese  
1969 LB Nick Buoniconti  
1970 QB Bob Griese, WR Paul Warfield  
1971 QB Bob Griese  
1972 QB Earl Morrall  
1973 FB Larry Csonka  
1974 QB Bob Griese  
1975 C Jim Langer  
1976 LB Steve Towle  
1977 QB Bob Griese  
1978 RB Delvin Williams  
1979 FB Larry Csonka  
1980 QB David Woodley  
1981 RB Tony Nathan  
1982 FB Andra Franklin  
1983 QB Dan Marino  
1984 QB Dan Marino  
1985 QB Dan Marino  
1986 QB Dan Marino  
1987 QB Dan Marino  
1988 QB Dan Marino  
1989 QB Dan Marino  
1990 QB Dan Marino  
1991 QB Dan Marino  
1992 QB Dan Marino  
1993 FB Keith Byars  
1994 QB Dan Marino  
1995 QB Dan Marino  
1996 LB Zach Thomas  
1997 WR O.J. McDuffie  
1998 WR O.J. McDuffie  
1999 CB Sam Madison  
2000 DE Jason Taylor  
2001 LB Zach Thomas  
2002 DE Jason Taylor, RB Ricky Williams  
2003 DE Adewale Ogunleye  
2004 DE Jason Taylor  
2005 WR Chris Chambers  
2006 DE Jason Taylor  
2007 Vacant  
2008 QB Chad Pennington, LB Joey Porter  
2009 RB Ricky Williams  
2010 Vacant  
2011 QB Matt Moore  
2012 DE Cameron Wake  
2013 CB Brent Grimes  
2014 QB Ryan Tannehill  
2015 S Reshad Jones, WR Jarvis Landry  
2016 RB Jay Ajayi  
2017 DT Ndamukong Suh  
2018 CB Xavien Howard  
2019 QB Ryan Fitzpatrick  
2020 CB Xavien Howard  
2021 WR Jaylen Waddle  
2022 WR Tyreek Hill

### NEWCOMER OF THE YEAR

(1996-2003)

1996 LB Zach Thomas  
1997 DE Jason Taylor  
1998 LB Robert Jones  
1999 WR Tony Martin  
2000 RB Lamar Smith  
2001 WR Chris Chambers  
2002 RB Ricky Williams  
2003 T Wade Smith

### OUTSTANDING OFFENSIVE BACK

(1966-95)

1966 RB Joe Auer  
1967 QB Bob Griese  
1968 WR Karl Noonan  
1969 RB Jim Kiick  
1970 FB Larry Csonka, RB Jim Kiick  
1971 FB Larry Csonka  
1972 FB Larry Csonka  
1973 FB Larry Csonka  
1974 FB Larry Csonka  
1975 FB Don Nottingham, FB Norm Bulaich  
1976 QB Bob Griese  
1977 QB Bob Griese  
1978 RB Delvin Williams  
1979 FB Larry Csonka  
1980 QB David Woodley  
1981 RB Tony Nathan  
1982 FB Andra Franklin  
1983 QB Dan Marino  
1984 QB Dan Marino  
1985 QB Dan Marino  
1986 QB Dan Marino  
1987 QB Dan Marino  
1988 QB Dan Marino  
1989 QB Dan Marino  
1990 QB Dan Marino  
1991 RB Mark Higgs  
1992 QB Dan Marino  
1993 FB Keith Byars  
1994 QB Dan Marino  
1995 RB Bernie Parmalee

### OUTSTANDING RECEIVER

(1971-95)

1971 Paul Warfield  
1972 Paul Warfield  
1973 Paul Warfield  
1974 Nat Moore  
1975 Nat Moore  
1976 Nat Moore  
1977 Nat Moore  
1978 Nat Moore  
1979 Nat Moore  
1980 Duriel Harris  
1981 Duriel Harris  
1982 Duriel Harris  
1983 Mark Duper



## OUTSTANDING RECEIVER

1984	Mark Clayton
1985	Mark Clayton
1986	Mark Duper
1987	Mark Clayton
1988	Mark Clayton
1989	Mark Clayton
1990	Mark Duper
1991	Mark Clayton
1992	Keith Jackson (TE)
1993	Irving Fryar
1994	Irving Fryar
1995	O.J. McDuffie

## OUTSTANDING OFFENSIVE LINEMAN

(1966-95)

1966	C Tom Goode
1967	T Norm Evans
1968	T Norm Evans
1969	C Tom Goode
1970	G Larry Little
1971	G Larry Little
1972	G Larry Little
1973	C Jim Langer
1974	C Jim Langer
1975	C Jim Langer
1976	C Jim Langer
1977	C Jim Langer
1978	G Bob Kuechenberg
1979	G Bob Kuechenberg
1980	G Ed Newman
1981	G Ed Newman
1982	C Dwight Stephenson
1983	C Dwight Stephenson
1984	C Dwight Stephenson
1985	C Dwight Stephenson
1986	C Dwight Stephenson
1987	C Dwight Stephenson
1988	T Ronnie Lee
1989	T Jeff Dellenbach
1990	T Richmond Webb
1991	T Richmond Webb
1992	T Richmond Webb
1993	T Richmond Webb
1994	T Richmond Webb
1995	T Richmond Webb

## OUTSTANDING DEFENSIVE BACK

(1966-95)

1966	S Willie West
1967	CB Jimmy Warren
1968	CB Jimmy Warren
1969	to linebacker
1970	to linebacker
1971	S Jake Scott
1972	S Dick Anderson
1973	S Dick Anderson
1974	CB Curtis Johnson
1975	CB Curtis Johnson
1976	S Charlie Babb
1977	S Tim Foley
1978	S Tim Foley
1979	S Tim Foley
1980	CB Don McNeal
1981	S Glenn Blackwood
1982	CB Don McNeal
1983	CB William Judson
1984	CB William Judson
1985	CB William Judson
1986	CB William Judson
1987	CB Paul Lankford
1988	S Jarvis Williams

## OUTSTANDING DEFENSIVE BACK

1989	S Jarvis Williams
1990	S Jarvis Williams
1991	S Louis Oliver
1992	S Louis Oliver
1993	CB Troy Vincent
1994	CB Troy Vincent
1995	CB Troy Vincent

## OUTSTANDING LINEBACKER

(1969-95)

1969	Ed Weisacosky
1970	Nick Buoniconti
1971	Nick Buoniconti
1972	Nick Buoniconti
1973	Nick Buoniconti
1974	Nick Buoniconti
1975	Bob Matheson
1976	Steve Towle
1977	Steve Towle
1978	Larry Gordon
1979	Larry Gordon
1980	Kim Bokamper
1981	Earnie Rhone
1982	A.J. Duhe
1983	Bob Brudzinski
1984	Bob Brudzinski
1985	Hugh Green
1986	John Offerdahl
1987	John Offerdahl
1988	John Offerdahl
1989	Barry Krauss
1990	John Offerdahl
1991	Bryan Cox
1992	Bryan Cox
1993	Bryan Cox
1994	Bryan Cox
1995	Bryan Cox

## OUTSTANDING DEFENSIVE LINEMAN

(1966-95)

1966	DE Ed Cooke
1967	DT Ray Jacobs
1968	DT Manny Fernandez
1969	DT Manny Fernandez
1970	DT Manny Fernandez
1971	DT Manny Fernandez
1972	DT Manny Fernandez
1973	DT Manny Fernandez
1974	DE Vern Den Herder
1975	DE Vern Den Herder
1976	DE Vern Den Herder
1977	DE A.J. Duhe, DT Bob Baumhower
1978	DE Vern Den Herder
1979	DE Vern Den Herder
1980	DT Bob Baumhower
1981	DT Bob Baumhower
1982	DT Bob Baumhower
1983	DE Doug Betters
1984	DE Doug Betters
1985	DT Mike Charles
1986	DE T.J. Turner
1987	DE John Bosa
1988	DT Brian Sochia
1989	DE Jeff Cross
1990	DE Jeff Cross
1991	DE Jeff Cross
1992	DE Marco Coleman
1993	DE Jeff Cross
1994	DT Tim Bowers
1995	DE Marco Coleman

## ROOKIE OF THE YEAR

(1966-95)

1966	LB Frank Emanuel
1967	WR Jack Clancy
1968	RB Jim Kiick
1969	DE Bill Stanfill
1970	S Jake Scott
1971	none
1972	none
1973	none
1974	WR Nat Moore
1975	LB Steve Towle
1976	WR Duriel Harris
1977	CB Norris Thomas
1978	CB Gerald Small
1979	K Uwe von Schamann
1980	QB David Woodley
1981	FB Andra Franklin
1982	LB Charles Bowser
1983	QB Dan Marino
1984	LB Jay Brophy
1985	K Fuad Reveiz
1986	LB John Offerdahl
1987	RB Troy Stradford
1988	S Jarvis Williams
1989	S Louis Oliver
1990	T Richmond Webb
1991	LB Bryan Cox
1992	DE Marco Coleman
1993	RB Terry Kirby
1994	DT Tim Bowers
1995	T Billy Milner

## OUTSTANDING SPECIAL TEAMS PLAYER

(1972-95)

1972	CB Lloyd Mumphord
1973	LB Bruce Bannon
1974	FB Don Nottingham
1975	S Barry Hill
1976	KR Freddie Solomon
1977	G Ed Newman
1978	CB Charles Cornelius, P George Roberts
1979	RB Tony Nathan
1980	S Don Bessillieu
1981	RB Tom Vigorito

## OUTSTANDING SPECIAL TEAMS PLAYER

1982	K Uwe von Schamann
1983	CB Robert Sowell
1984	P Reggie Roby
1985	TE Bruce Hardy
1986	CB Reyna Thompson
1987	S Liffort Hobley
1988	WR/RB Jim Jensen
1989	K Pete Stoyanovich
1990	CB Kerry Glenn
1991	P Reggie Roby, K Pete Stoyanovich
1992	K Pete Stoyanovich
1993	WR O.J. McDuffie
1994	CB Sean Hill
1995	CB Sean Hill

## TOMMY FITZGERALD AWARD

(outstanding rookie in training camp, 1969-94)

1969	CB Lloyd Mumphord
1970	LB Mike Kolen
1971	WR Otto Stowe
1972	S Charlie Babb
1973	WR Bo Rather
1974	WR Nat Moore
1975	S Barry Hill
1976	LB Larry Gordon
1977	DE A.J. Duhe, DT Bob Baumhower
1978	CB Gerald Small
1979	K Uwe von Schamann
1980	CB Don McNeal
1981	RB Tom Vigorito
1982	LB Charles Bowser
1983	QB Dan Marino
1984	RB Joe Carter
1985	RB Lorenzo Hampton
1986	LB John Offerdahl
1987	RB Troy Stradford
1988	S Jarvis Williams
1989	C Jeff Uhlenhake
1990	T Richmond Webb
1991	LB Bryan Cox
1992	DE Marco Coleman
1993	RB Terry Kirby
1994	DT Tim Bowers

## PLAYERS OF THE WEEK AND MONTH

### 1984

#### PLAYER OF THE WEEK (4):

QB Dan Marino (Week 1 at Washington) – Offense  
QB Dan Marino (Week 5 at St. Louis) – Offense  
QB Dan Marino (Week 14 vs. L.A. Raiders) – Offense  
WR Mark Clayton (Week 16 vs. Dallas) – Offense

### 1985

#### PLAYER OF THE WEEK (3):

QB Dan Marino (Week 4 at Denver) – Offense  
QB Dan Marino (Week 14 at Green Bay) – Offense  
S Glenn Blackwood (Week 15 vs. Buffalo) – Defense

### 1986

#### PLAYER OF THE WEEK (2):

LB John Offerdahl (Week 8 at Indianapolis) – Defense  
QB Dan Marino (Week 15 at L.A. Rams) – Offense

#### PLAYER OF THE MONTH (1):

QB Dan Marino (November) – Offense

### 1987

#### PLAYER OF THE WEEK (2):

RB Troy Stradford (Week 11 at Dallas) – Offense  
WR Mark Duper (Week 15 vs. Washington) – Offense

### 1988

#### PLAYER OF THE WEEK (3):

LB Mark Brown (Week 5 vs. Minnesota) – Defense  
QB Dan Marino (Week 7 vs. San Diego) – Offense  
QB Dan Marino (Week 15 vs. Cleveland) – Offense

#### PLAYER OF THE MONTH (1):

QB Dan Marino (October) – Offense

### 1989

#### PLAYER OF THE WEEK (3):

QB Dan Marino (Week 2 at New England) – Offense  
S Louis Oliver (Week 5 vs. Cleveland) – Defense  
QB Dan Marino (Week 10 at N.Y. Jets) – Offense

## 1990

### PLAYER OF THE WEEK (3):

RB Sammie Smith (Week 1 at New England) – Offense  
QB Dan Marino (Week 14 vs. Philadelphia) – Offense  
QB Dan Marino (AFC First-Round Playoff Game vs. Kansas City) – Offense (NFL)

### PLAYER OF THE MONTH (1):

LB John Offerdahl & DE Jeff Cross (October) – Defense

## 1991

### PLAYER OF THE WEEK (1):

QB Dan Marino (Week 15 vs. Cincinnati) – Offense

## 1992

### PLAYER OF THE WEEK (3):

LB Bryan Cox (Week 4 at Seattle) – Defense  
S Louis Oliver (Week 5 at Buffalo) – Defense  
CB Troy Vincent (AFC Divisional Playoff Game vs. San Diego) – Defense (NFL)

### PLAYER OF THE MONTH (1):

LB Bryan Cox (September) – Defense

## 1993

### PLAYER OF THE WEEK (4):

QB Dan Marino (Week 4 at Buffalo) – Offense  
QB Scott Mitchell (Week 6 at Cleveland) – Offense  
QB Scott Mitchell (Week 9 vs. Kansas City) – Offense  
P Dale Hatcher (Week 12 vs. New England) – Special Teams

### PLAYER OF THE MONTH (1):

QB Scott Mitchell (October) – Offense

## 1994

### PLAYER OF THE WEEK (5):

QB Dan Marino (Week 1 vs. New England) – Offense  
K Pete Stoyanovich (Week 9 at New England) – Special Teams  
WR Mark Ingram (Week 13 at N.Y. Jets) – Offense  
RB Bernie Parmalee (Week 15 vs. Kansas City) – Offense  
QB Dan Marino (AFC First-Round Playoff Game vs. Kansas City) – Offense (NFL)

## 1995

### PLAYER OF THE WEEK (2):

QB Dan Marino (Week 14 vs. Atlanta) – Offense  
CB Terrell Buckley (Week 17 at St. Louis) – Defense

## 1996

### PLAYER OF THE WEEK (2):

RB Karim Abdul-Jabbar (Week 1 vs. New England) – Offense  
K Joe Nedney (Week 16 vs. Buffalo) – Special Teams

### ROOKIE OF THE MONTH (1):

LB Zach Thomas (October) – Defense

## 1997

### PLAYER OF THE WEEK (3):

S Shawn Wooden (Week 1 vs. Indianapolis) – Defense  
LB Derrick Rodgers (Week 7 at N.Y. Jets) – Defense  
CB Terrell Buckley (Week 15 vs. Detroit) – Defense

## 1998

### PLAYER OF THE WEEK (2):

LB Robert Jones (Week 11 at Carolina) – Defense  
QB Dan Marino (Week 16 vs. Denver) – Offense

### PLAYER OF THE MONTH (2):

LB Zach Thomas (September) – Defense  
LB Robert Jones (December) – Defense

## 1999

### PLAYER OF THE WEEK (9):

QB Dan Marino (Week 1 at Denver) – Offense  
CB Sam Madison (Week 2 vs. Arizona) – Defense  
QB Dan Marino (Week 5 at Indianapolis) – Offense  
CB Sam Madison (Week 6 at New England) – Defense  
K Olindo Mare (Week 6 at New England) – Special Teams  
PR Nate Jacquet (Week 8 at Oakland) – Special Teams  
CB Sam Madison (Week 9 vs. Tennessee) – Defense  
K Olindo Mare (Week 15 vs. San Diego) – Special Teams  
DE Trace Armstrong (AFC First-Round Playoff Game vs. Seattle) – Defense (NFL)

### PLAYER OF THE MONTH (1):

K Olindo Mare (October) – Special Teams

## 2000

### PLAYER OF THE WEEK (4):

RB Lamar Smith (Week 1 vs. Seattle) – Offense  
S Brian Walker (Week 11 at San Diego) – Defense  
RB Lamar Smith (AFC First-Round Playoff Game vs. Indianapolis) – Offense (NFL)  
P Matt Turk (AFC First-Round Playoff Game vs. Indianapolis) – Special Teams (NFL)

### ROOKIE OF THE MONTH (1):

T Todd Wade (October) – Offense

## 2001

### PLAYER OF THE WEEK (5):

LB Zach Thomas (Week 1 at Tennessee) – Defense  
P Matt Turk (Week 4 vs. New England) – Special Teams  
P Matt Turk (Week 12 vs. Denver) – Special Teams  
S Brock Marion (Week 13 vs. Indianapolis) – Defense  
LB Zach Thomas (Week 16 vs. Atlanta) – Defense

### PLAYER OF THE MONTH (1):

S Brock Marion (December) – Defense

### ROOKIE OF THE MONTH (1):

WR Chris Chambers (November) – Offense

## 2002

### PLAYER OF THE WEEK (5):

DE Jason Taylor (Week 6 at Denver) – Defense  
DE Adewale Ogunleye (Week 11 vs. Baltimore) – Defense  
RB Ricky Williams (Week 12 vs. San Diego) – Offense  
RB Ricky Williams (Week 14 vs. Chicago) – Offense  
DE Jason Taylor (Week 15 vs. Oakland) – Defense

### PLAYER OF THE MONTH (2):

DE Jason Taylor (October) – Defense  
DE Jason Taylor (November) – Defense

## 2003

### PLAYER OF THE WEEK (3):

DE Adewale Ogunleye (Week 3 vs. Buffalo) – Defense  
DE Jason Taylor (Week 12 vs. Washington) – Defense  
QB Jay Fiedler (Week 13 at Dallas) – Offense

### PLAYER OF THE MONTH (1):

CB Patrick Surtain (October) – Defense

## 2004

### PLAYER OF THE WEEK (2):

Wes Welker (Week 5 at New England) – Special Teams  
DE Jason Taylor (Week 12 at San Francisco) – Defense

## 2005

### PLAYER OF THE WEEK (2):

S Lance Schulters (Week 3 vs. Carolina) – Defense  
DE Jason Taylor (Week 12 at Oakland) – Defense

## 2005

### PLAYER OF THE WEEK (2):

WR Chris Chambers (Week 13 vs. Buffalo) – Offense  
LB Zach Thomas (Week 14 at San Diego) – Defense

## 2006

### PLAYER OF THE WEEK (2):

DE Jason Taylor (Week 9 at Chicago) – Defense  
DE Jason Taylor (Week 11 vs. Minnesota) – Defense

### PLAYER OF THE MONTH (1):

DE Jason Taylor (November) – Defense

## 2007

### PLAYER OF THE WEEK (1):

QB Cleo Lemon (Week 15 vs. Baltimore) – Offense

## 2008

### PLAYER OF THE WEEK (3):

RB Ronnie Brown (Week 3 at New England) – Offense  
QB Chad Pennington (Week 8 vs. Buffalo) – Offense  
K Dan Carpenter (Week 14 vs. Buffalo at Toronto) – Special Teams

### PLAYER OF THE MONTH (2):

LB Joey Porter (October) – Defense  
K Dan Carpenter (November) – Special Teams

## 2009

### PLAYER OF THE WEEK (3):

KR Ted Ginn, Jr. (Week 7 at N.Y. Jets) – Special Teams  
RB Ricky Williams (Week 11 at Carolina) – Offense  
K Dan Carpenter (Week 13 vs. New England) – Special Teams

### PLAYER OF THE MONTH (1):

KR Ted Ginn, Jr. (November) – Special Teams

## 2010

### PLAYER OF THE WEEK (2):

K Dan Carpenter (Week 6 at Green Bay) – Special Teams  
K Dan Carpenter (Week 8 at Cincinnati) – Special Teams

### PLAYER OF THE MONTH (1):

K Dan Carpenter (October) – Special Teams

## 2011

### PLAYER OF THE WEEK (2):

QB Matt Moore (Week 9 at Kansas City) – Offense  
RB Reggie Bush (Week 15 at Buffalo) – Offense

## 2012

### PLAYER OF THE WEEK (3):

RB Reggie Bush (Week 2 vs. Oakland) – Offense  
DT Randy Starks (Week 5 at Cincinnati) – Defense  
DE Oliver Vernon (Week 8 at N.Y. Jets) – Special Teams

### PLAYER OF THE MONTH (1):

DE Cameron Wake (October) – Defense

## 2013

### PLAYER OF THE WEEK (3):

DE Cameron Wake (Week 9 vs. Cincinnati) – Defense  
DE Olivier Vernon (Week 13 at N.Y. Jets) – Defense  
S Michael Thomas (Week 15 vs. New England) – Defense

## 2014

### PLAYER OF THE WEEK (2):

DE Cameron Wake (Week 1 vs. New England) – Defense  
S Louis Delmas (Week 8 at Jacksonville) – Defense

## 2014

### PLAYER OF THE WEEK (2):

CB Brent Grimes (Week 9 vs. San Diego) – Defense

### PLAYER OF THE MONTH (1):

Ret. Jarvis Landry (October) – Special Teams

## 2015

### PLAYER OF THE WEEK (3):

Ret. Jarvis Landry (Week 1 at Washington) – Special Teams  
DE Cameron Wake (Week 6 at Tennessee) – Defense  
QB Ryan Tannehill (Week 7 vs. Houston) – Offense

## 2016

### PLAYER OF THE WEEK (4):

RB Jay Ajayi (Week 6 vs. Pittsburgh) – Offense  
RB Jay Ajayi (Week 7 vs. Buffalo) – Offense  
QB Matt Moore (Week 15 at N.Y. Jets) – Offense  
RB Jay Ajayi (Week 16 at Buffalo) – Offense

## 2017

### PLAYER OF THE WEEK (2):

K Cody Parkey (Week 2 at L.A. Chargers) – Special Teams  
CB Xavien Howard (Week 14 vs. New England) – Defense

## 2018

### PLAYER OF THE WEEK (4):

Ret. Jakeem Grant Sr. (Week 1 vs. Tennessee) – Special Teams  
WR Albert Wilson (Week 6 vs. Chicago) – Offense  
P Matt Haack (Week 9 vs. N.Y. Jets) – Special Teams  
CB Xavien Howard (Week 13 vs. Buffalo) – Defense

## 2019

### PLAYER OF THE WEEK (3):

K Jason Sanders (Week 10 at Indianapolis) – Special Teams  
K Jason Sanders (Week 13 vs. Philadelphia) – Special Teams  
QB Ryan Fitzpatrick (Week 16 vs. Cincinnati) – Offense

### PLAYER OF THE MONTH (1):

K Jason Sanders (December) – Special Teams

## 2020

### PLAYER OF THE WEEK (4):

K Jason Sanders (Week 5 at San Francisco) – Special Teams  
Ret. Jakeem Grant Sr. (Week 8 vs. L.A. Rams) – Special Teams  
LB Kyle Van Noy (Week 13 vs. Cincinnati) – Defense  
K Jason Sanders (Week 16 at Las Vegas) – Special Teams

### PLAYER OF THE MONTH (2):

K Jason Sanders (October) – Special Teams  
K Jason Sanders (November) – Special Teams

## 2021

### PLAYER OF THE WEEK (2):

CB Xavien Howard (Week 10 vs. Baltimore) – Defense  
P Michael Palardy (Week 13 vs. N.Y. Giants) – Special Teams

### PLAYER OF THE MONTH (1):

LB Jerome Baker (December) – Defense

## 2022

### PLAYER OF THE WEEK (1):

QB Tua Tagovailoa (Week 2 at Baltimore) – Offense

### PLAYER OF THE MONTH (1):

LB Melvin Ingram (September) – Defense

## LEAGUE LEADERS (INDIVIDUAL)

### POINTS

YEAR	PLAYER	TOTAL
1971	Garo Yepremian	117
1992	Pete Stoyanovich	124
2020	Jason Sanders (tied, two others)	144

### TOTAL TOUCHDOWNS

YEAR	PLAYER	TOTAL
1984	Mark Clayton (tied, Marcus Allen of L.A. Raiders)	18
1997	Karim Abdul-Jabbar	16

### RUSHING TOUCHDOWNS

YEAR	PLAYER	TOTAL
1972	Mercury Morris	12
1997	Karim Abdul-Jabbar (tied, Terrell Davis of Denver)	15

### RECEIVING TOUCHDOWNS

YEAR	PLAYER	TOTAL
1971	Paul Warfield	11
1977	Nat Moore	12
1984	Mark Clayton	18
1988	Mark Clayton	14

### FIELD GOALS

YEAR	PLAYER	TOTAL
1991	Pete Stoyanovich (tied, Chip Lohmiller of Washington)	31
1992	Pete Stoyanovich (tied, Chip Lohmiller of Washington)	30
1999	Olindo Mare	39

### RUSHING

YEAR	PLAYER	TOTAL
2002	Ricky Williams	1,853

### QUARTERBACK RATING

YEAR	PLAYER	TOTAL
1977	Bob Griese	88.0
1984	Dan Marino	108.9
2022	Tua Tagovailoa	105.5

### PASSING YARDS

YEAR	PLAYER	TOTAL
1984	Dan Marino	5,084
1985	Dan Marino	4,137
1986	Dan Marino	4,746
1988	Dan Marino	4,434
1992	Dan Marino	4,116

### TOUCHDOWN PASSES

YEAR	PLAYER	TOTAL
1977	Bob Griese	22
1984	Dan Marino	48
1985	Dan Marino	30
1986	Dan Marino	44

### PASS COMPLETIONS

YEAR	PLAYER	TOTAL
1984	Dan Marino	362
1985	Dan Marino	336
1986	Dan Marino	378
1988	Dan Marino	354
1992	Dan Marino	330

### PASS ATTEMPTS

YEAR	PLAYER	TOTAL
1984	Dan Marino	564
1986	Dan Marino	623
1988	Dan Marino	606
1992	Dan Marino	554

### COMPLETION PERCENTAGE

YEAR	PLAYER	TOTAL
1978	Bob Griese	63.0
2008	Chad Pennington	67.4

### RECEPTIONS

YEAR	PLAYER	TOTAL
1998	O.J. McDuffie	90
2017	Jarvis Landry	112

### GROSS PUNTING

YEAR	PLAYER	TOTAL
1991	Reggie Roby	45.7
1996	John Kidd	46.3
2012	Brandon Fields	50.2

### NET PUNTING

YEAR	PLAYER	TOTAL
2005	Donnie Jones	39.3

### INTERCEPTIONS

YEAR	PLAYER	TOTAL
1967	Dick Westmoreland	10
1973	Dick Anderson	8
1999	Sam Madison (tied, four others)	7
2018	Xavien Howard (tied, two others)	7
2020	Xavien Howard	10

### KICKOFF RETURNS

YEAR	PLAYER	TOTAL
1976	Duriel Harris	32.9
1983	Fulton Walker	26.7

### SACKS

YEAR	PLAYER	TOTAL
2002	Jason Taylor	18.5

## LEAGUE LEADERS (TEAM)

### MOST POINTS SCORED

YEAR	TOTAL
1972	385
1984	513
1986	430

### MOST RUSHING YARDS

YEAR	TOTAL
1971	2429
1972	2960

### FEWEST POINTS ALLOWED

YEAR	TOTAL
1972	171
1973	150
1983	250
1998	265

### MOST PASSING YARDS

YEAR	TOTAL
1984	5018
1986	4779
1987	3876
1988	4516
1993	4353

### MOST TOTAL YARDS

YEAR	TOTAL
1972	5036
1984	6936
1994	6078

### FEWEST PASSING YARDS ALLOWED

YEAR	TOTAL
1972	1290
1982	1027
2001	2829

### FEWEST TOTAL YARDS ALLOWED

YEAR	TOTAL
1972	2312
1983	3297


### MOST TAKEAWAYS

YEAR	TOTAL
1978	53
2020	29

## RECORDS OF DOLPHINS STARTING QBs

PLAYER	YEARS	REGULAR SEASON	PLAYOFFS	TOTAL
Dan Marino	1983-99	147-93-0	8-10	155-103-0
Bob Griese	1967-80	92-56-3	6-5	98-61-3
Ryan Tannehill	2012-18	42-46-0	0-0	42-46-0
Jay Fiedler	2000-04	36-23-0	1-2	37-25-0
David Woodley	1980-83	27-12-1	3-2	30-14-1
Tua Tagovailoa	2020-22	21-13-0	0-0	21-13-0
Don Strock	1974-87	14-6-0	0-0	14-6-0
Earl Morrall	1972-76	11-1-0	2-0	13-1-0
Chad Henne	2008-10	13-19-0	0-0	13-19-0
Chad Pennington	2008-10	12-8-0	0-1	12-9-0
Gus Frerotte	2005	9-6-0	0-0	9-6-0
Ryan Fitzpatrick	2019-20	9-11-0	0-0	9-11-0
Matt Moore	2011-17	8-9-0	0-1	8-10-0
Jay Cutler	2017	6-8-0	0-0	6-8-0
Damon Huard	1997-2000	5-1-0	0-0	5-1-0
Joey Harrington	2006	5-6-0	0-0	5-6-0
Brian Griese	2003	3-2-0	0-0	3-2-0
Scott Mitchell	1990-93	3-4-0	0-0	3-4-0
A.J. Feeley	2004	3-5-0	0-0	3-5-0
John Stofa	1966-67, 1969-70	2-0-0	0-0	2-0-0
Steve DeBerg	1993	2-2-0	0-0	2-2-0
Jacoby Brissett	2021	2-3-0	0-0	2-3-0
Brock Osweiler	2018	2-3-0	0-0	2-3-0
Ray Lucas	2001-02	2-4-0	0-0	2-4-0
George Wilson, Jr.	1966	2-5-0	0-0	2-5-0
George Mira	1971	1-0-0	0-0	1-0-0
Skylar Thompson	2022	1-1-0	0-1	1-2-0
Craig Erickson	1996-98	1-2-0	0-0	1-2-0
Kyle Mackey	1987	1-2-0	0-0	1-2-0
Daunte Culpepper	2006	1-3-0	0-0	1-3-0
Cleo Lemon	2005-07	1-7-0	0-0	1-7-0
Rick Norton	1966-69	1-10-0	0-0	1-10-0
Tyler Thigpen	2009-10	0-1-0	0-0	0-1-0
Teddy Bridgewater	2022	0-2-0	0-0	0-2-0
Sage Rosenfels	2002-05	0-2-0	0-0	0-2-0
Bernie Kosar	1994-96	0-2-0	0-0	0-2-0
Josh Rosen	2019	0-3-0	0-0	0-3-0
John Beck	2007	0-4-0	0-0	0-4-0
Dick Wood	1966	0-4-0	0-0	0-4-0
Trent Green	2007	0-5-0	0-0	0-5-0

## DOLPHINS IN THE HALL OF FAME



### DON SHULA

INDUCTED: 1997 // BORN: 1/4/30 // DIED: 5/4/20

COLLEGE: JOHN CARROLL

PLAYER: 1951-57 // ASSISTANT COACH: 1960-62

HEAD COACH: 1963-95 // DOLPHINS HEAD COACH: 1970-95

PRESENTED INTO HALL BY: DAVID AND MIKE SHULA



1972, 1973



1971, 1972, 1973, 1982, 1984

On July 26, 1997, Don Shula capped an illustrious career when he was inducted into the Pro Football Hall of Fame in Canton, Ohio, following his election into that shrine on Jan. 25, 1997, his first year of eligibility. Shula's unanimous election to the Hall was the ultimate honor in a career full of record-setting accomplishments.

For 25 years, from Jan. 5, 1996 until his death in 2020, Shula served as Vice Chairman of the Miami Dolphins. In total, he spent 50 seasons with the Dolphins, a tenure that started when he was named head coach of the club in 1970. He was enshrined on the Dolphins Honor Roll at Hard Rock Stadium on Nov. 25, 1996, and was inducted in the Dolphins Walk of Fame on Dec. 4, 2011.

Shula's record as head coach of the Dolphins (1970-95) and before that as head coach of the Baltimore Colts (1963-69) is unmatched in National Football League history. In 1995, he concluded his 33rd season as an NFL head coach and his 26th season as head coach of the Dolphins. He owned a career record of 347-173-6 (.665), including a regular season mark of 328-156-6 (.676), and was the winningest coach in NFL history.

On Nov. 14, 1993 in Philadelphia, when the Dolphins defeated the Philadelphia Eagles 19-14, Shula won his 325th career game, moving him past the immortal George Halas (324-151-31) and setting an NFL record for most career victories, a mark once thought to be unreachable. Shula's 328 regular season wins also is an NFL record, surpassing Halas' former NFL mark of 318 regular season victories. Shula, Halas and New England's Bill Belichick are the only NFL coaches to win 300 or more career games, as Shula recorded his 300th career win on Sept. 22, 1991, with a 16-13 triumph over Green Bay in just his 29th year as an NFL head coach, as compared to 36 seasons for Halas to accomplish that feat. Belichick did it in 25 years.

In addition, Shula won Super Bowl titles in 1972 and 1973, one of only six coaches in NFL history to win consecutive Super Bowls. His 1972 team went 17-0, recording the only undefeated season in NFL annals. He was one of only two coaches (along with Belichick) to appear in six or more Super Bowls, and was one of only two coaches (along with Buffalo's Marv Levy) to reach the Super Bowl three straight seasons (1971-73). He also advanced to the Super Bowl with the Dolphins in 1982 and 1984, as well as in 1968 as head coach of the Baltimore Colts.

A remarkable 20 times in 33 seasons, Shula's teams reached the playoffs. His teams won at least 10 games 21 times in those 33 years, and he suffered only two losing seasons (6-8 in 1976 and 6-10 in 1988) in that span. He averaged more than 10 wins per season in his career (347 wins in 33 years as a head coach), and he was the youngest coach to win 100, 200 and 300 games.

During Shula's tenure with the Dolphins, from the time he replaced George Wilson on Feb. 18, 1970 to become the franchise's second-ever head coach through his final season in 1995, his winning percentage of .658 (257-133-2) during that time was the best record in all of professional sports. The Dolphins either won or shared first place in the AFC East 15 times in the 26 years under Shula, and reached the playoffs 16 times. His ultimate achievement was the NFL's only unbeaten, untied record of 17-0 in 1972, capped by a 14-7 win over Washington in Super Bowl VII. He won a second consecutive Super Bowl title in 1973, defeating the Minnesota Vikings 24-7 in Super Bowl VIII, and compiled an overall record of 32-2 in those back-to-back seasons, a two-year mark that has yet to be surpassed.

Before joining the Dolphins, Shula spent seven years (1963-69) as head coach of the Colts. In that span, he compiled a record of 73-26-4 (.728) and advanced to the playoffs four times, including two appearances in the NFL Championship Game, in 1964 and 1968 after 12-2 and 13-1 campaigns, respectively. He became the youngest head coach (33 years old) in the history of the NFL when he was named the Colts' head coach in 1963.

Shula succeeded Weeb Ewbank as head coach in Baltimore after serving three years (1960-62) as defensive coordinator of the Detroit Lions, with the team going 26-13-1 in that period. Shula entered the coaching ranks with an assistant's job at Virginia (1958) and Kentucky (1959) before joining the Lions.

Shula broke into the NFL as the lone rookie on Coach Paul Brown's defending NFL champion Cleveland Browns in 1951. He was involved in the largest trade in modern NFL history, a 15-player deal with Baltimore

in 1953, and Shula played four seasons with the Colts (1953-56) and one season at Washington (1957) at right cornerback. He had 21 career interceptions for 247 yards in seven seasons. In college, he was a running back at John Carroll University in Cleveland, and in 1950 he gained 125 yards when the Blue Streaks upset Syracuse, 21-15.

Shula also contributed to the growth of the NFL off the field by serving from 1975 through 1995 (including the last two years in that span as co-chairman along with George Young of the New York Giants) on the league's influential Competition Committee, which evaluates and recommends changes in playing rules to make the game more open and exciting, and to improve player safety.

In addition to his own election to the Pro Football Hall of Fame, Shula was selected to present five other members for induction into the Hall (Larry Csonka, Bob Griese, Jim Langer, Larry Little and Dwight Stephenson), including two (Csonka and Langer) on the same day. Shula was one of six individuals (along with Al Davis, Paul Brown, Tom Landry, Marv Levy and Edward DeBartolo) to present five or more inductees into the Hall.

On Nov. 20, 2019, Shula was named as a coach on the National Football League's 100th Anniversary All-Time Team.

Shula was further honored on Jan. 31, 2010, when NFL Commissioner Roger Goodell announced the establishment of a new league award – “The Don Shula NFL High School Coach of the Year Award” – which honors high school football coaches that display the integrity, achievement and leadership that Coach Shula exemplified throughout his NFL career. The Don Shula Award winner is recognized at the Super Bowl and receives \$10,000 and his high school football program is awarded \$15,000.

In addition, on that same day the Dolphins unveiled the “Perfect Moment in Time” statue in honor of Coach Shula. The 10-foot sculpture depicts Coach Shula raised upon the shoulders of two players, Nick Buoniconti and Al Jenkins, and captures the perfect moment in time immediately after the Dolphins completed their undefeated season in 1972. The statue adorns the entrance of the Dolphins' corporate headquarters at Hard Rock Stadium, and that office bears the address of “347 Don Shula Drive” to reflect the total number of victories Shula amassed during his career.

Along with his football responsibilities, Shula always gave considerable time, plus financial and emotional support, to many area charities. The Don Shula Foundation, formed primarily to assist breast cancer research, was established as a tribute to his late wife, Dorothy. Shula was also active in the American Cancer Society, March of Dimes, American Red Cross, the United Way and Catholic Charities.

A member of the Class of 1951 at John Carroll, Shula helped fund a \$1 million chair in the University's Department of Philosophy. On Sept. 27, 2003, John Carroll University showed its appreciation for Shula's support of the school by naming its new stadium Don Shula Stadium. Shula also received honorary doctorate degrees from John Carroll, St. Thomas University, the University of Miami and Florida Atlantic University.

Because of his success on the football field and his long-time civic and charitable service, Shula received countless prestigious awards recognizing his contributions, including the 1993 Sports Illustrated Sportsman of the Year Award and the 1994 Horatio Alger Award. In addition, along with Ken Blanchard, in 1995 Shula co-authored “Everyone's A Coach,” a highly acclaimed book that outlines the application of their managerial philosophies for business and personal success. Shula personified those business principles himself, serving as an equity partner in two highly successful undertakings, Shula Enterprises, Inc. along with Don Shula's Steakhouse, LLLP.

Shula's oldest son, David, and his wife, Leslie, have three sons, Danny, Christopher and Matthew. David served as the head coach of the Cincinnati Bengals from 1992-96, and when Don Shula's Dolphins played David Shula's Bengals on October 2, 1994 and October 1, 1995, both at Cincinnati's Riverfront Stadium, it marked the only two times in the history of professional sports that a father and son faced each other as head coaches. David currently is the wide receivers coach at Dartmouth. His son, Chris, is the pass rush coordinator/linebackers coach for the Los Angeles Rams. He won Super Bowl LVI with the team and is a third-generation Shula to coach in the NFL, following his father and grandfather.

Shula's other son, Mike, currently is an assistant coach for the Buffalo Bills. He spent two seasons (2020-21) as quarterbacks coach for the Denver Broncos and the previous two seasons (2018-19) as offensive coordinator for the New York Giants. Mike also spent seven years with the Carolina Panthers as the team's offensive coordinator (2013-17) and quarterbacks coach (2011-12). He joined the Panthers after serving four years as the quarterbacks coach of the Jacksonville Jaguars (2007-10). He spent four seasons (2003-06) as the head coach at the University of Alabama and led the Crimson Tide to a Cotton Bowl win and a 10-2 record in 2005. He had rejoined the Dolphins' staff as quarterbacks coach in 2000 after serving the four previous seasons as the offensive coordinator of the Tampa Bay Buccaneers; he also spent the 1991-92 seasons as a coaches' assistant under his father in Miami. Mike and his wife, Shari, have three daughters, Samantha, Brooke and Ryan.

Mike and David Shula presented their father for induction into the Pro Football Hall of Fame in 1997, becoming the first pair ever to present a Hall of Famer for induction.

Shula's oldest daughter, Donna, has five children: Alex, Lindsey, Tyler, and twins Calvin and Carly. Another daughter, Sharon, resides in New York, while youngest daughter, Annie, lives and works in Broward County.

His widow, Mary Anne, serves as Chairman of the Board for Shula Steak Houses, LLLP, and continues to be very active in charitable and community affairs. The couple visited U.S. soldiers stationed in Iraq and Afghanistan as part of a USO tour to raise troop morale. They were married on Oct. 15, 1993.

Shula passed away on May 4, 2020, at the age of 90. The Dolphins held a public celebration of his life at Hard Rock Stadium on Oct. 2, 2021, featuring remarks from the Shula family and several Dolphins alumni.



## DON SHULA'S CAREER RECORD

YEAR	TEAM	W	L	T	PCT.	FINISH
1963	Baltimore	8	6	0	.571	3rd, NFL West Conf.
1964*	Baltimore	12	2	0	.857	1st, NFL West Conf.
1965	Baltimore	10	3	1	.750	T-1st, NFL West Conf.
1966	Baltimore	9	5	0	.643	2nd, NFL West Conf.
1967	Baltimore	11	1	2	.857	T-1st, NFL Coastal
1968*	Baltimore	13	1	0	.929	1st, NFL Coastal
1969	Baltimore	8	5	1	.607	2nd, NFL Coastal
1970	Miami	10	4	0	.714	2nd, AFC East
1971*	Miami	10	3	1	.750	1st, AFC East
1972**	Miami	14	0	0	1.000	1st, AFC East
1973**	Miami	12	2	0	.857	1st, AFC East
1974	Miami	11	3	0	.786	1st, AFC East
1975	Miami	10	4	0	.714	T-1st, AFC East
1976	Miami	6	8	0	.429	3rd, AFC East
1977	Miami	10	4	0	.714	T-1st, AFC East
1978	Miami	11	5	0	.688	T-1st, AFC East
1979	Miami	10	6	0	.625	1st, AFC East
1980	Miami	8	8	0	.500	3rd, AFC East
1981	Miami	11	4	1	.719	1st, AFC East
1982*	Miami	7	2	0	.777	1st, AFC East
1983	Miami	12	4	0	.750	1st, AFC East
1984*	Miami	14	2	0	.875	1st, AFC East
1985	Miami	12	4	0	.750	1st, AFC East
1986	Miami	8	8	0	.500	3rd, AFC East
1987	Miami	8	7	0	.533	T-2nd, AFC East
1988	Miami	6	10	0	.375	5th, AFC East
1989	Miami	8	8	0	.500	T-2nd, AFC East
1990	Miami	12	4	0	.750	2nd, AFC East
1991	Miami	8	8	0	.500	T-2nd, AFC East
1992	Miami	11	5	0	.688	1st, AFC East
1993	Miami	9	7	0	.563	2nd, AFC East
1994	Miami	10	6	0	.625	1st, AFC East
1995	Miami	9	7	0	.563	T-2nd, AFC East

\* NFL runner-up

\*\* NFL Champion

	REGULAR SEASON				ALL GAMES			
	W	L	T	PCT.	W	L	T	PCT.
Baltimore Totals	71	23	4	.745	73	26	4	.728
Miami Totals	257	133	2	.658	274	147	2	.650
<b>33-YEAR TOTALS</b>	<b>328</b>	<b>156</b>	<b>6</b>	<b>.676</b>	<b>347</b>	<b>173</b>	<b>6</b>	<b>.665</b>

## NFL'S TOP 20 COACHES

(based on career wins)

COACH	YRS	TEAMS	REGULAR SEASON				CAREER			
			W	L	T	PCT.	W	L	T	PCT.
<b>DON SHULA</b>	<b>33</b>	<b>COLTS, DOLPHINS</b>	<b>328</b>	<b>156</b>	<b>6</b>	<b>.676</b>	<b>347</b>	<b>173</b>	<b>6</b>	<b>.665</b>
Bill Belichick	28	Browns, Patriots	298	152	0	.662	329	165	0	.666
George Halas	40	Bears	318	148	31	.671	324	151	31	.671
Tom Landry	29	Cowboys	250	162	6	.605	270	178	6	.601
Andy Reid	24	Eagles, Chiefs	247	138	1	.641	269	154	1	.636
Curly Lambeau	33	Packers, Cardinals, Washington	226	132	22	.623	229	134	22	.623
Chuck Noll	23	Steelers	193	148	1	.563	209	156	1	.572
M. Schottenheimer	21	Browns, Chiefs, Washington, Chargers	200	126	1	.613	205	139	1	.596
Dan Reeves	23	Broncos, Giants, Falcons	190	165	2	.535	201	174	2	.536
Chuck Knox	22	Rams, Bills, Seahawks	186	147	1	.558	193	158	1	.550
Bill Parcells	19	Giants, Patriots, Jets, Cowboys	172	130	1	.569	183	138	1	.570
Tom Coughlin	20	Jaguars, Giants	170	150	0	.531	182	157	0	.537
Mike Shanahan	20	Raiders, Broncos, Washington	170	138	0	.552	178	144	0	.553
Jeff Fisher	22	Oilers/Titans, Rams	173	165	1	.512	178	171	1	.510
Mike Holmgren	17	Packers, Seahawks	161	111	0	.592	174	122	0	.588
Pete Carroll	17	Jets, Patriots, Seahawks	161	112	1	.589	172	123	1	.583
Joe Gibbs	16	Washington	154	94	0	.621	171	101	0	.629
Mike Tomlin	15	Steelers	163	93	2	.636	171	102	2	.625
Paul Brown	21	Browns, Bengals	166	100	6	.621	170	108	6	.609
Bud Grant	18	Vikings	158	96	5	.620	168	108	5	.607

## DON SHULA'S MILESTONES

Don Shula passed the immortal George Halas to become the winningest coach in NFL history when he registered victory number 325 in Miami's 19-14 win at Philadelphia on Nov. 14, 1993. Shula concluded coaching with a career record of 347-173-6 (.665). On Dec. 25, 1994, in Miami's 27-20 win over Detroit, Shula won the 319th regular season game of his career and broke the NFL record for most regular season coaching wins by Halas (318 wins). Shula owned a 328-156-6 (.676) regular season record. In 1991, Shula joined Halas (324 wins) as the only NFL coaches with 300 or more career wins. Shula accomplished his milestone 300th career win with a 16-13 triumph over the Green Bay Packers on Sept. 22, 1991. Shula won the 300th regular-season game of his coaching career with a 16-13 overtime win at New England on Dec. 27, 1992.

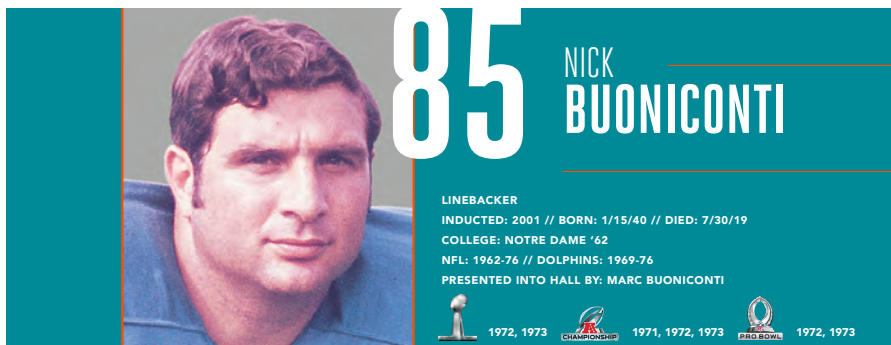
Shula added another historic career milestone in Miami's 30-7 win over the Buffalo Bills on Sept. 16, 1990, as he recorded his 200th regular season victory since joining the Dolphins in 1970. Shula joined Hall of Fame coaches Curly Lambeau (Green Bay), George Halas (Chicago) and Tom Landry (Dallas) as the only NFL coaches to earn 200 or more regular season wins with one NFL club. Bill Belichick (New England) would later join that list.

CAREER NFL WINS				
CAREER WIN NO.	OPPONENT	SCORE	DATE	OPPOSING HEAD COACH
1	at San Francisco	20-14	9/22/63	Red Hickey
50	New Orleans	30-10	12/10/67	Tom Fears
100	San Diego	24-10	10/15/72	Harland Svare
150	N.Y. Jets	16-0	9/26/76	Lou Holtz
200	at New England	30-27 (OT)	11/8/81	Ron Erhardt
250	at Buffalo	23-14	11/24/85	Hank Bullough
300	Green Bay	16-13	9/22/91	Lindy Infante
324	Kansas City	30-10	10/31/93	Marty Schottenheimer
325	at Philadelphia	19-14	11/14/93	Rich Kotite
347	at St. Louis	41-22	12/24/95	Rich Brooks

REGULAR-SEASON NFL WINS				
REGULAR SEASON WIN NO.	OPPONENT	SCORE	DATE	OPPOSING HEAD COACH
1	at San Francisco	20-14	9/22/63	Red Hickey
50	New Orleans	30-10	12/10/67	Tom Fears
100	New England	52-0	11/12/72	Phil Bengtson
150	at N.Y. Jets	14-10	11/6/77	Walt Michaels
200	Buffalo	27-10	12/27/82	Chuck Knox
250	Pittsburgh	35-24	11/1/87	Chuck Noll
300	at New England	16-13(OT)	12/27/92	Dick MacPherson
318	Kansas City	45-28	12/12/94	Marty Schottenheimer
319	Detroit	27-20	12/25/94	Wayne Fontes
328	at St. Louis	41-22	12/24/95	Rich Brooks

REGULAR-SEASON WINS WITH DOLPHINS				
REGULAR SEASON WIN NO.	OPPONENT	SCORE	DATE	OPPOSING HEAD COACH
1	at Houston	20-10	9/27/70	Wally Lemm
50	Kansas City	9-3	10/20/74	Hank Stram
100	Green Bay	27-7	10/28/79	Bart Starr
150	at New England	44-24	10/21/84	Ron Meyer
200	Buffalo	30-7	9/16/90	Marv Levy
250	at New England	20-3	9/10/95	Bill Parcells

REGULAR-SEASON GAMES AS NFL COACH				
REGULAR SEASON GAME NO.	OPPONENT	SCORE	DATE	OPPOSING HEAD COACH
1	N.Y. Giants	28-37	9/15/63	Allie Sherman
50	Washington	37-10	11/6/66	Otto Graham
100	at Houston	20-10	9/27/70	Wally Lemm
150	Kansas City	9-3	10/20/74	Hank Stram
200	Buffalo	31-14	12/17/77	Jim Ringo
250	Pittsburgh	30-10	9/10/81	Chuck Noll
300	at San Diego	28-34	11/18/84	Don Coryell
350	at Philadelphia	28-10	12/13/87	Buddy Ryan
400	New England	17-10	10/18/90	Rod Rust
450	at N.Y. Jets	10-27	11/7/93	Bruce Coslet



Elected to the Pro Football Hall of Fame in 2001 after being named for the first time that year as a nominee from the pre-1976 era by the Hall's Seniors Committee ... Until Jason Taylor was elected in 2017, Buoniconti was the only member of the Dolphins defense to be elected to the Hall of Fame ... Selected in the 13th round (102nd player overall) in 1962 AFL Draft by the Boston Patriots ... Played with the Patriots from 1962-69 ... Traded to the Dolphins on March 24, 1969 ... Played with the Dolphins from 1969-74 and 1976 ... Played in 183 games over 14 seasons ... Recorded 32 career interceptions ...

**DOLPHINS:** Driving force of Dolphins famed "No Name Defense" ... Inspired teammates with outstanding play and fiery leadership ... During seven seasons with Dolphins, team made three consecutive Super Bowl appearances (Super Bowls VI, VII, VIII), winning two ... Led team in tackles each season from 1969-73 ... Played 1971 season with right wrist in cast and set team record with 96 unassisted tackles ... Blocked a field goal attempt by the Kansas City Chiefs in overtime to extend the NFL's longest-game into a second overtime in a 1971 playoff game the Dolphins won 27-24 ... Stopped fourth-down play at 9-yard line in 1971 AFC Championship Game to protect 7-0 halftime lead on way to 21-0 triumph over Baltimore ... Recorded an interception in final two minutes in AFC Championship Game in Pittsburgh to advance the Dolphins to Super Bowl VII ... Posted key interception in Super Bowl VII to preserve the NFL's only perfect season ... Recorded eight career regular season interceptions ... Scored his only touchdown on a 13-yard fumble recovery Sept. 30, 1973 against New England ...

**PATRIOTS:** Member of the New England Patriots Hall of Fame ... Key contributor to the Patriots first championship game appearance in the 1963 AFL Championship ... Leading vote-getter on the 1966 AFL All-Star team ... Recorded 24 interceptions with the Patriots ... Played in five AFL All-Star games with Patriots ... Still ranks tied for 10th in Patriots history for career interceptions, 24 ... Had three interceptions in a game vs. Buffalo on Oct. 20, 1968 ...

**AFL/NFL HONORS:** Voted to All-Time AFL Team in 1969 ... Named to the All-AFL 10 Year Anniversary Team in 1971 ... Voted first team All-AFL during the 1964-67 and 1869 seasons, second-team All-AFL in 1962-63 and 1968 and second-team All-NFL from 1972-73 ...

**AFL ALL-STAR/PRO BOWLS:** Named to the AFL All-Star Team six times (1963-1967, 1969) and to the Pro Bowl two times (1972-73) ...

**DOLPHINS HONORS:** Member of the Dolphins' 25th and 50th Season anniversary teams ... Enshrined on the Dolphins Honor Roll at Hard Rock Stadium on Nov. 18, 1991 ... Charter inductee in the Dolphins' Walk of Fame on Dec. 4, 2011 ... Honored as the team's Most Valuable Player in 1969.

## PERSONAL

Attended Cathedral High School in Springfield, Mass ... A plaque honoring him as a "Hometown Hall of Famer" was unveiled in 2012 at the school... Graduated from Notre Dame ... Earned a J.D. degree from Suffolk University Law School during his years with the Patriots ... Was a practicing attorney for a short time ... As a player agent, he represented some 30 professional athletes, including baseball players Bucky Dent and Andre Dawson ... Was also president of the United States Tobacco Company during the late 1970s and early 1980s ... In 1985, his son, Marc, suffered a spinal cord injury making a tackle for The Citadel, rendering him a quadriplegic and Nick became the public face of the group that founded the Miami Project to Cure Paralysis, now one of the world's leading neurological research centers ... Appeared in one of the Miller Lite "Do you know me?" TV ads, in which he talked about the No-Name Defense ... Co-hosted the HBO series "Inside the NFL" until 2001 ... A member of the National Italian American Sports Hall of Fame ... Full name is Nicholas Anthony Buoniconti, born Dec. 15, 1940 in Springfield ... Passed away on July 30, 2019 and was honored with a helmet sticker that featured his initials.



## NICK BUONICONTI'S CAREER STATISTICS

YEAR	TEAM	GP	TACK	ASST	TOTAL	FR	INT	YDS	AVG.	TD
1962	BOSTON	14	NA	NA	NA	NA	2	3	1.5	0
1963	BOSTON	14	NA	NA	NA	NA	3	42	14.0	0
1964	BOSTON	14	NA	NA	NA	NA	5	75	15.0	0
1965	BOSTON	14	NA	NA	NA	NA	3	31	10.3	0
1966	BOSTON	14	NA	NA	NA	NA	4	43	10.8	0
1967	BOSTON	13	NA	NA	NA	NA	4	7	1.8	0
1968	BOSTON	8	NA	NA	NA	NA	3	22	7.3	0
1969	MIAMI	13	79	35	114	1	3	27	9.0	0
1970	MIAMI	14	96	49	145	0	0	0	0.0	0
1971	MIAMI	14	86	40	126	0	1	16	16.0	0
1972	MIAMI	14	72	74	146	0	2	17	8.5	0
1973	MIAMI	13	91	71	162	2	0	0	0.0	0
1974	MIAMI	13	51	49	100	0	2	29	14.5	0
1975	MIAMI									
1976	MIAMI	11	32	38	70	0	0	0	0.0	0
15-YEAR TOTALS		183	NA	NA	NA	3	32	312	9.8	0
MIAMI TOTALS		92	507	356	863	3	8	89	11.1	0


## ADDITIONAL STATS

**Sacks:** 2 in 1969, 1 in 1971, 1 in 1972, 1 in 1973, 1 in 1976

**Touchdowns:** 1 fumble recovery in 1973

**Kickoff Returns:** 1 for 8 yards in 1962


**Blocked Kicks:** 1 PAT in 1976





39

LARRY  
CSONKA

**FULLBACK**  
**INDUCTED:** 1987 // **BORN:** 12/25/46 // **COLLEGE:** SYRACUSE '68  
**NFL:** 1968-74, 1976-79 // **DOLPHINS:** 1968-74, 1979  
**PRESENTED INTO HALL BY:** DON SHULA


1972, 1973


1971, 1972, 1973


1970, 1971, 1972,  
1973, 1974

Elected to the Pro Football Hall of Fame in 1987 in his second year of eligibility ... Originally drafted in the first round out of Syracuse in 1968 ... Played his first seven seasons with the Dolphins (1968-74) ... Played one year with the Memphis Southmen of the World Football League (1975), three seasons with the N.Y. Giants (1976-78) and closed his NFL career back in Miami for the 1979 season ... Career rushing totals in the NFL when he retired following the 1979 season were: 1,891 carries for 8,081 yards (4.3 avg.) and 64 touchdowns ... At the time of his retirement, he ranked No. 5 in NFL history for most total rushing attempts and sixth for most career rushing yards and rushing touchdowns ... Added 106 catches for 820 yards and four TDs ...

**MIAMI:** Ranks as the Dolphins' all-time leading rusher with 1,506 carries for 6,737 yards (4.5 avg.) and 53 touchdowns ... Added 91 catches for 688 yards and four TDs ... Put together three consecutive 1,000-yard seasons (1971-73) as Miami advanced to the Super Bowl each year ... Among the NFL's top 10 ranked players in rushing yards four times, in rushing touchdowns five times, total touchdowns three times and yards from the line of scrimmage once ...

**N.Y. GIANTS:** In three seasons with Giants, rushed 385 times for 1,344 yards (3.5 avg.) and 11 touchdowns ... Added 15 receptions for 132 yards ...

**SUPER BOWLS:** Shined in his three Super Bowls appearances, averaging 6.3 yards a carry and going over 100 yards rushing in two of them ... Rushed for 112 yards on 15 carries in Super Bowl VII against Washington to cap the NFL's only perfect season ... Named the MVP of Super Bowl VIII after carrying 33 times for 145 yards (4.4 avg.) and two touchdowns on the Dolphins steamrolled the Minnesota Vikings, 24-7, for their second straight NFL title ... Was the first (and currently one of three) running back to gain 100-plus rushing yards in consecutive Super Bowls ... His total of 297 rushing yards is the second-most in the history of the Super Bowl, behind only Franco Harris (354 yards) ... Named as a running back on the Super Bowl Silver Anniversary all-time team ...

**NFL HONORS:** Named NFL Comeback Player of the Year in 1979 ... Voted first team All-NFL during the 1971-73 seasons, second-team All-NFL in 1972-73 and all-AFC from 1970-73 ... Named the 10th toughest football player of all time in the 1996 NFL Films production *The NFL's 100 Toughest Players* ... Voted Super Athlete of the Year by the Professional Football Writers Association in 1973 ...

**PRO BOWLS:** Named to the Pro Bowl five times (1970-74) ...

**DOLPHINS HONORS:** His number 39 was retired by the team during halftime ceremonies on Dec. 9, 2002, becoming the third Dolphin to have his number retired ... Member of the Dolphins' Silver and 50th Season anniversary teams ... Enshrined on the Dolphins Honor Roll at Hard Rock Stadium on Nov. 19, 1990 ... Charter inductee in the Dolphins' Walk of Fame on Dec. 4, 2011 ... Winner of team's MVP award in 1973 and '79.


## PERSONAL

Attended Stow (Ohio) High School ... Inducted into the College Football Hall of Fame in 1989 after starring at Syracuse ... Nominated for an Obie Award in 1972 as he starred in the critically well received off-Broadway play of "Larry Csonka and the Chocolate Factory" ... Became a motivational speaker and hosted several hunting and fishing shows for the NBC Sports Network (formerly OLN and Versus) in his retirement ... Had a role in the 1970s medical drama "Emergency!" ... Played the part of Commander Delaney in the 1976 movie "Midway" ... Worked for the United States Football League (USFL) Jacksonville Bulls in the mid-1980s, first as director of scouting and then as general manager ... Color analyst for NFL games on NBC in 1988, and an analyst on the syndicated show American Gladiators from 1990-93 ... Producer and co-host of "Napa's North to Alaska" from 1998-2013, "Csonka Outdoors" from 1998-2005 on ESPN2 and OLN ... Full name is Larry Richard Csonka, born Dec. 25, 1946 in Stow, Ohio.

## LARRY CSONKA'S CAREER STATISTICS

YEAR	TEAM	RUSHING						RECEIVING			
		G-S	ATT.	YDS.	AVG.	LG	TD	NO.	YDS.	LG	TD
1968	MIAMI	11-11	138	540	3.9	40	6	11	118	65	1
1969	MIAMI	11-11	131	566	4.3	54t	2	21	183	42	1
1970	MIAMI	14-14	193	874	4.5	53	6	11	94	54	0
1971	MIAMI	14-14	195	1051	5.4	28	7	13	113	25	1
1972	MIAMI	14-14	213	1117	5.2	45	6	5	48	14	0
1973	MIAMI	14-14	219	1003	4.6	25	5	7	22	9	0
1974	MIAMI	12-12	197	749	3.8	24	9	7	35	11	0
1975	MEMPHIS*	7-NA	99	421	4.3	-	1	5	54	-	1
1976	N.Y. GIANTS	12-12	160	569	3.6	13	4	6	39	14	0
1977	N.Y. GIANTS	14-14	134	464	3.5	15	1	2	20	12	0
1978	N.Y. GIANTS	14-13	91	311	3.4	12	6	7	73	23	0
1979	MIAMI	16-16	220	837	3.8	22	12	16	75	18	1
<b>MIAMI TOTALS</b>		<b>106-106</b>	<b>1506</b>	<b>6737</b>	<b>4.5</b>	<b>54t</b>	<b>53</b>	<b>91</b>	<b>688</b>	<b>65</b>	<b>4</b>
<b>GIANTS TOTALS</b>		<b>40-39</b>	<b>385</b>	<b>1344</b>	<b>3.5</b>	<b>15</b>	<b>11</b>	<b>15</b>	<b>132</b>	<b>23</b>	<b>0</b>
<b>NFL TOTALS</b>		<b>146-145</b>	<b>1891</b>	<b>8081</b>	<b>4.3</b>	<b>54t</b>	<b>64</b>	<b>106</b>	<b>820</b>	<b>65</b>	<b>4</b>
<b>PLAYOFFS</b>		<b>12-12</b>	<b>225</b>	<b>891</b>	<b>4.0</b>	<b>49</b>	<b>9</b>	<b>4</b>	<b>26</b>	<b>16</b>	<b>1</b>

\* stats with WFL Memphis not included in career totals



# 12




## BOB GRIESE

**QUARTERBACK**

INDUCTED: 1990 // BORN: 2/3/45 // COLLEGE: PURDUE '67

NFL: 1967-80 // DOLPHINS: 1967-80

PRESENTED INTO HALL BY: DON SHULA


1972, 1973

1971, 1972, 1973

1970, 1971, 1973, 1974, 1977, 1978

Elected to the Pro Football Hall of Fame in 1990 in his sixth year of eligibility after having been a finalist on five occasions ... Originally a first-round draft pick (fourth overall) by the Dolphins in 1967...Played with the Dolphins from 1967-80 ... Announced his retirement on June 25, 1981 ...

**DOLPHINS:** Played in 161 regular season games with 151 starting assignments ... Completed 1,926 of 3,429 attempts (56.2 percent) for 25,092 yards with 192 touchdowns and 172 interceptions for a 77.1 quarterback rating ... Added 261 carries for 994 yards (3.8 avg.) and 7 touchdowns ... Also played in 12 playoff games with 11 starts ... Completed 112 of 208 attempts (53.8 pct.) for 1,467 with 10 touchdowns and 12 interceptions for a 68.3 rating ... Added 13 carries for 84 yards (5.8 avg.) ... Including playoffs, he had a .681 winning percentage (88-41-1) under Coach Don Shula ... Became the 14th passer in the NFL's 25,000-yard club in 1980 ... On the same day he reached that milestone, he suffered a shoulder injury which ultimately forced his retirement ... Led the NFL in quarterback rating (88.0) and touchdown passes (22) in

1977 and completion percentage (63.0) in 1978 ... Was a key ingredient of the Dolphins' three consecutive Super Bowl appearances (1971-73) and back-to-back championship teams of 1972 and '73 ... One of only three quarterbacks (also Jim Kelly and Tom Brady) to appear in three-or-more-consecutive Super Bowls ...

**NFL HONORS:** Named NFL MVP in 1977 ... Voted first team All-NFL during the 1971 and 1977 seasons and all-AFC from 1970-71, 1973 and 1977 ... Named AFC Quarterback of the Year in 1971 by the NFLPA ...

**DOLPHINS HONORS:** His No. 12 jersey became the first in Dolphins history to be retired, on May 6, 1982 ... Member of the Dolphins' 50th Season anniversary team ... Enshrined on the Dolphins Honor Roll at Hard Rock Stadium on Nov. 19, 1990 ... Charter inductee in the Dolphins' Walk of Fame on Dec. 4, 2011 ... Was a six-time winner pod the team's MVP Award (1967-68, 1970-1, 1974 and 1977) ...


**PRO BOWL:** Named to the Pro Bowl six times (1970-71, 1973-1974 and 1977-78), including two times as a starter (1971, 1977) ...

## PERSONAL

Attended Rex Mundi High School in Evansville, Ind ... Starred as a pitcher for his American Legion baseball team, Funkhouser Post #8 of Evansville and led them to the American Legion Baseball World Series in 1963 ... In 1982 Griese decided to take a job as an announcer for NBC Sports, teaming with Charlie Jones for NFL games, including Super Bowl XX ... Hired by ABC Sports in 1987, where he began to provide color commentary for college football games, including the 1999, 2001 and 2005 BCS National Championship games ... Served as the lead commentator for ESPN's noon college football broadcasts during the 2009-10 seasons ... Made an appearance on the game show, Wheel of Fortune in 2006 and won the \$100,000 grand prize and donated a \$114,310 total winnings to Judi's House ... Received the Golden Plate Award of the American Academy of Achievement in 1975 ... A street next to his high school stadium in Evansville, Indiana, was re-named "Bob Griese Pass" in his honor on June 16, 2015 ... Served as a color analyst on Dolphins preseason television broadcasts from 2002-19 ... Was a color analyst on the Dolphins Radio Network broadcast team from 2011-19 ... His youngest son, Brian, played quarterback for 11 seasons in the NFL, including one (2003) with the Dolphins ... Bob and Brian are the first father-and-son duo in NFL history to both win a Super Bowl ... Brian is currently the quarterbacks coach for the San Francisco 49ers after two seasons (2020-21) as a color analyst on ESPN's Monday Night Football broadcasts ... Full name is Robert Allen Griese born February 3, 1945, in Evansville, Ind.

## BOB GRIESE'S CAREER STATISTICS

YEAR	TEAM	G-S	ATT.	COMP.	YDS.	PCT.	TD	INT.	LG	SCK/YDS
1967	MIAMI	12-10	331	166	2005	50.2	15	18	68t	25/240
1968	MIAMI	13-13	355	186	2473	52.4	21	16	50t	43/372
1969	MIAMI	9-9	252	121	1695	48.0	10	16	53t	33/289
1970	MIAMI	14-14	245	142	2019	58.0	12	17	54t	31/282
1971	MIAMI	14-13	263	145	2089	55.1	19	9	86t	23/248
1972	MIAMI	6-5	97	53	638	54.6	4	4	39	7/45
1973	MIAMI	13-13	218	116	1422	53.2	17	8	46	11/75
1974	MIAMI	13-13	253	152	1968	60.1	16	15	54	27/202
1975	MIAMI	10-10	191	118	1693	61.8	14	13	79t	16/131
1976	MIAMI	13-13	272	162	2097	59.6	11	12	47t	30/266
1977	MIAMI	14-14	307	180	2252	58.6	22	13	73t	36/303
1978	MIAMI	11-9	235	148	1791	63.0	11	11	63t	18/165
1979	MIAMI	14-12	310	176	2160	56.8	14	16	51	26/223
1980	MIAMI	5-3	100	61	790	61.0	6	4	54	9/89
<b>TOTALS</b>		<b>161-151</b>	<b>3429</b>	<b>1926</b>	<b>25092</b>	<b>56.2</b>	<b>192</b>	<b>172</b>	<b>86t</b>	<b>335/2930</b>
<b>PLAYOFFS</b>		<b>12-11</b>	<b>208</b>	<b>112</b>	<b>1467</b>	<b>53.8</b>	<b>10</b>	<b>12</b>	<b>75t</b>	<b>15/152</b>



# 62

## JIM LANGER




**CENTER**

INDUCTED: 1987 // BORN: 5/16/48 // DIED: 8/29/19

COLLEGE: SOUTH DAKOTA STATE '70

NFL: 1970-81 // DOLPHINS: 1970-79

PRESENTED INTO HALL BY: DON SHULA

Elected to the Pro Football Hall of Fame in 1987 in his first year of eligibility ... Signed as an undrafted free agent by Cleveland but was released on the final cut ... Picked up on waivers by the Dolphins prior to the 1970 season ... Played with the Dolphins from 1970-79 ... Traded to the Minnesota Vikings in 1980, where he played for two seasons (1980-81) ...

**DOLPHINS:** Spent most of his 1970 rookie season on the taxi squad, playing in the final five games ... Served as a backup at center in 1971 ... Saw action at four different line positions in a game against Chicago on Nov. 29, 1971 ... Won the starting center job in 1972, which he would hold until sidelined with a knee injury in 1979 ... Holds the distinction of having played every offensive down in the Dolphins' perfect 1972 season ... Played in 128 straight games from 1970-79 ... Also made 109 consecutive starts from 1972-79 ... Anchored the offensive line which helped set a then-NFL record with 2,960 rushing yards during the Dolphins' "perfect season" in 1972 ... Anchored line which led the NFL during the 1970s at 2,372 rushing yards per season ...




**NFL HONORS:** Named as the starting center on the NFL's 1970s All-Decade Team ... Voted first team All-NFL during the 1973-77 seasons, second-team All-NFL in 1973, 1976 and 1979 and all-AFC from 1973-77 ...

**PRO BOWLS:** Named to the Pro Bowl six times (1973-78) ... His five consecutive Pro Bowl starts (1973-77) is longest streak in team history ...

**DOLPHINS HONORS:** Member of the Dolphins' 50th Season anniversary team ... Enshrined on the Dolphins Honor Roll at Hard Rock Stadium on Nov. 19, 1990 ... Charter inductee in the Dolphins' Walk of Fame on Dec. 4, 2011 ... Voted the team's Most Valuable Player by South Florida media in 1975, the only offensive lineman in team history to win the award.

## PERSONAL

Attended Royalton (Minn.) High School ... Played collegiately at South Dakota State ... Snapped football right-handed although he was southpaw who relied on his knuckleball in posting a 13-1 pitching record in college at South Dakota State ... Worked in the WJON AM 1240 radio station as a broadcaster in the 1980s ... Handled the color commentator duties for the football broadcasts of St. Cloud State University ... The Jim Langer Award is presented to the nation's top NCAA Division II lineman each year in his honor ... In 2016, the football field of Royalton High School was named after Langer ... His wife, Lynda, was watching Dolphins defeat Oakland at Orange Bowl when she was rushed to hospital to deliver fourth child ... Full name is James John Langer, born May 16, 1948, in Little Falls, Minn ... Passed away on Aug. 29, 2019 and was honored with a helmet sticker that featured his initials.



# 66 LARRY LITTLE

### GUARD

INDUCTED: 1993 // BORN: 11/2/45 // COLLEGE: BETHUNE COOKMAN '67

NFL: 1969-80 // DOLPHINS: 1969-80

PRESENTED INTO HALL BY: DON SHULA



1972, 1973



1971, 1972, 1973



1969, 1971, 1972, 1973, 1974

Elected to the Pro Football Hall of Fame in 1993 in his eighth year of eligibility after having been a finalist on three occasions ... Entered the NFL as an undrafted free agent with the San Diego Chargers for a \$750 bonus in 1967 ... Traded to the Dolphins on July 2, 1969, in exchange for Miami cornerback Mack Lamb, a former high school teammate ... Played with the Dolphins from 1969-80 ...

**DOLPHINS:** Played in 158 regular season games with 152 starting assignments ... also started 12 playoff games ... Was a key ingredient of the Dolphins' back-to-back Super Bowl championship teams of 1972 and '73 ... Anchored the offensive line which helped set a then-NFL record with 2,960 rushing yards during the Dolphins' "perfect season" in 1972 ... Anchored line which led the NFL during the 1970s averaging 2,372 rushing yards per season ...

**NFL HONORS:** Named as a starting guard on the NFL's 1970s All-Decade Team ... Voted first team All-NFL during the 1971-75 and 1977 seasons, second-team All-NFL in 1975 and 1977-78 and all-AFC from 1971-75 ... First player in league history to be named as AFC Offensive Lineman of the Year three straight seasons (1970-72) by the NFL Players' Association ... Named by the National 1,000-Yard Club as the league's Outstanding Blocker for the '72 campaign ... Ranked number 79 on The Sporting News' list of the 100 Greatest Football players.

**PRO BOWLS:** Named to the Pro Bowl four times (1971-74) ... Also named to the AFL All-Star team in 1969 ...

**DOLPHINS HONORS:** Member of the Dolphins' 25th and 50th Season anniversary teams ... Enshrined on the Dolphins Honor Roll at Hard Rock Stadium on Dec. 13, 1994 ... Charter inductee in the Dolphins' Walk of Fame on Dec. 4, 2011.



Attended Booker T. Washington High School ... Named to the Florida High School Association All-Century Team in 2007 which selected the Top 33 players in the 100-year history of high school football in the state of Florida's history ... Served as head football coach of his alma mater, Bethune-Cookman from 1983-91, and as head coach at North Carolina Central University from 1993-98 ... Also served as head coach of the Ohio Glory of the World League of American Football (which eventually became NFL Europe) ... Teammates called him "Chicken" after his favorite food ... Launched Gold Coast Summer Camp for underprivileged kids in 1970, begun on South Miami Beach with tents and cots and eventually grew to provide recreation for 300 youngsters in free two-week program every June at Florida Memorial College ... Had a stretch of NW 11th Terrace in Overtown renamed Larry C. Little Street in his honor in 2023 ... Younger brother, David Little, was a linebacker for the Pittsburgh Steelers ... Full name is Lawrence Chatmon Little, born Nov. 2, 1945 in Groveland, Ga.



13

DAN  
MARINO

QUARTERBACK  
 INDUCTED: 2005 // BORN: 9/15/61 // COLLEGE: PITTSBURGH '83  
 NFL: 1983-99 // DOLPHINS: 1983-99  
 PRESENTED INTO HALL BY: DANIEL MARINO

 1984

 1983, 1984, 1985, 1986, 1987, 1991, 1992, 1994, 1995

 1998

Elected to the Pro Football Hall of Fame on Feb. 5, 2005 and enshrined on Aug. 7, 2005 ... Announced his retirement on March 13, 2000 ... Marino ranks among the NFL's all-time top ranked passers ... In his 17-year career, Marino played in 242 games (240 starts) and he was 4,967-of-8,358 (59.4 percent) for 61,361 yards, 420 touchdowns and 252 interceptions for an 86.4 passing efficiency rating, which ranked fourth among the all-time passing leaders when he retired ... At the time of his retirement, Marino held 25 regular season NFL records and was tied for five others ... He also held 38 regular season Dolphins records (50, including playoffs) and was tied for six others (eight, including playoffs) ... Currently, Marino holds 23 Dolphins regular season records (35 overall, including playoffs) and is tied for one other ...

**AMONG NFL LEADERS:** With a career passing efficiency of 86.4, Marino ranked No. 4 on the all-time list of passers at the time of his retirement ... With 147 career wins, Marino also is among the winningest quarterbacks in NFL regular season history, tied for seventh in all time regular-season victories as a starter ... His 8,358 career pass attempts rank seventh in NFL history ... His 4,967 pass completions rank ninth in NFL history ... His 61,361 passing yards ranks eighth in NFL history ... His 420 touchdown passes ranks seventh in NFL history ... He broke Fran Tarkenton's NFL records in all four categories ...

**YARDAGE:** Marino's 61,361 yards passing ranks eighth on the NFL's all-time career passing yardage list ... On Nov. 12, 1995 vs. New England, with a 9-yard completion to Irving Fryar in the first quarter, Marino passed Fran Tarkenton (47,003 career passing yards), breaking Tarkenton's NFL record for most career passing yards ... Marino had reached the 40,000- and 30,000-yard passing plateaus faster than any quarterback in NFL history ... In 1984, Marino set an NFL record for most yards passing in a single season with 5,084 yards ... He broke the former record of 4,802 yards passing, which was set by Dan Fouts of the San Diego Chargers in 1981 ... Marino's record was broken by Drew Brees of the New Orleans Saints in 2011 (5,476 yards passing) and the current record is held by Peyton Manning, who passed for 5,477 yards in 2013 with the Denver Broncos ... Marino, Brees (five times; 2008, 2011-13, 2016), Tom Brady (2011, 2021), Matthew Stafford (2011), Manning (2013), Patrick Mahomes (2018, 2022), Ben Roethlisberger (2018), Jameis Winston (2019) and Justin Herbert (2021) are the only quarterbacks in NFL history to throw for 5,000 or more yards ... Marino led the NFL in passing yards during a season five times, having accomplished that feat in 1984-86, 1988, and 1992 ... Marino tied the NFL record for most seasons leading the league in passing yardage (five) with Sonny Jurgensen until Brees broke that record in 2015 ... Marino had 13 career 400-yard games (15, including playoffs) and the Dolphins were 8-5 in those 13 games (9-6 overall, including the playoffs) ... Marino had 63 career regular-season 300-yard games (67, including playoffs), and the Dolphins were 37-26 in those 63 300-yard games (38-29 overall, including playoffs) ... Marino's 63 career regular season 300-yard passing games extended his own NFL record for most career 300-yard passing games until it was broken by Manning in 2010 ... Including playoffs, Marino owns 11 of the top 13 and 29 of the top 50 passing yardage games overall in Dolphins history as well as 66 of the 129 300-yard passing games overall in club history ...

**TOUCHDOWN PASSES:** Marino's first touchdown pass in the November 26, 1995 game at Indianapolis,



a 6-yard TD pass to Keith Byars with 13:54 elapsed in the second quarter, was Marino's 343rd TD pass of his career, breaking Fran Tarkenton's former NFL record of most career touchdown passes (342), making Marino the league's all-time leader in career TD passes until Brett Favre broke his record in 2007 ... Marino recorded 420 touchdown passes in his career, ranking seventh in NFL history ... Marino reached the 200 touchdown passes plateau (89 games) faster than any quarterback in NFL history at that time ... In his career, Marino threw at least one touchdown pass in 203 of his 242 regular-season games as well as in 16 of his 18 playoff games (219 of 260 overall) ... Marino had six career games of throwing five or more touchdown passes, and the Dolphins were 4-2 in those contests ... Marino had 21 career games passing for four or more touchdowns, and he was 16-5 in those 21 contests ... Overall in his career he threw three or more touchdowns in 62 games (67, including playoffs), and he was 41-21 in those contests (44-23 including post-season games) ... Marino threw for 20 or more touchdown passes in 13 of his 17 years in the NFL ... The only seasons when he failed to reach 20 touchdown passes came in 1999, 1997, 1996 and in 1993, a season when he played only five games due to injury ... By throwing for 20 touchdown passes in 1998, he extended his own NFL record for most years throwing for 20 or more touchdown passes to 13 seasons, a record that Favre broke in 2008 ... Marino, Manning and Russell Wilson are the only players in NFL history to throw 20 or more touchdown passes in each of their first 10 NFL seasons and is one of eight players (along with Manning, Favre, Brees, Philip Rivers, Brady, Matt Ryan and Wilson) to throw 20 or more touchdown passes in 10 consecutive seasons ... Four times in his career (1984-86, 1994) Marino threw for 30 or more touchdowns ... Two times in his career (1984, 1986) Marino threw for 40 or more touchdowns ... In 1984, Marino threw for 48 touchdown passes, breaking the former NFL record of 36 TD passes that was set by George Blanda of the Houston Oilers in 1961 and tied by Y.A. Tittle of the New York Giants in 1963 ... Marino's record was broken by Manning, who threw for 49 touchdowns for the Indianapolis Colts in 2004 ... Marino's 48 touchdown passes in 1984 are tied for the fifth-highest single-season total in NFL history, behind Manning (55 in 2013), Brady (50 in 2007), Patrick Mahomes (50 in 2018), Manning (49 in 2004) and tied with Rodgers (48 in 2020) ...

**COMEBACKS:** Over the course of Marino's 17-year career with the Dolphins, he brought the team back from a fourth-quarter deficit a total of 36 times, with 21 fourth-quarter triumphs at home and 15 on the road ... Included in that total were three playoff games in which Marino led Miami back in the fourth quarter ... With 36 fourth-quarter comeback victories, Marino ranks tied for fifth in that category with Johnny Unitas and Stafford, trailing Brady, who had 55 final period come-from-behind wins, Manning, who had 45, Roethlisberger, who had 44, Ryan, who had 39, and Brees, who had 38

**MAN OF THE YEAR AWARD:** On Jan. 28, 1999, Marino was named as the 1998 Sprint/NFL Man of the Year ... It is the only league-sponsored award that recognizes player community service as well as excellence on the field ... Off the field, Marino established the Dan Marino Foundation, which was formed to support children with developmental disabilities ... Marino became the second Dolphin player to win the NFL Man of the Year Award; Dwight Stephenson won that honor in 1985 and Jason Taylor became the third Dolphin to win that award in 2007 ...

**NFL HONORS:** Marino was selected to the NFL 100 All-Time Team in 2019 ... He was named as the NFL's MVP and Offensive Player of the Year following the 1984 season and as the AFC's Most Valuable Player by the NFL Players Association following the 1986, 1986 and 1994 seasons ... Marino was a three-time first-team All-Pro (1984-86) and a four-time second-team All-Pro (1983, 1992, 1994, 1995) ... He was also named as the NFL's Comeback Player of the Year following the 1994 season ... Marino was named NFL Quarterback of the Year by the NFL Alumni Association following the 1984-86 seasons ... He was named NFL Rookie of the Year by The Sporting News in 1983 ...

**PRO BOWLS:** Marino was selected to nine Pro Bowls (1983-87, 1991-92, 1994-95), including seven as a starter (1983-86, 1992, 1994-95), but due to injuries he was able to play in only two games (1984, 1992) ... Marino's nine Pro Bowl selections set a Dolphins record for most career selections, surpassing the former record of six selections that had previously been set by quarterback Bob Griese (1970-71, 1973-74, 1977-78), center Jim Langer (1973-78), and guard Bob Kuechenberg (1974-75, 1977-78, 1982-83) ... Marino's seven Pro Bowl starts set a Dolphins record for career starts, surpassing the former record of five starts that had previously been set by Langer (1973-77) ... Marino was first selected to the AFC Pro Bowl squad following his rookie season of 1983 ...

**DOLPHINS HONORS:** Marino's No. 13 jersey became the second Dolphins uniform number to be retired, on Sunday, Sept. 17, 2000, at halftime of the Dolphins-Baltimore Ravens game at Hard Rock Stadium ... He was also inducted into the Dolphins Honor Roll on that date ... The only other Dolphins player to wear No. 13 was safety Jake Scott, who wore that number from 1970 through 1975 ... Was a charter inductee in the Dolphins' Walk of Fame on Dec. 4, 2011 ... In 2015 was voted as one of the Dolphins' all-time top 50 players, as part of the franchise's 50th season celebration ... Marino was a 12-time winner of the team's Most Valuable Player Award (1983-1992 and 1994-95) and the award was re-named in his honor in 2010 ... Additionally, he was named winner of the team's Don Shula Leadership Award (twice, 1995 and 1997), Nat Moore Community Service Award (twice, 1996 and 1998) and Outstanding Offensive Back (10 times, 1983-92 and 1994) ... Named the Miami Dolphins Man of the Year nominee each year from 1996-98.

## PERSONAL

Attended Central Catholic High School in Pittsburgh, lettering in football and baseball ... Played collegiately at Pittsburgh ... Following his retirement, worked with HBO, followed by 11 years with CBS "The NFL Today" as a studio analyst ... Played himself in movie "Ace Ventura: Pet Detective," which starred Jim Carrey, Sean Young and Courteney Cox; it was one of the top films in 1994 ... Appeared in 1998 movie "Holy Man," that starred Eddie Murphy ... Appears in music video by Hootie and the Blowfish for song "Only Want To Be With You" ... Established in 1992 and continues as its Chairman, The Dan Marino Foundation, raising over \$90 million focusing on children and young adults with autism ... Founded "first-of-its-kind" initiatives including: the MCH Dan Marino Center in Weston, which has over 50,000 visits annually, nationally developed the Marino Autism Research Institute, and in 2014 opened Marino Campus, a unique post-secondary educational program for young adults with autism and other developmental disabilities ... Hosted the annual DMF WalkAbout Autism at Hard Rock Stadium, attended by more than 18,000 children and families; event has raised over \$2 million to support autism programs in South Florida ... Advocates on both a national and statewide level for better services for children with autism ... Chairing Governor's Autism Taskforce in 2008, was instrumental in both the passing of the Autism Insurance Bill and the State of Florida Marino Adaptive Aquatics Certification ... He also raised funds for his foundation through the Dolphin's "Touchdown for Tots" program, where he donated \$500 for every touchdown he threw, raising more than \$830,000 ... In 1998, served as one of three NFL representatives appearing in a national public service announcement in honor of the NFL's 25-year partnership with the United Way ... Had a street (Dan Marino Boulevard) named after him next to Hard Rock Stadium ... Had his neighborhood field in Pittsburgh named "Dan Marino Field" in March 1990 ... Had been a fourth-round choice of baseball's Kansas City Royals in 1979 ... Attended University of Pittsburgh where he earned a degree in communications; received an Honorary Doctorate Degree in broadcast journalism from Pitt in 2008 ... Married to Claire (1/30/85), Marino and his wife have six children, Daniel Charles (9/4/86), Michael Joseph (5/18/88), Joseph Donald (7/26/89), Alexandra Claire (5/13/92), Lia (7/12/95) and Niki Lin (12/15/96) and reside in Weston ... Full name is DANIEL CONSTANTINE MARINO, JR., born Sept. 15, 1961 in Pittsburgh, Pennsylvania.

### DAN MARINO'S CAREER REGULAR SEASON STATISTICS

YEAR	TEAM	G-S	ATT.	COMP.	YDS.	PCT.	TD	INT.	LG	SCK/YDS	RATE
1983	MIAMI	11-9	296	173	2210	58.4	20	6	85t	10/80	96.0
1984	MIAMI	16-16	564	362	5084	64.2	48	17	80t	13/120	108.9
1985	MIAMI	16-16	567	336	4137	59.3	30	21	73t	18/157	84.1
1986	MIAMI	16-16	623	378	4746	60.7	44	23	85t	17/119	92.5
1987	MIAMI	12-12	444	263	3245	59.2	26	13	59t	9/77	89.2
1988	MIAMI	16-16	606	354	4434	58.4	28	23	80t	6/31	80.8
1989	MIAMI	16-16	550	308	3997	56.0	24	22	78t	10/86	76.9
1990	MIAMI	16-16	531	306	3563	57.6	21	11	69t	15/90	82.6
1991	MIAMI	16-16	549	318	3970	57.9	25	13	54t	27/182	85.8
1992	MIAMI	16-16	554	330	4116	59.6	24	16	62t	28/173	85.1
1993	MIAMI	5-5	150	91	1218	60.7	8	3	80t	7/42	95.9
1994	MIAMI	16-16	615	385	4453	62.6	30	17	64t	17/113	89.2
1995	MIAMI	14-14	482	309	3668	64.1	24	15	67t	22/153	90.8
1996	MIAMI	13-13	373	221	2795	59.2	17	9	74t	18/131	87.8
1997	MIAMI	16-16	548	319	3780	58.2	16	11	55	20/142	80.7
1998	MIAMI	16-16	537	310	3497	57.7	23	15	61t	23/178	80.0
1999	MIAMI	11-11	369	204	2448	55.3	12	17	62	9/66	67.4
<b>17-YEAR TOTALS</b>		<b>242-240</b>	<b>8358</b>	<b>4967</b>	<b>61361</b>	<b>59.4</b>	<b>420</b>	<b>252</b>	<b>85t</b>	<b>269/1940</b>	<b>86.4</b>

### DAN MARINO'S CAREER PLAYOFF STATISTICS

YEAR	TEAM	G-S	ATT.	COMP.	YDS.	PCT.	TD	INT.	LG	SCK/YDS	RATE
1983	MIAMI	1-1	25	15	193	60.0	2	2	32t	0/0	77.6
1984	MIAMI	3-3	116	71	1001	61.2	8	5	41t	4/29	94.1
1985	MIAMI	2-2	93	45	486	48.4	3	3	39t	1/14	61.5
1990	MIAMI	2-2	79	42	544	53.2	5	2	64t	2/8	85.6
1992	MIAMI	2-2	74	39	435	52.7	4	2	30t	4/25	77.3
1994	MIAMI	2-2	67	46	519	68.7	5	0	31t	2/13	116.4
1995	MIAMI	1-1	64	33	422	51.6	2	3	45t	0/0	63.4
1997	MIAMI	1-1	43	17	141	39.5	0	2	42	4/21	29.3
1998	MIAMI	2-2	71	49	478	69.0	1	3	56	2/12	74.7
1999	MIAMI	2-2	55	28	291	50.9	2	2	27	3/19	63.5
<b>PLAYOFF TOTALS</b>		<b>18-18</b>	<b>687</b>	<b>385</b>	<b>4510</b>	<b>56.0</b>	<b>32</b>	<b>24</b>	<b>64t</b>	<b>22/141</b>	<b>77.1</b>

### ADDITIONAL STATS

**Rushing:** 28 for 45 yards, 1.6 avg., long 15, 2 TDs in 1983; 28 for -7 yards, -3 avg., long 10 in 1984; 26 for -24 yards, -9 avg., long 2 in 1985; 12 for -3 yards, -3 avg., long 13 in 1986; 12 for -5 yards, -4 avg., long 5t, 1 TD in 1987; 20 for -17 yards, -9 avg., long 6 in 1988; 14 for -7 yards, -5 avg., long 2, 2 TDs in 1989; 16 for 29 yards, 1.8 avg., long 15 in 1990; 27 for 32 yards, 1.2 avg., long 11, 1 TD in 1991; 20 for 66 yards, 3.3 avg., long 12 in 1992; 9 for -4 yards, -4 avg., long 4t, 1 TD in 1993; 23 for -6 yards, -3 avg., long 10, 1 TD in 1994, 11 for 14 yards, 1.3 avg., long 12 in 1995; 11 for -3, -0.3 avg., long 7 in 1996; 18 for -14 yards, -8 avg., long 1 in 1997; 21 for -3 yards, -0.1 avg., long 10, 1 TD in 1998; 6 for -6 yards, -1.0 avg., long 0 in 1999 for total of 302 for 87 yards, 0.3 avg., long 15, 9 TDs (P-15 for 0 yard, 0.0 avg., long 5, 1 TD).

**Receiving:** 1 for -6 yards in 1995.

**Miscellaneous Tackles:** 2 in 1984, 1 in 1988, 2 in 1989, 1 in 1990, 1 in 1992 for total of 7.

**Fumble Recoveries:** 1 in 1988.



# 57

## DWIGHT STEPHENSON

### CENTER

INDUCTED: 1998 // BORN: 11/20/57 // COLLEGE: ALABAMA '80

NFL: 1980-87 // DOLPHINS: 1980-87

PRESENTED INTO HALL BY: DON SHULA



1982, 1984



1983, 1984, 1985,  
1986, 1987



1985

Elected to the Pro Football Hall of Fame in 1998 in his sixth year of eligibility after having been a finalist on five occasions ... Joined the Dolphins as a second-round draft choice in 1980 ... Spent his entire eight-year NFL career with the Dolphins (1980-87) ... His playing career ended prematurely after suffering torn anterior cruciate and lateral colateral ligaments in his left knee against the N.Y. Jets on Dec. 7, 1987, when he was hit unexpectedly by Marty Lyons on a Jets fumble return ... Served as an assistant offensive line coach on Don Shula's Dolphins staff in 1992 ...

**FEWEST SACKS ALLOWED:** With Stephenson anchoring the offensive line, the Dolphins led the league in fewest sacks allowed each season from 1982-87 ...

**NFL HONORS:** Selected to the NFL 100 All-Time Team ... Named as the starting center on the NFL's 1980s All-Decade Team ... Voted first-team All-NFL during the 1983-87 seasons, second-team All-NFL in 1983 and all-AFC from 1983-87 ... Named NFL Offensive Lineman of the Year in 1985 and AFC Offensive Lineman of the Year from 1983-87 from the NFL Players Association ... Ranked number 84 on The Sporting News' list of the 100 Greatest Football players ... Namesake of Pro Football Focus' annual Dwight Stephenson Award, honoring the player the website considers best in the NFL regardless of position ...


**MAN OF THE YEAR AWARD:** Named as Miller Lite/NFL Man of the Year on Jan. 21, 1986 ... It is the only league-sponsored award that recognizes player community service as well as excellence on the field ... He was the first Dolphins player to win the NFL Man of the Year Award; Dan Marino would win that honor in 1998 and Jason Taylor became the third Dolphin to win that award in 2007 ...

**PRO BOWLS:** Named to the Pro Bowl five times (1983-87), including four times as a starter ... His four consecutive Pro Bowl starts (1983-86) is tied for the second-longest streak in team history behind only the five consecutive starts of fellow Hall of Fame center Jim Langer ...

**DOLPHINS HONORS:** Member of the Dolphins' Silver and 50th Season anniversary teams ... Enshrined on the Dolphins Honor Roll at Hard Rock Stadium on Dec. 12, 1994 ... Charter inductee in the Dolphins' Walk of Fame on Dec. 4, 2011.

### PERSONAL

Attended Hampton (Va.) High School, lettering in football and basketball ... Played collegiately at Alabama ... Received Silver Medal of Valor (along with teammate Don McNeal) from the Miami-Dade Police Department (9/23/84) in recognition of efforts to catch three burglars responsible for over 30 break-ins in Miami area in June 1983 ... Was inducted into the Virginia Sports Hall of Fame in 1999 and the Hampton Roads Sports Hall of Fame in 2011 for his contributions to sports in southeastern Virginia ... Worked as a construction manager and general contractor in Florida after retiring from football ... Full name is Dwight Eugene Stephenson, born Nov. 20, 1957 in Murfreesboro, N.C.



Elected to the Pro Football Hall of Fame in 2017 in his first year of eligibility ... Became only the second Dolphins defensive player to be elected to the Hall, joining Nick Buoniconti ... Among Dolphins Hall of Famers, Taylor was the fifth to be elected in his first year of eligibility, as he joined Don Shula, Dan Marino, Jim Langer and Paul Warfield ... He was the 10th defensive lineman elected to the Pro Football Hall of Fame in his first year of eligibility, joining Joe Greene, Deacon Jones, Bob Lilly, Gino Marchetti, Merlin Olsen, Warren Sapp, Bruce Smith, Randy White and Reggie White ... Played in the NFL from 1997-2011, including 1997-07, 2009, and 2011 with the Dolphins, 2008 with Washington, and 2010 with the N.Y. Jets ... Originally a third-round draft pick by the Dolphins in 1997...

**SACKS:** Taylor had a total of 139.5 career sacks and ranked No. 6 among the NFL's all-time sack leaders at the time of his retirement ... He currently ranks No. 7 ...

**SACKS IN THE 2000s:** In the decade of the 2000s (2000-09), Taylor recorded a total of 111.0 sacks, which was the highest total in that span in the NFL ... His total is 21.0 more than second-most in the decade (Joey Porter, 90.0 sacks) ...

**DOUBLE-DIGIT SACK SEASONS:** Taylor had six seasons of 10-plus sacks in his career (all with Miami), including 14.5 in 2000, 18.5 in 2002, 13.0 in 2003, 12.0 in 2005, 13.5 in 2006 and 11.0 in 2007 ... His total of 18.5 sacks in 2002 led the NFL that season and tied for the Dolphins' single-season team record (with Bill Stanfill in 1973) ... He was in the top five four other times — 2000 (fifth with 14.5), 2003 (fourth with 13), 2005 (fifth with 12) and 2006 (fourth with 13.5) ...

**MULTIPLE-SACK GAMES:** Taylor had 26 multi-sack games, including six with at least 3.0 sacks ...

**TOUCHDOWNS:** Taylor had nine touchdowns (all with Miami) in his career, including three via interception and six via fumble returns ... The Dolphins were 8-1 in games where Taylor scored a touchdown ... Taylor's nine touchdowns are the most by a player whose primary position was as a defensive lineman or linebacker ...

**FORCED FUMBLES:** Since 1994, Taylor's 48 forced fumbles are tied for third in the NFL, behind only Robert Mathis (54) and Julius Peppers (51) ... Taylor's 10 forced fumbles in 2006 are tied for most by an NFL player since 1997 along with Mathis in 2013, Charles Tillman in 2012 and Osi Umenyiora in 2010 ...

**FUMBLE RETURNS:** Taylor's six fumble returns for touchdowns is the highest total in NFL history, breaking Jessie Tuggle's NFL record with his sixth fumble recovery for a touchdown on Nov. 1, 2009 at the N.Y. Jets when he returned a Shonn Green fumble 48 yards for a TD ... Taylor's 246 fumble return yards ranks No. 4 in NFL history, behind only the 328 for DeAngelo Hall, 310 for Osi Umenyiora and 268 for Aeneas Williams ...

**INTERCEPTIONS:** Taylor had eight interceptions (all with Miami) in his career, which is tied for the fourth most in NFL history among defensive linemen ... Taylor had three interceptions which he returned for a touchdown (all with Miami) in his career, which is tied for the second-most in NFL history among defensive linemen (Julius Peppers, four) ...

**GRAND SLAMS:** Taylor had two games in his career with a sack, forced fumble, fumble recovery and a touchdown return on the same play (all with Miami), which is tied for the most in NFL history with S Carnell Lake (1989-2001), DE Osi Umenyiora (2003-14) and CB Antoine Winfield (1999-2012) ...

**TRIPLE PLAYS:** Taylor had five games in his career with a sack, forced fumble and fumble recovery on the same play (all with Miami) ...

**SACK AND FORCED FUMBLES:** Taylor had 39 sack/forced fumble plays, which is tied with Julius Peppers for the second-most in NFL history behind Robert Mathis (47) ...

**FUMBLE RECOVERIES:** Taylor had 29 career opponent fumble recoveries (27 as a member of the Dolphins), which is tied for the NFL record with DE Jim Marshall (1960-79):

**SAFETIES:** Taylor had three safeties in his career, including two with the Dolphins (one each in 2003 and 2005) and one with the Jets in 2011 ... His three career safeties are tied for the fifth-most total in NFL history ...

**PASSES DEFENSED:** Taylor had 99 passes defended in his career, which is the most in the NFL by any defensive lineman since the stat became official in 1994 ...

**DECADES:** When Taylor played on Jan. 3, 2010 vs. Pittsburgh, it was the third decade (1997-2007, 2009-10) in which he played a regular season game for the Dolphins ... He joined Hall of Famers Bob Griese (1967-1980), Larry Little (1969-1980), and Dan Marino (1983-1999/00) as the only Dolphins to have played at least one regular season game in each of three decades ...

**TOURS OF DUTY:** When Taylor played in the season opener on Sept. 12, 2011 vs. New England, he became the first player in team history to have been a member of the Dolphins' roster in three different tour of duty interrupted by stints with other teams (1997-07, 2009, 2011) ...

**GAMES PLAYED AND STARTS:** With 204 games played, Taylor has the third-highest total of games played in Dolphins history, behind only Dan Marino (242) and John Denney (224) ... Taylor played in his 200th game as with the Dolphins on Dec. 4, 2011 vs. Oakland ... Taylor also has the highest total of games played among defensive players in Dolphins history ... With 186 games started with the Dolphins, Taylor had the second highest total of games started in Dolphins history ... He also has the most starts among defensive players in Dolphins history ...

**DEFENSIVE PLAYER OF THE YEAR:** Taylor enjoyed one of the best years of his career in 2006 when he recorded 13.5 sacks, 9 forced fumbles, 2 fumble recoveries, and two interceptions (both of which were returned for touchdowns), an effort which resulted in his selection as the 2006 NFL Defensive Player of the Year ...

**DEFENSIVE PLAYER OF THE WEEK/MONTH:** Taylor earned seven Player of the Week honors in his career, having earned the honor twice in 2006 (at Chicago 11/5, vs. Minnesota 11/19) and in 2002 (at Denver 10/13, vs. Oakland 12/15) and once each in 2003 (vs. Washington, 11/23), 2004 (at San Francisco, 11/28), and 2005 (at Oakland, 11/27) ... Since the award was first instituted by the NFL in 1984, Taylor was the first player to win Defensive Player of the Week accolades in five straight seasons ... He also won three Defensive Player of the Month awards in his career ...

**MAN OF THE YEAR AWARD:** Taylor was named the Walter Payton NFL Man of the Year in 2007, the only league honor that recognizes both on-field achievements and off-the-field contributions ...

**NFL HONORS:** Taylor was named first-team All-NFL three times (2000, 2002, 2006) and second-team All-NFL once (2001) ... Additionally, he was named first-team All-AFC four times (2000, 2002, 2004, 2006) ... Taylor was a second-team member of the NFL's All-Decade team of the 2000s ...

**PRO BOWLS:** Taylor was named to six AFC Pro Bowl teams in his Dolphins career (2000, 2002, 2004-2007) ... Those six selections are the second-most by any defensive player in Dolphins history (behind LB Zach Thomas) and are tied for fourth (along with Bob Griese, Jim Langer, and Bob Kuechenberg) for most selections overall (behind Dan Marino, Richmond Webb, and Thomas) in club history ... Taylor started five Pro Bowls, and his five starts is tied for second in team history (along with Jim Langer) behind Marino ...

**DOLPHINS HONORS:** On Oct. 14, 2012, Taylor along with his fellow teammate Zach Thomas, together became the 23rd and 24th members to be inducted into the Dolphins Honor Roll ... In 2015, Taylor was named as one of the Dolphins' all-time Top 50 players as part of the franchise's 50th season celebration ... Taylor was a four-time winner of the team's Dan Marino Most Valuable Player Award (2000, 2002, 2004, 2006) and the Don Shula Leadership Award (2002, 2006-07, 2009).

## PERSONAL

Taylor was homeschooled from grades 10-12, but played high school football for Woodland Hills High School in Pittsburgh, Pa ... Played collegiately at Akron, where he also lettered in basketball ... Served as an analyst on the Miami Dolphins Radio Network from 2020-21 ... He has served as an NFL analyst for ESPN, NBC Sports and Sirius/XM NFL Radio and as an in-game analyst for NFL and college football for Westwood One, including the 2018-19 seasons as lead analyst for Westwood One's coverage of Sunday Night Football ... Was an analyst during the Dolphins' preseason games on Sportsradio 560 WQAM in 2016 and for WFOR CBS4 in 2019 and 2021 ... Currently serves as the defensive line coach for the University of Miami ... Served as an assistant coach for St. Thomas Aquinas High School in Ft. Lauderdale from 2017-21 and helped the team win three straight state titles from 2019-21, the latter two while serving as defensive coordinator ... Teamed with professional golfer, Aaron Wise, to take first place in the 2019 Memorial Tournament Celebrity Pro-Am event at Muirfield Village Golf Club in Dublin, Ohio ... Taylor posted a second-place finish on the sixth season of *Dancing with the Stars* ... He helped launch a limited edition collection of timepieces with the Invicta Watch Group ... People Magazine named him to its 2008 "100 Most Beautiful" list and US Weekly tabbed him one of "TV's New Top 10 Dream Men" ... In addition, he has been considered one of the "10 Hottest Men in Sports" by Sports Illustrated for Women and one of the Top 20 Best Looking Male Athletes by a panel of Sports Illustrated swimsuit models ... Taylor was the first-ever male spokesperson for the Neutrogena line of health and skin products ... He was a Jordan Brand Sports member of "Team Jordan" ... Taylor appeared in national television commercials for Home Depot and Sprint and has been a featured model in several national and international print ad campaigns as well as in *Men's Health*, *GQ*, *Sports Illustrated*, *TV Guide*, *Maxim* and *FHM* magazines ... He has appeared on *The Tonight Show*, *MTV Cribs*, *Entertainment Tonight*, *Wheel of Fortune*, *BET's 106 & Park*, *The Jamie Kennedy Experiment* and made a cameo appearance in the box office smash *Jackass: Number Two* ... Taylor was recognized by *The Sporting News* on multiple occasions with their annual "Good Guys" award ... He received a prestigious JB Award following the 2006 season from James Brown, host of CBS Sports' "THE NFL TODAY" ... Taylor was presented with the Henry P. Iba Citizen Athlete Award, given annually to America's premier athletes who

excel in their sport and have shown by their actions a desire to help others ... He was named as a co-winner of the Dolphins' Nat Moore Community Service Award in 2000 ... Taylor worked with numerous charitable organizations during his playing career, including the Miami Project to Cure Paralysis, United Way, the Cystic Fibrosis Foundation, First Book, Habitat for Humanity and the Urban League ... In the spring of 2002, Taylor participated in two USO Tours during which he visited military bases and hospitals in Kuwait, Iraq and Germany ... In 2004, Taylor established the Jason Taylor Foundation in an effort to build a better future for the children of South Florida ... The JTF has contributed nearly \$11 million in programs and services to benefit youth ... In 2007, the Jason Taylor Reading Room, a comprehensive after-school program designed to address academic challenges among inner-city youth, particularly in the areas of literacy, was proudly launched in Miramar ... Working with actor Omari Hardwick, the Reading Room also incubated a Spoken Word Poetry component that has become a full-blown network, now featuring more than 50 schools and thousands of participating students ... The blueapple Poetry Network rapidly expanded through Louder Than a Bomb Florida, which brings school based poetry teams together to showcase this art form through a friendly competition, while providing teens from diverse backgrounds a common vehicle for written and performance-based self-expression ... Holtz Children's Hospital officially renamed its recreational and educational hub as "The Jason Taylor Children's Learning Center" ... More than 50 middle-school students have been awarded college scholarships as a result of the Foundation's work with Take Stock in Children, and nearly \$350,000 in new clothes have been distributed to deserving students through Taylor's "Cool Gear for the School Year" program during which children are given a \$300 back-to-school shopping opportunity at Old Navy ... Married to Monica ... Taylor has three sons, Isaiah, Mason and Jordan, and a daughter, Zoe ... Full name is Jason Paul Taylor, born Sept. 1, 1974 in Pittsburgh.

### JASON TAYLOR'S NFL REGULAR SEASON STATS

YEAR	TEAM	GP	GS	TACKLES					INTERCEPTIONS					FUMBLES		
				TOT	SOLO	ASST	SK	YDS	INT	YDS	LG	TD	PD	FF	FR	YDS
1997	MIAMI	13	11	42	30	12	5.0	39.0	0	0	0	0	4	2	2	0
1998	MIAMI	16	15	52	34	18	9.0	38.0	0	0	0	0	8	4	0	0
1999	MIAMI	15	15	40	25	15	2.5	19.5	1	0	0	0	4	0	2	4
2000	MIAMI	16	16	63	35	28	14.5	92.0	1	2	2	0	6	1	4	29
2001	MIAMI	16	16	71	48	23	8.5	44.5	1	4	4	0	8	4	4	7
2002	MIAMI	16	16	69	46	23	18.5	162.5	0	0	0	0	8	7	2	5
2003	MIAMI	16	16	59	39	20	13.0	70.0	0	0	0	0	3	3	2	34
2004	MIAMI	16	16	68	41	27	9.5	64.5	1	-3	-3	0	11	2	3	1
2005	MIAMI	16	16	73	52	21	12.0	80.0	0	0	0	0	10	4	2	85
2006	MIAMI	16	16	62	42	20	13.5	74.0	2	71	51t	2	11	10	2	33
2007	MIAMI	16	16	56	47	9	11.0	63.0	1	36	36t	1	4	4	3	0
2008	WASHINGTON	13	8	29	21	8	3.5	29.5	0	0	0	0	9	1	0	0
2009	MIAMI	16	15	42	33	9	7.0	37.0	1	0	0	0	5	3	1	0
2010	N.Y. JETS	16	5	36	25	11	5.0	23.0	0	0	0	0	6	2	2	0
2011	MIAMI	16	2	18	13	5	7.0	33.0	0	0	0	0	2	1	0	0
<b>NFL TOTALS</b>		<b>233</b>	<b>199</b>	<b>780</b>	<b>531</b>	<b>249</b>	<b>139.5</b>	<b>869.5</b>	<b>8</b>	<b>110</b>	<b>51t</b>	<b>3</b>	<b>99</b>	<b>48</b>	<b>29</b>	<b>198</b>

### JASON TAYLOR'S NFL PLAYOFF STATS

YEAR	TEAM	GP	GS	TACKLES					INTERCEPTIONS					FUMBLES			
				TOT	SOLO	ASST	SK	YDS	INT	YDS	LG	TD	PD	FF	FR	YDS	
1997	MIAMI	1	1	3	2	1	0.0	0.0	0	0	0	0	0	0	0	0	
1998	MIAMI			INJURED RESERVE													
1999	MIAMI	2	2	2	2	0	0.0	0.0	0	0	0	0	0	0	0	0	
2000	MIAMI	2	2	11	7	4	0.0	0.0	0	0	0	0	0	0	0	0	
2001	MIAMI	1	1	10	6	4	0.0	0.0	0	0	0	0	0	0	0	0	
2010	N.Y. JETS	3	0	7	6	1	0.0	0.0	0	0	0	0	0	0	0	0	
<b>PLAYOFF TOTALS</b>		<b>9</b>	<b>6</b>	<b>33</b>	<b>23</b>	<b>10</b>	<b>0.0</b>	<b>0.0</b>	<b>0</b>	<b>0</b>	<b>0</b>	<b>0</b>	<b>0</b>	<b>0</b>	<b>0</b>	<b>0</b>	

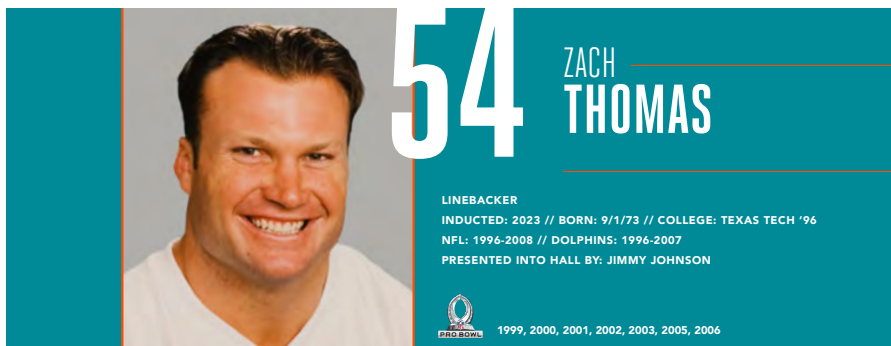
### ADDITIONAL STATS

**Defensive Touchdowns:** 1 fumble return (4 yards) in 1999, 1 fumble return (29 yards) in 2000, 1 fumble return (1 yard) in 2001, 1 fumble return (34 yards) in 2003, 1 fumble return (85 yards) in 2005, 2 interception returns (20 yards, 51 yards) in 2006, 1 interception return (36 yards), 1 fumble return (48 yards) in 2010 for total of 6 fumble returns, 3 interception returns.

**Safeties:** (Miami) 1 in 2003, 1 in 2005, (N.Y. Jets) 1 in 2010 for total of 3.

**Special Teams Tackles:** 6 in 1997, 7 in 1999, 2 in 2000, 1 in 2002 for total of 16 (P-2).

**Blocked Field Goals:** 1 in 2006, 1 in 2007 for total of 2.



Elected to the Pro Football Hall of Fame in 2023 after being a finalist four times ... Became just the third Dolphins defensive player to be elected to the Hall, joining Nick Buoniconti and Jason Taylor ... Spent 12 seasons with the Miami Dolphins (1996-2007) after being selected in the fifth round (154th overall) of the 1996 NFL Draft ... Played one season in Dallas (2008) ...

**TACKLES:** Thomas consistently ranked among the league’s leading tacklers during his career ... His 1,734 total tackles are fifth-most in NFL history since 1987, the year tackles started being tracked consistently ... His 1,181 tackles during the 2000s decade ranks third behind London Fletcher and Ray Lewis ... Thomas led the league in tackles in 2002 (156) and 2006 (165) ... He led the Dolphins in tackles a team-record 10 times in his 12 seasons, while nobody else in team history has done it more than five times ... His 195 tackles in 2002 ranks second in team history ...

**GAMES PLAYED AND STARTS:** Thomas started all 168 games he played in with the Dolphins ... His 168 starts are fourth in team history and second-most by a defender behind Taylor ... His 168 games played ranks sixth in Dolphins annals ...

**INTERCEPTION RETURNS FOR TOUCHDOWNS:** Thomas had four interception returns for touchdowns during his career ... His total of four is tied for seventh-most by a linebacker in league history ... The four pick-sixes are tied for the most by any defender in Dolphins history ... Miami won all four games he had an interception return for touchdown – 1996 at Houston, 1998 vs. Pittsburgh and at Oakland, and 2001 at Tennessee ...

**MIDDLE LINEBACKER:** Thomas was the middle linebacker for one of the NFL’s top defenses during his tenure with the Dolphins ... Miami finishing in the top five in fewest yards allowed in five of Thomas’ 12 seasons with the team ... Helped the Dolphins finish in the top 10 in fewest yards allowed for seven consecutive years from 1998-2004 ...

**INTERCEPTIONS:** Thomas had 17 interceptions in his 13-year NFL career ... The total was tied for fourth among all NFL linebackers during those 13 seasons (1996-2008).

**NFL HONORS:** Thomas was named first-team All-Pro five times by the Associated Press (1998-99, 2002-03, 2006) ... He was named NFL Linebacker of the Year twice, in 1998 and in 2006 ... Earned second-team All-Pro honors in 2001 and 2005 ... Thomas was named AFC Defensive Player of the Week three times (twice in 2001, once in 2005) and AFC Defensive Player of the Month once in 1998 ...

**AFC DEFENSIVE ROOKIE OF THE YEAR:** Thomas was named AFC Defensive Rookie of the Year in 1996 despite being drafted in the fifth round that year ... His 154 tackles led the team while he also had 2.0 sacks, three interceptions, two forced fumbles and two fumble recoveries ... Thomas returned an interception 26 yards for a touchdown in the win at Houston that season ...

**PRO BOWLS:** Thomas was named to the Pro Bowl seven times (1999-2003, 2005-06) ... His seven selections are the most by a Dolphins defender in franchise history ... His five consecutive selections from 1999-2003 are tied for the third-most by any player in team annals ...

**DOLPHINS HONORS:** Thomas was inducted into the Dolphins Honor Roll on Oct. 14, 2012, alongside fellow teammate and Hall of Famer Jason Taylor, becoming the 23rd and 24th members ... In 2015, Thomas was named as one of the Dolphins’ all-time Top 50 players as part of the franchise’s 50th season celebration ... Was a two-time winner of the team’s Dan Marino Most Valuable Player Award (1996, 2001) ... Thomas was respected by his teammates, winning the Don Shula Leadership Award three times (1998-99, 2005) ... Was named the team’s Ed Block Courage Award recipient in 2006 ... Thomas was named the team’s Newcomer of the Year in 1996 ...

## PERSONAL

Attended Pampa (Texas) High School ... Played linebacker and running back ... Named first-team all-state as a senior ... Also lettered in baseball ... In 2005, was part of the Dolphins’ “All-Community Team” in which he donated 20 tickets for every home game to the U.S. Southern Command ... Served as Dolphins representative for the United Way public service announcement in 1997 ... Assisted in building houses for



Habitat for Humanity ... From 2000-03 was a member of the "Crunch on Paralysis" team, along with Trace Armstrong and Jason Taylor, that made a donation for every sack and tackle they made to the Miami Project to Cure Paralysis ... Combined, the three donated nearly \$52,000 to the Miami Project in 2000, while Taylor and Thomas' contribution totaled more than \$39,000 in 2001, more than \$46,000 in 2002 and \$39,000 in 2003, with Smirnoff doubling that amount ... For their efforts, the group was named the winner of the team's Community Service Award for 2000 ... During the 2001 offseason, was inducted into the Texas High School Football Hall of Fame ... Inducted into the Florida Sports Hall of Fame in 2015 ... In May of 2003, along with teammate Jason Taylor, was part of a USO/NFL Tour in which he visited various military bases and hospitals in Germany ... Visited with veterans at the VA Hospital as part of the "Valentines Day at the VA" program ... Full name is Zachary Michael Thomas, born Sept. 1, 1973, in Pampa, Texas.

### ZACH THOMAS' NFL REGULAR SEASON STATS

YEAR	TEAM	GP	GS	TACKLES				INTERCEPTIONS					FUMBLES		
				TOT	SOLO	ASST	SK	YDS	INT	YDS	LG	TD	PD	FF	FR
1996	MIAMI	16	11	154	120	34	2.0	13.0	3	64	27	1	5	2	2
1997	MIAMI	15	15	128	78	50	0.5	5.0	1	10	10	0	8	0	0
1998	MIAMI	16	16	137	86	51	2.0	16.0	3	21	17	2	7	2	0
1999	MIAMI	16	16	134	85	49	1.0	10.0	1	0	0	0	9	1	0
2000	MIAMI	11	11	99	56	43	1.5	3.5	1	0	0	0	1	0	1
2001	MIAMI	15	15	155	95	60	3.0	27.0	2	51	34	1	4	2	0
2002	MIAMI	16	16	156	100	56	0.5	5.5	1	7	7	0	4	0	1
2003	MIAMI	15	15	153	85	68	1.0	5.0	3	21	19	0	10	1	2
2004	MIAMI	13	13	145	85	60	2.0	15.0	0	0	0	0	4	0	0
2005	MIAMI	14	14	162	107	55	2.0	16.0	1	0	0	0	3	4	1
2006	MIAMI	16	16	165	103	62	3.0	14.0	1	-4	0	0	8	2	0
2007	MIAMI	5	5	52	42	10	1.0	8.0	0	0	0	0	2	0	0
2008	DALLAS	16	14	94	65	29	1.0	1.0	0	0	0	0	3	0	1
<b>NFL TOTALS</b>		<b>184</b>	<b>182</b>	<b>1734</b>	<b>1107</b>	<b>627</b>	<b>20.5</b>	<b>139.0</b>	<b>17</b>	<b>170</b>	<b>34</b>	<b>4</b>	<b>68</b>	<b>14</b>	<b>8</b>

### ZACH THOMAS' NFL POSTSEASON STATS


YEAR	TEAM	GP	GS	TACKLES				INTERCEPTIONS					FUMBLES		
				TOT	SOLO	ASST	SK	YDS	INT	YDS	LG	TD	PD	FF	FR
1997	MIAMI	1	1	10	6	4	0.0	0.0	0	0	0	0	1	0	0
1998	MIAMI	2	2	18	9	9	0.0	0.0	0	0	0	0	1	0	1
1999	MIAMI	2	2	19	15	4	1.0	9.0	0	0	0	0	2	0	0
2000	MIAMI	2	2	19	13	6	0.0	0.0	0	0	0	0	1	0	0
2001	MIAMI	1	1	22	14	8	0.0	0.0	0	0	0	0	0	0	0
<b>NFL TOTALS</b>		<b>8</b>	<b>8</b>	<b>88</b>	<b>57</b>	<b>31</b>	<b>1.0</b>	<b>9.0</b>	<b>0</b>	<b>0</b>	<b>0</b>	<b>0</b>	<b>5</b>	<b>0</b>	<b>1</b>

### ADDITIONAL STATS

**Defensive Touchdowns:** 26-yard interception return at Houston (11/17/96); 17-yard interception return vs. Pittsburgh (9/20/98); 1-yard interception return at Oakland (12/6/98); 34-yard interception return at Tennessee (9/9/01) for total of 4.

**Special Teams Tackles:** 2 in 1996 and 1 in 1997 for total of 3.


**Kickoff Returns:** 1 for 15 yards in 1999, 1 for 17 yards in 1996 for total of 2 for 32 yards (16.0 avg.).




# 42

## PAUL WARFIELD


**WIDE RECEIVER**  
**INDUCTED:** 1983 // **BORN:** 11/28/42 // **COLLEGE:** OHIO STATE '64  
**NFL:** 1964-74, 1976-77 // **DOLPHINS:** 1970-74  
**PRESENTED INTO HALL BY:** GENE SLAUGHTER



1972, 1973  
MVP



1971, 1972, 1973  
All-Pro



1964, 1968, 1969,  
1970, 1971, 1972,  
1973, 1974  
Pro Bowler

Elected to the Pro Football Hall of Fame in 1983 in his first year of eligibility ... Spent his first six seasons (1964-69) with the Cleveland Browns after being selected with the 11th pick of the 1964 NFL draft ... Played five seasons (1970-74) with the Miami Dolphins after being acquired in a trade on Jan. 27, 1970 in exchange for a first-round pick in the upcoming draft ... Played one season with the Memphis Southmen of the World Football League (1975) ... Finished his career back with Cleveland (1976-77) ... Dolphins were awarded fourth and seventh round picks in 1978 as compensation ... Career NFL receiving totals were 427 receptions for 8,565 yards (20.1 avg.) and 85 touchdowns ... At the time of his retirement following the 1977 season, his



career catches were tied for the 17th most in NFL history, his career receiving yards were the sixth-most and his touchdown catches were tied for the third-highest total in the league's history ...

**MIAMI:** Played in 68 games (67 starts) in five seasons, totaling 156 receptions for 3,355 yards (21.5 avg.) and 33 touchdowns ... Ranked first on the team's career receiving yards and receiving touchdowns lists, while he was third on the Dolphins' all-time record list for receptions when he left the team ... His 21.5 average per reception is still the highest in Miami history ... Scored an NFL-leading 11 touchdowns in 1971 ... A member of both the 1972 and 1973 Super Bowl championship teams ... One of only two Dolphins (along with Mark Ingram) in the team's history to catch four touchdowns in one game ...

**CLEVELAND:** Recorded 271 receptions for 5,210 yards and 52 touchdowns in two tours of duty with the Browns ... Led the team in receiving yards and helped the club capture the 1964 NFL championship as a rookie ... Inducted into the Cleveland Browns Ring of Honor...

**NFL HONORS:** Selected to the NFL 100 All-Time Team ... Named as a wide receiver on the NFL's 1970s All-Decade Team ... Voted first-team All-NFL during the 1971 and '73 seasons, second-team All-NFL in 1968, 1970, 1972 and All-AFC from 1971-74 ...

**PRO BOWLS:** Named to the Pro Bowl eight times (1964, 1968-74) ... The only player in Dolphins history to be selected to the Pro Bowl in every season he spent with the team (minimum five seasons) ...

**DOLPHINS HONORS:** Member of the Dolphins' Silver and 50th Season anniversary teams ... Enshrined on the Dolphins Honor Roll at Hard Rock Stadium on Nov. 19, 1990 ... Charter inductee in the Dolphins' Walk of Fame on Dec. 4, 2011 ... Co-winner (along with QB Bob Griese) of the team's MVP award in 1970 ... Named as Dolphins Outstanding Receiver from 1971-73.

## PERSONAL

Attended Warren G. Harding High School in Warren, Ohio, where he played running back and defensive back ... Also played basketball and ran track and field ... Warren G. Harding High School erected a life-size statue of Warfield near the school's stadium ... Played collegiately at Ohio State ... During his time as a college student, Warfield was a sportscaster for the morning drive program on the university's radio station, WKSU-FM, and presided over the station's first pledge drive in April 1974 following its conversion to a public radio outlet ... Worked for WKYC in Cleveland as a sportscaster from 1977-80 ... Later served as president of a management consultant firm in Moraine, Ohio ... From 1981-87, he worked as director of player relations for the Browns, and from 2004 to 2010 was senior adviser to the general manager for the team ... Full name is Paul Dryden Warfield, born Nov. 28, 1942 in Warren, Ohio.


## PAUL WARFIELD'S CAREER STATISTICS

YEAR	TEAM	G-S	ATT.	YDS.	AVG.	LG	TD
1964	CLEVELAND	14-NA	52	920	17.7	62t	9
1965	CLEVELAND	1-NA	3	30	10.0	13	0
1966	CLEVELAND	14-NA	36	741	20.6	51	5
1967	CLEVELAND	14-NA	32	702	21.9	49t	8
1968	CLEVELAND	14-NA	50	1067	21.3	65t	12
1969	CLEVELAND	11-NA	42	886	21.1	82t	10
1970	MIAMI	14-14	28	703	25.1	54	6
1971	MIAMI	12-11	43	996	23.2	86t	11
1972	MIAMI	14-14	29	606	20.9	47	3
1973	MIAMI	14-14	29	514	17.7	45	11
1974	MIAMI	14-14	27	536	19.9	54	2
1975	MEMPHIS*	10-NA	25	422	16.9	44t	3
1976	CLEVELAND	14-14	38	613	16.1	37t	6
1977	CLEVELAND	14-9	18	251	13.9	52t	2
<b>MIAMI TOTALS</b>		<b>68-67</b>	<b>156</b>	<b>3355</b>	<b>21.5</b>	<b>86t</b>	<b>33</b>
<b>CLEVELAND TOTALS</b>		<b>96-NA</b>	<b>271</b>	<b>5210</b>	<b>19.2</b>	<b>82t</b>	<b>52</b>
<b>NFL TOTALS</b>		<b>164-NA</b>	<b>427</b>	<b>8565</b>	<b>20.1</b>	<b>86t</b>	<b>85</b>
<b>MIAMI PLAYOFFS</b>		<b>11-11</b>	<b>34</b>	<b>717</b>	<b>21.1</b>	<b>75t</b>	<b>4</b>
<b>CLEVELAND PLAYOFFS</b>		<b>7-7</b>	<b>24</b>	<b>404</b>	<b>16.8</b>	<b>56</b>	<b>1</b>
<b>PLAYOFF TOTALS</b>		<b>18-18</b>	<b>58</b>	<b>1121</b>	<b>19.3</b>	<b>75t</b>	<b>5</b>

\* stats with WFL Memphis not included in career totals

## OTHER DOLPHINS HALL OF FAMERS

### BOBBY BEATHARD



**COACH/EXECUTIVE**  
**NFL CAREER: 1963-2000**  
**PRESENTED INTO HALL BY: JOE GIBBS**

**YEAR INDUCTED: 2018**  
**DOLPHINS: 1972-77**

Bobby Beathard served as director of player personnel for the Miami Dolphins from 1972-77 and was a part of the team's back-to-back Super Bowl championships in 1972-73, including the NFL's only perfect season in 1972. He was credited with helping build both the Dolphins' famous No Name and Killer B defenses.

Over the course of his 38 years in the NFL, his teams competed in seven Super Bowls (winning four times), beginning with the Kansas City Chiefs in 1966, Dolphins in 1972 and 1973, Washington in 1982, 1983, and 1987, and the San Diego Chargers in 1994.

Beathard first joined pro football in 1963 as a part-time scout for the Chiefs. He left the Chiefs briefly to scout for the American Football League and returned to Kansas City full-time in 1966. He earned an AFL championship ring as a member of the 1966 Chiefs organization. Beathard served as a scout for the Atlanta Falcons from 1968-71. In 1972, Beathard was named director of player personnel for the Dolphins, where he served with the team through the 1977 season. In 1978, Washington named Beathard general manager. During his tenure in Washington, he helped lead the team to three Super Bowls and two championships. After a year as a studio analyst with NBC in 1989, Beathard joined the Chargers as general manager. In just his third season in San Diego, the organization won its first division title in more than a decade and, after five years, appeared in its first Super Bowl. He retired in 2000.

Beathard passed away on Jan. 30, 2023.

### CRIS CARTER



**WIDE RECEIVER**  
**NFL CAREER: 1987-2002**  
**PRESENTED INTO HALL BY: DURON CARTER**

**YEAR INDUCTED: 2013**  
**DOLPHINS: 2002**

A fourth-round pick of the Philadelphia Eagles in the 1987 Supplemental Draft, Cris Carter developed into one of the most prolific receivers in the NFL. He spent his first three seasons as a member of the Eagles (1987-1989) and then played with the Minnesota Vikings for 12 years (1990-2001), where he helped re-write the team's record book.

Carter finished his NFL career as a member of the Miami Dolphins, coming out of retirement to sign with Miami as a free agent on Oct. 21, 2002. He remained on the team's roster until the conclusion of the season, playing in five games with the Dolphins, including one start, and recorded eight catches for 66 yards (8.3 avg.) and one touchdown. He also was

inactive for four games during that span due to a kidney injury.

Carter's career regular season totals include 1,101 receptions for 13,899 yards (12.6 avg.) and 130 touchdowns. At the time of his retirement, Carter ranked No. 2 in NFL history in receptions and receiving touchdowns (behind Jerry Rice) and was fourth in reception yardage. During his tenure in Minnesota, he led the Vikings in receptions for 10 straight years, recorded eight straight 1,000-yard seasons and also earned eight consecutive Pro Bowl berths. In 1994, Carter set a then-NFL record for receptions in a season when he hauled in 122 passes for 1,256 yards (10.3 avg.) and scored seven touchdowns. A year later in 1995 he registered his second straight 122-catch season and amassed a career-high 1,371 yards (11.2 avg.) and 17 touchdowns. His two-year total of 244 catches was the most in NFL history. He was named to the NFL's All-Decade Team of the 1990s, and was inducted into the Pro Football Hall of Fame in 2013.

An Ohio native, he played collegiately at Ohio State.



## JIMMY JOHNSON

**COACH/EXECUTIVE**

**NFL CAREER: 1989-93, 1996-99**

**PRESENTED INTO HALL BY: TROY AIKMAN**

**YEAR INDUCTED: 2020**

**DOLPHINS: 1996-99**

Jimmy Johnson's NFL coaching career included five seasons with the Dallas Cowboys (1989-93), with whom he won two Super Bowl titles, and four years with the Miami Dolphins (1996-99).

In those four seasons in Miami, the Dolphins went to the playoffs three times and won two postseason games, defeating the Buffalo Bills in the 1998 season and the Seattle Seahawks the following year. Johnson's record of 36-28 (.563) is third-best in terms of winning percentage among the Dolphins' 13 head coaches, behind only Shula's .659 and the .575 posted by Johnson's successor, Dave Wannstedt.

Johnson also was instrumental in putting together one of the top defenses in the NFL, with the draft selections of Zach Thomas in 1996, Sam Madison and Jason Taylor in 1997 and Patrick Surtain in 1998. Taylor was elected to the Hall of Fame in 2018 and Thomas was elected in 2023, with Johnson presenting both of them at their inductions. With those four players leading the way, the Dolphins defenses were third and fifth in fewest yards allowed in Johnson's final two years and in the top 10 the following five seasons.

Twenty-three years after Don Shula was inducted into the Pro Football Hall of Fame, Johnson joined him as the second Dolphins coach enshrined in Canton.



## BILL PARCELLS

**COACH/EXECUTIVE**

**NFL CAREER: 1983-90, 1993-99, 2003-06, 2008-10**

**PRESENTED INTO HALL BY: GEORGE MARTIN**

**YEAR INDUCTED: 2013**

**DOLPHINS: 2008-10**

Bill Parcells served the Miami Dolphins in an executive capacity, but he is best known for his success as a head coach in the NFL. In his 19 years as a head coach in the league, he experienced just five losing seasons. Four times he took struggling teams and turned them into winners. He won two Super Bowls, and his teams finished in either first or second place in their division 11 times.

Parcells spent almost three full seasons (2008-10) as the executive vice president of football operations of the Dolphins. He had an immediate impact, inheriting a 1-15 team and turning them around his first year, leading the Dolphins to an 11-5 record in 2008 along with the AFC East

title and a playoff berth. The team's 10-game turnaround was tied for the biggest improvement in NFL history.

Parcells had the most success as head coach of the New York Giants. He took over that position in 1983, inheriting a Giants team that had just one winning season in its previous 10 years. After a 3-12-1 season in his first year, the Giants made the postseason as a wild-card team the next two years. In 1986, however, the Giants finished 14-2 and capped the year with a victory over the Denver Broncos in Super Bowl XXI. And in 1990 the team captured its second Lombardi Trophy with a dramatic 20-19 victory over the Buffalo Bills in Super Bowl XXV. Parcells took over as head coach of the New England Patriots, and in 1996 he led them to a berth in Super Bowl XXXI. After that he moved to the New York Jets, and in 1998 he guided them to a 12-4 record and advanced to the AFC championship game. His final stint as a head coach in the NFL came with the Dallas Cowboys from 2003-06. He led the team to playoff appearances twice during that tenure.

Overall Parcells spent 26 seasons as a coach and executive in the NFL. He compiled an overall coaching record of 172-130-1 in the regular season and 11-8 in the playoffs. He was named NFL Coach of the Year in 1986 and 1994 and was inducted into the Pro Football Hall of Fame in 2013.



## JUNIOR SEAU

**LINEBACKER**

**NFL CAREER: 1990-2009**

**PRESENTED INTO HALL BY: SYDNEY SEAU**

**YEAR INDUCTED: 2015**

**DOLPHINS: 2003-05**

Junior Seau played three years (2003-05) as a linebacker for the Dolphins, but is best known as a perennial Pro Bowl performer for 13 seasons with the San Diego Chargers and also spent his last four years in the NFL as a member of the New England Patriots. During his 20-year career, he recorded 56.5 sacks along with 18 interceptions and was known for his leadership and his passionate style of play.

Seau was acquired by the Dolphins on April 16, 2003 from the Chargers in exchange for a 2004 fifth-round draft choice. During his tenure in Miami, Seau teamed with Jason Taylor, Zach Thomas and others to form the nucleus of one of the strongest defensive units in the NFL. In 2003, his first season with the Dolphins, he started 15 games and finished second on the team with 133 tackles, the ninth time in his career he recorded 100 or more tackles in a season. He also added 3.0 sacks. He proved to be a key addition to a defense that allowed only 90.8 yards rushing per game, the fifth-best mark in the NFL, as the Dolphins became the only team in the league not to permit an individual 100-yard rusher. In 2004 he started the first eight games of the season, recording 68 tackles and a sack before being placed on injured reserve with a torn right pectoral muscle he injured on Nov. 1 at the New York Jets. At the time of the injury he was averaging eight tackles a game and ranked second on the team in tackles. Limited by injuries in 2005, Seau only played in seven games with the Dolphins (including five starts) and had 43 tackles and one sack before being placed on injured reserve on Nov. 24 with an Achilles tendon injury. He was released by Miami on March 6, 2006. In two of his three years with the Dolphins (2003-04) his teammates voted him the recipient of the Don Shula Leadership Award.

During his 13 years in San Diego (1990-2002), Seau was voted to 12 consecutive Pro Bowls, becoming just the fourth player since 1970 to be selected 10 or more straight times to the Pro Bowl. He recorded 100 or more tackles in eight of his seasons in San Diego and was selected the Chargers' Most Valuable Player six times. Seau was selected to the NFL 100 All-Time Team in 2019. He was named the NFL Defensive Player of the Year in 1992 by UPI and also was named to the All-Decade Team of the 1990s by the Pro Football Hall of Fame. In 1994 he led the Chargers to a berth in Super Bowl XXIX, the franchise's only Super Bowl appearance, and in the AFC Championship Game that season against the Pittsburgh Steelers he recorded 16 tackles despite playing with a pinched nerve in his neck. That same year he was named the NFL Man of the Year for his philanthropic efforts, and he was a constant and active contributor to his community throughout his career.

Following his tenure in Miami, Seau spent his final four seasons (2006-09) in the league with the New England Patriots. In 2007, he recorded 74 tackles and 3.5 while playing in all 16 games for Patriots' AFC Championship team that went undefeated in the regular season before losing to the New York Giants in Super Bowl XLIII. Seau retired following his final season with the Patriots in 2009, and he died on May 2, 2012 in San Diego at the age of 43. He was elected to the Hall of Fame on Jan. 31, 2015 in his first year of eligibility.

A native of San Diego, Seau played collegiately at the University of Southern California (USC).



## THURMAN THOMAS

**RUNNING BACK**

**NFL CAREER: 1988-2000**

**PRESENTED INTO HALL BY: MARV LEVY**

**YEAR INDUCTED: 2007**

**DOLPHINS: 2000**

A second-round draft choice of Buffalo in 1988, Thurman Thomas went on to enjoy a stellar 13-year NFL career (1988-2000), the first 12 with the Bills. He was a critical component that catapulted Buffalo to an unprecedented four straight Super Bowl appearances, following the 1990-93 seasons.

Thomas concluded his career as a Dolphin after signing with the team as a free agent on March 7, 2000. He played in nine games that season and rushed for 136 yards on 28 carries (4.9 avg.) and caught 16 passes for 117 yards (7.3 avg.) and a touchdown. He sustained a career-ending knee injury in a game at San Diego on Nov. 12, 2000.

Thomas' career regular season statistics include 12,074 rushing yards and 65 touchdowns on 2,877 attempts (4.2 avg.), and 472 receptions for 4,458 yards (9.4 avg.) and 23 touchdowns. At the time of his retirement following the 2000 season, his rushing yardage total ranked ninth in NFL annals while his 16,532 total yards from scrimmage were sixth-most and fifth among running backs. He was named to the NFL's All-Decade Team of the 1990s, was selected as a first- or second-team All-Pro five times and was voted to the Pro Bowl five straight years. His election into the Pro Football Hall of Fame was announced on Feb. 2, 2007 in Miami.

A native of Houston, Thomas played collegiately at Oklahoma State.



## GEORGE YOUNG

**COACH/EXECUTIVE**

**NFL CAREER: 1968-2001**

**PRESENTED INTO HALL BY: TIM AND MICHAEL CONNOR**

**YEAR INDUCTED: 2020**

**DOLPHINS: 1975-78**

George Young spent 30 years in the NFL as an assistant coach, director of personnel, general manager and senior vice president of football operations for the league.

Young got his start in the NFL with the Baltimore Colts in 1968, when he began scouting college prospects for then-head coach Don Shula. He eventually rose to the position of director of player personnel. Young was named the Colts' offensive line coach three games into the 1970 season and about three months later, Baltimore would top the Dallas Cowboys, 16-13, to claim Super Bowl V.

Young served as director of personnel and pro scouting for the Miami Dolphins from 1975-78. During that time, Young worked with Bobby Beathard, who was inducted into the Hall of Fame as a contributor in 2018.

In Young's four years in Miami, the Dolphins used the draft to acquire future Pro Bowl selections Bob Baumhower, A.J. Duhe, Kim Bokamper and Doug Betters, who would be named NFL Defensive Player of the Year in 1983. The Dolphins had a 37-21 record during Young's four seasons with the team.

After his Dolphins career, Young served as general manager of the N.Y. Giants from 1979-97 and as senior vice president of football operations with the National Football League from 1998-2001. During Young's tenure, the Giants earned eight playoff berths, highlighted by victories in Super Bowls XXI and XXV, and compiled an overall record of 155-139-2. He was named NFL Executive of the Year a record five times: in 1984, 1986, 1990, 1993, and 1997. Young also served as co-chairman of the NFL's Competition Committee, along with Shula.

He passed away on Dec. 8, 2001.

## DOLPHINS RETIRED JERSEYS



### BOB GRIESE

#12

Bob Griese's No. 12 jersey became the first Dolphin number to be retired, on May 6, 1982, in ceremonies at the Dolphins' annual awards banquet.

No other player in the history of the Dolphins, either before or after Griese, wore No. 12 in regular season play.

Griese was further recognized when he was elected to the Pro Football Hall of Fame in 1990.

For a full bio of Griese, please see the Hall of Fame section of the media guide.



### DAN MARINO

#13

Dan Marino's No. 13 jersey became the second Dolphins uniform number to be retired, on Sunday, Sept. 17, 2000, at halftime of the Dolphins-Baltimore Ravens game. He was also inducted into the Dolphins Honor Roll on that date. Marino was further honored when he was elected to the Pro Football Hall of Fame in 2005.

The only other Dolphin player to wear No. 13 was safety Jake Scott, who wore that number from 1970 through 1975.

For a full bio of Marino, please see the Hall of Fame section of the media guide.



### LARRY CSONKA

#39

Larry Csonka's jersey No. 39 became the third number in club history to be retired, during halftime ceremonies of the Dolphins' game against the Chicago Bears on Dec. 9, 2002.

No player other than Csonka ever wore No. 39 in regular season play. Csonka wore that number in his eight years with the Dolphins, from 1968 through 1974 and again in 1979.

Csonka also was honored when he was elected to the Pro Football Hall of Fame in 1987.

For a full bio of Csonka, please see the Hall of Fame section of the media guide.

## ALL-TIME ROSTER – HEAD COACHES

COACH	SCHOOL	YEARS
Bates, Jim	Tennessee	2004
Bowles, Todd	Temple	2011
Cameron, Cam	Indiana	2007
Campbell, Dan	Texas A&M	2015
Flores, Brian	Boston College	2019-21
Gase, Adam	Michigan State	2016-18
Johnson, Jimmy	Arkansas	1996-99
McDaniel, Mike	Yale	2022
Philbin, Joe	Washington & Jefferson	2012-15
Saban, Nick	Kent State	2005-06
Shula, Don	John Carroll	1970-95
Sparano, Tony	New Haven	2008-11
Wannstedt, Dave	Pittsburgh	2000-04
Wilson, George	Northwestern	1966-69

## ALL-TIME ROSTER – ASSISTANT COACHES

COACH	SCHOOL	TITLE	YEARS
Adams, Blue	Cincinnati	Assistant Defensive Backs	2012-15
Alexander, Gerald	Boise State	Defensive Backs	2020-21
Allen, Ricardo	Purdue	Special Teams Assistant	2022
Anarumo, Lou	Wagner	Defensive Backs	2012-17
		Defensive Coordinator	2015
Applebaum, Matt	Connecticut	Offensive Line	2022
Araujo, Mathieu	Bridgewater State	Assistant Defensive Backs	2022
Armstrong, Keith	Temple	Special Teams	2001-07
Arnsparger, Bill	Miami (Ohio)	Defense, Linebackers	1970-72
		Assistant Head Coach/Defense	1973, 1976-83
Arthur, Jim	Springfield College	Assistant Strength and Conditioning	2016-21
Baggett, Charlie	Michigan State	Assistant Head Coach/Offense/WRs	2005-06
Barrett, Danny	Cincinnati	Running Backs	2016-17
Bates, Jim	Tennessee	Defensive Coordinator	2000-04
Beightol, Larry	Catawba	Assistant Head Coach/Offensive Line	1996-97
		Offensive Line	1998
Benton, John	Colorado State	Offensive Line	2014-15
Bevell, Darrell	Wisconsin	Quarterbacks/Passing Game Coordinator	2022
Bicknell Jr., Jack	Boston College	Assistant Offensive Line	2014-15
Bingaman, Les	Illinois	Defensive Line	1966-69
Blevins, Doug	E. Tennessee State	Kicking	1997-02
Bonamego, John	Central Michigan	Special Teams Coordinator	2008-10
Boudreau, Paul	Boston College	Offensive Line	1999-00
Bowles, Todd	Temple	Assistant Head Coach/Secondary	2008-11
Boyer, Josh	Muskingum College	Defensive Pass Game Coordinator/CBs	2019
		Defensive Coordinator	2020-22
Brooks, Clarence	Massachusetts	Defensive Line	2000-04
Brown, Kippy	Memphis	Running Backs	1996-97
		Offensive Coordinator	1998-99
Brown, Robby	Georgia Tech	Quarterbacks	2020
Bullen, Charlie	Iowa	Defensive Assistant	2012
		Assistant Defensive Line	2013-15
		Assistant Linebackers	2016-18
Burke, Matt	Dartmouth	Linebackers	2016
		Defensive Coordinator	2017-18
Burks, Charles	East Central	Cornerbacks	2021
Burris, Jeff	Notre Dame	Defensive Assistant	2013-15
		Assistant Defensive Backs	2015
Bush, Steve	S. Connecticut State	Offensive Quality Control	2008-10
		Wide Receivers	2011
Bush, Frank	North Carolina State	Assistant Head Coach/Linebackers	2017-18
Campanile, Anthony	Rutgers	Linebackers	2020-22
Campbell, Dan	Texas A&M	Coaching Intern/Offense	2010
		Tight Ends	2011-15
Capers, Dom	Mount Union	Special Assistant to the Head Coach	2006
		Defensive Coordinator	2007
Carter, Andre	California	Assistant Defensive Line	2017-18
Christensen, Clyde	North Carolina	Offensive Coordinator	2016-17



COACH	SCHOOL	TITLE	YEARS
Clark, Austin	California	Outside Linebackers	2020
		Defensive Line	2021-22
Clark, Monte	Southern California	Offensive Line	1970-73
		Offense	1974
		Offense/Offensive Line, Run Offense	1975
		Offensive Line	1995
Coley, James	Florida State	Offensive Assistant	2005
		Offensive Quality Control	2006
Collier, Joel	Northern Colorado	Staff Assistant	1994
		Defensive Staff Assistant	1995-97
		Running Backs	1998-04
Corrao, David	Arizona	Defensive Quality Control	2008-09
		Defensive Quality Control/Ass't LBs	2010-11
		Assistant Linebackers	2012-15
		Defense	1974
Costello, Vince	Ohio University	Defense	1974
Coyle, Kevin	Massachusetts	Defensive Coordinator	2012-15
Cox, Bryan	Western Illinois	Pass Rush	2011
Craig, Dameyune	Auburn	Special Teams Assistant	2005
Crosby, Steve	Fort Hays State	Special Teams	1979-82
Crossman, Danny	Pittsburgh	Special Teams Coordinator	2019-20
		Asst. Head Coach/Special Teams Coord.	2021
		Special Teams Coordinator	2022
Daboll, Brian	Rochester	Offensive Coordinator	2011
Danna, Joe	Central Michigan	Assistant Secondary	2010-11
Davis, Bo	Louisiana State	Assistant Strength and Conditioning/ Assist with the Defensive Line	2006
		Assistant Offensive Line	2005-07
Day, Shane	Kansas State	Tight Ends	2016-18
DeGuglielmo, Dave	Boston University	Offensive Line	2009-11
		Senior Offensive Asst.	2017
		Offensive Line	2019
DeLeone, George	Connecticut	Tight Ends	2008-10
		Fellowship Coach-Offense/Special Teams	2004
Doll, Don	Southern California	Linebackers, Pass Defense	1975-76
Dooley, Derek	Virginia	Tight Ends	2005-06
Dorrell, Karl	UCLA	Wide Receivers	2008-10
		Quarterbacks	2011
		Wide Receivers	2019
Duffner, Mark	William & Mary	Linebackers	2014-15
Dumas, Michael	Indiana	Defensive Secondary Coaches Ass't	2007
Edwards, George	Duke	Linebackers	2005-07
		Inside Linebackers	2008-09
		Linebackers	2012-13
		Assistant Head Coach/Tight Ends	2022
Embree, Jon	Colorado	Quarterbacks, Receivers	1981-82
English, Wally	Louisville	Assistant Special Teams	2019-22
Farrell, Brendan	Notre Dame	Assistant Strength and Conditioning	2004-05
Fears, Eric	Virginia	Assistant Strength and Conditioning	2004-05
Ferentz, Steve	Iowa	Assistant Linebackers	2022
Fipp, Dave	Arizona	Assistant Special Teams	2011-12
Flaherty, Shawn	Towson	Assistant Offensive Line	2021
Foerster, Chris	Colorado State	Offensive Coordinator	2004
		Offensive Line	2016
		Run Game Coordinator/Offensive Line	2017
		Wide Receivers	1998-03
Ford, Robert	Houston	Wide Receivers	1998-03
Frye, Charlie	Akron	Quarterbacks	2021
Gailey, Chan	Florida	Offensive Coordinator	2000-01, 20
Gamble, John	Hampton Institute	Strength	1994-95
		Strength and Conditioning	1996-05
		Director of Player Development/Special Assistant to the Head Coach	2006
		Quarterbacks	2005-06
Garrett, Jason	Princeton	Quarterbacks	2005-06
Garrett, Judd	Princeton	Offensive Assistant	2000
		Offensive Quality Control	2001-02, 05
		Offensive Quality Control/QBs	2003
		Offensive Quality Control/WRs	2004
Godette, Cary	East Carolina	Defensive Line	1996-99
Godsey, George	Georgia Tech	Tight Ends	2019-20
		Co-Offensive Coordinator/Tight Ends	2021
		Defensive Coordinator	2019
Graham, Patrick	Yale	Defensive Coordinator	2019
Greene, Joe	North Texas State	Defensive Line	1992-95
Gregory, Steve	Syracuse	Safeties	2022



COACH	SCHOOL	TITLE	YEARS
Gizzard, Josh	Yale	Offensive Quality Control	2017-18
		Quality Control	2019, 2022
		Wide Receivers	2020-21
Hardegree, Bo	Tennessee	Quarterbacks	2016-18
Hefferle, Ernie	Duquesne	Offensive Line	1966-69
Henley, Chandler	Yale	Assistant Quarterbacks	2022
Henning, Dan	William & Mary	Quarterbacks, Receivers	1979-80
		Offensive Coordinator	2008-10
Hill, Bert	Auburn-Montgomery	Associate Strength and Conditioning	2005
		Strength and Conditioning	2006
Hill, George	Denison	Linebackers	1989-95
		Defensive Coordinator/Linebackers	1996-99
Hill, Renaldo	Michigan State	Assistant Defensive Backs	2018
Hilliard, Ike	Florida	Assistant Wide Receivers	2011
Hobby, Marion	Tennessee	Defensive Line	2019-20
Hoffman, Steve	Dickinson	Assistant Special Teams	2007
		Kicking	2008
Houck, Hudson	Southern California	Offensive Line	2005-07
Idzik, John	Maryland	Offensive Backs	1966-69
		Running Backs	2007
Jackson, Bobby	Samford	Running Backs	2007
Jeanpierre, Lemuel	South Carolina	Assistant Offensive Line	2020, 2022
		Offensive Line	2021
Jefferson, Shawn	Central Florida	Wide Receivers	2016-17
		Assistant Head Coach/Offense	2018
Johnson, Ben	North Carolina	Offensive Assistant	2012
		Assistant Quarterbacks	2013-15
		Tight Ends	2015
		Assistant Wide Receivers	2016-17
Jones, Daronte	Morgan State	Wide Receivers	2018
		Assistant Defensive Backs	2016-17
Jones, Pat	Arkansas	Tight Ends	1996-03
Jones, Travis	Georgia	Assistant Defensive Line	2005
		Outside Linebackers	2006
		Defensive Line (Ends)	2007
Joseph, Vance	Colorado	Defensive Coordinator	2016
Judge, Mike	Springfield College	Quality Control	2019-20
		Assistant Tight Ends	2021
Keane, Tom	West Virginia	Defensive Backs	1966-75
		Defensive Backs, Punting	1976-84
		Special Teams	1985
		Defensive Line	2018
Kocurek, Kris	Texas Tech	Defensive Line	2018
Koenning, Les	Texas	Offensive Staff Assistant	1997
Krein, Darren	Miami (Fla.)	Strength and Conditioning	2011-15
Kuntz, Curt	Kent State	Assistant Defensive Backs	2020-21
Kuper, Chris	North Dakota State	Offensive Quality Control	2016
		Asst. Offensive Line	2017-18
Lachance, Adam	Miami (Fla.)	Assistant Strength & Conditioning	2022
Lazor, Bill	Cornell	Offensive Coordinator	2014-15
LeBlanc, Derrick	Northwestern State	Assistant Defensive Line	2022
Lee, David	Vanderbilt	Quarterbacks	2008-10
		Linebackers	2019
Leonard, Rob	North Carolina State	Assistant Defensive Line	2020
		Outside Linebackers	2021
		Defensive Nickel Package	1996-04
Lewis, Bill	East Stroudsburg	Defensive Nickel Package	1996-04
Linehan, Scott	Idaho	Offensive Coordinator	2005
Loggains, Dowell	Arkansas	Offensive Coordinator	2018
Lombardi, Matt	Delaware	Quality Control	2019
Maalouf, Marwan	Baldwin-Wallace	Assistant Special Teams	2013-18
Madison, Sam	Louisville	Cornerbacks/Pass Game Specialist	2022
Marcus, Evan	Ithaca	Strength and Conditioning	2008-10
Marshall, Marvin	South Carolina State	Offensive Quality Control	2007
Marshall, Steve	Louisville	Offensive Line	2020
Martin, Ben	Trinity College (Conn.)	Offensive Assistant	2014-15
Maser, Mike	Buffalo	Offensive Line	2008
Matheson, Bob	Duke	Special Teams	1983
		Special Teams, Linebackers	1984
		Linebackers	1985-86
Maxie, Brett	Texas Southern	Secondary (Safeties)	2007
McGeoghan, Phil	Maine	Assistant Wide Receivers	2012-15
		Wide Receivers	2015
McGeorge, Rich	Elon	Assistant Offensive Line, Tight Ends	1993-95
		Assistant Offensive Line	1996-99
McKenzie, Ty	South Florida	Outside Linebackers	2022
McKinney, Rusty	Towson	Defensive Quality Control	2016-18

COACH	SCHOOL	TITLE	YEARS
McPeak, Bill	Pittsburgh	Offense	1973-74
Mosley, Chris	Washington & Jefferson	Assistant Offensive Line	2012-13
Mularkey, Mike	Florida	Offensive Coordinator Tight Ends	2006 2007
Muschamp, Will	Georgia	Assistant Head Coach/Defense	2005
Nathan, Tony	Alabama	Coaches' Assistant Offensive Backs	1989-92 1993-95
Nixon, Jeff	Penn State	Running Backs	2011-15
Nolan, Mike	Oregon	Defensive Coordinator	2010-11
Nunn, Robert	Oklahoma State	Assistant Defensive Line/Def. Assistant Assistant Def. Line/Def. Qual. Control	2000 2001-02
Oden, Tony	Baldwin-Wallace	Defensive Backs Safeties	2018 2019
Ohr, Brad	Appalachian State	Assistant Strength and Conditioning	2007
O'Keefe, Ken	John Carroll	Wide Receivers Senior Offensive Assistant	2012-15 2015
O'Shea, Chad	Houston	Offensive Coordinator	2019
Olivadotti, Tom	Upsala	Defensive Coordinator	1987-95
Parmalee, Bernie	Ball State	Assistant Special Teams Assistant Special Teams/Off. Assistant Tight Ends	2002 2003 2004
Pasqualoni, Paul	Penn State	Defensive Coordinator	2008-09
Pelligrini, Bob	Maryland	Linebackers	1966-67
Person, Mike	Montana State	Offensive Assistant	2022
Phillips, Mel	North Carolina A&T	Defensive Backs Secondary Secondary (Cornerbacks)	1985-95 1996-06 2007
Pires, Glenn	Springfield College	Assistant Defensive Line Defensive Quality Control Assistant Linebackers	2003-04 2005-06 2007
Puloka, Dave	Holy Cross	Assistant Strength and Conditioning Head Strength and Conditioning	2008-15 2016-22
Quinn, Dan	Salisbury	Defensive Line	2005-06
Rath, Ted	Toledo	Assistant Strength and Conditioning	2016
Reid, Jim	Maine	Outside Linebackers	2008-09
Reynolds, Diron	Wake Forest	Defensive Line (Tackles)	2007
Rizzi, Darren	Rhode Island	Assistant Special Teams Special Teams Coordinator Asst. Head Coach/Special Teams Coord. Assoc. Head Coach/Special Teams Coord.	2009-10 2010-15 2015-16 2017-18
Robinson, Aldrick	SMU	Offensive Assistant	2022
Robiskie, Terry	Louisiana State	Wide Receivers	2007
Rodgers, Kacy	Tennessee	Defensive Line	2008-14
Roll, Brad	Stephen F. Austin	Assistant Strength and Conditioning	1996-03
Salkin, Jordan	West Virginia	Quality Control	2021
Sanders, Bob	Davidson	Linebackers	2001-04
Sandusky, John	Villanova	Offensive Line, Running Game Offensive Line Assistant Head Coach/Offensive Line	1976-81 1982-88 1989-94
Saunders, Al	San Jose State	Senior Offensive Assistant	2015
Saxon, James	San Jose State	Running Backs	2008-10
Scarry, Mike	Waynesburg	Defensive Line Defensive Line, Run Defense	1970-74 1975-85
Schiotz, Matt	Wisconsin-La Crosse	Strength and Conditioning	2007
Schnelker, Bob	Bowling Green	Receivers	1974
Schnellenberger, Howard	Kentucky	Offense, Receivers Offense, Receivers, Passing Game	1970-72 1975-78
Schuplinski, Jerry	John Carroll	Assistant Quarterbacks	2019
Seiple, Larry	Kentucky	Wide Receivers Quarterbacks	1988-97 1998-99
Sekanovich, Dan	Tennessee	Defensive Line	1986-91
Shannon, Randy	Miami (Fla.)	Defensive Staff Assistant Linebackers	1998-99 2000
Shea, Terry	Oregon	Quarterbacks	2007
Sheridan, Bill	Grand Valley State	Linebackers	2010-11
Sherman, Mike	Central Connecticut St.	Offensive Coordinator	2012-13
Shula, David	Dartmouth	Receivers Receivers, Quarterbacks Assistant Head Coach/Rec., QBs Assistant Head Coach/QBs, Pass Game	1982-84 1985 1986-87 1988
Shula, Mike	Alabama	Coaches' Assistant Quarterbacks	1991-92 2000-02
Slowik, Ryan	Wisconsin-Oshkosh	Senior Defensive Assistant	2022

COACH	SCHOOL	TITLE	YEARS
Smart, Kirby	Georgia	Safeties	2006
Smith, Frank	Miami (Ohio)	Offensive Coordinator	2022
Smith, Kolby	Louisville	Quality Control	2020-21
		Offensive Assistant	2022
Smith, Richard	Fresno State	Defensive Coordinator	2005
Sparano, Jr., Tony	Albany	Offensive Quality Control	2011
Stephenson, Dwight	Alabama	Assistant Offensive Line	1992
Stevens, Gary	John Carroll	Quarterbacks, Pass Offense	1989-91
		Offense, Quarterbacks	1992-95
		Offensive Coordinator	1996-97
Studesville, Eric	Wisconsin-Whitewater	Run Game Coordinator/Running Backs	2018
		Running Backs	2019-20
		Co-Offensive Coordinator/Running Backs	2021
		Associate Head Coach/Running Backs	2022
Studley, Chuck	Illinois	Defense	1984-86
		Linebackers	1987-88
Sullivan, Jerry	Delta State	Wide Receivers	2004
Surtain, Patrick	Southern Mississippi	Defensive Assistant	2022
Taseff, Carl	John Carroll	Offensive Backs	1970-74
		Offensive Backs, Kickers	1975
		Offensive Backs, Special Teams	1976-82
		Offensive Backs	1983-92
		Staff Assistant	1993
Taylor, Zac	Nebraska	Assistant Quarterbacks	2012
		Quarterbacks	2013-15
Trestman, Marc	Minnesota	Assistant Head Coach/Quarterbacks	2004
Turner, Jim	Boston College	Offensive Line	2012-13
Turner, Norv	Oregon	Asst. Head Coach/Off. Coord.	2002-03
Underwood, Tiquan	Rutgers	Quality Control	2019
Wade, Junior	South Carolina State	Strength and Flexibility	1983-84
		Strength and Conditioning	1985-93
		Conditioning	1994-95
Wahle, Mike	Naval Academy	Assistant Tight Ends	2015
Walker, Chad	Louisiana State	Defensive Quality Control	2007
Walston, Bobby	Georgia	Receivers, Kicking	1966-67
Wannstedt, Dave	Pittsburgh	Assistant Head Coach	1999
Washburn, Jeremiah	Arkansas	Assistant Offensive Line	2016
		Offensive Line	2018
Washburn, Jim	Gardner-Webb	Sr. Defensive Ass't./Pass Rush	2016
Welker, Wes	Texas Tech	Wide Receivers	2022
Westhoff, Mike	Wichita State	Special Teams, Tight Ends	1986-88
		Special Teams, Ass't Off. Line	1989
		Special Teams	1990-00
Williams, Bobby	Purdue	Running Backs	2005-06
Williams, Terrell	East Carolina	Defensive Line	2015-17
Wise, Tony	Ithaca	Offensive Line	2001-04

## ALL-TIME ROSTER – PLAYERS

*(list only includes players who appeared in at least one Dolphins regular-season or postseason game)*

A				
PLAYER	POS	SCHOOL	NUM	YEARS
Aaitui, Isaako	DT	Nevada-Las Vegas	97	2013
Abdul-Jabbar, Karim	RB	UCLA	33	1996-99
Abdul-Quddus, Isa	S	Fordham	24	2016
Adams, Keith	LB	Clemson	57	2006
Adams, Stefon	S	East Carolina	47	1990
Ahanotu, Chidi	DE	California	75	2004
Ahmed, Salvon	RB	Washington	26	2020-22
Ahrens, Dave	LB	Wisconsin	50	1989
Aikens, Walt	CB/S	Liberty	35	2014-19
Ajayi, Jay	RB	Boise State	23	2015-17
Alabi, Anthony	T	TCU	79	2005-07
Alama-Francis, Ikaika	LB	Hawaii	59	2010-11
Albert, Branden	T	Virginia	71, 76	2014-16
Albright, Ethan	T	North Carolina	71	1995
Alexander, Bruce	CB	Stephen F. Austin	32	1992-93
Alexander, Gerald	CB	Boise State	40	2011
Alexander, John	DE	Rutgers	76	1977-78
Alleman, Andy	G	Akron	57	2008

## A

PLAYER	POS	SCHOOL	NUM	YEARS
Allen, Chase	LB	Southern Illinois	59	2017-18
Allen, Jason	S/CB	Tennessee	32	2006-10
Allen, Jeff	CB	California-Davis	43	1980
Allen, Nate	S	South Florida	29	2017
Allen, Will	CB	Syracuse	25	2006-11
Alonso, Kiko	LB	Oregon	47	2016-18
Amaya, Jonathan	CB	Nevada	40, 29	2010, 2012
Amendola, Danny	WR	Texas Tech	80	2018
Anderson, Bennie	G	Tennessee State	63	2006
Anderson, Charlie	LB	Mississippi	56	2008-09
Anderson, Dick	S	Colorado	40	1968-77
Anderson, Dunstan	DE	Tulsa	71	1997
Anderson, Terry	WR	Bethune-Cookman	85	1977-78
Andrew, Troy	C/G	Duke	65	2001-02
Andrews, John	DE	Morgan State	70	1975-76
Anthony, Stephone	LB	Clemson	44	2017-18
Arkin, David	G	Missouri State	66	2013
Armstead, Terron	T	Arkansas Pine-Bluff	72	2022
Armstrong, Anthony	WR	West Texas A&M	87	2012
Armstrong, Antonio	LB	Texas A&M	58	1995
Armstrong, Cornell	CB	Southern Mississippi	31	2018
Armstrong, Trace	DE	Florida	93	1995-00
Arnold, Jim	P	Vanderbilt	6	1994
Asiata, Isaac	G	Utah	68	2017-18
Atkins, Gene	S	Florida A&M	28	1994-96
Auer, Joe	RB	Georgia Tech	32	1966-67
Austin, Marvin	DT	North Carolina	58	2013
Avery, John	RB	Mississippi	20	1998-99
Ayanbadejo, Brendon	LB	UCLA	50	2003-04
Ayanbadejo, Obafemi	FB	San Diego State	30	2003
Ayodele, Akin	LB	Purdue	51	2008-09

## B

PLAYER	POS	SCHOOL	NUM	YEARS
Babb, Charlie	S	Memphis State	49	1972-79
Bachman, Ted	CB	New Mexico State	47	1976
Bademosi, Johnson	CB	Stanford	24	2019
Bailey, Clarence	FB	Hampton	38	1987
Bailey, Elmer	WR	Minnesota	88	1980-81
Bailey, Robert	CB	Miami (Fla.)	23	1996
Baker, Chris	DT	Hampton	95	2010
Baker, Jerome	LB	Ohio State	55	2018-22
Baker, Mel	WR	Texas Southern	82	1974
Baker, Robert	WR	Auburn	16, 83	1999, 2002
Baker, Ryan	DE	Purdue	90	2009-12
Ball, Larry	LB	Louisville	51, 52	1972-74, 1977-78
Ballage, Kalen	RB	Arizona State	27	2018-19
Banks, Fred	WR	Liberty	86	1987-93
Bannon, Bruce	LB	Penn State	58	1973-74
Barber, Kantroy	FB	West Virginia	48	1999
Barber, Rudy	LB	Bethune-Cookman	72	1968
Barisich, Carl	DT	Princeton	78	1977-80
Barnes, Darian	FB	Hampton	36	2005-06
Barnes, Rodrigo	LB	Rice	51	1975
Barnett, Bill	DT	Nebraska	70	1980-85
Barnett, Fred	WR	Arkansas State	80	1996-97
Bartholomew, Brent	P	Ohio State	6	1999
Baty, Greg	TE	Stanford	84	1990-94
Baumann, Charlie	K	West Virginia	7	1991
Baumhower, Bob	DT	Alabama	73	1977-86
Bealles, Bill	T	Northern Iowa	65	1987
Beaudoin, Doug	S	Minnesota	44	1980
Beavers, Aubrey	LB	Oklahoma	53	1994-95
Beck, John	QB	Brigham Young	9	2007-08
Beecher, Willie	K	Utah State	2	1987
Beier, Tom	S	Miami (Fla.)	47	1967, 1969
Bell, Jeremiah	S	Eastern Kentucky	37	2004-11
Bellamy, Ronald	WR	Michigan	15	2004
Benjamin, Guy	QB	Stanford	7	1978-79
Bennett, Charles	DE	Southwestern Louisiana	93	1987
Bennett, Woody	FB	Miami (Fla.)	34	1980-88

## B

PLAYER	POS	SCHOOL	NUM	YEARS
Benson, Charles	DE	Baylor	78	1983-84
Berger, Joe	G/C	Michigan Tech	65, 67	2005-06, 2010
Berger, Ron	DE	Wayne State	76	1973
Bess, Davone	WR	Hawaii	15	2008-12
Bessilleu, Don	S	Georgia Tech	46	1979-81
Bethel, Justin	CB	Presbyterian	20	2022
Betters, Doug	DE	Nevada	75	1978-87
Biegel, Vince	LB	Wisconsin	47	2019, 2021
Binns, Armon	WR	Cincinnati	19	2012-13
Bishop, Richard	DE	Louisville	72	1982
Blackwood, Glenn	S	Texas	47	1979-87
Blackwood, Lyle	S	Texas Christian	42	1981-86
Bock, John	G	Indiana State	60	1996-00
Boehm, Evan	C/G	Missouri	76	2019
Bokamper, Kim	LB/DE	San Jose State	58	1977-85
Bolcar, Ned	LB	Notre Dame	53	1991-92
Booker, Lorenzo	RB	Florida State	20	2007
Booker, Marty	WR	Louisiana-Monroe	86	2004-07
Bosa, John	DE	Boston College	97	1987-89
Bosarge, Wade	S	Tulsa	48	1977
Boston, David	WR	Ohio State	80	2004-05
Boutwell, Tom	QB	Southern Mississippi	16	1969
Bowden Jr., Lynn	WR	Kentucky	15	2020
Bowens, David	DE	Western Illinois	96	2001-06
Bowens, Tim	DT	Mississippi	95	1994-04
Bowman, Zack	CB	Nebraska	30	2015
Bowser, Charles	LB	Duke	56	1982-85
Boyer, Brant	LB	Arizona	52	1994
Boynton, John	T	Tennessee	71	1969
Braggs, Stephen	CB/S	Texas	36	1992-93
Bramlett, John	LB	Memphis State	57	1967-68
Branch, Andre	DE	Clemson	50	2016-18
Branch, Mel	DE	Louisiana State	86	1966-68
Braxton, Jim	FB	West Virginia	34	1978
Braxton, Tyrone	S	North Dakota State	34	1994
Breida, Matt	RB	Georgia Southern	22	2020
Brendel, Jake	C	UCLA	64	2016-18
Brenner, Sam	G/C	Utah	65	2013-15
Bridgewater, Teddy	QB	Louisville	5	2022
Brigance, O.J.	LB	Rice	58, 57	1996-99
Brightful, Lamont	CB	Eastern Washington	45	2004
Briscoe, Marlin	WR	Omaha	86	1972-74
Brissett, Jacoby	QB	North Carolina State	14	2021
Bromell, Lorenzo	DE	Clemson	91	1998-01
Bronson, Josiah	DT	Washington	95	2022
Brooks, Nate	DB	North Texas	30	2019
Brophy, Jay	LB	Miami (Fla.)	53	1984-86
Brown, Andre	WR	Miami (Fla.)	82	1989-90
Brown, Bud	S	Southern Mississippi	43	1984-88
Brown, Dean	S	Fort Valley State	44	1970
Brown, Donald	CB	Maryland	32	1986
Brown, Evan	C/G	Southern Methodist	68	2019
Brown, J.B.	CB	Maryland	37	1989-96
Brown, James	T	Virginia State	76	1996-99
Brown, Malcolm	RB	Texas	34	2021
Brown, Mark	LB	Purdue	51	1983-88
Brown, Ronnie	RB	Auburn	23	2005-10
Brown, Tom	FB	Pittsburgh	36	1987-89
Brownlee, Claude	DE	Benedict College	79	1967
Bruzdzinski, Bob	LB	Ohio State	59	1981-89
Bruggers, Bob	LB	Minnesota	56, 54	1966-68
Bryan, Courtney	S	New Mexico State	47	2007-08
Bryant, Anthony	DT	Alabama	62	2007
Bryant, Matt	K	Baylor	5	2004
Bua, Tony	LB	Arkansas	51	2004
Buckey, Jeff	G/T	Stanford	77	1996-98
Buckley, Terrell	CB	Florida State	27	1995-99, 2003
Bulaich, Norm	FB	Texas Christian	31	1975-79
Bullough, Chuck	LB	Michigan State	54	1993-94
Buoniconti, Nick	LB	Notre Dame	85	1969-76
Burgess, Fernanza	WR	Morris Brown	82	1984

## B

PLAYER	POS	SCHOOL	NUM	YEARS
Burgess, Marvell	S	Henderson State	49	1987
Burnett, Kevin	LB	Tennessee	56	2011-12
Burnett, Rob	DE	Syracuse	90	2002-03
Burton, Shane	DE	Tennessee	75	1996-98
Bush, Reggie	RB	Southern California	22	2011-12
Bushrod, Jermon	G	Towson	74	2016-17
Butler, Adam	DT	Vanderbilt	70	2021
Butler, Brice	WR	San Diego State	14	2018
Butler, Donald	LB	Washington	56	2016
Byars, Keith	FB	Ohio State	41	1993-96

## C

PLAYER	POS	SCHOOL	NUM	YEARS
Calhoun, Shaq	G	Mississippi State	62	2019
Callaway, Antonio	WR	Florida	16	2020
Camarillo, Greg	WR	Stanford	83	2007-09
Cameron, Jordan	TE	Southern California	84	2015-16
Campbell, D.J.	S	California	37	2013
Campbell, Elijah	DB	Northern Iowa	22	2021-22
Canale, Whit	DE	Tennessee	72	1966
Carey, Vernon	T	Miami (Fla.)	72	2004-11
Carlton, Darryl	T	Tampa	71	1975-76
Carolan, Brett	TE	Washington State	84, 86	1996
Carpenter, Bobby	LB	Ohio State	50	2010
Carpenter, Dan	K	Montana	5	2008-12
Carpenter, Preston	TE	Arkansas	36	1966
Carradine, Tank	DE	Florida State	92	2019
Carroll, Nolan	CB	Maryland	28	2010-13
Carroo, Leonte	WR	Rutgers	88	2016-18
Carter, Cethan	TE	Nebraska	82	2021-22
Carter, Cris	WR	Ohio State	88	2002
Carter, Joe	RB	Alabama	23	1984-86
Carter, Kevin	DE	Florida	93	2005-06
Casares, Rick	RB	Florida	35	1966
Caterbone, Mike	WR	Franklin and Marshall	81	1987
Cefalo, Jimmy	WR	Penn State	81	1978-84
Cesare, Billy	S	Miami (Fla.)	33	1980
Chalenski, Mike	DE	UCLA	70	1997
Chambers, Chris	WR	Wisconsin	84	2001-07
Chambers, Rusty	LB	Tulane	60, 51	1976-80
Charles, Mike	DT	Syracuse	71	1983-86
Charlton, Taco	DE	Michigan	96	2019
Chatman, Jesse	RB	Eastern Washington	22, 28	2005, 2007
Chavez, Laz	LB	Iona	92	1987
Chavis, Eddie	WR	Montclair State	85	1987
Cheek, Louis	T	Texas A&M	77	1988-89
Chekwa, Chimdi	CB	Ohio State	38	2016
Chesley, John	TE	Oklahoma State	86	1984
Chesser, George	RB	Delta State	28, 31	1966-67
Chester, Larry	DT	Temple	64	2002-04
Chubb, Bradley	LB	North Carolina State	2	2022
Clabo, Tyson	T	Wake Forest	77	2013
Clancy, Jack	WR	Michigan	24	1967-69
Clancy, Sean	LB	Amherst	57	1978
Clark, Desmond	TE	Wake Forest	85	2002
Clark, Gary	WR	James Madison	84	1995
Clark, Greg	LB	Arizona State	51	1989
Clark, Robert	WR	North Carolina Central	81	1992
Clark, Steve	G	Utah	76	1982-85
Clay, Charles	FB/TE	Tulsa	31, 42	2011-14
Clayton, Mark	WR	Louisville	83	1983-92
Clemons, Chris	S	Clemson	30	2009-13
Cleveland, Greg	T	Florida	61	1987
Cline, Jackie	DT	Alabama	98	1987-89
Clutts, Tyler	FB	Fresno State	40	2013
Cobbs, Patrick	RB	North Texas	38	2006-10
Coe, Michael	CB	Alabama State	32	2012
Colbert, Adrian	S	Miami (Fla.)	36	2019
Cole, Terry	RB	Indiana	31	1971

## C

PLAYER	POS	SCHOOL	NUM	YEARS
Coleman, Deandre	DT	California	62	2014-15
Coleman, Justin	CB	Tennessee	27	2021
Coleman, Larnel	T	Massachusetts	79	2022
Coleman, Marco	DE	Georgia Tech	90	1992-95
Colledge, Daryn	G	Boise State	67	2014
Collins, Cecil	RB	McNeese State	34	1999
Collins, Roosevelt	LB	Texas Christian	52	1992
Collins, Tony	RB	East Carolina	34	1990
Colombo, Marc	T	Boston College	71	2011
Colzie, Neal	S	Ohio State	20	1979
Condren, Brannon	S	Troy	28	2008
Conlin, Chris	G/C	Penn State	67	1987
Conner, Tanner	TE	Idaho State	80	2022
Cook, Ryan	C	New Mexico	62	2011
Cooke, Ed	DE	Maryland	80	1966-67
Cooper, Louis	LB	Western Carolina	50	1991
Coples, Quinton	DE	North Carolina	98	2015
Copeland, Horace	WR	Miami (Fla.)	80	1998
Cornelius, Charles	CB	Bethune-Cookman	44	1977-78
Cornish, Frank	DT	Grambling State	71	1970-71
Cotton, Lester	OL	Alabama	66	2022
Cousin, Terry	CB	South Carolina	21	2001
Cowan, Larry	RB	Jackson State	43	1982
Cox, Arthur	TE	Texas Southern	88	1991
Cox, Bryan	LB	Western Illinois	51	1991-95
Cox, Chandler	FB	Auburn	38, 27	2019-20
Cox, Jim	TE	Miami (Fla.)	83	1968
Cracraft, River	WR	Washington State	85	2022
Cramer, Casey	FB	Dartmouth	30	2008
Craver, Aaron	RB	Fresno State	34, 32, 44	1991-94
Crawford, James	LB	Illinois	51	2019
Crawford, Mike	LB	Nevada-Las Vegas	56	1997-98
Crawford, Xavier	CB	Central Michigan	29	2019
Crawley, Ken	CB	Colorado	32	2019
Cribbs, Joe	RB	Auburn	20	1988
Crocker, Chris	S	Marshall	20	2008
Cronin, Bill	TE	Boston College	90	1966
Cross, Jeff	DE	Missouri	91	1988-95
Crossen, Keion	DB	Western Carolina	27	2022
Crowder, Channing	LB	Florida	52	2005-10
Crowder, Randy	DT	Penn State	74	1974-76
Crusan, Doug	T	Indiana	77	1968-74
Csonka, Larry	FB	Syracuse	39	1968-74, 1979
Culpepper, Daunte	QB	Central Florida	8	2006
Culver, Tyrone	S	Fresno State	29, 36	2008-12
Current, Mike	T	Ohio State	79, 71	1967, 1977-79
Curtis, Kevin	WR	Utah State	83	2010
Cutler, Jay	QB	Vanderbilt	6	2017

## D

PLAYER	POS	SCHOOL	NUM	YEARS
Daniels, Travis	CB	Louisiana State	21, 29	2005-07
Dar Dar, Kirby	WR	Syracuse	15, 87, 80	1995-98
Darius, Donovin	S	Syracuse	40	2007
Dansby, Karlos	LB	Auburn	58	2010-12
Darkwa, Orleans	RB	Tulane	32	2014
Darnall, Bill	WR	North Carolina	42	1968-69
Darr, Matt	P	Tennessee	4	2015-16
Davenport, Julián	T	Bucknell	70	2019-20
Davenport, Ron	FB	Louisville	30	1985-89
Davis, Gary	RB	Cal Poly-SLO	27	1976-79
Davis, Jalen	CB	Utah State	36	2018
Davis II, Jamal	LB	Akron	59	2019
Davis, Javaris	CB	Auburn	38	2021
Davis, Jesse	G/T	Idaho	77	2017-21
Davis, Raekwon	DT	Alabama	98	2020-22
Davis, Ted	LB	Georgia Tech	54	1970
Davis, Trevor	WR	California	89	2019
Davis, Vontae	CB	Illinois	21	2009-11
Davis, Will	CB	Utah State	29	2013-15

## D

PLAYER	POS	SCHOOL	NUM	YEARS
DeBerg, Steve	QB	San Jose State	17	1993
Deiter, Michael	OL	Wisconsin	63	2019-22
Del Gaizo, Jim	QB	Tampa	11	1972, 1975
Dellenbach, Jeff	T/C	Wisconsin	65	1985-94
Delmas, Louis	S	Western Michigan	25	2014-15
DeMarco, Bob	C	Dayton	61	1970-71
Den Herder, Vern	DE	Central College (Iowa)	86, 83	1971-82
Dennard, Mark	C	Texas A&M	63	1978-83
Denney, Mike	LB	Southern Mississippi	52	1976
Denney, John	LS	Brigham Young	97, 92	2005-18
Dennis, Mark	T	Illinois	74	1987-93
Denson, Autry	RB	Notre Dame	21	1999-00
Derby, A.J.	TE	Arkansas	85	2017-18
Diamond, Lorenzo	TE	Auburn	87	2005
Diana, Rich	RB	Yale	33	1982
Dixon, Cal	C	Florida	63	1996
Dixon, Mark	G/T	Virginia	63	1998-03
Dobbins, Tim	LB	Iowa State	51	2010
Donnal, Andrew	T	Iowa	78	2019
Donnalley, Kevin	G	North Carolina	65	1998-00
Dornbrook, Thom	G	Kentucky	61	1980
Dotson, Al	DT	Grambling State	79	1966
Dotson, Dewayne	LB/FB	Mississippi	59, 49	1994-95, 1997
Dotson, Lionel	DE	Arizona	71, 95	2008-10
Douglas, Jamil	G/C	Arizona State	75	2015-16
Douglas, Leland	WR	Baylor	89	1987
Doxzon, Todd	WR/QB	Iowa State	17	1998
Drake, Kenyan	RB	Alabama	32	2016-19
Drayton, Troy	TE	Penn State	84	1996-99
Drougas, Tom	T	Oregon	78	1975-76
Duarte, Thomas	TE	UCLA	83	2016-17
Duhe, A.J.	LB/DE	Louisiana State	77	1977-84
Dunaway, Jim	DT	Mississippi	78	1972
Duper, Mark	WR	Northwestern State (La.)	85	1982-92
Dvorak, Rick	DE	Wichita State	75	1977
Dyer, Deon	FB	North Carolina	33	2000-02

## E

PLAYER	POS	SCHOOL	NUM	YEARS
Easlick, Doug	FB	Virginia Tech	42	2004
Edmonds, Chase	RB	Fordham	2	2022
Edmunds, Ferrell	TE	Maryland	80	1988-92
Edmunds, Randall	LB	Georgia Tech	55	1968-69
Edwards, Antuan	S	Clemson	21	2004
Edwards, Robert	RB	Georgia	47	2002
Egnew, Michael	TE	Missouri	84	2012-13
Eguavoan, Sam	LB	Texas Tech	49	2019-22
Eichenberg, Liam	OL	Notre Dame	74	2021-22
Elia, Bruce	LB	Ohio State	50	1975
Ellerbe, Dannel	LB	Georgia	59	2013-14
Ellis, Craig	RB	San Diego State	33	1986
Ellis, Ken	CB	Southern	48	1976
Emanuel, Bert	WR	Rice	87	2000
Emanuel, Frank	LB	Tennessee	50	1966-69
Emtman, Steve	DT	Washington	94	1995-96
Ephraim, Alonzo	C/G	Alabama	63	2005
Epps, Dedrick	TE	Miami (Fla.)	81	2010
Erickson, Craig	QB	Miami (Fla.)	7	1996-98
Erlandson, Tom	LB	Washington State	53	1966-67
Evans, Frederick	DT	Texas State	62	2006
Evans, Heath	FB	Auburn	44	2005
Evans, Norm	T	Texas Christian	73	1966-75
Ezukanma, Erik	WR	Texas Tech	18	2022

## F

PLAYER	POS	SCHOOL	NUM	YEARS
Faola, Nuu	FB	Hawaii	34	1989
Faison, Earl	DE	Indiana	84	1966
Fales, David	QB	San Jose State	9	2017
Farley, Dale	LB	West Virginia	58	1971



## F

PLAYER	POS	SCHOOL	NUM	YEARS
Farmer, George	WR	Southern	86	1987
Fasano, Anthony	TE	Notre Dame	80	2008-12, 2017
Faulkner, Jeff	DE	Southern	75	1990
Fede, Terrence	DE	Marist	78	2014-17
Feeley, A.J.	QB	Oregon	7	2004-05
Feely, Jay	K	Michigan	3	2007
Feinga, Ray	G	Brigham Young	69	2010-11
Fejedelem, Clayton	S	Illinois	42	2020-22
Feldman, Todd	WR	Kent State	82	1987
Ferguson, Blake	LS	Louisiana State	50, 44	2020-22
Ferguson, Jason	DT	Georgia	95	2008-09
Fernandez, Manny	DT	Utah	75	1968-75
Fiedler, Jay	QB	Dartmouth	9	2000-04
Fields, Brandon	P	Michigan State	4, 2	2007-14
Fifita, Steve	DT	Utah	60	2007
Finnegan, Cortland	CB	Samford	24	2014
Fitzpatrick, Minkah	S	Alabama	29	2018-19
Fitzpatrick, Ryan	QB	Harvard	14	2019-20
Fleming, Marv	TE	Utah	80	1970-74
Flemons, Ronald	DE	Texas A&M	79	2004
Fletcher, Jamar	CB	Wisconsin	24, 21	2001-03
Flowers, Ereck	G	Miami (Fla.)	75	2020
Flowers, Trey	LB	Arkansas	93	2022
Fluellen, Andre	DT	Florida State	90	2012
Folau, Spencer	T	Idaho	60	2001
Foley, Tim	CB/S	Purdue	25	1970-80
Folsom, J.D.	LB	Weber State	59	2009
Fonti, Toniu	G	Nebraska	71	2006
Ford, Isaiah	WR	Virginia Tech	84, 87	2018-21
Forsey, Brock	RB	Boise State	43	2004
Foster, Arian	RB	Tennessee	29	2016
Foster, Jerome	DT	Ohio State	78	1986
Foster, Roy	G	Southern California	61	1982-90
Fowler, Charlie	G	Houston	71	1967-68
Fowlkes, Dennis	LB	West Virginia	52	1987
Fox, Jason	T	Miami (Fla.)	74	2014-15
Fox, Dion	LB	James Madison	57	1994-95
Francis, A.J.	DT	Maryland	96	2015
Franklin, Andra	FB	Nebraska	37	1981-84
Franklin, Tony	K	Texas A&M	1	1988
Franks, Andrew	K	Rensselaer Polytechnic Inst.	3	2015-16
Frazier, Kavon	S	Central Michigan	35	2020
Freeman, Arturo	S	South Carolina	27, 20	2000-04
Freeny, Jonathan	LB	Rutgers	59, 56	2012-14
Frette, Gus	QB	Tulsa	11	2005
Fryar, Irving	WR	Nebraska	80	1993-95
Frye, Brandon	T	Virginia Tech	76	2008
Frye, David	LB	Purdue	53	1986-89
Fuller V, William	WR	Notre Dame	3	2021
Fultz, Mike	DT	Nebraska	76, 72	1981
Funchess, Tom	T	Jackson State	70	1974
Furjanic, Tony	LB	Notre Dame	58	1988

## G

PLAYER	POS	SCHOOL	NUM	YEARS
Gado, Samkon	RB	Liberty	27	2007
Gadsden, Oronde	WR	Winston-Salem State	86	1998-03
Gaffney, Jabar	WR	Florida	10	2012
Gaines, Chris	LB	Vanderbilt	58	1988
Gaines, William	DT	Florida	93	1994
Galbreath, Harry	G	Tennessee	62	1988-92
Galyon, Scott	LB	Tennessee	58	2000-02
Gamble, Trent	S	Wyoming	42	2000-03
Gardener, Daryl	DT	Baylor	92	1996-01
Gardner, Andrew	T	Georgia Tech	63	2009
Gardner, Donnie	DE	Kentucky	79	1991
Garner, Nate	G/T	Arkansas	75	2009-14
Gary, Cleveland	RB	Miami (Fla.)	32	1994
Gary, Shamiel	S	Oklahoma State	27	2015
Gaskin, Myles	RB	Washington	37, 3	2019-22

## G

PLAYER	POS	SCHOOL	NUM	YEARS
Gates, Clyde	WR	Abilene-Christian	10	2011
Gbaja-Biamila, Akbar	DE	San Diego State	93	2007
Geathers, Clifton	DE	South Carolina	62	2010
Gesicki, Mike	TE	Penn State	86, 88	2018-22
Giaquinto, Nick	RB	Connecticut	35	1980-81
Gibson, Brandon	WR	Washington State	10	2013-14
Gibson, Ernest	CB	Furman	42	1989
Giesler, Jon	T	Michigan	79	1979-88
Gilchrist, Cookie	RB	None	2	1966
Gillisle, Mike	RB	Florida	23	2013-14
Gilmore, Bryan	WR	Midwestern State	82	2004-05
Gilmore, Jim	G	Ohio State	66	1987
Ginn, Hubert	RB	Florida A&M	32, 33, 28	1970-75
Ginn Jr., Ted	WR	Ohio State	19	2007-09
Glenn, Jason	LB	Texas A&M	51	2005
Glenn, Kerry	CB	Minnesota	35	1990-92
Goar, Guy	C	Colorado State	67	1987
Godchaux, Davon	DT	Louisiana State	56	2017-20
Gogan, Kevin	G	Washington	66	1999
Golic, Mike	DT	Notre Dame	96	1993
Goode, Irv	C/G	Kentucky	55	1973-74
Goode, Kerry	RB	Alabama	22	1989
Goode, Tom	C	Mississippi State	58	1966-69
Goodman, André	CB	South Carolina	29, 21	2006-08
Goodwin, Hunter	TE	Texas A&M	83	1999-01
Gordon, Lamar	RB	North Dakota State	30	2004
Gordon, Larry	LB	Arizona State	50	1976-82
Gore, Frank	RB	Miami (Fla.)	21	2018
Gore, Stacy	P	Arkansas State	3	1987
Grady, Garry	S	Eastern Michigan	29	1969
Graf, Rick	LB	Wisconsin	58, 99	1987-90
Graham, Shayne	K	Virginia Tech	16	2011
Gramatica, Bill	K	South Florida	11	2004
Grant, African	S	Illinois	41	1990
Grant, Ernest	DT	Arkansas Pine-Bluff	97	2000-01
Grant Sr., Jakeem	WR	Texas Tech	19	2016-21
Grau, Jeff	LS	UCLA	47	2003
Gray, Chris	G	Auburn	62	1993-96
Gray, Jonas	RB	Notre Dame	29	2015
Gray, MarQueis	TE	Minnesota	48	2016-17
Green, Chris	CB/S	Illinois	42	1991-94
Green, Cleveland	T	Southern	61, 74	1979-86
Green, Eric	TE	Liberty	86	1995
Green, Hugh	LB	Pittsburgh	55	1985-91
Green, Ray	S	South Carolina	40	2001-02
Green, Trent	QB	Indiana	10	2007
Green, Yatil	WR	Miami (Fla.)	87	1997-99
Greene, Andrew	G	Indiana	68	1995
Greenwood, Morlon	LB	Syracuse	52	2001-04
Gregory, Damian	DT	Illinois State	75, 98	2000-01
Griese, Bob	QB	Purdue	12	1967-80
Griese, Brian	QB	Michigan	14	2003
Griggs, David	LB/DE	Virginia	92	1989-93
Grigsby, Boomer	FB	Illinois State	46	2008
Grimes, Brent	CB	Shippensburg	21	2013-15
Grimsley, John	LB	Kentucky	59	1991-93
Groth, Jeff	WR	Bowling Green	85	1979
Grove, Jake	C	Virginia Tech	64	2009
Gruber, Bob	T	Pittsburgh	71	1987
Grugier-Hill, Kamu	LB	Eastern Illinois	51	2020

## H

PLAYER	POS	SCHOOL	NUM	YEARS
Haack, Matt	P	Arizona State	16, 2	2017-20
Hadnot, Rex	C/G	Houston	66	2004-07
Hagan, Derek	WR	Arizona State	82	2006-08
Haley, Jermaine	DT	Butte College	94	2000-02
Halterman, Aaron	TE	Indiana	80	2007
Hamilton, Michael	LB	North Carolina A&T State	50	2000
Hammond, Kim	QB	Florida State	15	1968

## H

PLAYER	POS	SCHOOL	NUM	YEARS
Hampton, Lorenzo	RB	Florida	27	1985-89
Hand, Norman	DT	Mississippi	96, 98	1995-96
Harden, Bobby	S	Miami (Fla.)	45	1990-93
Hardy, Bruce	TE	Arizona State	84	1978-89
Harper, Jack	RB	Florida	29	1967-68
Harrington, Joey	QB	Oregon	3	2006
Harris, Al	CB	Texas A&M-Kingsville	31	2010
Harris, Anthony	LB	Auburn	51	1996-99
Harris, Charles	DE	Missouri	90	2017-19
Harris, Corey	S	Vanderbilt	25	1997
Harris, Duriel	WR	New Mexico State	26, 82	1976-83, 1985
Harris, Leroy	FB	Arkansas State	38	1977-78
Harris, Trent	LB	Miami (Fla.)	97	2019
Harris, Tuff	S	Montana	35	2007
Harrison, Lloyd	CB	North Carolina State	20	2002
Hartage, Montre	S	Northwestern	41	2019
Hartline, Andrew	G	Central Michigan	60	2009
Hartline, Brian	WR	Ohio State	82	2009-14
Hatcher, Dale	P	Clemson	7	1993
Hawthorne, Ed	NT	Minnesota	74	1995
Hayes, Jeff	P	North Carolina	5	1987
Hayes, William	DE	Winston-Salem State	95	2017-18
Hayes, Tae	CB	Appalachian State	22, 30	2019-20
Haynes, Abner	RB	North Texas State	28	1967
Haynos, Joey	TE	Maryland	81	2008-09
Hazel, Matt	WR	Coastal Carolina	83	2015
Heath, Clayton	RB	Wake Forest	35	1976
Heath, T.J.	CB	Jacksonville State	36	2014
Heffner-Liddiard, Brody	TE	Colorado	48	2000
Heflin, Vince	WR	Central State (Ohio)	88	1982-85
Heinz, Bob	DT	Pacific	72	1969-77
Heller, Ron	T	Penn State	73	1993-95
Heller, Will	TE	Georgia Tech	85	2005
Hendel, Andy	LB	North Carolina State	90	1986
Hendricks, Tommy	LB	Michigan	51	2000-03
Hendy, A.J.	S	Maryland	37	2016
Henne, Chad	QB	Michigan	7	2008-11
Henry, Charles	TE	Miami (Fla.)	87	1991
Henry, Leonard	RB	East Carolina	26	2002-04
Hester, Ron	LB	Florida State	53	1982-84
Hewitt, Neville	LB	Marshall	46	2015-17
Higgins, Jim	G	Xavier	65	1966
Higgs, Mark	RB	Kentucky	21	1990-94
Hill, Barry	S	Iowa State	44	1975-76
Hill, Eddie	RB	Memphis State	31	1981-84
Hill, Ike	WR	Catawba	81	1976
Hill, Nate	DE	Auburn	92	1988
Hill, Randal	WR	Miami (Fla.)	81, 89	1991, 1995-96
Hill, Ray	CB	Michigan State	28	1998-00
Hill, Renaldo	S	Michigan State	24	2006-08
Hill, Sean	CB/S	Montana State	31	1994-96
Hill, Tyreek	WR	West Alabama	10	2022
Hilliard, Lex	RB	Montana	26	2009-11
Hines, Jimmy	WR	Texas Southern	99	1969
Hobley, Liffort	S	Louisiana State	29	1987-93
Holland, Jevon	S	Oregon	8	2021-22
Holley, Nate	S	Kent State	36	2020
Holliday, Vonnie	DT/DE	North Carolina	91	2005-08
Hollier, Dwight	LB	North Carolina	50	1992-99
Hollins, Mack	WR	North Carolina	86	2019-21
Holmes, Alex	TE	Southern California	89	2005
Holmes, John	DE	Florida A&M	85	1966
Holmes, Mike	WR	Texas Southern	43	1976
Hood, Ziggy	DT	Missouri	97	2018
Hooper, Trell	CB	Memphis State	45	1987
Hoover, Houston	G	Jackson State	64	1994
Hopkins, Jerry	LB	Texas A&M	51	1967-68
Hoskins, Gator	TE	Marshall	89	2014
Howard, Jordan	RB	Indiana	34	2020
Howard, Reggie	CB	Memphis	25	2004-05
Howard, Xavien	CB	Baylor	25	2016-22
Howell, Mike	S	Grambling State	44	1972

## H

PLAYER	POS	SCHOOL	NUM	YEARS
Howell, Steve	FB	Baylor	36	1979-81
Huard, Damon	QB	Washington	11	1997-00
Huddleston, Jim	G	Virginia	68	1987
Hudock, Mike	C	Miami (Fla.)	52	1966
Hull, Mike	LB	Penn State	45	2015-18
Humphrey, Bobby	RB	Alabama	44	1992
Hunt, Jack	S	Louisiana State	43	2006
Hunt, Robert	OL	Louisiana-Lafayette	68	2020-22
Hunter, Billy	RB	Syracuse	24	1966
Hunter, Jeff	DE	Albany (Ga.) State	97	1992-93
Hunter, Justin	WR	Tennessee	15	2016
Hurns, Allen	WR	Miami (Fla.)	17	2019
Hutton, Tom	P	Tennessee	4	1999

## I

PLAYER	POS	SCHOOL	NUM	YEARS
Iaquaniello, Mike	S	Michigan State	48	1991
Igbinoghene, Noah	CB	Auburn	23, 9	2020-22
Incognito, Richie	G/C	Nebraska	68	2010-13
Ingold, Alec	FB	Wisconsin	30	2022
Ingram, Mark	WR	Michigan State	82	1993-94
Ingram, Melvin	LB	South Carolina	6	2022
Irvin, Mark	S	Bethune-Cookman	46	1987
Irwin, Heath	G	Colorado	66	2000-01
Irwin, Tim	T	Tennessee	76	1994
Isidora, Danny	G	Miami (Fla.)	65	2019
Ismail, Qadry	WR	Syracuse	86	1997
Isom, Rickey	FB	North Carolina State	20	1987
Izzo, Larry	LB	Rice	53	1996-00

## J

PLAYER	POS	SCHOOL	NUM	YEARS
Jackson, Austin	OL	Southern California	73	2020-22
Jackson, Calvin	CB/S	Auburn	38	1994-99
Jackson, Eddie	CB	Arkansas	35, 20	2005-06
Jackson, Frank	WR	Southern Methodist	26	1966-67
Jackson, Keith	TE	Oklahoma	88	1992-94
Jackson, Tyoka	DE	Penn State	97	1994
Jackson, Vestee	CB	Washington	24	1991-93
Jacobs, Ray	DT	Howard Payne	84	1967-68
Jacobs, Tim	CB	Delaware	34	1996-97
Jacobson, Steve	DE	Abilene-Christian	72	1987
Jacox, Kendyl	G	Kansas State	64	2006
Jacquet, Nate	WR	San Diego State	19, 88	1998-99
James, Ja'Wuan	T	Tennessee	70	2014-18
James, Jeno	G	Auburn	78	2004-06
James, LaMichael	RB	Oregon	33	2014-15
Jaquess, Pete	S	Eastern New Mexico	44	1966-67
Jarostchuk, Iliia	LB	New Hampshire	58	1988
Jaworski, Ron	QB	Youngstown State	17	1987-88
Jeffries, Greg	S	Virginia	25	1999-00
Jenkins, Al	G/T	Tulsa	60	1972
Jenkins, Corey	LB	South Carolina	57	2003-04
Jenkins, Ed	RB	Holy Cross	28	1972
Jenkins, Jelani	LB	Florida	53	2013-16
Jenkins, John	DT	Georgia	95, 90, 77	2019, 2021-22
Jennings, Gary	WR	West Virginia	16	2019
Jennings, Greg	WR	Western Michigan	85	2015
Jensen, Jim	QB/WR/RB	Boston University	11	1981-92
Jerman, Greg	G/T	Baylor	60	2002-04
Jerry, John	G	Mississippi	74	2010-13
Joe, Billy	RB	Villanova	33	1966
John, Ulrick	T	Georgia State	68	2015
Johnson, Al	C	Wisconsin	60	2008
Johnson, Albert	WR	Southern Methodist	16, 83	2001-02
Johnson, Anthony	DT	Louisiana State	76	2014
Johnson, Curtis	CB	Toledo	45	1970-78
Johnson, Dan	TE	Iowa State	87	1983-87
Johnson, Demetrious	S	Missouri	23	1987

## J

PLAYER	POS	SCHOOL	NUM	YEARS
Johnson, Duke	RB	Miami (Fla.)	28	2021
Johnson, Greg	G	Oklahoma	73	1988
Johnson, J.J.	RB	Mississippi State	32	1999-01
Johnson, James-Michael	LB	Nevada	56	2015
Johnson, Larry	RB	Penn State	23	2011
Johnson, Micah	LB	Kentucky	57	2010
Johnson, Pat	S	Purdue	24	1995
Johnson, Pete	FB	Ohio State	46	1984
Johnson, Wesley	C	Vanderbilt	73	2018
Jones, Aaron	DE	Eastern Kentucky	97	1996
Jones, Benito	DT	Mississippi	95	2020
Jones, Brandon	S	Texas	29	2020-22
Jones, Byron	CB	Connecticut	24	2020-21
Jones, Chris	DT	Bowling Green	52	2016
Jones, Dominique	TE	Shepherd	85	2016
Jones, Don	S	Arkansas State	36, 38	2013-14
Jones, Donnie	P	Louisiana State	5	2005-06
Jones, Jason	DE	Eastern Michigan	98	2016
Jones, Nate	CB	Rutgers	33, 32	2008-09, 2011
Jones, Ray	CB	Southern	49	1971
Jones, Reshad	S	Georgia	20	2010-19
Jones, Robert	LB	East Carolina	52	1998-00
Jones, Robert	OL	Middle Tennessee State	65	2021-22
Jones, Tebucky	S	Syracuse	24	2005
Jordan, Charles	WR	Long Beach City College	88	1996-98
Jordan, Dion	DE	Oregon	95	2013-14
Joswick, Bob	DE	Tulsa	80	1968-69
Judie, Ed	LB	Northern Arizona	91	1984
Judson, William	CB	South Carolina State	49	1981-89
Junior, E.J.	LB	Alabama	54	1989-91

## K

PLAYER	POS	SCHOOL	NUM	YEARS
Kaddu, Josh	LB	Oregon	57	2012-13
Kaeding, Nate	K	Iowa	9	2012
Karras, Ted	C	Illinois	67	2020
Keating, Bill	DT	Michigan	72	1967
Kehoe, Scott	T	Illinois	71	1987
Kelly, Ben	CB	Colorado	35, 20	2000-01
Kemp, Marcus	WR	Hawaii	16	2020
Kershaw, William	LB	Maryland	58	2008-09
Keyes, Jimmy	LB/K	Mississippi	52	1968-69
Kidd, John	P	Northwestern	17	1994-97
Kiick, Jim	RB	Wyoming	21	1968-74
Kilgore, Daniel	C	Appalachian State	67	2018-19
Kinchen, Brian	TE	Louisiana State	88	1988-90
Kindig, Howard	G/C	Cal State-Los Angeles	54	1972-73
Kindley, Solomon	G	Georgia	66	2020-21
King, Vick	RB	McNeese State	33	2004
Kirby, Terry	RB	Virginia	43, 42	1993-95
Kitts, Jim	FB	Ferrum College	48	1997-98
Klingbeil, Chuck	NT	Northern Michigan	99	1991-95
Knight, Sammy	S	Southern California	24	2003-04
Knott, Jake	LB	Iowa State	45	2014
Koch, Greg	T	Arkansas	68	1986-87
Kocourek, Dave	TE	Wisconsin	83	1966
Kohou, Kader	CB	Texas A&M-Commerce	28	2022
Kolen, Mike	LB	Auburn	57	1970-77
Kolic, Larry	LB	Ohio State	94, 54	1986-88
Konecny, Mark	RB	Alma	41	1987
Konrad, Rob	FB	Syracuse	44	1999-04
Kopp, Jeff	LB	Southern California	52	1995
Kosar, Bernie	QB	Miami (Fla.)	19	1994-96
Kovacs, Jordan	S	Michigan	44, 32	2013-15
Kozlowski, Mike	S	Colorado	37, 40	1979-86
Krauss, Barry	LB	Alabama	58	1989
Kremser, Karl	K	Tennessee	15	1969-70
Kuechenberg, Bob	G	Notre Dame	67	1970-84
Kumerow, Eric	DE	Ohio State	90	1988-90

## L

PLAYER	POS	SCHOOL	NUM	YEARS
Laakso, Eric	T	Tulane	68	1978-84
Lacey, Deon	LB	West Alabama	44	2019
Laird, Patrick	RB	California	42, 32	2019-21
Lamb, Mack	CB	Tennessee State	45	1967-68
Lambrecht, Mike	DT	St. Cloud State	69	1987-89
Lamm, Kendall	T	Appalachian State	70	2022
Lammons, Chris	CB	South Carolina	30	2019
Land, Mel	LB	Michigan State	52	1979
Landry, Jarvis	WR	Louisiana State	14	2014-17
Lane, Jorvorskie	FB	Texas A&M	41	2012
Langer, Jim	C	South Dakota State	62	1970-79
Langford, Kendall	DE	Hampton	70	2008-11
Lankford, Paul	CB	Penn State	44	1982-91
Larsen, Ted	G/C	North Carolina State	62	2017-18
Lawless, Burton	G	Florida	71	1981
Lawson, Shaq	DE	Clemson	90	2020
Ledbetter, Jonathan	DE	Georgia	98	2019
Lee, Donald	TE	Mississippi State	85	2003-04
Lee, Larry	G/C	UCLA	63, 66	1985-86
Lee, Ronnie	T/TE	Baylor	86, 72	1979-82, 1984-89
Lee, Shawn	NT	North Alabama	98	1990-91
Lehan, Michael	CB	Minnesota	30, 22	2006-08
Leigh, Charles	RB	None	15, 36, 23	1971-74
LeJeune, Norman	S	Louisiana State	42	2005-06
Lekkerkerker, Cory	T	California-Davis	71	2007
Lemon, Cleo	QB	Arkansas State	17	2005-07
Lethridge, Zebbie	CB	Texas Tech	37	2001
Lewis, David	TE	California	87, 89	1987
Lewis, Ryan	CB	Pittsburgh	24	2019
Lewis, Tommylee	WR	Northern Illinois	85	2021
Limbrick, Garrett	FB	Oklahoma State	32	1990
Lindsay, Phillip	RB	Colorado	31	2021
Linkenbach, Jeff	T	Cincinnati	72	2015
Lippett, Tony	CB	Michigan State	36	2015-17
Little, George	DE	Iowa	99	1985-87
Little, Greg	T	Mississippi	75	2022
Little, Larry	G	Bethune Cookman	66	1969-80
Liwienski, Chris	G	Indiana	76	2007
Logan, Marc	FB	Kentucky	20	1989-91
London, Brandon	WR	Massachusetts	17	2008
Long, Hunter	TE	Boston College	84	2021-22
Long, Jake	T	Michigan	77	2008-12
Losman, JP	QB	Tulane	6	2011
Lothridge, Billy	P	Georgia Tech	7	1972
Lowe, Omare	CB	Washington	24	2002
Lubischer, Steve	LB	Boston College	54	1987
Lucas, Jordan	CB	Penn State	21	2016-17
Lucas, Ray	QB	Rutgers	6	2001-02
Lusk, Hendrick	TE	Utah	83	1998
Lusteg, Booth	K	Connecticut	5	1967

## M

PLAYER	POS	SCHOOL	NUM	YEARS
Mackey, Kyle	QB	East Texas State	15	1987
Madison, Sam	CB	Louisville	29	1997-05
Malone, Benny	RB	Arizona State	32	1974-78
Malone, Darrell	CB	Jacksonville State	47	1992-94
Malveaux, Cameron	DE	Houston	75	2017-18
Mancz, Greg	OL	Toledo	62	2021
Mandich, Jim	TE	Michigan	88	1970-77
Manning, Brian	WR	Stanford	83	1997
March-Lillard, Justin	LB	Akron	53	2017
Mare, Olindo	K	Syracuse	10	1997-06
Marino, Dan	QB	Pittsburgh	13	1983-99
Marion, Brock	S	Nevada	31	1998-03
Mark, Greg	LB	Miami (Fla.)	94	1990
Marrone, Doug	G/C	Syracuse	78	1987
Marshall, Brandon	WR	Central Florida	19	2010-11
Marshall, David	LB	Eastern Michigan	96	1987

## M

PLAYER	POS	SCHOOL	NUM	YEARS
Marshall, Richard	CB	Fresno State	31	2012
Martin, David	TE	Tennessee	88	2007-08
Martin, Jamar	FB	Ohio State	32	2004
Martin, Jonathan	T	Stanford	71	2012-13
Martin, Tony	WR	Mesa (Colo.)	80, 89	1990-93, 1999-00
Martin, Vaughn	DT	Western Ontario	90	2013
Mass, Wayne	T	Clemson	78	1971
Massaquoi, Tim	TE	Michigan	89	2006
Mastrud, Jeron	TE	Kansas State	88	2010-12
Matheson, Bob	LB	Duke	53	1971-79
Mathis, Evan	G	Alabama	73	2008
Matthews, Bo	FB	Colorado	33	1981
Matthews, Rishard	WR	Nevada	86, 18	2012-15
Matthews, Wes	WR	Northeastern State (Okla.)	23	1966
Maulaluga, Rey	LB	Southern California	58	2017
Mauck, Carl	C	Southern Illinois	60	1970
Mauia, Reagan	FB	Hawaii	45	2007
Maxwell, Byron	CB	Clemson	41	2016-17
Maxwell, Jim	LB	Gardner-Webb	53	2006
McBride, Norm	DE	Utah	53	1969-70
McCain, Bobby	CB/S	Memphis	28	2015-20
McCain, Brice	CB	Utah	24	2015
McCain, Chris	LB	California	58	2014-15
McCann, Bryan	CB	Southern Methodist	23	2012
McChesney, Matt	G	Colorado	60	2008
McClendon, Jacques	C/G	Tennessee	66	2015
McCourty, Jason	DB	Rutgers	30	2021
McCray, Kelcie	S	Arkansas State	37	2013
McCreary, Loaird	TE	Tennessee State	80	1976-78
McCullers, Dale	LB	Florida State	54	1969
McDaniel, Tony	DT	Tennessee	78	2009-12
McDaniel, Wahoo	LB	Oklahoma	54	1966-68
McDermott, Sean	LS	Kansas	40	2003
McDonald, T.J.	S	Southern California	22	2017-18
McDougle, Stockar	T	Oklahoma	73	2005
McDuffie, O.J.	WR	Penn State	81	1993-01
McEvoy, Tanner	WR	Wisconsin	16	2018
McFarland, Jim	TE	Nebraska	80	1975
McGarrahan, Scott	S	New Mexico	41, 43	2001-02
McGeever, John	S	Auburn	47	1966
McGruder, Michael	CB	Kent State	28	1990-91
McGwire, Dan	QB	San Diego State	11	1995
McHale, Tom	G	Cornell	72	1995
McIntosh, Damion	T	Kansas State	77	2004-06
McIver, Everett	G	Elizabeth City College	66	1996-97
McKenzie, Kevin	WR	Washington State	82	1999
McKinley III, Verone	S	Oregon	32	2022
McKinney, Seth	C/G	Texas A&M	68	2002-06
McKinnie, Bryant	T	Miami (Fla.)	78	2013
McKinnon, Dennis	WR	Florida State	86	1990
McKnight, James	WR	Liberty	80	2001-03
McKyer, Tim	CB	Texas Arlington	22	1990
McMichael, Randy	TE	Georgia	81	2002-06
McMillan, Raekwon	LB	Ohio State	52	2018-19
McNeal, Don	CB	Alabama	28	1980-89
McPhail, Jerris	RB	East Carolina	32	1996-97
McTyer, Torry	CB	Nevada-Las Vegas	33, 24	2017-18
McQuistan, Pat	G/T	Weber State	79	2010
Medlin, Richard	RB	Fayetteville State	38	2011
Merling, Phillip	DE	Clemson	97	2008-11
Merritt, Dave	LB	North Carolina State	55	1993
Merritt, Kirk	WR	Arkansas State	83	2020-21
Mertens, Jim	TE	Fairmont State	87	1969
Michel, Mike	P/K	Stanford	17	1977
Middleton, Doug	S	Appalachian State	36	2019
Miles, Edmond	LB	Iowa	50	2007
Miller, Lamar	RB	Miami (Fla.)	26	2012-15
Miller, Scott	WR	UCLA	82, 83	1991-96
Milner, Billy	T	Houston	79	1995-96
Milton, Chris	DB	Georgia Tech	35	2021
Milton, Gene	WR	Florida A&M	28	1968-69

## M

PLAYER	POS	SCHOOL	NUM	YEARS
Mingo, Gene	K	None	21	1966-67
Minor, Travis	RB	Florida State	34, 28	2001-06
Mira, George	QB	Miami (Fla.)	10	1971
Misi, Koa	LB	Utah	55	2010-17
Mitchell, Earl	DT	Arizona	90	2014-16
Mitchell, Marvin	LB	Tennessee	50	2011
Mitchell, Melvin	G	Tennessee State	68, 60	1976-78
Mitchell, Scott	QB	Utah	19	1990-93
Mitchell, Shirdonya	CB	Missouri	27	2006
Mitchell, Stan	RB	Tennessee	35	1966-70
Mixon, Kenny	DE	Louisiana State	79	1998-01
Monds, Mario	DT	Cincinnati	93	2004
Moore, Corey	LB	Virginia Tech	57	2001
Moore, Damontre	DE	Texas A&M	57	2015
Moore, Dave	TE	Pittsburgh	46	1992
Moore, Eddie	LB	Tennessee	58	2003-05
Moore, Eric	T	Indiana	70	1995
Moore, Mack	DE	Texas A&M	91	1985-86
Moore, Marlon	WR	Fresno State	14	2010-13
Moore, Matt	QB	Oregon State	8	2011-17
Moore, Maulty	DT	Bethune-Cookman	65	1972-74
Moore, Nat	WR	Florida	89	1974-86
Moore, Ron	RB	Pittsburg State (Kan.)	34	1998
Moore, Stevon	S	Mississippi	27	1990
Moore, Wayne	T	Lamar	79	1970-78
Moreau, Doug	TE	Louisiana State	82	1966-69
Moreno, Knowshon	RB	Georgia	28	2014
Morrall, Earl	QB	Michigan State	15	1972-76
Morris, Mercury	RB	West Texas State	22	1969-75
Morris, Sammy	RB	Texas Tech	31	2004-06
Morris, Victor	LB	Miami (Fla.)	91	1987
Morstead, Thomas	P	Southern Methodist	4	2022
Moser, Rick	RB	Rhode Island	31	1980
Moses, Quentin	DE/LB	Georgia	74, 93	2007-10
Mosley, C.J.	DT	Missouri	94	2015
Moss, Avery	DE	Youngstown State	93	2019
Mostert, Raheem	RB	Purdue	27, 31	2015, 2022
Moyer, Alex	LB	Northwestern	54	1985-86
Mruczkowski, Gene	G	Purdue	63	2007
Mumphord, Lloyd	CB	Texas Southern	26	1969-74
Munson, Calvin	LB	San Diego State	48, 50	2019-21
Murtha, Lydon	T	Nebraska	76	2009-11
Myarick, Chris	TE	Temple	85	2020

## N

PLAYER	POS	SCHOOL	NUM	YEARS
Naanee, Legedu	WR	Boise State	19	2012
Nalbone, John	TE	Monmouth	86	2010
Nails, Jamie	G	Florida A&M	66	2002-03
Nathan, Tony	RB	Alabama	22	1979-87
Ndukwe, Ikechuku	G	Northwestern	68	2008
Nealy, Ray	RB	Arkansas-Pine Bluff	20	1997
Nedney, Joe	K	San Jose State	6	1996-97
Needham, Nik	CB	UTEP	40	2019-22
Neff, Bob	S	Stephen F. Austin	43	1966-68
Neighbors, Billy	G	Alabama	63	1966-69
Ness, Nate	CB	Arizona	32	2010
Newman, Ed	G	Duke	64	1973-84
Newman, Keith	LB	North Carolina	55	2006
Newson, Kendall	WR	Middle Tennessee State	82, 14	2003-05
Nicolas, Scott	LB	Miami (Fla.)	57, 52	1987
Ninkovich, Rob	DE/LB	Purdue	93	2007
Nkemdiche, Robert	DT	Mississippi	92	2019
Nolan, Troy	CB	Arizona State	23	2012
Nomina, Tom	DT	Miami (Ohio)	76	1966-68
Noonan, Karl	WR	Iowa	89	1966-71
Norton, Rick	QB	Kentucky	11	1966-69
Nottingham, Don	FB	Kent State	36	1973-77
Novak, Jeff	T	Southwest Texas State	67	1994



## O

PLAYER	POS	SCHOOL	NUM	YEARS
Odom, Cliff	LB	Texas Arlington	93	1990-93
Odrick, Jared	DE/DT	Penn State	98	2010-14
Offerdahl, John	LB	Western Michigan	56	1986-93
Ogbah, Emmanuel	DE	Oklahoma State	91	2020-22
Ogden, Jeff	WR	Eastern Washington	88	2000-01
Oglesby, Alfred	DE/NT	Houston	96	1990-92
Oglesby, Evan	CB	North Alabama	41, 31	2009-10
Ogunleye, Adewale	DE	Indiana	90, 93	2000-03
O'Leary, Nick	TE	Florida State	83	2018-19
Oliver, Louis	S	Florida	25	1989-93, 1995-96
Oliver, Muhammad	CB	Oregon	20	1994
Olshanski, Igor	DT	Oregon	95	2011
Orosz, Tom	P	Ohio State	3	1981-82
Orr, Leon	DT	Florida	96	2016
Ortega, Ralph	LB	Florida	54	1979-80
Oswiler, Brock	QB	Arizona State	8	2018
Oubre, Louis	G	Oklahoma	68	1987
Ours, Greg	C	Muskingum	63	1987
Overstreet, David	RB	Oklahoma	20	1983
Owens, Chris	S	San Jose State	41	2013
Owens, Morris	WR	Arizona State	82	1975-76
Owens, Rich	DE	Lehigh	96	1999-00

## P

PLAYER	POS	SCHOOL	NUM	YEARS
Paige, Tony	FB	Virginia Tech	49	1990-92
Page, Chase	DE	North Carolina	95	2007
Palardy, Michael	P	Tennessee	5	2021
Palmer, Dick	LB	Kentucky	50	1970
Pankey, Adam	T	West Virginia	78	2019-21
Park, Ernie	G	McMurray	61	1966
Parker, DeVante	WR	Louisville	11	2015-21
Parker, Steven	S	Oklahoma	26	2019
Parkey, Cody	K	Auburn	1	2017
Parks, Will	S	Arizona	36	2021
Parmalee, Bernie	RB	Ball State	30	1992-98
Patmon, Tyler	CB	Oklahoma State	29	2015
Patterson, Dimitri	CB	Tuskegee	32	2012-13
Paysinger, Spencer	LB	Oregon	42	2015-16
Pead, Isaiah	RB	Cincinnati	22	2016
Pearson, Willie	CB	North Carolina A&T State	41	1969
Pederson, Doug	QB	Northeast Louisiana	14	1993
Peelle, Justin	TE	Oregon	87	2006-07
Pennington, Chad	QB	Marshall	10	2008-10
Pepper, Taybor	LS	Michigan State	46	2019
Perine, Samaje	RB	Oklahoma	29	2019
Perriman, Brett	WR	Miami (Fla.)	80	1997
Perry, Ed	TE	James Madison	89	1997-04
Perry, Jamal	CB	Iowa State	33	2019-21
Perry, Jereme	S	Eastern Michigan	33	2007
Perry, Malcolm	RB/WR	Navy	10	2020
Perry, Seniorise	RB	Louisville	34	2017-18
Perry, Todd	G	Kentucky	75	2001-03
Pesuit, Wally	T	Kentucky	65	1977-78
Petrella, Bob	S	Tennessee	48	1966-71
Phillips, Jaelan	LB	Miami (Fla.)	15	2021-22
Phillips, Jordan	DT	Oklahoma	97	2015-18
Phillips, Lawrence	RB	Nebraska	21	1997
Pidgeon, Tim	LB	Syracuse	94	1987
Pittman, Jamiyus	DT	Central Florida	65	2018
Pitts, Lafayette	CB	Pittsburgh	40	2016
Planansky, Joe	TE	Chadron State	88	1995
Plummer, Bruce	CB	Mississippi State	38	1988
Polite, Lousaka	FB	Pittsburgh	36	2008-10
Pool, David	CB	Carson-Newman	27	1994
Poole, Ken	DT	Northeast Louisiana	78	1981-82
Poole, Will	CB	Southern California	27	2004-05
Pope, Derrick	LB	Alabama	56	2004-07
Porter, Joey	LB	Colorado State	55	2007-09
Posey, Julian	CB	Ohio	38	2012
Potter, Steve	LB	Virginia	54	1981-82

## P

PLAYER	POS	SCHOOL	NUM	YEARS
Potts, Roosevelt	FB	Northeast Louisiana	42	1997
Pouncey, Mike	C/G	Florida	51	2011-17
Powell, Alvin	G	Winston-Salem State	78	1989
Powell, Jesse	LB	West Texas State	56	1969-73
Presley, De'Andre	CB	Appalachian State	21	2012
Preston, Roell	WR	Mississippi	82	1999
Price, Sam	RB	Illinois	30	1966-68
Prince, Isaiah	T	Ohio State	72	2019
Pritchett, Stanley	FB	South Carolina	36	1996-99
Procter, Cory	C	Montana	71	2010
Prokop, Joe	P	Cal Poly-Pomona	7	1992
Pruitt, James	WR	Cal State-Fullerton	82, 87, 81	1986-88, 1990-91
Pruitt, Julius	WR	Ouachita-Baptist	11	2011
Pryor, Barry	RB	Boston University	31	1969-70
Pyburn, Jack	T	Texas A&M	65	1967-68

## Q

PLAYER	POS	SCHOOL	NUM	YEARS
Quinn, Robert	DE	North Carolina	94	2018

## R

PLAYER	POS	SCHOOL	NUM	YEARS
Rader, Jason	TE	Marshall	85	2006
Raglin, Floyd	CB	Southern	24	1987
Rambo, Bacarri	S	Georgia	30	2016
Randall, Kheeston	DT	Texas	97	2012
Randle, Tate	S	Texas Tech	21	1987
Rather, Bo	WR	Michigan	82, 85	1973, 1978
Ray, Ricky	CB	Norfolk State	43	1981-82
Readon, Ike	DT	Hampton	79	1987
Reaves, Willard	RB	Northern Arizona	38	1989
Redwine, Sheldrick	S	Miami (Fla.)	20	2021
Reed, Chris	C/G	Minnesota State	64	2019
Reed, Kerry	WR	Michigan State	15	2007
Reese, Don	DT	Jackson State	76, 60	1974-76
Reichenbach, Mike	LB	East Stroudsburg	52	1990-91
Reilly, Dameon	WR	Rhode Island	83	1987
Reilly, Trevor	LB	Utah	57	2016
Reiter, Austin	C	South Florida	61	2021
Render, Tyshun	DE	Middle Tennessee State	64	2020
Revez, Fuad	K	Tennessee	7	1985-88
Rhone, Earnie	LB	Henderson State	55	1975-84
Rice, Ken	G	Auburn	75	1966-67
Richardson, Jeff	T	Michigan State	76	1969
Richardson, John	DT	UCLA	74	1967-71
Richardson, Kyle	P	Arkansas State	5	1997
Richardson, Willie	WR	Jackson State	87	1970
Riley, Duke	LB	Louisiana State	45	2021-22
Riley, Jim	DE	Oklahoma	70	1967-72
Rivera, Mike	LB	Kansas	52	2012
Roberson, Bo	WR	Cornell	40	1966
Roberson, Vern	S	Grambling State	42	1977
Roberts, Archie	QB	Columbia	16	1967
Roberts, Elandon	LB	Houston	44, 52	2020-22
Roberts, George	P	Virginia Tech	4	1978-80
Roberts, Guy	LB	Maryland	59	1977
Robinson, Derreck	DE	Iowa	75	2007
Robinson, Fred	LB	Miami (Fla.)	91	1986
Robinson, Gerell	TE	Arizona State	85	2014
Robinson, Bryan	DE	Fresno State	98	2004
Robiskie, Terry	FB	Louisiana State	38	1980-81
Roby, Reggie	P	Iowa	4	1983-92
Roderick, John	WR	Southern Methodist	87	1966-67
Rodgers, Derrick	LB	Arizona State	59	1997-02
Rogers, Charlie	RB/KR	Georgia Tech	32	2003
Rogers, Nick	LB	Georgia Tech	50	2005
Romero, Dario	DT	Eastern Washington	73, 94	2002-04
Rosario, Dante	TE	Oregon	81	2011
Rose, Donovan	S	Hampton	26	1986-87
Rose, Joe	TE	California	80	1980-85

## R

PLAYER	POS	SCHOOL	NUM	YEARS
Rose, Lowell	CB	Tulsa	40	2014
Rosen, Josh	QB	UCLA	3	2019
Rosenfels, Sage	QB	Iowa State	18	2002-05, 2011
Ross, Brandian	CB	Youngstown State	33	2014
Roth, Matt	DE/LB	Iowa	98	2005-09
Roth, Pete	FB	Northern Illinois	32	1987
Rowe, Eric	DB	Utah	21	2019-22
Royals, Mark	P	Appalachian State	3	2002-03
Ruddy, Tim	C	Notre Dame	61	1994-03
Rudolph, Jack	LB	Georgia Tech	55	1966
Russell, Anderson	S	Ohio State	40	2012
Russell, Cliff	WR	Utah	88	2005-06
Russell, Twan	LB	Miami (Fla.)	56	2000-02
Ryan, Sean	TE	Boston College	89	2008

## S

PLAYER	POS	SCHOOL	NUM	YEARS
Salter, Bryant	S	Pittsburgh	30	1976
Sampleton, Lawrence	TE	Texas	80	1987
Samuda, Josh	G	Massachusetts	64	2012
Sander, Mark	LB	Louisville	58	1992
Sanders, Braylon	WR	Mississippi	86	2022
Sanders, Jason	K	New Mexico	7	2018-22
Sapp, Benny	CB	Northern Iowa	27	2010-11
Satele, Samson	C	Hawaii	64	2007-08, 2014
Saxon, James	RB	San Jose State	22	1992-94
Scarlett, Brennan	LB	Stanford	57	2021-22
Scarlett, Jordan	RB	Florida	22	2021
Schamel, Duke	LB	South Dakota	60	1987
Schulters, Lance	S	Hofstra	30, 31	2005, 2007
Schwedes, Scott	WR	Syracuse	81	1987-90
Scott, Jake	S	Georgia	13	1970-75
Scott, Rashawn	WR	Miami (Fla.)	87	2016-17
Scott, Ronald	RB	Southern	33	1987
Scott, Stanley	DE	Florida State	77	1987
Seamster, Sammy	CB	Middle Tennessee State	37	2014
Seau, Junior	LB	Southern California	55	2003-05
Secules, Scott	QB	Virginia	9	1989-92
Seiple, Larry	P/RB/TE	Kentucky	20	1967-77
Selfridge, Andy	LB	Virginia	51	1976
Sellers, Ron	WR	Florida State	34	1973
Sendlein, Robin	LB	Texas	52	1985
Shaheen, Adam	TE	Ashland	80	2020-21
Shannon, Larry	WR	East Carolina	19, 82	1998-99
Shaw, Josh	DT	Michigan State	75, 76	2004-05
Shaw, Terrance	CB	Stephen F. Austin	22	2000
Sheard, Jabaal	DE	Pittsburgh	97	2021
Sheets, Kory	RB	Purdue	22	2009-10
Shelby, Derrick	DE	Utah	79	2012-15
Sheldon, Mike	T	Grand Valley State	68	1997-99
Shell, Brandon	OL	South Carolina	71	2022
Shelton, L.J.	G/T	Eastern Michigan	70	2006-07
Shepherd, Leslie	WR	Temple	84	2000
Sheppard, Kelvin	LB	Louisiana State	97, 52	2014-15
Sherels, Marcus	CB	Minnesota	48	2019
Sherfield, Trent	WR	Vanderbilt	14	2022
Shipp, Jackie	LB	Oklahoma	50	1984-88
Shiver, Sanders	LB	Carson-Newman	52, 96	1984-85
Shuler, Mickey	TE	Penn State	86	2010
Shull, Steve	LB	William & Mary	59, 52	1980-83
Sieler, Zach	DT	Ferris State	92	2019-22
Siler, Rich	TE	Texas A&M	87	1987
Simmons, Sam	WR	Northwestern	83	2003
Simpson, Antoine	DT	Houston	98	1999
Simpson, Bob	DE	Colorado	70	1978
Sims, Dion	TE	Michigan State	80	2013-16
Sims, Keith	G	Iowa State	69	1990-97
Singleton, Chris	LB	Arizona	55	1993-96
Sitton, Josh	G	Central Florida	71	2018
Slaton, Steve	RB	West Virginia	23	2011

## S

PLAYER	POS	SCHOOL	NUM	YEARS
Small, Gerald	CB	San Jose State	48	1978-83
Smiley, Justin	G	Alabama	65	2008-09
Smith, Brent	G/T	Mississippi State	74	1997-02
Smith, Clifton	RB/KR	Fresno State	22	2010
Smith, De'Veon	RB	Michigan	38	2017
Smith, Derek	LB	Arizona State	59	2008
Smith, Frankie	CB	Baylor	28, 29	1993-95
Smith, Kelvin	LB	Syracuse	58	2007
Smith, Lamar	RB	Houston	26	2000-01
Smith, Maurice	S	Georgia	27, 26	2017-18
Smith, Mike	CB	Texas-El Paso	25	1985-87
Smith, Sammie	RB	Florida State	33	1989-91
Smith, Sean	CB	Utah	24	2009-12
Smith, Shelley	G	Colorado State	66	2014
Smith, Tom	RB	Miami (Fla.)	29	1973
Smith, Wade	T	Memphis	74	2003-06
Smith, Willie	TE	Miami (Fla.)	84	1987
Smythe, Durham	TE	Notre Dame	81	2018-22
Sochia, Brian	DT	NW Oklahoma State	70	1986-91
Soliai, Paul	DT	Utah	96	2007-13
Solomon, Freddie	WR	Tampa	86	1975-77
Solomon, Jesse	LB	Florida State	58	1994
Sowell, Robert	CB	Howard	45, 42	1983-85, 1987
Spadola, Ryan	WR	Lehigh	87	2013
Spaight, Martrell	LB	Arkansas	53	2018
Spence, Akeem	DT	Illinois	93	2018
Sperry, Kory	TE	Colorado State	85	2009
Speyrer, Cotton	WR	Texas	82	1975
Spikes, Irving	RB	Northeast Louisiana	40, 35	1994-97
Splitter, Austin	LB	Ohio State	53, 45	2010-13
Spragan, Donnie	LB	Stanford	59	2005-07
Spriggs, Marcus	T	Houston	76	2001-02
Squirek, Jack	LB	Illinois	53	1986
Stanfill, Bill	DE	Georgia	84	1969-76
Stanford, R.J.	CB	Southern Utah	25, 41	2012-14
Stankavage, Scott	QB	North Carolina	14	1987
Stanley, Walter	WR	Mesa (Colo.)	88	1991
St. Clair, John	T	Virginia	70	2004
Starks, Randy	DE/DT	Maryland	94	2008-14
Steen, Anthony	C/G	Alabama	65	2016-17
Stephens, Linden	CB	Cincinnati	32	2019
Stephenson, Dwight	C	Alabama	57	1980-87
Sterup, Zach	T	Nebraska	71, 74	2017-18
Stewart, Michael	S	Fresno State	35	1994-96
Stewart, Rayna	S	Northern Arizona	21	1998
Stille, Ben	DL	Nebraska	90	2022
Stills, Kenny	WR	Oklahoma	10	2015-18
Stofa, John	QB	Buffalo	15, 5	1966-67, 1969-70
Stokes, Barry	T	Eastern Michigan	67	1998
Stoneburner, Jake	TE	Ohio State	86	2015
Storr, Greg	LB	Boston College	50	1987
Stoudt, Cliff	QB	Youngstown State	18	1989
Stowe, Otto	WR	Iowa State	82	1971-72
Stoyanovich, Pete	K	Indiana	10	1989-95
Stradford, Troy	RB	Boston College	23	1987-90
Strock, Don	QB	Virginia Tech	10	1974-87
Strother, Billy	LB	New Mexico	59	2004
Strowbridge, Jason	DE	North Carolina	58	2020
Stubbs, Daniel	DE	Miami (Fla.)	96	1996-98
Stuckey, Henry	CB	Missouri	48	1972-74
Sturgis, Caleb	K	Florida	9	2013-14
Suggs, Lee	RB	Virginia Tech	22	2006
Suh, Ndamukong	DT	Nebraska	93	2015-17
Surtain, Patrick	CB	Southern Mississippi	23	1998-04
Sutherland, Keaton	C/G	Texas A&M	74	2019
Swain, Freddie	WR	Florida	83	2022
Swain, John	CB	Miami (Fla.)	29, 40	1985, 1987
Swanson, Travis	C	Arkansas	66	2018
Swayne, Harry	T	Rutgers	70	2001
Swift, Doug	LB	Amherst	59	1970-75
Swoopes, Pat	DE	Mississippi State	67	1991

T				
PLAYER	POS	SCHOOL	NUM	YEARS
Tagliaferri, John	RB	Cornell	35	1987
Tagovailoa, Tua	QB	Alabama	1	2020-22
Tankersley, Cordrea	CB	Clemson	30, 23	2017-18
Tannehill, Ryan	QB	Texas A&M	17	2012-18
Tanner, Barron	DT	Oklahoma	72	1997-98
Tautolo, Terry	LB	UCLA	52	1983-84
Taylor, Ed	CB	Memphis State	45	1979-82
Taylor, Henry	DT	South Carolina	98	2001
Taylor, Jamar	CB	Boise State	22	2013-15
Taylor, Jason	DE/LB	Akron	99	1997-07, 2009, 2011
Taylor, Johnny	LB	Hawaii	54	1986
Taylor, Vincent	DT	Oklahoma State	96	2017-18
Teague, George	S	Alabama	23	1997
Testerman, Don	FB	Clemson	34	1980
Thayer, Tom	G/C	Notre Dame	57	1993
Thigpen, Marcus	RB/KR	Indiana	34	2012-13
Thigpen, Tyler	QB	Coastal Carolina	16	2009-10
Thomas, Dallas	G	Tennessee	70, 63	2013-16
Thomas, Daniel	RB	Kansas State	33, 30	2011-14
Thomas, Donald	G	Connecticut	66	2008-09
Thomas, Joey	CB	Montana State	41	2008
Thomas, Julius	TE	Portland State	89	2017
Thomas, Kiwaukeee	CB	Georgia Southern	20	2005
Thomas, Lamar	WR	Miami (Fla.)	85	1996-00
Thomas, Michael	S	Stanford	31	2013-17
Thomas, Norris	CB	Southern Mississippi	41	1977-79
Thomas II, Robert	DT	Arkansas	96	2015
Thomas, Rodell	LB	Alabama State	53, 54	1981, 1983-84
Thomas, Rodney	CB	Brigham Young	45, 24	1988-90
Thomas, Thurman	RB	Oklahoma State	34	2000
Thomas, Zach	LB	Texas Tech	54	1996-07
Thompson, Derrius	WR	Baylor	88	2003-04
Thompson, Lamont	S	Washington State	27	2007
Thompson, Reyna	CB	Baylor	19, 24	1986-88
Thompson, Skylar	QB	Kansas State	19	2022
Thornton, Jack	LB	Auburn	59	1966
Tiffin, Van	K	Alabama	3	1987
Tilley, Emmett	LB	Duke	52	1983
Tillman, Andre	TE	Texas Tech	87	1974-78
Tillman, Travares	S	Georgia Tech	26	2005-07
Timmons, Lawrence	LB	Florida State	94	2017
Tindall, Channing	LB	Georgia	41	2022
Toews, Jeff	G	Washington	60	1979-85
Tom, Cameron	C	Southern Mississippi	64	2021
Torbor, Reggie	LB	Auburn	53	2008-09
Torczonek, LaVerne	DE	Nebraska	88	1966
Torrey, Bob	FB	Penn State	38	1979
Toth, Tom	G	Western Michigan	76	1986-89
Towle, Steve	LB	Kansas	56	1975-80
Towns, Lester	LB	Washington	57	2005
Traylor, Keith	DT	Central Oklahoma	94	2005-07
Tripp, Jordan	LB	Montana	57	2014
Trusnik, Jason	LB	Ohio-Northern	93	2011-14
Tucker, Gary	RB	Tennessee-Chattanooga	27	1968
Tunsil, Laremy	G/T	Mississippi	67, 78	2016-18
Turk, Matt	P	Wisconsin-Whitewater	1	2000-01, 2003-04
Turner, Billy	G/T	North Dakota State	77	2014-16
Turner, Patrick	WR	Southern California	84	2009
Turner, De'Lance	RB	Alcorn State	34	2019
Turner, T.J.	DE	Houston	95	1986-92
Twilley, Howard	WR	Tulsa	81	1966-76

U				
PLAYER	POS	SCHOOL	NUM	YEARS
Uhlenhake, Jeff	C	Ohio State	63	1989-93
Urbanek, Jim	DT	Mississippi	79	1968
Urbik, Kraig	C/G	Wisconsin	60	2016
Uwaezuoke, Iheanyi	WR	California	80	1998

## V

PLAYER	POS	SCHOOL	NUM	YEARS
Van Ginkel, Andrew	LB	Wisconsin	43	2019-22
Van Noy, Kyle	LB	Brigham Young	53	2020
Veasey, Craig	DT	Houston	94	1993-94
Verner, Alterraun	CB	UCLA	42	2017
Vernon, Olivier	DE	Miami (Fla.)	50	2012-15
Vick, Marcus	WR/QB	Virginia Tech	16	2006
Vigil, Zach	LB	Utah State	49	2015-16
Vigorito, Tom	RB/WR	Virginia	32	1981-85
Vincent, Troy	CB	Wisconsin	23	1992-95
Volk, Rick	S	Michigan	21	1977-78
von Schamann, Uwe	K	Oklahoma	5	1979-84

## W

PLAYER	POS	SCHOOL	NUM	YEARS
Wade, Charley	WR	Tennessee State	37	1973
Wade, Jonathan	CB	Tennessee	32	2011
Wade, Todd	T	Mississippi	71	2000-03
Waddle, Jaylen	WR	Alabama	17	2021-22
Wainright, Frank	TE	Northern Colorado	82	1995-98
Wake, Cameron	LB/DE	Penn State	91	2009-18
Walden, Erik	LB	Middle Tennessee State	50, 53	2008-10
Walford, Clive	TE	Miami (Fla.)	87	2019
Walker, Bracey	S	North Carolina	26	1997
Walker, Brian	S	Washington State	45	1997-98, 2000-01
Walker, Fulton	CB	West Virginia	41	1981-85
Wallace, Mike	WR	Mississippi	11	2013-14
Wallace, Roberto	WR	San Diego State	18	2010-11
Walters, Rod	G	Iowa	76	1980
Walton, Mark	RB	Miami (Fla.)	22	2019
Wantland, Hal	S	Tennessee	46	1966
Ward, Chris	T	Ohio State	67	1986
Ward, Detric	WR	Northern Iowa	87	2001-02
Ward, Ronnie	LB	Kansas	55	1997
Warfield, Paul	WR	Ohio State	42	1970-74
Warmsley, Julius	DE	Tulane	73	2016
Warren, Jimmy	CB	Illinois	49	1966-69
Washington, DeAndre	RB	Texas Tech	31	2020
Washington, Dick	CB	Bethune-Cookman	44	1968
Washington, Mark	LB	Texas State	51	2007
Watkins, Danny	G	Baylor	62	2013
Weaver, Jed	TE	Oregon	82	2000-02
Webb, J'Marcus	T	West Texas A&M	61	2019
Webb, Richmond	T	Texas A&M	78	1990-00
Webster, Ken	CB	Mississippi	31	2019
Webster, Larry	DT	Maryland	79	1992-94
Weidner, Bert	G/C	Kent State	60	1990-95
Weisacosky, Ed	LB	Miami (Fla.)	51	1968-70
Welker, Wes	WR	Texas Tech	83	2004-06
West, Willie	S	Oregon	22	1966-68
Westmoreland, Dick	CB	North Carolina A&T State	25	1966-69
Wheeler, Philip	LB	Georgia Tech	52	2013-14
White, Jeris	CB	Hawaii	41	1974-76
White, Pat	QB	West Virginia	6	2009
Whitley, Taylor	G	Texas A&M	69	2003-04
Wickert, Tom	T	Washington State	60	1974
Wilford, Ernest	WR	Virginia Tech	18	2008
Wilkins, Christian	DT	Clemson	94	2019-22
Wilkinson, Dan	DT	Ohio State	95	2006
Williams, Brandon	TE	Oregon	88	2015
Williams, Connor	OL	Texas	58	2022
Williams, Damian	WR	Southern California	15	2014
Williams, Damien	RB	Oklahoma	34, 26	2014-17
Williams, Delvin	RB	Kansas	24	1978-80
Williams, Gene	G	Iowa State	61	1991-92
Williams, Jarvis	S	Florida	26	1988-93
Williams, Jay	DE	Wake Forest	91	2002-04
Williams, Joel	TE	Notre Dame	88	1987
Williams, Jordan	DE	Tennessee	69	2015

## W

PLAYER	POS	SCHOOL	NUM	YEARS
Williams, Kevin	S	Oklahoma State	38	2000
Williams, Mario	DE	North Carolina State	94	2016
Williams, Maxie	G/T	Southeastern Louisiana	78	1966-70
Williams, Mike	WR	Northeastern	87	1991-95
Williams, Nick	DE	Samford	75	2016
Williams, Quintin	S	Wake Forest	38	2004
Williams, Preston	WR	Colorado State	18	2019-21
Williams, Renauld	LB	Hofstra	53	2004
Williams, Ricky	RB	Texas	34	2002-03, 2005, 2007-10
Williams, Ronnie	TE	Oklahoma State	85	1993-95
Williams, Sylvester	DT	North Carolina	98	2018
Williams, Trill	CB	Syracuse	6	2021
Willis, Gerald	DT	Miami (Fla.)	53	2019
Wilmsmeyer, Klaus	P	Louisville	8	1998
Wilson, Albert	WR	Georgia State	15, 2	2018-19, 2021
Wilson Jr., Cedrick	WR	Boise State	11	2022
Wilson Jr., George	QB	Xavier	10	1966
Wilson, Gibril	S	Tennessee	28	2009
Wilson Jr., Jeff	RB	North Texas	23	2022
Wilson, Jerry	CB	Southern	24	1996-00
Wilson, Jimmy	CB/S	Montana	25, 27	2011-14
Wilson, Karl	DE	Louisiana State	77, 72	1990, 1993
Wilson, Robert	FB	Texas A&M	49	1994-96
Wimberly, Derek	DE	Purdue	78	1987
Windauer, Bill	DT	Iowa	70	1975
Winfrey, Stan	RB	Arkansas State	33	1975-77
Wiska, Jeff	G	Michigan State	74	1987
Wood, Dick	QB	Auburn	18	1966
Woodard, Jonathan	DE	Central Arkansas	76	2018
Wooden, Shawn	S	Notre Dame	22, 35	1996-99, 2001-04
Woodley, David	QB	Louisiana State	16	1980-83
Woods, Larry	DT	Tennessee State	70	1973
Woodson, Fred	G	Florida A&M	61	1967-69
Worrell, Cameron	S	Fresno State	44	2007
Wright, Gabe	DT	Auburn	98	2017
Wright, Manuel	DT	Southern California	75	2005
Wright, Rodrigue	DT	Texas	90	2006-08
Wyrick, Jimmy	CB	Minnesota	25, 35	2003-04

## Y

PLAYER	POS	SCHOOL	NUM	YEARS
Yates, Billy	G	Texas A&M	73	2003
Yates, T.J.	QB	North Carolina	16	2016
Yeatman, Will	TE/T	Maryland	89, 72	2011-13
Yepremian, Garo	K	None	1	1970-78
Young, Sam	T	Notre Dame	79	2016-18
Young, Steve	T	Colorado	74	1977
Young, Willie	T	Alcorn State	76	1973

## Z

PLAYER	POS	SCHOOL	NUM	YEARS
Zawatson, Dave	T	California	75	1991
Zecher, Rich	DT	Utah State	77	1966-67
Zenner, Zach	RB	South Dakota State	22	2019
Zgonina, Jeff	DT	Purdue	92, 90	2003-06
Zimmer, Justin	DT	Ferris State	96	2022
Zolak, Scott	QB	Maryland	14	1999

## LENGTH OF SERVICE

TOTAL YEARS	NAME AND YEARS PLAYED
17	Dan Marino 83-99
15	Bob Kuechenberg 70-84
14	Bob Griese 67-80; John Denney 05-18; Don Strock 74-87
13	Nat Moore 74-86; Jason Taylor 97-07, 2009, 2011
12	Vern Den Herder 71-82; Bruce Hardy 78-89; Jim Jensen 81-92; Larry Little 69-80; Ed Newman 73-84; Zach Thomas 96-07
11	Tim Bowns 94-04; Mark Duper 82-92; Tim Foley 70-80; Larry Seiple 67-77; Howard Twilley 66-76; Richmond Webb 90-00
10	Dick Anderson 68-77; Bob Baumhower 77-86; Doug Betters 78-87; Mark Clayton 83-92; Jeff Dellenbach 85-94; Norm Evans 66-75; Jon Giesler 79-88; Reshad Jones 10-19; Jim Langer 70-79; Paul Lankford 82-91; Ronnie Lee 79-82, 84-89; Olindo Mare 97-06; Don McNeal 80-89; Earnie Rhone 75-84; Reggie Roby 83-92; Tim Ruddy 94-03; Cameron Wake 09-18

## WHERE THEY'VE COME FROM

SCHOOL	NO.	PLAYERS (YEARS WITH DOLPHINS)
Abilene-Christian	2	Steve Jacobson (1987); Clyde Gates (2011)
Akron	4	Jason Taylor (1997-07, 2009, 2011); Andy Alleman (2008); Justin March-Lillard (2017); Jamal Davis II (2019)
Alabama	25	Billy Neighbors (1966-69); Bob Baumhower (1977-86); Tony Nathan (1979-87); Don McNeal (1980-89); Dwight Stephenson (1980-87); Joe Carter (1984-86); Jackie Cline (1987-89); Van Tiffin (1987); Kerry Goode (1989); E.J. Junior (1989-91); Barry Krauss (1989); Bobby Humphrey (1992); George Teague (1997); Derrick Pope (2004-07); Alonzo Ephraim (2005); Anthony Bryant (2007); Evan Mathis (2008); Justin Smiley (2008-09); Kenyan Drake (2016-19); Anthony Steen (2016-17); Minkah Fitzpatrick (2018-19); Raekwon Davis (2020-22); Tua Tagovailoa (2020-22); Jaylen Waddle (2021-22); Lester Cotton (2022)
Alabama State	2	Rodell Thomas (1981, 1983-84); Michael Coe (2012)
Albany State (Ga.)	1	Jeff Hunter (1992-93)
Alcorn State (formerly Alcorn A&M)	2	Willie Young (1973); De'Lance Turner (2019)
Alma	1	Mark Konecny (1987)
Amherst	2	Doug Swift (1970-75); Sean Clancy (1978)
Appalachian State	6	Mark Royals (2002-03); De'Andre Presley (2012); Daniel Kilgore (2018-19); Tae Hayes (2019-20); Doug Middleton (2019); Kendall Lamm (2022)
Arizona	6	Chris Singleton (1993-96); Brant Boyer (1994); Lionel Dotson (2008-10); Nate Ness (2010); Earl Mitchell (2014-16); Will Parks (2021)
Arizona State	14	Benny Malone (1974-78); Morris Owens (1975-76); Larry Gordon (1976-82); Bruce Hardy (1978-89); Greg Clark (1989); Derrick Rodgers (1997-02); Derek Hagan (2006-08); Derek Smith (2008); Troy Nolan (2012); Gerell Robinson (2014); Jamil Douglas (2015-16); Matt Haack (2017-20); Brock Osweiler (2018); Kalen Ballage (2018-19)
Arkansas	10	Preston Carpenter (1966); Greg Koch (1986-87); Tony Bua (2004); Eddie Jackson (2005-06); Nate Garner (2009-14); Robert Thomas II (2015); A.J. Derby (2017-18); Martrell Spaight (2018); Travis Swanson (2018); Trey Flowers (2022)
Arkansas-Pine Bluff	3	Ray Nealy (1997); Ernest Grant (2000-01); Terron Armstead (2022)
Arkansas State	9	Stan Winfrey (1975-77); Leroy Harris (1977-78); Stacy Gore (1987); Fred Barnett (1996-97); Kyle Richardson (1997); Cleo Lemon (2005-07); Don Jones (2013-14); Kelcie McCray (2013); Kirk Merritt (2021-21)
Ashland	1	Adam Shaheen (2020-21)
Auburn	22	John McGeever (1966); Ken Rice (1966-67); Jack Thornton (1966); Dick Wood (1966); Mike Kolen (1970-77); Joe Cribbs (1988); Nate Hill (1988); Chris Gray (1993-96); Calvin Jackson (1994-99); Anthony Harris (1996-99); Robert Baker (1999, 2002); Jeno James (2004-06); Lorenzo Diamond (2005); Ronnie Brown (2005-10); Heath Evans (2005); Reggie Torbor (2008-09); Karlos Dansby (2010-12); Cody Parkey (2017); Gabe Wright (2017); Chandler Cox (2019-20); Noah Igbinoghene (2020-22); Javaris Davis (2021)
Ball State	1	Bernie Parmalee (1992-98)
Baylor	12	Steve Howell (1979-81); Ronnie Lee (1979-82, 1984-89); Charles Benson (1983-84); Reyna Thompson (1986-88); Leland Douglas (1987); Frankie Smith (1993-95); Daryl Gardener (1996-01); Greg Jerman (2002-04); Derrius Thompson (2003-04); Matt Bryant (2004); Danny Watkins (2013); Xavien Howard (2016-22)



Benedict College	1	Claude Brownlee (1967)
Bethune-Cookman	7	Rudy Barber (1968); Dick Washington (1968); Larry Little (1969-80); Maulty Moore (1972-74); Terry Anderson (1977-78); Charles Cornelius (1977-78); Mark Irvin (1987)
Boise State	7	Brock Forsey (2004); Gerald Alexander (2011); Legedu Naaanee (2012); Jamar Taylor (2013-15); Daryn Colledge (2014); Jay Ajayi (2015-17); Cedrick Wilson Jr. (2022)
Boston College	8	Bill Cronin (1966); John Bosa (1987-89); Steve Lubischer (1987); Greg Storr (1987); Troy Stradford (1987-90); Sean Ryan (2008); Marc Colombo (2011); Hunter Long (2021-22)
Boston University	2	Barry Pryor (1969-70); Jim Jensen (1981-92)
Bowling Green	2	Jeff Groth (1979); Chris Jones (2016)
Brigham Young	5	Rodney Thomas (1988-90); John Denney (2005-18); John Beck (2007-08); Ray Feinga (2010-11); Kyle Van Noy (2020)
Bucknell	1	Julién Davenport (2019-20)
Buffalo	1	John Stofa (1966-67, 1969-70)
Butte College	1	Jermaine Haley (2000-02)
Cal Poly-Pomona	1	Joe Prokop (1992)
Cal Poly-San Luis Obispo	1	Gary Davis (1976-79)
Cal State-Fullerton	1	James Pruitt (1986-88, 1990-91)
Cal State-Los Angeles	1	Howard Kindig (1972-73)
California	10	Joe Rose (1980-85); David Lewis (1987); Dave Zawaton (1991); Iheanyi Uwaezuoke (1998); Chidi Ahanotu (2004); D.J. Campbell (2013); Deandre Coleman (2014-15); Chris McCain (2014-15); Trevor Davis (2019); Patrick Laird (2019-21)
California (Davis)	2	Jeff Allen (1980); Cory Lekkerkerker (2007)
Carson-Newman	2	Sanders Shiver (1984-85); David Pool (1994)
Catawba	1	Ike Hill (1976)
Central Arkansas	1	Jonathan Woodard (2018)
Central College (Iowa)	1	Vern Den Herder (1971-82)
Central Florida	4	Daunte Culpepper (2006); Brandon Marshall (2010-11); Jamiyus Pittman (2018); Josh Sitton (2018)
Central Michigan	3	Andrew Hartline (2009); Xavier Crawford (2019); Kavon Frazier (2020)
Central State (Ohio)	1	Vince Heflin (1982-85)
Central Oklahoma (formerly Central State)	1	Keith Traylor (2005-07)
Chadron State	1	Joe Planansky (1995)
Cincinnati	5	Mario Monds (2004); Armon Binns (2012-13); Jeff Linkenbach (2015); Isaiah Pead (2016); Linden Stephens (2019)
Clemson	14	Wayne Mass (1971); Don Testerman (1980); Dale Hatcher (1993); Lorenzo Bromell (1998-01); Antuan Edwards (2004); Keith Adams (2006); Phillip Merling (2008-11); Chris Clemons (2009-13); Byron Maxwell (2016-17); Andre Branch (2016-18); Stephone Anthony (2017-18); Cordrea Tankersley (2017-18); Christian Wilkins (2019-22); Shaq Lawson (2020)
Coastal Carolina	2	Tyler Thigpen (2009-10); Matt Hazel (2015)
Colorado	11	Dick Anderson (1968-77); Steve Young (1977); Bob Simpson (1978); Mike Kozlowski (1979-86); Bo Matthews (1981); Brody Heffner-Liddiard (2000); Heath Irwin (2000-01); Ben Kelly (2000-01); Matt McChesney (2008); Ken Crawley (2019); Phillip Lindsay (2021)
Colorado State	5	Guy Goar (1987); Joey Porter (2007-09); Kory Sperry (2009); Shelley Smith (2014); Preston Williams (2019-21)
Columbia	1	Archie Roberts (1967)
Connecticut	4	Booth Lusteg (1967); Nick Giaquinto (1980-81); Donald Thomas (2008-09); Byron Jones (2020-21)
Cornell	3	Bo Roberson (1966); John Tagliaferri (1987); Tom McHale (1995)
Dartmouth	2	Jay Fiedler (2000-04); Casey Cramer (2008)
Dayton	1	Bob DeMarco (1970-71)
Delaware	1	Tim Jacobs (1996-97)
Delta State	1	Geoge Chesser (1966-67)
Duke	5	Bob Matheson (1971-79); Ed Newman (1973-84); Charles Bowser (1982-85); Emmett Tilley (1983); Troy Andrew (2001-02)
East Carolina	6	Stefon Adams (1990); Tony Collins (1990); Jerris McPhail (1996-97); Robert Jones (1998-00); Larry Shannon (1998-99); Leonard Henry (2002-04)
East Stroudsburg	1	Mike Reichenbach (1990-91)
East Texas State	1	Kyle Mackey (1987)
Eastern Illinois	1	Kamu Grugier-Hill (2020)
Eastern Kentucky	2	Aaron Jones (1996); Yereemiah Bell (2004-11)
Eastern Michigan	6	Garry Grady (1969); David Marshall (1987); Barry Stokes (1998); L.J. Shelton (2006-07); Jereme Perry (2007); Jason Jones (2016)
Eastern New Mexico	1	Pete Jaquess (1966-67)
Eastern Washington	4	Jeff Ogden (2000-01); Dario Romero (2002-04); Lamont Brightful (2004); Jesse Chatman (2005, 2007)
Elizabeth City College	1	Everett McIver (1996-97)
Fairmont State	1	Jim Mertens (1969)
Fayetteville State	1	Richard Medlin (2011)
Ferris State	2	Zach Sieler (2019-22); Justin Zimmer (2022)

Ferrum College	1	Jim Kitts (1997-98)
Florida	23	Rick Casares (1966); Jack Harper (1967-68); Nat Moore (1974-86); Ralph Ortega (1979-80); Burton Lawless (1981); Lorenzo Hampton (1985-89); Greg Cleveland (1987); Jarvis Williams (1988-93); Louis Oliver (1989-93, 1995-96); William Gaines (1994); Trace Armstrong (1995-00); Cal Dixon (1996); Kevin Carter (2005-06); Channing Crowder (2005-10); Mike Pouncey (2011-17); Jabar Gaffney (2012); Mike Gillislee (2013-14); Jelani Jenkins (2013-16); Caleb Sturgis (2013-14); Leon Orr (2016); Antonio Callaway (2020); Jordan Scarlett (2021); Freddie Swain (2022)
Florida A&M	6	John Holmes (1966); Fred Woodson (1967-69); Gene Milton (1968-69); Hubert Ginn (1970-75); Gene Atkins (1994-96); Jamie Nails (2002-03)
Florida State	15	Kim Hammond (1968); Dale McCullers (1969); Ron Sellers (1973); Ron Hester (1982-84); Stanley Scott (1987); Sammie Smith (1989-91); Dennis McKinnon (1990); Jesse Solomon (1994); Terrell Buckley (1995-99, 2003); Travis Minor (2001-06); Lorenzo Booker (2007); Andre Fluellen (2012); Lawrence Timmons (2017); Nick O'Leary (2018-19); Tank Carradine (2019)
Fordham	2	Isa Abdul-Quddus (2016); Chase Edmonds (2022)
Fort Valley State	1	Dean Brown (1970)
Franklin & Marshall	1	Mike Caterbone (1987)
Fresno State	9	Aaron Craver (1991-94); Michael Stewart (1994-96); Bryan Robinson (2004); Cameron Worrell (2007); Tyrone Culver (2008-12); Marlon Moore (2010-13); Clifton Smith (2010); Richard Marshall (2012); Tyler Clutts (2013)
Furman	1	Ernest Gibson (1989)
Gardner-Webb	1	Jim Maxwell (2006)
Georgia	15	Bill Stanfill (1969-76); Jake Scott (1970-75); Robert Edwards (2002); Randy McMichael (2002-06); Quentin Moses (2007-10); Jason Ferguson (2008-09); Reshad Jones (2010-19); Dannel Ellerbe (2013-14); Knowshon Moreno (2014); Bacarri Rambo (2016); Maurice Smith (2017-18); John Jenkins (2019, 2021-22); Jonathan Ledbetter (2019); Solomon Kindley (2020-21); Channing Tindall (2022)
Georgia Southern	2	Kiwaukee Thomas (2005); Matt Breida (2020)
Georgia State	2	Ulrick John (2015); Albert Wilson (2018-19, 2021)
Georgia Tech	14	Joe Auer (1966-67); Jack Rudolph (1966); Randall Edmunds (1968-69); Ted Davis (1970); Billy Lothridge (1972); Don Bessilleu (1979-81); Marco Coleman (1992-95); Charlie Rogers (2003); Will Heller (2005); Nick Rogers (2005); Travares Tillman (2005-07); Andrew Gardner (2009); Philip Wheeler (2013-14); Chris Milton (2021)
Grambling State	4	Al Dotson (1966); Frank Cornish (1970-71); Mike Howell (1972); Vern Roberson (1977)
Grand Valley State	1	Mike Sheldon (1997-99)
Hampton	6	Donovan Rose (1986-87); Clarence Bailey (1987); Ike Readon (1987); Darian Barnes (2005-06); Kendall Langford (2008-11); Chris Baker (2010)
Harvard	1	Ryan Fitzpatrick (2019-20)
Hawaii	7	Jeris White (1974-76); Johnny Taylor (1986); Nu'u Faola (1989); Reagan Mauia (2007); Samson Satele (2007-08, 2014); Davone Bess (2008-12); Ikaika Alama-Francis (2010-11);
Henderson State	2	Earnie Rhone (1975-84); Marvell Burgess (1987)
Hofstra	2	Renauld Williams (2004); Lance Schulters (2005, 2007)
Holy Cross	1	Ed Jenkins (1972)
Houston	11	Charlie Fowler (1967-68); T.J. Turner (1986-92); Alfred Oglesby (1990-92); Craig Veasey (1993-94); Billy Milner (1995-96); Antoine Simpson (1999); Lamar Smith (2000-01); Marcus Spriggs (2001-02); Rex Hadnot (2004-07); Cameron Malveaux (2017-18); Elandon Roberts (2020-22)
Howard	1	Robert Sowell (1983-85, 1987)
Howard Payne	1	Ray Jacobs (1967-68)
Idaho	2	Spencer Folau (2001); Jesse Davis (2017-21)
Idaho State	1	Tanner Conner (2022)
Illinois	12	Sam Price (1966-68); Jimmy Warren (1966-69); Jack Squirek (1986); Mark Dennis (1987-93); Scott Kehoe (1987); African Grant (1990); Chris Green (1991-94); Vontae Davis (2009-11); Akeem Spence (2018); James Crawford (2019); Clayton Fejedelem (2020-22); Ted Karras (2020)
Illinois State	2	Damian Gregory (2000-01); Boomer Grigsby (2008)
Indiana	12	Earl Faison (1966); Doug Crusan (1968-74); Terry Cole (1971); Pete Stoyanovich (1989-95); Andrew Greene (1995); Eric Moore (1995); Adewale Ogunleye (2000-03); Trent Green (2007); Aaron Halterman (2007); Chris Liwienski (2007); Marcus Thiipen (2012-13); Jordan Howard (2020)
Indiana State	1	John Bock (1996-00)
Iona	1	Laz Chavez (1987)
Iowa	10	Karl Noonan (1966-71); Bill Windauer (1975); Rod Walters (1980); Reggie Roby (1983-92); George Little (1985-87); Matt Roth (2005-09); Edmond Miles (2007); Derreck Robinson (2007); Nate Kaeding (2012); Andrew Donnal (2019)
Iowa State	10	Otto Stowe (1971-72); Barry Hill (1975-76); Dan Johnson (1983-87); Keith Sims (1990-97); Gene Williams (1991-92); Todd Doxzon (1998); Sage Rosenfels (2002-05, 2011); Tim Dobbins (2010); Jake Knott (2014); Jamal Perry (2019-21)
Jackson State	5	Willie Richardson (1970); Tom Funchess (1974); Don Reese (1974-76); Larry Cowan (1982); Houston Hoover (1994)
Jacksonville State	2	Darrell Malone (1992-94); T.J. Heath (2014)
James Madison	3	Dion Foxx (1994-95); Gary Clark (1995); Ed Perry (1997-04)
Kansas	5	Steve Towle (1975-80); Delvin Williams (1978-80); Ronnie Ward (1997); Sean McDermott (2003); Mike Rivera (2012)

Kansas State	5	Damion McIntosh (2004-06); Kendyl Jacox (2006); Jeron Mastrud (2010-12); Daniel Thomas (2011-14); Skylar Thompson (2022)
Kent State	5	Don Nottingham (1973-77); Todd Feldman (1987); Michael McGruder (1990-91); Bert Weidner (1990-95); Nate Holley (2020)
Kentucky	13	Ric Norton (1966-69); Larry Seiple (1967-77); Dick Palmer (1970); Irv Goode (1973-74); Wally Pesuit (1977-78); Thom Dornbrook (1980); Marc Logan (1989-91); Mark Higgs (1990-94); Donnie Gardner (1991); John Grimsley (1991-93); Todd Perry (2001-03); Micah Johnson (2010); Lynn Bowden Jr. (2020)
Lamar	1	Wayne Moore (1970-78)
Lehigh	2	Rich Owens (1999-00); Ryan Spadola (2013)
Liberty	5	Fred Banks (1987-93); Eric Green (1995); James McKnight (2001-03); Samkon Gado (2007); Walt Aikens (2014-19)
Long Beach City College	1	Charles Jordan (1996-98)
Louisiana-Lafayette	1	Robert Hunt (2020-22)
Louisiana-Monroe	1	Marty Booker (2004-07)
Louisiana State	19	Mel Branch (1966-68); Doug Moreau (1966-69); A.J. Duhe (1977-84); Terry Robiskie (1980-81); David Woodley (1980-83); Liffort Hobley (1987-93); Brian Kinchen (1988-90); Karl Wilson (1990, 1993); Kenny Mixon (1998-01); Travis Daniels (2005-07); Donnie Jones (2005-06); Norman LeJeune (2005-06); Jack Hunt (2006); Anthony Johnson (2014); Jarvis Landry (2014-17); Kelvin Sheppard (2014-15); Davon Godchaux (2017-20); Blake Ferguson (2020-22); Duke Riley (2021-22)
Louisville	10	Larry Ball (1972-74, 1977-78); Richard Bishop (1982); Mark Clayton (1983-92); Ron Davenport (1985-89); Mark Sander (1992); Sam Madison (1997-05); Klaus Wilmsmeyer (1998); DeVante Parker (2015-21); Senorise Perry (2017-18); Teddy Bridgewater (2022)
Marist	1	Terrence Fede (2014-17)
Marshall	5	Jason Rader (2006); Chris Crocker (2008); Chad Pennington (2008-10); Gator Hoskins (2014); Neville Hewitt (2015-17)
Maryland	14	Ed Cooke (1966-67); Guy Roberts (1977); Donald Brown (1986); Ferrell Edmunds (1988-92); J.B. Brown (1989-96); Larry Webster (1992-94); Scott Zolak (1999); Joey Haynos (2008-09); William Kershaw (2008-09); Randy Starks (2008-14); Nolan Carroll (2010-13); Will Yeatman (2011-13); A.J. Francis (2015); A.J. Hendy (2016)
Massachusetts	3	Brandon London (2008); Josh Samuda (2012); Larnel Coleman (2022)
McMurray	1	Ernie Park (1966)
McNeese State	2	Cecil Collins (1999); Vick King (2004)
Memphis (formerly Memphis State)	8	John Bramlett (1967-68); Charlie Babb (1972-79); Ed Taylor (1979-82); Eddie Hill (1981-84); Trel Hooper (1987); Wade Smith (2003-06); Reggie Howard (2004-05); Bobby McCain (2015-20)
Mesa (Colo.)	2	Tony Martin (1990-93, 1999-00); Walter Stanley (1991)
Miami (Fla.)	48	Mike Hudock (1966); Ed Weisacosky (1968-70); Tom Beier (1967-69); Jim Cox (1968); George Mira (1971); Tom Smith (1973); Woody Bennett (1980-88); Billy Cesare (1980); Jay Brophy (1984-86); John Swain (1985, 1987); Fred Robinson (1986); Victor Morris (1987); Scott Nicolas (1987); Willie Smith (1987); Andre Brown (1989-90); Bobby Harden (1990-93); Greg Mark (1990); Charles Henry (1991); Randal Hill (1991, 1995-96); Cleveland Gary (1994); Bernie Kosar (1994-96); Robert Bailey (1996); Craig Erickson (1996-98); Daniel Stubbs (1996-98); Lamar Thomas (1996-00); Yatil Green (1997-99); Brett Perriman (1997); Horace Copeland (1998); Twan Russell (2000-02); Vernon Carey (2004-11); Dedrick Epps (2010); Lamar Miller (2012-15); Olivier Veron (2012-15); Bryant McKinnie (2013); Jason Fox (2014-15); Rashawn Scott (2016-17); Frank Gore (2018); Adrian Colbert (2019); Trent Harris (2019); Allen Hurns (2019); Danny Isidora (2019); Clive Walford (2019); Mark Walton (2019); Gerald Willis (2019); Ereck Flowers (2020); Duke Johnson (2021); Jaelan Phillips (2021-22); Sheldrick Redwine (2021)
Miami (Ohio)	1	Tom Nomina (1966-68)
Michigan	16	Jack Clancy (1967-69); Bill Keating (1967); Jim Mandich (1970-77); Bo Rather (1973-78); Rick Volk (1977-78); Jon Giesler (1979-88); Tommy Hendricks (2000-03); Brian Griese (2003); Ronald Bellamy (2004); Tim Massaquoi (2006); Jay Feely (2007); Chad Henne (2008-11); Jake Long (2008-12); Jordan Kovacs (2013-15); De'Veon Smith (2017); Taco Charlton (2019)
Michigan State	15	Jeff Richardson (1969); Earl Morrall (1972-76); Mel Land (1979); Jeff Wiska (1987); Mike Iaquaniello (1991); Chuck Bullough (1993-94); Mark Ingram (1993-94); Ray Hill (1998-00); Josh Shaw (2004-05); Renaldo Hill (2006-08); Brandon Fields (2007-14); Kerry Reed (2007); Dion Sims (2013-16); Tony Lippett (2015-17); Taybor Pepper (2019)
Michigan Tech	1	Joe Berger (2005-06, 2010)
Middle Tennessee State	5	Kendall Newson (2003-05); Erik Walden (2008-10); Sammy Seamster (2014); Tyshun Render (2020); Robert Jones (2021-22)
Midwestern State	1	Bryan Gilmore (2004-05)
Minnesota	9	Bob Bruggers (1966-68); Elmer Bailey (1980-81); Doug Beaudoin (1980); Kerry Glenn (1990-92); Ed Hawthorne (1995); Jimmy Vyrick (2003-04); Michael Lehan (2006-08); MarQueis Gray (2016-17); Marcus Sherels (2019)
Minnesota State	1	Chris Reed (2019)
Mississippi	19	Jimmy Keyes (1968-69); Jim Urbanek (1968); Jim Dunaway (1972); Stevon Moore (1990); Tim Bowers (1994-04); Dewayne Dotson (1994-95, 1997); Norman Hand (1995-96); John Avery (1998-99); Roell Preston (1999); Todd Wade (2000-03); Charlie Anderson (2008-09); John Jerry (2010-13); Mike Wallace (2013-14); Laremy Tunisi (2016-18); Robert Nkemdiche (2019); Ken Webster (2019); Benito Jones (2020); Greg Little (2022); Braylon Sanders (2022)
Mississippi State	7	Tom Goode (1966-69); Bruce Plummer (1988); Pat Swoopes (1991); Brent Smith (1997-02); J.J. Johnson (1999-01); Donald Lee (2003-04); Shaq Calhoun (2019)

Missouri	9	Henry Stuckey (1972-84); Demetrious Johnson (1987); Jeff Cross (1988-95); Shirdonya Mitchell (2006); Michael Egnew (2012-13); C.J. Mosley (2015); Charles Harris (2017-19); Ziggy Hood (2018); Evan Boehm (2019)
Missouri State	1	David Arkin (2013)
Monmouth	1	John Nalbone (2010)
Montana	6	Tuff Harris (2007); Dan Carpenter (2008-12); Lex Hilliard (2009-11); Cory Procter (2010); Jimmy Wilson (2011-14); Jordan Tripp (2014)
Montana State	2	Sean Hill (1994-96); Joey Thomas (2008)
Montclair State	1	Eddie Chavis (1987)
Morgan State	1	John Andrews (1975-76)
Morris Brown	1	Fernanza Burgess (1984)
Muskingum	1	Greg Ours (1987)
Navy	1	Malcolm Perry (2020)
Nebraska	15	LaVerne Torczon (1966); Jim McFarland (1975); Bill Barnett (1980-85); Andra Franklin (1981-84); Mike Fultz (1981); Irving Fryar (1993-95); Lawrence Phillips (1997); Toniu Fonoti (2006); Lydon Murtha (2009-11); Richie Incognito (2010-13); Zack Bowman (2015); Ndamukong Suh (2015-17); Zach Sterup (2017-18); Cethan Carter (2021-22); Ben Stille (2022)
Nevada	5	Doug Betters (1978-87); Brock Marion (1998-03); Jonathon Amaya (2010, 2012); Rishard Matthews (2012-15); James-Michael Johnson (2015)
Nevada-Las Vegas	3	Mike Crawford (1997-98); Isaako Aaitui (2013); Torry McTyer (2017-18)
New Hampshire	1	Iliia Jarostchuk (1988)
New Mexico	4	Scott McGarrahan (2001-02); Billy Strother (2004); Ryan Cook (2011); Jason Sanders (2018-22)
New Mexico State	3	Ted Bachman (1976); Duriel Harris (1976-83, 1985); Courtney Bryan (2007-08)
None	4	Cookie Gilchrist (1966); Gene Mingo (1966-67); Garo Yepremian (1970-78); Charles Leigh (1971-74)
Norfolk State	1	Ricky Ray (1981-82)
North Alabama	2	Shawn Lee (1990-91); Evan Oglesby (2009-10)
North Carolina	18	Bill Darnall (1968-69); Jeff Hayes (1987); Scott Stankavage (1987); Dwight Hollier (1992-99); Ethan Albright (1995); Bracey Walker (1997); Kevin Donnalley (1998-00); Deon Dyer (2000-02); Vonnie Holliday (2005-08); Keith Newman (2006); Chase Page (2007); Marvin Austin (2013); Quinton Coples (2015); T.J. Yates (2016); Robert Quinn (2018); Sylvester Williams (2018); Mack Hollins (2019-21); Jason Strowbridge (2020)
North Carolina A&T State	3	Dick Westmoreland (1966-69); Willie Pearson (1969); Michael Hamilton (2000)
North Carolina Central	1	Robert Clark (1992)
North Carolina State	8	Andy Hendel (1986); Rickey Isom (1987); Dave Merritt (1993); Lloyd Harrison (2002); Mario Williams (2016); Ted Larsen (2017-18); Jacoby Brissett (2021); Bradley Chubb (2022)
North Dakota State	3	Tyrone Braxton (1994); Lamar Gordon (2004); Billy Turner (2014-16)
North Texas	4	Abner Hayes (1967); Patrick Cobbs (2006-10); Nate Brooks (2019); Jeff Wilson Jr. (2022)
Northeast Louisiana	4	Ken Poole (1981-82); Doug Pederson (1993); Irving Spikes (1994-97); Roosevelt Potts (1997)
Northeastern	1	Mike Williams (1991-95)
Northeastern State (Okla.)	1	Wes Matthews (1966)
Northern Arizona	3	Ed Judie (1984); Willard Reaves (1989); Rayna Stewart (1998)
Northern Colorado	1	Frank Wainright (1995-98)
Northern Illinois	2	Pete Roth (1987); Tommylee Lewis (2021)
Northern Iowa	4	Bill Bealles (1987); Dedric Ward (2001-02); Benny Sapp (2010-11); Elijah Campbell (2021-22)
Northern Michigan	1	Chuck Klingbeil (1991-95)
Northwestern	5	Alex Moyer (1985-86); John Kidd (1994-97); Sam Simmons (2003); Ikechuku Ndukwue (2008); Montre Hartage (2019)
Northwestern State	1	Mark Duper (1982-92)
Notre Dame	16	Nick Buoniconiti (1969-76); Shawn Wooden (1996-99, 2001-04); Bob Kuechenberg (1970-84); Joel Williams (1987); Tony Furjanic (1988); Ned Bolcar (1991-92); Mike Golic (1993); Tom Thayer (1993); Tim Ruddy (1994-03); Autry Denson (1999-00); Anthony Fasano (2008-12, 2017); Jonas Gray (2015); Sam Young (2016-18); Durham Smythe (2018-22); Liam Eichenberg (2021-22); William Fuller V (2021)
NW Oklahoma State	1	Brian Sochia (1986-91)
Ohio	1	Julian Posey (2012)
Ohio State	29	Mike Current (1967; 1977-79); Paul Warfield (1970-74); Bruce Elia (1975); Neal Colzie (1979); Bob Brudzinski (1981-89); Tom Orosz (1981-82); Pete Johnson (1984); Jerome Foster (1986); Larry Kolic (1986-88); Chris Ward (1986); Jim Gilmore (1987); Eric Kumerow (1988-90); Jeff Uhlenhake (1989-93); Keith Byars (1993-96); Brent Bartholomew (1999); Cris Carter (2002); David Boston (2004-05); Jamar Martin (2004); Dan Wilkinson (2006); Ted Ginn Jr. (2007-09); Brian Hartline (2009-14); Bobby Carpenter (2010); Austin Spitler (2010-13); Anderson Russell (2012); Jake Stoneburner (2015); Chimidi Chekwa (2016); Jerome Baker (2018-22); Raekwon McMillan (2018-19); Isaiah Prince (2019)
Ohio-Northern	1	Jason Trusnik (2011-14)
Oklahoma	16	Wahoo McDaniel (1966-68); Jim Riley (1967-72); Uwe von Schamann (1979-84); David Overstreet (1983); Jackie Shipp (1984-88); Louis Oubre (1987); Greg Johnson (1988); Keith Jackson (1992-94); Aubrey Beavers (1994-95); Barron Tanner (1997-98); Stockar McDougle (2005); Damien Williams (2014-17); Jordan Phillips (2015-18); Kenny Stills (2015-18); Steven Parker (2019); Samaje Perine (2019)

Oklahoma State	9	John Chesley (1984); Garrett Limbrick (1990); Ronnie Williams (1993-95); Thurman Thomas (2000); Kevin Williams (2000); Shamiel Gary (2015); Tyler Patmon (2015); Vincent Taylor (2017-18); Emmanuel Ogbah (2020-22)
Omaha	1	Marlin Briscoe (1972-74)
Oregon	17	Willie West (1966-68); Tom Drougas (1975-76); Muhammad Oliver (1994); Jed Weaver (2000-02); A.J. Feeley (2004-05); Joey Harrington (2006); Justin Peelle (2006-07); Igor Olshanski (2011); Dante Rosario (2011); Josh Kaddu (2012-13); Dion Jordan (2013-14); LaMichael James (2014-15); Brandon Williams (2015); Spencer Paysinger (2015-16); Kiko Alonso (2016-18); Jevon Holland (2021-22); Verone McKinley III (2022)
Oregon State	1	Matt Moore (2011-17)
Ouachita-Baptist	1	Julius Pruitt (2011)
Pacific	1	Bob Heinz (1969-77)
Penn State	17	Bruce Bannon (1973-74); Randy Crowder (1974-76); Jimmy Cefalo (1978-84); Bob Torrey (1979); Paul Lankford (1982-91); Chris Conlin (1987); O.J. McDuffie (1993-01); Ron Heller (1993-95); Tyoka Jackson (1994); Troy Drayton (1996-99); Cameron Wake (2009-18); Jared Odrick (2010-14); Mickey Shuler (2010); Larry Johnson (2011); Mike Hull (2015-18); Jordan Lucas (2016-17); Mike Gesicki (2018-22)
Pittsburg State (Kan.)	1	Ron Moore (1998)
Pittsburgh	10	Bryant Salter (1976); Dan Marino (1983-99); Hugh Green (1985-91); Tom Brown (1987-89); Bob Gruber (1987); Dave Moore (1992); Lousaka Polite (2008-10); Lafayette Pitts (2016); Ryan Lewis (2019); Jabaal Sheard (2021)
Portland State	1	Julius Thomas (2017)
Presbyterian	1	Justin Bethel (2022)
Princeton	1	Carl Barisich (1977-80)
Purdue	13	Bob Griese (1967-80); Tim Foley (1970-80); Mark Brown (1983-88); David Frye (1986-89); Derek Wimberly (1987); Pat Johnson (1995); Jeff Zgonina (2003-06); Gene Mruczkowski (2007); Rob Ninkovich (2007); Akin Ayodele (2008-09); Ryan Baker (2009-12); Kory Sheets (2009-10); Raheem Mostert (2015, 2022)
Rensselaer Polytechnic Institute	1	Andrew Franks (2015-16)
Rhode Island	2	Rick Moser (1980); Dameon Reilly (1987)
Rice	4	Rodrigo Barnes (1975); O.J. Brigance (1996-99); Larry Izzo (1996-00); Bert Emanuel (2000)
Rutgers	7	John Alexander (1977-78); Ray Lucas (2001-02); Harry Swayne (2001); Nate Jones (2008-09, 2011); Jonathan Freeny (2012-14); Leonte Carroo (2016-18); Jason McCourty (2021)
Samford	2	Cortland Finnegan (2014); Nick Williams (2016)
San Diego State	8	Craig Ellis (1986); Dan McGwire (1995); Nate Jaquet (1998-99); Obafemi Ayanbadejo (2003); Akbar Gbaja-Biamila (2007); Roberto Wallace (2010-11); Brice Butler (2018); Calvin Munson (2019-21)
San Jose State	7	Kim Bokamper (1977-85); Gerald Small (1978-83); James Saxon (1992-94); Steve DeBerg (1993); Joe Nedney (1996-97); Chris Owens (2013); David Fales (2017)
Shepherd	1	Dominique Jones (2016)
Shippensburg	1	Brent Grimes (2013-15)
South Carolina	11	Stanley Pritchett (1996-99); Arturo Freeman (2000-04); Terry Cousin (2001); Ray Green (2001-02); Henry Taylor (2001); Corey Jenkins (2003-04); André Goodman (2006-08); Clifton Geathers (2010); Chris Lammons (2019); Melvin Ingram (2022); Brandon Shell (2022)
South Carolina State	1	William Judson (1981-89)
South Dakota	1	Duke Schamel (1987)
South Dakota State	2	Jim Langer (1970-79); Zach Zenner (2019)
South Florida	3	Bill Gramatica (2004); Nate Allen (2017); Austin Reiter (2021)
Southeastern Louisiana	1	Maxie Williams (1966-70)
Southern	8	Ray Jones (1971); Ken Ellis (1976); Cleveland Green (1979-86); George Farmer (1987); Floyd Raglin (1987); Ronald Scott (1987); Jeff Faulkner (1990); Jerry Wilson (1996-00)
Southern California	14	Roy Foster (1982-90); Jeff Kopp (1995); Sammy Knight (2003-04); Junior Seau (2003-05); Will Poole (2004-05); Alex Holmes (2005); Manuel Wright (2005); Patrick Turner (2009); Reggie Bush (2011-12); Damian Williams (2014); Jordan Cameron (2015-16); Rey Mauluga (2017); T.J. McDonald (2017-18); Austin Jackson (2020-22)
Southern Illinois	2	Carl Mauck (1970); Chase Allen (2017-18)
Southern Methodist	6	Frank Jackson (1966-67); John Roderick (1966-67); Albert Johnson (2001-02); Bryan McCann (2012); Evan Brown (2019); Thomas Morstead (2022)
Southern Mississippi	7	Tom Boutwell (1969); Mike Denney (1976); Norris Thomas (1977-79); Bud Brown (1984-88); Patrick Surtain (1998-04); Cornell Armstrong (2018); Cameron Tom (2021)
Southern Utah	1	R.J. Stanford (2012-14)
Southwest Texas State	1	Jeff Novak (1994)
Southwestern Louisiana	1	Charles Bennett (1987)
St. Cloud State	1	Mike Lambrecht (1987-89)
Stanford	11	Mike Michel (1977); Guy Benjamin (1978-79); Greg Baty (1990-94); Jeff Buckley (1996-98); Brian Manning (1997); Donnie Spragan (2005-07); Greg Camarillo (2007-09); Jonathan Martin (2012-13); Michael Thomas (2013-17); Johnson Bademosi (2019); Brennan Scarlett (2021-22)
Stephen F. Austin	3	Bob Neff (1966-68); Bruce Alexander (1992-93); Terrance Shaw (2000)

Syracuse	17	Billy Hunter (1966); Larry Csonka (1968-74-1979); Mike Charles (1983-86); Doug Marrone (1987); Tim Pidgeon (1987); Scott Schwedes (1987-90); Kirby Dar Dar (1995-98); Qadry Ismail (1997); Olindo Mare (1997-06); Rob Konrad (1999-04); Morlon Greenwood (2001-04); Rob Burnett (2002-03); Tebucky Jones (2005); Will Allen (2006-11); Donovin Darius (2007); Kelvin Smith (2007); Trill Williams (2021)
Tampa	3	Jim Del Gaizo (1972, 1975); Darryl Carlton (1975-76); Freddie Solomon (1975-77)
Temple	3	Leslie Shepherd (2000); Larry Chester (2002-04); Chris Myarick (2020)
Tennessee	30	Whit Canale (1966); Frank Emanuel (1966-69); Stan Mitchell (1966-70); Bob Petrella (1966-71); Hal Wantland (1966); John Boynton (1969); Karl Kremser (1969-70); Fuad Reveiz (1985-88); Harry Galbreath (1988-92); Tim Irwin (1994); Shane Burton (1996-98); Tom Hutton (1999); Scott Galyon (2000-02); Eddie Moore (2003-05); Jason Allen (2006-10); David Martin (2007-08); Tony McDaniel (2009-12); Gibril Wilson (2009); Kevin Burnett (2011-12); Marvin Mitchell (2011); Jonathan Wade (2011); Dallas Thomas (2013-16); Ja'Wuan James (2014-18); Matt Darr (2015-16); Jacques McCleendon (2015); Jordan Williams (2015); Arian Foster (2016); Justin Hunter (2016); Justin Coleman (2021); Michael Palardy (2021)
Tennessee-Chattanooga	1	Gary Tucker (1968)
Tennessee State	6	Mack Lamb (1967-68); Charley Wade (1973); Larry Woods (1973); Loaird McCreary (1976-78); Melvin Mitchell (1976-78); Bennie Anderson (2006)
Texas	10	Cotton Speyrer (1975); Glenn Blackwood (1979-87); Robin Sendlein (1985); Lawrence Sampleton (1987); Stephen Braggs (1992-93); Ricky Williams (2002-03, 2005, 2007-10); Rodrigue Wright (2006-08); Kheeston Randall (2012); Brandon Jones (2020-22); Malcolm Brown (2021); Connor Williams (2022)
Texas A&M	20	Jerry Hopkins (1967-68); Jack Pyburn (1967-68); Mark Dennard (1978-83); Mack Moore (1985-86); Rich Siler (1987); Louis Cheek (1988-89); Tony Franklin (1988); Richmond Webb (1990-00); Robert Wilson (1994-96); Antonio Armstrong (1995); Hunter Goodwin (1999-01); Seth McKinney (2002-06); Taylor Whitley (2003-04); Billy Yates (2003); Ronald Flemons (2004); Jason Glenn (2005); Jorvorskie Lane (2012); Ryan Tannehill (2012-18); Damontre Moore (2015); Keaton Sutherland (2019)
Texas A&M-Commerce	1	Kader Kohou (2022)
Texas A&M-Kingsville	1	Al Harris (2010)
Texas Arlington	2	Tim McKyer (1990); Cliff Odom (1990-93)
Texas Christian	5	Norm Evans (1966-75); Norm Bulaich (1975-79); Lyle Blackwood (1981-86); Roosevelt Collins (1992); Anthony Alabi (2005-07)
Texas-El Paso	2	Mike Smith (1985-87); Nik Needham (2019-22)
Texas Southern	5	Jimmy Hines (1969); Lloyd Mumphord (1969-74); Mel Baker (1974); Mike Holmes (1976); Arthur Cox (1991)
Texas State	2	Frederick Evans (2006); Mark Washington (2007)
Texas Tech	11	Andre Tillman (1974-78); Tate Randle (1987); Zach Thomas (1996-07); Zebbie Lethridge (2001); Sammy Morris (2004-06); Wes Welker (2004-06); Jakeem Grant Sr. (2016-21); Danny Amendola (2018); Sam Eguavoen (2019-22); DeAndre Washington (2020); Erik Ezukanma (2022)
Toledo	2	Curtis Johnson (1970-78); Greg Mancz (2021)
Towson	1	Jermion Bushrod (2016-17)
Troy	1	Brannon Condren (2008)
Tulane	5	Rusty Chambers (1976-80); Eric Laakso (1978-84); JP Losman (2011); Orleans Darkwa (2014); Julius Warmley (2016)
Tulsa	8	Howard Twilley (1966-76); Bob Joswick (1968-69); Al Jenkins (1972); Wade Bosarge (1977); Dunstan Anderson (1997); Gus Frerotte (2005); Charles Clay (2011-14); Lowell Rose (2014)
Tuskegee	1	Dimitri Patterson (2012-13)
UCLA	12	John Richardson (1967-71); Terry Tautolo (1983-84); Larry Lee (1985-86); Scott Miller (1991-96); Karim Abdul-Jabbar (1996-99); Mike Chalenski (1997); Brendon Ayanbadejo (2003-04); Jeff Grau (2003); Jake Brendel (2016-18); Thomas Duarte (2016-17); Alterraun Verner (2017); Josh Rosen (2019)
Utah	17	Manny Fernandez (1968-75); Norm McBride (1969-70); Marv Fleming (1970-74); Steve Clark (1982-85); Scott Mitchell (1990-93); Hendrick Lusk (1998); Steve Fifita (2007); Koa Misi (2010-17); Cliff Russell (2005-06); Paul Soliai (2007-13); Sean Smith (2009-12); Derrick Shelby (2012-15); Sam Brenner (2013-15); Brice McCain (2015); Trevor Reilly (2016); Isaacs Asiatia (2017-18); Eric Rowe (2019-22)
Utah State	6	Rich Zecher (1966-67); Willie Beecher (1987); Kevin Curtis (2010); Will Davis (2013-15); Zach Vigil (2015-16); Jalen Davis (2018)
Vanderbilt	7	Chris Gaines (1988); Jim Arnold (1994); Corey Harris (1997); Jay Cutler (2017); Wesley Johnson (2018); Adam Butler (2021); Trent Sherfield (2022)
Villanova	1	Billy Joe (1966)
Virginia	11	Andy Selfridge (1976); Tom Vigorito (1981-85); Steve Potter (1981-82); Jim Huddleston (1987); David Griggs (1989-93); Scott Secules (1989-92); Terry Kirby (1993-95); Mark Dixon (1998-03); Greg Jeffries (1999-00); John St. Clair (2004); Branden Albert (2014-16)
Virginia State	1	James Brown (1996-99)
Virginia Tech	12	Don Strock (1974-87); George Roberts (1978-80); Tony Paige (1990-92); Corey Moore (2001); Doug Easlick (2004); Lee Suggs (2006); Marcus Vick (2006); Brandon Frye (2008); Ernest Wilford (2008); Jake Grove (2009); Shayne Graham (2011); Isaiah Ford (2018-21)
Wake Forest	5	Clayton Heath (1976); Desmond Clark (2002); Jay Williams (2002-04); Quintin Williams (2004); Tyson Clabo (2013)
Washington	11	Jeff Toews (1979-85); Vestee Jackson (1991-93); Steve Emtman (1995-96); Damon Huard (1997-00); Kevin Gogan (1999); Omare Lowe (2002); Lester Towns (2005); Donald Butler (2016); Myles Gaskin (2019-22); Salvon Ahmed (2020-22); Josiah Bronson (2022)

Washington State	8	Tom Erlandson (1966-67); Tom Wickert (1974); Brett Carolan (1966); Brian Walker (1997-98, 2000-01); Kevin McKenzie (1999); Lamont Thompson (2007); Brandon Gibson (2013-14); River Cracraft (2022)
Wayne State	1	Ron Berger (1973)
Weber State	2	J.D. Folsom (2009); Pat McQuistan (2010)
West Alabama	2	Deon Lacey (2019); Tyreek Hill (2022)
West Texas A&M (formerly West Texas State)	4	Mercury Morris (1969-75); Jesse Powell (1969-73); Anthony Armstrong (2012); J'Marcus Webb (2019)
West Virginia	10	Dale Farley (1971); Jim Braxton (1978); Fulton Walker (1981-85); Dennis Fowlkes (1987); Charlie Baumann (1991); Kantro Barber (1999); Pat White (2009); Steve Slaton (2011); Gary Jennings (2019); Adam Pankey (2019-21)
Western Carolina	2	Louis Cooper (1991); Keion Crossen (2022)
Western Illinois	2	Bryan Cox (1991-95); David Owens (2001-06)
Western Michigan	4	John Offerdahl (1986-93); Tom Toth (1986-89); Louis Delmas (2014-15); Greg Jennings (2015)
Western Ontario	1	Vaughn Martin (2013)
Wichita State	1	Rick Dvorak (1977)
William & Mary	1	Steve Shull (1980-83)
Winston-Salem State	3	Alvin Powell (1989); Oronde Gadsden (1998-03); William Hayes (2017-18)
Wisconsin	14	Dave Kocourek (1966); Jeff Dellenbach (1985-94); Rick Graf (1987-90); Dave Ahrens (1989); Troy Vincent (1992-95); Chris Chambers (2001-07); Jamar Feltcher (2001-03); Al Johnson (2008); Kraig Urbik (2016); Tanner McEvoy (2018); Vince Biegel (2019, 2021); Michael Deiter (2019-22); Andrew Van Ginkel (2019-22); Alec Ingold (2022)
Wisconsin-Whitewater	1	Matt Turk (2000-01, 2003-04)
Wyoming	2	Jim Kiick (1968-74); Trent Gamble (2000-03)
Xavier	2	Jim Higgins (1966); George Wilson, Jr. (1966)
Yale	1	Rich Diana (1982)
Youngstown State	4	Ron Jaworski (1987-88); Cliff Stoudt (1989); Brandian Ross (2014); Avery Moss (2019)

\* replacement player

## DOLPHINS BY THE NUMBERS

- 1 – Garo Yepremian (1970-78); Tony Franklin (1988); Matt Turk (2000-01, 2003-04); Cody Parkey (2017); Tua Tagovailoa (2020-22)
- 2 – Cookie Gilchrist (1966); \*Willie Beecher (1987); Brandon Fields (2008-14); Matt Haack (2018-20); Albert Wilson (2021); Chase Edmonds (2022); Bradley Chubb (2022)
- 3 – Tom Orosz (1981-82); \*Stacy Gore (1987); Van Tiffin (1987); Mark Royals (2002-03); Joey Harrington (2006); Jay Feely (2007); Andrew Franks (2015-16); Josh Rosen (2019); William Fuller V (2021); Myles Gaskin (2022)
- 4 – George Roberts (1978-80); Reggie Roby (1983-92); Tom Hutton (1999); Brandon Fields (2007); Matt Darr (2015-16); Thomas Morstead (2022)
- 5 – Booth Lusteg (1967); John Stofa (1969-70); Uwe von Schamann (1979-84); Jeff Hayes (1987); Kyle Richardson (1997); Matt Bryant (2004); Donnie Jones (2005-06); Dan Carpenter (2008-12); Michael Palardy (2021); Teddy Bridgewater (2022)
- 6 – Jim Arnold (1994); Joe Nedney (1996-97); Brent Bartholomew (1999); Ray Lucas (2001-02); Pat White (2009); JP Losman (2011); Jay Cutler (2017); Trill Williams (2021); Melvin Ingram (2022)
- 7 – Billy Lothridge (1972); Guy Benjamin (1978-79); Fuad Reveiz (1985-88); Charlie Baumann (1991); Joe Prokop (1992); Dale Hatcher (1993); Craig Erickson (1996-98); A.J. Feeley (2004-05); Chad Henne (2008-11); Jason Sanders (2018-22)
- 8 – Klaus Wilmsmeyer (1998); Daunte Culpepper (2006); Matt Moore (2011-17); Brock Osweiler (2018); Jevon Holland (2021-22)
- 9 – Scott Secules (1989-92); Jay Fiedler (2000-04); John Beck (2007-08); Nate Kaeding (2012); Caleb Sturgis (2013-14); David Fales (2017); Noah Igbinoghene (2021-22)
- 10 – George Wilson, Jr. (1966); George Mira (1971); Don Strock (1974-87); Pete Stoyanovich (1989-95); Olindo Mare (1997-06); Trent Green (2007); Chad Pennington (2008-10); Clyde Gates (2011); Jabar Gaffney (2012); Brandon Gibson (2013-14); Kenny Stills (2015-18); Malcolm Perry (2020); Tyreek Hill (2022)
- 11 – Rick Norton (1966-69); Jim Del Gaizo (1972, 1975); Jim Jensen (1981-92); Dan McGwire (1995); Damon Huard (1997-00); Bill Gramatica (2004); Gus Frerotte (2005); Julius Pruitt (2011); Mike Wallace (2013-14); DeVante Parker (2015-21); Cedrick Wilson Jr. (2022)
- #12 – Bob Griese (1967-80)
- #13 – Jake Scott (1970-75); Dan Marino (1983-99)
- 14 – \*Scott Stankavage (1987); Doug Pederson (1993); Scott Zolak (1999); Brian Griese (2003); Kendall Newson (2004-05); Marlon Moore (2010-13); Jarvis Landry (2014-17); Brice Butler (2018); Ryan Fitzpatrick (2019-20); Jacoby Brissett (2021); Trent Sherfield (2022)
- 15 – John Stofa (1966-67); Kim Hammond (1968); Karl Kremser (1969-70); Charles Leigh (1971); Earl Morrall (1972-76); \*Kyle Mackey (1987); Kirby Dar Dar (1995, 1997); Ronald Bellamy (2004); Kerry Reed (2007); Davone Bess (2008-12); Damian Williams (2014); Justin Hunter (2016); Albert Wilson (2018-19); Lynn Bowden Jr. (2020); Jaelan Phillips (2021-22)
- 16 – Archie Roberts (1967); Tom Boutwell (1969); David Woodley (1980-83); Robert Baker (1999); Albert Johnson (2001); Marcus Vick (2006); Tyler Thigpen (2009-10); Shayne Graham (2011); T.J. Yates (2016); Matt Haack (2017); Tanner McEvoy (2018); Gary Jennings (2019); Antonio Callaway (2020); Marcus Kemp (2020)
- 17 – Mike Michel (1977); Ron Jaworski (1987-88); Steve DeBerg (1993); John Kidd (1994-97); Todd Doxzon (1998); Cleo Lemon (2005-07); Brandon London (2008); Ryan Tannehill (2012-18); Allen Hurns (2019); Jaylen Waddle (2021-22)
- 18 – Dick Wood (1966); Cliff Stoudt (1989); Sage Rosenfels (2002-05); Ernest Wilford (2008); Roberto Wallace (2010-11); Rishard Matthews (2013-15); Preston Williams (2019-21); Erik Ezukanma (2022)



- 19 – Reyna Thompson (1986); Scott Mitchell (1990-93); Bernie Kosar (1994-96); Nate Jacquet (1998); Larry Shannon (1998-99); Ted Ginn, Jr. (2007-09); Brandon Marshall (2010-11); Legeedu Naanee (2012); Armon Binns (2012-13); Jakeem Grant Sr. (2016-21); Skylar Thompson (2022)
- 20 – Larry Seiple (1967-77); Neal Colzie (1979); David Overstreet (1983); \*Rickey Isom (1987); Joe Cribbs (1988); Marc Logan (1989-91); Muhammad Oliver (1994); Ray Nealy (1997); John Avery (1998-99); Ben Kelly (2001); Lloyd Harris (2002); Arturo Freeman (2003-04); Kiwaukee Thomas (2005); Eddie Jackson (2006); Lorenzo Booker (2007); Chris Crocker (2008); Reshad Jones (2010-19); Sheldrick Redwine (2021); Justin Bethel (2022)
- 21 – Gene Mingo (1966-67); Jim Kiick (1968-74); Rick Volk (1977-78); \*Tate Randle (1987); Mark Higgs (1990-94); Lawrence Phillips (1997); Rayna Stewart (1998); Autry Denson (1999-00); Terry Cousin (2001); Jamar Fletcher (2002-03); Antuan Edwards (2004); Travis Daniels (2005-06); André Goodman (2007-08); Vontae Davis (2009-11); Deandre Presley (2012); Brent Grimes (2013-15); Jordan Lucas (2016-17); Frank Gore (2018); Eric Rowe (2019-22)
- 22 – Willie West (1966-68); Mercury Morris (1969-75); Tony Nathan (1979-87); Kerry Goode (1989); Tim McKyer (1990); James Saxon (1992-94); Shawn Wooden (1999-99); Terrance Shaw (2000); Shawn Wooden (2001-04); Jesse Chatman (2005); Lee Suggs (2006); Michael Lehan (2007-08); Kory Sheets (2009-10); Clifton Smith (2010); Reggie Bush (2011-12); Jamar Taylor (2013-15); Isaiah Pead (2016); T.J. McDonald (2017-18); Mark Walton (2019); Zach Zenner (2019); Tae Hayes (2019); Matt Breida (2020); Jordan Scarlett (2021); Elijah Campbell (2021-22)
- 23 – Wes Matthews (1966); Charles Leigh (1973-74); Joe Carter (1984-86); Troy Stadford (1987-90); \*Demetrious Johnson (1987); Troy Vincent (1992-95); Robert Bailey (1996); George Teague (1997); Patrick Surtain (1998-04); Ronnie Brown (2005-10); Larry Johnson (2011); Steve Slaton (2011); Troy Nolan (2012); Bryan McCann (2012); Mike Gillislee (2013-14); Jay Ajayi (2015-17); Cordrea Tankersley (2018); Noah Igbinoghene (2020); Jeff Wilson Jr. (2022)
- 24 – Billy Hunter (1966); Jack Clancy (1967-69); Delvin Williams (1978-80); Reyna Thompson (1986-88); \*Floyd Raglin (1987); Rodney Thomas (1989-90); Vestece Jackson (1991-93); Pat Johnson (1995); Jerry Wilson (1996-00); Jamar Fletcher (2001); Omare Lowe (2002); Sammy Knight (2003-04); Tebucky Jones (2005); Renaldo Hill (2006-08); Sean Smith (2009-12); Cortland Finnegan (2014); Brice McCain (2015); Isa Abdul-Qudus (2016); Torry McTyer (2018); Johnson Bademosi (2019); Ryan Lewis (2019); Byron Jones (2020-21)
- 25 – Dick Westmoreland (1966-69); Tim Foley (1970-80); Mike Smith (1985-87); Louis Oliver (1989-93, 1995-96); Corey Harris (1997); Greg Jeffries (1999-00); Jimmy Wyrick (2003); Reggie Howard (2004-05); Will Allen (2006-11); Jimmy Wilson (2011); R.J. Stanford (2012-13); Louis Delmas (2014-15); Xavien Howard (2016-22)
- 26 – Frank Jackson (1966-67); Lloyd Mumphord (1969-74); Duriel Harris (1976); Donovan Rose (1986-87); Jarvis Williams (1988-93); Bracey Walker (1997); Lamar Smith (2000-01); Leonard Henry (2002-04); Travares Tillman (2005-07); Lex Hilliard (2009-11); Lamar Miller (2012-15); Damien Williams (2016-17); Maurice Smith (2018); Steven Parker (2019); Salvon Ahmed (2020-22)
- 27 – Gary Tucker (1968); Gary Davis (1976-79); Lorenzo Hampton (1985-89); Stevon Moore (1990); David Pool (1994); Terrell Buckley (1995-99); Arturo Freeman (2000-02); Terrell Buckley (2003); Will Poole (2004-05); Shirdonya Mitchell (2006); Lamont Thompson (2007); Samkon Gado (2007); Benny Sapp (2010-11); Jimmy Wilson (2011-14); Raheem Mostert (2015); Shamiel Gary (2015); Maurice Smith (2017); Kalen Ballage (2018-19); Chandler Cox (2020); Justin Coleman (2021); Keion Crossen (2022)
- 28 – George Chesser (1966); Abner Haynes (1967); Gene Milton (1968-69); Ed Jenkins (1972); Hubert Ginn (1975); Don McNeal (1980-89); Michael McGruder (1990-91); Frankie Smith (1993); Gene Atkins (1994-96); Ray Hill (1998-00); Travis Minor (2002-06); Jesse Chatman (2007); Brannon Condren (2008); Gibril Wilson (2009); Nolan Carroll (2010-13); Knowshon Moreno (2014); Bobby McCain (2015-20); Duke Johnson (2021); Kader Kohou (2022)
- 29 – Jack Harper (1967-68); Garry Gray (1969); Tom Smith (1973); John Swain (1985); Liffort Hobley (1987-93); Frankie Smith (1994-95); Sam Madison (1997-05); André Goodman (2006); Travis Daniels (2007); Tyrone Culver (2008-11); Jonathan Amaya (2012); Will Davis (2013-15); Jonas Gray (2015); Tyler Patmon (2015); Arian Foster (2016); Nate Allen (2017); Minkah Fitzpatrick (2018-19); Xavier Crawford (2019); Samaje Perine (2019); Brandon Jones (2020-22)
- 30 – Sam Price (1966-68); Bryant Salter (1976); Ron Davenport (1985-89); Bernie Parmalee (1992-98); Obafemi Ayanbadejo (2003); Lamar Gordon (2004); Lance Schulters (2005); Michael Lehan (2006); Casey Cramer (2008); Chris Clemons (2009-13); Daniel Thomas (2014); Zack Bowman (2015); Bacarri Rambo (2016); Cordrea Tankersley (2017); Chris Lammons (2019); Nate Brooks (2019); Tae Hayes (2020); Jason McCourty (2021); Alec Ingold (2022)
- 31 – George Chesser (1967); Barry Pryor (1969-70); Terry Cole (1971); Norm Bulaich (1975-79); Rick Moser (1980); Eddie Hill (1981-84); Sean Hill (1994-96); Brock Marion (1998-03); Sammy Morris (2004-06); Lance Schulters (2007); Evan Oglesby (2010); Al Harris (2010); Charles Clay (2011); Richard Marshall (2012); Michael Thomas (2013-17); Cornell Armstrong (2018); Ken Webster (2019); DeAndre Washington (2020); Phillip Lindsay (2021); Raheem Mostert (2022)
- 32 – Joe Auer (1966-67); Hubert Ginn (1970-73); Benny Malone (1974-78); Tom Vigorito (1981-85); Donald Brown (1986); \*Pete Roth (1987); Garrett Limbrick (1990); Bruce Alexander (1992-93); Aaron Craver (1994); Cleveland Gary (1994); Jerry McPhail (1996-97); J.J. Johnson (1999-01); Charlie Rogers (2003); Jamar Martin (2004); Jason Allen (2006-10); Nate Ness (2010); Nate Jones (2011); Jonathan Wade (2011); Michael Coe (2012); Dimitri Patterson (2012-13); Orleans Darkwa (2014); Jordan Kovacs (2015); Kenyan Drake (2016-19); Ken Crawley (2019); Linden Stephens (2019); Patrick Laird (2020-21); Verone McKinley III (2022)
- 33 – Billy Joe (1966); Hubert Ginn (1974); Stan Winfrey (1975-77); Billy Cesare (1980); Bo Matthews (1981); Rich Diana (1982); Craig Ellis (1986); \*Ronald Scott (1987); Sammie Smith (1989-91); Karim Abdul-Jabbar (1996-99); Deon Dyer (2000-02); Vick King (2004); Jereme Perry (2007); Nate Jones (2008-09); Daniel Thomas (2011-13); Brandian Ross (2014); LaMike James (2014-15); Torry McTyer (2017); Jamal Perry (2019-21)
- 34 – Ron Sellers (1973); Jim Braxton (1978); Don Testerman (1980); Woody Bennett (1980-88); Nuu Faaola (1989); Tony Collins (1990); Aaron Craver (1991-93); Tyrone Braxton (1994); Tim Jacobs (1996-97); Ron Moore (1998); Cecil Collins (1999); Thurman Thomas (2000); Travis Minor (2001); Ricky Williams (2002-03, 05, 07-10); Marcus Thigpen (2012-13); Damien Williams (2014-15); Senorise Perry (2017-18); De'Lance Turner (2019); Jordan Howard (2020); Malcolm Brown (2021)
- 35 – Rick Casares (1966); Stan Mitchell (1966-70); Clayton Heath (1976); Nick Giaquinto (1980-81); \*John Tagliaferri (1987); Kerry Glenn (1990-92); Michael Stewart (1994-96); Irving Spikes (1997); Ben Kelly (2000); Shawn Wooden (2001); Jimmy Wyrick (2004); Eddie Jackson (2005); Tuff Harris (2007); Walt Aikens (2014-19); Kavon Frazier (2020); Chris Milton (2021)
- 36 – Preston Carpenter (1966); Charles Leigh (1972); Don Nottingham (1973-77); Steve Howell (1979-81); Tom Brown (1987-89); Stephen Braggs (1992-93); Stanley Pritchett (1996-99); Darian Barnes (2005-06); Lousaka Polite (2008-10); Tyrone Culver (2012); Don Jones (2013); T.J. Heath (2014); Tony Lippett (2015-17); Jalen Davis (2018); Doug Middleton (2019); Adrian Colbert (2019); Nate Holley (2020); Will Parks (2021)



- 37 – Charley Wade (1973); Andra Franklin (1981-84); Mike Kozlowski (1979-80); J.B. Brown (1989-96); Zebbie Lethridge (2001); Jeremiah Bell (2004-11); Kelsie McCray (2013); D.J.Campbell (2013); Sammy Seamster (2014); A.J. Hency (2016); Myles Gaskin (2019-21)
- 38 – Leroy Harris (1977-78); Bob Torrey (1979); Terry Robiskie (1980-81); \*Clarence Bailey (1987); Bruce Plummer (1988); Willard Reaves (1989); Calvin Jackson (1994-99); Kevin Williams (2000); Qunitin Williams (2004); Patrick Cobbs (2006-10); Richard Medlin (2011); Julian Posey (2012); Don Jones (2014); Chimdi Chekwa (2016); De'Veon Smith (2017); Brandon Bolden (2018); Chandler Cox (2019); Javaris Davis (2021)
- #39 – Larry Csonka (1968-74, 1979)
- 40 – Bo Roberson (1966); Dick Anderson (1968-77); Mike Kozlowski (1981-86); \*John Swain (1987); Irving Spikes (1994-96); Ray Green (2001-02); Sean McDermott (2003); Donovin Darius (2007); Jonathon Amaya (2016); Charles Alexander (2011); Anderson Russell (2012); Tyler Clutts (2013); Lowell Rose (2014); Lafayette Pitts (2016); Nik Needham (2019-22)
- 41 – Willie Pearson (1969); Jeris White (1974-76); Norris Thomas (1977-79); Fulton Walker (1981-85); \*Mark Konecny (1987); African Grant (1990); Keith Byars (1993-96); Scott McGarrahan (2001); Joey Thomas (2008); Evan Oglesby (2009); Jorvorskie Lane (2012); Chris Owens (2013); R.J. Stanford (2014); Byron Maxwell (2016-17); Montre Hartage (2019); Channing Tindall (2022)
- 42 – Bill Darnall (1968-69); Paul Warfield (1970-74); Vern Roberson (1977); Lyle Blackwood (1981-86); \*Robert Sowell (1987); Ernest Gibson (1989); Chris Green (1991-94); Terry Kirby (1995); Roosevelt Potts (1997); Trent Gamble (2000-03); Doug Easlick (2004); Norman LeJeune (2005-06); Charles Clay (2012-14); Spencer Painsinger (2015-16); Alterra Verner (2017); Patrick Laird (2019); Clayton Fejedelem (2020-22)
- 43 – Bob Neff (1966-68); Mike Holmes (1976); Jeff Allen (1980); Ricky Ray (1981-82); Larry Cowan (1982); Bud Brown (1984-88); Terry Kirby (1993-94); Scott McGarrahan (2002); Brock Forsey (2004); Jack Hunt (2006); Andrew Van Ginkel (2019-22)
- 44 – Pete Jacquess (1966-67); Dick Washington (1968); Dean Brown (1970); Mike Howell (1972); Barry Hill (1975-76); Charles Cornelius (1977-78); Doug Beaudoin (1980); Paul Lankford (1982-91); Bobby Humphrey (1992); Aaron Craver (1994); Rob Konrad (1999-04); Heath Evans (2005); Cameron Worrell (2007); Jordan Kovacs (2013-14); Stephone Anthony (2017-18); Deon Lacey (2019); Elandon Roberts (2020); Blake Ferguson (2021-22)
- 45 – Mack Lamb (1967-68); Curtis Johnson (1970-78); Ed Taylor (1979-82); Robert Sowell (1983-85); \*Trell Hooper (1987); Rodney Thomas (1988); Bobby Harden (1990-93); Brian Walker (1997-98, 2000-01); Lamont Brightful (2004); Reagan Maui (2007); Austin Spitzer (2013); Jake Knott (2014); Mike Hull (2015-18); Duke Riley (2021-22)
- 46 – Hal Wantland (1966); Don Bessilleu (1979-81); Pete Johnson (1984); \*Mark Irvin (1987); Dave Moore (1992); Boomer Grigsby (2008); Neville Hewitt (2015-17); Taybor Pepper (2019)
- 47 – John McGeever (1966); Tom Beier (1967, 1969); Ted Bachman (1976); Glenn Blackwood (1979-87); Stefon Adams (1990); Darrell Malone (1992-94); Robert Edwards (2002); Jeff Grau (2003); Courtney Bryan (2007-08); Kiko Alonso (2016-18); Vince Biegel (2019, 2021)
- 48 – Bob Petrella (1966-71); Henry Stuckey (1972-74); Ken Ellis (1976); Wade Bosarge (1977); Gerald Small (1978-83); Mike Iaquaniello (1991); Jim Kitts (1997-98); Kantry Barber (1999); Brody Heffner-Liddiard (2000); MarQueis Gray (2016-17); Marcus Sherels (2019); Calvin Munson (2019-20)
- 49 – Jimmy Warren (1966-69); Ray Jones (1971); Charlie Babb (1972-79); William Judson (1981-89); \*Marvell Burgess (1987); Tommy Paige (1990-92); Robert Wilson (1994-96); Dewayne Dotson (1997); Zach Vigil (2015-16); Sam Eguavon (2019-22)
- 50 – Frank Emanuel (1966-69); Dick Palmer (1970); Bruce Elia (1975); Larry Gordon (1976-82); Jackie Shipp (1984-88); \*Greg Storr (1987); Dave Ahrens (1989); Louis Cooper (1991); Dwight Hollier (1992-99); Michael Hamilton (2000); Brendon Ayanbadejo (2003-04); Nick Rogers (2005); Edmond Miles (2007); Erik Walden (2008-09); Bobby Carpenter (2010); Marvin Mitchell (2011); Olivier Vernon (2012-15); Andre Branch (2016-18); Blake Ferguson (2020); Calvin Munson (2021)
- 51 – Jerry Hopkins (1967-68); Ed Weisacosky (1968-70); Larry Ball (1972-74); Rodrigo Barnes (1975); Andy Selfridge (1976); Rusty Chambers (1976-80); Mark Brown (1983-88); Greg Clark (1989); Bryan Cox (1991-95); Anthony Harris (1996-99); Tommy Hendricks (2000-03); Tony Bua (2004); Jason Glenn (2005); Mark Washington (2007); Akin Ayodele (2008-09); Tim Dobbins (2010); Mike Pouncey (2011-17); James Crawford (2019); Kamu Grugier-Hill (2020)
- 52 – Mike Hudock (1966); Jimmy Keyes (1968-69); Mike Denney (1976); Larry Ball (1977-78); Mel Land (1979); Steve Shull (1981-83); Emmitt Tilley (1983); Terry Taatola (1983-84); Sanders Shiver (1984); Robin Sendline (1985); \*Dennis Fowlkes (1987); Scott Nicolas (1987); Mike Reichenbach (1990-91); Roosevelt Collins (1992); Brant Boyer (1994); Jeff Kopp (1995); Robert Jones (1998-00); Morlon Greenwood (2001-04); Channing Crowder (2005-10); Mike Rivera (2012); Philip Wheeler (2013-14); Kelvin Sheppard (2015); Chris Jones (2016); Raekwon McMillan (2018-19); Elandon Roberts (2021-22)
- 53 – Tom Erlandson (1966-67); Norm McBride (1969-70); Bob Matheson (1971-79); Rodell Thomas (1981); Ron Hester (1982-84); Jay Brophy (1984-86); Jack Squire (1986); David Frye (1986-89); Ned Bolcar (1991-92); Aubrey Beavers (1994-95); Larry Izzo (1996-00); Renauld Williams (2004); Jim Maxwell (2006); Reggie Torbor (2008-09); Erik Walden (2010); Austin Spitzer (2010-12); Jelani Jenkins (2013-16); Justin March-Lillard (2017); Martrell Spaight (2018); Gerald Willis (2019); Kyle Van Noy (2020)
- 54 – Wahoo McDaniel (1966-68); Bob Bruggers (1968); Dale McCullers (1969); Ted Davis (1970); Howard Kindig (1972-73); Ralph Ortega (1979-80); Steve Potter (1981-82); Rodell Thomas (1983-84); Alex Moyer (1985-86); Johnny Taylor (1986); \*Steve Lubischer (1987); Larry Kolic (1987-88); E.J. Junior (1989-91); Chuck Bullough (1993-94); Zach Thomas (1996-07)
- 55 – Jack Rudolph (1966); Randall Edmunds (1968-69); Irv Goode (1973-74); Earnie Rhone (1975-84); Hugh Green (1985-91); David Merritt (1993); Chris Singleton (1993-96); Ronnie Ward (1997); Junior Seau (2003-05); Keith Newman (2006); Joey Porter (2007-09); Koa Misi (2010-17); Jerome Baker (2018-22)
- 56 – Bob Bruggers (1966-67); Jesse Powell (1969-73); Steve Towle (1975-80); Charles Bowser (1982-85); John Offerdahl (1986-93); Mike Crawford (1997-98); Twan Russell (2000-02); Derrick Pope (2004-07); Charlie Anderson (2008-09); Kevin Burnett (2011-12); Jonathan Freeny (2013-14); James-Michael Johnson (2015); Donald Butler (2016); Davon Godchaux (2017-20)
- 57 – John Bramlett (1967-68); Sean Clancy (1978); Mike Kolen (1970-77); Dwight Stephenson (1980-87); \*Scott Nicolas (1987); Tom Thayer (1993); Dion Foxx (1994-95); O.J. Brigance (1997-99); Corey Moore (2001); Corey Jenkins (2003-04); Lester Towns (2005); Keith Adams (2006); Andy Alleman (2008); Micah Johnson (2010); Josh Kaddu (2012-13); Jordan Tripp (2014); Damontre Moore (2015); Trevor Reilly (2016); Brennan Scarlett (2021-22)
- 58 – Tom Goode (1966-69); Dale Farley (1971); Bruce Bannon (1973-74); Kim Bokamer (1977-85); Rick Graf (1987); Chris Gaines (1988); Ilija Jarostchuk (1988); Tom Furjanic (1988); Gary Kraus (1989); Mark Sander (1992); Jesse Solomon (1994); Antonio Armstrong (1995); O.J. Brigance (1996); Scott Balyun (2000-02); Eddie Moore (2003-05); Kelvin Smith (2007); William Kershaw (2008-09); Carlos Dansby (2010-12); Marvin Austin (2013); Chris McCain (2014-15); Rey Mauluaga (2017); Jason Strowbridge (2020); Connor Williams (2022)

- 59 – Jack Thornton (1966); Doug Swift (1970-75); Guy Roberts (1977); Steve Shull (1980); Bob Brudzinski (1981-89); John Grimley (1991-93); Dewayne Dotson (1995); Derrick Rodgers (1997-02); Billy Strother (2004); Donnie Spragan (2005-07); Derek Smith (2008); J.D. Folsom (2009); Ikaika Alama-Francis (2010-11); Jonathan Freeny (2012); Dannel Elerbe (2013-14); Chase Allen (2017-18); Jamal Davis II (2019)
- 60 – Carl Mauck (1970); Al Jenkins (1972); Tom Wickert (1974); Don Reese (1976); Melvin Mitchell (1977-78); Jeff Toews (1979-85); \*Duke Schamel (1987); Bert Weidner (1990-95); John Bock (1996-00); Spencer Folau (2001); Greg Jerman (2002-04); Steve Fifita (2007); Matt McChesney (2008); Al Johnson (2008); Andrew Hartline (2009); Kraig Urbik (2016)
- 61 – Ernie Park (1966); Fred Woodson (1967-69); Bob DeMarco (1970-71); Cleveland Green (1979); Thom Dornbrook (1980); Roy Foster (1982-90); \*Greg Cleveland (1987); Gene Williams (1991-92); Tim Ruddy (1994-03); J'Marcus Webb (2019); Austin Reiter (2021)
- 62 – Jim Langer (1970-79); Harry Galbreath (1988-92); Chris Gray (1993-96); Frederick Evans (2006); Anthony Bryant (2007); Clifton Geathers (2010); Ryan Cook (2011); Danny Watkins (2013); Deandre Coleman (2014-15); Ted Larsen (2017-18); Shaq Calhoun (2019); Greg Mancz (2021)
- 63 – Billy Neighbors (1966-69); Mark Dennard (1978-83); Larry Lee (1985); \*Greg Ours (1987); Jeff Uhlenhake (1989-93); Cal Dixon (1996); Mark Dixon (1998-03); Alonzo Ephraim (2005); Bennie Anderson (2006); Gene Mruczkowski (2007); Andrew Gardner (2009); Dallas Thomas (2014-16); Michael Deiter (2019-22)
- 64 – Ed Newman (1973-84); Houston Hoover (1994); Larry Chester (2002-04); Kendyl Jacox (2006); Samson Satele (2007-08); Jake Grove (2009); Josh Samuda (2012); Samson Satele (2014); Jake Brendel (2016-18); Chris Reed (2019); Tyshun Render (2020); Cameron Tom (2021)
- 65 – Jim Higgins (1966); Jack Pyburn (1967-68); Maulty Moore (1972-74); Wally Pesuit (1977-78); Jeff Dellenbach (1985-94); \*Bill Bealles (1987); Kevin Donnalley (1998-00); Troy Andrew (2001-02); Joe Berger (2005-06); Justin Smiley (2008-09); Sam Brenner (2013-14); Anthony Steen (2016-17); Jamiyus Pittman (2018); Danny Isidora (2019); Robert Jones (2021)
- 66 – Larry Little (1969-80); Larry Lee (1986); \*Jim Gilmore (1987); Everett McIver (1996-97); Kevin Gogan (1999); Heath Irwin (2000-01); Jamie Nails (2002-03); Rex Hadnot (2004-07); Donald Thomas (2008-09); David Arkin (2013); Shelley Smith (2014); Jacques McClendon (2015); Travis Swanson (2018); Solomon Kindley (2020-21); Lester Cotton (2022)
- 67 – Bob Kuechenberg (1970-84); Chris Ward (1986); Chris Conlin (1987); \*Guy Goar (1987); Pat Swoopes (1991); Jeff Novak (1994); Barry Stokes (1998); Joe Berger (2009-10); Daryn Colledge (2014); Laremy Tunsil (2016-17); Daniel Kilgore (2018-19); Ted Karras (2020)
- 68 – Melvin Mitchell (1976); Eric Laakso (1978-84); Greg Koch (1986-87); \*Louis Oubre (1987); Jim Huddleston (1987); Andrew Greene (1995); Mike Sheldon (1997-99); Seth McKinney (2002-06); Ikechuku Ndukwe (2008); Richie Incognito (2010-13); Ulrick John (2015); Isaac Asiata (2017-18); Evan Brown (2019); Robert Hunt (2020-22)
- 69 – Mike Lambrecht (1987-89); Keith Sims (1990-97); Taylor Whitley (2003-04); Ray Feinga (2010-11); Jordan Williams (2015)
- 70 – Jim Riley (1967-72); Larry Woods (1973); Tom Funchess (1974); Bill Windauer (1975); John Andrews (1975-76); Bob Simpson (1978); Bill Barnett (1980-85); Brian Sochia (1986-91); Eric Moore (1995); Mike Chalenski (1997); Harry Swayne (2001); John St. Clair (2004); L.J. Shelton (2006-07); Kendall Langford (2008-11); Dallas Thomas (2013); Ja'Wuan James (2014-18); Julién Davenport (2019-20); Adam Butler (2021); Kendall Lamm (2022)
- 71 – Charlie Fowler (1967-68); John Boynton (1969); Frank Cornish (1970-71); Darryl Carlton (1975-76); Mike Current (1977-79); Burton Lawless (1981); Mike Charles (1983-86); \*Scott Kehoe (1987); Bob Gruber (1987); Ethan Albright (1995); Dunstan Anderson (1997); Todd Wade (2000-03); Toniu Fonoti (2006); Guy Lekkerkerker (2007); Lionel Dotson (2008-09); Cory Procter (2010); Marc Colombo (2011); Jonathan Martin (2012-13); Branden Albert (2014); Zach Sterup (2017); Josh Sitton (2018); Brandon Shell (2022)
- 72 – Whit Canale (1966); Bill Keating (1967); Rudy Barber (1968); Bob Heinz (1969-77); Mike Fultz (1981); Richard Bishop (1982); Ronnie Lee (1984-89); \*Steve Jacobson (1987); Karl Wilson (1993); Tom McHale (1995); Barron Tanner (1997-98); Vernon Carey (2004-11); Will Yeatman (2012-13); Jeff Linkenbach (2015); Isaiah Prince (2019); Terron Armstead (2022)
- 73 – Norm Evans (1966-75); Bob Baumhower (1977-86); Greg Johnson (1988); Ron Heller (1993-95); Dario Romero (2002); Billy Yates (2003); Stockar McDougle (2005); Evan Mathis (2008); Julius Warmsley (2016); Wesley Johnson (2018); Austin Jackson (2020-22)
- 74 – John Richardson (1967-71); Randy Crowder (1974-76); Steve Young (1977); Cleveland Green (2008-06); Mark Dennis (1987-93); \*Jeff Wiska (1987); Ed Hawthorne (1995); Brent Smith (1997-02); Wade Smith (2003-06); Quentin Moses (2007-08); John Jerry (2010-13); Jason Fox (2014-15); Jermon Bushrod (2016-17); Zach Sterup (2018); Keaton Sutherland (2019); Liam Eichenberg (2021-22)
- 75 – Ken Rice (1966-67); Manny Fernandez (1968-75); Rick Dvorak (1977); Doug Betters (1978-87); Jeff Faulkner (1990); Dave Zawaton (1991); Shane Burton (1996-98); Damian Gregory (2000); Todd Perry (2001-03); Chidi Ahanotu (2014); Josh Shaw (2004); Manuel Wright (2005); Derreck Robinson (2007); Nate Garry (2009-14); Jamil Dougan (2016); Nick Williams (2016); Cameron Malveaux (2017-18); Ereck Flowers (2020); Greg Little (2022)
- 76 – Tom Nomina (1966-68); Jeff Richardson (1969); Willie Young (1973); Ron Berger (1973); Don Reese (1974-75); John Alexander (1977-78); Rod Walters (1980); Mike Fultz (1981); Steve Clark (1982-85); Tom Toth (1986-89); Tim Irwin (1994); James Brown (1996-99); Marcus Spriggs (2001-02); Josh Shaw (2005); Chris Lwienski (2007); Brandon Frye (2008); Lydon Murtha (2009-11); Anthony Johnson (2014); Branden Albert (2015-16); Jonathan Woodard (2018); Evan Boehm (2019)
- 77 – Rich Zecher (1966-67); Doug Crusan (1968-74); A.J. Duhe (1977-84); \*Stanley Scott (1987); Louis Cheek (1988-89); Karl Wilson (1990); Jeff Buckley (1996-98); Damion McIntosh (2004-06); Jake Long (2008-12); Tyson Clabo (2013); Billy Turner (2014-16); Jesse Davis (2017-21); John Jenkins (2022)
- 78 – Maxie Williams (1966-70); Wayne Mass (1971); Jim Dunaway (1972); Tom Drougas (1975-76); Carl Barisich (1977-80); Ken Poole (1981-82); Charles Benson (1983-84); Jerome Foster (1986); \*Derek Wimberly (1987); Doug Marrone (1987); Alvin Powell (1989); Richmond Webb (1990-00); Jeno James (2004-06); Tony McDaniel (2009-12); Bryant McKinnie (2013); Terrence Fede (2014-17); Laremy Tunsil (2018); Andrew Donnal (2019); Adam Pankey (2019-21)
- 79 – Al Dotson (1966); Claude Brownlee (1967); Mike Current (1967); Jim Urbanek (1968); Wayne Moore (1970-78); Jon Giesler (1979-88); \*Ike Readon (1987); Donnie Gardner (1991); Larry Webster (1992-94); Billy Milner (1995-96); Kenny Mixon (1998-01); Ronald Flemons (2004); Anthony Alabi (2005-07); Pat McQuistan (2010); Derrick Shelby (2012-15); Sam Young (2016-18); Larnel Coleman (2022)

- 80 – Ed Cooke (1966-67); Bob Joswick (1968-69); Marv Fleming (1970-74); Jim McFarland (1975); Loaird McCreary (1976-78); Joe Rose (1980-85); \*Lawrence Sampleton (1987); Ferrell Edmunds (1988-92); Irving Fryar (1993-95); Fred Barnett (1996-97); Brett Perriman (1997); Kirby Dar Dar (1998); Horace Copeland (1998); Iheanyi Uwaezuoke (1998); Tony Martin (1999-00); James McKnight (2001-03); David Boston (2004-05); Aaron Halterman (2007); Anthony Fasano (2008-12, 2017); Dion Sims (2013-16); Danny Amendola (2018); Adam Shaheen (2020-21); Tanner Conner (2022)
- 81 – Howard Twilley (1966-76); Ike Hill (1976); Jimmy Cefalo (1978-84); \*Mike Caterbone (1987); Scott Schwedes (1987-90); Randal Hill (1991); James Pruitt (1991); Robert Clark (1992); O.J. McDuffie (1993-01); Randy McMichael (2002-06); Joey Haynos (2008-10); Dedrick Epps (2010); Dante Rosario (2011); Durham Smythe (2018-22)
- 82 – Doug Moreau (1966-69); Otto Stowe (1971-72); Bo Rather (1973); Mel Baker (1974); Cotton Speyner (1975); Morris Owens (1975-76); Duriel Harris (1977-83); Fermanza Burgess (1984); Duriel Harris (1985); James Pruitt (1986-88); \*Todd Feldman (1987); Andre Brown (1989-90); Scott Miller (1991-92); Mark Ingram (1993-94); Frank Wainright (1995-98); Larry Shannon (1999); Roell Preston (1999); Kevin McKenzie (1999); Jed Weaver (2000-02); Kendall Newson (2003); Bryan Gilmore (2004-05); Derek Egan (2006-08); Brian Hartline (2009-14); Cethan Carter (2021-22)
- 83 – Dave Kocourek (1966); Jim Cox (1968); Vern Den Herder (1972-82); Mark Clayton (1983-92); \*Dameon Reilly (1987); Scott Miller (1993-96); Brian Manning (1997); Hendrick Lusk (1998); Hunter Goodwin (1999-01); Albert Johnson (2002); Robert Baker (2002); Sam Simmons (2003); Wes Welker (2004-06); Greg Camarillo (2007-09); Kevin Curtis (2010); Matt Hazel (2015); Thomas Duarte (2016-17); Nick O'Leary (2018-19); Kirk Merritt (2020-21); Freddie Swain (2022)
- 84 – Earl Faison (1966); Ray Jacobs (1967-68); Bill Stanfill (1969-76); Bruce Hardy (1978-89); \*Willie Smith (1987); Greg Baty (1990-94); Gary Clark (1995); Brett Carolan (1996); Troy Drayton (1996-99); Leslie Shepherd (2000); Chris Chambers (2001-07); Patrick Turner (2009); Michael Egnew (2012-14); Jordan Cameron (2015-16); Isaiah Ford (2018-20); Hunter Long (2021-22)
- 85 – John Holmes (1966); Nick Buoniconti (1969-76); Terry Anderson (1977-78); Bo Rather (1978); Jeff Groth (1979); Mark Duper (1982-92); \*Eddie Chavis (1987); Ronnie Williams (1993-95); Lamar Thomas (1996-00); Desmond Clark (2002); Donald Lee (2003-04); Will Heller (2005); Jason Rader (2006); Kory Sperry (2009); Gerell Robinson (2014); Greg Jennings (2015); Dominique Jones (2016); A.J. Derby (2017-18); Chris Myarick (2020); Tommylee Lewis (2021); River Crafcraft (2022)
- 86 – Mel Branch (1966-68); Vern Den Herder (1971); Marlin Briscoe (1972-74); Freddie Solomon (1975-77); Ronnie Lee (1979-82); John Chesley (1984); \*George Farmer (1987); Fred Banks (1987-90); Dennis McKinnon (1990); Fred Banks (1990-93); Eric Green (1995); Brett Carolan (1996); Qadry Ismail (1997); Oronde Gadsden (1998-03); Marty Booker (2004-07); John Nalbone (2010); Mickey Shuler (2010); Rishard Matthews (2012); Jake Stoneburner (2015); Mike Gesicki (2018); Mack Hollins (2019-21); Braylon Sanders (2022)
- 87 – John Roderick (1966-67); Jim Mertens (1969); Willie Richardson (1970); Andre Tillman (1974-78); Dan Johnson (1983-87); \*Rich Siler (1987); \*David Lewis (1987); James Pruitt (1990); Charles Henry (1991); Mike Williams (1991-95); Kirby Dar Dar (1996); Yatil Green (1997-99); Bert Emanuel (2000); Dedic Ward (2001-02); Lorenzo Diamond (2005); Justin Peelle (2006-07); Anthony Armstrong (2012); Ryan Spadola (2013); Rashawn Scott (2016-17); Clive Walford (2019); Isaiah Ford (2021)
- 88 – LaVerne Torczon (1966); Jim Mandich (1970-77); Elmer Bailey (1980-81); Vince Heflin (1982-85); Brian Kinchen (1988-90); Joel Williams (1987); Arthur Cox (1991); Walter Stanley (1991); Keith Jackson (1992-94); Joe Planansky (1995); Charles Jordan (1996-98); Nate Jacquet (1998-99); Jeff Ogden (2000-01); Cris Carter (2002); Derrius Thompson (2003-04); Cliff Russell (2005-06); David Martin (2007-08); Jeron Mastrud (2010-12); Brandon Williams (2015); Leonte Carroo (2016-18); Mike Gesicki (2019-22)
- 89 – Karl Noonan (1966-71); Nat Moore (1974-86); \*Leland Douglas (1987); David Lewis (1987); Tony Martin (1990-93); Randal Hill (1995-96); Ed Perry (1997-04); Alex Holmes (2005); Tim Massaquoi (2006); Sean Ryan (2008); Will Yeatman (2011); Gateor Hoskins (2014); Julius Thomas (2017); Trevor Davis (2019)
- 90 – Bill Cronin (1966); Andy Hendel (1986); Eric Kumerow (1988-90); Marco Coleman (1992-95); Adewale Ogunleye (2000-01); Rob Burnett (2002-03); Jeff Zgonina (2004-06); Rodrique Wright (2007-08); Ryan Baker (2009-12); Andre Fluellen (2012); Vaughn Martin (2013); Earl Mitchell (2014-16); Charles Harris (2017-19); Shaq Lawson (2020); John Jenkins (2021); Ben Stille (2022)
- 91 – Ed Judie (1984); Mack Moore (1985-86); Fred Robinson (1986); \*Victor Morris (1987); Jeff Cross (1988-95); Lorenzo Bromell (1998-01); Jay Williams (2002-04); Vonnie Holliday (2005-08); Cameron Wake (2009-18); Emmanuel Ogbah (2020-22)
- 92 – \*Laz Chavez (1987); Nate Hill (1988); David Griggs (1989-93); Daryl Gardener (1996-01); Jeff Zgonina (2003); John Denney (2007-18); Tank Carradine (2019); Robert Nkemdiche (2019); Zach Sieler (2019-22)
- 93 – \*Charles Bennett (1987); Cliff Odom (1990-93); William Gaines (1994); Trace Armstrong (1995-00); Adewale Ogunleye (2002-03); Mario Monds (2004); Kevin Carter (2005-06); Akbar Gbaja-Biamila (2007); Rob Ninkovich (2007-08); Quentin Moses (2009-10); Jason Trusnik (2011-14); Ndamukong Suh (2015-17); Akeem Spence (2018); Avery Moss (2019); Trey Flowers (2022)
- 94 – Larry Kolic (1986); \*Tim Pidgeon (1987); Greg Mark (1990); Craig Veasey (1993-94); Steve Emtman (1995-96); Jermaine Haley (2000-02); Dario Romero (2003-04); Keith Traylor (2005-07); Randy Starks (2008-15); C.J. Mosley (2015); Mario Williams (2016); Lawrence Timmons (2017); Robert Quinn (2018); Christian Wilkins (2019-22)
- 95 – T.J. Turner (1986-92); Tim Bowens (1994-04); Dan Wilkinson (2006); Chase Page (2007); Jason Ferguson (2008-09); Lionel Dotson (2010); Chris Baker (2010); Igor Olshansky (2011); Dion Jordan (2013-14); William Hayes (2017-18); John Jenkins (2019); Benito Jones (2020); Josiah Bronson (2022)
- 96 – Sanders Shiver (1985); David Marshall (1987); Alfred Oglesby (1990-92); Mike Golic (1993); Norman Hand (1995); Daniel Stubbs (1996-98); Rich Owens (1999-00); David Bowens (2001-06); Paul Soliai (2007-13); A.J. Francis (2015); Robert Thomas II (2015); Leon Orr (2016); Vincent Taylor (2017-18); Taco Charlton (2019); Justin Zimmer (2022)
- 97 – John Bosa (1987-89); Jeff Hunter (1992-93); Tyoka Jackson (1994); Aaron Jones (1996); Ernest Grant (2000-01); John Denney (2005-06); Phillip Merling (2008-11); Kheeston Randall (2012); Isaka Aaitui (2013); Kelvin Sheppard (2014); Jordan Phillips (2015-18); Ziggy Hood (2018); Trent Harris (2019); Jabaal Sheard (2021)
- 98 – Jackie Cline (1987-89); Shawn Lee (1990-91); Norman Hand (1996); Antoine Simpson (1999); Damian Gregory (2001); Henry Taylor (2001); Bryan Robinson (2004); Matt Roth (2005-09); Jared Odrick (2010-14); Quinton Coples (2015); Jason Jones (2016); Gabe Wright (2017); Sylvester Williams (2018); Jonathan Ledbetter (2019); Raekwon Davis (2020-22)
- 99 – Jimmy Hines (1969); George Little (1985-87); Rick Graf (1988-90); Chuck Klingbeil (1991-95); Jason Taylor (1997-07, 2009, 2011)

\* replacement player # retired jersey

# ALL-TIME DRAFT CHOICES

(**Bold** indicates appearance on Dolphins' active roster at some point in their career)

## 1966 EXPANSION DRAFT

<b>FROM BOSTON</b>		
Eddie Wilson	QB	Arizona
<b>Billy Neighbors</b>	<b>G</b>	<b>Alabama</b>
Ross O'Hanley	S	Boston College
<b>Jack Rudolph</b>	<b>LB</b>	<b>Georgia Tech</b>
<b>FROM BUFFALO</b>		
<b>Billy Joe</b>	<b>FB</b>	<b>Villanova</b>
<b>Bo Roberson</b>	<b>WR</b>	<b>Cornell</b>
x-Jim Davidson	T	Ohio State
Howard Simpson	DT	Auburn
<b>FROM DENVER</b>		
<b>John McGeever</b>	<b>S</b>	<b>Auburn</b>
<b>Ed Cooke</b>	<b>DE</b>	<b>Maryland</b>
<b>Tom Erlandson</b>	<b>LB</b>	<b>Washington St.</b>
<b>Tom Nomina</b>	<b>DT</b>	<b>Miami (Ohio)</b>
<b>FROM HOUSTON</b>		
<b>Norm Evans</b>	<b>T</b>	<b>Texas Christian</b>
<b>Tom Goode</b>	<b>C</b>	<b>Mississippi State</b>
Jack Spikes	FB	Texas Christian
<b>Maxie Williams</b>	<b>T</b>	<b>SE Louisiana</b>
<b>FROM KANSAS CITY</b>		
<b>Al Dotson</b>	<b>DT</b>	<b>Grambling</b>
<b>Mel Branch</b>	<b>DE</b>	<b>Louisiana State</b>
<b>Frank Jackson</b>	<b>WR</b>	<b>Southern Methodist</b>
Ron Caveness	LB	Arkansas
<b>FROM N.Y. JETS</b>		
<b>Wahoo McDaniel</b>	<b>LB</b>	<b>Oklahoma</b>
<b>Willie West</b>	<b>S</b>	<b>Oregon</b>
Mike Hudock	C	Miami (Fla.)
<b>LaVerne Torczon</b>	<b>DE</b>	<b>Nebraska</b>
<b>FROM OAKLAND</b>		
<b>Rich Zecher</b>	<b>DT</b>	<b>Utah State</b>
<b>Dick Wood</b>	<b>QB</b>	<b>Auburn</b>
<b>Ken Rice</b>	<b>G</b>	<b>Auburn</b>
<b>Gene Mingo</b>	<b>K</b>	<b>No College</b>
<b>FROM SAN DIEGO</b>		
<b>Dave Kocourek</b>	<b>TE</b>	<b>Wisconsin</b>
<b>Ernie Park</b>	<b>G</b>	<b>MacMurray</b>
<b>Jimmy Warren</b>	<b>CB</b>	<b>Illinois</b>
<b>Dick Westmoreland</b>	<b>CB</b>	<b>North Carolina A&amp;T</b>

x-retired

## 1966

1a	x-Jim Grabowski (1)	RB	Illinois
1b	<b>Rick Norton (2)</b>	QB	Kentucky
2	<b>Frank Emanuel (9)</b>	LB	Tennessee
3	x-Larry Gagner (18)	G	Florida
4	x-Dick Leftridge (29)	RB	West Virginia
5	Grady Bolton (34)	DT	Miss. St.
6	<b>x-Ed Weisacosky (42)</b>	LB	Miami (Fla.)
7	x-Don Hansen (51)	LB	Illinois
8	<b>Bob Petrella (64)</b>	S	Tennessee
9	x-Bill Matan (74)	DE	Kansas St.
10	x-Pat Killorin (83)	C	Syracuse
11	<b>Sam Price (92)</b>	RB	Illinois
12	<b>Howard Twilley (101)</b>	WR	Tulsa
13	x-Ken Kramer (110)	TE	Minnesota
14	Phil Scoggin (119)	P	Texas A&M
15	Jerry Oliver (128)	T	SW Texas
16	Don Lorenz (137)	DE	Stephen F. Austin
17	x-Mike Bender (146)	G	Arkansas
18	x-Rick Kestner (155)	E	Kentucky
19	<b>Doug Moreau (164)</b>	TE	Louisiana St.
20	Jon Tooker (173)	CB	Adams State

x-signed with National Football League

## 1966 REDSHIRTED DRAFT

1	<b>John Roderick</b>	WR	So. Methodist
2	Harold Fulford	WR	Auburn
3	<b>Jack Clancy</b>	WR	Michigan
4	x-Jim Mankins	RB	Florida St.
5	x-Fritz Greenlee	TE	Arizona
6	<b>Bill Darnall</b>	WR	North Carolina
7	Don Williams	DE	Wofford
8	Jon Brittenum	QB	Arkansas
9	x-Craig Baynham	WR	Georgia Tech
10	x-Randy Winkler	T	Tarleton St.
11	Kai Anderson	C	Illinois

x-signed with National Football League

## 1967

1	<b>Bob Griese (4)</b>	QB	Purdue
2	<b>Jim Riley (29)</b>	DT	Oklahoma
3	TO DENVER for Cookie Gilchrist (58)		
4	Bob Greenlee (84)	DE	Yale
5a	TO DENVER for Cookie Gilchrist (110)		
5b	<b>x-Gary Tucker (129)</b>	RB	Chattanooga
	(from Buffalo for Jack Spikes)		
6	Bud Norris (138)	TE	Washington St.
7	<b>Larry Seiple (163)</b>	P/RB	Kentucky
8	TO OAKLAND for Bill Cronin (186)		
9	<b>John Richardson (216)</b>	DT	UCLA
10	<b>Tom Beier (241)</b>	S	Miami (Fla.)
11	<b>Jack Pyburn (266)</b>	T	Texas A&M
12a	y-Stan Juk (294)	LB	South Carolina
12b	y-Jim Whitaker (295)	CB	Missouri
	(from Denver for Jerry Oliver)		
13	TO BUFFALO for George Wilson, Jr. (318)		
14	Charlie Stikes (344)	CB	Kent State
15	Jake Ferro (372)	LB	Youngstown
16	Maurice Calhoun (397)	RB	Central Ohio
17	Larry Kissam (422)	T	Florida St.

x-taxi squad '67

y-entered medical school

## 1968

1a	<b>Larry Csonka (8)</b>	RB	Syracuse
1b	<b>Doug Crusan (27)</b>	T	Indiana
	(from Cincinnati for John Stofa)		
2a	<b>Jim Keyes (35)</b>	LB	Mississippi
2b	<b>Jim Cox (54)</b>	TE	Miami (Fla.)
	(from Cincinnati for John Stofa)		
3a	<b>Jim Urbanek (62)</b>	DT	Mississippi
3b	<b>Dick Anderson (73)</b>	S	Colorado
	(from San Diego for John Brittenum)		
4	TO DENVER for John Bramlett (91)		
5	<b>Jim Kiick (118)</b>	RB	Wyoming
6a	<b>Kim Hammond (142)</b>	QB	Florida St.
	(from Denver in 7-man deal)		
6b	<b>x-Jimmy Hines (146)</b>	WR	Texas Southern
7	<b>x-John Boynton (172)</b>	T	Tennessee
8a	TO N.Y. JETS for Archie Roberts (200)		
8b	<b>Randall Edmunds (217)</b>	LB	Georgia Tech
	(from Oakland for Dave Kocourek)		
9a	Sam McDowell (226)	T	SW Missouri
9b	y-Tom Pacionek (240)	CB	Houston
	(from Houston for Billy Anderson)		
10	Joe Mirto (253)	T	Miami (Fla.)
11	Cornelius Cooper (280)	DE	Prairie View
12	Paul Paxton (307)	T	Akron
13	<b>Bob Joswick (334)</b>	DE	Tulsa

## 1968

14	Ray Blunk (362)	TE	Xavier
15	Ken Corbin (388)	LB	Miami (Fla.)
16	Henry Still (416)	DT	Bethune-Cookman
17	Bill Nemeth (442)	C	Arizona

x-taxi squad '68

y-pro baseball

## 1969

1	<b>Bill Stanfill (11)</b>	DE	Georgia
2	<b>Bob Heinz (37)</b>	DT	Pacific
3	<b>Mercury Morris (63)</b>	RB	West Texas State
4	<b>Norm McBride (89)</b>	LB	Utah
5a	<b>Willie Pearson (115)</b>	WR	N.C. A&T
5b	<b>Karl Kremser (128)</b>	K	Tennessee (from Oakland for John Roderick)
6	Ed Tuck (141)	G	Notre Dame
7a	John Egan (167)	C	Boston College
7b	John Kulka (174)	G	Penn State (from San Diego for Tom Erlandson)
8	Bruce Weinstein (193)	TE	Yale
9	<b>Jesse Powell (219)</b>	LB	West Texas State
10	<b>Jim Mertens (245)</b>	TE	Fairmont St.
11	Mike Berdis (271)	DT	N. Dakota St.
12	<b>Dale McCullers (297)</b>	LB	Florida St.
13	Amos Ayres (323)	S	Arkansas AM & N
14	Glenn Thompson (349)	DT	Troy State
15	Chick McGeehan (375)	WR	Tennessee
16	<b>Lloyd Mumphord (401)</b>	CB	Texas Southern
17	Tom Krallman (427)	DE	Xavier

## 1970

1	TO CLEVELAND for Paul Warfield (3)		
2	<b>Jim Mandich (29)</b>	TE	Michigan
3	<b>Tim Foley (55)</b>	CB	Purdue
4	<b>Curtis Johnson (81)</b>	CB	Toledo
5	TO NEW ENGLAND in Buoniconti deal (107)		
6	Dave Campbell (133)	DE	Auburn
7	<b>Jake Scott (159)</b>	S	Georgia
8	Narvel Chavers (185)	RB	Jackson St.
9	<b>Hubert Ginn (211)</b>	RB	Florida A&M
10	Dick Nittenger (237)	G	Tampa
11	Brownie Wheelless (263)	DT	Rice
12	<b>Mike Kolen (289)</b>	LB	Auburn
13	Dave Buddington (315)	RB	Springfield
14	Gary Brackett (341)	G	Holy Cross
15	Pat Hauser (367)	WR	East Tenn.
16	Charles Williams (393)	G	Tennessee St.
17	George Myles (419)	DT	Morris Brown

## 1971

1	TO BALTIMORE for Don Shula (22)		
2	<b>Otto Stowe (47)</b>	WR	Iowa State
3	<b>Dale Farley (74)</b>	LB	West Virginia
4	x-Joe Theismann (99)	QB	Notre Dame
5	TO PITTSBURGH for Willie Richardson (126)		
6	Dennis Coleman (151)	LB	Mississippi
7	Ron Dickerson (178)	CB	Kansas St.
8	TO PITTSBURGH for Bob DeMarco (203)		
9	<b>Vern Den Herder (230)</b>	DE	Central Iowa
10	Ron Maree (255)	DT	Purdue
11	Vic Surma (282)	T	Penn State
12	Leroy Byars (307)	RB	Alcorn A&M
13	Lonnie Hepburn (333)	CB	Texas Southern
14	David Vaughn (359)	TE	Memphis St.
15	Bob Richards (386)	G	California
16	Chris Myers (410)	WR	Kenyon
17	Curt Mark (437)	LB	Mayville, N.D.

x-signed with Canadian Football League

## 1972

1	x-Mike Kadish (25)	DT	Notre Dame
2	TO CLEVELAND for Bob Matheson (51)		
3	Gary Kosins (77)	RB	Dayton
4a	<b>Larry Ball (91)</b>	DE	Louisville (from San Diego for Carl Mauck)
4b	Al Benton (103)	T	Ohio Univ.
5	<b>Charlie Babb (129)</b>	S	Memphis St.
6	y-Ray Nettles (155)	LB	Tennessee
7a	Bill Adams (161)	G	Holy Cross (from Derner for John Stofa)
7b	Calvin Harrell (180)	RB	Arkansas St.
8	Craig Curry (207)	QB	Minnesota
9	Greg Johnson (233)	CB	Wisconsin
10	TO HOUSTON for Russell Price (259)		
11	<b>Ed Jenkins (285)</b>	WR	Holy Cross
12	Ashley Bell (311)	TE	Purdue
13	Archie Robinson (337)	CB	Hillsdale
14	Willie Jones (362)	LB	Tampa
15	Bill Davis (389)	DT	Wm. & Mary
16	Al Hannah (415)	WR	Wisconsin
17	Vern Brown (441)	S	Western Mich.

x-taxi squad '72

y-signed with Canadian Football League

## 1973

1	TO BUFFALO for Marlin Briscoe (26)		
2	x-Chuck Bradley (52)	C	Oregon
3	<b>Leon Gray (78)</b>	T	Jackson St.
4	<b>Bo Rafter (104)</b>	WR	Michigan
5a	<b>y-Don Strock (111)</b>	QB	Virginia Tech (from Buffalo in Frank Cornish deal)
5b	Dave McCurry (130)	CB	Iowa State
6	<b>Ed Newman (156)</b>	G	Duke
7a	Kevin Reilly (160)	LB	Villanova (from New England for Wayne Mass)
7b	Ben Shepherd (163)	RB	Arkansas Tech (from New England for Bill Griffin)
7c	Willie Hatter (178)	WR	Northern Ill. (from Cleveland for Bob DeMarco)
7d	<b>Tom Smith (182)</b>	RB	Miami (Fla.)
8	Archie Pearson (206)	DE	N.E. Oklahoma
9	Karl Lorch (234)	DE	Southern Cal.
10	Ron Fernandes (260)	DE	Eastern Mich.
11	Chris Kete (286)	G	Boston College
12	Mike Mullen (312)	LB	Tulane
13	Joe Booker (338)	RB	Miami (Ohio)
14	Greg Boyd (364)	RB	Arizona
15	Bill Palmer (389)	TE	St. Thomas
16	James Jackson (416)	DE	Norfolk St.
17	<b>Charley Wade (442)</b>	WR	Tennessee St.

x-injured reserve '73

y-taxi squad '73

## 1974

1	<b>Don Reese (26)</b>	DE	Jackson St.
2a	<b>y-Andre Tillman (38)</b>	TE	Texas Tech (from Green Bay for Jim Del Graizo)
2b	<b>Benny Malone (47)</b>	RB	Arizona St. (from Dallas in Otto Stowe deal)
2c	<b>Jeris White (52)</b>	CB	Hawaii
3	<b>Nat Moore (78)</b>	WR	Florida
4	x-Bill Stevenson (104)	DT	Drake
5	x-Cleveland Vann (130)	LB	Oklahoma St.
6a	<b>Randy Crowder (136)</b>	DT	Penn State (from Baltimore in Hubert Ginn deal)
6b	x-Bob Wolfe (156)	T	Nebraska
7a	Carl Swierc (164)	WR	Rice (from New Orleans for Jeff White)
7b	Joe Sullivan (182)	T	Boston College
8	<b>Mel Baker (208)</b>	WR	Texas Southern

## 1974

9a	<b>Tom Wickert (212)</b>	T	Washington St.
	(from Chicago for Dave McCurry)		
9b	x-Bob Lally (234)	LB	Cornell
10	x-Gary Valbuena (260)	QB	Tennessee
11	Gerry Roberts (286)	DE	UCLA
12	Jim Revels (312)	S	Florida
13	<b>x-Clayton Heath (338)</b>	RB	Wake Forest
14	Sam Johnson (364)	LB	Arizona St.
15	Larry Cates (390)	CB	Western Mich.
16	Jesus Wolf (416)	DT	Prairie View
17	Ken Dickerson (442)	CB	Tuskegee

x-signed with World Football League  
y-injured reserve '74

## 1975

1	<b>Darryl Carlton (23)</b>	T	Tampa
2a	<b>Fred Solomon (36)</b>	WR	Tampa
	(from Green Bay for Jim Del Gaizo)		
2b	<b>Stan Winfrey (49)</b>	RB	Arkansas St.
3	Gerald Hill (75)	LB	Houston
4	<b>Bruce Elia (100)</b>	LB	Ohio State
5a	<b>Morris Owens (106)</b>	WR	Arizona St.
	(from N.Y. Giants for Henry Stuckey)		
5b	<b>Barry Hill (127)</b>	S	Iowa State
6a	<b>Steve Towle (143)</b>	LB	Kansas
	(from N.Y. Jets for Larry Woods)		
6b	TO N.Y. JETS for John Mooring (153)		
7	Phillip Kent (179)	RB	Baylor
8	Barney Crawford (205)	DT	Harding
9	James Wilson (231)	G	Clark
10a	Clyde Russell (239)	RB	Oklahoma
	(from Chicago for Charley Wade)		
10b	Joe Jackson (256)	TE	Penn State
	(from Washington for Howard Kindig)		
10c	Joe Danelo (257)	K	Washington St.
11	John Dilworth (283)	CB	NW St. (La.)
12	Joe Yancey (309)	T	Henderson
13	Leonard Isabel (334)	WR	Tulsa
14a	James Lewis (339)	CB	Tennessee St.
	(from N.Y. Giants for Ed Jenkins)		
14b	Jack Graham (361)	QB	Colorado St.
15	Skip Johns (387)	RB	Carson-Newman
16	Vernon Smith (413)	C	Georgia
17	Dwaine Copeland (439)	RB	Middle Tenn.

## 1976

1a	<b>Larry Gordon (17)</b>	LB	Arizona St.
	(from Washington for Joe Theismann)		
1b	<b>x-Kim Bokamper (19)</b>	LB	San Jose St.
2	<b>Loaird McCreary (49)</b>	TE	Tennessee St.
3	<b>Duriel Harris (80)</b>	WR	New Mexico St.
4a	<b>Melvin Mitchell (98)</b>	G	Tennessee St.
	(from Detroit for Larry Ball)		
4b	TO PHILADELPHIA for Norm Bulaich (111)		
5	TO DETROIT with Larry Ball (145)		
6	<b>Gary Davis (174)</b>	RB	Cal Poly-SLO
7a	Joe Ingersoll (185)	G/T	Nev.-Las Vegas
	(from New Orleans for Mel Baker)		
7b	Johnny Owens (200)	DE	Tennessee St.
8	Bob Simpson (230)	DT	Colorado
9	<b>y-Norris Thomas (257)</b>	CB	Southern Miss.
10a	Gary Fencik (281)	S	Yale
	(from Washington for Karl Lorch)		
10b	Don Testerman (282)	RB	Clemson
11	Dexter Pride (312)	RB	Minnesota
12a	Randy Young (339)	T	Iowa State
12b	Darryl Brandford (342)	DT	Northwestern
	(from St. Louis for Rodrigo Barnes)		
13	Bernie Head (366)	C	Tulsa
14	Bob Gissler (396)	LB	S. Dakota St.

## 1976

15	Ron Holmes (423)	RB	Utah State
16	Mike Green (450)	P/WR	Ohio Univ.
17	z-Jeff Grantz (480)	QB	South Carolina

x-injured reserve '76

y-quit camp '76, active roster '77

z-remained at South Carolina as coach

## 1977

1	<b>A.J. Duhe (13)</b>	DE	Louisiana St.
2	<b>Bob Baumhower (40)</b>	DT	Alabama
3a	TO HOUSTON for Ken Ellis (70)		
3b	Mike Watson (71)	T	Miami (Ohio)
	(from Chicago for Bo Rafter)		
4	TO WASHINGTON in Jake Scott deal (97)		
5a	<b>Mike Michel (113)</b>	P/K	Stanford
	(from Tampa Bay for Ray Nettles' rights)		
5b	<b>Leroy Harris (123)</b>	RB	Arkansas St.
6	TO N.Y. GIANTS for Andy Selfridge (153)		
7	Bruce Herron (180)	LB	New Mexico
8	Horace Perkins (207)	CB	Colorado
9	Robert Turner (237)	RB	Oklahoma St.
10	Mark Carter (264)	T	Eastern Mich.
11	<b>John Alexander (291)</b>	DE	Rutgers
12	<b>Terry Anderson (321)</b>	WR	Bethune-Cookman

## 1978

1	TO SAN FRAN. in Delvin Williams deal (24)		
2	<b>Guy Benjamin (51)</b>	QB	Stanford
3a	Lyman Smith (64)	DT	Duke
	(from N.Y. Giants for Larry Csonka)		
3b	<b>Jimmy Cefalo (81)</b>	WR	Penn State
4a	<b>Gerald Small (93)</b>	CB	San Jose St.
	(from Cleveland for Paul Warfield)		
4b	<b>Eric Laakso (106)</b>	T	Tulane
5a	Ted Burgmeier (111)	S	Notre Dame
	(from Tampa Bay for Jeris White)		
5b	TO SAN FRAN. in Delvin Williams deal (133)		
6	<b>Doug Betters (163)</b>	DE	Nevada-Reno
7a	Karl Baldischwiler (178)	T	Oklahoma
	(from Cleveland for Paul Warfield)		
7b	Lloyd Henry (190)	WR	NE Missouri
8	<b>Sean Clancy (217)</b>	LB	Amherst
9	<b>Bruce Hardy (247)</b>	TE	Arizona St.
10	<b>x-Mark Dennard (274)</b>	C	Texas A&M
11	TO SEATTLE for Carl Barisich (301)		
12a	Mike Moore (331)	RB	Middle Tenn.
12b	Bill Kenney (333)	QB	Northern Colo.
	(from Denver for Jim Kiick)		

x-injured reserve '78

## 1979

1	<b>Jon Giesler (24)</b>	T	Michigan
2	<b>Jeff Toews (53)</b>	G	Washington
3a	<b>Tony Nathan (61)</b>	RB	Alabama
	(from Tampa Bay for Randy Crowder)		
3b	<b>Mel Land (63)</b>	LB	Michigan St.
	(from N.Y. Giants for Larry Csonka)		
3c	<b>Ronnie Lee (65)</b>	TE	Baylor
	(from New Orleans for Don Reese)		
3d	TO ATLANTA for Ralph Ortega (79)		
4	<b>Steve Howell (107)</b>	RB	Baylor
5	<b>Don Bessillieu (134)</b>	S	Georgia Tech
6	Steve Lindquist (162)	G	Nebraska
7	<b>Uwe von Schamann (189)</b>	K	Oklahoma
8a	Jeff Groth (206)	WR	Bowling Green
	(from Washington for Jim Mandich)		
8b	<b>Glenn Blackwood (215)</b>	S	Texas
	(from Denver for Jim Kiick)		
8c	TO TAMPA BAY for Council Rudolph (217)		
9	Jeff Weston (244)	DT	Notre Dame



## 1979

10a	Jerome Stanton (258)	CB	Michigan St. (from Detroit for Karl Baldschwiler)
10b	<b>Mike Kozlowski (272)</b>	S	Colorado
11	Mike Blanton (299)	DE	Georgia Tech
12	Larry Fortner (327)	QB	Miami (Ohio)

## 1980

1	<b>Don McNeal (21)</b>	CB	Alabama
2	<b>Dwight Stephenson (48)</b>	C	Alabama
3	<b>Bill Barnett (75)</b>	DE	Nebraska
4	<b>Elmer Bailey (100)</b>	WR	Minnesota
5	TO WASHINGTON in Benny Malone deal (132)		
6	Eugene Byrd (158)	WR	Michigan St.
7	<b>Joe Rose (185)</b>	TE	California
8a	<b>Jeff Allen (212)</b>	CB	Calif.-Davis
8b	<b>David Woodley (214)</b>	QB	Louisiana St. (from Washington for Jim Mandich)
9	Mark Goodspeed (239)	T	Nebraska
10a	Doug Lantz (271)	C	Miami (Ohio)
10b	Ben Long (272)	LB	South Dakota (from Philadelphia, past considerations)
11a	Phil Driscoll (279)	DE	Mankato St. (from San Francisco for Charles Cornelius)
11b	TO PHILADELPHIA, past considerations (298)		
12	Chuck Stone (325)	G	N. Carolina St.

## 1981

1	<b>x-David Overstreet (13)</b>	RB	Oklahoma
2a	TO LOS ANGELES in Bob Brudzinski deal (43)		
2b	<b>Andra Franklin (56)</b>	FB	Nebraska (from Los Angeles in Bob Brudzinski deal)
3	TO LOS ANGELES in Bob Brudzinski deal (69)		
4a	Sam Greene (84)	WR	Nev.-Las Vegas (from New Orleans for Guy Benjamin)
4b	Brad Wright (96)	QB	New Mexico
5a	<b>Ken Poole (126)</b>	DE	NE Louisiana
5b	<b>Tom Vigorito (138)</b>	RB	Virginia (from Philadelphia for Leroy Harris)
6a	<b>x-Mack Moore (152)</b>	DE	Texas A&M
6b	<b>Fulton Walker (154)</b>	CB	West Virginia (from Minnesota in Jim Langer deal)
7	Mike Daum (179)	T	Cal Poly-SLO
8	<b>y-William Judson (208)</b>	CB	S. Carolina St.
9	John Noonan (235)	WR	Nebraska
10	Steve Folsom (261)	TE	Utah
11	<b>Jim Jensen (291)</b>	QB	Boston Univ.
12	John Alford (318)	DT	S. Carolina St.

*x*-signed with Canadian Football League  
*y*-injured reserve '81

## 1982

1	<b>Roy Foster (24)</b>	G/T	Southern Cal
2	<b>Mark Duper (52)</b>	WR	NW St. (La.)
3	<b>Paul Lankford (80)</b>	CB	Penn State
4	<b>Charles Bowser (108)</b>	LB	Duke
5a	Bob Nelson (120)	DT	Miami (Fla.) (from Minnesota in Jim Langer deal)
5b	<b>Rich Diana (136)</b>	FB	Yale
6a	Thomas Tutson (161)	CB	S. Carolina St. (from San Diego for George Roberts)
6b	<b>Ron Hester (164)</b>	LB	Florida St.
7a	<b>Dan Johnson (170)</b>	TE	Iowa State (from New Orleans for Guy Benjamin)
7b	Larry Cowan (192)	RB	Jackson St.
8	<b>Tate Randle (220)</b>	S	Texas Tech
9a	<b>Steve Clark (239)</b>	DE	Utah (from Detroit for Steve Towle)
9b	Mack Boatner (248)	RB	SE Louisiana

## 1982

10a	Robin Fisher (271)	LB	Florida (from Philadelphia for Steve Howell)
10b	Wayne Jones (276)	C/T	Utah
11	Gary Crum (303)	T	Wyoming
12	Mike Rodrigue (331)	WR	Miami (Fla.)

## 1983

1	<b>Dan Marino (27)</b>	QB	Pittsburgh
2	<b>Mike Charles (55)</b>	DT	Syracuse
3a	<b>Charles Benson (76)</b>	DE	Baylor (from Houston in '83 draft trade-up)
3b	TO HOUSTON in '83 draft trade-up (83)		
4	TO L.A. RAMS for Eddie Hill (111)		
5	TO HOUSTON in '83 draft trade-up (139)		
6	<b>Reggie Roby (167)</b>	P	Iowa
7	Keith Woetzel (195)	LB	Rutgers
8	<b>Mark Clayton (223)</b>	WR	Louisville
9	<b>Mark Brown (250)</b>	LB	Purdue
10	Anthony Reed (278)	RB	S. Carolina St.
11	Joe Lukens (306)	G	Ohio State
12	x-Anthony Carter (334)	WR	Michigan

*x*-previously had signed with United States Football League

## 1984

1a	<b>Jackie Shipp (14)</b>	LB	Oklahoma (from Buffalo in '84 draft trade-up)
1b	TO BUFFALO in '84 draft trade-up (26)		
2	<b>Jay Brophy (53)</b>	LB	Miami (Fla.)
3a	TO BUFFALO in '84 draft trade-up (79) (from Pittsburgh in David Woodley deal)		
3b	TO BUFFALO in '84 draft trade-up (82)		
4	<b>Joe Carter (109)</b>	RB	Alabama
5	Dean May (138)	QB	Louisville
6	Roland Tatum (165)	LB	Ohio State
7	Bernard Carvalho (194)	G/T	Hawaii
8	x-Ron Landry (221)	FB	McNeese St.
9	Jim Boyle (250)	G/T	Tulane
10	John Chesley (277)	TE	Oklahoma St.
11	<b>Bud Brown (306)</b>	S	Southern Miss.
12a	William Devane (320)	DT	Clemson
12b	Mike Weingard (333)	LB	Illinois (from San Francisco for Tom Orosz)

*x*-injured reserve '84

## 1984 USFL SUPPLEMENTAL DRAFT

1	Danny Knight (26)	WR	Mississippi State (from N.J. Generals)
2	Dewey Forte (53)	DE	Bethune-Cookman (from L.A. Express)
3	Duan Hanks (82)	WR	Stephen F. Austin (from Philadelphia Stars)

## 1985

1	<b>Lorenzo Hampton (27)</b>	RB	Florida
2	TO SAN DIEGO for Pete Johnson (55)		
3a	<b>George Little (65)</b>	DT	Iowa (from Philadelphia for Mark Dennard)
3b	<b>Alex Moyer (83)</b>	LB	Northwestern
4a	<b>Mike Smith (91)</b>	CB	Texas-El Paso (from Cleveland for Duriel Harris)
4b	<b>Jeff Dellenbach (111)</b>	T	Wisconsin
5	TO DENVER for Larry Evans (139)		
6a	George Shorthose (145)	WR	Missouri (from Atlanta in Gerald Small deal)
6b	<b>Ron Davenport (167)</b>	FB	Louisville
7	<b>Fuad Reveiz (195)</b>	K	Tennessee
8	Dan Sharp (223)	TE	Texas Christian

## 1985

9	Adam Hinds (251)	S	Oklahoma St.
10	Mike Pendleton (279)	CB	Indiana
11	Mike Jones (307)	RB	Tulane
12	Ray Noble (335)	CB	California

## 1986

1	TO TAMPA BAY in Hugh Green deal (25)		
2a	TO TAMPA BAY in Hugh Green deal (40) (from Minnesota in Anthony Carter deal)		
2b	<b>John Offerdahl (52)</b>	LB	Western Michigan
3	<b>T.J. Turner (81)</b>	DT	Houston
4	<b>James Pruitt (107)</b>	WR	Cal-State Fullerton
5	Kevin Wyatt (136)	CB	Arkansas
6	Brent Sowell (163)	DT	Alabama
7	<b>Larry Kolc (181)</b>	LB	Ohio State
8	John Stuart (218)	T	Texas
9	<b>Reyna Thompson (247)</b>	CB	Baylor
10	Jeff Wickersham (274)	QB	Louisiana St.
11	Arnold Franklin (303)	TE	No. Carolina
12	<b>Rickey Isom (329)</b>	FB	N. Carolina St.

## 1987

1a	TO MINNESOTA in '87 draft trade-down (14)		
1b	<b>John Bosa (16)</b>	DE	Boston College (from Minnesota in '87 draft trade-down)
2a	<b>Rick Graf (43)</b>	LB	Wisconsin
2b	<b>Scott Schwedes (56)</b>	WR	Syracuse (from N.Y. Giants through St. Louis in '87 draft trade-up)
3	TO ST. LOUIS in '87 draft trade-up (70)		
4	<b>Troy Stradford (99)</b>	RB	Boston College
5a	TO ST. LOUIS in '87 draft trade-up (126)		
5b	TO KANSAS CITY in '87 draft trade-down (128) (from Minnesota in '87 draft trade-down)		
5c	<b>Chris Conlin (132)</b>	T/G	Penn State (from Kansas City in '87 draft trade-down)
6	Lance Sellers (155)	LB	Boise State
7	<b>Tom Brown (182)</b>	FB	Pittsburgh
8a	<b>Joel Williams (210)</b>	TE	Notre Dame
8b	<b>Mark Dennis (212)</b>	T	Illinois (from Kansas City in '87 draft trade-down)
9	<b>Tim Pidgeon (237)</b>	LB	Syracuse
10	Bobby Taylor (266)	CB	Wisconsin
11	Terance Mann (293)	DE	So. Methodist
12	x-Jim Karsatos (322)	QB	Ohio State

x-injured reserve '87

## 1988

1	<b>Eric Kumerow (16)</b>	DE	Ohio State
2	<b>Jarvis Williams (43)</b>	S	Florida
3	<b>Ferrell Edmunds (72)</b>	TE	Maryland
4	<b>Greg Johnson (99)</b>	T	Oklahoma
5	<b>Rodney Thomas (126)</b>	CB	Brigham Young
6a	x-Melvin Bratton (153)	FB	Miami (Fla.)
6b	George Cooper (156)	FB	Ohio State (from Minnesota for Greg Koch)
7	Kerwin Bell (180)	QB	Florida
8a	<b>Harry Galbreath (212)</b>	G	Tennessee
8b	<b>Louis Cheek (220)</b>	T	Texas A&M (from Denver for Larry Lee)
9	<b>Jeff Cross (239)</b>	DE	Missouri
10	Artis Jackson (266)	DT	Texas Tech
11	Tom Kelleher (292)	FB	Holy Cross
12	<b>Brian Kinchen (320)</b>	TE	Louisiana St.

x-injured/unsigned '88

## 1989

1a	<b>Sammie Smith (9)</b>	RB	Florida State
1b	<b>Louis Oliver (25)</b>	S	Florida (from Chicago in '89 draft trade-up)
2	TO CHICAGO in '89 draft trade-up (36)		
3	TO CHICAGO in '89 draft trade-up (65)		
4	David Holmes (92)	CB	Syracuse
5	<b>Jeff Uhlenhake (121)</b>	C	Ohio State
6	Wes Pritchett (147)	LB	Notre Dame
7	Jim Zdelar (176)	T	Youngstown St.
8	<b>Pete Stoyanovich (203)</b>	K	Indiana
9	x-Dana Batiste (232)	LB	Texas A&M
10a	Deval Glover (259)	WR	Syracuse
10b	Greg Ross (275)	DT	Memphis State (from Minnesota for Greg Koch)
11	<b>y-Bert Weidner (288)</b>	DT	Kent State
12	<b>J.B. Brown (315)</b>	CB	Maryland

x-injured reserve '89

y-developmental squad '89

## 1990

1	<b>Richmond Webb (9)</b>	T	Texas A&M
2	<b>Keith Sims (39)</b>	G	Iowa State
3	<b>Alfred Oglesby (66)</b>	NT	Houston
4	<b>Scott Mitchell (93)</b>	QB	Utah
5a	TO DALLAS for Scott Secules (120)		
5b	x-Leroy Holt (137)	FB	Southern Cal (from Washington in '90 draft trade-up)
6	y-Sean Vanhorse (151)	CB	Howard
7	TO CLEVELAND in '90 draft trade-down (178)		
8	Thomas Woods (205)	WR	Tennessee
9	Phil Ross (231)	TE	Oregon State
10	TO WASHINGTON in '90 draft trade-up (262)		
11	TO SAN FRANCISCO in Tim McKyer deal (289)		
12	<b>Bobby Harden (315)</b>	S	Miami (Fla.)

x-injured reserve '90

y-physically unable to perform '90

## 1991

1	<b>Randal Hill (23)</b>	WR	Miami (Fla.)
2	TO SAN FRANCISCO in Tim McKyer deal (45)		
3a	<b>Aaron Craver (60)</b>	RB	Fresno State (from Atlanta in Tim McKyer deal)
3b	TO HOUSTON for John Grimsley (79)		
4	TO WASHINGTON in '90 trade-up (103)		
5a	<b>Bryan Cox (113)</b>	LB	Western Illinois (from Cleveland in '90 trade-down)
5b	<b>Gene Williams (121)</b>	G	Iowa State (from Green Bay in '91 draft trade-up)
5c	TO GREEN BAY in '91 draft trade-up (135)		
6	TO GREEN BAY in '91 draft trade-up (164)		
7	<b>Chris Green (191)</b>	CB	Illinois
8	Roland Smith (220)	CB	Miami (Fla.)
9	<b>Scott Miller (246)</b>	WR	UCLA
10	Michael Titley (275)	TE	Iowa
11	Ernie Rogers (302)	T	California
12	Joe Brunson (331)	DT	Chattanooga

## 1992

1a	<b>Troy Vincent (7)</b>	CB	Wisconsin (from Phoenix for Randal Hill)
1b	<b>Marco Coleman (12)</b>	LB	Georgia Tech
2	x-Eddie Blake (43)	G	Auburn
3	<b>Larry Webster (70)</b>	DE	Maryland
4	<b>Dwight Hollier (97)</b>	LB	North Carolina
5	Christopher Perez (124)	T	Kansas
6	<b>Roosevelt Collins (155)</b>	LB	Texas Christian
7a	TO ATLANTA in '92 draft trade-down (182)		
7b	TO L.A. RAIDERS in '92 draft trade-down (185) (from Atlanta in '92 draft trade-down)		



## 1992

7c	<b>Dave Moore (191)</b>	TE	Pittsburgh
	(from L.A. Raiders in '92 draft trade-down)		
8	<b>Andre Powell (209)</b>	LB	Penn State
9	<b>Tony Tellington (236)</b>	CB	Youngstown St.
10	<b>Raoul Spears (267)</b>	RB	Southern Cal
11a	<b>Lee Miles (294)</b>	WR	Baylor
11b	<b>Mark Barsotti (296)</b>	QB	Fresno State
	(from L.A. Raiders in '92 draft trade-down)		
12a	<b>Milton Biggins (322)</b>	TE	West. Kentucky
12b	<b>Kameno Bell (328)</b>	RB	Illinois
	(from Atlanta in '92 draft trade-down)		

x-non-football injury '92

## 1993

1	<b>O.J. McDuffie (25)</b>	WR	Penn State
2	TO New England in Irving Fryar deal (52)		
3	<b>Terry Kirby (78)</b>	RB	Virginia
4	<b>Ronnie Bradford (105)</b>	CB	Colorado
5	<b>Chris Gray (132)</b>	T	Auburn
6	<b>Robert O'Neal (164)</b>	S	Clemson
7	<b>David Merritt (191)</b>	LB	N. Carolina St.
8	<b>Dwayne Gordon (218)</b>	LB	New Hampshire

## 1994

1a	TO GREEN BAY in '94 trade-down (16)		
1b	<b>Tim Bowers (20)</b>	DT	Mississippi
	(from Green Bay in '94 draft trade-down)		
2a	<b>Aubrey Beavers (54)</b>	LB	Oklahoma
2b	<b>Tim Ruddy (65)</b>	C	Notre Dame
	(from Arizona in '94 trade-up)		
3	TO ARIZONA in '94 trade-up (89)		
	(from Green Bay in '94 draft trade-down)		
4a	<b>Ronnie Woolfork (112)</b>	LB	Colorado
	(from Cleveland for G Gene Williams)		
4b	TO ARIZONA in '94 trade-up (115)		
	(from San Diego for WR Tony Martin)		
4c	TO ARIZONA in '94 trade-up (121)		
5	<b>William Gaines (147)</b>	DT	Florida
6	<b>Brant Boyer (177)</b>	LB	Arizona
7	<b>Sean Hill (214)</b>	CB	Montana St.

## 1995

1	<b>Billy Milner (25)</b>	T	Houston
2a	<b>Andrew Greene (53)</b>	G	Indiana
	(from Green Bay in Ingram-Jackson deals)		
2b	TO CHICAGO in Trace Armstrong deal (56)		
3	TO CHICAGO in Trace Armstrong deal (87)		
4a	TO GREEN BAY in Keith Jackson deal (117)		
	(from Green Bay for Mark Ingram)		
4b	<b>Pete Mitchell (122)</b>	TE	Boston College
5	<b>Norman Hand (158)</b>	DT	Mississippi
6	<b>Jeff Kopp (194)</b>	LB	Southern Cal
7a	<b>Corey Swinson (233)</b>	DT	Hampton
7b	<b>x-Shannon Myers (246)</b>	WR	Lenoir-Rhyne
	(compensatory pick from NFL)		

x-physically unable to perform '95

## 1996

1	<b>Daryl Gardener (20)</b>	DE	Baylor
2a	TO DALLAS in '96 trade-down (49)		
2b	TO JACKSONVILLE in '96 trade-down (60)		
	(from Dallas in '96 trade-down)		
3a	<b>Dorian Brew (79)</b>	CB	Kansas
	(from Jacksonville in '96 trade-down)		
3b	<b>Karim Abdul-Jabbar (80)</b>	RB	UCLA
4a	TO KANSAS CITY in '96 trade-down (98)		
	(from Jacksonville in '96 trade-down)		
4b	TO JACKSONVILLE in '96 trade-down (99)		
	(from Dallas in '96 trade-down)		

## 1996

4c	<b>Kirk Pointer (113)</b>	CB	Austin Peay
	(from Kansas City in '96 trade-down)		
4d	<b>Stanley Pritchett (118)</b>	FB	South Carolina
4e	<b>LaCurtis Jones (125)</b>	LB	Baylor
	(from Kansas City in '96 trade-down)		
5a	<b>Jerris McPhail (134)</b>	RB	East Carolina
	(from Jacksonville in '96 trade-down)		
5b	<b>Shane Burton (150)</b>	DE	Tennessee
	(from Jacksonville in '96 trade-down)		
5c	<b>Zach Thomas (154)</b>	LB	Texas Tech
6	<b>Shawn Wooden (189)</b>	S	Notre Dame
7a	<b>Jeff Buckley (230)</b>	T	Stanford
7b	<b>Brice Hunter (251)</b>	WR	Georgia
	(compensatory pick from NFL)		

## 1997

1	<b>x-Yatil Green (15)</b>	WR	Miami (Fla.)
2	<b>Sam Madison (44)</b>	CB	Louisville
3a	<b>Jason Taylor (73)</b>	DE	Akron
3b	<b>Derrick Rodgers (92)</b>	LB	Arizona State
	(compensatory pick from NFL)		
3c	<b>Ronnie Ward (93)</b>	LB	Kansas
	(compensatory pick from NFL)		
3d	<b>Brent Smith (96)</b>	T	Mississippi St.
	(compensatory pick from NFL)		
4a	TO ST. LOUIS in '97 trade-down (112)		
4b	<b>Jerome Daniels (121)</b>	G	Northeastern
	(from St. Louis in '97 trade-down)		
4c	TO OAKLAND in '97 trade-down (123)		
	(from San Francisco for RB Terry Kirby)		
5a	TO N.Y. JETS for T James Brown (145)		
5b	<b>Barron Tanner (149)</b>	DT	Oklahoma
	(from Kansas City for K Pete Stoyanovich)		
5c	<b>Nicholas Lopez (157)</b>	DE	Texas Southern
	(from Oakland in '97 trade-down)		
6a	<b>John Fiala (166)</b>	LB	Washington
	(from Oakland in '97 trade-down)		
6b	<b>Brian Manning (170)</b>	WR	Stanford
	(from St. Louis in '97 trade-down)		
6c	<b>Mike Crawford (173)</b>	LB	Nevada-Reno
	(from St. Louis in '97 trade-down)		
6d	<b>Ed Perry (177)</b>	TE	James Madison
7a	<b>Hudhaifa Ismaeli (203)</b>	CB	Northwestern
	(from Oakland in '97 trade-down)		
7b	TO KANSAS CITY in '96 trade-down (214)		

x-injured reserve '97

## 1998

1a	TO GREEN BAY in '98 trade-down (19)		
1b	<b>John Avery (29)</b>	RB	Mississippi
	(from Green Bay in '98 trade-down)		
2a	<b>Patrick Surtain (44)</b>	CB	Southern Miss.
	(from Carolina for 1st-round pick in 2000)		
2b	<b>Kenny Mixon (49)</b>	DE	LSU
2c	TO DETROIT in '98 trade-down (60)		
	(from Green Bay in '98 trade-down)		
3a	<b>Brad Jackson (79)</b>	LB	Cincinnati
	(from Detroit in '98 trade-down)		
3b	<b>x-Larry Shannon (82)</b>	WR	East Carolina
4a	<b>Lorenzo Bromell (102)</b>	DE	Clemson
	(from Philadelphia in '98 trade-up)		
4b	TO PHILADELPHIA in '98 trade-up (112)		
5a	TO PHILADELPHIA in '98 trade-up (142)		
5b	<b>Scott Shaw (143)</b>	G	Michigan State
	(from Detroit in '98 trade-down)		
6a	<b>Nathan Strikerwerda (171)</b>	C	Northwestern
6b	<b>John Dutton (172)</b>	QB	Nevada
	(from Detroit in '98 trade-down)		
7	<b>Jim Dunder (210)</b>	G	Clemson

x-injured reserve '98

## 1999

1a	TO SAN FRANCISCO in '99 draft trade-down (24)
1b	TO DETROIT in '99 draft trade-down (27)
2a	<b>J.J. Johnson (39)</b> RB Mississippi State (from Detroit in '99 draft trade-down)
2b	<b>Rob Konrad (43)</b> FB Syracuse (from Kansas City in '99 draft trade-up)
2c	TO KANSAS CITY in '99 draft trade-up (54)
3a	TO DETROIT in '99 draft trade-down (70) (from Detroit in '99 draft trade-down)
3b	<b>Grey Ruegamer (72)</b> C Arizona State (from Detroit in '99 draft trade-down)
3c	TO KANSAS CITY in '99 draft trade-up (84)
4	TO MINNESOTA for signing TE Hunter Goodwin (120)
5a	<b>Cecil Collins (134)</b> RB McNeese State (from San Francisco in '99 draft trade-down)
5b	Bryan Jones (142) LB Oregon State (from Detroit in '99 draft trade-down)
5c	TO SAN FRANCISCO for G Kevin Gogan (157)
6	<b>Brent Bartholomew</b> P Ohio State (192)
7a	TO N.Y. GIANTS for RB Tyrone Wheatley (231)
7b	<b>x-Jermaine Haley</b> DT Butte College (232) (from Detroit in '99 draft trade-down)
7c	y-Joe Wong (244) T Brigham Young (compensatory pick from NFL)

x-previously under contract with CFL  
z-injured reserve '99

## 2000

1	TO CAROLINA in '98 draft trade-up (23)
2	<b>Todd Wade (53)</b> T Mississippi
3	<b>Ben Kelly (84)</b> CB Colorado
4	<b>Deon Dyer (117)</b> FB North Carolina
5	<b>Arturo Freeman (152)</b> S South Carolina
6a	<b>Ernest Grant (167)</b> DT Arkansas-Pine Bluff (from Cleveland for RB Karim Abdul-Jabbar)
6b	TO KANSAS CITY in '99 draft trade-down (188)
7a	TO SAN FRANCISCO for QB Jim Druckenmiller (230)
7b	x-Jeff Harris (232) CB Georgia (from Chicago for P Brent Bartholomew)

x-injured reserve '00

## 2001

1	<b>Jamar Fletcher (26)</b> CB Wisconsin
2a	<b>Chris Chambers (52)</b> WR Wisconsin (from Indianapolis through Dallas in '01 draft trade-up)
2b	TO DALLAS in '01 draft trade-up (56)
3a	<b>Travis Minor (85)</b> RB Florida State
3b	<b>Morlon Greenwood (88)</b> LB Syracuse (from Philadelphia in '01 draft trade-up)
4	TO DALLAS in '01 draft trade-up (122)
5	<b>Shawn Draper (156)</b> T Alabama
6a	Brandon Winey (164) T Louisiana State (from San Diego for WR Nate Jacquet)
6b	Josh Heupel (177) QB Oklahoma (from Washington for DT Barron Tanner)
6c	Otis Leverette (187) DE UAB (from Philadelphia in '01 draft trade-up)
6d	Rick Crowell (188) LB Colorado State
7a	TO CHICAGO for TE Alonzo Mayes (208) (from Chicago for P Brent Bartholomew)
7b	TO WASHINGTON for P Matt Turk (224)

## 2002

1	TO NEW ORLEANS in RB Ricky Williams deal (25)
2	TO PHILADELPHIA in '01 draft trade-up (59)
3	<b>Seth McKinney (90)</b> C Texas A&M

## 2002

4a	<b>Randy McMichael (114)</b> TE Georgia (from New Orleans in RB Ricky Williams deal)
4b	TO NEW ORLEANS in RB Ricky Williams deal (125)
5a	<b>Omare Lowe (161)</b> CB Washington
5b	<b>Sam Simmons (170)</b> WR Northwestern (compensatory pick from NFL)
6	to Chicago in QB Cade McNown deal (199)
7a	TO DALLAS for WR Jeff Ogden (237)
7b	<b>Leonard Henry (241)</b> RB East Carolina (from Chicago in QB Cade McNown deal)

## 2003

1	TO NEW ORLEANS in RB Ricky Williams deal (18)
2	<b>z-Eddie Moore (49)</b> LB Tennessee
3a	<b>Wade Smith (78)</b> T Memphis (from New England for 2nd-round pick in 2004)
3b	<b>Taylor Whitley (87)</b> G Texas A&M
4	TO CAROLINA for DE Jay Williams (119)
5a	<b>Donald Lee (156)</b> TE Mississippi State
5b	<b>J.R. Tolver (169)</b> WR San Diego State (compensatory pick from NFL)
6a	<b>Corey Jenkins (181)</b> LB South Carolina
6b	TO CHICAGO in QB Cade McNown deal (191) (from Carolina in draft trade-up)
6c	Tim Provost (209) T San Jose State (compensatory pick from NFL)
6d	<b>x-Yeremiah Bell (213)</b> S Eastern Kentucky (compensatory pick from NFL)
7a	TO CAROLINA in draft trade-up (226) (from Washington for signing DT Jermaine Haley)
7b	TO WASHINGTON for QB Sage Rosenfels (232)
7c	TO CAROLINA in draft trade-up (247) (from Tampa Bay for T Cornell Green)
7d	y-Davern Williams (248) DT Troy State (compensatory pick from NFL)

x-practice squad '03  
y-injured reserve '03

## 2004

1a	<b>Vernon Carey (19)</b> G/T Miami (Fla.) (from Minnesota in 2004 draft trade-up)
1b	TO MINNESOTA in 2004 draft trade-up (20)
2	TO NEW ENGLAND for 3rd-round pick in 2004 (56)
3	TO GREEN BAY in 2004 draft trade-down (87)
4a	<b>Will Poole (102)</b> CB Southern California (from Jacksonville through Green Bay in 2004 draft trade-down)
4b	TO MINNESOTA in 2004 draft trade-up (119)
5a	TO BALTIMORE in 2004 draft trade-down (153) (from Green Bay in 2004 draft trade-down)
5b	TO SAN DIEGO for LB Junior Seau (154)
5c	<b>Tony Bua (160)</b> LB Arkansas (from Baltimore in 2004 draft trade-down)
6a	<b>Rex Hadnot (174)</b> C Houston (from Atlanta in 2004 draft trade-up)
6b	TO ATLANTA in 2004 draft trade-up (186)
7a	TO ATLANTA in 2004 draft trade-up (219) (from New Orleans for LB Derrick Rodgers)
7b	x-Tony Pape (221) T Michigan
7c	<b>Derrick Pope (222)</b> LB Alabama (from Baltimore in 2004 draft trade-down)

x-practice squad '04

## 2005

1	<b>Ronnie Brown (2)</b> RB Auburn
2a	TO PHILADELPHIA for QB A.J. Feeley (35)
2b	<b>Matt Roth (46)</b> DE Iowa (from Kansas City in CB Patrick Surtain deal)
3a	TO ST. LOUIS for RB Lamar Gordon (66)

## 2005

3b	<b>Channing Crowder (70)</b>	LB	Florida
	(from Chicago in Booker-Ogunleye deal)		
4	<b>Travis Daniels (104)</b>	CB	LSU
5a	TO KANSAS CITY in CB Patrick Surtain deal (138)		
5b	<b>Anthony Alabi (162)</b>	T	TCU
	(from Kansas City in CB Patrick Surtain deal)		
6	TO SAN DIEGO in WR David Boston deal (177)		
7	<b>x-Kevin Vickerson (216)</b>	DT	Michigan State

x-injured reserve '05

## 2006

1	<b>Jason Allen (16)</b>	S	Tennessee
2	To Minnesota for QB Daunte Culpepper (51)		
3	<b>Derek Hagan (82)</b>	WR	Arizona State
4	<b>x-Joe Toledo (114)</b>	T	Washington
5	Exercised in 2005 supplemental draft for Manny Wright (149)		
6	To San Diego in Cleo Lemon-A.J. Feeley trade (188)		
7a	<b>Frederick Evans (212)</b>	DT	Texas State
	(from Green Bay in Brad Bedell trade)		
7b	<b>y-Rodrique Wright (226)</b>	DT	Texas
7c	Devin Aromashodu (233)	WR	Auburn
	(from Chicago in John Owens-B. Ayanbadejo trade)		

x-injured reserve '06

y-reserve/NFI '06

## 2007

1	<b>Ted Ginn Jr. (9)</b>	WR	Ohio State
2a	<b>John Beck (40)</b>	QB	Brigham Young
2b	<b>Samson Satele (60)</b>	C/G	Hawaii
	(from New England in Wes Welker trade)		
3	<b>Lorenzo Booker (71)</b>	RB	Florida State
4	<b>Paul Soliai (108)</b>	DT	Utah
5	TO DETROIT for QB Joey Harrington (145)		
6a	<b>Reagan Mauia (181)</b>	FB	Hawaii
6b	<b>x-Drew Mornino (199)</b>	C	Central Michigan
	(from New Orleans for K Olindo Mare)		
7a	<b>Kelvin Smith (219)</b>	LB	Syracuse
7b	<b>Brandon Fields (225)</b>	P	Michigan State
	(from St. Louis for signing of RFA P Donnie Jones)		
7c	<b>Abraham Wright (238)</b>	LB	Colorado
	(from New England in Wes Welker trade)		

x-injured reserve '07

## 2008

1	<b>Jake Long (1)</b>	T	Michigan
2a	<b>Phillip Merling (32)</b>	DE	Clemson
2b	<b>Chad Henne (57)</b>	QB	Michigan
	(from San Diego for WR Chris Chambers)		
3a	TO DETROIT in draft trade-down (64)		
3b	<b>Kendall Langford (66)</b>	DE	Hampton
	(from Detroit in draft trade-down)		
4a	TO DALLAS for LB Akin Ayodele and TE Anthony Fasano (100)		
4b	<b>Shawn Murphy (110)</b>	G	Utah State
	(from Chicago in draft trade-up)		
4c	TO CHICAGO in draft trade-up (115)		
	(from Philadelphia for RB Lorenzo Booker)		
5	TO KANSAS CITY for QB Trent Green (136)		
6a	TO DALLAS in DT Jason Ferguson trade (167)		
6b	<b>Jalen Parmele (176)</b>	RB	Toledo
	(from Detroit in draft trade-down)		
6c	<b>Donald Thomas (195)</b>	G	Connecticut
	(from Dallas in DT Jason Ferguson trade)		
6d	<b>Lex Hilliard (204)</b>	RB	Montana
	(compensatory pick from NFL)		

## 2008

7a	TO CHICAGO in draft trade-up (208)		
7b	<b>Lionel Dotson (245)</b>	DE	Arizona
	(compensatory pick from NFL)		

## 2009

1	<b>Vontae Davis (25)</b>	CB	Illinois
2a	<b>Pat White (44)</b>	QB/WR	West Virginia
	(from Washington in DE Jason Taylor trade)		
2b	TO INDIANAPOLIS in draft trade-down (56)		
2c	<b>Sean Smith (61)</b>	CB	Utah
	(from Indianapolis in draft trade-down)		
3	<b>Patrick Turner (87)</b>	WR	Southern Cal
4a	<b>Brian Hartline (108)</b>	WR	Ohio State
	(from Oakland in C Samson Satele trade)		
4b	TO OAKLAND in C Samson Satele trade (126)		
5a	<b>John Nalbone (161)</b>	TE	Monmouth
5b	<b>Chris Clemons (165)</b>	S	Clemson
	(from Indianapolis in draft trade-down)		
6a	<b>Andrew Gardner (181)</b>	T	Georgia Tech
	(from Oakland in C Samson Satele trade)		
6b	TO DALLAS for NT Jason Ferguson (197)		
7a	<b>J.D. Folsom (214)</b>	LB	Weber State
	(from Cleveland for CB Travis Daniels)		
7b	TO JACKSONVILLE for DE Tony McDaniel (232)		
7c	TO KANSAS CITY in draft trade-down (237)		
	(from Carolina for QB Josh McCown)		

## 2010

1a	TO SAN DIEGO in draft trade-down (12)		
1b	<b>Jared Odrick (28)</b>	DE	Penn State
	(from San Diego in draft trade-down)		
2a	<b>Koa Misi (40)</b>	LB	Utah
	(from San Diego in draft trade-down)		
2b	TO DENVER in WR Brandon Marshall trade (43)		
3	<b>John Jerry (73)</b>	G	Mississippi
4a	TO SAN DIEGO in draft trade-down (110)		
4b	<b>x-A.J. Edds (119)</b>	LB	Iowa
	(from Dallas in draft trade-up)		
4c	TO DALLAS in draft trade-up (126)		
	(from San Diego in draft trade-down)		
5a	TO KANSAS CITY for QB Tyler Thigpen (142)		
5b	<b>Nolan Carroll (145)</b>	CB	Maryland
	(from San Francisco for WR Ted Ginn, Jr.)		
5c	<b>Reshad Jones (163)</b>	S	Georgia
	(from Washington in draft trade-up)		
6a	TO SAN DIEGO in draft trade-down (173)		
	(from Kansas City for OL Andy Allen and Ikechuku Ndukwe)		
6b	TO WASHINGTON in draft trade-up (174)		
6c	TO DALLAS in draft trade-up (179)		
7a	Chris McCoy (212)	LB	Middle Tennessee
	(from Kansas City in 2009 draft trade-down)		
7b	TO WASHINGTON in draft trade-up (219)		
7c	<b>Austin Spitzer (252)</b>	LB	Ohio State
	(compensatory pick from NFL)		

x-injured reserve '10

## 2011

1	<b>Mike Pouncey (15)</b>	G/C	Florida
2a	TO DENVER for WR Brandon Marshall (46)		
2b	<b>Daniel Thomas (62)</b>	RB	Kansas State
	(from Washington in draft trade-up)		
3	TO WASHINGTON in draft trade-up (79)		
4	<b>Clyde Gates (111)</b>	WR	Abilene Christian

## 2011

5	TO WASHINGTON in draft trade-up (146)		
6a	<b>Charles Clay (174)</b>	TE	Tulsa
	(from Green Bay in draft trade-up)		
6b	TO GREEN BAY in draft trade-up (179)		
7a	TO WASHINGTON in draft trade-up (217)		
7b	TO GREEN BAY in draft trade-up (218)		
	(from Jacksonville for G Justin Smiley)		
7c	Frank Kearse (231)	DT	Alabama A&M
	(from Green Bay in draft trade-up)		
7d	<b>Jimmy Wilson (235)</b>	CB	Montana
	(compensatory pick from NFL)		

## 2012

1	<b>Ryan Tannehill (8)</b>	QB	Texas A&M
2	<b>Jonathan Martin (42)</b>	T	Stanford
3a	<b>Olivier Vernon (72)</b>	DE	Miami (Fla.)
3b	TO SAN DIEGO in draft trade-down (73)		
	(from Chicago in WR Brandon Marshall trade)		
3c	<b>Michael Egnew (78)</b>	TE	Missouri
	(from San Diego in draft trade-down)		
4a	<b>Lamar Miller (97)</b>	RB	Miami (Fla.)
	(from San Francisco in draft trade-up)		
4b	TO San Francisco in draft trade-up (103)		
5a	TO TENNESSEE in draft trade-down (145)		
5b	<b>Josh Kaddu (155)</b>	LB	Oregon
	(from Tennessee in draft trade-down)		
6a	TO NEW ORLEANS in Reggie Bush trade (179)		
6b	B.J. Cunningham (183)	WR	Michigan State
6c	TO SAN FRANCISCO in draft trade-up (196)		
	(from New Orleans in Reggie Bush trade)		
7a	<b>Kheeston Randall (215)</b>	DT	Texas
7b	<b>Rishard Matthews (227)</b>	WR	Nevada
	(from Tennessee in draft trade-down)		

## 2013

1a	<b>Dion Jordan (3)</b>	DE	Oregon
	(from Oakland in draft trade-up)		
1b	TO OAKLAND in draft trade-up (12)		
2a	TO OAKLAND in draft trade-up (42)		
2b	<b>Jamar Taylor (54)</b>	CB	Boise State
	(from Indianapolis in CB Vontae Davis trade)		
3a	<b>Dallas Thomas (77)</b>	G/T	Tennessee
3b	TO NEW ORLEANS in draft trade down (82)		
	(from Chicago in WR Brandon Marshall trade)		
3c	<b>Will Davis (93)</b>	CB	Utah State
	(from Green Bay in draft trade-up)		
4a	<b>Jelani Jenkins (104)</b>	LB	Florida
4b	<b>Dion Sims (106)</b>	TE	Michigan St.
	(from New Orleans in draft trade-down)		
4c	TO GREEN BAY in draft trade-up (109)		
	(from New Orleans in draft trade-down)		
4d	TO CLEVELAND in Davone Bess trade (111)		
5a	TO GREEN BAY in draft trade-up (146)		
5b	<b>Mike Gillislee (164)</b>	RB	Florida
	(from Cleveland in Davone Bess trade)		
5c	<b>Caleb Sturgis (166)</b>	K	Florida
	(compensatory pick from NFL)		
6	TO San Francisco in 2012 draft trade-up (180)		
7a	TO Cleveland in Davone Bess trade (217)		
7b	TO GREEN BAY in draft trade-up (224)		
	(from Dallas for G/C Ryan Cook)		
7c	<b>Don Jones (250)</b>	S	Arkansas St.
	(compensatory pick from NFL)		

## 2014

1	<b>Ja'Wuan James (19)</b>	T	Tennessee
2a	TO SAN DIEGO in draft trade down (50)		

## 2014

2b	TO SAN FRANCISCO in draft trade down (57)		
	(from San Diego in draft trade down)		
2c	<b>Jarvis Landry (63)</b>	WR	Louisiana State
	(from San Francisco in draft trade-down)		
3a	<b>Billy Turner (67)</b>	G	North Dakota St.
	(from Oakland in draft trade-up)		
3b	TO OAKLAND in draft trade-up (81)		
4a	TO OAKLAND in draft trade-up (116)		
4b	<b>Walt Aikens (125)</b>	CB	Liberty
	(from San Diego in draft trade-down)		
5a	x-Arthur Lynch (155)	TE	Georgia
5b	<b>Jordan Tripp (171)</b>	LB	Montana
	(from San Francisco in draft trade-down)		
6	<b>Matt Hazel (190)</b>	WR	Coastal Carolina
7	<b>Terrence Fede (234)</b>	DE	Marist College

x-injured reserve '14

## 2015

1	<b>DeVante Parker (14)</b>	WR	Louisville
2a	TO PHILADELPHIA in draft trade-down (47)		
2b	<b>Jordan Phillips (52)</b>	DT	Oklahoma
3	TO NEW ORLEANS in WR Kenny Stills trade (78)		
4	<b>Jamil Douglas (114)</b>	G	Arizona State
5a	<b>Bobby McCain (145)</b>	CB	Memphis
	(from Philadelphia in draft trade-down)		
5b	<b>Jay Ajayi (149)</b>	RB	Boise State
	(from Minnesota in WR Mike Wallace trade)		
5c	Cedric Thompson (150)	S	Minnesota
5d	<b>Tony Lippett (156)</b>	CB	Michigan State
	(from Philadelphia in draft trade-down)		
6	TO PHILADELPHIA in draft trade down (191)		
7a	TO BALTIMORE for T Bryant McKinnie (231)		
7b	TO MINNESOTA in WR Mike Wallace trade (232)		
	(from San Francisco for T Jonathan Martin)		

## 2016

1a	TO PHILADELPHIA in Alonso/Maxwell trade (8)		
1b	<b>Laremy Tunsil (13)</b>	G/T	Mississippi
	(from Philadelphia in Alonso/Maxwell trade)		
2a	<b>Xavier Howard (38)</b>	CB	Baylor
	(from Baltimore in draft trade-up)		
2b	TO BALTIMORE in draft trade-up (42)		
3a	<b>Kenyan Drake (73)</b>	RB	Alabama
3b	<b>Leonte Carroo (86)</b>	WR	Rutgers
	(from Minnesota in draft trade-up)		
4	TO BALTIMORE in draft trade-up (107)		
5	TO NEW ENGLAND in draft trade-down (147)		
6a	TO MINNESOTA in draft trade-up (186)		
6b	<b>Jakeem Grant Sr. (186)</b>	WR	Texas Tech
	(from Minnesota in draft trade-up)		
6c	TO MINNESOTA in draft trade-up (196)		
	(from New England in draft trade-down)		
6d	<b>Jordan Lucas (204)</b>	CB	Penn State
	(from New England in draft trade-down)		
7a	<b>Brandon Doughty (223)</b>	QB	Western Kentucky
	(from Cleveland in Jamar Taylor trade)		
7b	TO MINNESOTA in draft trade-up (227)		
	(from Baltimore for CB Will Davis)		
7c	<b>Thomas Duarte (231)</b>	TE	UCLA
7d	TO CLEVELAND in Jamar Taylor trade (250)		
	(from New England in draft trade-down)		

## 2017

1	<b>Charles Harris (22)</b>	DE	Missouri
2	<b>x-Raekwon McMillan (54)</b>	LB	Ohio State
3a	TO MINNESOTA in 2016 draft trade-up (86)		

## 2017

3b	<b>Cordrea Tankersley (97)</b>	CB	Clemson
	(compensatory pick from NFL)		
4	TO MINNESOTA in 2016 draft trade-up (128)		
5a	<b>Isaac Asiata (164)</b>	G	Utah
	(from Philadelphia in draft trade-up)		
5b	TO PHILADELPHIA in draft trade-up (166)		
5c	<b>Davon Godchaux (178)</b>	DT	LSU
	(compensatory pick from NFL)		
5d	TO PHILADELPHIA in draft trade-up (184) (compensatory pick from NFL)		
6a	<b>Vincent Taylor (194)</b>	DT	Oklahoma State
	(from Philadelphia in draft trade-up)		
6b	TO L.A. RAMS in DT William Hayes trade (206)		
7a	TO TAMPA BAY in draft trade-down (223) (from L.A. Rams in DT William Hayes trade)		
7b	<b>x-Isaiah Ford (237)</b>	WR	Virginia Tech
7c	TO JACKSONVILLE in TE Julius Thomas trade (240)		

x-injured reserve '17

## 2018

1	<b>Minkah Fitzpatrick (11)</b>	S	Alabama
2	<b>Mike Gesicki (42)</b>	TE	Penn State
3	<b>Jerome Baker (73)</b>	LB	Ohio State
4a	TO L.A. RAMS in Robert Quinn trade (111)		
4b	<b>Durham Smythe (123)</b>	TE	Notre Dame
	(from Cleveland in Jarvis Landry trade)		
4c	<b>Kalen Ballage (131)</b>	RB	Arizona State
	(from Philadelphia in Jay Ajayi trade)		
5	TO NEW ORLEANS in Stephone Anthony trade (147)		
6a	TO L.A. RAMS in Robert Quinn trade (183)		
6b	<b>Cornell Armstrong (209)</b>	CB	Southern Miss
	(from L.A. Rams in Robert Quinn trade)		
7a	TO SAN FRANCISCO in Daniel Kilgore trade (223) (from Tampa Bay in 2017 draft trade-down)		
7b	Quentin Poling (227)	LB	Ohio
	(from San Francisco in Kilgore trade)		
7c	<b>Jason Sanders (229)</b>	K	New Mexico

## 2019

1	<b>Christian Wilkins (13)</b>	DT	Clemson
2a	TO NEW ORLEANS in draft trade-down (48)		
2b	TO ARIZONA in Josh Rosen trade (62) (from New Orleans in draft trade-down)		
3	<b>Michael Deiter (78)</b>	OL	Wisconsin
4	TO NEW ORLEANS in draft trade down (116)		
5	<b>Andrew Van Ginkel (151)</b>	LB	Wisconsin
6a	TO TENNESSEE in Ryan Tannehill trade (188)		
6b	<b>Isaiah Prince (202)</b>	T	Ohio State
	(from New Orleans in draft trade-down)		
7a	TO DETROIT in Akeem Spence trade (229)		
7b	<b>Chandler Cox (233)</b>	RB	Auburn
	(from Tennessee in Ryan Tannehill trade)		
7c	<b>Myles Gaskin (234)</b>	RB	Washington
	(from Cleveland in the Jarvis Landry trade)		

## 2020

1a	<b>Tua Tagovailoa (5)</b>	QB	Alabama
1b	<b>Austin Jackson (18)</b>	T	USC
	(from Pittsburgh in Minkah Fitzpatrick trade)		
1c	TO GREEN BAY in draft trade-down (26) (from Houston in Laremy Tunsil/Kenny Stills trade)		
1d	<b>Noah Igbinoghene (30)</b>	CB	Auburn
	(from Green Bay in draft trade-down)		
2a	<b>Robert Hunt (39)</b>	T	Louisiana-Lafayette
2b	<b>Raekwon Davis (56)</b>	DT	Alabama
	(from New Orleans in 2019 draft trade)		
3	<b>Brandon Jones (70)</b>	S	Texas

## 2020

4a	<b>Solomon Kindley (111)</b>	G	Georgia
	(from Houston in draft trade-up) (TO HOUSTON in Laremy Tunsil/Kenny Stills trade)		
4b	TO PITTSBURGH in Minkah Fitzpatrick trade (135) (from Tennessee in Ryan Tannehill trade)		
4c	TO HOUSTON in draft trade-up (136) (from Green Bay in draft trade-down)		
4d	TO HOUSTON in draft trade-up (141) (compensatory pick from NFL)		
5a	TO SAN FRANCISCO in Matt Breida trade (153) (from Arizona in Kenyan Drake trade) (TO ARIZONA in Josh Rosen trade)		
5b	<b>Jason Strowbridge (154)</b>	DE	North Carolina
	(from Pittsburgh in Minkah Fitzpatrick trade)		
5c	Curtis Weaver (164)	DE	Boise State
	(from Philadelphia in draft trade-up)		
5d	TO PHILADELPHIA in draft trade-up (173) (from L.A. Rams in Aqib Talib trade)		
6a	<b>Blake Ferguson (185)</b>	LS	LSU
6b	TO INDIANAPOLIS in Evan Boehm trade (197) (from Dallas in Robert Quinn trade)		
7a	TO MINNESOTA in Danny Isidora trade (219)		
7b	TO PHILADELPHIA in draft trade-up (227) (from Indianapolis in Evan Boehm trade)		
7c	<b>Malcolm Perry (246)</b>	RB	Navy
	(from Kansas City in Jordan Lucas trade)		
7d	TO SEATTLE in draft trade (251) (compensatory pick from NFL)		

## 2021

1a	TO SAN FRANCISCO in pick-swap trade (3) (from Houston in Laremy Tunsil/Kenny Stills trade)		
1b	<b>Jaylen Waddle (6)</b>	WR	Alabama
	(from Philadelphia in pick-swap trade)		
1c	TO PHILADELPHIA in pick swap trade (12) (from San Francisco in pick-swap trade)		
1d	<b>Jaelan Phillips (18)</b>	LB	Miami (FL)
2a	<b>Jeovan Holland (36)</b>	S	Oregon
	(from Houston in Laremy Tunsil/Kenny Stills trade)		
2b	<b>Liam Eichenberg (42)</b>	T	Notre Dame
	(from N.Y. Giants in draft trade-up)		
2c	TO N.Y. GIANTS in draft trade-up (50)		
3	<b>Hunter Long (81)</b>	TE	Boston College
4a	TO LAS VEGAS in Lynn Bowden Jr. trade (121) (from Las Vegas in Raekwon McMillan trade)		
4b	TO PHILADELPHIA in pick-swap trade (123)		
5a	TO PITTSBURGH in draft trade-down (156) (from Philadelphia in pick-swap trade)		
5b	TO LAS VEGAS in Raekwon McMillan trade (162)		
6a	TO HOUSTON in Laremy Tunsil/Kenny Stills trade (202)		
6b	TO HOUSTON in Benardrick McKinney trade (203) (from Las Vegas in Lynn Bowden Jr. trade)		
6c	TO KANSAS CITY in DeAndre Washington trade (207) (from Pittsburgh in Minkah Fitzpatrick trade)		
6d	TO CHICAGO in Adam Shaheen trade (208) (from Seattle in 2020 draft trade-down)		
7a	Larnel Coleman (231)	T	Massachusetts
	(from Houston in Benardrick McKinney trade)		
7b	TO TENNESSEE in Isaiah Wilson trade (232) (from Atlanta in Charles Harris trade)		
7c	Gerrid Doaks (244)	RB	Cincinnati
	(from Washington in Ereck Flowers trade)		
7d	TO PITTSBURGH in Minkah Fitzpatrick trade (245)		
7e	TO WASHINGTON in Ereck Flowers trade (258) (from Kansas City in DeAndre Washington trade)		

## 2022

1a	TO PHILADELPHIA in 2021 pick-swap trade (15)		
1b	TO KANSAS CITY in Tyreek Hill trade (29)		

## 2022

	(from San Francisco in pick-swap trade)
2	TO KANSAS CITY in Tyreek Hill trade (50)
3a	TO N.Y. GIANTS in 2021 draft trade-up (81)
3b	Channing Tindall (102) LB Georgia (from San Francisco in 2021 pick-swap trade)
4a	TO KANSAS CITY in Tyreek Hill trade (121)
4b	Erik Ezukanma (125) WR Texas Tech (from Pittsburgh in 2021 draft trade)
5	TO NEW ENGLAND in DeVante Parker trade (158)
6	TO BALTIMORE in Greg Mancz trade (196)
7a	Cameron Goode OLB California (from Baltimore in Greg Mancz trade)
7b	TO L.A. RAMS in Aqib Talib trade (238)
7c	TO CAROLINA in Greg Little trade (242)
7d	Skylar Thompson QB Kansas State (from Tennessee in Isaiah Wilson trade)

## 2023

1a	Forfeited (21)
1b	TO DENVER in Bradley Chubb trade (29) (from San Francisco in pick-swap trade)
2	Cam Smith (51) CB South Carolina
3a	TO L.A. RAMS in Jalen Ramsey trade (77) (from New England in DeVante Parker trade)
3b	De'Von Achane RB Texas A&M
4a	TO KANSAS CITY in Tyreek Hill trade (122)
5	TO SAN FRANCISCO in Jeff Wilson Jr. trade (155)
6a	TO KANSAS CITY in Tyreek Hill trade (178)
6b	Elijah Higgins (197) TE Stanford
7	Ryan Hayes (238) T Michigan

## FIRST ROUND BY POSITION

POSITION	TOP PICK	FIRST ROUND
Offensive Line	13#	12
Defensive Line	12	12
Running Back	8*	7
Defensive Back	7*	8
Wide Receiver	7*	6
Linebacker	4##	5
Quarterback	5*	5
Tight End	1*	0
Kicker/Punter	0	0

\* Includes one selection in second round # Includes two selections in second round and one in third round  
## Includes two selections in second round

## ALL-TIME DRAFT BY POSITION

POSITION	NO.
Offensive Line	121
Defensive Line	103
Defensive Back	102
Linebacker	88
Running Back	86
Wide Receiver	67
Tight End	44
Quarterback	31
Kicker	9
Punter	4
Long Snapper	1

## ALL-TIME TRADES

### 1966

- 1/15 LB Ron Caveness to Houston for rights to QB Billy Anderson (1965 redshirt draftee of Houston)
- 7/3 13th (318th overall) round pick in 1967 to Buffalo for QB George Wilson, Jr.
- 8/30 RB Jack Spikes to Buffalo for 5th (129th overall) round pick in 1967
- 11/10 3rd (58th overall) and 5th (110th overall) round picks in 1967 to Denver for RB Cookie Gilchrist
- 11/10 DT Jerry Oliver to Denver for 12th (295th overall) round pick in 1967
- 11/10 8th (186th overall) round pick in 1967 to Oakland for TE Bill Cronin

### 1967

- 4/4 T Nick DeFelice to N.Y. Jets for C Mike Hudock
- 5/4 TE Bill Cronin to Denver for DT Ray Jacobs
- 6/27 DE Earl Faison, RB Cookie Gilchrist, G Earnie Park and QB George Wilson, Jr., to Denver for RB Abner Haynes, LB Jerry Hopkins, DE Danny La Rose and 6th (142nd overall) round pick in 1968
- 7/25 4th (91st overall) round pick in 1968 to Denver for LB John Bramlett

## 1967

- 9/5 TE Dave Kocourek to Oakland for 8th (217th overall) round pick in 1968
- 9/26 8th (200th overall) round pick in 1968 to N.Y. Jets for QB Archie Roberts
- 12/3 QB Jon Brittenum to San Diego for 3rd (73rd overall) round pick in 1968
- 12/27 QB John Stofa to Cincinnati for 1st (27th overall) and 2nd (54th overall) round picks in 1968
- 12/27 QB Billy Anderson to Houston for 9th (240th overall) round pick in 1968

## 1968

- 8/19 LB Tom Erlandson to San Diego for 7th (174th overall) round pick in 1969
- 8/21 WR John Roderick to Oakland for 5th (128th overall) round pick in 1969

## 1969

- 3/24 LB John Bramlett, QB Kim Hammond and 5th (107th overall) round pick in 1970 to Boston for LB Nick Buoniconti
- 7/2 CB Mack Lamb to San Diego for G Larry Little

## 1970

- 1/27 1st (3rd overall) round pick in 1970 to Cleveland for WR Paul Warfield
- 4/13 1st (22nd overall) round pick in 1971 to Baltimore as compensation for Head Coach Don Shula
- 5/1 CB Dick Westmoreland to Minnesota for G Bookie Bolin
- 5/1 S Tom Beier to San Francisco for T/C Lance Olssen
- 5/18 WR Jack Clancy to Green Bay as compensation for TE Marv Fleming
- 8/31 8th (203rd overall) round pick in 1971 to Pittsburgh for C Bob DeMarco
- 9/15 5th (126th overall) round pick in 1971 to Pittsburgh for WR Willie Richardson

## 1971

- 9/1 2nd (51st overall) round pick in 1972 to Cleveland for LB Bob Matheson
- 9/8 C Carl Mauck to San Diego for DT Tony Liscio and 4th (91st overall) round pick in 1972
- 11/23 QB John Stofa to Denver for 7th (161st overall) round pick in 1972
- 11/23 10th (259th overall) round pick in 1972 to Houston for DE Russell Price

## 1972

- 6/7 LB Dale Farley to Buffalo for DT Jim Dunaway
- 6/7 1st (26th overall) round pick in 1973 to Buffalo for WR Marlin Briscoe
- 8/22 DT Frank Cornish to Buffalo for G/C Howard Kindig and 5th (111th overall) round pick in 1973
- 8/28 T Wayne Mass to New England for 7th (160th overall) round pick in 1973
- 9/26 C Bob DeMarco to Cleveland for 7th (178th overall) round pick in 1973
- 9/26 G/C Bill Griffin to New England for 7th (163rd overall) round pick in 1973

## 1973

- 8/10 CB Dave McCurry to Chicago for 9th (212th overall) round pick in 1974
- 8/22 QB Jim Del Gaizo to Green Bay for 2nd (38th overall) round pick in 1974 and 2nd (36th overall) round pick in 1975
- 8/27 DT Mike Kadish to Buffalo for C/G Irv Goode
- 8/29 K Jeff White to New Orleans for 7th (164th overall) round pick in 1974
- 5/10 WR Otto Stowe to Dallas for WR Ron Sellers and 2nd (47th overall) round pick in 1974
- 10/2 RB Hubert Ginn to Baltimore for FB Don Nottingham and 6th (136th overall) round pick in 1974

## 1974

- 1/25 QB Joe Theismann to Washington for 1st (17th overall) round pick in 1976
- 8/7 DT Larry Woods to N.Y. Jets for 6th (143rd overall) round pick in 1975
- 8/9 WR Charley Wade to Chicago for 10th (239th overall) round pick in 1975
- 8/17 RB Ed Jenkins to N.Y. Giants for 14th (338th overall) round pick in 1975
- 8/21 G/C Howard Kindig to Washington for 10th (256th overall) round pick in 1975
- 8/28 6th (143rd overall) round pick in 1975 to N.Y. Jets for T John Mooring
- 9/10 WR Bo Rather to Chicago for 3rd (71st overall) round pick in 1977

## 1975

- 1/28 CB Henry Stuckey to N.Y. Giants for 5th (106th overall) round pick in 1975
- 1/30 Rights to DE Karl Lorch to Washington for 10th (281st overall) round pick in 1976
- 5/6 WR Marlin Briscoe and RB Hubert Ginn to St. Louis for RB Donny Anderson and compensation for TE Jim McFarland
- 7/9 4th (111th overall) round pick in 1976 to Philadelphia for FB Norm Bulaich
- 7/23 LB Bruce Bannon to San Diego for DE Pete Lazetich
- 9/7 LB Larry Ball and 5th (145th overall) round pick in 1976 to Detroit for 4th (96th overall) round pick in 1976
- 9/9 WR Mel Baker to New Orleans for 7th (185th overall) round pick in 1976



## 1976

- 4/6 LB Rodrigo Barnes to St. Louis for 12th (341st overall) round pick in 1976
- 4/6 Compensation for signing FB Larry Csonka to N.Y. Giants for 3rd (64th overall) round pick in 1978 and 3rd (63rd overall) round pick in 1979
- 4/8 Compensation for signing WR Paul Warfield to Cleveland for 4th (93rd overall) and 7th (178th overall) round picks in 1978
- 4/10 Compensation for signing RB Jim Kiick to Denver for 12th (333rd overall) round pick in 1978 and 8th (215th overall) round pick in 1979
- 8/24 RB Mercury Morris to San Diego for a 3rd (71st overall) round pick in 1977
- 8/24 S Jake Scott and 4th (97th overall) round pick in 1977 to Washington for S Bryant Salter
- 9/2 6th (153rd overall) round pick in 1977 to N.Y. Giants for LB Andy Selfridge
- 9/21 3rd (70th overall) round pick in 1977 to Houston for CB Ken Ellis

## 1977

- 1/21 Rights to LB Ray Nettles to Tampa Bay for 5th (113th overall) round pick in 1977
- 2/7 6th round pick in 1977 to Tampa Bay for WR Barry Smith and T Randy Young
- 7/20 11th (310th overall) round pick in 1978 to Seattle for DT Carl Barisich
- 8/8 T Darryl Carlton to Tampa Bay for T Mike Current and 5th (133rd overall) round pick in 1978
- 8/30 5th round pick (133rd overall) in 1978 to Tampa Bay for T Steve Young
- 9/5 CB Jeris White to Tampa Bay for 5th (111th overall) round pick in 1978

## 1978

- 4/17 S Vern Roberson, WR Freddie Solomon and 1st (24th overall) and 5th (133rd overall) round picks in 1978 to San Francisco for RB Delvin Williams
- 5/11 TE Jim Mandich to Washington for 8th (206th overall) round pick in 1979 and 8th (214th overall) round pick in 1980
- 7/5 8th (217th overall) round pick in 1979 to Tampa Bay for DE Council Rudolph
- 8/28 T Karl Baldschwiler to Detroit for 10th (258th overall) round pick in 1979
- 10/10 RB Benny Malone and 5th (132nd overall) round pick in 1980 to Washington for FB Jim Braxton and 3rd (80th overall) round pick in 1979

## 1979

- 3/22 3rd (80th overall) round pick in 1979 to Oakland for S Neal Colzie
- 4/18 3rd (79th overall) round pick in 1979 to Atlanta for LB Ralph Ortega
- 8/21 DE Randy Crowder to Tampa Bay for 3rd (61st overall) pick in 1979
- 8/21 CB Charles Cornelius to San Francisco for 11th (297th overall) round pick in 1980
- 8/27 FB Leroy Harris to Philadelphia for 5th (138th overall) round pick in 1981

## 1980

- 8/25 RB Gary Davis and CB Norris Thomas to Tampa Bay for FB Jimmy DuBose and 2nd (44th overall) round pick in 1981
- 8/28 QB Guy Benjamin to New Orleans for 4th (84th overall) round pick in 1981
- 9/24 C Jim Langer to Minnesota for 6th (154th overall) round pick in 1981 and 5th (120th overall) round pick in 1982

## 1981

- 4/28 2nd (43rd overall) and 3rd (69th overall) round picks in 1981 and 2nd (44th overall) round pick in 1982 to Los Angeles for LB Bob Brudzinski and 2nd (56th overall) round pick in 1981
- 7/13 LB Steve Towle to Detroit for 9th (239th overall) round pick in 1982
- 7/22 4th (111th overall) round pick in 1983 to Los Angeles for RB Eddie Hill
- 8/18 FB Steve Howell to Philadelphia for 10th (271st overall) round pick in 1982
- 8/31 P George Roberts to San Diego for 6th (161st overall) round pick in 1982

## 1982

None

## 1983

- 4/26 3rd (81st overall) and 5th (139th overall) round picks in 1983 to Houston for 3rd (76th overall) round pick in 1983
- 8/15 5th (139th overall) round pick in 1985 to Denver for LB Larry Evans
- 8/29 P Tom Orosz to San Francisco for 12th (333rd overall) round pick in 1984

## 1984

- 2/21 QB David Woodley to Pittsburgh for 3rd (79th overall) round pick in 1984
- 3/6 C Mark Dennard to Philadelphia for 3rd (65th overall) round pick in 1985
- 3/27 WR Duriel Harris to Cleveland for 4th (91st overall) round pick in 1985
- 5/1 1st (26th overall) round pick and 3rd (79th and 84th overall) round picks in 1984 to Buffalo for 1st (14th overall) round pick in 1984
- 8/27 CB Gerald Small to Atlanta for T Ronnie Lee and 6th (145th overall) round pick in 1985
- 9/22 2nd (55th overall) round pick in 1985 to San Diego for FB Pete Johnson



## 1985

5/7 Conditional pick in 1986 to Cincinnati for QB Bryan Clark

8/15 Rights to WR Anthony Carter to Minnesota for LB Robin Sendlein and 2nd (40th overall) round pick in 1986

10/9 1st (25th overall) and 2nd (40th overall) round picks in 1986 to Tampa Bay for LB Hugh Green

## 1986

None

## 1987

4/28 1st (14th overall) round pick in 1987 to Minnesota for 1st (16th overall) and 5th (128th overall) round picks in 1987

4/28 3rd (70th overall) and 5th (156th overall) round picks in 1987 to St. Louis for 2nd (56th overall) round pick in 1987

4/28 5th (128th overall) round pick in 1987 to Kansas City for 5th (132nd overall) and 8th (212nd overall) round picks in 1987

8/20 G/C Larry Lee to Denver for 8th (220th overall) round pick in 1988

10/20 T Greg Koch to Minnesota for 6th (156th overall) round pick in 1988 and 10th (275th overall) round pick in 1989

## 1988

None

## 1989

4/23 2nd (36th overall) and 3rd (65th overall) round picks in 1989 to Chicago for 1st round pick (25th overall) in 1989

8/6 5th (120th overall) round pick in 1990 to Dallas for QB Scott Secules

## 1990

4/22 10th (262nd overall) round pick in 1990 and 4th (103rd overall) round pick in 1991 to Washington for 5th (137th overall) round pick in 1990

4/23 7th (178th overall) round pick in 1990 to Cleveland for 5th (113th overall) round pick in 1991

4/23 11th (289th overall) round pick in 1990 and 2nd (60th overall) round pick in 1991 to San Francisco for CB Tim McKyer

9/3 12th (331st overall) round pick in 1991 to Atlanta for NT Shawn Lee

## 1991

1/31 LB Eric Kumerow to Chicago for CB Vestee Jackson

4/1 3rd (79th overall) round pick in 1991 to Houston for LB John Grimsley

4/21 CB Tim McKyer to Atlanta for 3rd (60th overall) and 12th (331st overall) round picks in 1991

4/22 5th (135th overall) and 6th (163rd overall) round picks in 1991 to Green Bay for 5th (121st overall) in 1991

9/3 WR Randal Hill to Phoenix for 1st (seventh overall) round pick in 1992

## 1992

4/27 7th (182nd overall) round pick in 1992 to Atlanta for 7th (185th overall) and 12th (328th overall) round picks in 1992

4/27 7th (185th overall) round pick in 1992 to L.A. Raiders for 7th (191st overall) and 11th (296th overall) round picks in 1992

5/26 RB Sammie Smith to Denver for RB Bobby Humphrey

## 1993

4/1 2nd (52nd overall) round pick in 1993 and 3rd (88th overall) round pick in 1994 to New England for WR Irving Fryar

7/13 G Gene Williams to Cleveland for 4th (110th overall) round pick in 1994

## 1994

3/24 WR Tony Martin to San Diego for 4th (113th overall) round pick in 1994

4/24 1st (16th overall) round pick in 1994 to Dallas for 1st (20th overall) and 3rd (89th overall) round picks in 1994

4/24 3rd (89th overall), 4th (115th overall) and 4th (121st overall) round picks in 1994 to Arizona for 2nd (65th overall) round pick in 1994

## 1995

3/21 WR Mark Ingram to Green Bay for 4th (116th overall) round pick in 1995

3/29 TE Keith Jackson and 4th (116th overall) round pick to Green Bay for 2nd (53rd overall) round pick in 1995

4/3 CB Terrell Buckley from Green Bay for past considerations

4/4 2nd (56th overall) round pick and 3rd (87th overall) round pick in 1995 to Chicago for DE Trace Armstrong

8/27 TE Pete Mitchell to Jacksonville for WR Mike Williams

## 1996

3/4 5th (145th overall) round pick in 1997 to N.Y. Jets for T James Brown

4/20 2nd (49th overall) round pick in 1996 to Dallas for 2nd (60th overall) and 4th (99th overall) round picks in 1996

4/20 2nd (60th overall) and 4th (99th overall) round picks in 1996 to Jacksonville for 3rd (79th overall), 4th (98th and 134th overall) and 5th (150th overall) round picks in 1996

4/21 4th (98th overall) round pick in 1996 and 7th (214th overall) round pick in 1997 to Kansas City for 4th (113th and 125th overall) round picks in 1996

## 1996

- 8/19 RB Terry Kirby to San Francisco for 4th (123rd overall) round pick in 1997
- 8/21 K Pete Stoyanovich to Kansas City for 5th (149th overall) round pick in 1997
- 10/1 T Billy Milner to St. Louis for TE Troy Drayton

## 1997

- 4/20 4th (112th overall) round pick in 1997 to St. Louis for 4th (121st overall) and 6th (170th and 173rd overall) round picks in 1997
- 4/20 4th (123rd overall) round pick in 1997 to Oakland for 5th (157th overall), 6th (166th overall) and 7th (203rd overall) round picks in 1997
- 8/24 Conditional draft choice in 1998 to Green Bay for WR Qadry Ismail

## 1998

- 4/16 1st (23rd overall) round pick in 2000 to Carolina for 2nd (44th overall) round pick in 1998
- 4/18 1st (19th overall) round pick in 1998 to Green Bay for 1st (29th overall) and 2nd (60th overall) round picks in 1998
- 4/18 2nd (60th overall) round pick in 1998 to Detroit for 3rd (79th overall), 5th (143rd overall) and 6th (172nd overall) round picks in 1998
- 4/19 4th (112th overall) and 5th (142nd overall) round picks in 1998 to Philadelphia for 4th (102nd overall) round pick in 1998

## 1999

- 2/12 7th (231st overall) round pick in 1999 to N.Y. Giants for RB Tyrone Wheatley
- 3/1 5th (157th overall) round pick in 1999 to San Francisco for G Kevin Gogan
- 4/17 1st (24th overall) round pick in 1999 to San Francisco for 1st (27th overall) and 5th (134th overall) round picks in 1999
- 4/17 1st (27th overall) round pick in 1999 to Detroit for 2nd (39th overall), 3rd (70th overall) and 5th (142nd overall) round picks in 1999
- 4/17 2nd (54th overall) and 3rd (84th overall) round picks in 1999 and 6th round pick (188th overall) in 2000 to Kansas City for 2nd (43rd overall) round pick in 1999
- 4/17 3rd (70th overall) round pick in 1999 to Detroit for 3rd (72nd overall) and 7th (232nd overall) round picks in 1999
- 9/4 DT Barron Tanner to Washington for a 6th (177th overall) round draft pick
- 9/6 7th (230th overall) round pick in 2000 to San Francisco for QB Jim Druckenmiller
- 9/21 RB John Avery to Denver for WR Marcus Nash
- 10/19 RB Karim Abdul-Jabbar to Cleveland for 6th (167th overall) round pick in 2000

## 2000

- 3/9 7th (224th overall) round pick in 2001 to Washington for P Matt Turk
- 4/16 P Brent Bartholomew to Chicago for 7th (232nd overall) round pick in 2000 and 7th (208th overall) round pick in 2001
- 8/22 WR Nate Jacquet to San Diego for 6th (164th overall) round pick in 2001
- 8/22 7th (237th overall) round pick in 2002 to Dallas for WR Jeff Ogden
- 10/2 7th (208th overall) round pick in 2001 to Chicago for TE Alonzo Mayes

## 2001

- 4/21 2nd (56th overall) and 4th (122nd overall) round picks in 2001 to Dallas for 2nd (52nd overall) round pick in 2001
- 4/21 2nd (59th overall) round pick in 2002 to Philadelphia for 3rd (88th overall) and 6th (187th overall) round picks in 2001
- 8/22 6th (199th overall) round pick in 2002 and 6th (191st overall) round pick in 2003 to Chicago for QB Cade McNown and 7th (241st overall) round pick in 2002

## 2002

- 3/8 1st (25th overall) and 4th (125th overall) round picks in 2002 and 1st (18th overall) round pick in 2003 to New Orleans for RB Ricky Williams and 4th (114th overall) round pick in 2002
- 3/12 RB J.J. Johnson to Cleveland for conditional 7th round pick in 2004
- 6/13 QB Cade McNown to San Francisco for conditional 7th round pick in 2003
- 7/19 DE Al Wallace and 4th (119th overall) round pick in 2003 to Carolina for DE Jay Williams
- 8/20 T Cornell Green to Tampa Bay for 7th (247th overall) round pick in 2003
- 8/22 7th (232nd overall) round pick in 2003 to Washington for QB Sage Rosenfels

## 2003

- 4/16 5th (154th overall) round pick in 2004 to San Diego for LB Junior Seau
- 4/25 2nd round pick in 2004 to New England for 3rd (78th overall) round pick in 2003
- 4/27 7th (226th and 247th overall) round picks in 2003 to Carolina for 6th (181st overall) round pick in 2003
- 5/27 LB Derrick Rodgers to New Orleans for a 7th (219th overall) round pick in 2004
- 8/25 S Scott McGarrahan to Green Bay for conditional 7th round draft choice in 2006

## 2004

- 3/3 2nd (35th overall) round pick in 2005 to Philadelphia for QB A.J. Feeley
- 3/18 CB Jamar Fletcher and a 6th (177th overall) round pick in 2005 to San Diego for WR David Boston
- 4/24 1st (20th overall) and 4th (119th overall) round picks in 2004 to Minnesota for 1st (19th overall) round pick in 2004
- 4/24 3rd (87th overall) round pick to Green Bay for 4th (102nd overall) and 5th (153rd overall) picks in 2004
- 4/25 5th (153rd overall) round pick in 2004 to Baltimore for 5th (160th overall) and 7th (222nd overall) picks in 2004

## 2004

- 4/25 6th (186th overall) and 7th (219th overall) round picks in 2004 to Atlanta for 6th (174th overall) round pick in 2004
- 8/23 DE Adewale Ogunleye to Chicago for WR Marty Booker and a 3rd (70th overall) round pick in 2005
- 9/5 G Brad Bedell to Green Bay for a 7th (212th overall) round pick in 2006
- 9/9 3rd (66th overall) round pick in 2005 to St. Louis for RB Lamar Gordon

## 2005

- 4/23 CB Patrick Surtain and a 5th (138th overall) round pick in 2005 to Kansas City for 2nd (46th overall) and 5th (162nd overall) round picks in 2005
- 8/4 DE Ronald Flemons to Seattle for CB Kris Richard
- 8/29 LB Brendon Ayanbadejo to Chicago for TE John Owens and a 7th (233rd overall) round pick in 2006
- 10/11 RB Jesse Chatman to New Orleans for a conditional draft choice.
- 10/18 QB A.J. Feeley and a 6th (188th overall) round pick in 2006 to San Diego for QB Cleo Lemon

## 2006

- 3/15 2nd (51st overall) round pick in 2006 to Minnesota for QB Daunte Culpepper
- 5/12 5th (145th overall) round pick in 2007 Detroit for QB Joey Harrington

## 2007

- 3/5 WR Wes Welker to New England for 2nd (60th overall) and 7th (238th overall) round picks in 2007
- 4/3 K Olindo Mare to New Orleans for a 6th (199th overall) round pick in 2007
- 6/6 5th (136th overall) round pick in 2008 to Kansas City for QB Trent Green
- 10/16 WR Chris Chambers to San Diego for a 2nd (57th overall) round pick in 2008

## 2008

- 2/29 6th (167th overall) round pick in 2008 and a 6th (197th overall) round pick in 2009 to Dallas for DT Jason Ferguson and a 6th (195th overall) round pick in 2008
- 4/26 4th (100th overall) round pick in 2008 to Dallas for LB Akin Ayodele and TE Anthony Fasano
- 4/26 RB Lorenzo Booker to Philadelphia for a 4th (115th overall) round pick in 2008
- 4/27 3rd (64th overall) round pick in 2008 to Detroit for 3rd (66th overall) and 6th (176th overall) round picks in 2008
- 4/27 4th (115th overall) and 7th (208th overall) round picks in 2008 to Chicago for 4th (110th overall) round pick in 2008
- 7/20 DE Jason Taylor to Washington for 2nd (44th overall) round pick in 2009 and 7th (174) round pick in 2010
- 8/20 CB Travis Daniels to Cleveland for 7th (214th overall) round pick in 2009
- 8/29 QB Josh McCown to Carolina for 7th (237th overall) round pick in 2009

## 2009

- 3/20 7th (232nd overall) round pick in 2009 to Jacksonville for DE Tony McDaniel
- 3/23 C Samson Satele and 4th (126th overall) round pick in 2009 for 4th (108th overall) and 6th (181st overall) round picks in 2009
- 4/25 2nd (56th overall) round pick in 2009 to Indianapolis for 2nd (61st overall) and 5th (165th overall) round picks
- 4/25 7th (237th overall) round pick in 2009 to Kansas City for 7th (212th overall) round pick in 2010
- 8/23 G Andy Alleman and G Ike Ndukwe to Kansas City for 6th (173rd overall) round pick in 2010
- 9/29 5th (142nd overall) round pick in 2010 to Kansas City for QB Tyler Thigpen

## 2010

- 4/14 2nd (43rd overall) round pick in 2010 and 2nd (46th overall) round pick in 2011 to Denver for WR Brandon Marshall
- 4/16 WR Ted Ginn, Jr. to San Francisco for 5th (145th overall) round pick in 2010
- 4/22 1st (12th overall), 4th (110th overall) and 6th (173rd overall) round picks to San Diego for 1st (28th overall), 2nd (40th overall), 4th (126th overall) round picks in 2010 and LB Tim Dobbins
- 4/24 4th (126th overall) and 6th (179th overall) round picks in 2010 to Dallas for 4th (119th overall) round pick in 2010
- 4/24 6th (174th overall) and 7th (219th overall) round picks in 2010 to Washington for 5th (163rd overall) round pick in 2010
- 5/25 G Justin Smiley to Jacksonville for a 7th (218th overall) round pick in 2011
- 8/26 WR Greg Camarillo to Minnesota for CB Benny Sapp
- 9/4 Conditional draft choice in 2011 to Dallas for G/T Pat McQuistan

## 2011

- 4/29 3rd (79th overall), 5th (146th overall) and 7th (217th overall) round picks in 2011 to Washington for 2nd (62nd overall) round pick in 2011
- 4/30 6th (179th overall) and 7th (218th overall) round picks in 2011 to Green Bay for 6th (174th overall) and 7th (231st overall) round picks in 2011
- 7/29 S Jonathon Amaya and 6th (179th overall) round pick in 2012 to New Orleans for RB Reggie Bush and 6th (196th overall) round pick in 2012

## 2012

- 3/13 WR Brandon Marshall to Chicago for 3rd (73rd overall) round pick in 2012 and 3rd round pick (82nd overall) in 2013
- 4/27 3rd (73rd overall) round pick in 2012 to San Diego for 3rd (78th overall) and 6th (183rd overall) round picks in 2012
- 4/28 4th (103rd overall) and 6th (196th overall) round picks in 2012 and 6th round pick in 2013 to San Francisco for 4th (97th overall) round pick in 2012

## 2012

4/28 5th (145th overall) round pick in 2012 to Tennessee for 5th (155th overall) and 7th (227th overall) round picks in 2012  
8/26 CB Vontae Davis to Indianapolis for 2nd (54th overall) and conditional round picks in 2013  
8/31 G/C Ryan Cook to Dallas for 6th (224th overall) round pick in 2013

## 2013

4/25 1st (12th overall) and 2nd (42nd overall) round picks in 2013 to Oakland for 1st (3rd overall) round pick in 2013  
4/26 WR Davone Bess, 4th (111th overall) and 7th (217th overall) round picks in 2013 to Cleveland for 4th (104th overall) and 5th (164th overall) round picks in 2013  
4/26 3rd (82nd overall) round pick in 2013 to New Orleans for 4th (106th and 109th overall) round picks in 2013  
4/26 4th (109th and 146th overall) and 7th (224th overall) round picks to Green Bay for 3rd (93rd overall)  
10/22 7th (232nd overall) round pick in 2015 to Baltimore for T Bryant Mckinnie

## 2014

4/25 T Jonathan Martin to San Francisco for 7th (231st overall) round pick in 2015  
5/9 2nd (50th overall) round pick in 2014 to San Diego for 2nd (57th overall) and 4th (125th overall) round picks in 2014  
5/9 2nd (57th overall) round pick in 2014 to San Francisco for 2nd (63rd overall) and 5th (171st overall) round picks in 2014  
5/9 3rd (81st overall) and 4th (116th overall) round picks in 2014 to Oakland for 3rd (67th overall) round pick in 2014

## 2015

3/13 WR Mike Wallace and 7th (232nd overall) round pick in 2015 to Minnesota for 5th (149th overall) round pick in 2015  
3/13 LB Dannell Ellerbe and 3rd (78th overall) round pick in 2015 to New Orleans for WR Kenny Stills  
5/1 2nd (47th overall) and 6th (191st overall) round picks in 2015 to Philadelphia for 2nd (52nd overall) and 5th (145th and 156th) round picks in 2015  
9/21 CB Will Davis to Baltimore for 7th (231st overall) round pick in 2016

## 2016

3/9 1st (8th overall) round pick in 2016 to Philadelphia for LB Kiko Alonso, CB Byron Maxwell and 1st (13th overall) round pick in 2016  
4/29 2nd (42nd overall) and 4th (107th overall) round picks in 2016 to Baltimore for 2nd (38th overall) round pick in 2016  
4/29 6th (186th overall) round pick in 2016 and 3rd (86th overall) and 4th (129th overall) round picks in 2017 to Minnesota for 3rd (86th overall) round pick in 2016  
4/30 5th (147th overall) round pick in 2016 to New England for 6th (196th and 204th) and 7th (250th overall) round picks in 2016  
4/30 6th (196th overall) and 7th (227th overall) round picks in 2016 to Minnesota for 6th (186th overall) round pick in 2016  
4/30 CB Jamar Taylor and 7th (250th overall) round pick in 2016 to Cleveland for 7th (227th overall) round pick in 2016

## 2017

3/9 7th (240th overall) round pick in 2017 to Jacksonville for TE Julius Thomas  
3/9 T Branden Albert to Jacksonville for conditional 7th round pick in 2018; conditions were never met and no pick was given in return  
3/10 6th (206th overall) round pick in 2017 to L.A. Rams for DE William Hayes and 7th (223rd overall) round pick in 2017  
4/29 5th (166th and 184th overall) round picks in 2017 to Philadelphia for 5th (164th overall) and 6th (194th overall) round picks in 2017  
4/29 7th (223rd overall) round pick in 2017 to Tampa Bay for 7th (237th overall) round pick in 2017 and 7th (223rd overall) round pick in 2018  
9/19 5th (147th overall) round pick in 2018 to New Orleans for LB Stephone Anthony  
10/31 RB Jay Ajayi to Philadelphia for 4th (131st overall) round pick in 2018

## 2018

3/14 WR Jarvis Landry to Cleveland for 4th (123rd overall) round pick in 2018 and 7th (234th overall) round pick in 2019  
3/14 4th (111th overall) and 6th (183rd overall) round picks in 2018 to L.A. Rams for DE Robert Quinn and 6th (209th overall) round pick in 2018  
3/15 7th (223rd overall) round pick to San Francisco for C Daniel Kilgore and 7th (227th overall) round pick in 2018  
5/3 7th (229th overall) round pick in 2019 to Detroit for DT Akeem Spence  
8/31 CB/S Jordan Lucas to Kansas City for 7th (246th overall) round pick in 2020

## 2019

3/15 QB Ryan Tannehill and 6th (188th overall) round pick in 2019 to Tennessee for 7th (233rd overall) round pick in 2019 and 4th (135th overall) round pick in 2020  
3/29 DE Robert Quinn to Dallas for 6th (197th overall) round pick in 2020  
4/26 2nd (48th overall) round pick in 2019 and 4th (116th overall) round pick in 2019 to New Orleans for 2nd (62nd overall) round pick in 2019, 6th (202nd) round pick in 2019 and 2nd (56th overall) round pick in 2020  
4/26 2nd (62nd overall) round pick in 2019 and 5th (153rd overall) round pick in 2020 to Arizona for QB Josh Rosen  
8/30 7th (219th overall) round pick in 2020 to Minnesota for G Danny Isidora  
8/30 6th (197th overall) round pick in 2020 to Indianapolis for C/G Evan Boehm and 7th (227th overall) round pick in 2020

## 2019

- 9/1 T Laremy Tunsil, WR Kenny Stills, 4th (111th overall) round pick in 2020 and 6th (202nd overall) round pick in 2021 to Houston for T Juliën Davenport, CB Johnson Bademosi, 1st (26th overall) round pick in 2020, 1st (3rd overall) and 2nd (36th overall) round picks in 2021
- 9/1 LB Kiko Alonso to New Orleans for LB Vince Biegel
- 9/17 S Minkah Fitzpatrick, 4th (135th overall) round pick in 2020 and 7th (245th overall) round pick in 2021 to Pittsburgh for 1st (18th overall) and 5th (154th overall) round picks in 2020 and 6th (207th overall) round pick in 2021
- 10/28 RB Kenyan Drake to Arizona for 5th (153rd overall) round pick in 2020
- 10/29 7th (238th overall) round pick in 2022 to L.A. Rams for CB Aqib Talib and 5th (173rd overall) round pick in 2020

## 2020

- 4/23 1st (26th overall) round pick in 2020 to Green Bay for 1st (30th overall) and 4th (136th overall) round picks in 2020
- 4/25 4th (136th and 141st overall) round picks in 2020 to Houston for 4th (111th overall) round pick in 2020
- 4/25 5th (153rd overall) round pick in 2020 to San Francisco for RB Matt Breida
- 4/25 5th (173rd overall) and 7th (227th overall) round picks in 2020 to Philadelphia for 5th (164th overall) round pick in 2020
- 4/25 7th (251st overall) round pick in 2020 to Seattle for 6th (208th overall) round pick in 2021
- 5/1 DE Charles Harris to Atlanta for 7th (232nd overall) round pick in 2021
- 7/26 6th (208th overall) round pick in 2021 to Chicago for TE Adam Shaheen
- 8/29 LB Raekwon McMillan and 5th (162nd overall) round pick in 2021 to Las Vegas for 4th (121st overall) round pick in 2021
- 9/5 4th (121st overall) round pick in 2021 to Las Vegas for WR Lynn Bowden Jr. and 6th (203rd overall) round pick in 2021
- 11/3 6th (207th overall) round pick to Kansas City for RB DeAndre Washington and 7th (258th overall) round pick in 2021
- 11/3 WR Isaiah Ford to New England for 7th (242nd overall) round pick in 2022

## 2021

- 3/17 DE Shaq Lawson and 6th (203rd overall) round pick in 2021 to Houston for LB Benardrick McKinney and 7th (231st overall) round pick in 2021
- 3/17 7th (232nd overall) round pick in 2021 to Tennessee for T Isaiah Wilson and 7th (247th overall) round pick in 2022
- 3/26 1st (3rd overall) round pick in 2021 to San Francisco for 1st (12th overall) round pick in 2021, 1st (29th overall) and 3rd (102nd overall) round picks in 2022 and 1st round pick in 2023.
- 3/26 1st (12th overall) and 4th (123rd overall) round picks in 2021 and 1st (15th overall) round pick in 2022 to Philadelphia for 1st (6th overall) and 5th (156th overall) round picks in 2021.
- 4/30 2nd (50th overall) round pick in 2021 and 3rd (81st overall) round pick in 2022 to the N.Y. Giants for 2nd (42nd overall) round pick in 2021.
- 5/1 5th (156th overall) round pick in 2021 to Pittsburgh for 4th (125th overall) round pick in 2022.
- 8/17 7th (242nd overall) round pick in 2022 to Carolina for T Greg Little
- 8/28 6th (196th overall) round pick in 2022 to Baltimore for OL Greg Mancz and 7th (224th overall) round pick in 2022
- 10/5 WR Jakeem Grant to Chicago for 6th (178th overall) round pick in 2023.

## 2022

- 3/23 1st (29th overall), 2nd (50th overall) and 4th (121st overall) round picks in 2022 and 4th (122nd overall) and 6th round picks in 2023 to Kansas City for WR Tyreek Hill.
- 4/5 WR DeVante Parker and 5th (158th overall) round pick in 2022 to New England for 3rd round pick in 2023.
- 11/1 RB Chase Edmonds, 1st (29th overall) round pick in 2023 and 4th round pick in 2024 to Denver for LB Bradley Chubb and 5th round pick in 2025.
- 11/1 5th (155th overall) round pick in 2023 to San Francisco for RB Jeff Wilson Jr.

## 2023

- 3/15 TE Hunter Long, 3rd (77th overall) round pick in 2023 to L.A. Rams for CB Jalen Ramsey.

## PLAN B FREE AGENCY

### 1989

#### PLAYERS LEFT UNPROTECTED (25):

FB Woody Bennett, S Glenn Blackwood, S Bud Brown, LB Bob Brudzinski, FB Tony Burse, G/C Chris Conlin, RB Joe Cribbs, LB Tony Furjanic, T Jon Giesler, LB Hugh Green, TE Bruce Hardy, S Liffort Holey, QB Ron Jaworski, TE Dan Johnson, LB Larry Kolic, NT Mike Lambrecht, CB Dan McNeal, LB Scott Nicolas, CB Bruce Plummer, DE Chris Scott, LB Jackie Shipp, FB Chad Stark, C Dwight Stephenson, WR Jimmy Teal and CB Reyna Thompson.

#### PLAYERS SIGNED (11):

**LB Dave Ahrens** – signed on March 23  
**LB Greg Clark** – signed on March 15 (from Chicago)  
S Steve Gage – signed on February 13 (from Washington)  
**CB Ernest Gibson** – signed on February 16 (from New England)  
**LB E.J. Junior** – signed on February 25 (from Phoenix)

#### PLAYERS SIGNED (11):

**FB Marc Logan** – signed on February 16 (from Cincinnati)  
TE Jeff Markland – signed on April 1 (from Pittsburgh)  
**QB Brent Pease** – signed on March 20 (from Houston)  
RB Eric Starr – signed on March 31 (from Chicago)  
**DE Don Thorp** – signed on April 1 (from Kansas City)  
CB Bobby Watkins – signed on March 30 (from Detroit)

#### PLAYERS LOST (6):

FB Tony Burse – signed on April 1 (by Seattle)  
**QB Ron Jaworski** – signed on April 1 (by Kansas City)  
NT Mike Lambrecht – signed on March 15 (by N.Y. Giants)  
CB Bruce Plummer – signed on March 31 (by Indianapolis)  
**LB Jackie Shipp** – signed on March 21 (by L.A. Raiders)  
**CB Reyna Thompson** – signed on March 30 (by N.Y. Giants)

## 1990

### PLAYERS LEFT UNPROTECTED (19):

LB Dave Ahrens, LB Dana Batiste, FB Tom Brown, LB Bob Brudzinski, T Louis Cheek, LB Greg Clark, DE Jackie Cline, CB Ernest Gibson, T Jon Giesler, LB Hugh Green, RB Lorenzo Hampton, TE Bruce Hardy, G Greg Johnson, CB William Judson, LB Barry Krauss, T Ronnie Lee, CB Don McNeal, QB Cliff Stoudt and G Tom Toth.

### PLAYERS SIGNED (9):

CB Donnie Elder – signed on March 29 (from Tampa Bay)

CB Kerry Glenn – signed on March 30 (from N.Y. Jets)

LB Stacy Harvey – signed on April 1 (from Kansas City)

RB Mark Higgs – signed on March 31 (from Philadelphia)

S Stevon Moore – signed on March 31 (from N.Y. Jets)

LB Cliff Odom – signed on March 27 (from Indianapolis)

FB Tony Paige – signed on March 12 (from Detroit)

LB Mike Reichenbach – signed on March 30 (from Philadelphia)

DE Karl Wilson – signed on March 26 (from Phoenix)

### PLAYERS LOST (11):

LB Dave Ahrens – signed on March 9 (by Seattle)

FB Tom Brown – signed on March 29 (by Washington)

T Louis Cheek – signed on March 29 (by Dallas)

LB Greg Clark – signed on April 1 (by Green Bay)

DE Jackie Cline – signed on March 29 (by Atlanta)

CB Ernest Gibson – signed on March 29 (by New England)

RB Lorenzo Hampton – signed on March 23 (by Denver)

G Greg Johnson – signed on March 3 (by Dallas)

CB William Judson – signed on March 29 (by Detroit)

T Ronnie Lee – signed on March 1 (by Atlanta)

G Tom Toth – signed on March 28 (by San Diego)

## 1991

### PLAYERS LEFT UNPROTECTED (24):

S Stefan Adams, TE Greg Baty, DE John Bosa, WR Andre Brown, G Roy Foster, LB Rick Graf, S African Grant, RB Mark Higgs, S Liffort Hobley, WR Jim Jensen, LB E.J. Junior, TE Brian Kinchen, LB Barry Krauss, CB Paul Lankford, FB Garrett Limbrick, CB Michael McGruder, LB Cliff Odom, WR James Pruitt, LB Mike Reichenbach, WR Scott Schwedes, RB Troy Stradford, CB Rodney Thomas, CB Sean Vanhorse and DE Karl Wilson.

### PLAYERS SIGNED (5):

LB Ned Bolcar – signed on March 26 (from Seattle)

LB Louis Cooper – signed on April 1 (from Kansas City)

DE Terry Price – signed on March 11 (from Chicago)

TE Eric Sievers – signed on March 18 (from New England)

RB Don Smith – signed on April 1 (from Buffalo)

## UNRESTRICTED FREE AGENCY

## 1992

### PLAYERS SIGNED (1):

TE Keith Jackson – signed on September 29 (from Philadelphia)

## 1993

### PLAYERS SIGNED (4):

FB Keith Byars – signed on July 15 (from Philadelphia)

DT Mike Golic – signed on June 8 (from Philadelphia)

T Ron Heller – signed on April 20 (from Philadelphia)

WR Mark Ingram – signed on March 18 (from N.Y. Giants)

### PLAYERS LOST (4):

WR Mark Clayton – signed on June 4 (by Green Bay)

TE Ferrell Edmunds – signed on March 12 (by Seattle)

G Harry Galbreath – signed on March 23 (by Green Bay)

QB Scott Secules – signed on March 22 (by New England)

### PLAYERS LOST (10):

S Stefan Adams – signed on April 1 (by L.A. Raiders)

DE John Bosa – signed on March 15 (by N.Y. Jets)

G Roy Foster – signed on March 18 (by San Francisco)

LB Rick Graf – signed on March 21 (by Houston)

TE Brian Kinchen – signed on April 1 (by Green Bay)

WR James Pruitt – signed on March 31 (by Minnesota)

RB Troy Stradford – signed on April 1 (by Kansas City)

CB Rodney Thomas – signed on March 21 (by L.A. Rams)

CB Sean Vanhorse – signed on March 20 (by Detroit)

DE Karl Wilson – signed on March 5 (by L.A. Rams)

## 1992

### PLAYERS LEFT UNPROTECTED (25):

WR Fred Banks, TE Greg Baty, LB Louis Cooper, DE Donnie Gardner, CB Kerry Glenn, LB Hugh Green, LB John Grimsley, S Liffort Hobley, S Mike Iaquaniello, WR Jim Jensen, LB E.J. Junior, NT Chuck Klingbeil, CB Paul Lankford, FB Garrett Limbrick, RB Marc Logan, CB Bruce McNorton, S Stevon Moore, LB Cliff Odom, T James Parrish, DE Terry Price, CB Pat Ray, LB Mike Reichenbach, RB Don Smith, DE Pat Swoopes and WR Mike Williams.

### PLAYERS SIGNED (6):

CB Bruce Alexander – signed on March 26 (from Detroit)

WR Robert Clark – signed on March 19 (from Detroit)

DE Tim Downing – signed on February 28 (from N.Y. Giants)

LB Brian Jones – signed on April 1 (from Indianapolis)

NT Gerald Nichols – signed on March 31 (from Tampa Bay)

FB James Saxon – signed on March 17 (from Kansas City)

### PLAYERS LOST (6):

DE Donnie Gardner – signed on March 3 (by N.Y. Jets)

RB Marc Logan – signed on April 1 (by San Francisco)

S Stevon Moore – signed on March 25 (by Cleveland)

T James Parrish – signed on February 21 (by San Diego)

DE Terry Price – signed on April 1 (by San Diego)

LB Mike Reichenbach – signed on April 1 (by San Francisco)

*\*bold indicates made active roster*

## 1994

### PLAYERS SIGNED (5):

P Jim Arnold – signed on April 25 (from Detroit)

S Gene Atkins – signed on February 18 (from New Orleans)

CB Tyrone Braxton – signed on May 13 (from Denver)

QB Bernie Kosar – signed on April 13 (from Dallas)

S Michael Stewart – signed on March 9 (from L.A. Rams)

### PLAYERS LOST (5):

DE David Griggs – signed on March 24 (by San Diego)

DE Jeff Hunter – signed on April 25 (by Tampa Bay)

QB Scott Mitchell – signed on March 6 (by Detroit)

S Louis Oliver – signed on March 15 (by Cincinnati)

C Jeff Uhlenhake – signed on April 23 (by New Orleans)

## 1995

### PLAYERS SIGNED (4):

**TE Eric Green** – signed on March 10 (from Pittsburgh)  
**WR Randal Hill** – signed on March 7 (from Arizona)  
**QB Dan McGwire** – signed on April 24 (from Seattle)

### PLAYERS LOST (6):

**RB Aaron Craver** – signed on March 10 (by Denver)  
**C Jeff Dellenbach** – signed on March 8 (by New England)  
**RB Cleveland Gary** – signed on May 8 (by St. Louis)  
**S Chris Green** – signed on June 5 (by Buffalo)  
**RB James Saxon** – signed on June 19 (by Kansas City)  
**DT Craig Veasey** – signed on June 2 (by Houston)

## 1996

### PLAYERS SIGNED (6):

**CB Robert Bailey** – signed on March 7 (from Dallas)  
**WR Fred Barnett** – signed on March 12 (from Philadelphia)  
**QB Mike Buck** – signed on April 11 (from Arizona)  
**C Cal Dixon** – signed on April 16 (from N.Y. Jets)  
**WR Charles Jordan** – signed on March 13 (from Green Bay)  
**DE Daniel Stubbs** – signed on April 4 (from Philadelphia)

### PLAYERS LOST (4):

**DE Marco Coleman** – signed on March 7 (by San Diego)  
**LB Bryan Cox** – signed on February 22 (by Chicago)  
**WR Irving Fryar** – signed on March 19 (by Philadelphia)  
**CB Troy Vincent** – signed on March 2 (by Philadelphia)

## 1997

### PLAYERS SIGNED (4):

**WR Lawrence Dawsey** – signed on March 24 (from N.Y. Giants)  
**S Corey Harris** – signed on March 17 (from Seattle)  
**TE Walter Reeves** – signed on March 21 (from San Diego)  
**S George Teague** – signed on March 20 (from Dallas)

### PLAYERS LOST (1):

**WR Randal Hill** – signed on May 28 (by New Orleans)

## 1998

### PLAYERS SIGNED (2):

**G Kevin Donnalley** – signed on February 17 (from Tennessee)  
**S Brock Marion** – signed on March 3 (from Dallas)

### PLAYERS LOST (3):

**WR Qadry Ismail** – signed on March 3 (by New Orleans)  
**G Everett McIver** – signed on February 23 (by Dallas)  
**FB Roosevelt Potts** – signed on February 26 (by Baltimore)

## 1999

### PLAYERS SIGNED (4):

**TE Hunter Goodwin** – signed to offer sheet as a restricted free agent on April 8 (Minnesota declined to match offer sheet on April 9)  
**CB Greg Jeffries** – signed on February 18 (from Detroit)  
**DE Rich Owens** – signed on March 16 (from Washington)  
**FB Roosevelt Potts** – signed on April 1 (from Baltimore)

### PLAYERS LOST (2):

**TE Frank Wainright** – signed on February 26 (by Baltimore)  
**P Klaus Wilmsmeyer** – signed on April 1 (by Carolina)

## 2000

### PLAYERS SIGNED (4):

**QB Jay Fiedler** – signed on February 17 (from Jacksonville)  
**LB Scott Galyon** – signed on February 29 (from N.Y. Giants)  
**G Heath Irwin** – signed on February 29 (from New England)  
**S Brian Walker** – signed on February 16 (from Seattle)

### PLAYERS LOST (3):

**P Tom Hutton** – signed on May 16 (by Green Bay)  
**FB Stanley Pritchett** – signed on March 14 (by Philadelphia)  
**S Shawn Wooden** – signed on March 10 (by Chicago)

## 2001

### PLAYERS SIGNED (6):

**CB Terry Cousin** – signed on March 15 (from Atlanta)  
**QB Ray Lucas** – signed offer sheet on March 9 (from N.Y. Jets). Jets declined to match offer sheet on March 16.  
**WR James McKnight** – signed on March 16 (from Dallas)  
**G Todd Perry** – signed on March 3 (from Chicago)  
**T Marcus Spriggs** – signed on April 19 (from Buffalo)  
**WR Dedric Ward** – signed on April 18 (from N.Y. Jets)

### PLAYERS LOST (7):

**DE Trace Armstrong** – signed on March 5 (by Oakland)  
**G Kevin Donnalley** – signed on March 16 (by Carolina)  
**WR Bert Emanuel** – signed on March 30 (by New England)  
**LB Larry Izzo** – signed on March 6 (by New England)  
**DE Rich Owens** – signed on April 9 (by Kansas City)  
**CB Terrance Shaw** – signed on March 23 (by New England)  
**T Richmond Webb** – signed on April 30 (by Cincinnati)

## 2002

### PLAYERS SIGNED (1):

**DT Larry Chester** – signed on March 5 (from Carolina)

### PLAYERS LOST (7):

**DE Lorenzo Bromell** – signed on April 12 (by Minnesota)  
**CB Terry Cousin** – signed on March 19 (by Carolina)  
**T Spencer Foula** – signed on April 12 (by New Orleans)  
**DE Kenny Mixon** – signed on March 12 (by Minnesota)  
**RB Lamar Smith** – signed on March 25 (by Carolina)  
**P Matt Turk** – signed on April 22 (by N.Y. Jets)  
**S Brian Walker** – signed on March 5 (by Detroit)

## 2003

### PLAYERS SIGNED (6):

**TE Marco Battaglia** – signed on March 25 (from Pittsburgh)  
**CB Terrell Buckley** – signed on March 13 (from New England)  
**S Sammy Knight** – signed on May 13 (from New Orleans)  
**KR Charlie Rogers** – signed on April 11 (from Buffalo)  
**WR Derrius Thompson** – signed on March 8 (from Washington)  
**DT Jeff Zgonina** – signed on March 31 (from St. Louis)

### PLAYERS LOST (6):

**TE Desmond Clark** – signed on March 3 (by Chicago)  
**DT Jermaine Haley** – signed offer sheet on April 18 (by Washington). Dolphins declined to match offer sheet on April 25  
**CB Paul Miranda** – signed on June 3 (by Oakland)  
**T Brent Smith** – signed on May 6 (by N.Y. Jets)  
**WR Marcus Spriggs** – signed on June 3 (by Green Bay)  
**TE Jed Weaver** – signed on March 14 (by San Francisco)

## 2004

### PLAYERS SIGNED (9):

**x-S Chris Akins** – signed on March 5 (from New England)  
**S Antuan Edwards** – signed on April 12 (from Green Bay)  
**CB Reggie Howard** – signed on March 5 (from Carolina)  
**G Jeno James** – signed on March 5 (from Carolina)  
**TE John Jones** – signed on March 29 (from Baltimore)  
**T Damon McIntosh** – signed on March 16 (from San Diego)  
**RB Sammy Morris** – signed on March 12 (from Buffalo)  
**T John St. Clair** – signed on March 12 (from St. Louis)  
**WR Terrence Wilkins** – signed on March 16 (from Indianapolis)

### PLAYERS LOST (4):

**FB Obafemi Ayanbadejo** – signed on March 6 (by Arizona)  
**CB Terrell Buckley** – signed on June 8 (by New England)



**PLAYERS LOST (4):**

**LB Tommy Hendricks** – signed on March 8 (by Jacksonville)  
**T Todd Wade** – signed on March 4 (by Houston)

*x - injured reserve '04*

**2005****PLAYERS SIGNED (6):**

**T** Damon Cook – signed on March 21 (from Cleveland)  
**FB Heath Evans** – signed on March 17 (from Seattle)  
**QB Gus Fretotte** – signed on March 17 (from Minnesota)  
**T Stokar McDougle** – signed on March 15 (from Detroit)  
**LB Donnie Spragan** – signed on March 11 (from Denver)  
**S Travares Tillman** – signed on March 4 (from Carolina)

**PLAYERS LOST (3):**

**LB Morlon Greenwood** – signed on March 3 (by Houston)  
**S Sammy Knight** – signed on March 11 (by Kansas City)  
**DT Bryan Robinson** – signed on March 14 (by Cincinnati)

**2006****PLAYERS SIGNED (11):**

**CB Will Allen** – signed on March 20 (from N.Y. Giants)  
**FB Fred Beasley** – signed on March 27 (from San Francisco)  
**S Deke Cooper** – signed on April 5 (from Jacksonville)  
**CB André Goodman** – signed on March 13 (from Detroit)  
**TE Keith Heinrich** – signed on May 15 (from Cleveland)  
**DB Renaldo Hill** – signed on March 17 (from Oakland)  
**LB Sedrick Hodge** – signed on March 13 (from New Orleans)  
**LB Keith Newman** – signed on May 15 (from Minnesota)  
**T Mike Pearson** – signed on May 1 (from Jacksonville)  
**TE Justin Peelle** – signed on March 20 (from San Diego)  
**T L.J. Shelton** – signed on March 13 (from Cleveland)

**PLAYERS LOST (4):**

**WR Bryan Gilmore** – signed on March 14 (by San Francisco)  
**T Stokar McDougle** – signed on March 16 (by Jacksonville)  
**QB Sage Rosenfels** – signed on March 12 (by Houston)  
**CB Kiwaukee Thomas** – signed on April 5 (by Buffalo)

**2007****PLAYERS SIGNED (6):**

**K Jay Feely** – signed on March 8 (from N.Y. Giants)  
**WR Az-Zahir Hakim** – signed on March 22 (from San Diego)  
**G Chris Liwinski** – signed on March 22 (from Arizona)  
**TE David Martin** – signed on March 5 (from Green Bay)  
**FB Cory Schlesinger** – signed on March 15 (from Detroit)  
**S Cameron Worrell** – signed on March 8 (from Chicago)

**PLAYERS LOST (7):**

**FB Darian Barnes** – signed on March 8 (by N.Y. Jets)  
**DE David Bowers** – signed on April 2 (by N.Y. Jets)  
**G Tونی Fonoti** – signed on March 15 (by Atlanta)  
**T Damon McIntosh** – signed on March 3 (by Kansas City)  
**RB Travis Minor** – signed on March 9 (by St. Louis)  
**RB Sammy Morris** – signed on March 3 (by New England)  
**DT Jeff Zgonina** – signed on March 15 (by Houston)

**2008****PLAYERS SIGNED (10):**

**LB Charles Anderson** – signed on March 1 (from Houston)  
**S Chris Crocker** – signed on March 31 (from Atlanta)  
**S Keith Davis** – signed on March 11 (from Dallas)  
**CB Nathan Jones** – signed on March 14 (from Dallas)  
**QB Josh McCown** – signed on March 1 (from Oakland)  
**TE Sean Ryan** – signed on February 29 (from N.Y. Jets)  
**G Justin Smiley** – signed on March 1 (from San Francisco)  
**DE Randy Starks** – signed on March 1 (from Tennessee)  
**LB Reggie Torbor** – signed on March 1 (from N.Y. Giants)  
**WR Ernest Wilford** – signed on February 29 (from Jacksonville)

**PLAYERS LOST (4):**

**RB Jesse Chatman** – signed on March 11 (by N.Y. Jets)  
**G Rex Hadnot** – signed on March 11 (by Cleveland)  
**QB Cleo Lemon** – signed on March 1 (by Jacksonville)  
**LB Derrick Pope** – signed on March 14 (by Minnesota)

**2009****PLAYERS SIGNED (3):**

**G Joe Berger** – signed on February 27 (from Dallas)  
**C Jake Grove** – signed on March 3 (from Oakland)  
**CB Eric Green** – signed on March 12 (from Arizona)

**PLAYERS LOST (3):**

**CB André Goodman** – signed on March 1 (by Denver)  
**CB Renaldo Hill** – signed on February 27 (by Denver)  
**C Al Johnson** – signed on March 16 (by New England)

**2010****PLAYERS SIGNED (2):**

**LB Karlos Dansby** – signed on March 5 (from Arizona)  
**G Richie Incognito** – signed on March 17 (from Buffalo)

**PLAYERS LOST (2):**

**CB Nate Jones** – signed on March 6 (by Denver)  
**LB Jason Taylor** – signed on April 20 (by N.Y. Jets)

**2011****PLAYERS SIGNED (5):**

**LB Kevin Burnett** – signed on July 30 (from San Diego)  
**DT Ronald Fields** – signed on July 31 (from Denver)  
**QB Matt Moore** – signed on July 29 (from Carolina)  
**LB Jason Trusnik** – signed on July 29 (from Cleveland)  
**T Ray Willis** – signed on August 6 (from Seattle)

**PLAYERS LOST (4):**

**RB Ronnie Brown** – signed on August 2 (by Philadelphia)  
**T Pat McQuistan** – signed on August 8 (by Tennessee)  
**QB Tyler Thigpen** – signed on July 29 (by Buffalo)  
**RB Ricky Williams** – signed on August 8 (by Baltimore)

**2012****PLAYERS SIGNED (6):**

**LB Gary Guyton** – signed on April 17 (from New England)  
**T Artis Hicks** – signed on March 16 (from Cleveland)  
**S Tyrell Johnson** – signed on April 5 (from Minnesota)  
**CB Richard Marshall** – signed on March 15 (from Arizona)  
**WR Legedu Naanee** – signed on April 17 (from Carolina)  
**LB Jamaal Westerman** – signed on March 20 (from N.Y. Jets)

**PLAYERS LOST (5):**

**CB Will Allen** – signed on March 21 (by New England)  
**S Yermiah Bell** – signed on May 18 (by N.Y. Jets)  
**QB Chad Henne** – signed on March 15 (by Jacksonville)  
**DE Kendall Langford** – signed on March 17 (by St. Louis)  
**LB Marvin Mitchell** – signed on April 17 (by Minnesota)

**2013****PLAYERS SIGNED (8):**

**LB Dannel Ellerbe** – signed on March 13 (from Baltimore)  
**WR Brandon Gibson** – signed on March 15 (from St. Louis)  
**TE Dustin Keller** – signed on March 15 (from N.Y. Jets)  
**G Lance Louis** – signed on March 27 (from Chicago)  
**WR Mike Wallace** – signed on March 12 (from Pittsburgh)  
**LB Philip Wheeler** – signed on March 13 (from Oakland)  
**DT Vaughn Martin** – signed on March 28 (from San Diego)  
**CB Brent Grimes** – signed on March 30 (from Atlanta)

**PLAYERS LOST (6):**

**RB Reggie Bush** – signed on March 13 (by Detroit)  
**TE Anthony Fasano** – signed on March 13 (by Kansas City)  
**K Nate Kaeding** – signed on April 2 (by Tampa Bay)  
**T Jake Long** – signed on March 17 (by St. Louis)



**PLAYERS LOST (6):**

DT Tony McDaniel - signed by March 28 (by Seattle)  
 CB Sean Smith - signed on March 14 (by Kansas City)

**2014****PLAYERS SIGNED (6):**

T Branden Albert - signed on March 12 (from Kansas City)  
 T Jason Fox - signed on April 2 (from Detroit)  
 DT Earl Mitchell - signed on March 12 (from Houston)  
 RB Knowshon Moreno - signed on March 28 (from Denver)  
 G Shelley Smith - signed on March 18 (from St. Louis)  
 WR Damian Williams - signed on April 11 (from Tennessee)

**PLAYERS LOST (6):**

CB Nolan Carroll - signed on March 13 (by Philadelphia)  
 S Chris Clemons - signed on March 28 (by Houston)  
 G John Jerry - signed on March 21 (by NY Giants)  
 CB Christopher Owens - signed on March 21 (by Kansas City)  
 DT Paul Soliai - signed on March 11 (by Atlanta)  
 LB Austin Spitzer - signed on June 20 (by Baltimore)

**2015****PLAYERS SIGNED (8):**

CB Zack Bowman - signed on April 13 (from Chicago)  
 TE Jordan Cameron - signed on March 12 (from Cleveland)  
 G/T Jeff Linkenbach - signed on April 22 (from Kansas City)  
 CB Brice McCain - signed on March 11 (from Pittsburgh)  
 C/G Jacques McClendon - signed on April 22 (from Jacksonville)  
 DT C.J. Mosley - signed on June 10 (from Detroit)  
 LB Spencer Paysinger - signed on April 2 (from N.Y. Giants)  
 DT Ndamukong Suh - signed on March 11 (from Detroit)

**PLAYERS LOST (5):**

TE Charles Clay - signed on March 18 (by Buffalo)  
 DT Jared Odrick - signed on March 11 (by Jacksonville)  
 RB Daniel Thomas - signed on June 18 (by Chicago)  
 LB Jason Trusnik - signed on March 31 (by Carolina)  
 CB/S Jimmy Wilson - signed on March 13 (by San Diego)

**2016****PLAYERS SIGNED (3):**

S Isa Abdul-Quddus - signed March 11 (from Detroit)  
 DE Andre Branch - signed on March 16 (from Jacksonville)  
 T Sam Young - signed on March 11 (from Jacksonville)

**PLAYERS LOST (4):**

WR Rishard Matthews - signed on March 10 (by Tennessee)  
 RB Lamar Miller - signed on March 10 (by Houston)  
 DE Derrick Shelby - signed on March 10 (by Atlanta)  
 DE Olivier Vernon - signed on March 10 (by N.Y. Giants)

**2017****PLAYERS SIGNED (5):**

S Nate Allen - signed on March 10 (from Oakland)  
 TE Anthony Fasano - signed on March 9 (from Tennessee)  
 C/G Ted Larsen - signed on March 10 (from Chicago)  
 S T.J. McDonald - signed on March 31 (from L.A. Rams)  
 LB Lawrence Timmons - signed on March 10 (from Pittsburgh)

**PLAYERS LOST (3):**

LB Jelani Jenkins - signed on March 20 (by Oakland)  
 TE Dion Sims - signed on March 10 (by Chicago)  
 QB T.J. Yates - signed on April 10 (by Buffalo)

**2018****PLAYERS SIGNED (6):**

WR Danny Amendola - signed on March 15 (from New England)  
 LB Terence Garvin - signed on April 11 (from Seattle)  
 RB Frank Gore - signed on March 23 (from Indianapolis)

**2018****PLAYERS SIGNED (6):**

QB Brock Osweiler - signed on March 23 (from Denver)  
 G Josh Sitton - signed on March 16 (from Chicago)  
 WR Albert Wilson - signed on March 15 (from Kansas City)

**PLAYERS LOST (5):**

G/T Jermon Bushrod - signed on March 20 (by New Orleans)  
 DE Terrence Fede - signed on April 4 (by Buffalo)  
 K Cody Parkey - signed on March 14 (by Chicago)  
 S Michael Thomas - signed on March 26 (by N.Y. Giants)  
 RB Damien Williams - signed on March 22 (by Kansas City)

**2019****PLAYERS SIGNED (2):**

QB Ryan Fitzpatrick - signed on March 18 (from Tampa Bay)  
 CB Eric Rowe - signed on March 14 (from New England)

**PLAYERS LOST (6):**

RB Brandon Bolden - signed on March 14 (by New England)  
 RB Frank Gore - signed on March 14 (by Buffalo)  
 T Ja'Wuan James - signed on March 15 (by Denver)  
 C Wesley Johnson - signed on May 7 (by San Francisco)  
 RB Senorise Perry - signed on March 28 (by Buffalo)  
 DE Cameron Wake - signed on March 15 (by Tennessee)

**2020****PLAYERS SIGNED (11):**

S Clayton Fejedelem - signed on March 21 (from Cincinnati)  
 S Kavon Frazier - signed on April 27 (from Dallas)  
 G Erick Flowers - signed on March 21 (from Washington)  
 LB Kamu Grugier-Hill - signed on March 21 (from Philadelphia)  
 RB Jordan Howard - signed on March 21 (from Philadelphia)  
 CB Byron Jones - signed on March 21 (from Dallas)  
 C Ted Karras - signed on March 21 (from New England)  
 DE Shaq Lawson - signed on March 21 (from Buffalo)  
 DE Emmanuel Ogbah - signed on March 21 (from Kansas City)  
 LB Elandon Roberts - signed on March 21 (from New England)  
 LB Kyle Van Noy - signed on March 21 (from New England)

**PLAYERS LOST (1):**

C/G Evan Boehm - signed on April 14 (by Buffalo)

**2021****PLAYERS SIGNED (10):**

QB Jacoby Brissett - signed on March 18 (from Indianapolis)  
 RB Malcolm Brown - signed on March 18 (from L.A. Rams)  
 DL Adam Butler - signed on March 18 (from New England)  
 TE Cethan Carter - signed on March 18 (from Cincinnati)  
 OL D.J. Fluker - signed on April 20 (from Baltimore)  
 WR William Fuller V - signed on March 20 (from Houston)  
 DT John Jenkins - signed on April 2 (from Chicago)  
 LB Duke Riley - signed on March 22 (from Philadelphia)  
 LB Brennan Scarlett - signed on March 22 (from Houston)  
 C Matt Skura - signed on March 19 (from Baltimore)

**PLAYERS LOST (6):**

RB Matt Breida - signed on March 29 (by Buffalo)  
 T Julién Davenport - signed on March 29 (by Indianapolis)  
 QB Ryan Fitzpatrick - signed on March 18 (by Washington)  
 LB Kamu Grugier-Hill - signed on March 23 (by Houston)  
 P Matt Haack - signed on March 18 (by Buffalo)  
 C Ted Karras - signed on March 19 (by New England)

**2022****PLAYERS SIGNED (10):**

T Terron Armstead - signed on March 24 (from New Orleans)  
 QB Teddy Bridgewater - signed on March 17 (from Denver)  
 DB Keion Crossen - signed on March 17 (from N.Y. Giants)  
 RB Chase Edmonds - signed on March 17 (from Arizona)  
 LB Melvin Ingram III - signed on May 18 (from Kansas City)  
 P Thomas Morstead - signed on April 8 (from Atlanta)

## 2022

### PLAYERS SIGNED (10):

**RB Raheem Mostert** - signed on March 17 (from San Francisco)  
**WR Trent Sherfield** - signed on March 18 (from San Francisco)  
**OL Connor Williams** - signed on March 17 (from Dallas)  
**WR Cedrick Wilson Jr.** - signed on March 17 (from Dallas)

### PLAYERS LOST (5):

**QB Jacoby Brissett** - signed on March 25 (by Cleveland)  
**CB Justin Coleman** - signed on March 24 (by Seattle)  
**WR Mack Hollins** - signed on March 16 (by Las Vegas)  
**RB Duke Johnson** - signed on March 21 (by Buffalo)  
**OL Greg Mancz** - signed on March 21 (by Buffalo)

## 2023

### PLAYERS SIGNED (6):

**S DeShon Elliott** - signed on March 17 (from Detroit)  
**OL Dan Feeney** - signed on March 17 (from N.Y. Jets)  
**LB David Long Jr.** - signed on March 17 (from Tennessee)  
**LB Malik Reed** - signed on March 20 (from Pittsburgh)  
**TE Eric Saubert** - signed on March 17 (from Denver)  
**QB Mike White** - signed on March 16 (from N.Y. Jets)

### PLAYERS LOST (7):

**OL Michael Deiter** - signed on March 21 (by Houston)  
**TE Mike Gesicki** - signed on March 20 (by New England)  
**DT John Jenkins** - signed on March 24 (by Las Vegas)  
**P Thomas Morstead** - signed on April 7 (by N.Y. Jets)  
**LB Elandon Roberts** - signed on March 17 (by Pittsburgh)  
**S Eric Rowe** - signed on April 12 (by Carolina)  
**WR Trent Sherfield** - signed on March 20 (by Buffalo)

*\*bold indicates made active roster*

## DOLPHINS ON THE AIR

### TV MARKET 📺

Miami/Ft. Lauderdale  
 Miami/Ft. Lauderdale  
 Orlando  
 Ft. Myers  
 Hawaii  
 West Palm Beach

**WFOR** / **WBFS**  
**Bally Sports**  
**WFTV** / **WRDQ**  
**WBBH**  
**KHON**  
**WTVX**

### RADIO MARKET 📻

Miami/Ft. Lauderdale  
 iHeart Radio - English  
 Miami/Ft. Lauderdale  
 iHeart Radio - Spanish  
 Ft. Myers  
 West Palm Beach (English)  
 West Palm Beach (Spanish)  
 Key West  
 Port St. Lucie  
 National Syndication

**WINZ** 940 AM  
**WBGG** 105.9 FM  
**WTZU** 94.9 FM  
**WFSX** 92.5 AM  
**WFSX** 105.9 FM  
**WUUB** 106.3 FM  
**WEFL** 760 AM  
**WAVK** 97.7 FM  
**WCZR** 101.7 FM  
**WAVW** 92.7 FM  
**ESPN Radio**





iHeartMedia Miami signed a new multi-year deal to become the Miami Dolphins flagship radio broadcast partner beginning in 2023. Live gameday broadcasts air on BIG 105.9 FM (WBGG) and Fox Sports 940 AM (WINZ) in the Miami-Ft. Lauderdale market and several other markets throughout the state.

BIG 105.9 FM (WBGG) and Fox Sports 940 AM (WINZ) carry all Miami Dolphins football game broadcasts and play-by-play coverage as well as a pregame show, postgame show and weekly radio show featuring exclusive interviews with Dolphins' personnel and guests from around the league. All shows will be available on the stations' websites and the iHeartRadio app, and the game broadcasts can also be heard on Dolphins.com.

The Dolphins game broadcasts will feature familiar voices, with former Dolphins wide receiver Jimmy Cefalo handling play-by-play duties, former Dolphins tight end Joe Rose providing color commentary and former Dolphins linebacker Kim Bokamper giving analysis and updates from the sidelines.



JIMMY CEFALO



JOE ROSE



KIM BOKAMPER

TU 94.9 (WZTU) is the Dolphins official Spanish radio broadcast partner for all preseason, regular season and playoff games, with Roly Martin handling the play-by-play and Eduardo Martell providing the game analysis. The tandem has called Dolphins games together since 2018. The station also airs a pregame show and postgame show featuring interviews with guests from around the league.



Roly Martin (L) and Eduardo Martell (R)

2023 MIAMI DOLPHINS RADIO NETWORKS

LOCATION	NETWORK	LOCATION	NETWORK
Fort Lauderdale	WINZ 940 AM	Miami	WBGG 105.9 FM
Fort Lauderdale	WBGG 105.9 FM	Miami	WTZU 94.9 FM (Spanish)
Fort Lauderdale	WTZU 94.9 FM (Spanish)	Port St. Lucie	WAVW 92.7 FM
Fort Myers	WFSX 92.5 AM	Port St. Lucie	WCZR 101.7 FM
Fort Myers	WFSX 105.9 FM	Port St. Lucie	WAVW 92.7 FM
Key West	WAVK 97.7 FM	West Palm Beach	ESPN 106.3 FM
Miami	WINZ 940 AM	West Palm Beach	WEFL 760 AM (Spanish)

## ALL-TIME RADIO BROADCAST TEAMS

### ENGLISH RADIO

YEAR	STATION	PLAY-BY-PLAY	COLOR	COLOR/SIDELINE
2022	WQAM (560) KISS (99.9)	Jimmy Cefalo	Joe Rose	Kim Bokamper
2021	WQAM (560) KISS (99.9)	Jimmy Cefalo	Joe Rose	Jason Taylor Kim Bokamper
2020	WQAM (560) KISS (99.9)	Jimmy Cefalo	Joe Rose	Jason Taylor Kim Bokamper
2019	WQAM (560) KISS (99.9)	Jimmy Cefalo	Joe Rose	Bob Griese Kim Bokamper
2018	WQAM (560) KISS (99.9)	Jimmy Cefalo	Joe Rose	Bob Griese Kim Bokamper
2017	WQAM (560) KISS (99.9)	Jimmy Cefalo	Joe Rose	Bob Griese Kim Bokamper
2016	WQAM (560) KISS (99.9)	Jimmy Cefalo	Joe Rose	Bob Griese Kim Bokamper
2015	WBGG (105.9) WINZ (940)	Jimmy Cefalo	Joe Rose	Bob Griese Kim Bokamper
2014	WBGG (105.9) WINZ (940)	Jimmy Cefalo	Joe Rose	Bob Griese Keith Sims/Kim Bokamper
2013	WBGG (105.9) WINZ (940)	Jimmy Cefalo	Joe Rose	Bob Griese Keith Sims/Kim Bokamper
2012	WBGG (105.9) WINZ (940)	Jimmy Cefalo	Joe Rose	Bob Griese Keith Sims/Kim Bokamper
2011	WBGG (105.9) WINZ (940)	Jimmy Cefalo	Joe Rose	Bob Griese
2010	WBGG (105.9) WINZ (940)	Jimmy Cefalo#	Joe Rose	Jim Mandich
2009	WQAM (560)	Jimmy Cefalo	Joe Rose	Jim Mandich
2008	WQAM (560)	Jimmy Cefalo	Joe Rose	Jim Mandich
2007	WQAM (560)	Jimmy Cefalo	Joe Rose	Jim Mandich
2006	The Ticket (790)	Jimmy Cefalo	Joe Rose	Nat Moore
2005	The Ticket (790)	Jimmy Cefalo	Joe Rose	Nat Moore
2004	WQAM (560)	Howard David	Jim Mandich	
2003	WQAM (560)	Howard David	Jim Mandich	
2002	WQAM (560)	Howard David	Jim Mandich	
2001	WQAM (560)	Bill Zimpfer	Jim Mandich	
2000	WQAM (560)	Bill Zimpfer	Jim Mandich	
1999	WQAM (560)	Bill Zimpfer	Jim Mandich	
1998	WQAM (560)	Bill Zimpfer	Jim Mandich	
1997	WQAM (560)	Bill Zimpfer	Jim Mandich	
1996	WIOD (610)	Bill Zimpfer	Jim Mandich	
1995	WIOD (610)	Bill Zimpfer	Jim Mandich	
1994	WIOD (610)	Bill Zimpfer	Jim Mandich	
1993	WIOD (610)	Rick Weaver	Jim Mandich	
1992	WIOD (610)	Rick Weaver	Jim Mandich*	
1991	WIOD (610)	Rick Weaver	Hank Goldberg	
1990	WIOD (610)	Rick Weaver	Hank Goldberg	
1989	WIOD (610)	Rick Weaver	Hank Goldberg	
1988	WIOD (610)	Rick Weaver	Hank Goldberg	Brian Robbie
1987	WIOD (610)	Rick Weaver	Hank Goldberg	Barry Buetel/Brian Robbie
1986	WIOD (610)	Rick Weaver	Hank Goldberg	Joe Zagacki
1985	WIOD (610)	Rick Weaver	Hank Goldberg	Henry Barrow
1984	WIOD (610)	Rick Weaver	Hank Goldberg	Henry Barrow
1983	WIOD (610)	Rick Weaver	Hank Goldberg	Henry Barrow
1982	WIOD (610)	Rick Weaver	Hank Goldberg	Henry Barrow
1981	WIOD (610)	Rick Weaver	Hank Goldberg	Henry Barrow
1980	WIOD (610)	Rick Weaver	Hank Goldberg	Henry Barrow
1979	WIOD (610)	Rick Weaver	Hank Goldberg	Henry Barrow
1978	WIOD (610)	Rick Weaver	Hank Goldberg	Henry Barrow
1977	WIOD (610)	Rick Weaver	Larry King	Henry Barrow
1976	WIOD (610)	Rick Weaver	Al Minter	Henry Barrow
1975	WIOD (610)	Rick Weaver	Karl Noonan	Henry Barrow
1974	WIOD (610)	Rick Weaver	Karl Noonan	Henry Barrow
1973	WIOD (610)	Rick Weaver	Freddie Woodson	Henry Barrow
1972	WIOD (610)	Rick Weaver	Lou Creekmur	Henry Barrow
1971	WIOD (610)	Rick Weaver	Larry King	Henry Barrow
1970	WIOD (610)	Joe Croghan	Larry King	Henry Barrow
1969	WIOD (610)	Bob Gallagher	Henry Barrow	
1968	WIOD (610)	Bob Gallagher	Henry Barrow	
1967	WIOD (610)	Bob Gallagher	Henry Barrow	
1966	WIOD (610)	Bob Gallagher**	Henry Barrow	

# Dick Stockton was the play-by-play caller for games against New England on October 4, 2010 and Chicago on November 18, 2010.

\* Goldberg was replaced following the 1992 season opener in Cleveland by Mandich.

\*\* Mel Allen and Red Barber also did play-by-play for the Miami Dolphins' inaugural season in 1966.

YEAR	STATION	SPANISH RADIO		COLOR/SIDELINE
		PLAY-BY-PLAY	COLOR	
2022	WQBA (1140)	Roly Martin	Eduardo Martell	
2021	WQBA (1140)	Roly Martin	Eduardo Martell	
2020	WQBA (1140)	Roly Martin	Eduardo Martell	
2019	WQBA (1140)	Roly Martin	Eduardo Martell	
2018	WQBA (1140)	Roly Martin	Eduardo Martell	
2017	WQBA (1140)	Raul Striker Jr.	Eduardo Martell	
2016	WNMA (1210)	Raul Striker Jr.	Eduardo Martell#	
2015	WNMA (1210)	Raul Striker Jr.	Eduardo Martell	
2014	WQBA (1140)	Raul Striker Jr.	Roly Martin*	
2013	WQBA (1140)	Raul Striker Jr.	Joaquin Duro	
2012	WQBA (1140)	Raul Striker Jr.	Joaquin Duro	
2011	WQBA (1140)	Rafael Hernandez Brito**	Raul Striker Jr.	
2010	WQBA (1140)	Rafael Hernandez Brito	Raul Striker Jr.	
2009	WSUA (1260)	Roly Martin	Raul Striker Jr.	
2008	WSUA (1260)	Roly Martin	Raul Striker Jr.	
2007	WSUA (1260)	Roly Martin	Raul Striker Jr.	
2006	WSUA (1260)	Rene Giraldo	Roly Martin	
2005	WSUA (1260)	Rene Giraldo	Roly Martin	
2004	WSUA (1260)	Rene Giraldo	Roly Martin	
2003	Radio Unica (1210)	Rene Giraldo	Roly Martin	
2002	Radio Unica (1210)	Rene Giraldo	Roly Martin	
2001	Radio Unica (1210)	Rene Giraldo	Roly Martin	
2000	WQBA (1140)	Rene Giraldo	Roly Martin	
1999	WQBA (1140)	Rene Giraldo	Roly Martin	
1998	WQBA (1140)	Rene Giraldo	Roly Martin	
1997	WQBA (1140)	Rene Giraldo	Roly Martin	
1996	WCMQ (1210)	Rene Giraldo	Roly Martin	
1995	WCMQ (1210)	Rene Giraldo	Roly Martin	
1994	WQBA (1140)	Rene Giraldo	Eduardo Lujan	Roly Martin
1993	WQBA (1140)	Rene Giraldo	Eduardo Lujan	Roly Martin
1992	WQBA (1140)	Rene Giraldo	Eduardo Lujan	Roly Martin
1991	WQBA (1140)	Rene Giraldo	Eduardo Lujan	Roly Martin
1990	WQBA (1140)	Rene Giraldo	Eduardo Lujan	Roly Martin
1989	WQBA (1140)	Rene Giraldo	Eduardo Lujan	Roly Martin
1988	WQBA (1140)	Rene Giraldo	Eduardo Lujan	Roly Martin
1987	WQBA (1140)	Rene Giraldo	Eduardo Lujan	Roly Martin
1986	WQBA (1140)	Rene Giraldo	Eduardo Lujan	Roly Martin
1985	WQBA (1140)	Rene Giraldo	Eduardo Lujan	Roly Martin
1984	WQBA (1140)	Jorge Cunill	Rene Giraldo	Eduardo Lujan
1983	WQBA (1140)	Jorge Cunill	Rene Giraldo	Eduardo Lujan
1982	WQBA (1140)	Jorge Cunill	Rene Giraldo	Eduardo Lujan

# Sebastian Martinez-Christensen replaced Eduardo Martell for the Spanish broadcast for the Dolphins game at Baltimore on Dec. 4, 2016.

\* Joaquin Duro replaced Roly Martin for the Spanish broadcast for Dolphins games at Detroit on Nov. 9, 2014 and at Denver on Nov. 23, 2014.

\*\* Mike Marchant replaced Rafael Hernandez Brito for the Spanish broadcast for Dolphins games against Buffalo on Nov. 20, 2011, Oakland on Dec. 4, 2011 and the N.Y. Jets on Jan. 1, 2012.

## PRESEASON TELEVISION

WFOR CBS4 returns as the preseason home of the Dolphins for the 27th consecutive season and will broadcast all three of Miami's preseason contests.

Play-by-play man Steve Goldstein returns to the broadcast booth for the third straight season. He will be joined in the booth by former Dolphins linebacker Kim Bokamper as color analyst, who has spent the past 20 years as the sideline reporter for Dolphins preseason games. CBS Miami sportscaster Mike Cugno will join the team this year as sideline reporter, providing updates and in-game interviews during the broadcast.

Goldstein became the voice of Dolphins preseason telecasts in 2021 and has been the television play-by-play voice of the NHL's Florida Panthers since 2007. He has covered numerous high-profile sporting events on TV and radio including four Winter Olympics, Super Bowls, Stanley Cup Finals and the US Open. A familiar voice in South Florida, Goldstein currently anchors for CBS Miami and hosted pre- and post-game shows for the Miami Dolphins Radio Network from 1995-2004 and 2012-15. He's also hosted morning shows on AM 560 Sports WQAM and 940 WINZ.

Bokamper began his career with the Miami Dolphins in 1976 as the team's first round draft pick. During his 10 years with the Dolphins, he played both linebacker and defensive end, earning Pro Bowl recognition in 1980 as a linebacker. Bokamper began his broadcasting career in 1990. Since then, he has served on Dolphins pregame and postgame shows, hosted regular sports talk radio shows and spent nearly 20 years as a member of CBS Miami's on-air sports team. He's been the sideline reporter for the Miami Dolphins Radio Network since 2012 and was the sideline reporter for Dolphins preseason TV broadcasts from 2002-22.

Cugno is a Miami native who began his sports broadcasting career with NBC 6 in Miami in 2011. After working his way on air, he joined CBS Miami in 2014 and now serves as the sports anchor for the station. He has become a mainstay on CBS Miami's Dolphins coverage, hosting Dolphins Weekly Live and pregame and postgame shows, and reporting from the Baptist Health Training Complex on a regular basis.

Bally Sports will re-air all three games on Bally Sports Florida/Sun.

## CBS MIAMI



STEVE GOLDSTEIN



KIM BOKAMPER



MIKE CUGNO





# Dive into game day.

Dolfans, gear up for the season with all your tailgating favorites.



Official Supermarket of the Miami Dolphins



# DISCOVER YOUR RHYTHM.



## PARADISE MEETS PLAYGROUND.

Imagine a place where beauty has no boundaries. Where excellence takes shape. Escape the everyday and indulge yourself in a truly extraordinary getaway with limitless possibilities.  
1 Seminole Way, Hollywood, FL 33314 | [HardRockHolly.com](http://HardRockHolly.com) | [#DiscoverYourRhythm](https://twitter.com/DiscoverYourRhythm)



THE GUITAR HOTEL®



HOLLYWOOD, FL